



AN INDUSTRY FIRST IN  
**SECURITY  
MANAGEMENT**<sup>[1]</sup>

**HP IMAGING AND PRINTING SECURITY CENTER**  
Fleet-level policy-based security





HP Imaging and Printing Security Center is the industry's first policy-based solution<sup>1</sup> that helps you increase security, strengthen compliance, and reduce risk across your imaging and printing fleet.

### Safeguard sensitive data—on printing devices, too

Companies are continuously creating confidential, valuable data that is crucial to running their business. From proprietary data to financial records, security risks and requirements are rising. Today, organizations are using multiple security methods—including authentication, encryption, and monitoring—to control access to buildings and to protect data on networks, PCs, and servers. However, imaging and printing environments are often overlooked and are left unprotected. The security exposure and associated costs can be high, whether it is unattended documents on a printer, sensitive data processing from the computer to the device, or confidential information on device hard drives.

### Secure your printing environment with an industry-first solution<sup>1</sup>

Security can be complex and time consuming to understand and implement correctly. Now, companies can reduce the time needed to secure their HP imaging and printing devices, while improving compliance with HP Imaging and Printing Security Center (IPSC).

Gain control of your fleet with HP IPSC, which enables an effective, policy-based approach to securing HP enterprise imaging and printing devices. Print administrators and corporate security officers can streamline the process to securely deploy and monitor devices by applying a single security policy across the fleet. HP IPSC also makes it easy to secure new HP devices as soon as they are added to your network with HP Instant-on Security. Actively maintain and verify compliance with your defined security policies by using HP IPSC automated monitoring and risk-based reporting.

HP IPSC can help improve the security of your HP imaging and printing fleet before you experience the stress of a data security breach. Protect your current HP imaging and printing investments, and the information that keeps your company running with this reliable, scalable solution. With the HP Best Practices Base Policy, it's easier to achieve baseline security—no security expertise required. Or, with the HP Policy Editor, quickly customize a policy to meet your specific business needs.

A SIMPLE,  
INTUITIVE  
PROCESS  
FOR SECURING  
YOUR FLEET



With HP Imaging and Printing Security Center, many routine steps can be automated, freeing up your IT staff so they can focus elsewhere. Keep reading to learn more about this ongoing process.

REVIEW  
POLICY

## Provide fleet security with effortless policy creation

HP Imaging and Printing Security Center includes policy creation and editing features that make it a snap to apply corporate security policies across an entire fleet of HP imaging and printing devices:

- **Single policy**—Intuitive to set up and use, the HP IPSC interface helps you establish a single corporate security policy and rapidly apply it to your HP imaging and printing fleet. A single policy allows you to streamline the process of securing devices, regardless of the type or model of product.
- **HP Best Practices Base Policy**—Easily create security policies based on a U.S. National Institute of Standards and Technology approved HP Security Best Practices Checklist. The HP Best Practices Base Policy provides a baseline level of security derived from HP security expert recommendations.<sup>2</sup> It's simple to enhance the policy for increased security beyond the baseline for specific departments or groups, such as your legal team.
- **HP Policy Editor**—Manage modifications in your defined security policies in response to changing company needs, regulations, or industry standards. The HP Policy Editor simplifies policy creation and changes with an intuitive rules engine that provides guidance and helps prevent misconfiguration of interrelated features or settings. See below how easy the HP Policy Editor is to use and all the functionality it has to offer.

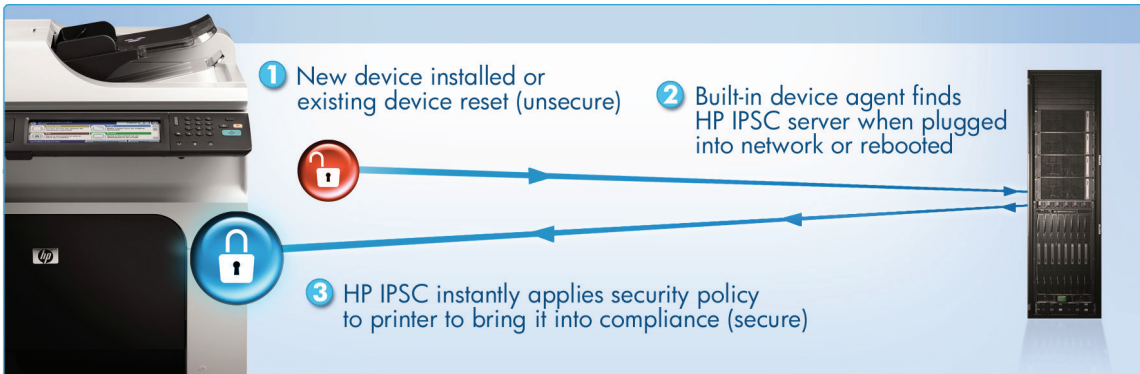
1	Policy validation ensures no errors prior to use in assessment and remediation	5	Policy constraint information
2	Policy feature search	6	View related features
3	Select to have the feature included in policy	7	Policy feature description
4	HP security recommendations (icon alerts for vulnerability of setting)	8	Severity of the security risk of a feature when not in compliance (customizable)

## Connect devices to your policy in a variety of ways

A variety of options makes it simple to add HP devices to the HP Imaging and Printing Security Center.



- You can manually add devices within the solution by inputting either a valid IP address or hostname of the device.
- For a large number of devices, you can add devices by importing a .txt or .xml file, including .xml exports from HP Web Jetadmin.
- You can also increase the security of a device as soon as it is added to your network or from reset without any intervention, using **HP Instant-on Security**. Unique to HP IPSC, HP Instant-on Security automatically connects HP devices to the solution and immediately configures them to be compliant with your specific corporate security policy—saving you time.<sup>3</sup> The image below shows how HP Instant-on Security helps to secure your devices.



## Maximize your investments with proactive compliance

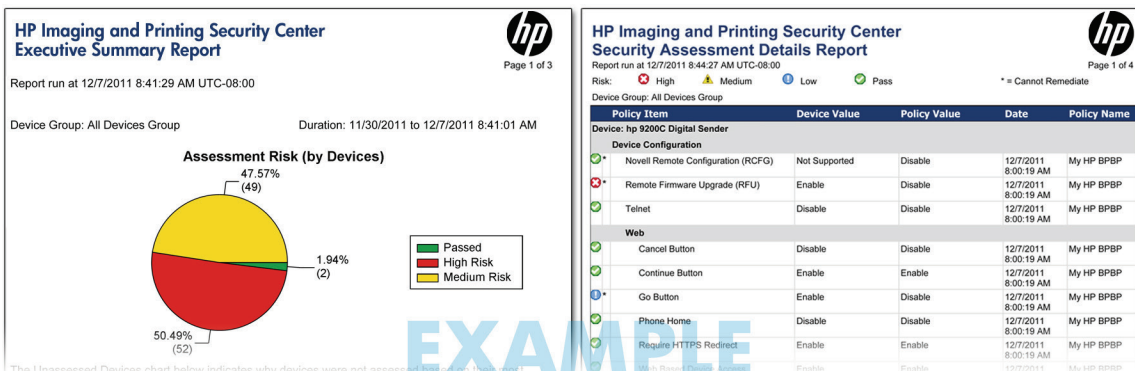
HP IPSC helps maintain compliance with ongoing assessments and automated remediation. You decide how often you want to ensure your devices are in compliance with your security policies. Whether it is daily, weekly, or monthly, it is up to you.

- **Assessment**—During the scheduled assessment, HP IPSC runs in the background and verifies your fleet’s security settings against a specific policy. The assessment process then identifies and reports any non-compliant features.
- **Remediation**—HP IPSC automatically applies the correct policy settings to any non-compliant features recognized during the assessment. The compliant setting is assessed again to confirm it was applied successfully.



## Reduce risk with comprehensive security fleet reporting

Protect your information with built-in reporting tools. Users can run summary reports on the risk levels of the fleet, while also being able to see specific risks by device or security setting. HP IPSC verifies and documents compliance to your active security policies.



## Imagine how this easy-to-use solution can benefit your environment

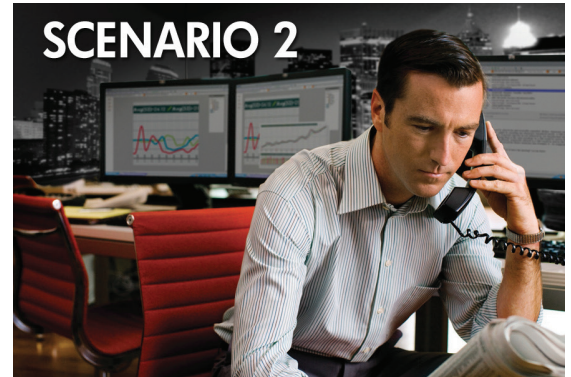
Here are examples of how HP IPSC can help reduce security risks, protect your investments, and maximize your ROI.



### SCENARIO 1

**Situation:** XYZ Health Care Provider has client data that requires a high level of protection. XYZ has an established IT security policy. However, the security department focuses on client/server security without much time to spend on a solid printer security policy for more than 1,000 devices. Currently, they only use basic security settings because they don't have the time or expertise to configure devices across their imaging and printing fleet.

**Solution:** With HP Imaging and Printing Security Center, XYZ can easily translate their corporate IT security policy into a printer security policy and quickly apply it to their fleet of more than 1,000 devices. The solution's simple, built-in policy editor helps the security administrator be aware of the security features that should be considered within their printer policy. It also provides HP's recommended settings—balancing productivity and manageability while helping to reduce risk.<sup>2</sup>



### SCENARIO 2

**Situation:** ABC Financial Services knows protecting client information is crucial to the success of their business and is required by industry regulations. With a fleet of 3,100 printers that are often moved, redeployed, refreshed or require printer resets, maintaining device security consumes a substantial amount of administration overhead.

**Solution:** HP IPSC enables ABC's IT team to schedule a daily assessment and remediation of their HP imaging and printing fleet to ensure that it remains compliant with their policy while allowing the IT team to focus on other activities. As an added benefit, the solution's Instant-on Security feature will automatically apply policy settings when new HP devices are added to the network or when an existing device has been cold reset or power cycled.<sup>3</sup> In order to demonstrate that their devices adhere to their defined corporate security policy, they can print or save built-in fleet, device, or feature level reports for proof of policy compliance.

## HP IPSC takes the complexity out of security and tackles your most common concerns

### Your concerns

How do I ensure my printing and imaging fleet is properly secured?

How can I easily and quickly deploy secure devices?

How do I efficiently ensure my fleet remains compliant as devices are added, moved, or serviced?

How do I demonstrate compliance with my security policy?

### HP IPSC features

- Built-in HP Best Practices Base Policy template
- Detailed help and rules engine
- Policy validation
- Single policy across fleet
- Automatic deployment of settings with assessment and remediation
- Instant-on Security
- Scheduled execution of fleet assessments and remediation for non-compliant devices
- Instant-on Security
- Automatic setting verification
- Built-in reporting with risk levels

## TECHNICAL SPECIFICATIONS

<b>Supported network operating systems</b>	Microsoft Windows 7 (32 and 64-bit), Windows Vista® (32 and 64-bit), Windows Server 2008 R2 (64-bit), Windows Server 2008 (32 and 64-bit)
<b>Supported databases</b>	Microsoft SQL Server 2005 Express (provided with HP Imaging and Printing Security Center), SQL Server Express (2008 or 2008 R2), SQL Server (2005, 2008 or 2008 R2)
<b>Supported devices</b>	HP Color LaserJet CM3530 MFP*, CM4540 MFP*, CM4730 MFP*, CM6030*, CM6040 MFP*, CM6049 MFP, CP3505, CP3525*, CP4005, CP4025*, CP4525*, CP5525*, CP6015*, 3000, 3500, 3550, 3600, 3700, 3800, 4600, 4650, 4700, 4730 MFP, 5500, 5550, 9500, 9500 MFP HP LaserJet Enterprise 500 color M551* HP LaserJet M3027 MFP*, M3035 MFP*, M4345 MFP*, M4349 MFP, M4555 MFP*, M5025 MFP*, M5035 MFP*, M5039 MFP, M9040 MFP*, M9050 MFP*, M9059 MFP, P3005, P3015*, P4014*, P4015*, P4515*, 2300, 2300L, 2420, 2430, 4000, 4050, 4100, 4100 MFP, 4200, 4200L, 4240, 4250, 4300, 4345 MFP, 4350, 5100, 5200, 8150, 9000, 9000 MFP, 9000L MFP, 9040, 9050, 9040 MFP, 9050 MFP HP LaserJet Enterprise 600 M601*, M602*, M603* HP Digital Sender DS 9200C, DS 9250C* HP Scanjet Enterprise 7000n, 8500fn* For a current list of supported HP devices go to <a href="http://www.hp.com/go/ipsc">www.hp.com/go/ipsc</a> . HP recommends upgrading to the latest HP firmware to ensure you have the latest security features. See product documentation for more details. *These devices support the HP IPSC Instant-on Security feature with the latest firmware installed (date code Dec 17, 2011 or later).
<b>System requirements</b>	Server requirements: 2.33 GHz dual core processor minimum, 3 GB RAM minimum (32-bit systems), 4 GB RAM minimum (64-bit systems) Client requirements: PC with 1.8 GHz processor minimum, 2 GB RAM minimum (32-bit systems), 4 GB RAM minimum (64-bit systems) Storage requirements: Minimum 4 GB available disk space. The amount of database storage required varies for HP IPSC and is based on the following: number of devices assessed, size of policy to assess against, number of policies used to assess, frequency of assessments, and recommendations from assessments. It is highly recommended that a full instance of SQL be used when managing more than 250 devices.
<b>Performance</b>	HP has tested up to 10,000 devices on a server (higher amounts may be possible), and has achieved 1,500 device assessments per hour and 750 device remediations per hour using the HP Best Practices Base Policy.
<b>Supported languages</b>	English

## ORDERING INFORMATION

<b>Product</b>	HP Imaging and Printing Security Center 50 Device License (A6A38AAE) HP Imaging and Printing Security Center 250 Device License (A6A39AAE) HP Imaging and Printing Security Center 1,000 Device License (A6A40AAE) HP Imaging and Printing Security Center 5,000 Device License (A6A41AAE) Licenses can be stacked in any combination to reach desired quantity of devices.
<b>Support and maintenance</b>	One-year HP CarePack: 50 Devices (U1Q16E), 250 Devices (U1Q18E), 1,000 Devices (U1Q20E), 5,000 Devices (U1Q22E) Three-year HP CarePack: 50 Devices (U1Q17E), 250 Devices (U1Q19E), 1,000 Devices (U1Q21E), 5,000 Devices (U1Q23E)

## For more information

To learn more about making HP Imaging and Printing Security Center an integral part of your company's overall IT security strategy or to obtain a free 60-day trial, please visit [www.hp.com/go/ipsc](http://www.hp.com/go/ipsc), contact your HP representative, or contact your HP partner document solutions specialist. For information about other HP imaging and printing security solutions, go to [www.hp.com/go/secureprinting](http://www.hp.com/go/secureprinting).

<sup>1</sup> Based on an HP assessment of printer manufacturer security offerings in market as of November 1, 2011.

<sup>2</sup> This tool is provided for general comparison only. The information contained is based on manufacturer's published and internal specifications, and proprietary data and algorithms. The information is not guaranteed accurate by Hewlett-Packard Company. Users can customize the security policies used in the analysis, which will affect the results. Actual results may vary.

<sup>3</sup> Available on select product models and firmware versions. See product documentation or visit [www.hp.com/go/ipsc](http://www.hp.com/go/ipsc) for details.

© Copyright 2012 Hewlett-Packard Development Company, L.P.

The information contained herein is subject to change without notice. The only warranties for HP products and services are set forth in the express warranty statements accompanying such products and services. Nothing herein should be construed as constituting an additional warranty. HP shall not be liable for technical or editorial errors or omissions contained herein.

Microsoft, Windows, and Windows Vista are U.S. registered trademarks of Microsoft Corporation.

