


**VICI Jour®**



## **Chromatography Fluid/Gas Transfer**

**Catalog 10 Int**

## To Order

### Europe, Middle East, Asia, Australia and other countries

#### VICI AG INTERNATIONAL

##### Sales

Phone: Int + 41· 41· 925-6200

Fax: Int + 41· 41· 925-6201

Email: [order@vici.ch](mailto:order@vici.ch)

##### Technical/Service

Phone: Int + 41· 41· 925-6200

Fax: Int + 41· 41· 925-6201

Email: [support@vici.ch](mailto:support@vici.ch)

Parkstrasse 2  
CH-6214 Schenkon / Switzerland  
[info@vici.ch](mailto:info@vici.ch)

EXW shipping point, our factory,  
Schenkon, Switzerland.

We accept:



### North, South and Central America (except Canada)

#### VICI PRECISION SAMPLING

##### Sales

Toll-free: 800-828-1653

Phone: 225-927-1128

Fax: 225-923-1331

Email: [precsamp@vici.com](mailto:precsamp@vici.com)

##### Technical/Service

Phone: 225-927-1128

Fax: 225-923-1331

Email: [precsamp@vici.com](mailto:precsamp@vici.com)

P.O. Box 15886  
Baton Rouge, LA 70895-5886 / USA  
8275 W. El Cajon Drive  
Baton Rouge, LA 70815 / USA  
[precsamp@vici.com](mailto:precsamp@vici.com)

F.O.B. shipping point, our factory,  
Baton Rouge, Louisiana.

We accept:



### Canada

#### VICI VALCO INSTRUMENTS CANADA CORPORATION

##### Sales

Toll-free: 866-297-2626

Phone: 613-342-2600

Fax: 613-342-0111

Email: [canada@vici.com](mailto:canada@vici.com)

##### Technical/Service

Phone: 613-342-2600

Fax: 613-342-0111

Email: [canada@vici.com](mailto:canada@vici.com)

26 Water Street East  
Brockville, Ontario / Canada K6V 1A1  
[canada@vici.com](mailto:canada@vici.com)

F.O.B. shipping point, our factory,  
Brockville, Canada.

We accept:



## Conditions of Sale

There is no minimum order. Terms are net 30 days. Prices subject to change without notice.

## Returns

No returns will be accepted more than 90 days after shipment for any reason. Before 90 days, no returns will be accepted without prior authorization. If it is necessary to return material to us, please contact our Sales Department for a return authorization number and forwarding instructions. Inspect shipments upon receipt and report shortages and incorrect or damaged material to us immediately. Important! Damaged shipments must remain with the original packaging for freight company inspection.

Returned material will be subject to a restocking charge of 20% for catalog items. Special orders cannot be returned unless defective.

## Repairs

For repair return authorization or information about factory refurbishments, contact our Service Department.

## Technical Service

Our capable staff is waiting to assist you with your technical questions and application needs.

## Notice

VICI reserves the right to correct errors and change prices, designs, or specifications without notice or liability. The information in this catalog is correct to the best of our knowledge but is not guaranteed to be so. VICI assumes no responsibility with respect thereto.




## VICI AG International

Since 2004 the VICI Jour product lines for Chromatography and Fluid/Gas Transfer are supported and distributed by VICI AG International.

VICI AG International, in Schenkon, Switzerland, was established in 1981 to provide more direct contact with a growing European customer base of Valco Instruments Co. Inc. Houston, TX, USA. From the very beginning, VICI AG International was developed as an independent site for the manufacturing of Valco valves and the handling of all VICI product lines. Strong technical support and excellent customer relationships contributed to VICI AG International's quick growth. The idea of handling international business through VICI AG International proved efficient, so by the early 90's the territory was expanded to include Africa, the Middle East, and the Far East.


Since September 1996, VICI AG International is ISO certified. Present certification to ISO 9001:2008 is for the whole company, sales and production of analytical components.

VICI AG International was the first ISO-certified manufacturer of high pressure and low pressure valves for scientific equipment.



## Contents

<b>Tubing for Chromatography</b>	PAGE 4
<b>High Pressure Polymeric &amp; Stainless Steel Fittings Nanovolume™ Fittings, Tools</b>	PAGE 34
<b>Low Pressure Polymeric Fittings</b>	PAGE 58
<b>Filters &amp; Mobile Phase Filters</b>	PAGE 74
<b>Mobile Phase Handling Systems</b>	PAGE 86
<b>Frits</b>	PAGE 96
<b>PEEK Columns &amp; Guard Columns</b>	PAGE 102
<b>Sample Loops</b>	PAGE 108
<b>Accessories/Miscellaneous</b>	PAGE 116
<b>Physical Data &amp; Info</b>	PAGE 119
<b>Properties of Metals &amp; Polymers</b>	PAGE 122
<b>Glossary</b>	PAGE 124
<b>Part Number Index</b>	PAGE 128
<b>Trademarks and Registered Trademarks</b>	PAGE 133




**More PEEK Tubing**

PAGES 5–11



**Pre-cut Stainless Steel Flexible Tubing**

PAGE 15




**More Polymeric tubing**

PAGES 17–27



**Fittings, Caps, Unions, Tees, Crosses for 360 µm tubing**

PAGES 48–49



**PEEK ferrules, SS bushings for High Pressure connections in 1/4”-28 UNF ports**

PAGE 59



**Micro Valves for GC and LC**

PAGE 71



**Last Drop Mobile Phase Glass filter**

PAGE 77



**VICI Jour Safety Products**

PAGES 87–95



## INDEX

---

PEEK Tubing	5	Polymeric Tubing PFA	24
PEEK Tubing 1/16"	6	Polymeric Tubing PTFE	25
PEEK Tubing 1/32"	8	Impermeable Tubing	27
PEEK Tubing 360 $\mu$ m	10	Thermo-Formed Polymeric Tubing	28
PEEK Tubing natural	11	PEEK Tubing Elbows	29
Premium Grade Stainless Steel Tubing	12	Tubing Clip – The LC Tubing Organizer	29
Stainless Steel Tubing	13	Clean-Cut Polymer Tubing Cutter	30
Pre-cut Stainless Steel Tubing	14	Guillotine Polymer Tubing Cutter	30
Pre-cut Stainless Steel Flexible Tubing	15	Stainless Steel Tubing Cutter	31
Polymeric Tubing	16	Stainless Steel Tubing Pliers	31
Polymeric Tubing FEP	17	Easy-Flange & Easy-Flange Combi-Kits	32
Polymeric Tubing ETFE	22		

### Disclaimer

The maximum holding pressure for any type of connection involving tubing and a ferrule, varies considerably with the tubing material, the ferrule material, the clearance between tubing OD and ferrule ID and the shape of the fitting detail.

**SPECS**

**Material**  
PEEK

**Dimensions**  
OD and ID, see chart

**Tolerances**  
360 μm (.014") OD PEEK tubing: +/- 0.013 mm (.0005") on OD and ID

OD 1/32" PEEK tubing: +/- 0.013 mm (.0005") on OD and ID

OD 1/16" PEEK tubing: +/- 0.025mm (.001") on OD and ID

OD 1/8" PEEK tubing: +/- 0.05 mm (.002") on OD and ID

**Pressure rating**  
See chart

**Chemical resistance**  
See chart on page 118, ff

Max. recommended working temp.: < 100°C (continuous) for 1/16" OD tubing with ID up to 0.75 mm

**Spares & Tools**  
A clean burr-free perpendicular cut can be achieved with the VICI Jour Clean-Cut tubing cutter JR-797 see page 30

To bend PEEK tubing at the optimum radius, use our Tubing Elbows on page 29

We recommend PEEK fingertight and flangeless fittings for your applications  
Fingertight see page 35-40, 47-49  
Flangeless see page 59-63

VICI Jour Sample Loops for analytical applications are made of Striped Color Coded Tubing (see page 109, ff)

**PEEK Tubing Premium Grade**

All PEEK tubing has Premium Grade tolerances e.g. 1/16" +/- 0.001"

- 360 μm, 1/32", 1/16", 1/8" and 1/4" OD tubing available
- Tighter tolerances
- Easy to cut
- Biocompatible

PEEK tubing has the strength required to withstand continuous use at HPLC pressure without swelling or bursting. The dense polymer structure of VICI Jour PEEK tubing eliminates the permeability to organic solvents that causes other polymer tubing, such as ETFE to "sweat". For easy identification of ID VICI Jour tubing is color coded. VICI recommends "Striped Color-Coded" tubing. It is manufactured of virgin, natural PEEK and therefore ensures maximum chemical resistance and biocompatibility. The color dye is applied only to the outer surface and thus not in contact with the fluid stream. "Solid Color-Coded" tubing however is made of pre-dyed raw material.

For all users that want to have biocompatibility and full colored PEEK tubing, VICI Jour introduced the DUAL LAYER PEEK tubing. Only natural PEEK is in contact with fluid stream.

Remember PEEK tubing is not affected by halide salts, high strength buffers or other aggressive mobile phases that degrade stainless steel. The polymer surface will not leach metal ions into the eluent or extract metal sensitive components from the sample. By far the most outstanding property is its excellent burst pressure.

Due to the tighter tolerances, VICI Jour PEEK tubing is the best choice for chromatography applications in which exact flow rates or tube volume are of importance. The tighter tolerance ensures a more consistent internal volume of the transfer lines.

PEEK is compatible with almost any of the solvents commonly used in HPLC. Dichloromethane, THF and DMSO may cause swelling in PEEK. Concentrated nitric and sulphuric acid will attack PEEK.


**Recommended maximum working pressure PEEK tubing**

OD	ID	bar	psi	OD	ID	bar	psi
360 μm	50 μm	358	5200	1/16"	0.050 mm	434	6300
	75 μm	345	5000		0.064 mm	434	6300
	100 μm	300	4400		0.075 mm	428	6200
	125 μm	275	4000		0.100 mm	420	6100
	150 μm	240	3500		0.13 mm	420	6100
1/32"	0.050 mm	414	6000	0.18 mm	400	5800	
	0.064 mm	414	6000	0.25 mm	386	5600	
	0.075 mm	414	6000	0.50 mm	310	4500	
	0.100 mm	414	6000	0.75 mm	240	3500	
	0.13 mm	379	5500	1.00 mm	165	2400	
	0.15 mm	365	5300	1.40 mm	52	750	
	0.18 mm	351	5100	1/8"	0.75 mm	345	5000
	0.20 mm	340	4900		1.59 mm	224	3250
	0.25 mm	310	4500		2.00 mm	165	2400
	0.38 mm	250	3600	1/4"			
0.50 mm	193	2800	3.17 mm		227	3300	

## PEEK Tubing – 1/16" OD

### PEEK Tubing – Striped Color-Coded – 1/16" OD

Part No.	ID(mm)	Qty/pkg	Color
JR-T-5802-M3	0.050	3 m	orange
JR-T-5802-M5	0.050	5 m	orange
JR-T-5802-M10	0.050	10 m	orange
JR-T-5802-M25	0.050	25 m	orange
JR-T-5998C-M3	0.064	3 m	pink
JR-T-5998C-M5	0.064	5 m	pink
JR-T-5998C-M10	0.064	10 m	pink
JR-T-5998C-M25	0.064	25 m	pink
JR-T-5803-M3	0.075	3 m	green
JR-T-5803-M5	0.075	5 m	green
JR-T-5803-M10	0.075	10 m	green
JR-T-5803-M25	0.075	25 m	green
JR-T-5804-M3	0.100	3 m	black
JR-T-5804-M5	0.100	5 m	black
JR-T-5804-M10	0.100	10 m	black
JR-T-5804-M25	0.100	25 m	black
JR-T-5999-M3	0.13	3 m	red
JR-T-5999-M5	0.13	5 m	red
JR-T-5999-M10	0.13	10 m	red
JR-T-5999-M25	0.13	25 m	red
JR-T-6000-M3	0.18	3 m	yellow
JR-T-6000-M5	0.18	5 m	yellow
JR-T-6000-M10	0.18	10 m	yellow
JR-T-6000-M25	0.18	25 m	yellow
JR-T-6001-M3	0.25	3 m	blue
JR-T-6001-M5	0.25	5 m	blue
JR-T-6001-M10	0.25	10 m	blue
JR-T-6001-M25	0.25	25 m	blue
JR-T-6002-M3	0.50	3 m	orange
JR-T-6002-M5	0.50	5 m	orange
JR-T-6002-M10	0.50	10 m	orange
JR-T-6002-M25	0.50	25 m	orange
JR-T-6003-M3	0.75	3 m	green
JR-T-6003-M5	0.75	5 m	green
JR-T-6003-M10	0.75	10 m	green
JR-T-6003-M25	0.75	25 m	green
JR-T-60031-M3	1.00	3 m	grey
JR-T-60031-M5	1.00	5 m	grey
JR-T-60031-M10	1.00	10 m	grey
JR-T-60031-M25	1.00	25 m	grey
JR-T-60032-M3	1.40	3 m	black
JR-T-60032-M5	1.40	5 m	black
JR-T-60032-M10	1.40	10 m	black
JR-T-60032-M25	1.40	25 m	black



### SPECS

**Material**  
PEEK

**Dimensions**

OD and ID, see chart

**Tolerances**

360  $\mu$ m (.014") OD PEEK tubing:  $\pm$  0.013 mm (.0005") on OD and ID

OD 1/32" PEEK tubing:  $\pm$  0.013 mm (.0005") on OD and ID

OD 1/16" PEEK tubing:  $\pm$  0.025mm (.001") on OD and ID

OD 1/8" PEEK tubing:  $\pm$  0.05 mm (.002") on OD and ID

**Pressure rating**

See chart on page 5

**Chemical resistance**

See chart on page 118, ff

Max. recommended working temp.: < 100°C (continuous) for 1/16" OD tubing with ID up to 0.75 mm

**Spares & Tools**

A clean burr-free perpendicular cut can be achieved with the VICI Jour Clean-Cut tubing cutter JR-797 see page 30

To bend PEEK tubing at the optimum radius, use our Tubing Elbows on page 29

We recommend PEEK fingertight and flangeless fittings for your applications  
Fingertight see page 35–40, 47–49  
Flangeless see page 59–63

VICI Jour Sample Loops for analytical applications are made of Striped Color Coded Tubing (see page 109, ff)

Other pack sizes and tubing lengths are available on request. Please contact your local distributor or VICI directly.



## PEEK Tubing – 1/16" OD

### SPECS

**Material**  
PEEK

**Dimensions**  
OD and ID, see chart

**Tolerances**  
360 μm (.014") OD PEEK tubing: +/- 0.013 mm (.0005") on OD and ID

OD 1/32" PEEK tubing: +/- 0.013 mm (.0005") on OD and ID

OD 1/16" PEEK tubing: +/- 0.025mm (.001") on OD and ID

OD 1/8" PEEK tubing: +/- 0.05 mm (.002") on OD and ID

**Pressure rating**  
See chart on page 5

**Chemical resistance**  
See chart on page 118, ff



Max. recommended working temp.: < 100°C (continuous) for 1/16" OD tubing with ID up to 0.75 mm

**Spares & Tools**  
A clean burr-free perpendicular cut can be achieved with the VICI Jour Clean-Cut tubing cutter JR-797 see page 30

To bend PEEK tubing at the optimum radius, use our Tubing Elbows on page 29

We recommend PEEK fingertight and flangeless fittings for your applications  
Fingertight see page 35–40, 47–49  
Flangeless see page 59–63

VICI Jour Sample Loops for analytical applications are made of Striped Color Coded Tubing (see page 109, ff)



### PEEK Tubing – Solid Color-Coded – 1/16" OD

Part No.	ID (mm)	Qty/pkg	Color
JR-T-5998-M3	0.064	3 m	natural
JR-T-5998-M10	0.064	10 m	natural
JR-T-6007-M3	0.13	3 m	red
JR-T-6007-M10	0.13	10 m	red
JR-T-6008-M3	0.18	3 m	yellow
JR-T-6008-M10	0.18	10 m	yellow
JR-T-6009-M3	0.25	3 m	blue
JR-T-6009-M10	0.25	10 m	blue
JR-T-6010-M3	0.50	3 m	orange
JR-T-6010-M10	0.50	10 m	orange
JR-T-6011-M3	0.75	3 m	green
JR-T-6011-M10	0.75	10 m	green

Other pack sizes and tubing lengths are available on request. Please contact your local distributor or VICI directly.

### Dual Layer PEEK Tubing – Color-Coded – 1/16" OD

Part No.	ID(mm)	Qty/pkg	Color
JR-TD-6007-M3	0.13	3 m	red
JR-TD-6007-M10	0.13	10 m	red
JR-TD-6008-M3	0.18	3 m	yellow
JR-TD-6008-M10	0.18	10 m	yellow
JR-TD-6009-M3	0.25	3 m	blue
JR-TD-6009-M10	0.25	10 m	blue
JR-TD-6010-M3	0.50	3 m	orange
JR-TD-6010-M10	0.50	10 m	orange
JR-TD-6011-M3	0.75	3 m	green
JR-TD-6011-M10	0.75	10 m	green

Other pack sizes and tubing lengths are available on request. Please contact your local distributor or VICI directly.

**Customized tubing on request! Please specify OD and ID.  
Minimum Order Quantity 30 m.**

## PEEK Tubing – 1/32" OD


### PEEK Tubing – Striped Color-Coded – 1/32" OD

**NEW**

Part No.	ID(mm)	Qty/pkg	Color
JR-T-5702-M1	0.050	1 m	orange
JR-T-5702-M3	0.050	3 m	orange
JR-T-5764-M1	0.064	1 m	pink
JR-T-5764-M3	0.064	3 m	pink
JR-T-5703-M1	0.075	1 m	green
JR-T-5703-M3	0.075	3 m	green
JR-T-5704-M1	0.100	1 m	black
JR-T-5704-M3	0.100	3 m	black
JR-T-5705-M1	0.13	1 m	red
JR-T-5705-M3	0.13	3 m	red
JR-T-5706-M1	0.15	1 m	natural
JR-T-5706-M3	0.15	3 m	natural
JR-T-5707-M1	0.18	1 m	yellow
JR-T-5707-M3	0.18	3 m	yellow
JR-T-5710-M1	0.25	1 m	blue
JR-T-5710-M3	0.25	3 m	blue
JR-T-5720-M1	0.50	1 m	orange
JR-T-5720-M3	0.50	3 m	orange

Other pack sizes and tubing lengths are available on request. Please contact your local distributor or VICI directly.

**Customized tubing on request! Please specify OD and ID.  
Minimum Order Quantity 30 m.**



### SPECS

**Material**  
PEEK

**Dimensions**

OD and ID, see chart

**Tolerances**

360 μm (.014") OD PEEK tubing: +/- 0.013 mm (.0005") on OD and ID

OD 1/32" PEEK tubing: +/- 0.013 mm (.0005") on OD and ID

OD 1/16" PEEK tubing: +/- 0.025mm (.001") on OD and ID

OD 1/8" PEEK tubing: +/- 0.05 mm (.002") on OD and ID

**Pressure rating**

See chart on page 5

**Chemical resistance**

See chart on page 118, ff

Max. recommended working temp.: < 100°C (continuous) for 1/16" OD tubing with ID up to 0.75 mm

**Spares & Tools**

A clean burr-free perpendicular cut can be achieved with the VICI Jour Clean-Cut tubing cutter JR-797 see page 30

To bend PEEK tubing at the optimum radius, use our Tubing Elbows on page 29

We recommend PEEK fingertight and flangeless fittings for your applications  
Fingertight see page 35–40, 47–49  
Flangeless see page 59–63

VICI Jour Sample Loops for analytical applications are made of Striped Color Coded Tubing (see page 109, ff)

### SPECS

**Material**  
PEEK

**Dimensions**  
OD and ID, see chart

**Tolerances**  
360 μm (.014") OD PEEK tubing: +/- 0.013 mm (.0005") on OD and ID

OD 1/32" PEEK tubing: +/- 0.013 mm (.0005") on OD and ID

OD 1/16" PEEK tubing: +/- 0.025mm (.001") on OD and ID

OD 1/8" PEEK tubing: +/- 0.05 mm (.002") on OD and ID

**Pressure rating**  
See chart on page 5

**Chemical resistance**  
See chart on page 118, ff


Max. recommended working temp.: < 100°C (continuous) for 1/16" OD tubing with ID up to 0.75 mm

**Spares & Tools**  
A clean burr-free perpendicular cut can be achieved with the VICI Jour Clean-Cut tubing cutter JR-797 see page 30

To bend PEEK tubing at the optimum radius, use our Tubing Elbows on page 29

We recommend PEEK fingertight and flangeless fittings for your applications  
Fingertight see page 35–40, 47–49  
Flangeless see page 59–63

VICI Jour Sample Loops for analytical applications are made of Striped Color Coded Tubing (see page 109, ff)



### PEEK Tubing – Solid Color-Coded – 1/32" OD

**NEW**

Part No.	ID (mm)	Qty/pkg	Color
JR-T-5602-M1	0.050	1 m	orange
JR-T-5602-M3	0.050	3 m	orange
JR-T-5664-M1	0.064	1 m	pink
JR-T-5664-M3	0.064	3 m	pink
JR-T-5603-M1	0.075	1 m	green
JR-T-5603-M3	0.075	3 m	green
JR-T-5604-M1	0.100	1 m	black
JR-T-5604-M3	0.100	3 m	black
JR-T-5993-M3	0.13	3 m	natural
JR-T-5993-M10	0.13	10 m	natural
JR-T-5605-M1	0.13	1 m	red
JR-T-5605-M3	0.13	3 m	red
JR-T-5606-M1	0.15	1 m	purple
JR-T-5606-M3	0.15	3 m	purple
JR-T-5994-M3	0.18	3 m	natural
JR-T-5994-M10	0.18	10 m	natural
JR-T-5607-M1	0.18	1 m	yellow
JR-T-5607-M3	0.18	3 m	yellow
JR-T-5608-M1	0.20	1 m	orange
JR-T-5608-M3	0.20	3 m	orange
JR-T-5995-M3	0.25	3 m	natural
JR-T-5995-M10	0.25	10 m	natural
JR-T-5610-M1	0.25	1 m	blue
JR-T-5610-M3	0.25	3 m	blue
JR-T-5715-M3	0.38	3 m	natural
JR-T-5715-M10	0.38	10 m	natural
JR-T-5620-M1	0.50	1 m	orange
JR-T-5620-M3	0.50	3 m	orange

Other pack sizes and tubing lengths are available on request. Please contact your local distributor or VICI directly.

**Customized tubing on request! Please specify OD and ID.  
Minimum Order Quantity 30 m.**

## PEEK Tubing – 360 µm OD

### PEEK Tubing – Striped Color-Coded – 360 µm OD **NEW**

Part No.	ID (µm)	Qty/pkg	Color
JR-T-3650-M1	50	1 m	orange
JR-T-3650-M3	50	3 m	orange
JR-T-3675-M1	75	1 m	green
JR-T-3675-M3	75	3 m	green
JR-T-36100-M1	100	1 m	grey
JR-T-36100-M3	100	3 m	grey
JR-T-36125-M1	125	1 m	red
JR-T-36125-M3	125	3 m	red
JR-T-36150-M1	150	1 m	black
JR-T-36150-M3	150	3 m	black



Other pack sizes and tubing lengths are available on request. Please contact your local distributor or VICI directly.

### PEEK Tubing – Solid Color-Coded – 360 µm OD **NEW**

Part No.	ID (µm)	Qty/pkg	Color
JR-T-3750-M1	50	1 m	orange
JR-T-3750-M3	50	3 m	orange
JR-T-6060-M3	75	3 m	natural
JR-T-6060-M10	75	10 m	natural
JR-T-3775-M1	75	1 m	green
JR-T-3775-M3	75	3 m	green
JR-T-37100-M1	100	1 m	grey
JR-T-37100-M3	100	3 m	grey
JR-T-37125-M1	125	1 m	red
JR-T-37125-M3	125	3 m	red
JR-T-37150-M1	150	1 m	black
JR-T-37150-M3	150	3 m	black

Other pack sizes and tubing lengths are available on request. Please contact your local distributor or VICI directly.

**Customized tubing on request! Please specify OD and ID.**  
**Minimum Order Quantity 30 m.**



### SPECS

**Material**  
PEEK

**Dimensions**

OD and ID, see chart

**Tolerances**

360 µm (.014") OD PEEK tubing: +/- 0.013 mm (.0005") on OD and ID

OD 1/32" PEEK tubing: +/- 0.013 mm (.0005") on OD and ID

OD 1/16" PEEK tubing: +/- 0.025mm (.001") on OD and ID

OD 1/8" PEEK tubing: +/- 0.05 mm (.002") on OD and ID

**Pressure rating**

See chart on page 5

**Chemical resistance**

See chart on page 118, ff

Max. recommended working temp.: < 100°C (continuous) for 1/16" OD tubing with ID up to 0.75 mm

**Spares & Tools**

A clean burr-free perpendicular cut can be achieved with the VICI Jour Clean-Cut tubing cutter JR-797 see page 30

To bend PEEK tubing at the optimum radius, use our Tubing Elbows on page 29

We recommend PEEK fingertight and flangeless fittings for your applications  
 Fingertight see page 35–40, 47–49  
 Flangeless see page 59–63

VICI Jour Sample Loops for analytical applications are made of Striped Color Coded Tubing (see page 109, ff)

### SPECS

**Material**  
PEEK

**Dimensions**  
OD and ID, see chart

**Tolerances**  
360  $\mu\text{m}$  (.014") OD PEEK tubing: +/- 0.013 mm (.0005") on OD and ID

OD 1/32" PEEK tubing: +/- 0.013 mm (.0005") on OD and ID

OD 1/16" PEEK tubing: +/- 0.025mm (.001") on OD and ID

OD 1/8" PEEK tubing: +/- 0.05 mm (.002") on OD and ID

**Pressure rating**  
See chart on page 5

**Chemical resistance**  
See chart on page 118, ff

Max. recommended working temp.: < 100°C (continuous) for 1/16" OD tubing with ID up to 0.75 mm

**Spares & Tools**  
A clean burr-free perpendicular cut can be achieved with the VICI Jour Clean-Cut tubing cutter JR-797 see page 30

To bend PEEK tubing at the optimum radius, use our Tubing Elbows on page 29

We recommend PEEK fingertight and flangeless fittings for your applications  
Fingertight see page 35-40, 47-49  
Flangeless see page 59-63


VICI Jour Sample Loops for analytical applications are made of Striped Color Coded Tubing (see page 109, ff)

### PEEK Tubing – natural

Part No.	OD	ID (mm)	Qty/pkg
JR-T-6004-M3	1/8"	1.59	3 m
JR-T-6004-M10	1/8"	1.59	10 m
JR-T-60041-M3	1/8"	0.75	3 m
JR-T-60041-M10	1/8"	0.75	10 m
JR-T-60042-M3	1/8"	2	3 m
JR-T-60042-M10	1/8"	2	10 m
JR-T-6006	1/4"	3.17	per m

Other pack sizes and tubing lengths are available on request. Please contact your local distributor or VICI directly.

**Customized tubing on request! Please specify OD and ID. Minimum Order Quantity 30 m.**



## Premium Grade Stainless Steel Tubing

### Premium Grade Stainless Steel Tubing

- Premium Grade – seamless
- Variety of sizes for HPLC and GC applications
- Smooth internal surface
- Soft annealed OD for easy ferrule connections

#### Premium Grade Stainless Steel Tubing 1/32" OD

Part No.	OD	ID	Qty/pkg
JR-TSS.505-M3	1/32"	0.13	3 m
JR-TSS.505-M10	1/32"	0.13	10 m
JR-TSS.507-M3	1/32"	0.18	3 m
JR-TSS.507-M10	1/32"	0.18	10 m
JR-TSS.510-M3	1/32"	0.25	3 m
JR-TSS.510-M10	1/32"	0.25	10 m
JR-TSS.520-M3	1/32"	0.50	3 m
JR-TSS.520-M10	1/32"	0.50	10 m

#### Premium Grade Stainless Steel Tubing 1/16" OD

Part No.	OD	ID	Qty/pkg
JR-TSS105-M3	1/16"	0.13	3 m
JR-TSS105-M10	1/16"	0.13	10 m
JR-TSS110-M3	1/16"	0.25	3 m
JR-TSS110-M10	1/16"	0.25	10 m
JR-TSS115-M3	1/16"	0.38	3 m
JR-TSS115-M10	1/16"	0.38	10 m
JR-TSS120-M3	1/16"	0.50	3 m
JR-TSS120-M10	1/16"	0.50	10 m
JR-TSS130-M3	1/16"	0.75	3 m
JR-TSS130-M10	1/16"	0.75	10 m
JR-TSS140-M3	1/16"	1.00	3 m
JR-TSS140-M10	1/16"	1.00	10 m

#### Premium Grade Stainless Steel Tubing 1/8" OD

Part No.	OD	ID	Qty/pkg
JR-TSS230-M3	1/8"	0.75	3 m
JR-TSS230-M10	1/8"	0.75	10 m
JR-TSS240-M3	1/8"	1.00	3 m
JR-TSS240-M10	1/8"	1.00	10 m
JR-TSS260-M3	1/8"	1.52	3 m
JR-TSS260-M10	1/8"	1.52	10 m
JR-TSS267-M3	1/8"	1.70	3 m
JR-TSS267-M10	1/8"	1.70	10 m
JR-TSS285-M3	1/8"	2.16	3 m
JR-TSS285-M10	1/8"	2.16	10 m

### SPECS

**Material**  
SS316, seamless

**Dimensions**  
See chart

**Tolerances**  
OD: +/- 0.05 mm (.002")  
ID: +/- 0.025 mm (.001")

**Pressure rating**  
1/32" OD tubing:  
varies with ID, min. 400 bar  
(5800 psi)

1/16" OD tubing:  
varies with ID, min. 365 bar  
(5300 psi)

1/8" OD tubing:  
varies with ID, min. 315 bar  
(4600 psi)

**Tech Tip**  
We recommend Pre-Cut  
Stainless Steel Tubing for  
zero-dead volume connec-  
tions (see page 14–15)

**Note**  
ID dimensions in mm are  
converted from nominal  
inch dimensions

### SPECS

#### Material

SS316, welded under inert gas

#### Dimensions

See chart

#### Tolerances

ID and OD +/- 0.05 mm (.002")

#### Pressure rating

For 1/16" and 1/8" OD tubing: varies with ID, min 315 bar (4600 psi)

#### Tech Tip

We recommend Pre-Cut Stainless Steel Tubing for Zero-Dead Volume Connections (see page 14–15)

### Stainless Steel Tubing

- Variety of sizes for HPLC and GC applications
- Smooth internal surface
- Soft annealed OD for easy ferrule connections

#### Stainless Steel Tubing 1/16" OD


Part No.	ID (mm)	Qty/pkg
JR-T-625-04-M3	0.13	3 m
JR-T-625-04-M10	0.13	10 m
JR-T-625-05-M3	0.18	3 m
JR-T-625-05-M10	0.18	10 m
JR-T-625-10-M3	0.25	3 m
JR-T-625-10-M10	0.25	10 m
JR-T-625-20-M3	0.50	3 m
JR-T-625-20-M10	0.50	10 m
JR-T-625-30-M3	0.75	3 m
JR-T-625-30-M10	0.75	10 m
JR-T-625-40-M3	1.00	3 m
JR-T-625-40-M10	1.00	10 m

#### Stainless Steel Tubing 1/8" OD

Part No.	ID (mm)	Qty/pkg
JR-T-626-00-M3	2.1	3 m
JR-T-626-00-M10	2.1	10 m

#### Stainless Steel Tubing 1/4" OD

Part No.	ID (mm)	Qty/pkg
JR-T-628-00	4.65	per m




## Pre-cut Stainless Steel Tubing

### Pre-cut Stainless Steel Tubing

- For zero dead volume connections
- Ready to use
- Cleaned
- Soft annealed OD for easy ferrule connections

VICI Jour offers pre-cut stainless steel tubing in lengths most commonly required in HPLC systems. These tubes are cut to square, burr-free ends for zero dead volume connections.

VICI pre-cut tubing is specially steam cleaned to remove both organic and inorganic contaminants. Furthermore softer free PE caps are used to avoid the contamination of the tubing.



### Pre-cut Stainless Steel Tubing 1/16" OD

Part No.	ID (mm)	Color	Length (mm)
JR-T-97005	0.13	red	50
JR-T-97010	0.13	red	100
JR-T-97015	0.13	red	200
JR-T-97020	0.13	red	300
JR-T-97025	0.18	yellow	50
JR-T-97030	0.18	yellow	100
JR-T-97035	0.18	yellow	200
JR-T-97040	0.18	yellow	300
JR-T-97045	0.25	blue	50
JR-T-97055	0.25	blue	100
JR-T-97060	0.25	blue	200
JR-T-97065	0.25	blue	300
JR-T-97075	0.50	orange	50
JR-T-97080	0.50	orange	100
JR-T-97085	0.50	orange	200
JR-T-97090	0.50	orange	300
JR-T-97095	0.75	green	50
JR-T-97100	0.75	green	100
JR-T-97105	0.75	green	200
JR-T-97110	0.75	green	300

### SPECS

#### Material

Tubing: SS316, seamless  
Caps: Polyethylene

#### Dimensions

OD: 1/16", ID see chart

#### Tolerances

OD: +/- 0.05 mm (.002")  
ID: +/- 0.025 mm (.001")

#### Pressure rating

For 1/16" OD tubing:  
Varies with ID, min. 365 bar  
(5300 psi)

#### Spares & Tools

We recommend our Stainless Steel Fittings on page 50



## Pre-cut Stainless Steel Flexible Tubing

### SPECS

#### Material

Tubing: SS316, seamless  
Caps: Polyethylene

#### Tolerances

OD: +/- 0.05 mm (.002")  
ID: +/- 0.025 mm (.001")

#### Pressure rating

For 1/32" OD tubing:  
Varies with ID, min. 400 bar  
(5800 psi)

For 1/16" OD tubing:  
Varies with ID, min. 365 bar  
(5300 psi)

#### Spares & Tools

We recommend our Stainless Steel Fittings on page 50

### Pre-cut Stainless Steel Flexible Tubing NEW

- For zero dead volume connections
- Ready to use
- Cleaned
- Soft annealed OD for easy ferrule connections

VICI Jour offers pre-cut stainless steel flexible tubing in lengths most commonly required in HPLC systems. All tubes are made of 1/32" **Premium Grade Stainless Steel** tubing.

These tubes are cut to square, burr-free ends for zero dead volume connections. The ends are laserwelded into 1/16" OD SS tubing.

VICI pre-cut tubing is specially steam cleaned to remove both organic and inorganic contaminants.

Furthermore softener free PE caps are used to avoid the contamination of the tubing.

### Pre-cut Stainless Steel Tubing 1/32" OD

Part No.	ID (mm)	Color	Length (mm)
JR-T-96005	0.13	red	105
JR-T-96010	0.13	red	150
JR-T-96015	0.13	red	200
JR-T-96020	0.13	red	280
JR-T-96025	0.13	red	400
JR-T-96030	0.13	red	600
JR-T-96035	0.13	red	700
JR-T-96040	0.13	red	800
JR-T-96105	0.18	yellow	105
JR-T-96110	0.18	yellow	150
JR-T-96115	0.18	yellow	200
JR-T-96120	0.18	yellow	280
JR-T-96125	0.18	yellow	400
JR-T-96130	0.18	yellow	600
JR-T-96135	0.18	yellow	700
JR-T-96140	0.18	yellow	800
JR-T-96205	0.25	blue	105
JR-T-96210	0.25	blue	150
JR-T-96215	0.25	blue	200
JR-T-96220	0.25	blue	280
JR-T-96225	0.25	blue	400
JR-T-96230	0.25	blue	600
JR-T-96235	0.25	blue	700
JR-T-96240	0.25	blue	800
JR-T-96305	0.50	orange	105
JR-T-96310	0.50	orange	150
JR-T-96315	0.50	orange	200
JR-T-96320	0.50	orange	280
JR-T-96325	0.50	orange	400
JR-T-96330	0.50	orange	600
JR-T-96335	0.50	orange	700
JR-T-96340	0.50	orange	800



## Polymeric Tubing

### Polymeric Tubing

- For low and mid pressure applications
- Biocompatible

#### FEP tubing

FEP (FluorinatedEthylenePropylene) is chemically inert to most HPLC solvents and is recommended for low pressure applications. Typically 1/16" OD holds up to 117 bar (1700 psi) and 1/8" holds up to 70 bar (1000 psi). We recommend FEP for ion chromatography applications. Max. operating temperature for FEP is 80°C. FEP tubing is also available in a color-coded version.

#### ETFE tubing

ETFE tubing has some outstanding properties which makes it particularly suitable for HPLC since it has a higher burst pressure when compared to PTFE. The most common dimension is 1/16" x 0.25 mm which will withstand up to 186 bar (2700 psi) using water as mobile phase. It is important, however, to note that when using ETFE with organic solvents it may swell and will reduce the max. pressure to 70 bar (1000 psi). It is the ideal polymer for applications with chloride salts, which typically corrode stainless steel.

#### PFA tubing

PFA tubing (PerFluoroAlkoxy) has excellent chemical stability and mechanical strength. Always use PFA instead of PTFE if gas permeability is an issue. 1/16" OD high purity tubing has a maximum pressure rating of up to 100 bar (1450 psi), while 1/8" OD maximum 72 bar (1050 psi).

#### PTFE tubing

PTFE tubing (PolyTetraFluoroEthylene) is chemically inert and suitable for lower pressure applications. Typically 1/16" OD tubing holds up to 62 bar (900 psi) and 1/8" up to 35 bar (500 psi).


For easy identification of the ID and to differentiate the transfer lines, PTFE tubing is available in a color-coded version.

Maximum continuous operating temperature is 100°C.

#### black PTFE tubing

PTFE is too translucent and for certain light sensitive applications the use of black PTFE tubing is recommended. Typical applications:

- light sensitive enzymatic reactions
- luminescent reactions
- connections to the flow-cell
- radioactive HPLC



### SPECS

**Material**  
FEP

**Dimensions**  
See chart

**Tolerances**  
360  $\mu\text{m}$  (0.014") OD tubing  
OD:  $\pm 0.013$  mm (.0005")  
ID:  $\pm 0.013$  mm (.0005")

1/32" OD tubing  
OD:  $\pm 0.013$  mm (.0005")  
ID:  $\pm 0.013$  mm (.0005")

1/16" OD tubing  
OD:  $\pm 0.05$  mm (.002")  
ID:  $\pm 0.05$  mm (.002")

1/8" OD tubing  
OD:  $\pm 0.10$  mm (.004")  
ID:  $\pm 0.10$  mm (.004")

3/16" OD tubing  
OD:  $\pm 0.10$  mm (0.004")  
ID:  $\pm 0.10$  mm (0.004")

1/4" OD tubing  
OD:  $\pm 0.10$  mm (0.004")  
ID:  $\pm 0.10$  mm (0.004")

**Pressure rating**  
See chart on page 19

**Chemical resistance**  
See chart on page 118, ff

**Special Info**  
Low pressure applications:  
Check carefully for gas permeability

**Spares & Tools**  
The VICI Jour Clean-Cut tubing cutter JR-797 gives you burr-free perpendicular cuts (see page 30)

We recommend fingertight and flangeless fittings for your applications  
Fingertight page 35–40  
Flangeless page 59–63

### FEP Tubing

#### FEP tubing natural 1/16" OD

Part No.	ID (mm)	Qty/pkg
JR-T-6704-M3	0.10	3 m
JR-T-6704-M10	0.10	10 m
JR-T-6704-M25	0.10	25 m
JR-T-6705-M3	0.13	3 m
JR-T-6705-M10	0.13	10 m
JR-T-6705-M25	0.13	25 m
JR-T-6706-M3	0.15	3 m
JR-T-6706-M10	0.15	10 m
JR-T-6706-M25	0.15	25m
JR-T-6707-M3	0.18	3 m
JR-T-6707-M10	0.18	10 m
JR-T-6707-M25	0.18	25 m
JR-T-6708-M3	0.20	3 m
JR-T-6708-M10	0.20	10 m
JR-T-6708-M25	0.20	25 m
JR-T-6812-M3	0.25	3 m
JR-T-6812-M10	0.25	10 m
JR-T-6812-M25	0.25	25 m
JR-T-6802-M3	0.50	3 m
JR-T-6802-M10	0.50	10 m
JR-T-6802-M25	0.50	25 m
JR-T-6803-M3	0.75	3 m
JR-T-6803-M10	0.75	10 m
JR-T-6803-M25	0.75	25 m
JR-T-6806-M3	1.00	3 m
JR-T-6806-M10	1.00	10 m
JR-T-6806-M25	1.00	25 m

Other pack sizes and tubing lengths are available on request.  
Please contact your local distributor or VICI directly.

**Customized tubing on request! Please specify OD and ID.**  
**Minimum Order Quantity 30 m.**

## Polymeric Tubing


### FEP tubing – Solid Color-Coded 1/16" OD

**NEW**

Part No.	ID (mm)	Color	Qty/pkg
JR-T-6704C-M3	0.10	black	3 m
JR-T-6704C-M10	0.10	black	10 m
JR-T-6704C-M25	0.10	black	25 m
JR-T-6705C-M3	0.13	red	3 m
JR-T-6705C-M10	0.13	red	10 m
JR-T-6705C-M25	0.13	red	25 m
JR-T-6706C-M3	0.15	purple	3 m
JR-T-6706C-M10	0.15	purple	10 m
JR-T-6706C-M25	0.15	purple	25 m
JR-T-6707C-M3	0.18	yellow	3 m
JR-T-6707C-M10	0.18	yellow	10 m
JR-T-6707C-M25	0.18	yellow	25 m
JR-T-6812C-M3	0.25	blue	3 m
JR-T-6812C-M10	0.25	blue	10 m
JR-T-6812C-M25	0.25	blue	25 m
JR-T-6802C-M3	0.50	orange	3 m
JR-T-6802C-M10	0.50	orange	10 m
JR-T-6802C-M25	0.50	orange	25 m
JR-T-6803C-M3	0.75	green	3 m
JR-T-6803C-M10	0.75	green	10 m
JR-T-6803C-M25	0.75	green	25 m
JR-T-6806C-M3	1.00	black	3 m
JR-T-6806C-M10	1.00	black	10 m
JR-T-6806C-M25	1.00	black	25 m

Other pack sizes and tubing lengths are available on request. Please contact your local distributor or VICI directly.

**Customized tubing on request! Please specify OD and ID.**  
**Minimum Order Quantity 30 m.**



### SPECS

**Material**  
FEP

**Dimensions**  
See chart

**Tolerances**

360  $\mu$ m (0.014") OD tubing  
 OD:  $\pm$  0.013 mm (.0005")  
 ID:  $\pm$  0.013 mm (.0005")

1/32" OD tubing

OD:  $\pm$  0.013 mm (.0005")  
 ID:  $\pm$  0.013 mm (.0005")

1/16" OD tubing

OD:  $\pm$  0.05 mm (.002")  
 ID:  $\pm$  0.05 mm (.002")

1/8" OD tubing

OD:  $\pm$  0.10 mm (.004")  
 ID:  $\pm$  0.10 mm (.004")

3/16" OD tubing

OD:  $\pm$  0.10 mm (0.004")  
 ID:  $\pm$  0.10 mm (0.004")

1/4" OD tubing

OD:  $\pm$  0.10 mm (0.004")  
 ID:  $\pm$  0.10 mm (0.004")

**Pressure rating**

See chart on page 19

**Chemical resistance**

See chart on page 118, ff

**Special Info**

Low pressure applications:  
 Check carefully for gas permeability

**Spares & Tools**

The VICI Jour Clean-Cut tubing cutter JR-797 gives you burr-free perpendicular cuts (see page 30)

We recommend fingertight and flangeless fittings for your applications  
 Fingertight page 35–40  
 Flangeless page 59–63

### SPECS

**Material**  
FEP

**Dimensions**  
See chart

**Tolerances**  
360  $\mu\text{m}$  (0.014") OD tubing  
OD:  $\pm 0.013$  mm (.0005")  
ID:  $\pm 0.013$  mm (.0005")

1/32" OD tubing  
OD:  $\pm 0.013$  mm (.0005")  
ID:  $\pm 0.013$  mm (.0005")

1/16" OD tubing  
OD:  $\pm 0.05$  mm (.002")  
ID:  $\pm 0.05$  mm (.002")

1/8" OD tubing  
OD:  $\pm 0.10$  mm (.004")  
ID:  $\pm 0.10$  mm (.004")

3/16" OD tubing  
OD:  $\pm 0.10$  mm (0.004")  
ID:  $\pm 0.10$  mm (0.004")

1/4" OD tubing  
OD:  $\pm 0.10$  mm (0.004")  
ID:  $\pm 0.10$  mm (0.004")

**Pressure rating**  
See chart on page 19

**Chemical resistance**  
See chart on page 118, ff

**Special Info**  
Low pressure applications:  
Check carefully for gas permeability

**Spares & Tools**  
The VICI Jour Clean-Cut tubing cutter JR-797 gives you burr-free perpendicular cuts (see page 30)

We recommend fingertight and flangeless fittings for your applications  
Fingertight page 35–40  
Flangeless page 59–63

### FEP tubing natural 1/32" OD

Part No.	ID (mm)	Qty/pkg
JR-T-6794-M1	0.10	1 m
JR-T-6794-M3	0.10	3 m
JR-T-6794-M10	0.10	10 m
JR-T-6605-M1	0.13	1 m
JR-T-6605-M3	0.13	3 m
JR-T-6605-M10	0.13	10 m
JR-T-6606-M1	0.15	1 m
JR-T-6606-M3	0.15	3 m
JR-T-6606-M10	0.15	10 m
JR-T-6607-M1	0.18	1 m
JR-T-6607-M3	0.18	3 m
JR-T-6607-M10	0.18	10 m
JR-T-6610-M1	0.25	1 m
JR-T-6610-M3	0.25	3 m
JR-T-6610-M10	0.25	10 m
JR-T-6615-M1	0.38	1 m
JR-T-6615-M3	0.38	3 m
JR-T-6615-M10	0.38	10 m
JR-T-6620-M1	0.50	1 m
JR-T-6620-M3	0.50	3 m
JR-T-6620-M10	0.50	10 m

Other pack sizes and tubing lengths are available on request.  
Please contact your local distributor or VICI directly.

**Customized tubing on request! Please specify OD and ID.**  
**Minimum Order Quantity 30 m.**

### Recommended maximum working pressure FEP tubing


OD	ID	bar	psi	OD	ID	bar	psi	
1/32"	0.10 mm	82	1200	1/8"	1.59 mm	69	1000	
	0.13 mm	78	1100		2.10 mm	41	600	
	0.15 mm	78	1100	2.40 mm	30	345		
	0.18 mm	72	1050					
3/16"	0.25 mm	68	980	3/16"	3.18 mm	41	600	
	0.38 mm	51	750					
	0.50 mm	35	500	1/4"	4.35 mm	45	650	
	1/16"	0.10 mm	124	1800	1 mm	0.50 mm	62	900
		0.13 mm	124	1800				
0.15 mm		117	1700	2 mm	1.00 mm	62	900	
0.18 mm		117	1700					
0.20 mm		117	1700	3 mm	1.00 mm	82	1200	
0.25 mm		117	1700		2.00 mm	41	600	
0.50 mm		96	1400					
0.75 mm	76	1400						
1.00 mm	52	750						

## Polymeric Tubing

### FEP tubing – Solid Color-Coded 1/32" OD

**NEW**

Part No.	ID (mm)	Color	Qty/pkg
JR-T-6604C-M3	0.10	black	3 m
JR-T-6604C-M10	0.10	black	10 m
JR-T-6604C-M25	0.10	black	25 m
JR-T-6605C-M3	0.13	red	3 m
JR-T-6605C-M10	0.13	red	10 m
JR-T-6605C-M25	0.13	red	25 m
JR-T-6606C-M3	0.15	purple	3 m
JR-T-6606C-M10	0.15	purple	10 m
JR-T-6606C-M25	0.15	purple	25 m
JR-T-6607C-M3	0.18	yellow	3 m
JR-T-6607C-M10	0.18	yellow	10 m
JR-T-6607C-M25	0.18	yellow	25 m
JR-T-6610C-M3	0.25	blue	3 m
JR-T-6610C-M10	0.25	blue	10 m
JR-T-6610C-M25	0.25	blue	25 m
JR-T-6620C-M3	0.50	orange	3 m
JR-T-6620C-M10	0.50	orange	10 m
JR-T-6620C-M25	0.50	orange	25 m



### SPECS

**Material**  
FEP

**Dimensions**  
See chart

**Tolerances**  
360 µm (0.014") OD tubing  
OD: +/- 0.013 mm (.0005")  
ID: +/- 0.013 mm (.0005")

1/32" OD tubing  
OD: +/- 0.013 mm (.0005")  
ID: +/- 0.013 mm (.0005")

1/16" OD tubing  
OD: +/- 0.05 mm (.002")  
ID: +/- 0.05 mm (.002")

1/8" OD tubing  
OD: +/- 0.10 mm (.004")  
ID: +/- 0.10 mm (.004")

3/16" OD tubing  
OD: +/- 0.10 mm (0.004")  
ID: +/- 0.10 mm (0.004")

1/4" OD tubing  
OD: +/- 0.10 mm (0.004")  
ID: +/- 0.10 mm (0.004")

**Pressure rating**  
See chart on page 19

**Chemical resistance**  
See chart on page 118, ff

**Special Info**  
Low pressure applications:  
Check carefully for gas permeability

**Spares & Tools**  
The VICI Jour Clean-Cut tubing cutter JR-797 gives you burr-free perpendicular cuts (see page 30)

We recommend fingertight and flangeless fittings for your applications  
Fingertight page 35–40  
Flangeless page 59–63

### FEP tubing natural 1/8" OD

Part No.	ID (mm)	Qty/pkg
JR-T-6804-M3	1.59	3 m
JR-T-6804-M10	1.59	10 m
JR-T-6804-M25	1.59	25 m
JR-T-6813-M3	2.1	3 m
JR-T-6813-M10	2.1	10 m
JR-T-6813-M25	2.1	25 m
JR-T-6814-M3	2.4	3 m
JR-T-6814-M10	2.4	10 m
JR-T-6814-M25	2.4	25 m

### FEP tubing natural 3/16" OD

Part No.	ID (mm)	Qty/pkg
JR-T-6835-M3	3.18	3 m
JR-T-6835-M10	3.18	10 m
JR-T-6835-M25	3.18	25 m

Other pack sizes and tubing lengths are available on request. Please contact your local distributor or VICI directly.

**Customized tubing on request! Please specify OD and ID.**  
**Minimum Order Quantity 30 m.**

### SPECS

**Material**  
FEP

**Dimensions**  
See chart

**Tolerances**  
360  $\mu$ m (0.014") OD tubing  
OD: +/- 0.013 mm (.0005")  
ID: +/- 0.013 mm (.0005")

1/32" OD tubing  
OD: +/- 0.013 mm (.0005")  
ID: +/- 0.013 mm (.0005")

1/16" OD tubing  
OD: +/- 0.05 mm (.002")  
ID: +/- 0.05 mm (.002")

1/8" OD tubing  
OD: +/- 0.10 mm (.004")  
ID: +/- 0.10 mm (.004")

3/16" OD tubing  
OD: +/- 0.10 mm (0.004")  
ID: +/- 0.10 mm (0.004")

1/4" OD tubing  
OD: +/- 0.10 mm (0.004")  
ID: +/- 0.10 mm (0.004")

**Pressure rating**  
See chart on page 19

**Chemical resistance**  
See chart on page 118, ff

**Special Info**  
Low pressure applications:  
Check carefully for gas permeability

**Spares & Tools**  
The VICI Jour Clean-Cut tubing cutter JR-797 gives you burr-free perpendicular cuts (see page 30)

We recommend fingertight and flangeless fittings for your applications  
Fingertight page 35–40  
Flangeless page 59–63

### FEP tubing natural 1/4" OD

Part No.	ID (mm)	Qty/pkg
JR-T-6809	4.35	per m

### FEP tubing natural 1 mm OD

Part No.	ID (mm)	Qty/pkg
JR-T-6105-M3	0.50	3 m
JR-T-6105-M10	0.50	10 m
JR-T-6105-M25	0.50	25 m

### FEP tubing natural 2 mm OD

Part No.	ID (mm)	Qty/pkg
JR-T-6210-M3	1.0	3 m
JR-T-6210-M10	1.0	10 m
JR-T-6210-M25	1.0	25 m

### FEP tubing natural 3 mm OD

Part No.	ID (mm)	Qty/pkg
JR-T-6310-M3	1.0	3 m
JR-T-6310-M10	1.0	10 m
JR-T-6310-M25	1.0	25 m
JR-T-6320-M1	2.0	1 m
JR-T-6320-M3	2.0	3 m
JR-T-6320-M10	2.0	10 m

Other pack sizes and tubing lengths are available on request.  
Please contact your local distributor or VICI directly.

**Customized tubing on request! Please specify OD and ID.  
Minimum Order Quantity 30 m.**

## Polymeric Tubing

### ETFE Tubing

#### ETFE tubing 1/32" OD

Part No.	ID (mm)	Qty/pkg
JR-T-084-M3	0.25	3 m
JR-T-084-M10	0.25	10 m
JR-T-084-M25	0.25	25 m

Other pack sizes and tubing lengths are available on request. Please contact your local distributor or VICI directly.

#### ETFE tubing 1/16" OD

Part No.	ID (mm)	Qty/pkg
JR-T-078-M3	0.17	3 m
JR-T-078-M10	0.17	10 m
JR-T-078-M25	0.17	25 m
JR-T-080-M3	0.25	3 m
JR-T-080-M10	0.25	10 m
JR-T-080-M25	0.25	25 m
JR-T-082-M3	0.50	3 m
JR-T-082-M10	0.50	10 m
JR-T-082-M25	0.50	25 m
JR-T-083-M3	0.75	3 m
JR-T-083-M10	0.75	10 m
JR-T-083-M25	0.75	25 m
JR-T-085-M3	1.00	3 m
JR-T-085-M10	1.00	10 m
JR-T-085-M25	1.00	25 m

Other pack sizes and tubing lengths are available on request. Please contact your local distributor or VICI directly.

**Customized tubing on request! Please specify OD and ID.**  
**Minimum Order Quantity 30 m.**

### SPECS

**Material**  
FEP

**Dimensions**  
See chart

**Tolerances**  
 360  $\mu$ m (0.014") OD tubing  
 OD:  $\pm$  0.013 mm (.0005")  
 ID:  $\pm$  0.013 mm (.0005")

1/32" OD tubing  
 OD:  $\pm$  0.013 mm (.0005")  
 ID:  $\pm$  0.013 mm (.0005")

1/16" OD tubing  
 OD:  $\pm$  0.05 mm (.002")  
 ID:  $\pm$  0.05 mm (.002")

1/8" OD tubing  
 OD:  $\pm$  0.10 mm (.004")  
 ID:  $\pm$  0.10 mm (.004")

3/16" OD tubing  
 OD:  $\pm$  0.10 mm (0.004")  
 ID:  $\pm$  0.10 mm (0.004")

1/4" OD tubing  
 OD:  $\pm$  0.10 mm (0.004")  
 ID:  $\pm$  0.10 mm (0.004")

**Pressure rating**  
See chart on page 26

**Chemical resistance**  
See chart on page 118, ff

**Special Info**  
Low pressure applications:  
Check carefully for gas permeability

**Spares & Tools**  
The VICI Jour Clean-Cut tubing cutter JR-797 gives you burr-free perpendicular cuts (see page 30)

We recommend fingertight and flangeless fittings for your applications  
 Fingertight page 35–40  
 Flangeless page 59–63



### SPECS

**Material**  
FEP

**Dimensions**  
See chart

**Tolerances**  
360  $\mu\text{m}$  (0.014") OD tubing  
OD:  $\pm 0.013$  mm (.0005")  
ID:  $\pm 0.013$  mm (.0005")

1/32" OD tubing  
OD:  $\pm 0.013$  mm (.0005")  
ID:  $\pm 0.013$  mm (.0005")

1/16" OD tubing  
OD:  $\pm 0.05$  mm (.002")  
ID:  $\pm 0.05$  mm (.002")

1/8" OD tubing  
OD:  $\pm 0.10$  mm (.004")  
ID:  $\pm 0.10$  mm (.004")

3/16" OD tubing  
OD:  $\pm 0.10$  mm (0.004")  
ID:  $\pm 0.10$  mm (0.004")

1/4" OD tubing  
OD:  $\pm 0.10$  mm (0.004")  
ID:  $\pm 0.10$  mm (0.004")

**Pressure rating**  
See chart on page 26

**Chemical resistance**  
See chart on page 118, ff

**Special Info**  
Low pressure applications:  
Check carefully for gas permeability

**Spares & Tools**  
The VICI Jour Clean-Cut tubing cutter JR-797 gives you burr-free perpendicular cuts (see page 30)

We recommend fingertight and flangeless fittings for your applications  
Fingertight page 35–40  
Flangeless page 59–63

### ETFE tubing 1/8" OD

Part No.	ID (mm)	Qty/pkg
JR-T-086-M3	1.59	3 m
JR-T-086-M10	1.59	10 m
JR-T-086-M25	1.59	25 m

Other pack sizes and tubing lengths are available on request.  
Please contact your local distributor or VICI directly

### ETFE tubing metric OD

Part No.	OD mm	ID (mm)	Qty/pkg
JR-T-087-M1	3.0	1.0	1 m
JR-T-087-M3	3.0	1.0	3 m
JR-T-088-M1	6.0	4.0	1 m
JR-T-088-M3	6.0	4.0	3 m

Other pack sizes and tubing lengths are available on request.  
Please contact your local distributor or VICI directly.

**Customized tubing on request! Please specify OD and ID.**  
**Minimum Order Quantity 30 m.**

### Recommended maximum working pressure ETFE tubing

OD	ID	bar	psi
1/32"	0.25 mm	152	2200
1/16"	0.17 mm	200	2900
	0.25 mm	186	2700
	0.50 mm	152	2200
	0.75 mm	117	1700
	1.00 mm	83	1200
1/8"	1.59 mm	110	1600
3.0 mm	1.00 mm	138	2000
6.0 mm	4.00 mm	69	1000

## Polymeric Tubing

### PFA Tubing

#### PFA tubing natural 360 µm OD

**NEW**

Part No.	ID	Qty/pkg
JR-T-43650-M1	50 µm	1 m
JR-T-43650-M3	50 µm	3 m
JR-T-43675-M1	75 µm	1 m
JR-T-43675-M3	75 µm	3 m
JR-T-436100-M1	100 µm	1 m
JR-T-436100-M3	100 µm	3 m
JR-T-436150-M1	150 µm	1 m
JR-T-436150-M3	150 µm	3 m

Other pack sizes and tubing lengths are available on request. Please contact your local distributor or VICI directly.

#### PFA tubing natural 1/16" OD

Part No.	ID (mm)	Qty/pkg
JR-T-4001-M3	0.50	3 m
JR-T-4001-M10	0.50	10 m
JR-T-4001-M25	0.50	25 m
JR-T-4002-M3	0.75	3 m
JR-T-4002-M10	0.75	10 m
JR-T-4002-M25	0.75	25 m
JR-T-4007-M3	1.00	3 m
JR-T-4007-M10	1.00	10 m
JR-T-4007-M25	1.00	25 m

Other pack sizes and tubing lengths are available on request. Please contact your local distributor or VICI directly.

#### PFA tubing natural 1/8" OD

Part No.	ID (mm)	Qty/pkg
JR-T-4003-M3	1.59	3 m
JR-T-4003-M10	1.59	10 m
JR-T-4003-M25	1.59	25 m
JR-T-4005	1.70	per m

Other pack sizes and tubing lengths are available on request. Please contact your local distributor or VICI directly.

#### PFA tubing natural 3/16" and 1/4" OD

Part No.	OD	ID (mm)	Qty/pkg
JR-T-4009	3/16"	3.20	per m
JR-T-4004	1/4"	4.35	per m

Other pack sizes and tubing lengths are available on request. Please contact your local distributor or VICI directly.

### SPECS

**Material**  
FEP

**Dimensions**  
See chart

**Tolerances**  
360 µm (0.014") OD tubing  
OD: +/- 0.013 mm (.0005")  
ID: +/- 0.013 mm (.0005")

1/32" OD tubing  
OD: +/- 0.013 mm (.0005")  
ID: +/- 0.013 mm (.0005")

1/16" OD tubing  
OD: +/- 0.05 mm (.002")  
ID: +/- 0.05 mm (.002")

1/8" OD tubing  
OD: +/- 0.10 mm (.004")  
ID: +/- 0.10 mm (.004")

3/16" OD tubing  
OD: +/- 0.10 mm (0.004")  
ID: +/- 0.10 mm (0.004")

1/4" OD tubing  
OD: +/- 0.10 mm (0.004")  
ID: +/- 0.10 mm (0.004")

**Pressure rating**  
See chart on page 26

**Chemical resistance**  
See chart on page 118, ff

**Special Info**  
Low pressure applications:  
Check carefully for gas permeability

**Spares & Tools**  
The VICI Jour Clean-Cut tubing cutter JR-797 gives you burr-free perpendicular cuts (see page 30)

We recommend fingertight and flangeless fittings for your applications  
Fingertight page 35–40  
Flangeless page 59–63

### SPECS

**Material**  
FEP

**Dimensions**  
See chart

**Tolerances**  
360  $\mu\text{m}$  (0.014") OD tubing  
OD:  $\pm 0.013$  mm (.0005")  
ID:  $\pm 0.013$  mm (.0005")

1/32" OD tubing  
OD:  $\pm 0.013$  mm (.0005")  
ID:  $\pm 0.013$  mm (.0005")

1/16" OD tubing  
OD:  $\pm 0.05$  mm (.002")  
ID:  $\pm 0.05$  mm (.002")

1/8" OD tubing  
OD:  $\pm 0.10$  mm (.004")  
ID:  $\pm 0.10$  mm (.004")

3/16" OD tubing  
OD:  $\pm 0.10$  mm (0.004")  
ID:  $\pm 0.10$  mm (0.004")

1/4" OD tubing  
OD:  $\pm 0.10$  mm (0.004")  
ID:  $\pm 0.10$  mm (0.004")


**Pressure rating**  
See chart on page 26

**Chemical resistance**  
See chart on page 118, ff

**Special Info**  
Low pressure applications:  
Check carefully for gas permeability

**Spares & Tools**  
The VICI Jour Clean-Cut tubing cutter JR-797 gives you burr-free perpendicular cuts (see page 30)

We recommend fingertight and flangeless fittings for your applications  
Fingertight page 35–40  
Flangeless page 59–63



C0583

### PTFE Tubing

#### PTFE tubing – natural

Part No.	OD	ID (mm)	Qty/pkg
JR-T-6805-M3	1/16"	0.18	3 m
JR-T-6805-M5	1/16"	0.18	5 m
JR-T-6805-M10	1/16"	0.18	10 m
JR-T-6805-M25	1/16"	0.18	25 m
JR-T-4011-M3	1/16"	0.25	3 m
JR-T-4011-M5	1/16"	0.25	5 m
JR-T-4011-M10	1/16"	0.25	10 m
JR-T-4011-M25	1/16"	0.25	25 m
JR-T-4183-M3	1/16"	0.50	3 m
JR-T-4183-M5	1/16"	0.50	5 m
JR-T-4183-M10	1/16"	0.50	10 m
JR-T-4183-M25	1/16"	0.50	25 m
JR-T-4036-M3	1/16"	0.75	3 m
JR-T-4036-M5	1/16"	0.75	5 m
JR-T-4036-M10	1/16"	0.75	10 m
JR-T-4036-M25	1/16"	0.75	25 m
JR-T-6807-M3	1/16"	1.00	3 m
JR-T-6807-M5	1/16"	1.00	5 m
JR-T-6807-M10	1/16"	1.00	10 m
JR-T-6807-M25	1/16"	1.00	25 m
JR-T-6800-M3	1/8"	1.59	3 m
JR-T-6800-M5	1/8"	1.59	5 m
JR-T-6800-M10	1/8"	1.59	10 m
JR-T-6800-M25	1/8"	1.59	25 m
JR-T-4037-M3	1/8"	2.40	3 m
JR-T-4037-M5	1/8"	2.40	5 m
JR-T-4037-M10	1/8"	2.40	10 m
JR-T-4037-M25	1/8"	2.40	25 m
JR-T-6810	1/4"	4.75	per m
JR-T-6801-M3	2.00 mm	1.70	3 m
JR-T-6801-M10	2.00 mm	1.70	10 m
JR-T-6801-M25	2.00 mm	1.70	25 m
JR-T-4039-M3	4.00 mm	3.00	3 m
JR-T-4039-M5	4.00 mm	3.00	5 m
JR-T-4041	4.76 mm	3.76	per m

Other pack sizes and tubing lengths are available on request.  
Please contact your local distributor or VICI directly.

## Polymeric Tubing

### PTFE tubing – Solid Color-Coded

Part No.	OD	ID (mm)	Qty/pkg	color
JR-T-4011C-M3	1/16"	0.25	3 m	blue
JR-T-4011C-M10	1/16"	0.25	10 m	blue
JR-T-4011C-M25	1/16"	0.25	25 m	blue
JR-T-6808-M3	1/16"	0.25	3 m	black
JR-T-6808-M10	1/16"	0.25	10 m	black
JR-T-6808-M25	1/16"	0.25	25 m	black
JR-T-4183C-M3	1/16"	0.50	3 m	orange
JR-T-4183C-M10	1/16"	0.50	10 m	orange
JR-T-4183C-M25	1/16"	0.50	25 m	orange
JR-T-6811-M3	1/16"	0.50	3 m	black
JR-T-6811-M10	1/16"	0.50	10 m	black
JR-T-6811-M25	1/16"	0.50	25 m	black
JR-T-4036C-M3	1/16"	0.75	3 m	green
JR-T-4036C-M10	1/16"	0.75	10 m	green
JR-T-4036C-M25	1/16"	0.75	25 m	green


Other pack sizes and tubing lengths are available on request. Please contact your local distributor or VICI directly.

### Recommended maximum working pressure PFA tubing

OD	ID	bar	psi	OD	ID	bar	psi	
360 μm	50 μm	103	1500	1/8"	1.59 mm	72	1050	
	75 μm	96	1400		1.70 mm	65	940	
	100 μm	90	1300					
	150 μm	75	1100		3/16"	3.20 mm	41	600
1/16"	0.50 mm	100	1450	1/4"	4.35 mm	45	650	
	0.75 mm	76	1100					
	1.00 mm	55	800					

### Recommended maximum working pressure PTFE tubing

OD	ID	bar	psi
1/16"	0.18 mm	62	900
	0.25 mm	55	800
	0.50 mm	48	700
	0.75 mm	37	550
	1.00 mm	25	350
1/8"	1.59 mm	35	500
	4.75 mm	18	250
1/4"	4.75 mm	17	250
2 mm	1.70 mm	10	150
4 mm	3.00 mm	17	250
4.76 mm	3.76 mm	14	200



### SPECS

**Material**  
FEP

**Dimensions**  
See chart

**Tolerances**  
360 μm (0.014") OD tubing  
OD: +/- 0.013 mm (.0005")  
ID: +/- 0.013 mm (.0005")

1/32" OD tubing  
OD: +/- 0.013 mm (.0005")  
ID: +/- 0.013 mm (.0005")

1/16" OD tubing  
OD: +/- 0.05 mm (.002")  
ID: +/- 0.05 mm (.002")

1/8" OD tubing  
OD: +/- 0.10 mm (.004")  
ID: +/- 0.10 mm (.004")

3/16" OD tubing  
OD: +/- 0.10 mm (0.004")  
ID: +/- 0.10 mm (0.004")

1/4" OD tubing  
OD: +/- 0.10 mm (0.004")  
ID: +/- 0.10 mm (0.004")

**Pressure rating**  
See chart on page 26

**Chemical resistance**  
See chart on page 118, ff

**Special Info**  
Low pressure applications:  
Check carefully for gas permeability

**Spares & Tools**  
The VICI Jour Clean-Cut tubing cutter JR-797 gives you burr-free perpendicular cuts (see page 30)

We recommend fingertight and flangeless fittings for your applications  
Fingertight page 35–40  
Flangeless page 59–63



### SPECS

#### Material

Tubing: FEP + PVDF  
 Insert: PCTFE  
 Ferrule: ETFE  
 Fitting: PPS

#### Dimensions

OD: 1/8"  
 ID: 1.65 mm

#### Tolerances

OD: +/- 0.05 mm (.002")  
 ID: +/- 0.05 mm (.002")

#### Pressure rating

Low pressure only

#### Special info

Use the special designed PCTFE insert (P/N JR-6141-10) to prevent solvent contact of the PVDF layer

Due to the limited chemical resistance of PVDF, the impermeable tubing should not be used inside a solvent reservoir; use a FEP or PFA tubing


### Impermeable Tubing

- Prevents 're-gassing'
- Excellent chemical resistance

Do you have problems with gas-bubbles in your low pressure mobile phase transfer lines, even after your degasser?

Very probably you are using PTFE tubing for these transfer lines. PTFE has a very good chemical resistance but has micro pores which allow gases to diffuse freely. We therefore created the Impermeable Tubing. A FEP (PTFE like) tubing is coated on the outside with PVDF tubing. FEP has excellent chemical resistance, but micro pores are present in the tubing wall (like PTFE). PVDF on the other hand is a very tight polymer, no micro pores can be observed, but it lacks chemical resistance.

Co-extruded Impermeable Tubing will combine the two features of FEP and PVDF in the most positive manner, ensuring that degassed solvent will stay degassed until it reaches the HPLC pump. The PVDF-layer can easily be removed (using e.g. VICI Jour P/N 797 Clean-Cutter or a razor blade) and stripped from the FEP so only FEP will be in contact with solvent i.e. in the solvent reservoir. For connecting the Impermeable Tubing we also designed a special PCTFE (KEL-F) tubing insert (P/N 6141) to prevent solvent contact of the PVDF layer at the end when making connections. This insert fits into the ID of the tubing and seals against the bottom of the port.



### Impermeable tubing

Part No.	Description	Qty/pkg
JR-T-6130-M3	Tubing, impermeable 1/8" x 1.65 mm ID	3 m
JR-T-6130-M10	Tubing, impermeable 1/8" x 1.65 mm ID	10 m
JR-6140	Impermeable fitting kit contains: 2 pcs PCTFE inserts, 2 pcs PPS nuts and 2 pcs ETFE ferrules	1

### Spare Parts

Part No.	Description	Qty/pkg
JR-6141-10	Insert, PCTFE, for impermeable tubing	10
JR-55071-10	Nut, flangeless 1/8", 1/4"-28	10
JR-55083-10	Adapter, PP, fingertight sleeve, black	10
JR-051-10	Ferrule, ETFE, 1/8"	10

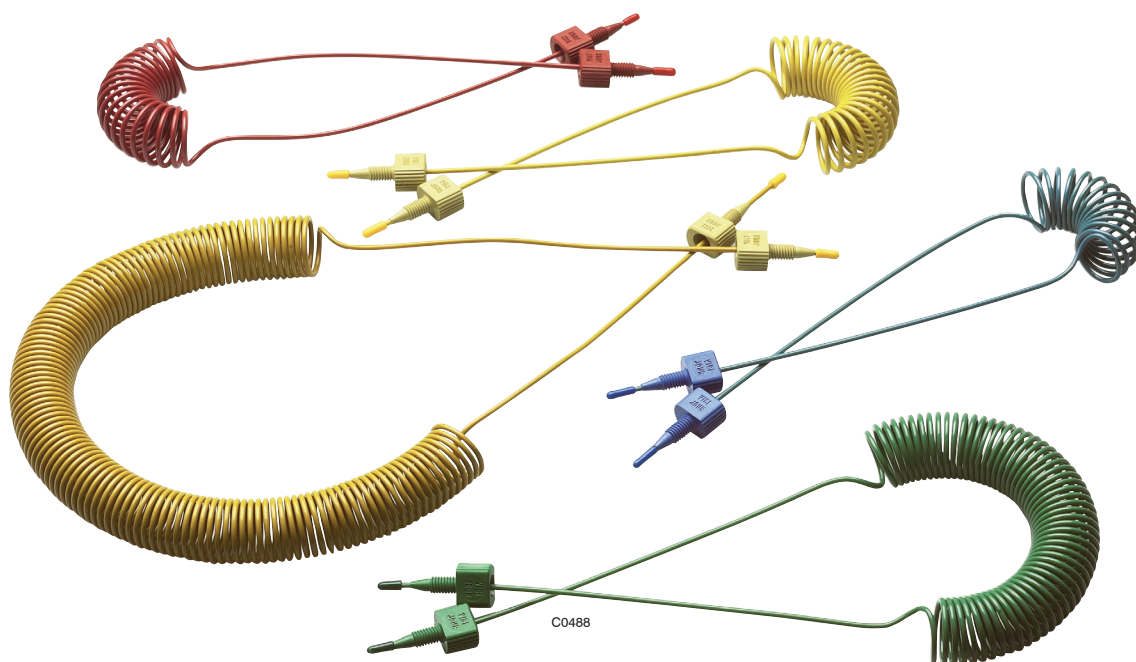
## Thermo-Formed Polymeric Tubing

### Thermo-Formed Polymeric Tubing

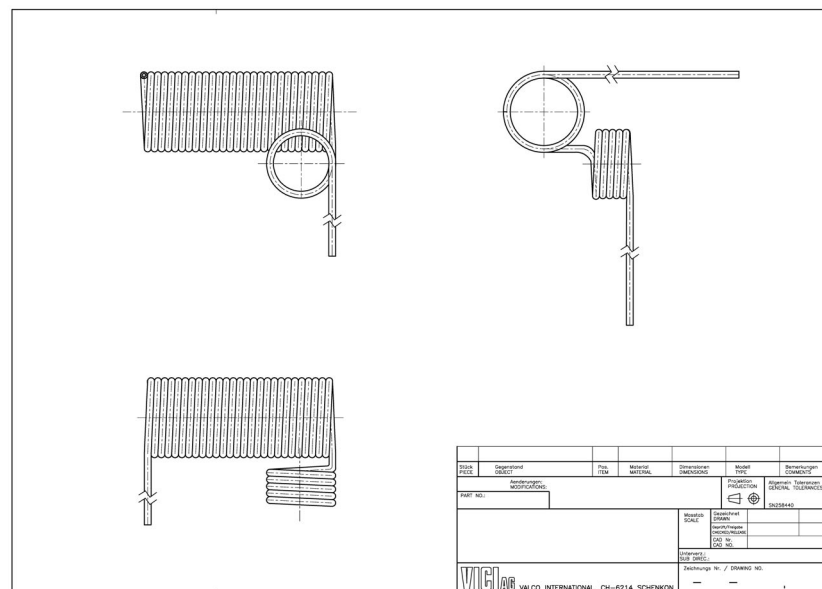
- Various polymeric tubing
- Telephone cables and customer specific items
- Axial flexibility

VICI offers thermoformed tubing in various geometric shapes. Straight tubing, spirals or even more complex forms, just define form and material on a drawing.

The form maintains shape if the temperature does not exceed 100°C. Contact your local distributor or VICI directly for a quotation.



810 000



## PEEK Tubing Elbows & Tubing Clip – The LC Tubing Organizer

### SPECS

**Material**  
Polypropylene


**Dimension**  
For OD 1/16" PEEK tubing

### PEEK Tubing Elbows

- Ideal for routing 1/16" OD PEEK tubing
- For optimum radius, prevents kinking
- 90° and 180° elbows

### PEEK Tubing Elbows

Part No.	Description
JR-357090	Tubing Elbow 90°
JR-357180	Tubing Elbow 180°



### SPECS

**Material**  
Polypropylene and Stainless Steel spring

**Dimensions**  
For OD 1/16" and 1/8" tubing

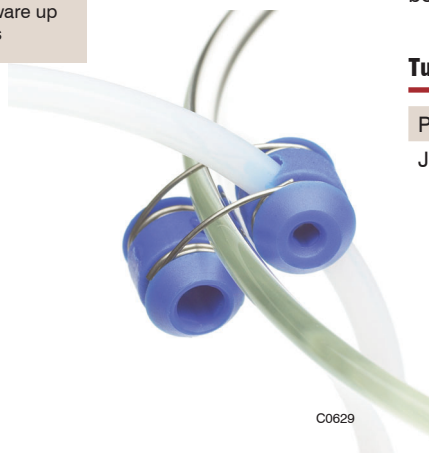
**Special Info**  
Clip fitted with a SS spring suitable for glassware up to 4 mm thickness

### Tubing Clip – The LC Tubing Organizer

- Fixes 1/16" and 1/8" to beakers, flasks or bottles

Here is a convenient small device for the busy chromatographer. The Tubing Clip, which holds both your 1/16" and 1/8" polymer tubing precisely where they should be in your beakers, flasks and bottles etc. up to 4 mm wall thickness.

The stainless steel spring keeps your Tubing Clip working for a long period of time and helps you keep your solvent line in the solvent.



### Tubing Clip

Part No.	Description
JR-9001	Tubing Clip

## Stainless Steel Tubing Cutter & Stainless Steel Tubing Pliers

### Clean-Cut Polymer Tubing Cutter

- Cuts PEEK, PTFE, ETFE and other polymeric tubing
- No distortion of OD or closing of ID
- Safety lock secures the blade

It is difficult to obtain burr-free perpendicular cuts on polymeric tubing. The Clean-Cut is a tool for the most demanding LC applications which will do the job without distorting the outside diameter and or closing the inside diameter of the tubing.

It is designed to cut PTFE, ETFE and polymers in general and PEEK capillary tubing in particular. The compact design allows every chromatographer to have it in his pocket. A unique safety locking mechanism secures the blade when not in use. Right angles and clean cuts are essential in LC to avoid leaks and dead volume.


#### SPECS

##### Use

Insert the tubing into the cutter, press the blade on the tubing, rotate the tubing while pressing the blade to get a clean cut

### Clean-Cut Polymer Tubing Cutter

Part No.	Description
JR-797	Clean-Cut Tubing Cutter
JR-798	Replacement blade for JR-797




### Guillotine Polymer Tubing Cutter

- Cuts PEEK, PTFE, ETFE and other polymeric tubing

### Guillotine Polymer Tubing Cutter

Part No.	Description
JR-794	Guillotine Cutter for polymer tubing
JR-795	Replacement blade for JR-794





## Stainless Steel Tubing Cutter & Stainless Steel Tubing Pliers

### SPECS

#### Tech Tip

Between sample injector, column and detector electrolytically cut and steam cleaned SS tubing should be used

SS Pre-Cut tubing  
(see page 14–15)

Use The File JR-802  
to deburr the cuts  
(see page 56)



### Stainless Steel Tubing Cutter

- For 1/16" and 1/8" SS tubing
- Leaves smooth, uniform cuts
- Minimum deburring and/or reaming required
- Easy replacement of the cutting wheel

This is the ideal tool for cutting 1/16" and 1/8" stainless steel tubing, leaving smooth, uniform cuts with a minimum of deburring and/or reaming. The easily replaced cutting wheel scores tubing. The result are cuts which allow tube-to-tube and tube-to-frit connections.

### Stainless Steel Tubing Cutter

Part No.	Description
JR-792	Tubing Cutter for metal tubing
JR-793	Replacement cutter wheel for JR-792


### Stainless Steel Tubing Pliers

- For easy cutting 1/16" OD SS tubing off a coil
- Reaches "Hard-To-Get" places in a HPLC-system
- Delivered in a plastic sheath

The pliers type of cutter can be used for quick cuts for non-critical applications or at 'hard to get' places. However for scientific equipment the use of Pre-Cut and clean tubing is strongly recommended.

### Stainless Steel Tubing Pliers

Part No.	Description
JR-796	Tubing Pliers for metal tubing



C0294

## Easy-Flange & Easy-Flange Combi-Kits

### Easy-Flange & Easy-Flange Combi-Kits

- Handy tool for perfect flanges
- No heat or electricity required
- No contamination

The Easy-Flange flange-rolling tool has been developed for fittings requiring a flange and is suitable for PTFE and PTFE like tubes with OD between 1/16" and 1/8".

The tool forms the flange by applying a mechanical force and does not require electrical power. The quality of the flange is considerably improved since the flanges are formed without stressing the tub-

ing by heat and because the specially designed negative conical profile of the flange forming part gives a shape ideal for maximum sealing properties. The Easy-Flange-Combi Kit is an upgraded version of our standard Easy-Flange Kit, which comes complete with PTFE tubing, PPS nuts and Polypropylene O-rings.

#### SPECS

##### Spares & Tools

Flanged fittings  
see pages 60 and 64  
Polymeric tubing  
see pages 17–27



#### Easy-Flange Kit

Part No.	Description	Qty
JR-201540	Easy-Flange, kit in plastic case, complete with the following parts:	
JR-201540L	Plastic Box	1 pc
JR-202235	Flanging disc with 0.5 mm SS pin for PEEK tubing	1 pc
JR-201541	Flanging disc with 0.8 mm polymer pin	1 pc
JR-201554	Flanging disc with 0.8 mm Titanium pin	1 pc
JR-201536	Flanging disc with 1.3 mm polymer pin	1 pc
JR-201537	Flanging disc with 1.3 mm Titanium pin	1 pc
JR-797	Tool, Clean-Cut tubing Cutter	1 pc
JR-T-4036-M3	Tubing, PTFE, 1/16" x 0.75 mm ID, 3 m/pkg	1 pkg

## Easy-Flange & Easy-Flange Combi-Kits

### SPECS

#### Spares & Tools

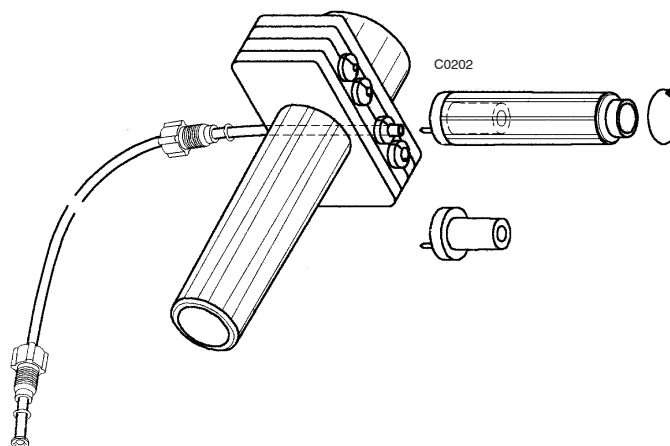
Flanged fittings  
see pages 60 and 64  
Polymeric tubing  
see pages 17–27

### Easy-Flange Combi Kit

Part No.	Description	Qty
JR-201539	Easy-Flange, combi kit in plastic case complete with the following parts:	
JR-202235	Flanging disc with 0.5 mm SS pin for PEEK tubing	1 pc
JR-201541	Flanging disc with 0.8 mm polymer pin	1 pc
JR-201554	Flanging disc with 0.8 mm Titanium pin	1 pc
JR-201536	Flanging disc with 1.3 mm polymer pin	1 pc
JR-201537	Flanging disc with 1.3 mm Titanium pin	1 pc
JR-797	Tool, Clean-Cut tubing Cutter	1 pc
JR-55060-10	Nut, PPS, flanged 1/16", 1/4"-28, 10/pkg	1 pkg
JR-201926-10	Ring, PP, flanged 1/16", 10/pkg	1 pkg
JR-55061-10	Nut, PPS, flanged 1/8", 1/4"-28, 10/pkg	1 pkg
JR-201928-10	Ring, PP, flanged 1/8", 10/pkg	1 pkg
JR-5508X-24	Adapter, PP, fingertight sleeve, assorted 2 pcs. per color, 24/pkg	1 pkg
JR-T-4036-M3	Tubing, PTFE, 1/16" x 0.75 mm ID, 3 m/pkg	1 pkg
JR-T-6800-M3	Tubing, PTFE, 1/8" x 1/16" ID, 3 m/pkg	1 pkg

### Easy-Flange Spare Parts & Options

Part No.	Description
JR-201541	Flanging disc with 0.8 mm polymer pin
JR-201554	Flanging disc with 0.8 mm Titanium pin
JR-201662	Flanging disc with 1.0 mm polymer pin
JR-202235	Flanging disc with 0.5 mm SS pin for PEEK tubing
JR-201536	Flanging disc with 1.3 mm polymer pin
JR-201537	Flanging disc with 1.3 mm Titanium pin
JR-201663	Flanging disc with 1.5 mm polymer pin
JR-201531	Flanging clamp pair
JR-797	Tool, Clean-Cut tubing Cutter





### INDEX

PPS One-Piece Hex-Head/Fingertight Fitting	35	PEEK Starter Kit	46
PEEK Color Coded & natural One-Piece Fingertight Fittings	36	Nanovolume® Fittings	47
PEEK One-Piece Hex-Head Fittings	38	360 µm Nanovolume Fittings, Unions, Tees, Crosses	48
PEEK Nuts for use with Double Ferrule	38	Valco Stainless Steel Nuts and Ferrules	50
PEEK Nuts with Single Ferrule	39	Stainless Steel Nuts and Ferrules Rheodyne® Type	51
Color-It Fingertight Adapters	39	Stainless Steel Unions	52
No twist One-Piece Fittings	40	Stainless Steel Tees & Crosses	53
PEEK Unions	41	Stainless Steel Plugs & Caps	54
PEEK Tees, Crosses High Pressure	43	Stainless Steel Starter Kit	54
PEEK Biocompatible Mixing Tee	44	ChromBox Kit	55
PEEK Adapters	45	Tools	56
PEEK Plugs & Caps	46		

#### Disclaimer

The maximum holding pressure for any type of connection involving tubing and a ferrule, varies considerably with the tubing material, the ferrule material, the clearance between tubing OD and ferrule ID and the shape of the fitting detail.

PPS One-Piece Hex-Head/Fingertight Fitting

Specs

Material

PPS – PolyPhenylene Sulphide, black

Adapter: Polypropylene

Chemical Resistance

Chemical Class	Resistance
Acids, organic	A
Acids, inorganic	B/C*
Aldehydes	A
Alcohols	A
Bases	B
Esters	A
Halogenated Org.	A/B
Hydrocarbons	A
Ketones	A

\*conc. Halogen Acids

A = suitable

B = marginal – dependant on application

C = not recommended

Detailed chemical resistance chart see page 118, ff

Dimensions

For 1/16" OD Tubing

Threads

10-32

Tolerances

ID +/- 0.05 mm (.002")

Pressure Rating

< 350 bar (< 5000 psi)

Varies with tubing material and ID

Spares & Tools

We offer 1/16" OD tubing for high pressure applications in various materials (see pages 5–15)


PPS One-Piece Hex-Head/Fingertight Fitting

- Economically priced alternative to PEEK
- Excellent chemical resistance
- One-Piece – no ferrule required
- Slim design – fingertight with adapter

The VICI Jour PPS One-Piece Hex-Head/Fingertight Fitting offers excellent chemical and pressure resistance.

PPS One-Piece Hexhead/Fingertight Fitting

Part No.	Description	Qty/pkg
JR-58000-5	Fitting, PPS, hexhead one-piece, black, 10-32	5



Color-Sleeve – fingertight adapter

This adapter is useful to color code different solvent lines and it turns the new VICI Jour low pressure nut into a fingertight fitting in an instant. The Color-Sleeve is available in 12 colors.

Color-Sleeve – fingertight adapter


Part No.	Description	Qty/pkg
JR-55080-5	Adapter, PP, fingertight sleeve, natural	5
JR-55081-5	Adapter, PP, fingertight sleeve, white	5
JR-55082-5	Adapter, PP, fingertight sleeve, dark grey	5
JR-55083-5	Adapter, PP, fingertight sleeve, black	5
JR-55084-5	Adapter, PP, fingertight sleeve, lavender	5
JR-55085-5	Adapter, PP, fingertight sleeve, red	5
JR-55086-5	Adapter, PP, fingertight sleeve, yellow	5
JR-55087-5	Adapter, PP, fingertight sleeve, orange	5
JR-55088-5	Adapter, PP, fingertight sleeve, brown	5
JR-55089-5	Adapter, PP, fingertight sleeve, green	5
JR-55090-5	Adapter, PP, fingertight sleeve, blue	5
JR-55091-5	Adapter, PP, fingertight sleeve, purple	5
JR-5508X-24	Adapter, PP, fingertight sleeve, assorted 2 pcs. per color	24
JR-5508X-12	Adapter, PP, fingertight sleeve, assorted 2 pcs. each blue, red, green, yellow, black, white	12

## PEEK Color Coded & natural One-Piece Fingertight Fittings

### PEEK Color Coded & natural One-Piece Fingertight Fittings

- Fingertight up to 350 bar (5000 psi)
- Excellent chemical resistance
- Biocompatible

To identify various tubing lines the PEEK fingertight fittings are available in six colors. PEEK fingertights are rated to 350 bar (5000 psi) and can be used in virtually any type of HPLC fitting detail on the market with 10-32 thread.



#### SPECS

**Material**  
PEEK

**Threads**  
10-32

**Dimensions**  
For OD 1/16" Tubing

**Tolerances**  
ID +/- 0.05 mm (.002")

**Pressure rating**  
< 350 bar (< 5000 psi)

**Special Info**  
Fingertight Fittings – works with all 1/16" OD tubing and female 10-32 ports


Color Coded – six colors to identify tubing lines

Biocompatible

The coloration pigments are carefully chosen not to contain any heavy metals and hazardous chemicals

### PEEK Color Coded One-Piece Fingertight Fittings-molded version

Part No.	Description	Qty/pkg
JR-55020-5	Fitting, PEEK, one-piece natural, 10-32	5
JR-55021-5	Fitting, PEEK, one-piece black, 10-32	5
JR-55022-5	Fitting, PEEK, one-piece red, 10-32	5
JR-55023-5	Fitting, PEEK, one-piece yellow, 10-32	5
JR-55024-5	Fitting, PEEK, one-piece blue, 10-32	5
JR-55025-5	Fitting, PEEK, one-piece green, 10-32	5



Part No. JR-55025-5

PEEK Color Coded & natural One-Piece Fingertight Fittings

SPECS

**Material**  
PEEK

**Threads**  
10-32

**Dimensions**  
For OD 1/16" Tubing

**Tolerances**  
ID +/- 0.05 mm (.002")

**Pressure rating**  
< 350 bar (< 5000 psi)

**Special Info**  
Fingertight Fittings – works with all 1/16" OD tubing and female 10-32 ports

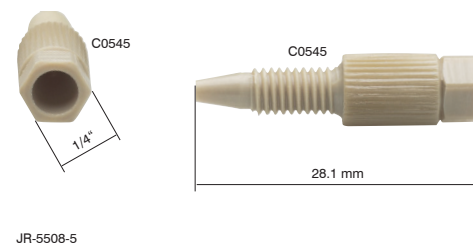



Color Coded – six colors to identify tubing lines

Biocompatible

The coloration pigments are carefully chosen not to contain any heavy metals and hazardous chemicals

PEEK natural One-Piece Fingertight Fittings-machined version

Part No.	Description	Qty/pkg
JR-5502-5	Fitting, PEEK, one-piece, 10-32	5
JR-5504-5	Fitting, PEEK, one-piece fingertight short head, 10-32	5
JR-5507-5	Fitting, PEEK, one-piece fingertight long, 10-32	5
JR-5508-5	Fitting, PEEK, one-piece fingertight narrow hex-head, 10-32	5



## PEEK One-Piece Hex-Head Fittings & PEEK Nuts for use with Double Ferrule

### PEEK One-Piece Hex-Head Fittings

- Ideal for use with PEEK tubing
- Withstand pressures up to 350 bar (5000 psi)
- For any high pressure fittings

PEEK one-piece hex-head fittings are convenient with their integrated ferrule and easy to use with the ValvTool and the Color-It Color-Coded Fingertight Adapters. The 10-32 thread will fit virtually all standard high-pressure female connec-

tions. Connections with the reusable PEEK one-piece hex-head will withstand pressures of up to 350 bar (5000 psi). PEEK one-piece hex-head are available both in a short and long version.




### PEEK One-Piece Hex-Head Fittings

Part No.	Description	Qty/pkg
JR-55100-5	Fitting, PEEK, one-piece hex-head short, 10-32	5
JR-55110-5	Fitting, PEEK, one-piece hex-head long, 10-32	5

### PEEK Nuts for use with Double Ferrule


- High-pressure rating up to 420 bar (6000 psi)
- Ideal for work with 1/16" PEEK tubing
- Fits any 10-32 port

These hex-head nuts are for use with VICI Jour Double Ferrules. The fingertight version may be hand-tightened for operation at up to 420 bar (6000 psi). The hex-head version can be used for connections that are difficult to reach or closely spaced. These fittings fit virtually any female 1/16" fitting.



### PEEK Nuts with Double Ferrule

Part No.	Description	Qty/pkg
JR-5511-5	Nut, PEEK, hex-head short, 10-32	5
JR-5510-5	Nut, PEEK, hex-head long, 10-32	5
JR-5580-5	Nut, PEEK, fingertight, 10-32	5
JR-5503-5	Nut, PEEK, universal fingertight, 10-32	5
JR-5004-5	Ferrule, PEEK, double 1/16"	5



### SPECS

**Material**  
PEEK

**Threads**  
10-32

**Dimensions**  
For OD 1/16" tubing

**Pressure rating**  
< 350 bar (< 5000 psi)

**Tech Tip**  
For tightening hex-head fittings, we recommend our ValvTool JR-800 (see page 56)

### SPECS

**Material**  
PEEK

**Threads**  
10-32

**Dimensions**  
For OD 1/16" Tubing

**Pressure rating**  
< 420 bar (< 6000 psi)  
Varies with tubing material and ID

**Special Info**  
Double-Ferrule grips tubing twice

Works with all 1/16" OD tubing

Fits any 10-32 fitting

Fits all female compression fittings  
Ideal for use with PEEK tubing



**PEEK Nuts with Single Ferrule & Color-It Fingertight Adapters**

**SPECS**


**Material**  
PEEK

**Threads**  
See chart

**Dimensions**  
For 1/32", 1/16", 1/8" tubing

**Tolerances**  
ID +/- 0.05 mm (.002")


**Pressure rating**  
< 280 bar (< 4000 psi)  
Varies with tubing material and ID



Part No. JR-5570-5



Part No. JR-5003-5



Part No. JR-ZN2PK-5



Part No. JR-ZF2PK-5

**PEEK Nuts with Single Ferrule**

- Reuseable nut, replaceable ferrule
- For 1/32", 1/16" and 1/8" OD tubing
- Suitable for high pressure 6-40, 10-32 and 5/16"-24 ports

Fingertight nuts have a knurled surface designed to allow sufficient sealing force to be applied to the ferrule without wrenches. Hex style nuts allow wrench

tightening; however, since they are polymeric, they can break and are recommended for use only when space is limited and fingers will not fit.


**Fingertight Nuts with Single Ferrule**

Part No.	Description	Qty/pkg
JR-ZN.5FPK-5	Nut, PEEK, fingertight, 1/32"	5
JR-ZF.5PK-5	Ferrule, PEEK, 1/32"	5
JR-5570-5	Nut, PEEK, fingertight, 1/16", 10-32	5
JR-5003-5	Ferrule, single, PEEK, 1/16"	5
JR-ZN2PK-5	Nut, PEEK, hex-head, 1/8", 5/16"-24	5
JR-ZF2PK-5	Ferrule, PEEK, 1/8"	5

**SPECS**

**Material**  
Polypropylene

**Dimensions**  
For 1/4" Hex-head nuts



**Color-It Fingertight Adapters**

- For easy solvent line identification
- Fits all Hex-Head PEEK and SS fittings for 1/16" OD tubing
- Six different colors available

We recommend the Color-It Snap-On fingertight-extension for color coding our 1/4" hex-head nuts. Color-It is useful to color code different solvent lines and it turns your hex-head nuts into a fingertight fitting in an instant. Color-It finger-

tight adapters are available in six different colors (blue, yellow, green, black, white and red). They can be used in connection with our PEEK and Stainless Steel hex-head nuts for 1/16" OD tubing (see pages 38 and 50)



**Color-It Fingertight Adapters**

Part No.	Description	Qty/pkg
JR-55010-5	Color-It blue	5
JR-55011-5	Color-It yellow	5
JR-55012-5	Color-It green	5
JR-55013-5	Color-It black	5
JR-55014-5	Color-It white	5
JR-55015-5	Color-It red	5
JR-55016-12	Color-It multi-color, 2 pcs. each color	12

## No twist “One-Piece” Fittings

### No twist “One-Piece” Fittings

These fittings offer the convenience of a one-piece fitting while solving a problem inherent to such designs.

In other one-piece designs, the ferrule rotates against the fitting detail, creating particulates. The no twist design has a separate ferrule that snaps into the nut, so it's attached but still free to avoid rotation during tightening.

Since the ferrule is not machined onto the nut, it can be made from a different material. PEEK nut with CTFE ferrule, or PEEK nut with PEEK ferrule or glass-filled PEEK ferrule.



### SPECS

#### Material

Nut: PEEK  
Ferrule: PEEK, CTFE, glass-filled PEEK

#### Threads

10-32

#### Dimensions

For OD 1/16" tubing

#### Pressure rating

< 350 bar (< 5000 psi)

#### Tech Tip

For tightening hex-head fittings, we recommend our ValvTool JR-800 (see page 56 and 115)

### No twist “One-Piece” fittings\*

Part No.	Description	Qty/pkg
JR-ZNF1FPK-5	Nut, PEEK, fingertight, PEEK ferrule	5
JR-ZNF1FPKG-5	Nut, PEEK, fingertight, glass-filled PEEK ferrule	5
JR-ZNF1FKF-5	Nut, PEEK, fingertight, CTFE ferrule	5
JR-ZNF1PK-5	Nut, hex, short, PEEK, PEEK ferrule	5
JR-ZNF1PKG-5	Nut, hex, short, PEEK, glass-filled PEEK ferrule	5
JR-ZNF1KF-5	Nut, hex, short, PEEK, CTFE ferrule	5
JR-MZNF1PK-5	Nut, hex, medium, PEEK, PEEK ferrule	5
JR-MZNF1PKG-5	Nut, hex, medium, PEEK, glass-filled PEEK ferrule	5
JR-MZNF1KF-5	Nut, hex, medium, PEEK, CTFE ferrule	5
JR-LZNF1PK-5	Nut, hex, long, PEEK, PEEK ferrule	5
JR-LZNF1PKG-5	Nut, hex, long, PEEK, glass-filled PEEK ferrule	5
JR-LZNF1KF-5	Nut, hex, long, PEEK, CTFE ferrule	5



### Spare Parts

JR-ZNF1PK-F-5	Ferrule, PEEK, for no twist one-piece fitting	5
JR-ZNF1PKG-F-5	Ferrule, glass-filled PEEK, for no twist one-piece fitting	5
JR-ZNF1KF-F-5	Ferrule, CTFE, for no twist one-piece fitting	5

\*Patent No. 7.316.777

### SPECS

**Material**  
PEEK

**Dimensions**

For 1/16", 1/32" to 1/16" and 1/16" to 1/8" OD tubing  
Others: see illustrations

**Threads**

6-40 for 1/32" OD tubing  
10-32 for 1/16" OD tubing  
5/16"-24 for 1/8" OD tubing

**Pressure rating**

< 350 bar (< 5000 psi)  
Varies with tubing material and ID

**Note**

Complete unions will be supplied with PEEK one-piece fittings

PEEK unions have the standardized Valco fitting details with smooth transition of the taper into the threaded part

**Tech Tip**


Bulkhead Unions require a min. 10 mm panel hole

### PEEK Unions


- Easy connection of transfer / solvent lines
- Low dead volume
- Completely inert and biocompatible

VICI Jour PEEK unions are usable with most common HPLC solvents (organic and inorganic) without risking corrosion, metal contamination, or protein degradation that might occur with stainless steel. Small diameter bores are used to insure low dead volume connections. Connections to these PEEK unions can be made

with any 10-32 fitting that uses polymeric ferrules. PEEK unions are available in "body only" versions as well as complete with our PEEK One-Piece Fingertight Fittings ready to connect to any 1/16" OD tubing (PEEK, stainless steel, PTFE, ETFE, etc.).



Part No. JR-1061



Part No. JR-ZBU1FPK

### PEEK Unions

Part No.	Description
JR-1061	Union, PEEK, 0.25 mm bore, complete
JR-1066	Union, PEEK, 0.50 mm bore, complete
JR-1067	Union, PEEK, 0.75 mm bore, complete
JR-061	Union, PEEK, 0.25 mm bore, body only
JR-066	Union, PEEK, 0.50 mm bore, body only
JR-067	Union, PEEK, 0.75 mm bore, body only

### PEEK Bulkhead Unions

Part No.	Description
JR-ZBU1CFPK	Bulkhead Union, PEEK, 0.25 mm bore, complete
JR-ZBU1MFPK	Bulkhead Union, PEEK, 0.50 mm bore, complete
JR-ZBU1FPK	Bulkhead Union, PEEK, 0.75 mm bore, complete

### Spare Parts

Part No.	Description	Qty/pkg
JR-55021-5	Fitting, PEEK, one-piece black, 10-32	5
JR-CBN	JAM-Nut, Hex, replacement for all JR-ZBU1X	1

## PEEK Unions



Part No. JR-ZRU21FPK

### PEEK reducing Union

Part No.	Description
JR-ZRU21FPK	Union, PEEK, reducing, 1/8" to 1/16", 0.75 mm bore, complete
JR-ZRU1.5FPK	Union, PEEK, reducing, 1/16" to 1/32", 0.25 mm bore, complete

### Spare Parts

Part No.	Description	Qty/pkg
JR-55021-5	Fitting, PEEK, one-piece black, 10-32	5
JR-ZN2PK-5	Nut, PEEK, hex-head, 1/8", 5/16"-24, replacement for JR-ZRU21FPK	5
JR-ZF2PK-5	Ferrule, PEEK, 1/8", replacement for JR-ZRU21FPK	5
JR-ZN.5FPK	Nut, PEEK, fingertight, 1/32", replacement for JR-ZRU1.5FPK	1
JR-ZF.5PK	Ferrule, PEEK, 1/32", replacement for JR-ZRU1.5FPK	1

### SPECS

**Material**  
PEEK

**Dimensions**  
For 1/32" to 1/16" and 1/16" to 1/8" OD tubing  
Others: see illustrations

**Threads**  
6-40 for 1/32" OD tubing  
10-32 for 1/16" OD tubing  
5/16"-24 for 1/8" OD tubing

**Pressure rating**  
< 350 bar (< 5000 psi)  
Varies with tubing material and ID

**Note**  
Complete unions will be supplied with PEEK one-piece fittings

PEEK unions have the standardized Valco fitting details with smooth transition of the taper into the threaded part

**Tech Tip**  
Bulkhead Unions require a min. 10 mm panel hole

PEEK Tees, Crosses High Pressure

SPECS

**Material**  
PEEK

**Dimensions**  
Tees and Crosses  
Diameter (body): 25.0 mm  
Thickness = 12.0 mm

**Threads**  
10-32  
For OD 1/16" tubing

**Pressure rating**  
< 350 bar (< 5000 psi)  
Varies with tubing material and ID

**Special info**  
100% PEEK flowpath for inertness and biocompatibility

Available with or without fingertight fittings

**Tech Tip**  
Use our color coded one-piece fingertight fittings for easy solvent line identification (see page 36)


PEEK unions have the standardized Valco fitting details with smooth transition of the taper into the threaded part

PEEK Tees, Crosses High Pressure

- For easy connection of solvent lines
- Low dead volume
- Completely inert and biocompatible

VICI Jour PEEK tees and crosses are usable with most common HPLC solvents (organic and inorganic) without risking corrosion, metal contamination, or protein degradation that might occur with stainless steel. Small diameter thru-holes are used to insure low dead volume connections. Connections to these PEEK

tees, crosses can be made with any 10-32 fitting that uses polymeric ferrules. PEEK tees, crosses and manifolds are available in "body only" versions as well as complete with our PEEK One-Piece Fingertight Fittings ready to connect to any 1/16" OD tubing (PEEK, stainless steel, PTFE, ETFE, etc.).



PEEK Tees High Pressure

Part No.	Description
JR-1030	Tee, PEEK, HP, 0.25 mm bore, complete with one piece fittings
JR-1032	Tee, PEEK, HP, 0.50 mm bore, complete with one piece fittings
JR-1033	Tee, PEEK, HP, 0.75 mm bore, complete with one piece fittings
JR-2030	Tee, PEEK, HP, 0.25 mm bore, body only
JR-2032	Tee, PEEK, HP, 0.50 mm bore, body only
JR-2033	Tee, PEEK, HP, 0.75 mm bore, body only

PEEK Crosses High Pressure

Part No.	Description
JR-1040	Cross, PEEK, HP, 0.25 mm bore, complete with one piece fittings
JR-1042	Cross, PEEK, HP, 0.50 mm bore, complete with one piece fittings
JR-1043	Cross, PEEK, HP, 0.75 mm bore, complete with one piece fittings
JR-2040	Cross, PEEK, HP, 0.25 mm bore body only
JR-2042	Cross, PEEK, HP, 0.50 mm bore body only
JR-2043	Cross, PEEK, HP, 0.75 mm bore body only

Spare Parts

Part No.	Description	Qty/pkg
JR-55021-5	Fitting, PEEK, one-piece black, 10-32	5

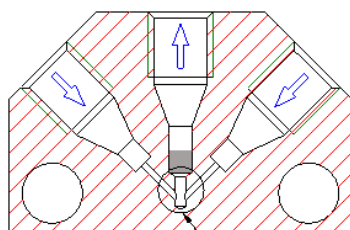
## PEEK Biocompatible Mixing Tee

### PEEK Biocompatible Mixing Tee

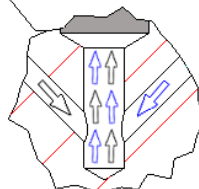
- High-pressure gradient mixing
- Post column reactions
- Completely biocompatible

A unique mixing is the result of the turbulence generated by the introduction angle of the solvents as well as the flow through our titanium filter element – the two solvent streams mix more thoroughly than with a conventional tee.

The biocompatible tee can be used for high-pressure gradient mixing as well as for post column reactions.



The two solvent streams are perfectly mixed in the vortex mixing chamber



### SPECS

**Material**  
PEEK, titanium

**Dimensions**  
Width (body): 25.4 mm  
Thickness = 9.5 mm

**Tolerances**  
+/- 0.05 mm (.002")

**Threads**  
10-32  
For OD 1/16" tubing

**Pressure rating**  
< 350 bar (< 5000 psi)

**Special info**  
For analytical gradient HPLC

Built-in protein friendly titanium filter

Porosity 10  $\mu$ m

Internal volume incl. frit  $\leq$  4  $\mu$ L

### PEEK Biocompatible Mixing Tee

Part No.	Description
JR-9000-0670	Tee, PEEK, mixing, complete with fittings

**SPECS**

**Material**  
PEEK

**Dimensions**  
See chart

**Pressure rating**  
M6- 1/4"-28:  
< 70 bar (< 1000 psi)  
Male and female luer:  
< 3.5 bar (< 509 psi)  
Varies with tubing material and ID

**Special Info**  
PEEK Port Adapters  
These adapters connect standard LC fittings to standard LC ports

They are available with 1/4"-28, M6 or 10-32 threads (configured for VALCO)


**PEEK Luer Adapters**  
Male and female luer adapters connect luer fittings, 10-32, 1/4"-28 and M6 threaded fittings

Luer Adapters not available as luer lock

Thru-hole = 0.40 mm

**PEEK Adapters**

- Easy connection of solvent lines
- Low dead volume
- Completely inert and biocompatible



**PEEK Adapters**

Part No.	Description
JR-062	Adapter, PEEK, 10-32 to 1/4"-28
JR-5595	Pharmacia Adapter M6 to 10-32
JR-5505	Adapter, PEEK, M6 to 10-32

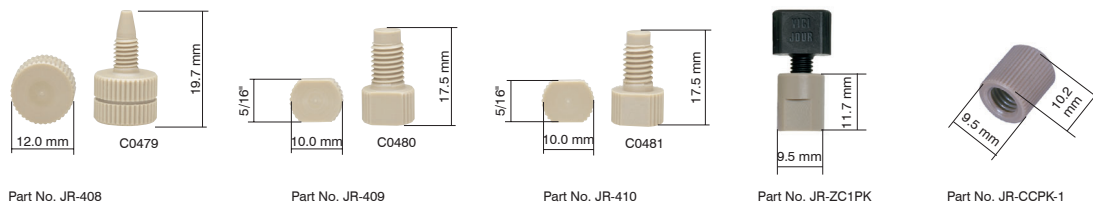
**PEEK Port and Luer Adapters**

Part No.	Inlet	Outlet
JR-0611	Waters Female	10-32 Male
JR-0612	1/4"-28 Female	10-32 Male
JR-0622	1/4"-28 Female	M6 Male
JR-0625	1/4"-28 Female	Female Luer
JR-0626	1/4"-28 Female	Male Luer
JR-0617	10-32 Female	1/4-28 Male
JR-0623	10-32 Female	Female Luer

## PEEK Plugs & Caps & PEEK Starter Kit

### PEEK Plugs & Caps

- Plugging ports
- Capping solvent lines
- All common thread sizes available



### SPECS

**Material**  
PEEK

**Threads**  
See chart


**Pressure rating**  
< 350 bar (< 5000 psi)  
Varies with tubing material and ID

### PEEK Plugs & Caps

Part No.	Description
JR-ZP5FPK	Plug, PEEK, 6-40
JR-408	Plug, PEEK, 10-32
JR-409	Plug, PEEK, 1/4"-28
JR-410	Plug, PEEK, M6
JR-ZC.5FPK	Cap, PEEK, female, 6-40
JR-ZC1PK	Cap, PEEK, female 10-32
JR-CCPK-1	Cap, PEEK, female 1/4"-28

### PEEK Starter Kit

- All parts biocompatible
- Ideal kit for all HPLC users



For a number of interesting LC applications involving proteins, peptides, nucleic acids or other samples of biological origin metal systems may interact with samples or release transition metals that will deactivate columns.

By replacing stainless steel parts, such as tubing, fittings, ferrules, mobile phase filters, in-line filters etc. a biocompatible environment is created for samples and mobile phase.

The PEEK Starter Kit is a collection of items, which is a good start for everybody working in the field of bio-chromatography.

The kit consists of fittings, ferrules, tubing and mobile-phase filters as well as a union, our Clean-Cut Tubing cutter and other useful tools like our Tubing Elbows. All together for a very competitive price!

### PEEK Starter Kit

Part No.	Description
JR-35P	PEEK Starter Kit

### PEEK Starter Kit Content

Part	Qty
Union, PEEK, HP body only, 10-32	1
Filter, PEEK, In-Line, complete	1
Filter, PTFE, Last Drop 5 um	1
Tubing Elbow 90°	2
Tubing Elbow 180°	2
Nut, PEEK, hex-head long, 10-32	5
Nut, PEEK, hand-tight, 10-32	5
Fitting, PEEK, one-piece natural, 10-32	10
Ferrule, PEEK, double 1/16"	20
Tubing, PEEK, 1/16" x 0.25 mm ID	3 m
Tubing, PEEK, 1/16" x 0.50 mm ID, orange stripe	3 m
Tool, Clean-Cut Tubing Cutter	1
Tool, Tweezers	1



**SPECS**

**Material**  
PEEK

**Dimensions**  
See illustrations

**Threads**  
Nuts: 6-40  
Ext. Nuts 1/16": 10-32  
Ext. Nuts 1/32": 8-36

**Tolerances**  
+/- 0.05 mm (.002")

**Pressure rating**  
< 350 bar (< 5000 psi)

**Note**  
Nanovolume® Unions will be supplied with PEEK one-piece fingertight fittings, ext. nuts and ferrules for 1/32" OD tubing (see chart Nanovolume® Nuts & Ferrules)

The Nanovolume® reducing Union will additionally be supplied with a PEEK ext. nut and ferrule for 1/16" OD tubing (see chart Nanovolume® Nuts & Ferrules)

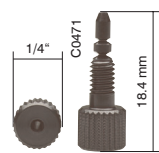
**Nanovolume® Fittings**

- 100 and 150 µm bores available
- Nuts, Ferrules, Unions
- For PEEK Tubing

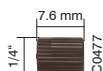
VICI Nanovolume® Fittings are designed for Capillary LC used in HTS techniques, Proteomics, Genomics and other newer developments in industrial routine research. Small sample size, reduction of analysis time and higher expectations on instrumentation as well as on accessories are required. VICI Nanovolume® con-

nectors include our one-piece fingertight fittings for 1/32 OD tubing with a collapsible ferrule.

The VICI Nanovolume® Fittings are as easy to handle as our standard analytical fittings and unions. The only difference is their size.




Part No. JR-C-NNFFPK



Part No. JR-C-EN.5FPKB



Part No. JR-ZGF.5PK



Part No. JR-EN1FPKB



Part No. JR-ZGF1PK

**Nanovolume® Nuts & Ferrules**

Part No.	Description
JR-C-NNFFPK	Nut, PEEK, one-piece, grooved ferrule, 1/32"
JR-C-EN.5FPKB	Nut, PEEK, External, 1/32"
JR-ZGF.5PK	Ferrule, PEEK, grooved, 1/32"
JR-EN1FPKB	Nut, PEEK, External, 1/16"
JR-ZGF1PK	Ferrule, PEEK, grooved, 1/16"



Part No. JR-C-NEU.5XFPK, JR-C-NEU.5FPK



Part No. JR-C-NERU1FPK

**Nanovolume® Unions**

Part No.	Description
JR-C-NERU1FPK	Union, PEEK, 150 µm bore, reducing, Ext.1/16" – Int. 1/32"
JR-C-NEU.5XFPK	Union, PEEK, 100 µm bore, Int. 1/32" – Ext. 1/32" ZDVF
JR-C-NEU.5FPK	Union, PEEK, 150 µm bore, Int. 1/32" – Ext. 1/32" ZDVF

## 360 µm Nanovolume Fittings, Unions, Tees, Crosses

### 360 µm Nanovolume Fittings, Unions, Tees, Crosses

UHPLC

- For direct connection of 360 µm tubing
- Works with metal, fused silica or PEEK
- Snap-in rotating ferrule for “one-piece” fitting with no tubing twist
- Up to 20,000 psi with metal tubing

Our new high pressure fittings permit direct connection of 360 µm OD fused silica, PEEK or stainless steel tubing without the use of liners. The ferrule snaps into the nut so that the fitting is “one-piece”, but the ferrule remains free to rotate as

the nut is tightened so that the tube doesn't twist.

360 µm fittings are dedicated for use with either fused silica, metal or PEEK tubing; components cannot be mixed or used with a different tubing material.

#### SPECS

**Material**  
PEEK

**Threads**  
Nuts: 2-56

**Pressure rating**  
< 1379 bar (< 20000 psi)

### For PEEK or fused silica tubing – up to 10,000 psi

#### 360 µm Nut, Ferrule, Cap, Plug, Tightening Tool

Part No.	Description
JR-C360NFPKG	Nut/ferrule, PEEK, 360 µm
JR-C360CPKG	Cap, PEEK, 360 µm
JR-C360PPK	Plug, PEEK, 360 µm
JR-C360ET	Tightening tool



#### 360 µm Unions and reducing Unions

Part No.	Description
JR-C360QUPKG2	Union, quick mount, 50 µm bore
JR-C360QUPKG4	Union, quick mount, 100 µm bore
JR-C360QUPKG6	Union, quick mount, 150 µm bore
JR-C360UPKG2	Union, 50 µm bore
JR-C360UPKG4	Union, 100 µm bore
JR-C360UPKG6	Union, 150 µm bore
JR-C360RU1PK6	reducing union 1/16" to 360 µm, 150 µm bore



#### 360 µm Tees and Crosses

Part No.	Description
JR-C360QTPKG2	Tee, quick mount, 50 µm bore
JR-C360QTPKG4	Tee, quick mount, 100 µm bore
JR-C360QTPKG6	Tee, quick mount, 150 µm bore
JR-C360QXPKG2	Cross, quick mount, 50 µm bore
JR-C360QXPKG4	Cross, quick mount, 100 µm bore
JR-C360QXPKG6	Cross, quick mount, 150 µm bore




360 µm Nanovolume Fittings, Unions, Crosses

For fused silica tubing – 10,000 psi and above


UHPLC

360 µm Nut, Ferrule, Cap



Part No.	Description
JR-C360NFFS	Nut/ferrule, SS, 360 µm
JR-C360CFS	Cap, SS, 360 µm

360 µm Unions and reducing Unions (complete with nut and ferrule)



Part No.	Description
JR-C360UFS2	Union, SS, 50 µm bore
JR-C360UFS4	Union, SS, 100 µm bore
JR-C360UFS6	Union, SS, 150 µm bore
JR-C360RU.5FS2	reducing union 1/32" to 360 µm, SS, 50 µm bore
JR-C360RU.5FS4	reducing union 1/32" to 360 µm, SS, 100 µm bore
JR-C360RU.5FS6	reducing union 1/32" to 360 µm, SS, 150 µm bore
JR-C360RU1FS6	reducing union 1/16" to 360 µm, SS, 150 µm bore

For metal tubing – up to 20,000 psi


UHPLC

360 µm Nut, Ferrule, Cap



Part No.	Description
JR-C360NFS6	Nut/ferrule, SS, 360 µm
JR-C360C	Cap, SS, 360 µm

360 µm Unions and reducing Unions (complete with nut and ferrule)



Part No.	Description
JR-C360US62	Union, SS, 50 µm bore
JR-C360US64	Union, SS, 100 µm bore
JR-C360US66	Union, SS, 150 µm bore
JR-C360RU.5S62	reducing union 1/32" to 360 µm, SS, 50 µm bore
JR-C360RU.5S64	reducing union 1/32" to 360 µm, SS, 100 µm bore
JR-C360RU.5S66	reducing union 1/32" to 360 µm, SS, 150 µm bore
JR-C360RU1S66	reducing union 1/16" to 360 µm, SS, 150 µm bore

## Valco Stainless Steel Nuts and Ferrules

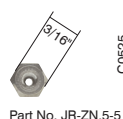
### Valco Stainless Steel Nuts and Ferrules

**UHPLC**

- Excellent fit to Valco fitting details
- Different lengths available
- For 1/32", 1/16" and 1/8" OD tubing

These nuts are for use with all standard Valco internal fittings and most valves. They may be used with fittings from other manufacturers as well. The medium and long types are ideal for metal Valco and

Cheminert valves with more than 8 ports. In using nuts with different length more space is created for easier access with a wrench.




Part No. JR-ZF.5S6-5



Part No. JR-ZN1-5




Part No. JR-MZN1-5



Part No. JR-LZN1-5



Part No. ZF1S6



Part No. JR-ZN2-5



Part No. JR-ZF2S6-5

### Valco Stainless Steel Nuts and Ferrules

Part No.	Description	Qty/pkg
JR-ZN.5-5	Nut, SS, 1/32", 6-40	5
JR-ZF.5S6-5	Ferrule, SS, 1/32"	5
JR-ZN1-5	Nut, SS, 1/16", 10-32	5
JR-MZN1-5	Nut, SS, 1/16" Medium, 10-32	5
JR-LZN1-5	Nut, SS, 1/16" Long, 10-32	5
JR-ZF1S6-5	Ferrule, SS, 1/16"	5
JR-ZN2-5	Nut, SS, 1/8", 5/16"-24	5
JR-ZF2S6-5	Ferrule, SS, 1/8"	5

### SPECS

#### Material

Nuts: SS303  
Ferrules: SS316

#### Dimensions

OD 1/32", 1/16", 1/8"

#### Threads

See chart

#### Pressure rating

< 1375 bar (< 20000 psi)  
Varies with tubing material and ID

#### Spares & Tools

We recommend our Valv-Tool and wrenches for tightening SS Nuts (see page 56)

Stainless Steel Tubing  
see pages 12-15

Stainless Steel Nuts and Ferrules Rheodyne® Type

SPECS

**Material**  
SS316

**Dimensions**  
For OD 1/16" tubing

**Threads**  
See chart

**Pressure rating**  
< 500 bar (< 7250 psi)  
Varies with tubing material and ID

**Spares & Tools**  
We recommend our Valv-Tool and wrenches for tightening SS Nuts (see page 56)

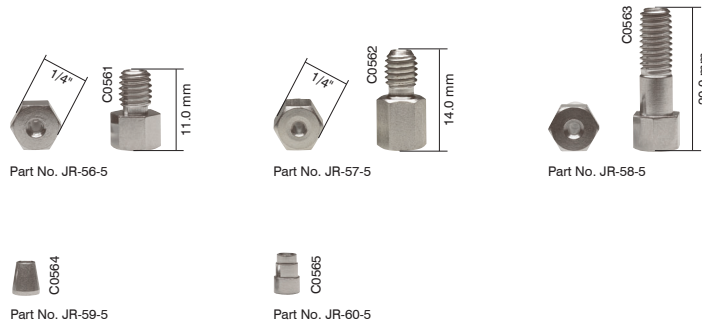
Stainless Steel Tubing see pages 12–15

Stainless Steel Nuts and Ferrules Rheodyne® Type

- Excellent fit to Rheodyne® fitting details
- Different lengths available
- For 1/16" OD tubing

These nuts and ferrules are for use with metal Rheodyne® valves. Three different lengths are available in order to accommodate any possible connecting situation. The standard nut is suitable for easy

accessible connections (couplers, detectors, columns etc.). For very tight and difficult to reach areas we recommend the long and extra long nut.



Stainless Steel Nuts and Ferrules Rheodyne® Type

Part No.	Description	Qty/pkg
JR-56-5	Nut, SS, short, Rheodyne® type, 10-32	5
JR-57-5	Nut, SS, long head, Rheodyne® type, 10-32	5
JR-58-5	Nut, SS, x-long, Rheodyne® type, 10-32	5
JR-59-5	Ferrule, SS, 1/16"	5
JR-60-5	Ferrule, SS, 1/16", 2-step Rheodyne® type	5

## Stainless Steel Unions


### Stainless Steel Unions

**UHPLC**

- Easy connection of solvent lines
- Low dead volume
- Different bores available
- For 1/16" and 1/8" OD SS tubing

VICI Stainless Steel Unions are made for joining two pieces of 1/16" OD tubing or 1/8" with 1/16" OD tubing. They are precision machined with a focus on the concentricity of the bore as well as on the finish of the surfaces to give an absolute leak-free connection.

VICI SS Unions have internal threads, which we recommend for most applications. Internal threads make stronger connections and internal fitting details provide the lowest dead volume for high performance instrumentation.



### SPECS

#### Material

Unions: SS 316  
Nuts: SS303  
Ferrules: SS316

#### Dimensions

See illustrations

#### Pressure rating

< 1375 bar (< 20000 psi)  
Varies with tubing material and ID

### Stainless Steel Unions

Part No.	Description	Drawing
JR-ZU1XCS6	Union, SS, bore 0.15 mm, 1/16", 10-32, complete	A
JR-ZU1CS6	Union, SS, bore 0.25 mm, 1/16", 10-32, complete	A
JR-ZU1MS6	Union, SS, bore 0.50 mm, 1/16", 10-32, complete	A
JR-ZU1S6	Union, SS, bore 0.75 mm, 1/16", 10-32, complete	A
JR-ZRU21	Union, SS, reducing 0.75 mm bore, 1/8" – 1/16", 5/16"-24 – 10-32, complete	B

(All above SS Unions are shipped complete with nuts and ferrules.)

### Spare Parts

Part No.	Description	Qty/pkg
JR-ZN1-5	Nut, SS, 1/16", 10-32, repl. for JR-ZU1x series + JR-ZRU21	5
JR-ZF1S6-5	Ferrule, SS, 1/16", repl. for JR-ZU1 series + JR-ZRU21	5
JR-ZN2-5	Nut, SS, 1/8", 5/16"-24, repl. for JR-ZRU21	5
JR-ZF2S6-5	Ferrule, SS, 1/8", repl. for JR-ZRU21	5

**SPECS**

**Material**

Tees & Crosses: SS316  
Nuts: SS303  
Ferrules: SS316

**Dimensions**

Diameter (body): 23.4 mm  
Thickness: 12.7 mm

**Threads**

See chart

**Pressure rating**

< 1375 bar (< 20000 psi)  
Varies with tubing material and ID

**Stainless Steel Tees & Crosses**

**UHPLC**

- Easy connection of solvent lines
- Low dead volume
- Different bores
- For 1/16" OD tubing

VICI Stainless Steel Tees & Crosses are made for joining solvent lines. They are precision machined with a focus on the concentricity of the bore as well as on the finish of the surfaces to give an absolute leak free connection.

VICI Stainless Steel Tees & Crosses have internal threads, which we recommend for most applications. Internal threads make stronger connections and internal fitting details provide the lowest dead volume for high performance instrumentation.



**Stainless Steel Tees**

Part No.	Description
JR-ZT1C	Tee, SS, 0.25 mm bore, 1/16", 10-32, complete
JR-ZT1M	Tee, SS, 0.50 mm bore, 1/16", 10-32, complete
JR-ZT1	Tee, SS, 0.75 mm bore, 1/16", 10-32, complete

(All above SS Tees are complete with nuts and ferrules.)

**Stainless Steel Tees & Crosses**

Part No.	Description
JR-ZX1C	Cross, SS, 0.25 mm bore, 1/16", 10-32, complete
JR-ZX1M	Cross, SS, 0.50 mm bore, 1/16", 10-32, complete
JR-ZX1	Cross, SS, 0.75 mm bore, 1/16", 10-32, complete

(All above SS Crosses are complete with nuts and ferrules.)

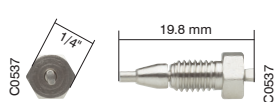
**Spare Parts**

Part No.	Description	Qty/pkg
JR-ZN1-5	Nut, SS, 1/16", 10-32	5
JR-ZF1S6-5	Ferrule, SS, 1/16"	5


## Stainless Steel Plugs & Caps & Stainless Steel Starter Kit

### Stainless Steel Plugs & Caps

- Plugging ports
- Capping solvent lines
- For 1/16" and 1/8" OD tubing




Part No. JR-ZP1



Part No. JR-ZP2



Part No. JR-ZC1



Part No. JR-ZC2

### SPECS

**Material**  
 Plug 1/16": SS316  
 Plug 1/8": SS303  
 Caps: SS303

**Dimensions**  
 See illustration

**Thread size**  
 Plug & Cap 1/16": 10-32  
 Plug & Cap 1/8": 5/16"-24

**Spares & Tools**  
 We recommend our Valv-Tool and wrenches for tightening SS Plugs & Caps (see page 56)

### Stainless Steel Plugs & Caps

Part No.	Description
JR-ZP1	Plug, SS, 1/16"
JR-ZP2	Plug, SS, 1/8"
JR-ZC1	Cap, SS, female 1/16"
JR-ZC2	Cap, SS, female 1/8"

### Stainless Steel Starter Kit

- The ideal kit for HPLC users
- For high pressure applications

The kit consists of fittings, ferrules, tubing and solvent filters as well as a union, our Stainless Steel Tubing Cutter and other useful tools like our Valvtool. All together for a very competitive price!



### Stainless Steel Starter Kit


Part No.	Description
JR-35S	Stainless Steel Starter Kit



## ChromBox Kit

– For start-up and standard use in all HPLC systems

The ChromBox is an all-purpose analytical spare part kit for all our customers using HPLC. It contains the most often used spare parts made both of high quality SS 316L as well as PEEK and Teflon. All together for a very competitive price!



### ChromBox Kit

Part No.	Description
JR-34N	ChromBox Kit

### SS Starter Kit Content

Part	Qty
Filter, SS, mobile phase 2 $\mu$ m, 1/8" pipe OD	1
Filter, SS, Last Drop 10 $\mu$ m	1
Nut, SS, 1/16", standard	10
Nut, SS, 1/16", 19 mm long	10
Ferrule, SS, 1/16"	20
Filter, SS, In-Line ID 0.25 mm, complete	1
Union, SS, bore 0.25 mm	1
Tubing, SS, 1/16" x 0.25 mm ID	3 m
Tubing, SS, 1/16" x 0.50 mm ID	3 m
Tubing, SS, pre-cut 1/16" OD x 0.18 mm ID, 100 mm	2
Tubing, SS, pre-cut 1/16" OD x 0.25 mm ID, 200 mm	2
Tool, Tubing Cutter for metal tubing	1
Tool, ValvTool 1/4" and 5/16" open wrench	1
Tool, wrench 1/4" x 5/16"	1
Tool, Tweezers	1

### ChromBox Kit Content

Part	Qty	Part	Qty
Fitting, PEEK, one-piece natural, 10-32	5	Tubing, SS, 1/16" x 0.25 mm ID	3 m
Nut, PEEK, fingertight, 10-32	5	Tubing, SS, 1/16" x 0,50 mm ID	3 m
Nut, PEEK, hex-head long, 10-32	5	Tool, Clean-Cut Tubing Cutter	1
Ferrule, PEEK, double 1/16"	10	Tool, ValvTool 1/4" and 5/16" open wrench	1
Union, PEEK, 0.25 mm bore, body only	1	Tubing Plier for metal tubing	1
Tubing Elbow 90°	1	Tubing Clip	2
Tubing Elbow 180°	1	Union, 316SS, bore 0.50 mm, 10-32	1
Filter, PEEK, In-Line, complete	1	Nut, SS, 1/16", 13 mm long	5
Filter, SS, Last Drop 2 $\mu$ m	1	Nut, SS, 1/16", 19 mm long	5
Tubing, PEEK, 1/16" x 0,25 mm ID, blue stripe	3 m	Ferrule, SS, 1/16"	10
Tubing, PEEK, 1/16" x 0,50 mm ID, orange stripe	3 m	Tool, wrench 1/4" x 5/16"	2
Tubing, PTFE, 1/8" x 1/16" ID	3 m	Tool, File	1
		Tool, Tweezers	1

## ValvTool & File & Wrench

### ValvTool

- For making connections in ‘hard-to-reach’ areas
- Ideal for nuts with 1/4” hex and 5/16” heads

The ValvTool is a time-saving device, which will provide easy access to many hard-to-reach areas. The unique design with its slotted wrench allows to tighten nuts where a loop or a capillary may otherwise make it difficult. The ValvTool is the ideal for Rheodyne® and Valco valves and fittings as well as for most of the HPLC and PEEK fittings on the market with 1/4” and 5/16” heads.

### ValvTool

Part No.	Description
JR-800	Tool, ValvTool 1/4” and 5/16” wrench



### File

- Standard file

### File

Part No.	Description
JR-802	Tool, File



### Wrench

- Open wrenches for nuts with 1/4”, 5/16”, 3/8” or 7/16” heads

### Wrench


Part No.	Description
JR-804	Tool, Wrench 1/4” and 5/16” open wrench
JR-805	Tool, Wrench 3/8” and 7/16” open wrench



**Tweezer & Ferrule Removal Kit & Hex Key Set**

**Tweezer**

– Ideal for picking small fittings etc.



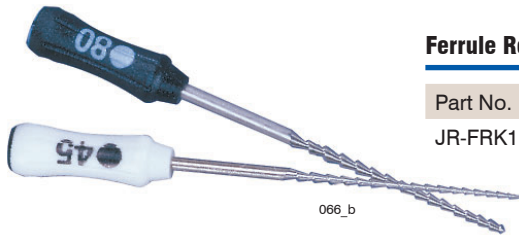
C0621

**Tweezers**

Part No.	Description
JR-806	Tool, Tweezers

**Ferrule Removal Kit**

- Remove polymeric ferrule stuck inside a fitting detail
- Two tools for different ferrule sizes
- For 1/32" and 360 μm ferrules




066\_b

**Ferrule Removal Kit**

Part No.	Description
JR-FRK1	Ferrule Removal Kit

**Hex Key Set**

- Fits any socket head screw on any VICI valve or -actuator
- Key Sizes: 0.050", 1/16", 5/64", 3/32", 7/64", 1/8", 9/64", 5/32"



066\_c

**Hex Key Set**

Part No.	Description
JR-HKS	Hex Key Set



### INDEX

---

PPS Nuts for 1/4"-28 Flat Bottom Fitting Details	59
PEEK Flangeless Nuts	62
Polyacetal Color Coded Flangeless Nuts	63
Polypropylene Flanged Fingertight Nuts	64
Unions	65
Bulkhead Unions	67
PEEK Tees, Crosses and Manifolds Low Pressure	68
PEEK Biocompatible Mixing Tees – Low Pressure	70
Micro Valves for GC and LC	71
Peristaltic Tubing Adapter Set	72
Low-Pressure Polypropylene Adapters	73

#### Disclaimer

The maximum holding pressure for any type of connection involving tubing and a ferrule, varies considerably with the tubing material, the ferrule material, the clearance between tubing OD and ferrule ID and the shape of the fitting detail.

PPS Nuts for 1/4"-28 Flat Bottom Fitting Details

Specs

Material

Nuts: PPS – PolyPhenylene Sulphide, black  
Collapsible ferrules: CTFE  
Inverted ferrules: ETFE  
Washers: polypropylene  
Sleeves: polypropylene

Chemical Resistance of PPS

Chemical Class	Resistance
Acids, organic	A
Acids, inorganic	B/C*
Aldehydes	A
Alcohols	A
Bases	B
Esters	A
Halogenated Org.	A/B
Hydrocarbons	A
Ketones	A

\*conc. Halogen Acids  
A = suitable  
B = marginal – dependant on application  
C = not recommended

Detailed chemical resistance chart see page 118, ff

Dimensions

For 1/16" and 1/8" OD tubing  
Others: see illustration

Threads

1/4"-28

Pressure Rating

collapsible ferrule:  
1/16" up to 105 bar (1500 psi)

1/8" up to 35 bar (500 psi)

Ferrule/bushing 1/16":  
480 bar (7000 psi)

Ferrule/bushing 1/32":  
175 bar (2500 psi)

Varies with tubing material and ID

Tech Tip

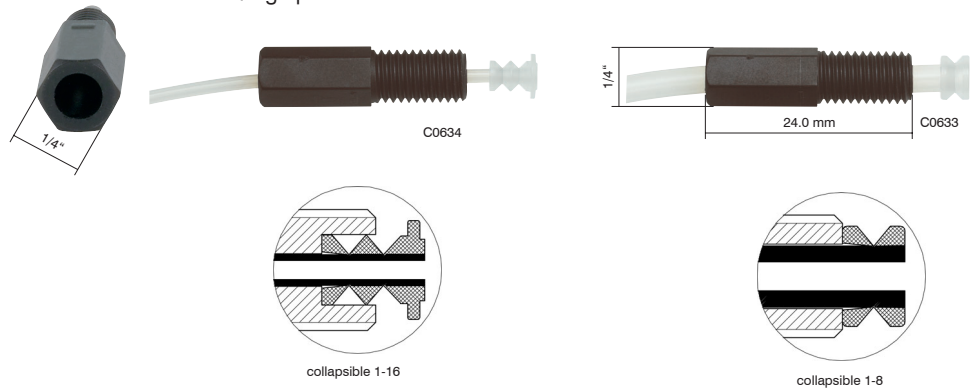
For flanging tubing we recommend the VICI Jour Easy Flange Kit (see page 32–33)

PPS Nuts for 1/4"-28 Flat Bottom Fitting Details

- Economically priced alternative to PEEK
- Excellent chemical resistance
- Fits 1/16" or 1/8" OD tubing
- Slim design – fingertight with adapter

The VICI Jour PPS 1/4"-28 fitting series offers excellent chemical and pressure resistance. There is a choice of three different sealing options:

collapsible ferrule, inverted ferrule or flanged with washer.



Flangeless type: Collapsible ferrule\* connection

Very effective sealing on narrow areas without distortion of the tubing. No flanging tools required.

Part No.	Description	Qty/pkg
JR-55050-10	Nut, PPS, for collapsible ferrule 1/16", 1/4"-28	10
JR-55051-10	Nut, PPS, for collapsible ferrule 1/8", 1/4"-28	10
JR-CFL-CB1KF	Ferrule, CTFE, collapsible, 1/16"	10
JR-CFL-CB2KF	Ferrule, CTFE, collapsible, 1/8"	10

\*collapsible ferrule (see glossary): Patent No. 6,575,501



Use the PEEK ferrule and bushing as follows:  
First place the nut on the tubing, than the bushing, than the PEEK ferrule.

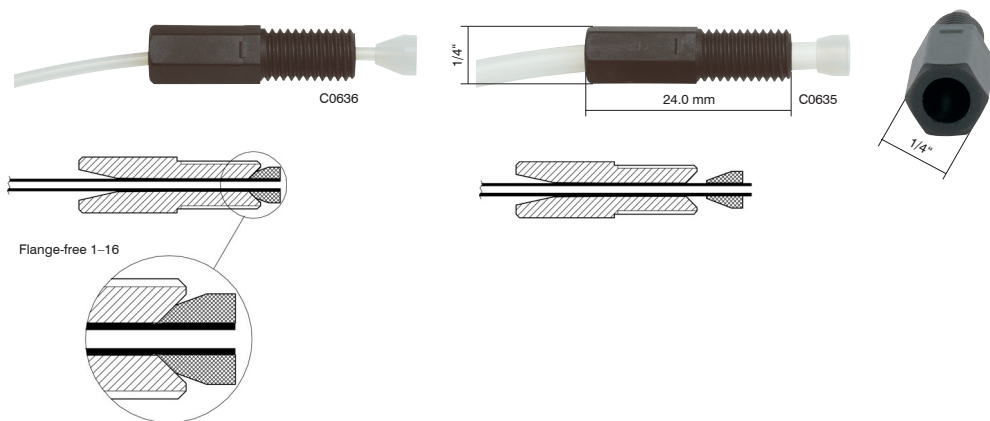
Flangeless type: ferrule and bushing

With the PEEK ferrule and the SS bushing you get a high pressure connection in a 1/4"-28 port. Should be used with Nut JR-55050.

Part No.	Description	Qty/pkg
JR-55050-10	Nut, PPS, for collapsible ferrule 1/16", 1/4"-28	10
JR-FPKBSS.5	Bushing, SS and ferrule, PEEK, package 1/32"	10
JR-FPKBSS1	Bushing, SS and ferrule, PEEK, package 1/16"	10

For Color-Sleeve fingertight adapters see page 61.

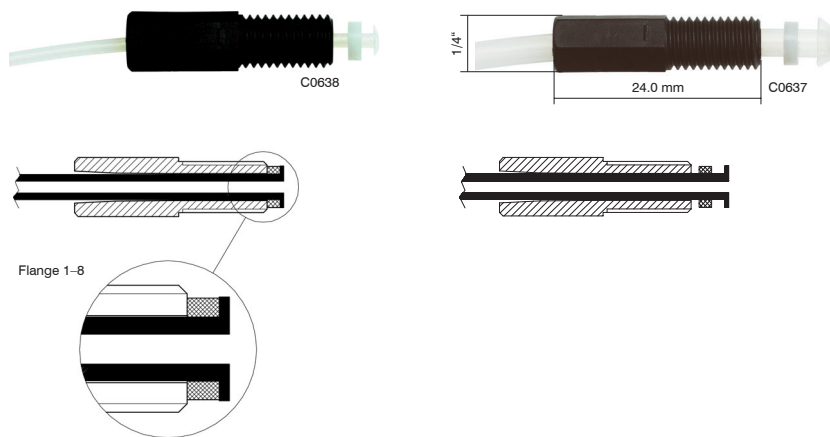
## PPS Nuts for 1/4"-28 Flat Bottom Fitting Details



### Flangeless type: Inverted ferrule connection

No flanging tools required.

Part No.	Description	Qty/pkg
JR-55070-10	Nut, PPS, flangeless 1/16", 1/4"-28	10
JR-55071-10	Nut, PPS, flangeless 1/8", 1/4"-28	10
JR-041-10	Ferrule, ETFE, 1/16"	10
JR-051-10	Ferrule, ETFE, 1/8"	10



### Flanged type: Flange/washer connection

Solvent comes into contact only with the tubing.

Part No.	Description	Qty/pkg
JR-55060-10	Nut, PPS, flanged 1/16", 1/4"-28	10
JR-55061-10	Nut, PPS, flanged 1/8", 1/4"-28	10
JR-201926-10	Washer, PP, flanged, 1/16"	10
JR-201928-10	Washer, PP, flanged, 1/8"	10

### Specs

#### Material

Nuts: PPS – PolyPhenylene Sulphide, black  
Collapsible ferrules: CTFE  
Inverted ferrules: ETFE  
Washers: polypropylene  
Sleeves: polypropylene

#### Chemical Resistance of PPS

Chemical Class	Resistance
Acids, organic	A
Acids, inorganic	B/C*
Aldehydes	A
Alcohols	A
Bases	B
Esters	A
Halogenated Org.	A/B
Hydrocarbons	A
Ketones	A

\*conc. Halogen Acids

A = suitable

B = marginal – dependant on application

C = not recommended

Detailed chemical resistance chart see page 118, ff

#### Dimensions

For 1/16" and 1/8" OD tubing

Others: see illustration

#### Threads

1/4"-28

#### Pressure Rating

1/16" up to 105 bar (1500 psi)


1/8" up to 35 bar (500 psi)

Varies with tubing material and ID

#### Tech Tip

For flanging tubing we recommend the VICI Jour Easy Flange Kit (see page 32-33)

PPS Nuts for 1/4”-28 Flat Bottom Fitting Details



**Color-Sleeve – fingertight adapter**

This sleeve is useful to color code different solvent lines and it turns the new VICI Jour low pressure nut into a fingertight fitting in an instant. The Color-Sleeve is available in 12 colors.

Part No.	Description	Qty/pkg
JR-55080-10	Adapter, PP, fingertight sleeve, natural	10
JR-55081-10	Adapter, PP, fingertight sleeve, white	10
JR-55082-10	Adapter, PP, fingertight sleeve, dark grey	10
JR-55083-10	Adapter, PP, fingertight sleeve, black	10
JR-55084-10	Adapter, PP, fingertight sleeve, lavender	10
JR-55085-10	Adapter, PP, fingertight sleeve, red	10
JR-55086-10	Adapter, PP, fingertight sleeve, yellow	10
JR-55087-10	Adapter, PP, fingertight sleeve, orange	10
JR-55088-10	Adapter, PP, fingertight sleeve, brown	10
JR-55089-10	Adapter, PP, fingertight sleeve, green	10
JR-55090-10	Adapter, PP, fingertight sleeve, blue	10
JR-55091-10	Adapter, PP, fingertight sleeve, purple	10
JR-5508X-24	Adapter, PP, fingertight sleeve, assorted 2 pcs. per color	24
JR-5508X-12	Adapter, PP, fingertight sleeve, assorted 2 pcs. each blue, red, green, yellow, black, white	12


## PEEK Flangeless Nuts

### PEEK Flangeless Nuts

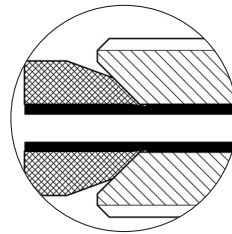
- Flange-free
- Compatible with all 1/4"-28 flat bottom ports
- Excellent chemical resistance
- Fits 1/16" or 1/8" OD tubing
- True fingertight – no tools required

PEEK Flangeless Nuts in combination with the inverted ferrule do not require flanging tools. A hand tightening procedure makes leak free seals. The inert

ETFE ferrule is the only part, besides the tubing, which is in contact with the fluid – the nut is never in contact with the fluid stream (see illustration).



Flange-free 1-16



Part No. JR-041-10



Part No. JR-051-10

### SPECS

**Material**  
Nuts: PEEK  
Ferrules: ETFE

**Dimensions**  
For 1/16" and 1/8" OD tubing  
Others: see illustration

**Threads:**  
1/4"-28

**Pressure rating**  
1/16" up to 105 bar (1500 psi)  
1/8" up to 35 bar (500 psi)  
Varies with tubing material and ID

### PEEK Flangeless Nuts

Part No.	Description	Qty/pkg
JR-20124-10	Nut, PEEK, flangeless, natural, 1/16"	10
JR-20116-10	Nut, PEEK, flangeless, natural, 1/8"	10
JR-041-10	Ferrule, ETFE, 1/16"	10
JR-051-10	Ferrule, ETFE, 1/8"	10



Polyacetal Color Coded Flangeless Nuts

SPECS

Material

Nuts: Polyacetal  
Ferrules: ETFE

Dimensions

For 1/16" and 1/8" OD tubing  
Others: see illustration

Threads

1/4"-28

Pressure rating

1/16" up to 70 bar (1000 psi)  
1/8" up to 35 bar (500 psi)  
Varies with tubing material and ID

Note

Flangeless fittings for 1/4" OD tubing available: see spare parts for unions on page 66

Polyacetal Color Coded Flangeless Nuts

- Value for money alternative to PEEK
- Flange-free – compatible with all 1/4"-28 flat bottom ports
- Fits 1/16" or 1/8" OD tubing
- True fingertight – no tools required

Polyacetal Flangeless Nuts in combination with the inverted ferrule do not require flanging tools. A hand tightening procedure makes leak free seals. The inert ETFE ferrule is the only part, besides

the tubing, which is in contact with the fluid – the nut is never in contact with the fluid stream (see illustration) Six colors are available.


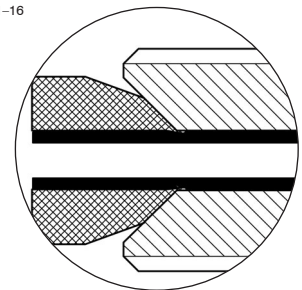


Part No. JR-041-10




Part No. JR-051-10

Flange-free 1-16



Polyacetal Color Coded Flangeless fingertight Nuts 1/16"

Part No.	Description	Color	Qty/pkg
JR-040GR-10	Nut, Polyacetal, flangeless	green	10
JR-040BL-10	Nut, Polyacetal, flangeless	blue	10
JR-040YL-10	Nut, Polyacetal, flangeless	yellow	10
JR-040RE-10	Nut, Polyacetal, flangeless	red	10
JR-040WH-10	Nut, Polyacetal, flangeless	white	10
JR-040BK-10	Nut, Polyacetal, flangeless	black	10
JR-040WL-10	Nut, Polyacetal, flangeless, 1" long	white	10
JR-041-10	Ferrule, ETFE, 1/16"		10



Polyacetal Color Coded Flangeless fingertight Nuts 1/8"

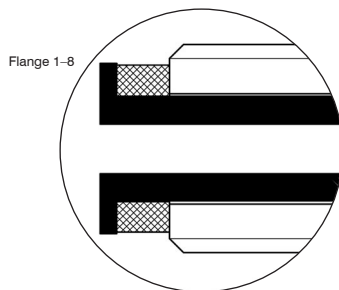
Part No.	Description	Color	Qty/pkg
JR-050GR-10	Nut, Polyacetal, flangeless	green	10
JR-050BL-10	Nut, Polyacetal, flangeless	blue	10
JR-050YL-10	Nut, Polyacetal, flangeless	yellow	10
JR-050RE-10	Nut, Polyacetal, flangeless	red	10
JR-050WH-10	Nut, Polyacetal, flangeless	white	10
JR-050BK-10	Nut, Polyacetal, flangeless	black	10
JR-050WL-10	Nut, Polyacetal, flangeless, 1" long	white	10
JR-051-10	Ferrule, ETFE, 1/8"		10

## Polypropylene Flanged Fingertight Nuts

### Polypropylene Flanged Fingertight Nuts

- For flanged connections
- Compatible to all 1/4"-28 flat bottom ports
- For 1/16" or 1/8" OD tubing
- Fiber glass reinforced PP with PP washers

A number of chromatography systems still require or prefer flanged connections. Consequently, we offer a series of such nuts. By flanging the tubing, the washer never comes in contact with the mobile phase.



#### SPECS

##### Material

Nuts: fiberglass reinforced polypropylene  
Washers: polypropylene

##### Dimensions

For OD 1/16", 1/8" tubing  
Others: see illustration

##### Threads

1/4"-28

##### Pressure rating


< 30 bar (435 psi)  
Varies with tubing material and ID

##### Tech Tip

We recommend our Easy Flange Kit for flanging tubing (see page 32-33)


### Flanged Fingertight Nuts 1/16"

Part No.	Description	Color	Qty/pkg
JR-201094BK-10	Nut, PP, flanged	black	10
JR-201094WH-10	Nut, PP, flanged	white	10
JR-202118-10	Nut, PP, flanged x-long 1"	black	10
JR-202120-10	Nut, PP, flanged x-long 1"	white	10
JR-202122-10	Nut, PP, flanged	blue	10
JR-202123-10	Nut, PP, flanged	green	10
JR-202124-10	Nut, PP, flanged	yellow	10
JR-202125-10	Nut, PP, flanged	red	10
JR-201926-10	Washer, PP, flanged 1/16"		10



### Flanged Fingertight Nuts 1/8"

Part No.	Description	Color	Qty/pkg
JR-201580BK-10	Nut, PP, flanged	black	10
JR-201580WH-10	Nut, PP, flanged	white	10
JR-202119-10	Nut, PP, flanged x-long	white	10
JR-202121-10	Nut, PP, flanged x-long	black	10
JR-202142-10	Nut, PP, flanged	blue	10
JR-202143-10	Nut, PP, flanged	green	10
JR-202144-10	Nut, PP, flanged	yellow	10
JR-202145-10	Nut, PP, flanged	red	10
JR-201928-10	Washer, PP, flanged 1/8"		10



**SPECS**

**Materials**

Unions: PEEK, polyamide  
Nuts: PPS  
Ferrules: ETFE, CTFE  
Sleeves: polypropylene

**Dimensions**

See illustrations

**Threads**

Unions: 1/4"-28  
reducing Union:  
1/2"-20 to 1/4"-28

**Pressure rating**

of PEEK unions  
1/16" up to 105 bar  
(1500 psi)  
1/8" up to 35 bar (500 psi)  
Varies with tubing material  
and ID

**Note**

Complete versions are  
supplied with PPS flange-  
less nuts and ETFE fer-  
rules for 1/16" OD tubing  
(see page 60)

**Tech Tip**

VICI Unions have 1/4"-28  
flat bottom ports


All of our three different  
sealing options (collapsi-  
ble ferrule, inverted ferrule  
or flanged with washer)  
can be used (see pages  
59-64)

To avoid diffusion of gases  
in your solvent line use our  
Impermeable tubing on  
page 27

**Unions**

- For easy connection of low pressure solvent lines
- Low dead volume
- Completely inert and biocompatible

These unions allow the connection of two  
pieces of 1/16", 1/8" or 1/8" to 1/4" OD  
tubing quickly and reliably. The unions  
are inert and biocompatible.



**Union polyamide**

Part No.	Description	Qty/pkg
JR-060-5	Union, polyamide, through bore LP body only, 1/4"-28, for flanged tubing only	5

For nuts and washers see page 60 and 64.

**Unions PEEK**


Part No.	Description	Qty/pkg
JR-1064	Union, PEEK, LP 0.5 mm bore, complete, 1/16" tubing	1
JR-1068	Union, PEEK, LP 0.75 mm bore, complete, 1/16" tubing	1
JR-1065	Union, PEEK, LP 1.3 mm bore, complete, 1/8" tubing	1
JR-064	Union, PEEK, LP 0.5 mm bore, body only	1
JR-068	Union, PEEK, LP 0.75 mm bore, body only	1
JR-065	Union, PEEK, LP 1.3 mm bore, body only	1

**Spare Parts**

Part No.	Description	Qty/pkg
JR-55070-10	Nut, PPS, flangeless, 1/16", 1/4"-28, black	10
JR-55071-10	Nut, PPS, flangeless, 1/8", 1/4"-28, black	10
JR-041-10	Ferrule, ETFE, 1/16"	10
JR-051-10	Ferrule, ETFE, 1/8"	10
JR-55086-10	Adapter, PP, fingertight sleeve, yellow	10
JR-55090-10	Adapter, PP, fingertight sleeve, blue	10

Adapters available in different colors (see page 61).

## Unions



### reducing Union

Part No.	Description	Qty/pkg
JR-CU4LPK	reducing Union, PEEK, LP 1.5 mm bore, 1/4" to 1/8" complete	1

### Spare Parts

Part No.	Description	Qty/pkg
JR-CFL-4D	Nut, polyacetal, flangeless 1/4"	1
JR-CFL-CB4KF-S	Ferrule, CTFE, 1/4"	1
JR-CFL-2W-S	Nut, PP, flangeless 1/8", white	1
JR-CFL-CB2KF-S	Ferrule, CTFE, 1/8"	1

### SPECS

#### Materials

Union: PEEK  
Nuts: PP, polyacetal  
Ferrules: CTFE

#### Dimensions

See illustrations

#### Threads

reducing Union:  
1/2"-20 to 1/4"-28

#### Pressure rating

1/8" up to 35 bar (500 psi)  
Varies with tubing material and ID

#### Note

The reducing Union is supplied with PP and polyacetal flangeless nuts and ferrules (CTFE) for 1/8" and 1/4" OD tubing

#### Tech Tip

VICI Unions have 1/4"-28 flat bottom ports

All of our three different sealing options (collapsible ferrule, inverted ferrule or flanged with washer) can be used (see pages 59-64)

To avoid diffusion of gases in your solvent line use our Impermeable tubing on page 27

**SPECS**

**Materials**

Unions: PEEK  
Nuts: PPS  
Ferrules: ETFE  
Sleeves: polypropylene

**Dimensions**

See illustration

**Threads**

Unions: 1/4"-28

**Pressure rating**

1/16" up to 105 bar (1500 psi)  
1/8" up to 35 bar (500 psi)  
Varies with tubing material and ID

**Note**

0.75 mm bore version is supplied with PPS flangeless fittings and ETFE ferrules for 1/16" OD tubing (see page 60)


1.50 mm bore version is supplied with PPS flangeless fittings and ETFE ferrules for 1/8" OD tubing (see page 60)

**Tech Tip**

Bulkhead Unions require a min. 10 mm panel hole

**Bulkhead Unions**

- Panel mounting
- For easy connection of low pressure solvent lines
- Low dead volume
- Completely inert and biocompatible



**Bulkhead Unions**

Part No.	Description
JR-CBUMPK	Bulkhead Union, PEEK, LP 0.75 mm bore, complete
JR-CBULPK	Bulkhead Union, PEEK, LP 1.50 mm bore, complete

**Spare Parts**

Part No.	Description	Qty/pkg
JR-55070-10	Nut, PPS, flangeless 1/16"	10
JR-55071-10	Nut, PPS, flangeless 1/8"	10
JR-041-10	Ferrule, ETFE, 1/16"	10
JR-051-10	Ferrule, ETFE, 1/8"	10
JR-55086-10	Adapter, PP, fingertight sleeve, yellow	10
JR-55090-10	Adapter, PP, fingertight sleeve, blue	10

Adapters available in different colors (see page 61)


## PEEK Tees, Crosses and Manifolds Low Pressure

### PEEK Tees, Crosses and Manifolds Low Pressure

- Biocompatible
- Different bore sizes available
- For 1/16" and 1/8" OD tubing
- 1/4"-28 ports


VICI Tees, Crosses and Manifolds for low pressure applications are machined from PEEK. The bodies have 1/4"-28 female ports which accept any flanged or flangeless fitting for 1/8" or 1/16" OD tubing. Choose 0.80 mm and smaller thru-holes

for applications where low flow rate or low dead volume is required. Tees, Crosses and Manifolds with 1.50 mm thru-holes are preferred for high-flow rate applications.



#### PEEK Tees

Part No.	Description
JR-6029	Tee, PEEK, LP bore 0.50 mm, complete
JR-6030	Tee, PEEK, LP bore 0.80 mm, complete
JR-6031	Tee, PEEK, LP bore 1.50 mm, complete



#### PEEK Crosses

Part No.	Description
JR-6039	Cross, PEEK, LP bore 0.50 mm, complete
JR-6040	Cross, PEEK, LP bore 0.80 mm, complete
JR-6041	Cross, PEEK, LP bore 1.50 mm, complete

#### SPECS

##### Material

Body: PEEK  
 Fittings: PPS  
 Ferrules: ETFE  
 Sleeves: Polypropylene

##### Dimensions

Tees and Crosses  
 Diameter (body): 25.0 mm  
 Thickness (body): 17.1 mm

Manifolds 5 ports  
 Diameter (body): 22.2 mm  
 Thickness (body): 17.1 mm

Manifolds 9 ports  
 Diameter (body): 22.2 mm  
 Thickness (body): 28.6 mm

##### Threads

1/4"-28

##### Pressure Rating

1/16" up to 105 bar (1500 psi)  
 1/8" up to 35 bar (500 psi)  
 Varies with tubing material and ID

##### Note

Complete versions with 0.50, 0.75 and 0.80 mm bore are supplied with PPS flangeless nuts and ETFE ferrules for 1/16" OD tubing (see page 60)

Complete versions with 1.50 mm bore are supplied with PPS flangeless nuts and ETFE ferrules for 1/8" OD tubing (see page 60)

##### Tech Tip

VICI PEEK Tees, Crosses & Manifolds have 1/4"-28 flat bottom ports

All of our three different sealing options (collapsible ferrule, inverted ferrule or flanged with washer) can be used (see pages 59-64)

To avoid diffusion of gases in your solvent line use our Impermeable tubing on page 27

PEEK Tees, Crosses and Manifolds Low Pressure

**SPECS**

**Material**

Body: PEEK  
 Fittings: PPS  
 Ferrules: ETFE  
 Sleeves: Polypropylene

**Dimensions**

Tees and Crosses  
 Diameter (body): 25.0 mm  
 Thickness (body): 17.1 mm

Manifolds 5 ports  
 Diameter (body): 22.2 mm  
 Thickness (body): 17.1 mm

Manifolds 9 ports  
 Diameter (body): 22.2 mm  
 Thickness (body): 28.6 mm

**Threads**

1/4"-28

**Pressure Rating**

1/16" up to 105 bar  
 (1500 psi)  
 1/8" up to 35 bar (500 psi)  
 Varies with tubing material  
 and ID

**Note**

Complete versions with 0.50, 0.75 and 0.80 mm bore are supplied with PPS flangeless nuts and ETFE ferrules for 1/16" OD tubing (see page 60)

Complete versions with 1.50 mm bore are supplied with PPS flangeless nuts and ETFE ferrules for 1/8" OD tubing (see page 60)

**Tech Tip**

VICI PEEK Tees, Crosses & Manifolds have 1/4"-28 flat bottom ports

All of our three different sealing options (collapsible ferrule, inverted ferrule or flanged with washer) can be used (see pages 59-64)

To avoid diffusion of gases in your solvent line use our Impermeable tubing on page 27



**PEEK Manifolds**

Part No.	Description
JR-C5M1PK	Manifold, PEEK, 5 ports LP 0.75 mm, complete
JR-C5M2PK	Manifold, PEEK, 5 ports LP 1.50 mm, complete
JR-C9M1PK	Manifold, PEEK, 9 ports LP 0.75 mm, complete
JR-C9M2PK	Manifold, PEEK, 9 ports LP 1.50 mm, complete

**Spare Parts**

Part No.	Description	Qty/pkg
JR-6034	Tee, PEEK, LP bore 0.50 mm, body only	1
JR-6032	Tee, PEEK, LP bore 0.80 mm, body only	1
JR-6033	Tee, PEEK, LP bore 1.50 mm, body only	1
JR-6044	Cross, PEEK, LP bore 0.50 mm, body only	1
JR-6042	Cross, PEEK, LP bore 0.80 mm, body only	1
JR-6043	Cross, PEEK, LP bore 1.50 mm, body only	1
JR-B-C5M1PK	Manifold, PEEK, 5 ports LP 0.75 mm, body only	1
JR-B-C5M2PK	Manifold, PEEK, 5 ports LP 1.50 mm, body only	1
JR-B-C9M1PK	Manifold, PEEK, 9 ports LP 0.75 mm, body only	1
JR-B-C9M2PK	Manifold, PEEK, 9 ports LP 1.50 mm, body only	1
JR-55070-10	Nut, PPS, flangeless 1/16", 1/4"-28	10
JR-55071-10	Nut, PPS, flangeless 1/8", 1/4"-28	10
JR-041-10	Ferrule, ETFE, 1/16"	10
JR-051-10	Ferrule, ETFE, 1/8"	10


Color-Sleeves – fingertight adapters: see page 61.

## PEEK Biocompatible Mixing Tees – Low Pressure

### PEEK Biocompatible Mixing Tees – Low Pressure

- For low pressure mixing
- Completely biocompatible
- Mountable

A unique mixing is the result of the turbulence generated by the introduction angle of the solvents, the streams mix more thoroughly than with a conventional tee.



### PEEK Biocompatible Mixing Tees – Low Pressure

Part No.	Description
JR-CM1XPK	Mixing Tee, PEEK, 0.75 mm bore, complete
JR-CM2XPK	Mixing Tee, PEEK, 1.50 mm bore, complete

### Spare Parts

Part No.	Description	Qty/pkg
JR-B-CM1XPK	Mixing Tee, PEEK, LP bore 0.75 mm, body only	1
JR-B-CM2XPK	Mixing Tee, PEEK, LP bore 1.50 mm, body only	1
JR-55070-10	Nut, PPS, flangeless 1/16", 1/4"-28	10
JR-55071-10	Nut, PPS, flangeless 1/8", 1/4"-28	10
JR-041-10	Ferrule, ETFE, 1/16"	10
JR-051-10	Ferrule, ETFE, 1/8"	10

Color-Sleeves – fingertight adapters: see page 61.

### SPECS

**Material**  
 Body: PEEK  
 Fittings: PPS  
 Ferrules: ETFE

**Dimensions**  
 See illustrations

**Threads**  
 1/4"-28

**Pressure rating**  
 1/16" up to 105 bar  
 (1500 psi)  
 1/8" up to 35 bar (500 psi)  
 Varies with tubing material  
 and ID

**Note**  
 0.75 bore version is supplied with PPS flangeless fittings and ferrules for 1/16" OD tubing (see page 60)

1.50 mm bore version is supplied with PPS flangeless fittings and ferrules for 1/8" OD tubing (see page 60)



**SPECS**

**Material**

Wetted parts: PEEK, PTFE  
 Body: PEEK  
 Fittings: PPS  
 Ferrule: ETFE

**Threads**

1/4"-28

**Dimensions**

Bore: 1.5 mm

**Pressure rating**

200 psi gas<sup>1</sup>  
 500 psi liquid<sup>2</sup>  
 .060" bore

<sup>1</sup>Tested with helium using 1/16" OD x 0.84 mm ID PTFE tubing with PEEK collapsible ferrules  
<sup>2</sup>Tested with isopropanol using 1/8" OD x 0.75 mm ID PTFE tubing with CTFE collapsible ferrules

**Note**

Complete versions are supplied with PPS flangeless nuts and CTFE ferrules for 1/8" OD tubing

**Tech Tip**

VICI Jour Micro Valves have 1/4"-28 flat bottom ports

All of our three different sealing options (collapsible ferrule, inverted ferrule or flanged with washer) can be used (see pages 59–64)

To avoid diffusion of gases in your solvent line use our Impermeable tubing on page 27

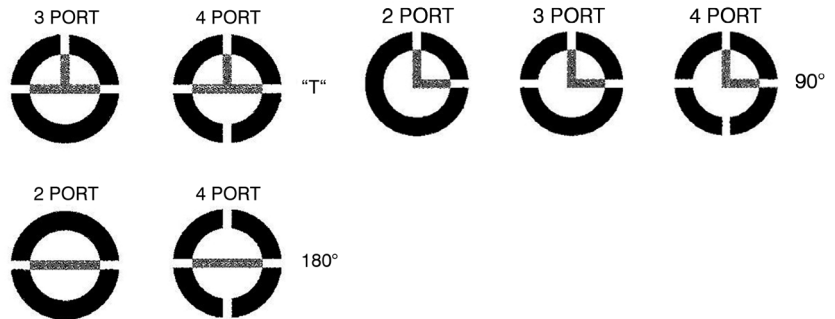
**Micro Valves for GC and LC**

**NEW**

- Compact 1" design
- Biocompatible and inert
- Convenient panel mount, hole diameter 8 mm (0.3125")

VICI Jour Micro Valves are the ideal tools for flow selection. The valves are mountable and are pre-fitted with the VICI Jour

PPS, flangeless 1/4"-28 fittings and CTFE collapsible ferrules for 1/8" OD tubing.



**Micro Valves**

Part No.	Description
JR-660100	Valve, 3-port, manual, "T-flow", complete
JR-660110	Valve, 4-port, manual, "T-flow", complete
JR-660200	Valve, 2-port, manual, "180°", complete
JR-660210	Valve, 4-port, manual, "180°", complete
JR-660300	Valve, 2-port, manual, "90°", complete
JR-660310	Valve, 3-port, manual, "90°", complete
JR-660320	Valve, 4-port, manual, "90°", complete

**Spare Parts**

Part No.	Description	Qty/pkg
JR-55071-10	Nut, PPS, flangeless 1/8", 1/4"-28	10
JR-CFL-CB2KF	Ferrule, CTFE, collapsible, 1/8"	10
JR-55050-10	Nut, PPS, for collapsible ferrule, 1/16", 1/4"-28	10
JR-CFL-CB1PK	Ferrule, PEEK, collapsible, 1/16"	10

Color-Sleeves – fingertight adapters: see page 61.


## Peristaltic Tubing Adapter Set

### Peristaltic Tubing Adapter Set

- For connecting soft tubing to PTFE & PTFE like tubing
- Works with peristaltic tubing up to 4.50 mm OD
- For 1/16" and 1/8" PTFE & PTFE like tubing
- Biocompatible
- Low dead volume

The "One-Fits-All" set consists of everything to connect 1/16" or 1/8" OD PTFE & PTFE like tubing to soft tubing like silicone up to 4.50 mm OD. The adapter

comes with three different bushings (for the different soft tubing ODs) and two fittings/ferrules (one each for 1/16" and 1/8" OD tubing).



### Peristaltic Tubing Adapter Set

Part No.	Description
JR-PTAS	Adapter, PEEK, for Peristaltic to PTFE tubing connections, complete

#### Specs

##### Material

Body and Bushings: PEEK  
Fittings: PPS  
Ferrules: ETFE

##### Dimensions

Bore: 0.50 mm  
Length: 28 mm  
(without fitting)  
Diameter: 12 mm

##### Threads

Barbed to 1/4"-28

##### Tech Tip

The set is equipped with fittings and ferrules for inverted ferrule connections. The adapter also works with our other sealing options (see page 59–60)


















Low-Pressure Polypropylene Adapters

SPECS

Material  
Polypropylene

Low-Pressure Polypropylene Adapters

Low-Pressures Polypropylene Adapters

Part No.	Description		Qty/pkg
JR-070211-10	Adapter, PP, male Luer to 1/16" barbed		10
JR-070212-10	Adapter, PP, male Luer to 3/32" barbed		10
JR-070213-10	Adapter, PP, male Luer to 1/8" barbed		10
JR-070111-10	Adapter, PP, female Luer to 1/16" barbed		10
JR-070112-10	Adapter, PP, female Luer to 3/32" barbed		10
JR-070113-10	Adapter, PP, female Luer to 1/8" barbed		10
JR-070101-10	Adapter, PP, female to female Luer		10
JR-070124-10	Adapter, PP, female Luer to 10-32 male		10
JR-070123-10	Adapter, PP, female Luer to 1/4"-28 male		10
JR-071123-10	Adapter, PP, 1/4"-28 male to 1/16" barbed		10
JR-071323-10	Adapter, PP, 1/4"-28 male to 1/8" barbed		10
JR-072350-10	Adapter, PP, plug 1/4" -28 male		10
JR-071124-10	Adapter, PP, 10-32 male to 1/16" barbed		10
JR-071324-10	Adapter, PP, 10-32 male to 1/8" barbed		10
JR-072450-10	Adapter, PP, plug 10-32 male		10
JR-070224-10	Adapter, PP, male Luer to 10-32 male		10
JR-070225-10	Adapter, PP, male Luer to 1/4"-28 female		10



### INDEX

---

Last Drop Mobile Phase Filter	75
Last Drop Filter/Spargers	76
Last Drop Mobile Phase Glass Filter, biocompatible, high flowrate	77
Economy Last Drop Mobile Phase Filters	78
No-Met Biocompatible Mobile Phase Filter	79
SS Mobile Phase Filters & Helium Spargers	80
In-Line Low Pressure Filter Cartridges	81
PEEK In-Line Filter Kit – High Pressure	82
PEEK Pre-Column Filter Kit – High Pressure	83
Sure-Guard	84
SS Ultra-High-Pressure In-Line Filter	85

#### Disclaimer

The maximum holding pressure for any type of connection involving tubing and a ferrule, varies considerably with the tubing material, the ferrule material, the clearance between tubing OD and ferrule ID and the shape of the fitting detail.

**SPECS**

**Materials**


Body: PTFE  
 Frits: PTFE, SS316  
 (see chart)  
 Stepped: PEEK  
 Fitting: PEEK  
 Ferrule: ETFE

**Dimensions**

Fitting: 1/4"-28 for 1/8" OD tubing  
 Stepped: for 1.5, 2.2 and 3.5 mm ID tubing.  
 Others: see illustration

**Spares & Tools**

For spare parts see page 76



**Last Drop Mobile Phase Filter**

- No loss of mobile phase
- Biocompatible PTFE frits or SS frits
- Three different porosities
- Two connector types

The Last Drop Mobile Phase Filter utilizes a flat filter element which sits parallel to the bottom of the reservoir. This design allows the filter to draw all but the last 2 % of the mobile phase from the reservoir without drawing air into the system. Conventional cylindrical mobile phase filters

begin to draw air into the system when less than 10 % of the solvent remains in the reservoir. We recommend the metal free PTFE version for sensitive biochromatography applications where metal surfaces may corrode or interact with samples.

**Last Drop Mobile Phase Filters**

Part No.	Description	max. flow rate*
JR-9000-0520	Filter, PTFE, Last Drop 2.5 μm, stepped tubing connector	1.2 ml/min
JR-9000-0520F	Filter, PTFE, Last Drop 2.5 μm, fitting connector	1.2 ml/min
JR-9000-0521	Filter, PTFE, Last Drop 5 μm, stepped tubing connector	2.6 ml/min
JR-9000-0521F	Filter, PTFE, Last Drop 5 μm, fitting connector	2.6 ml/min
JR-9000-0522	Filter, PTFE, Last Drop 10 μm, stepped tubing connector	3.5 ml/min
JR-9000-0522F	Filter, PTFE, Last Drop 10 μm, fitting connector	3.5 ml/min
JR-9000-0522H	Filter, PTFE, hydrophobic, Last Drop 10 μm, stepped tubing connector	11 ml/min
JR-9000-0522HF	Filter, PTFE, hydrophobic, Last Drop 10 μm, fitting tubing connector	11 ml/min
JR-9000-0530	Filter, SS, Last Drop 2 μm, stepped tubing connector	28 ml/min
JR-9000-0530F	Filter, SS, Last Drop 2 μm, fitting connector	28 ml/min
JR-9000-0531	Filter, SS, Last Drop 5 μm, stepped tubing connector	30 ml/min
JR-9000-0531F	Filter, SS, Last Drop 5 μm, fitting tubing connector	30 ml/min
JR-9000-0532	Filter, SS, Last Drop 10 μm, stepped tubing connector	30 ml/min
JR-9000-0532F	Filter, SS, Last Drop 10 μm, fitting connector	30 ml/min

**NEW**

\* flowrate measured with methanol/water (1:1), ultrasonic degassing, helium sparging to prevent regassing


## Last Drop Filter/Spargers

### Last Drop Filter/Spargers

- Parallel filtering and sparging
- Biocompatible PTFE frits or SS frits
- Three different porosities

This Filter/Sparger filter combines filtration and sparging in one single unit. The PTFE housing contains, a mobile phase filter, either a stainless steel or a PTFE fil-

ter element. The PEEK stepped connector is for connecting the solvent line, nut and ferrule for the sparging line.



### SPECS

#### Materials

Body: PTFE  
Frits: PTFE, SS316  
(see chart)  
Stepped: PEEK  
Fitting: PEEK  
Ferrule: ETFE

#### Dimensions

Fitting: 1/4"-28 for 1/8" OD tubing  
Stepped: for 1.5, 2.2 and 3.5 mm ID tubing.  
Others: see illustration

#### Tech Tip

We recommend our Impermeable tubing to prevent "regassing" of helium degassed solvents (see page 27)

### Last Drop Filter/Spargers

Part No.	Description	max. flow rate*
JR-9000-0602	Filter/Sparger, PTFE, Last Drop 2.5 $\mu\text{m}$ filter, 10 $\mu\text{m}$ sparger	1.2 ml/min
JR-9000-0603	Filter/Sparger, PTFE, Last Drop 5 $\mu\text{m}$ filter, 10 $\mu\text{m}$ sparger	2.6 ml/min
JR-9000-0604	Filter/Sparger, PTFE, Last Drop 10 $\mu\text{m}$ filter, 10 $\mu\text{m}$ sparger	3.5 ml/min
JR-9000-0604H	Filter/Sparger, PTFE, hydrophobic, Last Drop 10 $\mu\text{m}$ filter, 10 $\mu\text{m}$ sparger <b>NEW</b>	11 ml/min
JR-9000-0640	Filter/Sparger, SS, Last Drop 2 $\mu\text{m}$ filter, 10 $\mu\text{m}$ sparger	30 ml/min
JR-9000-0641	Filter/Sparger, SS, Last Drop 5 $\mu\text{m}$ filter, 10 $\mu\text{m}$ sparger	30 ml/min
JR-9000-0642	Filter/Sparger, SS, Last Drop 10 $\mu\text{m}$ filter, 10 $\mu\text{m}$ sparger	30 ml/min

\* flowrate measured with methanol/water (1:1), ultrasonic degassing, helium sparking to prevent regassing

### Spare Parts

Part No.	Description	Qty/pkg
JR-20116-10	Nut, PEEK, flangeless, 1/8", natural	10
JR-051-10	Ferrule, ETFE, 1/8"	10
JR-8000-0485	Stepped Adapter, PEEK, universal	1

Last Drop Mobile Phase Glass Filter, biocompatible, high flowrate

Specs

Materials

Body: glass  
Frit: ceramic  
Connector: PTFE

Dimensions

Connector for 1/8" tubing  
Others: see illustration


Last Drop Mobile Phase Glass Filter, biocompatible, high flowrate

NEW

- The solution for biocompatibility and high flowrates
- Easy pushing tubing connection

Due to the ceramic frit, the flowrate can be much higher than the PTFE biocompatible mobile phase filters.

The feet of glass allow withdraw nearly all of the mobile phase. Less than 2 % is left in the bottle.



Last Drop Mobile Phase Glass Filter, biocompatible, high flowrate

Part No.	Description	max. flow rate*
JR-9000-0520G	Glassfilter, ceramic, Last Drop, 2 $\mu$ m, incl. 1/8" tubing connector JR-9000-0520GC	30 ml/min
JR-9000-0526G	Glassfilter, glass-frit, Last Drop, 10-16 $\mu$ m, incl. 1/8" tubing connector JR-9000-0525GC	n.a.**
JR-9000-0528G	Glassfilter, glass-frit, Last Drop, 40-100 $\mu$ m, incl. 1/8" tubing connector JR-9000-0525GC	n.a.**

\* flowrate measured with methanol/water (1:1), ultrasonic degassing, helium sparging to prevent regassing

\*\* flowrate test running, when catalog was printed

Spare Parts

Part No.	Description	Qty/pkg
JR-9000-0520GC	Connector, PTFE, 6.35 mm, for 1/8" tubing	1
JR-9000-0525GC	Connector, PTFE, 6.8 mm, for 1/8" tubing	1

## Economy Last Drop Mobile Phase Filters

### Economy Last Drop Mobile Phase Filters

- Very competitively priced
- Biocompatible PTFE frits or SS frits
- Three different porosities
- Two diameters

We can offer Economy Mobile Phase Filters in 2 sizes, depending upon the dimension of the bottleneck. The filter body

is made of PTFE which has been specially selected to be resistant against virtually all common mobile phases.



#### SPECS

**Material**  
Body: PTFE  
Frits: PTFE/SS316  
(see chart)

**Dimension**  
For 1/8" OD tubing  
Others: see illustration

**Tech Tip**  
Easy to replace – easy to clean – use ultrasound or replace with new

We recommend our tubing  
JR-T-4003-M3 (1/8" OD x 1.59 mm ID) or  
JR-T-6800-M3 (1/8" OD x 1.59 mm ID) for connecting the filter  
(see page 24–25)

### Economy Last Drop Mobile Phase Filter

Part No.	Description	max. flow rate*
JR-4676-2.5TF	Filter, PTFE, Economy mobile phase 2,5 $\mu\text{m}$ , OD 19 mm	1.2 ml/min
JR-4676-5TF	Filter, PTFE, Economy mobile phase 5 $\mu\text{m}$ , OD 19 mm	2.6 ml/min
JR-4676-10TF	Filter, PTFE, Economy mobile phase 10 $\mu\text{m}$ , OD 19 mm	3.5 ml/min
JR-4677-2.5TF	Filter, PTFE, Economy mobile phase 2,5 $\mu\text{m}$ , OD 22 mm	1.2 ml/min
JR-4677-5TF	Filter, PTFE, Economy mobile phase 5 $\mu\text{m}$ , OD 22 mm	2.6 ml/min
JR-4677-10TF	Filter, PTFE, Economy mobile phase 10 $\mu\text{m}$ , OD 22 mm	3.5 ml/min
JR-4676-2	Filter, SS, Economy mobile phase 2 $\mu\text{m}$ , OD 19 mm	30 ml/min
JR-4676-10	Filter, SS, Economy mobile phase 10 $\mu\text{m}$ , OD 19 mm	30 ml/min
JR-4677-2	Filter, SS, Economy mobile phase 2 $\mu\text{m}$ , OD 22 mm	30 ml/min
JR-4677-10	Filter, SS, Economy mobile phase 10 $\mu\text{m}$ , OD 22 mm	30 ml/min

\* flowrate measured with methanol/water (1:1), ultrasonic degassed, helium sparging to prevent regassing



No-Met Biocompatible Mobile Phase Filter

SPECS

Material

Body: Polyethylene/PTFE (see chart)  
 Adapter: PEEK  
 Fitting: PEEK  
 Ferrule: ETFE

Dimension

See illustration

Tech Tip

The Polyethylene filter is hydrophobic, therefore it may initially require some priming with methanol or acetonitrile

We recommend our tubing JR-T-4003-M3 (1/8" OD x 1.59 mm ID) or JR-T-6800-M3 (1/8" OD x 1.59 mm ID) for connecting the filter (see page 24–25)

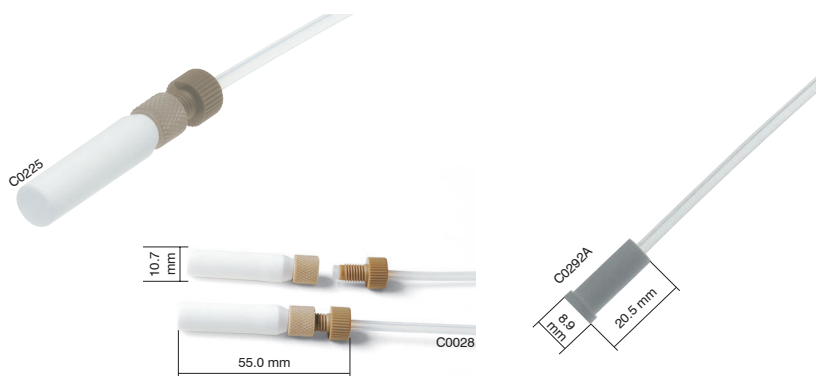
No-Met Biocompatible Mobile Phase Filter

- Very competitively priced
- Inert and biocompatible
- Replacement filters
- Also recommended for IC

Stainless steel is not an acceptable material for a growing number of applications involving the separation of labile macro biomolecules. It is of great importance that all of the biological activity of the samples is retained and that the biological specificity remains unchanged. High salt buffer concentrations can corrode stainless steel and the metal ions released from these filters may react with

the biomolecules of interest or even contaminate the eluents in Ion chromatography.

The No-met filters are designed from inert polymeric components, which effectively eliminate metal contamination of the fluid path. The economy version can be easily slipped over 1/8" OD tubing, no fitting required.



No-Met Mobile Phase Filter

Part No.	Description	max. flow rate*
JR-32171	Filter, PTFE, mobile phase No-Met 5 µm, 1/8"	2.2 ml/min
JR-32172	Filter, PTFE, mobile phase replacement No-Met 5 µm	2.2 ml/min
JR-32178	Filter, PE, mobile phase No-Met < 20 µm, 1/8"	500 ml/min
JR-32179	Filter, PE, mobile phase replacement No-Met < 20 µm	500 ml/min
JR-32174	Filter, PE, Economy No-Met 5 µm, 1/8"	300 ml/min

\* flowrate measured with methanol/water (1:1), ultrasonic degassed, helium sparging to prevent regassing


## SS Mobile Phase Filters & Helium Spargers

### SS Mobile Phase Filters & Helium Spargers

- Ideal for helium sparging
- Three different porosities
- Fitting and pipe connectors

VICI Jour Mobile Phase Filters protect HPLC systems from small particles in the mobile phase. These filters are made from SS316 with PEEK or PTFE connectors and are suitable for most solvents. The complete line has versions for both analytical and preparative applications.

VICI Jour Helium Spargers (2 µm versions) offer an inexpensive way to prepare and maintain mobile phases free of dissolved gases. Connected to a regulated supply of Helium gas (0–400 mL/min.) they effectively remove dissolved oxygen, nitrogen and other atmospheric gases from the mobile phase.



#### SPECS

##### Material

Body: SS316  
 Pipe: SS316  
 Pipe Adapter: PTFE  
 Fitting Adapter: PEEK  
 Fittings: PEEK  
 Ferrules: ETFE

##### Dimension

See illustration

##### Tech Tip

We recommend our Impermeable tubing to prevent “regassing” of helium degassed solvents (see page 27)

### Mobile Phase Filters & Helium Spargers

Part No.	Drawing	Porosity	Fitting/Pipe OD	max. flow rate*
JR-3675-2	A	2 µm	1/8" Pipe OD	95 mL/min
JR-367008-2	B	2 µm	1/8" Fitting ID	35 mL/min
JR-367008-10	B	10 µm	1/8" Fitting ID	100 mL/min
JR-367008-20	B	20 µm	1/8" Fitting ID	120 mL/min
JR-367016-2	C	2 µm	1/16" Fitting ID	35 mL/min
JR-367016-10	C	10 µm	1/16" Fitting ID	35 mL/min
JR-367016-20	C	20 µm	1/16" Fitting ID	35 mL/min
JR-3678-2	D	2 µm	1/8" Pipe OD	50 mL/min
JR-3678-25	D	25 µm	1/8" Pipe OD	100 mL/min

\* flowrate measured with methanol/water (1:1), ultrasonic degassed, helium sparging to prevent regassing

In-Line Low Pressure Filter Cartridges

SPECS

**Material**

Cartridge: PTFE/CTFE  
Filter Screen: SS316

**Dimensions**

For all 1/4"-28 fitting details  
OD: 5.20 mm  
Thickness: 2.03 mm  
Bore: 0.8 mm  
Filter Surface Diameter  
2 mm

**Tolerances**

+/- 0.05 mm (.002")

**Tech Tip**

We recommend using these Filter Cartridges in combination with the VICI Unions on page 65

They fit as well in any other LP solvent line connector like our Tees, Crosses & Manifolds on page 68-70 or our VICI Micro Valves on page 71

**In-Line Low Pressure Filter Cartridges**

- Easy to replace
- Compact design
- Fits All 1/4"-28 fitting details
- Three different porosities

These filters are convenient since they can be simply dropped into any 1/4"-28 fitting detail. Therefore, all LP solvent line connectors like unions, tees, crosses etc. can be used as cartridge holder. The filter

is made of a stainless steel screen pressed in an inert cartridge. The inner design of the cartridge ensures the equal distribution of the solvent to the screen. (Nut and union shown not included)



**In-Line Low/Medium Pressure Filter for LC**

Part No.	Description	Qty/pkg	max. flow rate*
JR-CFE-S2-5	In-Line Filter Cartridge, 2 μm	5	30 ml/min
JR-CFE-S10-5	In-Line Filter Cartridge, 10 μm	5	30 ml/min
JR-CFE-S75-5	In-Line Filter Cartridge, 75 μm	5	30 ml/min

\* flowrate measured with methanol/water (1:1), ultrasonic degassed, helium sparging to prevent regassing

## PEEK In-Line Filter Kit – High Pressure

### PEEK In-Line Filter Kit – High Pressure

- 100 % biocompatible
- Minimal hold-up volume
- Metal free PE-frits and biocompatible Ti-frits
- Different porosities

The VICI Jour In-Line Filter traps fines and other particles from samples and mobile phases before they damage valuable instruments and columns.

This design is made entirely of PEEK for biocompatibility and chemical resist-

ance. Titanium or polyethylene filter elements are used for complete biocompatibility. The design has virtually no hold-up volume and can be used in analytical applications with virtually no band broadening or loss of efficiency.



### In-Line Filter Kit – High Pressure

Part No.	Description	Internal Volume $\mu\text{L}^*$	max.flow rate**
JR-68257PE	Filter, PEEK, In-Line, PE frit PEEK-encased 10 $\mu\text{m}$	13.9	30 ml/min
JR-68253	Filter, PEEK, In-Line, Ti frit PEEK-encased 2 $\mu\text{m}$	11.85	30 ml/min
JR-68247	Filter, PEEK, In-Line, Ti frit PEEK-encased 0.5 $\mu\text{m}$	9.50	25 ml/min
JR-68257	Filter, PEEK, In-Line, Ti frit PEEK-encased 10 $\mu\text{m}$	13.2	30 ml/min

\* The internal volume is the total flushed volume between the ends of the connecting tubes, including the frit volume

\*\* flowrate measured with methanol/water (1:1), ultrasonic degassed, helium sparging to prevent regassing

### Replacement Frits

Part No.	Description	Internal Volume $\mu\text{L}^*$	Qty/pkg
JR-1151-10P-5	Frit, PE, PEEK-encased 10 $\mu\text{m}$	11.31	5
JR-1125-05P-5	Frit, Ti, PEEK-encased 0.5 $\mu\text{m}$	6.87	5
JR-1125-2P-5	Frit, Ti, PEEK-encased 2 $\mu\text{m}$	9.24	5
JR-1125-10P-5	Frit, Ti, PEEK-encased 10 $\mu\text{m}$	10.56	5

### SPECS

#### Material

Body: PEEK  
Frit: Titanium, polyethylene

#### Dimensions

Bore 0.25mm / 0.4mm  
See illustration

#### Threads

10-32 female

#### Pressure rating

< 350 bar (< 5000 psi)

#### Tech Tip

We recommend 2  $\mu\text{m}$  frits for columns with 5  $\mu\text{m}$  or larger particles and 0.5  $\mu\text{m}$  frits for smaller particles

Calculation of frit volume: see Tech Info on page 121

#### Note

PE frits for single use only

PEEK Pre-Column Filter Kit – High Pressure

SPECS

Material

Body: PEEK  
Frit: Titanium, polyethylene

Dimensions

Bore 0.25 mm / 0.4 mm  
See illustration

Threads

10-32 female to 10-32 male

Pressure rating

< 350 bar (< 5000 psi)

Tech Tip

We recommend 2 µm frits for columns with 5 µm or larger particles and 0.5 µm frits for smaller particles

Calculation of frit volume: see Tech Info on page 121

Note


PE frits for single use only

PEEK Pre-Column Filter Kit – High Pressure

- 100% biocompatible
- Minimal hold-up volume
- Metal free PE-frits and biocompatible Ti-frits
- Different porosities

The VICI Jour Pre-Column Filter Kit has a standard 10-32 fitting and fits direct to most column types without introducing an additional dead volume.

The Filter Kit protects expensive columns against fine particles, which may otherwise accumulate on the column frit, leading to split peaks and high backpressure.



PEEK Pre-Column Filter Kit – High Pressure

Part No.	Description	Internal volume µL*	max. flow rate**
JR-68264PE	Filter, PEEK, pre-column, PE frit PEEK-encased 10 µm	15.9	30 ml/min
JR-68258	Filter, PEEK, pre-column, Ti frit PEEK-encased 0.5 µm	11.5	30 ml/min
JR-68262	Filter, PEEK, pre-column, Ti frit PEEK-encased 2 µm	13.85	30 ml/min
JR-68264	Filter, PEEK, pre-column, Ti frit PEEK-encased 10 µm	15.2	30 ml/min

\* The internal volume is the hold-up volume between the end of the connecting tube and the filter 10-32 connector outlet, including the frit volume

\*\* flowrate measured with methanol/water (1:1), ultrasonic degassed, helium sparging to prevent regassing

Replacement Frits

Part No.	Description	Internal volume µL*	Qty/pkg
JR-1151-10P-5	Frit, PE, PEEK-encased 10 µm	11.31	5
JR-1125-05P-5	Frit, Ti, PEEK-encased 0.5 µm	6.87	5
JR-1125-2P-5	Frit, Ti, PEEK-encased 2 µm	9.24	5
JR-1125-10P-5	Frit, Ti, PEEK-encased 10 µm	10.56	5


## Sure-Guard

### Sure-Guard

- Minimized hold-up volume
- Disposable filter guard
- Ti-(biocompatible) and SS-frits
- Two different porosities

The VICI Jour Sure-Guard disposable In-Line filter offers an easy and inexpensive way of protecting valuable columns against fines and particles. It is easily

connected directly to any column with an inlet for 1/16" OD tubes and 10-32 threads. The VICI Jour Sure-Guard can be changed in seconds without tools.



### Sure-Guard

Part No.	Description	Frit vol. $\mu\text{L}^*$	Qty/pkg	max. flow rate**
JR-0611-SS05-3	Sure-Guard, disposable In-Line filter, SS frit $0.5 \mu\text{m}$	0.45	3	30 ml/min
JR-0611-SS2-3	Sure-Guard, disposable In-Line filter, SS frit $2 \mu\text{m}$	0.61	3	30 ml/min
JR-0611-TI05-3	Sure-Guard, disposable In-Line filter, Ti frit $0.5 \mu\text{m}$	0.45	3	30 ml/min
JR-0611-TI2-3	Sure-Guard, disposable In-Line filter, Ti frit $2 \mu\text{m}$	0.61	3	30 ml/min

\* The internal volume is the total flushed volume between the ends of the connecting tubes, including the frit volume

\*\* flowrate measured with methanol/water (1:1), ultrasonic degassed, helium sparging to prevent regassing

### SPECS

#### Material

Body: PEEK  
Filter: SS316, Titanium  
(see chart)

#### Dimensions

Bore 0.4 mm  
See illustration

#### Threads

10-32 female to 10-32 male

#### Pressure rating

< 350 bar (< 5000 psi)

#### Tech Tip

We recommend  $2 \mu\text{m}$  frits for columns with  $5 \mu\text{m}$  or larger particles and  $0.5 \mu\text{m}$  frits for smaller particles

#### Spares & Tools

We recommend our Dual Layer or striped PEEK tubing for easy identification. (see page 6-10)

Calculation of frit volume: see Tech Info on page 121

SS Ultra-High-Pressure In-Line Filter

SPECS

**Material**  
Body: SS316,  
Frit: PEEK encased SS316

**Dimensions**  
Bores: see chart  
Others: see illustrations

**Filter Dimensions**  
See page 98

**Threads**  
10-32 female to 10-32 female

**Tolerances**  
+/- 0.05 mm (.002")

**Pressure rating**  
≤ 1000 bar (≤ 14500 psi)

**Tech Tip**  
We recommend 2 μm frits for columns with 5 μm or larger particles and 0.5 μm frits for smaller particles

Calculation of frit volume: see Tech Info on page 121

SS Ultra-High-Pressure In-Line Filter

UHPLC

- Qualified for UHPLC
- Minimized hold-up volume
- Ultra-High-pressure applications up to 1000 bar (14500 psi)
- Two different bores for analytical up to semi prep-flow rates
- Three different porosities

The VICI Jour SS In-Line Filter has virtually no hold-up volume and can be used in various applications without significant band broadening or loss of efficiency. The 0.25 mm bore versions are intended for analytical use between autosampler / injection valve and column. The 0.75 mm

bore versions are suitable for higher flow rates in semi prep systems or for solvent supply from pump to autosampler. With minimal dead volume and available frit porosities of 0.5, 2 or 5 μm these in-line filters are the ideal column protectors.




SS High-Pressure In-Line Filter

Part No.	Description	Internal Volume μL*
JR-68230-05	Filter, SS, In-Line, 0.25 mm bore, SS 0.5 μm	0.2
JR-68230-2	Filter, SS, In-Line, 0.25 mm bore, SS 2 μm	0.3
JR-68230-5	Filter, SS, In-Line, 0.25 mm bore, SS 5 μm	0.3
JR-68231-05	Filter, SS, In-Line, 0.75 mm bore, SS 0.5 μm	1.7
JR-68231-2	Filter, SS, In-Line, 0.75 mm bore, SS 2 μm	1.9
JR-68231-5	Filter, SS, In-Line, 0.75 mm bore, SS 5 μm	1.9

\* The internal volume is the flushed volume between the ends of the connecting tubes, including the frit volume

Replacement Frits

Part No.	Description	Frit volume μL	Qty/pkg
JR-1110-05P-5	Frit, SS, PEEK-encased 0.5 μm, for P/N 68230 series	0.13	5
JR-1110-2P-5	Frit, SS, PEEK-encased 2 μm, for P/N 68230 series	0.18	5
JR-1110-5P-5	Frit, SS, PEEK-encased 5 μm, for P/N 68230 series	0.20	5
JR-1111-05P-5	Frit, SS, PEEK-encased 0.5 μm, for P/N 68231 series	0.55	5
JR-1111-2P-5	Frit, SS, PEEK-encased 2 μm, for P/N 68231 series	0.74	5
JR-1111-5P-5	Frit, SS, PEEK-encased 5 μm, for P/N 68231 series	0.80	5



## INDEX

---

VICI Safety Products	87
VICI Safety Exhaust Filter	88
VICI Safety Air Inlet Filter	90
VICI Safety Caps	91
VICI Caps	92
Safety-Coated Glass Bottles	93
Eco-Cap	94
SolviFlex	95

### Disclaimer

The maximum holding pressure for any type of connection involving tubing and a ferrule, varies considerably with the tubing material, the ferrule material, the clearance between tubing OD and ferrule ID and the shape of the fitting detail.



VICI Safety Products **NEW**

VICI strives to provide customers with the best solutions for their problems to make the work better and/or easier, with respect to environment and health.

The benefits of the new VICI Jour Safety products are:

- **Saving costs of solvents**
- **Avoiding hazardous air in the laboratories**
- **Increasing reproducibility of chromatographic analyses**

For that reason VICI Jour developed:

- The VICI Safety Exhaust Filter
- The VICI Safety Air Inlet Filter
- The VICI Safety Caps



## VICI Safety Exhaust Filter

### VICI Safety Exhaust Filter **NEW**

#### CLEAN LAB AIR WITH THE VICI JOUR SAFETY EXHAUST FILTER

– Universal 1/4"-28 UNF thread

The VICI Safety Exhaust filter is the centre of our Safety program.

The VICI Safety Exhaust Filter is a very competitively priced filter which can be placed on the waste bottle of a HPLC system. The specially treated absorbent filters out nearly all organic solvent vapor evaporating out of the waste solution.

The absorbent has an excellent capacity, is reflecting in a long lifetime of up to 8 months.

The VICI Safety Exhaust Filter can be used either with one of the VICI caps or with one of the VICI Safety Caps. The filter is screwed easily into one of the ports in the insert. The EPDM rubber O-ring seals between the filter and the insert.

#### Function:

As the bottle fills with waste liquids (e.g. a HPLC-system) the pressure inside will increase. To compensate for this pressure difference, air and solvent vapor will pass through the filter. The absorbent in the filter will remove the volatile vapor preventing it reaching the laboratory air.

Without the VICI Safety Exhaust Filter, the solvent vapor would come into the ambient air.

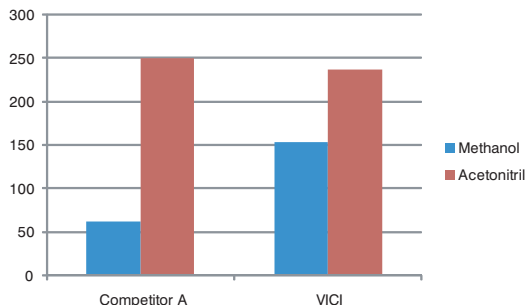
Solvent vapors in the ambient air can adversely affect the health of the lab-workers.

#### SPECS

##### Materials

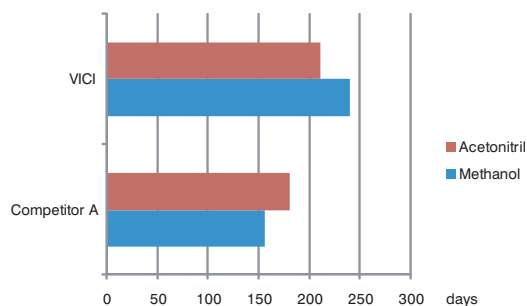
Polyacetal (POM)  
(housing)  
Polyethylene (frits)  
Absorbent (Carbon,  
special treated)  
NBR NT 70.11 (O-ring)

#### Filter capacity mg/g absorbent



Capacity of absorbent of different suppliers for most common used organic solvents in HPLC.

**Filter life-time\* (d)**



\*calculated, based on results of our tests

The VICI Safety Exhaust Filter can be used with all VICI and all VICI Safety Caps.



**Safety Exhaust Filter**

Part No.	Description
JR-S-20002	Safety Exhaust Filter

**Adapter**

Part No.	Description
JR-S-40004	Adapter connecting JR-S-20002 in SCAT® Caps

## VICI Safety Air Inlet Filter

### VICI Safety Air Inlet Filter **NEW**

- Stabilize the composition of your mobile phases
- Prevent organic solvent vaporizing into the ambient air
- With 0.2  $\mu\text{m}$  filter to keep the mobile phase clean

The VICI Air Inlet Filter is used in combination with a VICI Safety Cap or VICI Cap used for solvent delivery.

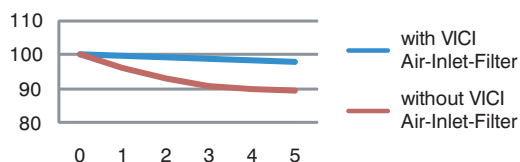
A stable mobile phase is necessary for stable and reproducible analysis.

#### Function:

In operation the check valve remains closed until a certain vacuum is reached

due to the delivery of the mobile phase. Then the check valve opens to allow the pressure in the bottle to equalize. After equalizing the pressure the valve closes again.

The Air Inlet Filter is delivered with a 0.2  $\mu\text{m}$  filter to prevent bacterial contamination of the mobile phase.



Changing of the composition of a Standard HPLC mobile phase



To guarantee correct operation of the checkvalve it is recommended that the Safety Air Inlet Filter is replaced every 7 months.

#### Safety Air Inlet Filter

Part No.	Description
JR-S-20003	Safety Air Inlet Filter, complete

#### Safety Outlet Filter

The VICI Safety Outlet Filter is dedicated for regulating the pressure during helium sparging.

Part No.	Description
JR-S-20004	Safety Outlet Filter, complete, for helium sparging

#### SPECS

##### Special Info

The Air Inlet Filter is not suitable when helium sparging is used

“Re-gassing” is prevented by the PFA tubing which is less permeable as PTFE

If you are not satisfied with the permeability of PFA tubing, we recommend the use of Impermeable tubing (see page 18)

## SPECS

### Material

Cap: Polypropylene  
 Pouring Ring:  
 Polypropylene  
 Insert: PTFE  
 Nuts: PPS  
 Ferrules: ETFE  
 Tubing: PFA  
 Mobile phase filter: PE  
 Bottles: borosilicate 3.3,  
 safety coated  
 Stopcock-rotor: CTFE

### Threads

1/4"-28

### Pressure rating

5 bar (73 psi)

## VICI Safety Caps **NEW**

- Ideal configuration for delivery of mobile phase or collection of waste LC solutions
- Built-in stopcocks for easy interruption of the fluid-stream when removing tubing
- Three different caps available

The VICI Safety Caps are delivered with stopcocks to easily cut off the liquid stream and with colored fittings for easy identification of the different streams.

The VICI Safety Caps contain all the parts necessary to configure your LC solvent system and are compatible with all standard GL45 thread bottles. The PTFE insert has 2, 3, or 4 ports 1/4"-28.

The bore size in the insert is 1.3 mm, so a 1/16" tubing can be mount easily.

All the nuts and ferrules (1 set of 1/16" and up to 3 sets of 1/8") and Color-Sleeve-Fingertight adapters are delivered with the Safety Cap.

The Safety Cap Kits are delivered with a Safety Bottle (1 or 2 liter), tubing (PFA for less re-gassing of the mobile phase) and mobile phase filters (No-Met 5  $\mu$ m PE), so only 1 part number has to be ordered.



### VICI Safety Caps

Part No.	Description
JR-S-11011	VICI Safety Cap GL45, 2 ports, complete
JR-S-11012	VICI Safety Cap GL45, 3 ports, complete
JR-S-11013	VICI Safety Cap GL45, 4 ports, complete

### VICI Safety Cap Kits

Part No.	Description
JR-S-11111	VICI Safety Cap GL45, 2 ports, incl. 1L Safety Coated Bottle
JR-S-11112	VICI Safety Cap GL45, 3 ports, incl. 1L Safety Coated Bottle
JR-S-11113	VICI Safety Cap GL45, 4 ports, incl. 1L Safety Coated Bottle
JR-S-11211	VICI Safety Cap GL45, 2 ports, incl. 2L Safety Coated Bottle
JR-S-11212	VICI Safety Cap GL45, 3 ports, incl. 2L Safety Coated Bottle
JR-S-11213	VICI Safety Cap GL45, 4 ports, incl. 2L Safety Coated Bottle

### Spare Parts

Part No.	Description
JR-55070-10	Nut, PPS, flangeless 1/16", 10 pcs
JR-55071-10	Nut, PPS, flangeless 1/8", 10 pcs
JR-041-10	Ferrule, ETFE, 1/16", 10 pcs
JR-051-10	Ferrule, ETFE, 1/8", 10 pcs
JR-T-4003-M3	PFA Tubing, 1/8" x 1/16", 3m
JR-9000-0005	Bottle, glass, safety-coated 1L with solid cap
JR-9000-0010	Bottle, glass, safety-coated 2L with solid cap
JR-32174	Filter, PE, Economy No-Met 5 $\mu$ m, 1/8"
JR-409	Plug, PEEK, 1/4"-28

For Color-Sleeve-Fingertight adapter see page 61.

For other polymeric tubing see page 16-27.

For other bottle sizes see page 93.

For other mobile phase filter see page 75-80.

## VICI Caps

### VICI Caps

**NEW**

Based on the very popular VICI Cap, VICI now offers also caps with 2 and 4 ports. The VICI Caps Kits are delivered with a Safety Bottle (1 or 2 liter), tubing (PFA for

less re-gassing of the mobile phase) and mobile phase filters (No-Met, 5  $\mu\text{m}$  PE), so only 1 part number has to be ordered.



### SPECS

#### Material

Cap: Polypropylene  
 Pouring Ring: Polypropylene  
 Insert: PTFE  
 Nuts: PPS  
 Ferrules: ETFE  
 Tubing: PFA  
 Mobile phase filter: PE  
 Bottles: borosilicate 3.3, safety coated

#### Threads

1/4"-28

### VICI Caps

Part No.	Description
JR-S-11001	VICI Cap GL45, 2 ports, complete
JR-S-11002	VICI Cap GL45, 3 ports, complete
JR-S-11003	VICI Cap GL45, 4 ports, complete

### VICI Cap Kits

Part No.	Description
JR-S-11101	VICI Cap GL45, 2 ports, incl. 1L Safety Coated Bottle
JR-S-11102	VICI Cap GL45, 3 ports, incl. 1L Safety Coated Bottle
JR-S-11103	VICI Cap GL45, 4 ports, incl. 1L Safety Coated Bottle
JR-S-11201	VICI Cap GL45, 2 ports, incl. 2L Safety Coated Bottle
JR-S-11202	VICI Cap GL45, 3 ports, incl. 2L Safety Coated Bottle
JR-S-11203	VICI Cap GL45, 4 ports, incl. 2L Safety Coated Bottle

### Spare Parts

Part No.	Description
JR-55070-10	Nut, PPS, flangeless 1/16", 10 pcs
JR-55071-10	Nut, PPS, flangeless 1/8", 10 pcs
JR-041-10	Ferrule, ETFE, 1/16", 10 pcs
JR-051-10	Ferrule, ETFE, 1/8", 10 pcs
JR-T-4003-M3	PFA Tubing, 1/8" x 1/16", 3m
JR-9000-0005	Bottle, glass, safety-coated 1L with solid cap
JR-9000-0010	Bottle, glass, safety-coated 2L with solid cap
JR-32174	Filter, PE, Economy No-Met 5 $\mu\text{m}$ , 1/8"
JR-409	Plug, PEEK, 1/4"-28

For Color-Sleeve-Fingertight adapter see page 61.

For other polymeric tubing see page 16-27.

For other bottle sizes see page 93.

For other mobile phase filter see page 75-80.

**SPECS**

**Material**

Bottle: Borosilicate 3.3 glass  
 Cap: Polypropylene  
 Pouring Ring: Polypropylene

**Pressure Rating**

0.8 bar (11.6 psi)

**Special Info**

The Bottles are not suitable to be stressed with pressures above 0.8 bar (11.6 psi), but only for continuous helium sparging

The safety coating is not intended to replace safe working conditions and precautions in laboratories

**Safety-Coated Glass Bottles**

- Special design for helium sparging of LC mobile phases
- Safety coating to minimize risk of injury

VICI Jour Safety-Coated Glass Bottles are available in 0.25, 0.5, 1 and 2 L volume sizes.

These glass bottles with GL45 screw threading are made of chemical resistant Borosilicate 3.3 and coated on the outside with a layer of sturdy polymer. The chances of breaking the bottle, when dropping it, will decrease. Even if the bottle breaks, glass fragments will be kept

within the polymer coating. Solvents will be kept within the coating for a short while.

The coating also protects solvents against UV light up to 385 nm.

These safety-coated glass bottles can't be autoclaved.



**Safety-Coated Glass Bottles**

Part No.	Description
JR-9000-0011	Bottle, Glass, safety-coated, 0.25 L with solid cap
JR-9000-0012	Bottle, Glass, safety-coated, 0.5 L with solid cap
JR-9000-0005	Bottle, Glass, safety-coated, 1 L with solid cap
JR-9000-0010	Bottle, Glass, safety-coated, 2 L with solid cap

**NEW**

## Eco-Cap

### Eco-Cap

- Competitively priced alternative to sparge and deliver mobile phases
- Also available as bottle kit

The Eco-Cap is made of ETFE insert with polyethylene collar and has three holes for tubing insertion.

The Eco-Cap has no threading on the inside of the tubing ports – tubing can easily be inserted.



### Eco-Cap

Part No.	Description
JR-9000-0007	Eco-Cap, GL45, inkl. 1 x male luer plug
JR-9000-0013	Eco-Cap Kit, incl. 1L Safety Coated Bottle
JR-9000-0014	Eco-Cap Kit, incl. 2L Safety Coated Bottle

### Spare parts

Part No.	Description	Qty/pkg
JR-070350-10	Plug, PP, male luer	10

For polymeric tubing see pages 16–27.

### SPECS

#### Material

Screw collar: Polyethylene  
 Pouring ring: Polypropylene  
 Eco-Cap insert: ETFE  
 O-Rings: EPDM  
 Plugs: PEEK  
 Luer Plugs: Polypropylene  
 Others: see charts

#### Dimensions

For GL45 or S40 threads  
 (see chart)

#### Bores

Eco-Cap: 2 x 1/8", 1 x luer

#### Special Info

These caps are not usable for building up a helium atmosphere within in the solvent bottle, but only for continuous helium sparging

#### Tech Tip

Once the mobile phase is degassed, we recommend our Impermeable tubing between bottle cap and pump to prevent "regassing" of helium degassed solvents (see page 18)



**SPECS**

**Material (wetted parts)**

Tubing: PFA  
 Filter: PE  
 Ferrules: ETFE

**Dimension**


1/8" Tubing OD

**SolviFlex**

- Be 'mobile' with mobile phase bottles
- Ideal for use together with the VICI Safety Caps or VICI Caps
- Customized versions on request


The SolviFlex has a flexible telephone cable like PFA tubing which expands and contracts and consequently gives the flexibility to move mobile phase bottles on the bench. All SolviFlex assemblies consist of a biocompatible mobile phase

filter and all the required parts to connect it to any 1/4"-28 port.



**SolviFlex**

Part No.	Description
JR-6120-50030	Solviflex, assembly without cap



## INDEX

---

Stainless Steel Frits – Unidense Type	97
Stainless Steel Frits – PEEK Encased	98
Titanium Frits – Unidense Type	99
Titanium Frits – PEEK encased	100
Polymer Frits	101

### Disclaimer

The maximum holding pressure for any type of connection involving tubing and a ferrule, varies considerably with the tubing material, the ferrule material, the clearance between tubing OD and ferrule ID and the shape of the fitting detail.

## Stainless Steel Frits – Unidense Type

## SPECS

## Material

Stainless Steel SS316L  
(sintered)

## Dimensions

See chart

## Tolerances

OD <5mm, +/- 0.05 mm  
(.002")

OD 5-12.5mm, +/- 0.08  
mm (.003")

OD 12.5-25.4mm, +/- 0.20  
mm (.008")

## Special Info

Standard frits are without  
chamfers – chamfered frits  
are available on request

## Note


Frit volumes are theoretical  
and are calculated by multi-  
plying overall frit volume  
times the porosity propor-  
tion. Porosity proportions  
of SS Frits: see chart on  
page 121

Stated frit porosities are  
only nominal and do not  
reflect the maximum pore  
size of a frit

The chart on page 121 will  
help to choose the right frit  
for your application

## Stainless Steel Frits – Unidense Type

For both standard frits and those pro-  
duced to custom specifications, the frits  
offer unexcelled reproducibility and pre-  
cision. Proprietary manufacturing pro-  
cesses ensure uniformity and precise, re-  
peatable dimensional control. VICI Jour  
Stainless Steel Frits are manufactured of  
SS316L material which has extra low car-  
bon content. The sintering process used  
results in a strong bonding of the sinter  
metal particles. Depending upon the  
grade of powder used, the porosity of the  
frit can be precisely tuned.



## Stainless Steel Frits – Unidense Type

Part No.	Diameter inches	Diameter mm	Thickness inches	Thickness mm	Porosity $\mu\text{m}$	Frit volume $\mu\text{L}$	Qty/pkg
JR-.5FR1-5	1/16"	1.59	0.030	0.76	0.5	0.39	5
JR-1FR1-5	1/16"	1.59	0.030	0.76	1	0.45	5
JR-2FR1-5	1/16"	1.59	0.030	0.76	2	0.53	5
JR-10FR1-5	1/16"	1.59	0.030	0.76	10	0.60	5
JR-.5FR2-5	1/8"	3.18	0.040	1.02	0.5	2.10	5
JR-1FR2-5	1/8"	3.18	0.040	1.02	1	2.43	5
JR-2FR2-5	1/8"	3.18	0.040	1.02	2	2.83	5
JR-10FR2-5	1/8"	3.18	0.040	1.02	10	3.24	5
JR-.5FR4-5	1/4"	6.35	0.040	1.02	0.5	8.39	5
JR-2FR4-5	1/4"	6.35	0.040	1.02	2	11.30	5
JR-10FR4-5	1/4"	6.35	0.040	1.02	10	12.91	5
JR-.5FR6-5	3/8"	9.53	0.040	1.02	0.5	18.91	5
JR-2FR6-5	3/8"	9.53	0.040	1.02	2	25.45	5
JR-10FR6-5	3/8"	9.53	0.040	1.02	10	29.09	5
JR-.5FR8-5	1/2"	12.70	0.040	1.02	0.5	33.58	5
JR-2FR8-5	1/2"	12.70	0.040	1.02	2	45.20	5
JR-10FR8-5	1/2"	12.70	0.040	1.02	10	51.66	5
JR-2FR1K-5	1"	25.40	0.060	1.52	2	269.43	5
JR-10FR1K-5	1"	25.40	0.060	1.52	10	307.92	5

Other dimensions and porosities are available on request.

Minimum order quantity: 100 pcs.

Please contact your local distributor or VICI directly.

## Stainless Steel Frits – PEEK Encased

### Stainless Steel Frits – PEEK Encased

- For HPLC columns or in-line filters
- Low dead volume
- Various porosities and dimensions available

VICI Jour PEEK encased frits with 0.118" or 1/4" ring OD are intended for HPLC columns with ID's of 3.2, 3.9 and 4.6 mm. By surrounding the frit with a PEEK ring the actual porous surface is reduced to the column ID. The compressed PEEK

ring forms a seal between the bottom of the fitting and the column end preventing the mobile phase and the sample entering the previously accessible poorly swept areas.



#### SPECS

**Material**  
Frits: SS316L  
Ring: PEEK

**Dimensions**  
See chart

**Tolerances**  
+/- 0.05 mm (.002")

**Special Info**  
Eliminates Poorly Swept Volume - Improves Peak Symmetry

**Note**  
Stated frit porosities are only nominal and do not reflect the maximum pore size of a frit

The chart on page 121 will help to choose the right frit for your application

### Stainless Steel Frits – PEEK Encased

Part No.	Ring OD inches	Ring OD mm	Frit OD inches	Frit OD mm	Thickness inches	Thickness mm	Porosity μm	Frit volume μl	Qty/pkg
JR-1110-05P-5	0.118	3.00	0.038	0.97	0.028	0.70	0.5	0.13	5
JR-1110-2P-5	0.118	3.00	0.038	0.97	0.028	0.70	2	0.18	5
JR-1110-5P-5	0.118	3.00	0.038	0.97	0.028	0.70	5	0.20	5
JR-1111-05P-5	0.118	3.00	0.077	1.96	0.028	0.70	0.5	0.55	5
JR-1111-2P-5	0.118	3.00	0.077	1.96	0.028	0.70	2	0.74	5
JR-1111-5P-5	0.118	3.00	0.077	1.96	0.028	0.70	5	0.80	5
JR-1104-05P-5	1/4	6.35	0.078	2.00	0.062	1.59	0.5	1.30	5
JR-1104-2P-5	1/4	6.35	0.078	2.00	0.062	1.59	2	1.74	5
JR-1103-05P-5	1/4	6.35	0.181	4.60	0.032	0.80	0.5	3.46	5
JR-1103-2P-5	1/4	6.35	0.181	4.60	0.032	0.80	2	4.65	5
JR-1102-05P-5	1/4	6.35	0.125	3.20	0.062	1.59	0.5	3.32	5
JR-1102-2P-5	1/4	6.35	0.125	3.20	0.062	1.59	2	4.47	5
JR-1101-05P-5	1/4	6.35	0.153	3.90	0.062	1.59	0.5	4.94	5
JR-1101-2P-5	1/4	6.35	0.153	3.90	0.062	1.59	2	6.64	5
JR-1100-05P-5	1/4	6.35	0.181	4.60	0.062	1.59	0.5	6.87	5
JR-1100-2P-5	1/4	6.35	0.181	4.60	0.062	1.59	2	9.24	5

Other dimensions and porosities are available on request.  
Minimum order quantity: 100 pcs.  
Please contact your local distributor or VICI directly.

## Titanium Frits – Unidense Type

## SPECS

**Material**

Titanium (sintered)

**Dimensions**

See chart

**Tolerances**

OD &lt;5mm,

+/- 0.05 mm (.002")

OD 5-12.5mm,

+/- 0.08 mm (.003")

OD 12.5-25.4mm,

+/- 0.20 mm (.008")

**Special Info**

Standard frits are without chamfers – chamfered frits are available on request

**Note**


Stated frit porosities are only nominal and do not reflect the maximum pore size of a frit

The chart on page 121 will help to choose the right frit for your application

## Titanium Frits – Unidense Type

- Biocompatible
- Recommended for protein analysis
- Higher corrosion resistance
- Various pore sizes and dimensions

Titanium is preferred over stainless steel for applications related to the analysis of sensitive substances in general and large biomolecules in particular. Evidently proteins have a tendency to adsorb on the stainless steel (Iron) frit and consequently reduce recovery or may even decompose. Titanium also offers higher corrosion resistance and can be used with solvents containing halides.



## Titanium Frits – Unidense Type

Part No.	Diameter inches	Diameter mm	Thickness inches	Thickness mm	Porosity μm	Frit volume μL	Qty/pkg
JR-.5FR1TI-5	1/16"	1.59	1/16"	1.59	0.5	0.82	5
JR-2FR1TI-5	1/16"	1.59	0.040	1.02	2	0.71	5
JR-2FR2TI-5	1/8"	3.18	0.040	1.02	2	2.83	5
JR-2FR4TI-5	1/4"	6.35	0.040	1.02	2	11.30	5
JR-2FR6TI-5	3/8"	9.53	0.040	1.02	2	25.45	5
JR-2FR8TI-5	1/2"	12.70	0.040	1.02	2	45.20	5
JR-10FR8TI-5	1/2"	12.70	0.040	1.02	10	51.66	5
JR-2FR1KTI-5	1"	25.40	0.040	1.02	2	180.80	5

Other dimensions and porosities are available on request.

Minimum order quantity: 100 pcs.

Please contact your local distributor or VICI directly.

## Titanium Frits – PEEK Encased

### Titanium Frits – PEEK Encased

- For HPLC columns or in-line filters
- Low dead volume
- Biocompatible – recommended for protein analysis
- Higher corrosion resistance
- Various pore sizes and dimensions

In terms of “biocompatibility” the frit is the critical spot for contributing metal ions to the mobile phase and interaction with protein samples. VICI Jour PEEK encased frits with 1/5” or 1/4” ring OD are intended for HPLC columns with ID’s of 3.2 and 4.6 mm. By surrounding the frit with a PEEK ring the actual porous surface is reduced to the column ID. The

compressed PEEK ring forms a seal between the bottom of the fitting and the column end prevents the mobile phase and the sample from entering the previously accessible poorly swept areas. These frits can also be used as spare parts frits for the PEEK In-Line Filter Kit (see page 82).



#### SPECS

**Material**  
Frit: Titanium  
Ring: PEEK

**Dimensions**  
See chart

**Tolerances**  
+/- 0.05 mm (.002")

**Special Info**  
Eliminates poorly swept volume – improves peak symmetry

**Note**  
Stated frit porosities are only nominal and do not reflect the maximum pore size of a frit

The chart on page 121 will help to choose the right frit for your application

### Titanium Frits – PEEK Encased

Part No.	Ring OD inches	Ring OD mm	Frit OD inches	Frit OD mm	Thickness inches	Thickness mm	Porosity $\mu\text{m}$	Frit vol. $\mu$	Qty/ pkg
JR-1127-05P-5	1/4"	6.35	0.125	3.20	0.062	1.59	0.5	3.32	5
JR-1127-2P-5	1/4"	6.35	0.125	3.20	0.062	1.59	2	4.47	5
JR-1125-05P-5	1/4"	6.35	0.181	4.60	0.062	1.59	0.5	6.87	5
JR-1125-2P-5	1/4"	6.35	0.181	4.60	0.062	1.59	2	9.24	5
JR-1125-5P-5	1/4"	6.35	0.181	4.60	0.062	1.59	5	10.04	5
JR-1125-10P-5	1/4"	6.35	0.181	4.60	0.062	1.59	10	10.56	5
JR-1128-5P-5	1/5"	5.08	0.102	2.60	0.062	1.59	5	3.21	5

Other dimensions and porosities are available on request.  
Minimum order quantity: 100 pcs.  
Please contact your local distributor or VICI directly.

## SPECS

## Material

UHMWPE, PEEK

## Dimensions

See chart

## Tolerances

OD &lt; 5 mm,

+/- 0.05 mm (.002")

OD 5-12.5 mm,

+/- 0.08 mm (.003")

## Note

Stated frit porosities are only nominal and do not reflect the maximum pore size of a frit

The chart on page 121 will help to choose the right frit for your application

For single use only

## Polyethylene Frits


NEW

- Biocompatible
- Metal free
- Unidense
- PEEK encased

Our polymer frits are made of UHMWPE (Ultra High Molecular Weight PolyEthylene).

They are a competitively priced alternative to titanium and completely metal free.

These PE frits can be used in combination with our PEEK In-Line Filter JR-68247 /JR-68253 for pressure ratings up to 210 bar (3000 psi) or as spare frits for our PEEK columns.



## Polyethylene Frits – Unidense

Part No.	Diameter inches	Diameter mm	Thickness inches	Thickness mm	Porosity $\mu\text{m}$	Frit volume $\mu\text{L}$	Qty/pkg
JR-F-255-079-10PE-5	0.255	6.50	0.079	2.00	10	26.5	5

Other dimensions and porosities are available on request.

Minimum order quantity: 100 pcs.

Please contact your local distributor or VICI directly.


## Polyethylene Frits – PEEK Encased

Part No.	Ring OD inches	Ring OD mm	Frit OD inches	Frit OD mm	Thickness inches	Thickness mm	Porosity $\mu\text{m}$	Frit vol. $\mu\text{l}$	Qty/pkg
JR-1150-10P-5	1/5"	5.08	0.098	2.50	0.059	1.50	10	2.94	5
JR-1151-10P-5	1/4"	6.35	0.193	4.90	0.059	1.50	10	11.31	5

Other dimensions and porosities are available on request.

Minimum order quantity: 100 pcs.

Please contact your local distributor or VICI directly.



### INDEX

---

PEEK Columns	103
Packing Devices	104
Column Coupler One-Piece Fingertight	105
In-Line Biocompatible Guard Column	106
Column End Plugs	107
Column End Plugs, Logotype	107

#### Disclaimer

The maximum holding pressure for any type of connection involving tubing and a ferrule, varies considerably with the tubing material, the ferrule material, the clearance between tubing OD and ferrule ID and the shape of the fitting detail.



**SPECS**

**Material**  
PEEK, black and natural  
Titanium

**Dimensions**  
See chart

**Tolerances**  
+/- 0.05 mm (.002")

**Pressure rating**  
For 2.1 mm ID columns:  
210 bar (3000 psi)  
For 4.0 mm ID columns:  
350 bar (5000 psi)

**PEEK Columns**

- Biocompatible
- High pressure applications
- Packing devices available

**PEEK Columns 2.1 mm ID**

We have designed this column for narrow-bore applications and where only limited amounts of sample are available for analysis. Because 2.1 mm ID columns operate at 1/5<sup>th</sup> of the flow rate of their 4.6 mm counterparts, the same sample mass injected on a 2.1 mm column will produce five times the detector signal. This greater mass sensitivity provides the same analysis as on a 4.6 mm column with only 20% of the sample. These columns are delivered with 2 μm titanium frits.

Wetted Surfaces: PEEK, Titanium


Pressure rating: max. 210 bar (3000 psi), during packing 350 bar (5000 psi) using the VICI Jour Packing Kit JR-67-250-2A

**PEEK Columns 4.0 mm ID**


Today's HPLC and IC applications are more demanding than ever. The limitations of traditional stainless steel pose significant problems for a growing number of important biotechnology and ion chromatography applications. These columns are delivered with 2 μm titanium - PEEK encased frits.

Wetted Surfaces: PEEK and Titanium

Pressure Rating: max. 350 bar (5000 psi), during packing max. 560 bar (8000 psi) using the VICI Jour Packing Kit JR-67-250-4




## PEEK Columns & Packing Devices



### PEEK Columns 2.1 mm ID

Part No.	Description
JR-65001NF	Column, PEEK, 30 x 2.1 mm ID
JR-65002NF	Column, PEEK, 50 x 2.1 mm ID
JR-65003NF	Column, PEEK, 100 x 2.1 mm ID
JR-65005NF	Column, PEEK, 150 x 2.1 mm ID
JR-65006NF	Column, PEEK, 250 x 2.1 mm ID



### PEEK Columns 4.0 mm ID

Part No.	Description
JR-68181NF	Column, PEEK, 50 x 4.0 mm ID
JR-68182NF	Column, PEEK, 100 x 4.0 mm ID
JR-68183NF	Column, PEEK, 125 x 4.0 mm ID
JR-68184NF	Column, PEEK, 150 x 4.0 mm ID
JR-68185NF	Column, PEEK, 250 x 4.0 mm ID
JR-68186NF	Column, PEEK, 300 x 4.0 mm ID

## Packing Devices

Our Packing Kits are “ready-to-use” tools to pack our PEEK columns.

### Packing devices

Part No.	Description
JR-67-250-2A	Packing Kit, PEEK, for 2.1 mm ID columns, complete
JR-67-250-4	Packing Kit, PEEK, for 4.0 mm ID columns, complete

### SPECS

**Material**  
PEEK, black and natural Titanium

**Dimensions**  
See chart

**Tolerances**  
+/- 0.05 mm (.002")

**Pressure rating**  
For 2.1 mm ID columns:  
210 bar (3000 psi)  
For 4.0 mm ID columns:  
350 bar (5000 psi)

### SPECS

**Material**  
PEEK

**Pressure rating**  
For 2.1 mm ID columns:  
210 bar (3000 psi)  
For 4.0 mm ID columns:  
350 bar (5000 psi)

**Special note**  
Further technical support material is available on our webpage

Packing Devices & Column Coupler One-Piece Fingertight

Spare Parts

Part No.	Description	Qty/pkg
JR-062	Endfitting, PEEK, for 2.1 mm ID columns	1
JR-66140	Endfitting, PEEK, for 4.0 mm ID columns	1
JR-1125-2P-5	Frit, Titanium, PEEK-encased, 2 µm for 4.0 mm ID columns	5
JR-1125-5P-5	Frit, Titanium, PEEK-encased, 5 µm for 4.0 mm ID columns	5
JR-1128-5P-5	Frit, Titanium, PEEK-encased, 5 µm for 2.1 mm ID columns	5
JR-1150-10P-5	Frit, PE, PEEK-encased, 10 µm for 2.1 mm ID columns	5
JR-1151-10P-5	Frit, PE, PEEK-encased, 10 µm for 4.0 mm ID columns	5
JR-67140-1A	Packing adapter, PEEK, for 2.1 mm ID columns	1
JR-67140-2B	Packing adapter, PEEK, for 4.0 mm ID columns	1
JR-65011	Replacement packing seal, PEEK, for 2.1 mm ID columns	1
JR-66158	Replacement packing seal, PEEK, for 4.0 mm ID columns	1

SPECS

Material

Tubing: PEEK  
 Fittings: PEEK  
 Sleeve: Polypropylene

Threads

10-32 male to 10-32 male

Pressure rating


< 350 bar (< 5000 psi)

Column Coupler One-Piece Fingertight

- Zero dead volume connections
- Fits all column designs
- Biocompatible
- Self adjusting
- Four bore sizes
- Various pore sizes and dimensions

The unique feature of the VICI Jour Column Coupler is that its design fits all pilot length, such as Valco®, Waters®, Upchurch®, Rheodyne®, etc. It adapts auto-

matically and bottoms out in any fitting detail and consequently creates only small void volumes.



One-Piece Fingertight Column Coupler

Part No.	Description
JR-26501	Coupler, PEEK, universal 0.13 mm ID, red
JR-26502	Coupler, PEEK, universal 0.17 mm ID, yellow
JR-26503	Coupler, PEEK, universal 0.25 mm ID, blue
JR-26504	Coupler, PEEK, universal 0.50 mm ID, orange


## In-Line Biocompatible Guard Column

### In-Line Biocompatible Guard Column

- Biocompatible
- Easy to fill
- Packing device for self packing available

VICI Jour In-Line PEEK Guard Column System extends the life of valuable analytical columns by trapping contaminants from the sample and mobile phase, thereby preventing loss of retention. Only PEEK and Titanium contact the mobile phase and sample. This system is ideal for use with proteins or other biopoly-

mers that may be contaminated or absorbed by steel surfaces. VICI Jour Guard Columns can be easily dry packed or slurry packed. Guard columns may be changed in minutes without the use of tools – all connections may be made by hand.



### In-Line PEEK Guard Column

Part No.	Description
JR-68252TI	In-Line guard cartridge holder, PEEK, complete with 1 guard cartridge JR-68242Ti
JR-68252TI2	In-Line guard cartridge holder, PEEK, complete with 1 guard cartridge JR-68242Ti2
JR-68242TI	Column, PEEK, guard cartridge 8.0 x 3.0 mm ID, complete 2 pcs Ti-frit 5 $\mu$ m
JR-68242TI2	Column, PEEK, guard cartridge 8.0 x 3.0 mm ID, complete 2 pcs Ti-frit 2 $\mu$ m

### Packing Device

Part No.	Description
JR-27305	Packing Kit, PEEK, for In-Line guard cartridge system, complete

### Spare Parts

Part No.	Description
JR-F-197-062-5TI	Replacement frit, Titanium, 5 $\mu$ m for guard cartridge
JR-F-197-062-2TINC	Replacement frit, Titanium, 2 $\mu$ m for guard cartridge
JR-9	Packing seal, CTFE

### SPECS

**Material**  
PEEK, Titanium

**Dimensions**  
See illustrations

**Pressure rating**  
< 350 bar (< 5000 psi)

**Special note**  
Our Packing Kit is a 'ready-to-use' tool to pack our PEEK guard cartridges. Every Kit consists of the needed slurry reservoir, packing adapter, packing seals etc.

Further technical support material is available on our webpage

## Column End Plugs & Column End Plugs, Logotype

### SPECS

**Material**  
Nylon

**Dimensions**  
For 10-32 fitting details  
Others: see illustration

**Tolerances**  
+/- 0.05 mm (.002")

### Column End Plugs

- Seals analytical columns
- One Size - fits all
- With wrench flats

The column end plugs have a fingertight design. One size fits all columns with 10-32 threads. Easy handling is guaranteed by additional 5/16" wrench flat, which al-

lows loosening the plug with a wrench in case it should be stuck. The long design and the threading down to the ferrule ensure a safe closing of valuable columns.



### Column End Plugs

Part No.	Color	Qty/pkg
JR-4071-10	Plug, Nylon, column endstopper white, 10-32	10
JR-4072-10	Plug, Nylon, column endstopper black, 10-32	10
JR-4073-10	Plug, Nylon, column endstopper red, 10-32	10
JR-4074-10	Plug, Nylon, column endstopper green, 10-32	10
JR-4075-10	Plug, Nylon, column endstopper blue, 10-32	10

### SPECS

**Material**  
Nylon

**Dimensions**  
For 10-32 fitting details


**Tolerances**  
+/- 0.05 mm (.002")

### Column End Plugs, Logotype NEW

- Seals analytical columns
- One size - fits all
- Fingertight
- With wrench flat
- Possibility to place your LOGO on these plugs (OEM version)
- Available in your own color (OEM version)

These new column end plugs have the same function as the type above. Easy handling is guaranteed by the 5/16"

wrench flat. Fit all columns with the 10-32 thread.



Pictures resemble closely.

### Column End Plugs, Logotype

Part No.	Color	Qty/pkg
JR-4081-10	Column end plug, Nylon, white, 10-32	10
JR-4082-10	Column end plug, Nylon, black, 10-32	10
JR-4083-10	Column end plug, Nylon, red, 10-32	10
JR-4084-10	Column end plug, Nylon, green, 10-32	10
JR-4085-10	Column end plug, Nylon, blue, 10-32	10



### INDEX

---

PEEK Sample Loops for Valco Valves	109
Stainless Steel Sample Loops for Valco Valves	110
PEEK Sample Loops for Cheminert Valves	111
Stainless Steel Sample Loops for Cheminert Valves	112
PEEK Sample Loops for Rheodyne® Valves	113
Stainless Steel Sample Loops for Rheodyne® Valves	114
ValvTool	115

#### Disclaimer

The maximum holding pressure for any type of connection involving tubing and a ferrule, varies considerably with the tubing material, the ferrule material, the clearance between tubing OD and ferrule ID and the shape of the fitting detail.

PEEK Sample Loops for Valco Valves

SPECS

Material

Loops: PEEK  
Nuts: PEEK  
Ferrules: PEEK  
Caps: Polyethylene

Dimensions

See chart

Tolerances of tube ID

+/- 0.025 mm (.001")

Note

The tighter ID tolerance of the tubing minimizes the tolerance of the loop volume

All PEEK sample loops will be supplied with PEEK hex-head nuts and PEEK ferrules for reliable connections

This design avoids "twisting" of the tube



2x JR-5005 + 1 x JR-5510

PEEK Sample Loops for Valco Valves

- Fits all Valco W and UW type valves
- Wide range of volumes available
- Biocompatible

VICI Jour Sample Loops are made from PEEK tubing and fittings. PEEK is a mechanically strong, chemically inert polymer ideal for HPLC applications. Since VICI Jour PEEK Sample Loops contain no metals or other extractable compounds, no foreign materials will be introduced into the system. Further softener free PE caps are used to avoid the contamination of the tubing.

VICI Jour PEEK Sample Loops are particularly well suited for separations involving proteins, peptides, nucleic acids

or other samples of biological origin as well as in IC systems where metal traces may interact with ionic samples or release transition metals that may deactivate ion exchange columns.



PEEK Sample Loops for Valco Valves 1/16" OD

Part No.	Description	bar*	psi*
JR-SLV-75-5	5 µL	400	5800
JR-SLV-75-10	10 µL	400	5800
JR-SLV-75-20	20 µL	400	5800
JR-SLV-75-50	50 µL	400	5800
JR-SLV-75-100	100 µL	400	5800
JR-SLV-75-250	250 µL	240	3500
JR-SLV-75-500	500 µL	240	3500
JR-SLV-75-1000	1 mL	240	3500

Other dimensions are available on request. Please contact your local distributor or VICI directly.  
\* = Recommended maximum permanent working pressure

Spare Parts

Part No.	Description	Qty/pkg
JR-5510-5	Fitting, PEEK, Hex-head long, 10-32, 1/16"	5
JR-5005-5	Single Ferrule, PEEK, 1/16"	5


## Stainless Steel Sample Loops for Valco Valves

### Stainless Steel Sample Loops for Valco Valves

- Fits all Valco W and UW type valves
- Wide range of volumes available

VICI Jour Stainless Steel Sample Loops are made of high quality SS316 and are cut using an electrolytic cutting process, cleaned with ultrasound and high pres-

sure steam to remove contaminants, dried and capped with softener free caps to avoid the recontamination of the tubing.



#### Stainless Steel Loop for Valco Valves 1/16" OD

Part No.	Description
JR-SLV-76-5	5 $\mu$ L
JR-SLV-76-10	10 $\mu$ L
JR-SLV-76-20	20 $\mu$ L
JR-SLV-76-50	50 $\mu$ L
JR-SLV-76-100	100 $\mu$ L
JR-SLV-76-250	250 $\mu$ L
JR-SLV-76-500	500 $\mu$ L
JR-SLV-76-1000	1 mL

Other dimensions are available on request. Please contact your local distributor or VICI directly.

#### Spare Parts

Part No.	Description	Qty/pkg
JR-ZN1-5	Nut, SS, 10-32, 1/16"	5
JR-ZF1S6-5	Ferrule, SS, 1/16"	5

#### SPECS

**Material**  
 Loops: SS316  
 Nuts: SS303  
 Ferrules: SS316  
 Caps: Polyethylene

**Dimensions**  
 See chart

**Tolerances of tube ID**  
 +/- 0.05 mm (.002")

**Pressure rating**  
 < 350 bar (5000 psi)

**Note**  
 All Loops will be supplied with SS Hex-Head nuts and SS ferrules for reliable connections

Not recommended for use with halides

High pressure resistance, low permeability

**Tech Tip**  
 We offer nuts in three lengths to facilitate wrench access on valves

For loops frequently replaced we recommend the extra long nut – particularly when space is restricted (see page 50)



PEEK Sample Loops for Cheminert Valves

SPECS

Material

Loops: PEEK  
Nuts: PEEK  
Ferrules: PEEK  
Caps: Polyethylene

Dimensions

See chart

Tolerances of tube ID

+/- 0.025 mm (.001")

Note

The tighter ID tolerance of the tubing minimizes the tolerance of the loop volume

All PEEK sample loops will be supplied with PEEK hex-head nuts and PEEK ferrules for reliable connections

This design avoids "twisting" of the tube



2x JR-5005 + 1 x JR-5510

PEEK Sample Loops for Cheminert Valves

- Fits all Cheminert C1, C2, C2V and C3 type valves
- Wide range of volumes available
- Biocompatible

VICI Jour Sample Loops are made from PEEK tubing and fittings. PEEK is a mechanically strong, chemically inert polymer ideal for HPLC applications. Since VICI Jour PEEK Sample Loops contain no metals or other extractable compounds, no foreign materials will be introduced into the system. Further softener free PE caps are used to avoid the contamination of the tubing.

VICI Jour PEEK Sample Loops are particularly well suited for separations involving proteins, peptides, nucleic acids or other samples of biological origin as well as in IC systems where metal traces may interact with ionic samples or release transition metals that may deactivate ion exchange columns.



PEEK Sample Loops for Cheminert Valves 1/16" OD

Part No.	Description	bar*	psi*
JR-SLC-85-5	5 µl	400	5800
JR-SLC-85-10	10 µl	400	5800
JR-SLC-85-20	20 µl	400	5800
JR-SLC-85-50	50 µl	400	5800
JR-SLC-85-100	100 µl	400	5800
JR-SLC-85-200	200 µl	240	3500
JR-SLC-85-250	250 µl	240	3500
JR-SLC-85-300	300 µl	240	3500
JR-SLC-85-500	500 µl	240	3500
JR-SLC-85-1000	1 ml	240	3500

Other dimensions are available on request. Please contact your local distributor or VICI directly.  
\* = Recommended maximum permanent working pressure

Spare Parts

Part No.	Description	Qty/pkg
JR-5510-5	Fitting, PEEK, Hex-head long, 10-32, 1/16"	5
JR-5005-5	Single Ferrule, PEEK, 1/16"	5


## Stainless Steel Sample Loops for Cheminert Valves

### Stainless Steel Sample Loops for Cheminert Valves

- Fits all Cheminert C1, C2, C2V and C3 type valves
- Wide range of volumes available

VICI Jour Stainless Steel Sample Loops are made of high quality SS316 and are cut using an electrolytic cutting process, cleaned with ultrasound and high pres-

sure steam to remove contaminants, dried and capped with softener free caps to avoid the recontamination of the tubing.



#### Stainless Steel Loop for Cheminert Valves 1/16" OD

Part No.	Description
JR-SLC-86-5	5 $\mu$ L
JR-SLC-86-10	10 $\mu$ L
JR-SLC-86-20	20 $\mu$ L
JR-SLC-86-50	50 $\mu$ L
JR-SLC-86-100	100 $\mu$ L
JR-SLC-86-250	250 $\mu$ L
JR-SLC-86-500	500 $\mu$ L
JR-SLC-86-1000	1 mL

Other dimensions are available on request. Please contact your local distributor or VICI directly.

#### Spare Parts

Part No.	Description	Qty/pkg
JR-ZN1-5	Nut, SS, 10-32, 1/16"	5
JR-ZF1S6-5	Ferrule, SS, 1/16"	5

#### SPECS

**Material**  
 Loops: SS316  
 Nuts: SS303  
 Ferrules: SS316  
 Caps: Polyethylene

**Dimensions**  
 See chart

**Tolerances of tube ID**  
 +/- 0.05 mm (.002")

**Pressure rating**  
 < 350 bar (5000 psi)

**Note**  
 All Loops will be supplied with SS Hex-Head nuts and SS ferrules for reliable connections

Not recommended for use with halides

High pressure resistance, low permeability

**Tech Tip**  
 We offer nuts in three lengths to facilitate wrench access on valves

For loops frequently replaced we recommend the extra long nut – particularly when space is restricted (see page 50)

PEEK Sample Loops for Rheodyne® Valves

SPECS

Material

Loops: PEEK  
Nuts: PEEK  
Ferrules: PEEK  
Caps: Polyethylene

Dimensions

See chart

Tolerances of tube ID

+/- 0.025 mm (.001")

Note

The tighter ID tolerance of the tubing minimizes the tolerance of the loop volume

All PEEK sample loops will be supplied with PEEK hex-head nuts and PEEK ferrules for reliable connections

This design avoids "twisting" of the tube



C0619

2x JR-5005 + 1 x JR-5510

PEEK Sample Loops for Rheodyne® Valves

- Fits All Rheodyne® Metal and Metal Free Valves
- Wide Range of Volumes Available
- Biocompatible
- Made from Premium Grade PEEK Tubing

VICI Jour Sample Loops are made from PEEK tubing and fittings. PEEK is a mechanically strong, chemically inert polymer ideal for HPLC applications. Since our PEEK Sample Loops contain no metals or other extractable compounds, no foreign materials will be introduced into the system. Further softener free PE caps are used to avoid the contamination of the tubing.

Our PEEK Sample Loops are particularly well suited for separations involving proteins, peptides, nucleic acids or other samples of biological origin as well as in IC systems where metal traces may interact with ionic samples or release transition metals that may deactivate ion exchange columns.



C0304

PEEK Sample Loops for Rheodyne® Valves 1/16" OD

Part No.	Description	bar*	psi*
JR-SLR-2190	1 µL	435	6300
JR-SLR-2191	2 µL	420	6100
JR-SLR-2192	3 µL	420	6100
JR-SLR-2193	4 µL	420	6100
JR-SLR-2194	5 µL	400	5800
JR-SLR-2196	10 µL	400	5800
JR-SLR-2195	20 µL	386	5600
JR-SLR-2200	30 µL	386	5600
JR-SLR-2201	40 µL	386	5600
JR-SLR-2202	50 µL	350	4500
JR-SLR-2204	100 µL	350	4500
JR-SLR-2206	200 µL	240	3500
JR-SLR-2207	250 µL	240	3500
JR-SLR-2210	500 µL	240	3500
JR-SLR-2222	1 mL	240	3500

Other dimensions are available on request. Please contact your local distributor or VICI directly.

\* = Recommended maximum permanent working pressure

Spare Parts

Part No.	Description	Qty/pkg
JR-5510-5	Fitting, PEEK, Hex-head long, 10-32, 1/16"	5
JR-5005-5	Single Ferrule, PEEK, 1/16"	5

## Stainless Steel Sample Loops for Rheodyne® Valves

### Stainless Steel Sample Loops for Rheodyne® Valves

- Fits all Rheodyne valves
- Special loops for valve 7725
- Wide range of volumes available

VICI Jour Stainless Steel Sample Loops are made of high quality SS316 and are cut using an electrolytic cutting process, cleaned with ultrasound and high pres-

sure steam to remove contaminants, dried and capped with softener free caps to avoid the recontamination of the tubing.



#### Stainless Steel Loops for Rheodyne® Valves 1/16" OD

Part No.	Description
JR-SLR-111	5 µL
JR-SLR-112	10 µL
JR-SLR-113	20 µL
JR-SLR-114	50 µL
JR-SLR-115	100 µL
JR-SLR-116	200 µL
JR-SLR-117	500 µL
JR-SLR-118	1 mL

Other dimensions are available on request. Please contact your local distributor or VICI directly.

#### Stainless Steel Loops for Rheodyne® Valves No 7725 1/16" OD

Part No.	Description
JR-SLR-111-77	5 µL
JR-SLR-112-77	10 µL
JR-SLR-113-77	20 µL
JR-SLR-114-77	50 µL
JR-SLR-115-77	100 µL
JR-SLR-116-77	200 µL
JR-SLR-117-77	500 µL
JR-SLR-118-77	1 mL

Other dimensions are available on request. Please contact your local distributor or VICI directly.

#### Spare Parts

Part No.	Description	Qty/pkg
JR-57-5	Nut, SS, long head, Rheodyne® type, for Valve No. 7725	5
JR-58-5	Nut, SS, x-long, Rheodyne® type,	5
JR-59-5	Ferrule, SS, 1/16"	5
JR-60-5	Ferrule, SS, 1/16", 2-step Rheodyne® type	5

#### SPECS

**Material**  
 Loops: SS316  
 Nuts: SS316  
 Ferrules: SS316  
 Caps: Polyethylene

**Dimensions**  
 See chart

**Tolerances of tube ID**  
 +/- 0.05 mm (.002")

**Pressure rating**  
 < 350 bar (5000 psi)

**Note**  
 All loops will be supplied with Rheodyne® type SS hex-head nuts and SS ferrules for reliable connections

Not recommended for use with halides

High pressure resistance, low permeability

**Tech Tip**  
 We offer nuts in three lengths to facilitate wrench access on valves

For loops frequently replaced we recommend the extra long nut – particularly when space is restricted (see page 51)

All SS loops for Rheodyne® are available with the 2-step SS Ferrule Rheodyne® type on request

**SPECS**

**Dimensions**

For nuts with 1/4" and 5/16" head

**ValvTool**

- Handy tool for the lab
- Tighten nuts with a tube or loop installed
- Fits nuts with 1/4" or 5/16" heads


The new ValvTool is a time-saving device, which will provide easy access to many hard-to-reach areas. The unique design with its slotted wrench allows tightening nuts where a loop or a capillary may otherwise

make it difficult. The ValvTool is the ideal for Valco and Cheminert valves and fittings as well as for most of the SS and PEEK fittings on the market with 1/4" and 5/16" heads.



**ValvTool**

Part No.	Description
JR-800	ValvTool, 1/4" and 5/16" open wrench



## INDEX

---

Backpressure Regulators

117

### Disclaimer

The maximum holding pressure for any type of connection involving tubing and a ferrule, varies considerably with the tubing material, the ferrule material, the clearance between tubing OD and ferrule ID and the shape of the fitting detail.

## Backpressure Regulators

### SPECS

#### Wetted parts

Housing: PEEK  
Membrane: polyimide

#### Dimensions

For OD 1/16" Tubing

#### Threads

10-32

#### Tolerances

+/- 0.05 mm (.002")

#### Pressure rating

See Chart

#### Special Info

May be used between detector and other devices without affecting the performance

#### Dead volume

0.25 µm (theoretical)

## Backpressure Regulators

**NEW**

- Improves baseline stability by preventing bubble formation in flow cell
- Adjustable backpressure without disconnecting
- Low dead volume
- Biocompatible
- Easy mounting, panel hole 17 mm

Even properly degassed mobile phases may contain some dissolved gases that can release bubbles in the detector flow cell resulting in baseline noise and drift. The Backpressure Regulator provides a quick and convenient way to improve the stability of detector baseline by providing a constant backpressure on the flow cell which stops the release of dissolved gases from the mobile phase. A spring-loaded diaphragm provides the force that generates the backpressure. Spring tension may be adjusted using the backpressure adjustment screw on the top of

the regulator to vary the backpressure without disconnecting.

Because of the unique design, the Backpressure Regulator has a very small internal volume. Installed between two detectors in a multi-detector system, or between a detector and fraction collector system, or between a detector and fraction collector it will not affect the peak shape. Typically, 90 % or more of a given component's efficiency will be retained upon passing through the regulator. And the fluid path is completely biocompatible!



### Backpressure Regulators

Part No.	Description
JR-BPR1	Variable between 1-20 bar (15-300 psi)
JR-BPR2	Variable between 20-103 bar (300-1500 psi)

## PEEK & Polymer Chemical Resistance

### PEEK & Polymer Chemical Resistance

PEEK exhibits excellent resistance to a wide range of organic and inorganic chemicals. The compatibility of PEEK with many chemicals at 20°C (68°F) has been investigated and the results for unreinforced grades are given in the table below.

PEEK is compatible with almost any of the solvents used in HPLC. The only solvent which will attack PEEK are

concentrated nitric acid and sulphuric acids. However, PEEK tubing can safely withstand 20–30% nitric acid when passivating a system.

Methylene Chloride, DMSO and THF may cause swelling in PEEK. The highest temperature we recommend for PEEK is 100°C. Up to this temperature the tubing will maintain the pressure rating stated.

A = suitable

B = marginal-dependent on application

C = not recommended

#### PEEK and Polymer chemical resistance

Resistance at 20°C	PEEK	PE	PP	PPS	FEP	ETFE	PFA	PTFE
Acetaldehyde	A				A		A	
Acetic acid (20%)	A	A	A	A	A	A	A	A
Acetic acid (80%)	A	A	A	A	A		A	A
Acetic acid (glacial)	A	A	A	A	A	A	A	A
Acetone	A	B	A	A	A	A	A	A
Acetonitrile	A			A	A	A	A	A
Acrylic acid	A			A	A		A	
Ammonia, anhydrous	A			A	A		A	
Ammonia (10%)	A	B	A	A	A	A	A	A
Ammonia (Liquid)	B			A	A		A	
Ammonium hydroxide	A	A	A	A	A	A	A	A
Aqua regia	C			C	A		A	
Aromatic hydrocarbons	A	B	C	A	A		A	
Benzene	A	B	C	A	A	A	A	A
Benzoic acid	A			A	A		A	
Benzaldehyde	A			A	A		A	
Bromine/dibromoethane	C			C	A		A	
Bromine (dry)	C			C	A		A	
Bromine (wet)	C			C	A		A	
Boric acid	A			A	A		A	
Butanol	A	A	A	A	A	A	A	A
Calcium hydroxide	A			A	A		A	
Carbon tetrachloride	A			A	A		A	
Chlorine (gas)	A			C	A		A	
Chlorine (liquid)	C			C	A		A	
Chloroacetic acid	A	B	B	A	A	A	A	A
Chlorobenzene	A			A	A		A	
Chloroform	A	B	B	A	A	A	A	A
Cyclohexane	A	B	C	A	A	A	A	A
Cyclohexanone	A	C	C	A	A	A	A	A
Diethylamine	A	C	A		A	A	A	A
Diethylether	A			A	A		A	
Diethylformamide	A	A	A	A	A	A	A	A
Dioxane	A			A	A	A	A	
Ethanol	A	B	A	A	A	A	A	A
Ether	A	B	C	A	A	A	A	A
Ethyl acetate	A	B	A	A	A	A	A	A
Ethylene chloride		B	B	A	A	A	A	A
Ethylene glycol	A	A	A	A	A	A	A	A
Heptane	A	B	B	A	A	A	A	A



## PEEK &amp; Polymer Chemical Resistance

Resistance at 20 °C	PEEK	PE	PP	PPS	FEP	ETFE	PFA	PTFE
Hexane	A	B	B	A	A	A	A	A
Hydrobromic acid (100%)	C	B	B	A	A		A	A
Hydrobromic acid (20%)	C	B	A		A	A	A	A
Hydrochloric acid (100%)	A		B	C	A	A	A	A
Hydrochloric acid (20%)	A	A	B	C	A	A	A	A
Hydrofluoric acid (100%)	C		B	C	A	A	A	A
Hydrofluoric acid (20%)		A	A	A	A	A	A	A
Hydrogen peroxide (100%)	A	B	B	C	A		A	A
Hydrogen peroxide (50%)	A	B	B		A	A	A	A
Hydrogen peroxide (10%)	A	A	A	A	A	A	A	A
Iso-octane	A		A	A	A		A	A
Isopropanol	A	A	A	A	A		A	A
Isopropyl ether		A	B		A		A	A
Ketones	A	B	B	A	A		A	A
Methanol	A	A	A	A	A	A	A	A
Methyl dichloride			C		A		A	
Methyl ethylketone	A	B	B	A	A	A	A	A
Methylene chloride	B	B	B	A	A	A	A	A
Nitric acid (100%)	C	B	C	C	A	A	A	A
Nitric acid (20%)	A	B	A	C	A	A	A	A
Pentane	A	C	C		A		A	A
Perchloric acid	A	B	B		B		B	A
Phenol (dilute)	A			A	A		A	
Phenol (conc.)	C			A	A		A	
Phosphoric acid (100%)	A	B	A	A	A	A	A	A
Phosphoric acid (40%)	A	A	A	A	A	A	A	A
Potassium hydroxide (dilute)	A			A	A		A	
Potassium hydroxide (70%)	A			A	A		A	
Propanol	A				A		A	
Pyridine	A	B	A	A	A	A	A	A
Sodium hydroxide (80%)	A	B	A	A	A		A	A
Sodium hydroxide (20%)	A	A	A	A	A	A	A	A
Sulphuric acid (100%)	C	B	B	A	A	A	A	A
Sulphuric acid (75%)	C	A	A	A	A	A	A	A
Sulphuric acid (40%)	A	A	A	A	A	A	A	A
Tetrahydrofuran	B	B	B	A	A	A	A	A
Toluene	A	B	B	A	A	A	A	A
Trichloroacetic acid	A	A	A	A	A	A	A	A
Trichloroethane	A		B		A		A	A
Trichloroethylene	A			A	A		A	
Triethylamine			C		A	A	A	A
Water	A	A	A	A	A	A	A	A
Water (distilled)	A	A	A	A	A	A	A	A
Xylene	A			A	A		A	

## The chemical resistance of PEEK at high temperature

Chemical	Temperature	Rating	Chemical	Temperature	Rating
Acetic acid	200 °C (420 °F)	B	Methane	200 °C (420 °F)	A
Ammonia gas	200 °C (420 °F)	A	Methylethylketone	200 °C (420 °F)	C
Carbon monoxide gas	200 °C (420 °F)	A	Nitrobenzene	200 °C (420 °F)	C
Ethylene glycol	200 °C (420 °F)	B	Phosphoric acid (50%)	200 °C (420 °F)	A
Ethylene glycol (50%)	140 °C (284 °F)	A	Sodium hydroxide solution	200 °C (420 °F)	A
Hydrogen sulphide gas	200 °C (420 °F)	A	Sulphuric acid (50%)	200 °C (420 °F)	B
Liquid ammonia	200 °C (420 °F)	B	Sulphur dioxide gas	200 °C (420 °F)	A

## Conversions

### General Conversion Factors

inches to mm:	inches x 25.4 = mm
feet to meter:	feet x 0.3048 = meter
meter to feet:	meter x 3.28 = feet
bar to psi:	bar x 14.5 = psi
psi to bar:	psi x 0.069 = bar
psi to kPa:	psi x 6.9 = kPa

### Pressure Conversions

bar	psi	kPa	MPa
0.1	1.5	10	0.01
0.2	2.9	20	0.02
0.3	4.4	30	0.03
0.4	5.8	40	0.04
0.5	7.3	50	0.05
0.6	8.7	60	0.06
0.7	10.2	70	0.07
0.8	11.6	80	0.08
0.9	13.1	90	0.09
1	14.5	100	0.1
2	29.0	200	0.2
3	43.5	300	0.3
4	58.0	400	0.4
5	72.5	500	0.5
6	87.0	600	0.6
7	101.5	700	0.7
8	116.0	800	0.8
9	130.5	900	0.9
10	145	1000	1
20	290	2000	2
30	435	3000	3
40	580	4000	4
50	725	5000	5
60	870	6000	6
70	1015	7000	7
80	1160	8000	8
90	1305	9000	9
100	1450	10000	10
200	2900	20000	20
300	4350	30000	30
400	5800	40000	40
500	7250	50000	50
600	8700	60000	60
700	10150	70000	70
800	11600	80000	80
900	13050	90000	90
1000	14500	100000	100
1100	15950	110000	110
1200	17400	120000	120
1300	18850	130000	130

### Dimension Conversions

mm	inches	mm	inches	inches	mm	ft	mm
0.050	0.002"	1.50	0.059"	1/32"	0.79	1	304.8
0.064	0.0025"	2.00	0.079"	1/16"	1.59		
0.075	0.003"	3.00	0.118"	3/32"	2.38		
0.100	0.004"	4.00	0.157"	1/8"	3.17		
0.13	0.005"	4.60	0.181"	1/4"	6.35		
0.17	0.007"	6.00	0.236"	5/16"	7.94		
0.20	0.008"	6.35	0.250"	1/2"	12.70		
0.25	0.010"	6.40	0.252"	1"	25.40		
0.38	0.015"	7.00	0.276"				
0.50	0.020"	10.00	0.394"				
0.75	0.030"	12.70	0.500"				
1.00	0.039"						

### Temperature Conversions

°C	°F	°C	°F	°C	°F	°C	°F
-40	-40	100	212	235	455	450	842
-35	-31	105	221	240	464	475	887
-30	-22	110	230	245	473	500	932
-25	-13	115	239	250	482	525	977
-20	-4	120	248	255	491	550	1022
-15	5	125	257	260	500	575	1067
-10	14	130	266	265	509	600	1112
-5	23	°C	°F	270	518	625	1157
0	32	135	275	275	527	650	1202
5	41	140	284	280	536	675	1247
10	50	145	293	285	545	700	1292
15	59	150	302	290	554	725	1337
20	68	155	311	295	563	750	1382
25	77	160	320	300	572	775	1427
30	86	165	329	305	581	800	1472
35	95	170	338	°C	°F	825	1517
40	104	175	347	310	590	850	1562
45	113	180	356	315	599	875	1607
50	122	185	365	320	608	900	1652
55	131	190	374	325	617	925	1697
60	140	195	383	330	626	950	1742
65	149	200	392	335	635	975	1787
70	158	205	401	340	644	1000	1832
75	167	210	410	345	653		
80	176	215	419	350	662		
85	185	220	428	375	707		
90	194	225	437	400	752		
95	203	230	446	425	797		

**Length Conversions**

mm	inches	mm	inches	inches	mm
0.064	0.0025"	3.00	0.118"	1/32"	0.79
0.13	0.005"	4.00	0.157"	1/16"	1.59
0.17	0.007"	4.60	0.181"	3/32"	2.38
0.25	0.010"	6.00	0.236"	1/8"	3.17
0.50	0.020"	6.35	0.250"	1/4"	6.35
0.75	0.030"	6.40	0.252"	5/16"	7.94
1.00	0.039"	7.00	0.276"	1/2"	12.70
1.50	0.059"	10.00	0.394"	1"	25.40
2.00	0.079"	12.70	0.500"		

**Volume Chart**

ID/mm	ID/inch	μl/cm	μl/inch	ID/mm	ID/inch	μl/cm	μl/inch
0.050	.002"	0.02	0.05	1.00	.040"	7.85	20.59
0.064	.0025"	0.03	0.08	1.40	.055"	15.39	38.93
0.075	.003"	0.04	0.12	1.52	.060"	18.15	46.33
0.10	.004"	0.08	0.21	1.59	.062"	19.86	49.47
0.13	.005"	0.13	0.32	1.65	.065"	21.38	54.38
0.17	.0067"	0.23	0.58	1.70	.067"	22.70	57.78
0.18	.007"	0.25	0.63	1.78	.070"	24.88	63.06
0.25	.010"	0.49	1.29	2.00	.079"	31.42	80.32
0.38	.015"	1.13	2.90	2.10	.083"	34.64	88.66
0.50	.020"	1.96	5.15	2.16	.085"	36.64	92.99
0.75	.030"	4.42	11.58	2.40	.094"	45.24	113.72

This chart is only a guideline. Because of ID tolerances for our tubing (+/-0.025mm (.001") for premium grade tubing and +/- 0.050 mm (.002") for standard tubing) volumes have to be measured to get an exact result.

**Frit Volume**

Internal frit volumes are theoretical and calculated by multiplying the total frit volume by the proportion of the pores in the frit (porosity proportion). Stated frit porosi-

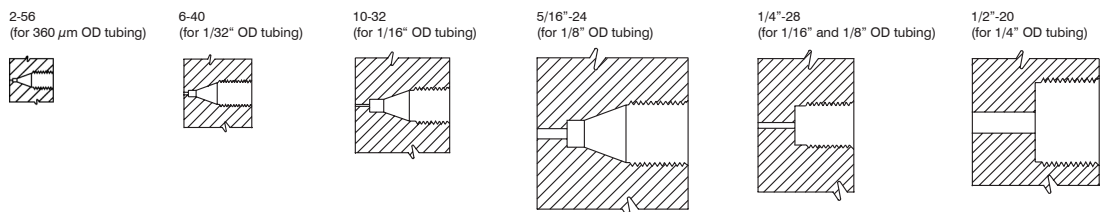
ties are only nominal and do not reflect the maximum pore size of a frit. The chart below will help you in selecting the right frit for your application.

**SS and Titanium Frits & Polymer Frits**

Porosity in μm	Max. pore size in μm	Particles retained in μm	Porosity in %
0.2	1	1.0	22
0.5	2	1.5	26
1	3	3.0	30
2	5	3.5-5.0	35
5	15	15.0	38
10	30	30	40

**Standard Threads**

Place fitting on the fitting detail below to identify the thread size.



### Properties of Metals

---

#### **Stainless steel, type 316**

This is the standard tubing material for chromatography, suitable for a wide variety of applications. It is cold drawn seamless, not welded, with close tolerances held on both ID and OD. We neither recommend nor offer Type 304 stainless steel for analytical applications.

Austenitic stainless steels may be used for most chromatographic applications. Type 316 is most commonly used for HPLC because of its superior chloride ion resistance.

#### **Stainless steel, type 303**

Recommended for GC use and general purpose connections. It combines excellent machining characteristics with good resistance to corrosion and high temperature oxidation. However, it is susceptible to attack by chlorides, iodides, and bromides.

#### **Titanium**

Although it is more difficult to machine than common alloys containing aluminum and vanadium, Valco uses Grade 2 pure titanium in order to avoid possible contamination of the sample stream with these metals. Good for organic and inorganic salts except aluminum and calcium chlorides, and all alkalis except boiling concentrated potassium hydroxide.

Good with dilute, low temperature formic, lactic, sulfuric, hydrochloric, and phosphoric acids, but rapidly attacked by hydrofluoric acid. Good with dilute nitric acid at low temperatures; corrodes at high concentrations and temperatures. Can ignite with fuming nitric acid. Attacked by oxalic acid, concentrated phosphoric acid, hot trichloroacetic acid, and zinc chloride.

## Properties of Polymers

### CTFE

Chlorotrifluoroethylene, is the generic name for the material produced as Kel-F®. It is very resistant to all chemicals except THF and some halogenated solvents, and is resistant to all inorganic corrosive liquids, including oxidizing acids. CTFE can be used at temperatures up to 100°C. Swells in ketones.

### EPDM

Ethylene Propylene Diene Monomer. Ethylene-propylene synthetic rubbers offer excellent heat resistance, oxidation, ozone and weather aging due to their stable, saturated polymer backbone structure. As non-polar elastomers, they have good electrical resistivity, as well as resistance to polar solvents, such as water, acids, alkalies, phosphate esters and many ketones and alcohols.

### ETFE

Ethyltrifluoroethylene is the generic name for the material such as Tefzel®. A fluoropolymer used for sealing surfaces, it is resistant to most chemical attack; however, some chlorinated chemicals will cause a physical swelling of ETFE tubing.

### FEP

Fluorinated ethylene propylene is another member of the fluorocarbon family with similar chemical properties. It is generally more rigid than PTFE, with somewhat increased tensile strength. It is typically more transparent than PTFE, slightly less porous, and less permeable to oxygen. FEP is not as subject to compressive creep at room temperature as PTFE, and because of its slightly higher coefficient of friction is easier to retain in a compression fitting.

### FFKM (Perfluorinated rubber)

FFKM (Perfluorinated rubber) is a Perfluoroelastomer. This is a class of materials such as Kalrez®. It is chemically resistant to polar solvents, organic solvents, inorganic and organic acids and bases, fuels, oils, lubricants, inorganic salts, aldehydes, metal halogen compounds, chlorine, sodium hydroxide, aromatics, alcohols, steam, and strong oxidizing agents. The normal temperature service range is -40°C to 315°C and up to 343°C in intermittent service.

### PEEK

Considered relatively inert and biocompatible, polyetheretherketone tubing can withstand temperatures up to 100°C. Under the right circumstances, .005" – .020" ID tubing can be used up to 5000 psi for a limited time, and .030" to 3000 psi. Larger IDs are typically good to 500 psi. These limits will be substantially reduced at elevated temperatures and in contact with some solvents or acids. Its mechanical properties allow PEEK to be used instead of stainless in many situations and in some environments where stainless would be too reactive. However, PEEK can be somewhat absorptive of solvents and analytes, notably methylene chloride, DMSO, THF, and high concen-

trations of sulfuric and nitric acid. This tubing is highly prone to "kinking", or sealing off, if held in a sharp bend over time.

### PFA

Perfluoroalkoxy is a fluorocarbon with chemical and mechanical properties similar to FEP. More rigid than either PTFE or FEP. Commonly used for injection molded parts.

### PPS

Polyphenylene sulphide is the generic name for the material produced as Fortron®, Ryton®, and Techtron®. It is very resistant to all solvents, acids, and bases.

### PTFE

Polytetrafluoroethylene is the generic name for the class of materials such as Teflon®. It offers superior chemical resistance but is limited in pressure and temperature capabilities. Because it's so easy to handle, it is often used in low pressure situations where stainless steel might cause adsorption. PTFE tubing is relatively porous, and compounds of low molecular weight can diffuse through the tubing wall.

### Polyacetal

Polyacetal or Polyoxymethylene (POM) is the generic name for the material produced as Delrin®. It is an engineering polymer with high mechanical strength and rigidity, excellent dimensional stability and excellent resistance to moisture and solvents. It has a wide useful temperature range in air of -50°C to +90°C. It is not suitable for use with acids, alkalis and oxidizing agents and has limited resistance to dichloromethane and methyl ethyl ketone.

### Polyamide

Polyamide is a thermoplastic polymer also known as Nylon. Nylon has very good physical properties but moisture can have a significant effect. It exhibits very good heat resistance and excellent chemical and wear resistance.

### Polyethylene

Polyethylene is a semi-crystalline material with excellent chemical resistance, and good fatigue and wear resistance. Polyethylenes provide good resistance to organic solvents, staining, and have low moisture absorption rates.

### Polypropylene

Widely used polymer for non-wetted parts. Attacked by strong oxidizers, aromatic and chlorinated hydrocarbons.

### PVDF

PVDF, polyvinylidene fluoride, has excellent resistance to most mineral and organic acids, aliphatic and aromatic hydrocarbons, and halogenated solvents. Poor resistance to acetone, MEK, THF, and potassium and sodium hydroxide. Often supplied as Kynar®.

## Glossary

### A

#### Adapter

A type of fitting which provides a method of joining two components of differing thread types or systems.

#### Analytical column

A long narrow tube packed or coated with one of many available chemically diverse compounds that can separate the components in a sample according to their boiling point, polarity, molecular size, or combination thereof. A column of some kind is used with most chromatographic techniques.

### B

#### Backflush

The use of valving to reverse the flow through a column in order to “backflush” or purge heavier components from the column. See application demonstrating backflush.

#### Biocompatibility

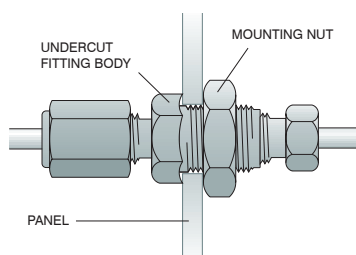
Defines the materials used in a system (i.e. fittings, tubing, and valves) that do not change the bioactivity of the biological substances that come into contact with the surface of these materials. Note that in chromatographic systems, the tubing and column (frits, packing material and wall) contribute over 99% of the surface area and the valves and fittings are insignificant.

#### Bore

The diameter of the orifice through the fitting. See capillary bore, through-type bore, and large bore.

#### Bulkhead fitting

A type of fitting in which the fitting body is inserted through an instrument panel or mounting bracket, to which it is affixed with a mounting nut. The Valco fitting body is uniquely undercut so that it “bites” into the panel when the mounting nut is tightened, eliminating the need for a lock washer.



#### Butt connection

A type of connection in which the two tube ends are directly and squarely in contact, usually effected with a through-type union. Typically used with fused silica connections, or small bore metal tubing.

### C

#### Cap

A cap is used to dead-end a piece of tubing with a nut and ferrule attached.

#### Capillary bore

The smallest available standard orifice in a given fitting design (usually 0.25 mm). Typically denoted by suffix “C” in the product number.

#### Collapsible ferrule

A one-piece ferrule engineered to collapse as it is tightened. The collapse takes place in two very narrow areas, and results in a very effective seal with virtually no distortion of the tubing ID and no dead volume. \*Patent No. 6,575,501

#### Compression fitting

A style of fitting in which a threaded nut compresses a tapered ferrule onto tubing as the nut is tightened. Valco metal ferrules cut a ring into the tubing wall while polymer types rely on surface compression to form a seal and hold the tube by friction.

#### Connecting volume

The volume between two or more connections. This may be cleanly swept, thus not contributing to peak distortion, or may be “dead volume” such as that found in fittings with larger bores than the connecting tubing.

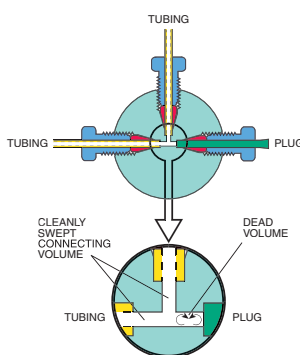
#### Cross

A type of distribution fitting which connects four pieces of tubing, arranging them in the pattern of a cross.

### D

#### Dead volume

Any volume which a component introduces to a system that is not cleanly swept and relies on diffusion to clear the space. See connecting volume.



#### Detail

See fitting detail.

**Distribution fitting**

A generic term for tees, crosses, and manifolds, used to provide multiple access points to “distribute” a gas or liquid through a system. CAUTION! Using a distribution fitting in reverse to merge multiple streams may create dead volume. Special manifolds are available for this application.

**F****Female Nut**

A type of compression fitting in which the nut has female threads.

**FIA**

Flow Injection Analysis. A simple and versatile analytical technique for automating wet chemical analyses based on the manipulation of a sample zone formed from the injection of the sample into a continuous stream of fluid used as a carrier.

**Ferrule**

One of the components of a compression fitting; the conical piece of metal or plastic that compresses onto the tube as it is forced into a tapered seat. Valco metal ferrules are unique in that they attach to and seal at the tube by cutting a shallow ring into it, instead of by actually swaging it. This is preferable since it introduces no flow restriction.

**Filter**

A type of union or reducing union which traps the particulates in a stream. The filtering element is typically a mesh screen or sintered frit.

**Fingertight Fitting**

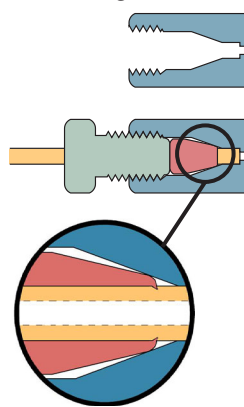
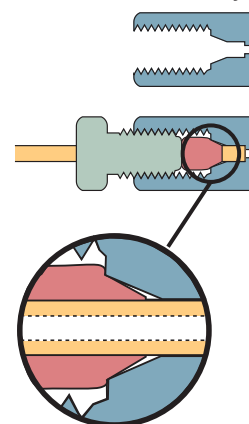
A fingertight fitting is a knurled or winged the nut which is hand tightened to compress the ferrule. Note: Polymer type ferrules rely on surface compression to form a seal and hold the tube by friction.

**Fitting**

A One-Piece combination of ferrule and nut with male threads.

**Fitting detail**

A fitting detail has the thread to accept the nut, a tapered ferrule seat and a pilot for the tube, thus the counterpart where the nut, ferrule and tube make the seal and are held in place. The Valco fitting details have the perfect shape, with a smooth transition from the ferrule seat into the cylindrical and threaded part. Many other fitting details are poor in design where the ferrule is forced in a too shallow ferrule seat. The result is a “knicked” ferrule which cannot apply its sealing force anymore to the front of the ferrule.

**Valco Design****Other Style****Flanged fitting**

A type of fitting used with fluoropolymer tubing (PTFE, FEP) in which a flange is made at the tube end. Connections are made at the flange either by compressing the flange into a flat detail (typically 1/4”-28 threaded) or by butting two flanges together. A special flanging tool forms the flanges.

**Flangeless fitting**

Similar in application to the flanged fitting, but the flange is not required. A ferrule system (collapsible ferrule or inverted ferrule) is used which grips/compresses the tube. This fitting type can be used with virtually any polymeric tubing since the tube end does not have to be formed, but simply square cut. Typically used in 1/4”-28 threaded fittings, it is usually interchangeable with flanged fittings.

**Frit**

A filter element typically made of stainless, Hastelloy, Titanium, or polymers, usually 0.75 mm or 1 mm thick. Frits may provide better filtration than screens, but because they are thicker there is greater mixing potential, and they typically result in increased pressure drop.

**G****GC**

Gas Chromatography. An analytical method incorporating an injection system, analytical column, controlled temperature zone, and detector. An inert carrier gas moves the sample through the column, which separates the sample components into discrete bands which are measured as they pass through the detector.

**Guard column**

A column used in series between the injector and analytical column to prevent certain types of components from entering the analytical column.

## H

### HPLC

High Performance Liquid Chromatography. An analytical system consisting of an injector, pump, analytical column, and detector. Using a liquid mobile phase, the sample is pumped through the column, where it is separated into discrete sample component bands which are detected and measured as the bands elute from the column.

## I

### ID

Internal diameter.

### Inert

Technically, unreactive with other substances; however, in the instrumentation field, "inert" is a relative term. Often polymers are termed inert but are soluble in some fluids and can react with some compounds.

## L

### LC

Liquid Chromatography. Any of a variety of low to medium pressure techniques which use a liquid mobile phase as the carrier to move sample. Similar to HPLC.

### Large bore

A bore that is larger than the standard for a given fitting; a fitting ordered with a large bore will have a larger flow orifice than the standard or capillary bore fitting of the same design.

### Luer adapter

An adapter that connects a tapered luer fitting (square nib) of a syringe to a tube or tube fitting.

## M

### Male Nut

A type of compression fitting in which the nut has male threads.

### Make up

The point at which a ferrule, nut, and tube are assembled in the fashion which will effect a leak-free seal. In most compression fittings, that is accomplished by compressing the tube with the small end of the ferrule. With Valco metal ferrules, the ferrule usually makes up on the tube by cutting a shallow ring in it.

### Manifold

A type of distribution fitting in which a single source is directed to multiple outlets, or vice versa. Caution! Using a common distribution fitting in reverse to merge multiple streams may create dead volume. Special manifolds are available for this application.

### Microbore column

A liquid chromatography column of narrow bore (typically 2 mm or less) for improved resolution.

## N

### Nanovolume

Nanovolume fittings and valves are designed for minimum system volume, have typically bores of 100  $\mu\text{m}$  and are used in applications with extreme low flows e.g. 200 nL/min.

### NPT

National Pipe Thread; a standardized tapered pipe fitting. See pipe thread.

### Nut

The tensioning component of a compression fitting. As the threaded nut is tightened into the fitting detail, it pushes the ferrule forward into the tapered ferrule seat, causing it to make up on the tube.

## O

### OD

Outside diameter.

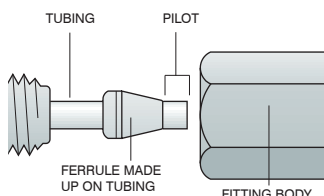
### One Piece Fingertight

A one-piece fingertight fitting is a knurled or winged nut with integrated ferrule. It is convenient to use since the ferrule is retrieved together with the nut from a port. Note: Polymer type ferrules rely on surface compression to form a seal and hold the tube by friction.

## P

### Pilot

The tubing which extends beyond a ferrule in a made-up Fitting. See also "Pilot depth", and "Zero dead volume" below.



### Pilot depth

The length of the tubing diameter cavity beyond the tapered ferrule seat within a fitting detail. Valco fitting pilot depths are tightly controlled which allows interchanging of components without the risk of leaks or dead volume.

### Pipe thread

The external or internal threads of a fitting designed to effect a metal-to-metal seal on the conical thread faces. This type of fitting does not "bottom out" in the detail. Typically used with Teflon tape or other compound to



lubricate the threads; however, since the diffusion rate of air components through the Teflon tape is considerable, pipe fittings should not be used in systems where leakage rates are critical.

#### Plug

A plug is used to block a fitting detail in a union, Tee, cross or valve.

### S

#### Screen

A replaceable filter element generally made of Type 316 stainless steel, usually 0.003" thick. Screens clog less frequently than frits but they are less effective filters. Because they are thinner there is less hold-up volume and thus less mixing.

#### Port

The connection, orifice, seal, or septum, etc. through which sample, mobile phase or eluents may be added or withdrawn.

### R

#### reducing ferrule

A ferrule which allows a smaller tube to be used in a fitting detail designed for a larger tube. Caution should be taken if standard reducing ferrules without integral pilots are used, since dead volume may be created in the fitting pilot depth.

#### reducing union

A fitting which joins two tubes of different ODs. The bore of the fitting should typically match the ID of the smaller tube.

### T

#### Tee

A type of distribution fitting which connects three pieces of tubing, arranging them in the pattern of a "T".

#### Through-type bore

A bore which is slightly larger than the OD of the tubing which is used with the given fitting. A union with a through-type bore allows the tube ends to butt directly together, or for one tube to run completely through the fitting. Denoted by suffix "T" in the product number. In order to assure correct pilot lengths, we recommend that ferrules be made up on the tubing in a standard union.

### U

#### Union

A fitting for connecting two pieces of tubing of the same OD, or different OD's (see reducing Union).

**Female Union** – A type of compression fitting in which the fitting body has female threads. Also referred to as internal union.

**Male Union** – A type of compression fitting in which the fitting body has male threads. Also referred to as external union.

#### Unswept volume

The volume of any portion of a fitting which is in the flow-path but which is a different diameter than the primary flow orifice through the tubing/fitting assembly, or any area not directly swept by the fluid flow. This can also be known as "dead volume" if it is very poorly swept.

### W

#### Wetted surfaces

The surfaces which are contacted by the sample stream.

### Y

#### Y

A type of distribution fitting which connects three pieces of tubing, arranging them in the pattern of a "Y". Occasionally referred to as a "wye".

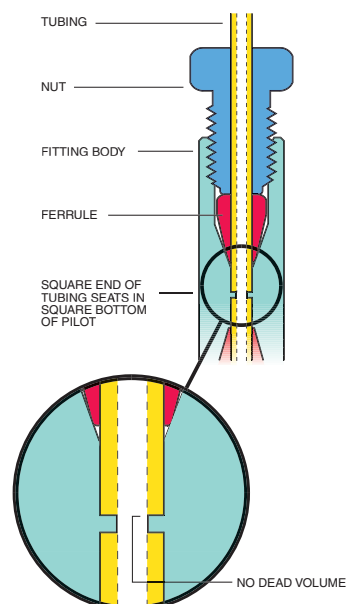
### Z

#### ZDV

Zero dead volume. See definition below.

#### Zero dead volume (ZDV)

Describes a connection which does not add volume to the system beyond what an extension of tubing would in its place.



## Part Number Index

Part. No.	Page	Part. No.	Page	Part. No.	Page
JR-.5FR1-5	97	JR-070224-10	73	JR-1150-10P-5	101
JR-.5FR1TI-5	99	JR-070225-10	73	JR-1151-10P-5	82
JR-.5FR2-5	97	JR-071123-10	73	JR-1FR1-5	97
JR-.5FR4-5	97	JR-071124-10	73	JR-1FR2-5	97
JR-.5FR6-5	97	JR-071323-10	73	JR-201094BK-10	64
JR-.5FR8-5	97	JR-071324-10	73	JR-201094WH-10	64
JR-040BK-10	63	JR-072350-10	73	JR-20116-10	62
JR-040BL-10	63	JR-072450-10	73	JR-20124-10	62
JR-040GR-10	63	JR-1030	43	JR-201531	33
JR-040RE-10	63	JR-1032	43	JR-201536	32
JR-040WH-10	63	JR-1033	43	JR-201537	32
JR-040WL-10	63	JR-1040	43	JR-201539	33
JR-040YL-10	63	JR-1042	43	JR-201540	32
JR-041-10	60	JR-1043	43	JR-201540L	32
JR-050BK-10	63	JR-1061	41	JR-201541	32
JR-050BL-10	63	JR-1064	65	JR-201554	32
JR-050GR-10	63	JR-1065	65	JR-201580BK-10	64
JR-050RE-10	63	JR-1066	41	JR-201580WH-10	64
JR-050WH-10	63	JR-1067	41	JR-201662	33
JR-050WL-10	63	JR-1068	65	JR-201663	33
JR-050YL-10	63	JR-10FR1-5	97	JR-201926-10	33
JR-051-10	27	JR-10FR1K-5	97	JR-201928-10	33
JR-060-5	65	JR-10FR2-5	97	JR-202118-10	64
JR-061	41	JR-10FR4-5	97	JR-202119-10	64
JR-0611	45	JR-10FR6-5	97	JR-202120-10	64
JR-0611-SS05-3	84	JR-10FR8-5	97	JR-202121-10	64
JR-0611-SS2-3	84	JR-10FR8TI-5	99	JR-202122-10	64
JR-0611-TI05-3	84	JR-1100-05P-5	98	JR-202123-10	64
JR-0611-TI2-3	84	JR-1100-2P-5	98	JR-202124-10	64
JR-0612	45	JR-1101-05P-5	98	JR-202125-10	64
JR-0617	45	JR-1101-2P-5	98	JR-202142-10	64
JR-062	105	JR-1102-05P-5	98	JR-202143-10	64
JR-0622	45	JR-1102-2P-5	98	JR-202144-10	64
JR-0623	45	JR-1103-05P-5	98	JR-202145-10	64
JR-0625	45	JR-1103-2P-5	98	JR-202235	32
JR-0626	45	JR-1104-05P-5	98	JR-2030	43
JR-064	65	JR-1104-2P-5	98	JR-2032	43
JR-065	65	JR-1110-05P-5	85	JR-2033	43
JR-066	41	JR-1110-2P-5	85	JR-2040	43
JR-067	41	JR-1110-5P-5	85	JR-2042	43
JR-068	65	JR-1111-05P-5	85	JR-2043	43
JR-070101-10	73	JR-1111-2P-5	85	JR-26501	105
JR-070111-10	73	JR-1111-5P-5	85	JR-26502	105
JR-070112-10	73	JR-1125-05P-5	82	JR-26503	105
JR-070113-10	73	JR-1125-10P-5	100	JR-26504	105
JR-070123-10	73	JR-1125-2P-5	82	JR-27305	106
JR-070124-10	73	JR-1125-5P-5	100	JR-2FR1-5	97
JR-070211-10	73	JR-1127-05P-5	100	JR-2FR1K-5	97
JR-070212-10	73	JR-1127-2P-5	100	JR-2FR1KTI-5	99
JR-070213-10	73	JR-1128-5P-5	100	JR-2FR1TI-5	99

Part. No.	Page	Part. No.	Page	Part. No.	Page
JR-2FR2-5	97	JR-5003-5	39	JR-55090-10	61
JR-2FR2TI-5	99	JR-5004-5	38	JR-55090-5	35
JR-2FR4-5	97	JR-5005-5	109	JR-55091-10	61
JR-2FR4TI-5	99	JR-55010-5	39	JR-55091-5	35
JR-2FR6-5	97	JR-55011-5	39	JR-55100-5	38
JR-2FR6TI-5	99	JR-55012-5	39	JR-5510-5	38
JR-2FR8-5	97	JR-55013-5	39	JR-55110-5	38
JR-2FR8TI-5	99	JR-55014-5	39	JR-5511-5	38
JR-32171	79	JR-55015-5	39	JR-5570-5	39
JR-32172	79	JR-55016-12	39	JR-5580-5	38
JR-32174	79	JR-55020-5	36	JR-5595	45
JR-32178	79	JR-55021-5	36	JR-56-5	51
JR-32179	79	JR-55022-5	36	JR-57-5	51
JR-34N	55	JR-55023-5	36	JR-58000-5	35
JR-357090	29	JR-55024-5	36	JR-58-5	51
JR-357180	29	JR-5502-5	37	JR-59-5	51
JR-35P	46	JR-55025-5	36	JR-6029	68
JR-35S	54	JR-5503-5	38	JR-6030	68
JR-367008-10	80	JR-5504-5	37	JR-6031	68
JR-367008-2	80	JR-5505	45	JR-6032	69
JR-367008-20	80	JR-55050-10	59	JR-6033	69
JR-367016-10	80	JR-55051-10	59	JR-6034	69
JR-367016-2	80	JR-55060-10	33	JR-6039	68
JR-367016-20	80	JR-55061-10	33	JR-6040	68
JR-3675-2	80	JR-55070-10	60	JR-6041	68
JR-3678-2	80	JR-55071-10	27	JR-6042	69
JR-3678-25	80	JR-5507-5	37	JR-6043	69
JR-4071-10	107	JR-55080-10	61	JR-6044	69
JR-4072-10	107	JR-55080-5	35	JR-60-5	51
JR-4073-10	107	JR-55081-10	61	JR-6120-50030	95
JR-4074-10	107	JR-55081-5	35	JR-6140	27
JR-4075-10	107	JR-55082-10	61	JR-6141-10	27
JR-408	46	JR-55082-5	35	JR-65001NF	104
JR-4081-10	107	JR-55083-10	27	JR-65002NF	104
JR-4082-10	107	JR-55083-5	35	JR-65003NF	104
JR-4083-10	107	JR-55084-10	61	JR-65005NF	104
JR-4084-10	107	JR-55084-5	35	JR-65006NF	104
JR-4085-10	107	JR-5508-5	37	JR-65011	105
JR-409	46	JR-55085-10	61	JR-660100	71
JR-410	46	JR-55085-5	35	JR-660110	71
JR-4676-10	78	JR-55086-10	61	JR-660200	71
JR-4676-10TF	78	JR-55086-5	35	JR-660210	71
JR-4676-2	78	JR-55087-10	61	JR-660300	71
JR-4676-2.5TF	78	JR-55087-5	35	JR-660310	71
JR-4676-5TF	78	JR-55088-10	61	JR-660320	71
JR-4677-10	78	JR-55088-5	35	JR-660330	71
JR-4677-10TF	78	JR-55089-10	61	JR-66140	105
JR-4677-2	78	JR-55089-5	35	JR-66158	105
JR-4677-2.5TF	78	JR-5508X-12	35	JR-67140-1A	105
JR-4677-5TF	78	JR-5508X-24	33	JR-67140-2B	105

## Part Number Index

Part. No.	Page	Part. No.	Page	Part. No.	Page
JR-67-250-2A	104	JR-9000-0522F	75	JR-C360RU1FS6	49
JR-67-250-4	104	JR-9000-0522H	75	JR-C360RU1PK6	48
JR-68181NF	104	JR-9000-0522HF	75	JR-C360RU1S66	49
JR-68182NF	104	JR-9000-0525GC	77	JR-C360UFS2	49
JR-68183NF	104	JR-9000-0526G	77	JR-C360UFS4	49
JR-68184NF	104	JR-9000-0528G	77	JR-C360UFS6	49
JR-68185NF	104	JR-9000-0530	75	JR-C360UPKG2	48
JR-68186NF	104	JR-9000-0530F	75	JR-C360UPKG4	48
JR-68230-05	85	JR-9000-0531	75	JR-C360UPKG6	48
JR-68230-2	85	JR-9000-0531F	75	JR-C360US62	49
JR-68230-5	85	JR-9000-0532	75	JR-C360US64	49
JR-68231-05	85	JR-9000-0532F	75	JR-C360US66	49
JR-68231-2	85	JR-9000-0602	76	JR-C5M1PK	69
JR-68231-5	85	JR-9000-0603	76	JR-C5M2PK	69
JR-68242TI	106	JR-9000-0604	76	JR-C9M1PK	69
JR-68242TI2	106	JR-9000-0604H	76	JR-C9M2PK	69
JR-68247	82	JR-9000-0640	76	JR-CBL-CB1PK	47
JR-68252TI	106	JR-9000-0641	76	JR-CBN	41
JR-68252TI2	106	JR-9000-0642	76	JR-CBULPK	67
JR-68253	82	JR-9000-0670	44	JR-CBUMPK	67
JR-68257	82	JR-9001	29	JR-CCPK-1	46
JR-68257PE	82	JR-B-C5M1PK	69	JR-C-EN.5FPKB	47
JR-68258	83	JR-B-C5M2PK	69	JR-CFE-S10-5	81
JR-68262	83	JR-B-C9M1PK	69	JR-CFE-S2-5	81
JR-68264	83	JR-B-C9M2PK	69	JR-CFE-S75-5	81
JR-68264PE	83	JR-B-CM1XPK	70	JR-CFL-2W-S	66
JR-792	31	JR-B-CM2XPK	70	JR-CFL-4D	66
JR-793	31	JR-BPR1	117	JR-CFL-CB1KF	59
JR-794	30	JR-BPR2	117	JR-CFL-CB2KF	59
JR-795	30	JR-C360C	49	JR-CFL-CB2KF-S	66
JR-796	31	JR-C360CFS	49	JR-CFL-CB4KF-S	66
JR-797	30	JR-C360CPKG	48	JR-CM1XPK	70
JR-798	30	JR-C360ET	48	JR-CM2XPK	70
JR-800	56	JR-C360NFFS	49	JR-C-NERU1FPK	47
JR-8000-0485	76	JR-C360NFPKG	48	JR-C-NEU.5FPK	47
JR-802	56	JR-C360NFS6	49	JR-C-NEU.5XFPK	47
JR-804	56	JR-C360PPK	48	JR-C-NNFFPK	47
JR-805	56	JR-C360QTPKG2	48	JR-CU4LPK	66
JR-806	57	JR-C360QTPKG4	48	JR-EN1FPKB	47
JR-9	106	JR-C360QTPKG6	48	JR-F-197-062-2TINC	106
JR-9000-0005	93	JR-C360QUPKG2	48	JR-F-197-062-5TI	106
JR-9000-0007	94	JR-C360QUPKG4	48	JR-F-255-079-10PE	101
JR-9000-0010	93	JR-C360QUPKG6	48	JR-FPKBSS.5	59
JR-9000-0013	94	JR-C360QXPKG2	48	JR-FPKBSS1	59
JR-9000-0014	94	JR-C360QXPKG4	48	JR-FRK1	57
JR-9000-0520	75	JR-C360QXPKG6	48	JR-HKS	57
JR-9000-0520F	75	JR-C360RU.5FS2	49	JR-LZN1-5	50
JR-9000-0520G	77	JR-C360RU.5FS4	49	JR-LZNF1KF-5	40
JR-9000-0520GC	77	JR-C360RU.5FS6	49	JR-LZNF1PK-5	40
JR-9000-0521	75	JR-C360RU.5S62	49	JR-LZNF1PKG-5	40
JR-9000-0521F	75	JR-C360RU.5S64	49	JR-MZN1-5	50
JR-9000-0522	75	JR-C360RU.5S66	49	JR-MZNF1KF-5	40

Part. No.	Page	Part. No.	Page	Part. No.	Page
JR-MZNF1PK-5	40	JR-SLR-115-77	114	JR-T-37100-**	10
JR-MZNF1PKG-5	40	JR-SLR-116	114	JR-T-37125-**	10
JR-PTAS	72	JR-SLR-116-77	114	JR-T-37150-**	10
JR-S-11001	92	JR-SLR-117	114	JR-T-3750-**	10
JR-S-11002	92	JR-SLR-117-77	114	JR-T-3775-**	10
JR-S-11003	92	JR-SLR-118	114	JR-T-4001-**	24
JR-S-11011	91	JR-SLR-118-77	114	JR-T-4002-**	24
JR-S-11012	91	JR-SLR-2190	113	JR-T-4003-**	24
JR-S-11013	91	JR-SLR-2191	113	JR-T-4004	24
JR-S-11101	92	JR-SLR-2192	113	JR-T-4005	24
JR-S-11102	92	JR-SLR-2193	113	JR-T-4007-**	24
JR-S-11103	92	JR-SLR-2194	113	JR-T-4009	24
JR-S-11111	91	JR-SLR-2195	113	JR-T-4011-**	25
JR-S-11112	91	JR-SLR-2196	113	JR-T-4011C-**	26
JR-S-11113	91	JR-SLR-2200	113	JR-T-4036-**	25
JR-S-11201	92	JR-SLR-2201	113	JR-T-4036C-**	26
JR-S-11202	92	JR-SLR-2202	113	JR-T-4037-**	25
JR-S-11203	92	JR-SLR-2204	113	JR-T-4039-**	25
JR-S-11211	91	JR-SLR-2206	113	JR-T-4041	25
JR-S-11212	91	JR-SLR-2207	113	JR-T-4183-**	25
JR-S-11213	91	JR-SLR-2210	113	JR-T-4183C-**	26
JR-S-20002	89	JR-SLR-2222	113	JR-T-436100-**	24
JR-S-20003	90	JR-SLV-75-10	109	JR-T-436150-**	24
JR-S-20004	90	JR-SLV-75-100	109	JR-T-43650-**	24
JR-S-40004	89	JR-SLV-75-1000	109	JR-T-43675-**	24
JR-SLC-85-10	111	JR-SLV-75-20	109	JR-T-5602-**	9
JR-SLC-85-100	111	JR-SLV-75-250	109	JR-T-5603-**	9
JR-SLC-85-1000	111	JR-SLV-75-5	109	JR-T-5604-**	9
JR-SLC-85-20	111	JR-SLV-75-50	109	JR-T-5605-**	9
JR-SLC-85-200	111	JR-SLV-75-500	109	JR-T-5606-**	9
JR-SLC-85-250	111	JR-SLV-76-10	110	JR-T-5607-**	9
JR-SLC-85-300	111	JR-SLV-76-100	110	JR-T-5610-**	9
JR-SLC-85-5	111	JR-SLV-76-1000	110	JR-T-5620-**	9
JR-SLC-85-50	111	JR-SLV-76-20	110	JR-T-5664-**	9
JR-SLC-85-500	111	JR-SLV-76-250	110	JR-T-5702-**	8
JR-SLC-86-10	112	JR-SLV-76-5	110	JR-T-5703-**	8
JR-SLC-86-100	112	JR-SLV-76-50	110	JR-T-5704-**	8
JR-SLC-86-1000	112	JR-SLV-76-500	110	JR-T-5705-**	8
JR-SLC-86-20	112	JR-T-078-**	22	JR-T-5706-**	8
JR-SLC-86-250	112	JR-T-080-**	22	JR-T-5707-**	8
JR-SLC-86-5	112	JR-T-082-**	22	JR-T-5708-**	9
JR-SLC-86-50	112	JR-T-083-**	22	JR-T-5710-**	8
JR-SLC-86-500	112	JR-T-084-**	22	JR-T-5715-**	9
JR-SLR-111	114	JR-T-085-**	22	JR-T-5720-**	8
JR-SLR-111-77	114	JR-T-086-**	23	JR-T-5764-**	8
JR-SLR-112	114	JR-T-087-**	23	JR-T-5802-**	6
JR-SLR-112-77	114	JR-T-088-**	23	JR-T-5803-**	6
JR-SLR-113	114	JR-T-36100-**	10	JR-T-5804-**	6
JR-SLR-113-77	114	JR-T-36125-**	10	JR-T-5993-**	9
JR-SLR-114	114	JR-T-36150-**	10	JR-T-5994-**	9
JR-SLR-114-77	114	JR-T-3650-**	10	JR-T-5995-**	9
JR-SLR-115	114	JR-T-3675-**	10	JR-T-5998-**	7

## Part Number Index

Part. No.	Page	Part. No.	Page	Part. No.	Page
JR-T-5998C-**	6	JR-T-6794-**	19	JR-T-96340	15
JR-T-5999-**	6	JR-T-6800-**	25	JR-T-97005	14
JR-T-6000-**	6	JR-T-6801-**	25	JR-T-97010	14
JR-T-6001-**	6	JR-T-6802-**	17	JR-T-97015	14
JR-T-6002-**	6	JR-T-6802C-**	18	JR-T-97020	14
JR-T-6003-**	6	JR-T-6803-**	17	JR-T-97025	14
JR-T-60031-**	6	JR-T-6803C-**	18	JR-T-97030	14
JR-T-60032-**	6	JR-T-6804-**	20	JR-T-97035	14
JR-T-6004-**	11	JR-T-6805-**	25	JR-T-97040	14
JR-T-60041-**	11	JR-T-6806-**	17	JR-T-97045	14
JR-T-60042-**	11	JR-T-6806C-**	18	JR-T-97055	14
JR-T-6006	11	JR-T-6807-**	25	JR-T-97060	14
JR-T-6007-**	7	JR-T-6808-**	26	JR-T-97065	14
JR-T-6008-**	7	JR-T-6809	21	JR-T-97075	14
JR-T-6009-**	7	JR-T-6810	25	JR-T-97080	14
JR-T-6010-**	7	JR-T-6811-**	26	JR-T-97085	14
JR-T-6011-**	7	JR-T-6812-**	17	JR-T-97090	14
JR-T-6060-**	10	JR-T-6812C-**	18	JR-T-97095	14
JR-T-6105-**	21	JR-T-6813	20	JR-T-97100	14
JR-T-6130-**	27	JR-T-6814-**	20	JR-T-97105	14
JR-T-6210-**	21	JR-T-6835-**	20	JR-T-97110	14
JR-T-625-04-**	13	JR-T-96005	15	JR-TD-6007-**	7
JR-T-625-05-**	13	JR-T-96010	15	JR-TD-6008-**	7
JR-T-625-10-**	13	JR-T-96015	15	JR-TD-6009-**	7
JR-T-625-20-**	13	JR-T-96020	15	JR-TD-6010-**	7
JR-T-625-30-**	13	JR-T-96025	15	JR-TD-6011-**	7
JR-T-625-40-**	13	JR-T-96030	15	JR-TSS.505-**	12
JR-T-626-00-**	13	JR-T-96035	15	JR-TSS.507-**	12
JR-T-628-00	13	JR-T-96040	15	JR-TSS.510-**	12
JR-T-6310-**	21	JR-T-96105	15	JR-TSS.520-**	12
JR-T-6320-**	21	JR-T-96110	15	JR-TSS105-**	12
JR-T-6604C-**	20	JR-T-96115	15	JR-TSS110-**	12
JR-T-6605-**	19	JR-T-96120	15	JR-TSS115-**	12
JR-T-6605C-**	20	JR-T-96125	15	JR-TSS120-**	12
JR-T-6606-**	19	JR-T-96130	15	JR-TSS130-**	12
JR-T-6606C-**	20	JR-T-96135	15	JR-TSS140-**	12
JR-T-6607-**	19	JR-T-96140	15	JR-TSS230-**	12
JR-T-6607C-**	20	JR-T-96205	15	JR-TSS240-**	12
JR-T-6610-**	19	JR-T-96210	15	JR-TSS260-**	12
JR-T-6610C-**	20	JR-T-96215	15	JR-TSS267-**	12
JR-T-6615-**	19	JR-T-96220	15	JR-TSS285-**	12
JR-T-6620-**	19	JR-T-96225	15	JR-ZBU1CFPK	41
JR-T-6620C-**	20	JR-T-96230	15	JR-ZBU1FPK	41
JR-T-6704-**	17	JR-T-96235	15	JR-ZBU1MFPK	41
JR-T-6704C-**	18	JR-T-96240	15	JR-ZC.5FPK	46
JR-T-6705-**	17	JR-T-96305	15	JR-ZC1	54
JR-T-6705C-**	18	JR-T-96310	15	JR-ZC1PK	46
JR-T-6706-**	17	JR-T-96315	15	JR-ZC2	54
JR-T-6706C-**	18	JR-T-96320	15	JR-ZF.5PK	42
JR-T-6707-**	17	JR-T-96325	15	JR-ZF.5S6-5	50
JR-T-6707C-**	18	JR-T-96330	15	JR-ZF1S6-5	50
JR-T-6708-**	17	JR-T-96335	15	JR-ZF2PK-5	39, 42

Part. No.	Page	Part. No.	Page	Part. No.	Page
JR-ZF2S6-5	50	JR-ZNF1PKG-5	40	JR-ZU1XCS6	52
JR-ZGF.5PK	47	JR-ZNF1PKG-F-5	40	JR-ZX1	53
JR-ZGF1PK	47	JR-ZP5FPK	46	JR-ZX1C	53
JR-ZN.5-5	50	JR-ZP1	54	JR-ZX1M	53
JR-ZN.5FPK	42	JR-ZP2	54		
JR-ZN1-5	50	JR-ZRU1.5FPK	42		
JR-ZN2-5	50	JR-ZRU21	52		
JR-ZN2PK-5	39	JR-ZRU21FPK	42		
JR-ZNF1FKF-5	40	JR-ZT1	53		
JR-ZNF1FPKG-5	40	JR-ZT1C	53		
JR-ZNF1KF-5	40	JR-ZT1M	53		
JR-ZNF1KF-F-5	40	JR-ZU1CS6	52		
JR-ZNF1PK-5	40	JR-ZU1MS6	52		
JR-ZNF1PK-F-5	40	JR-ZU1S6	52		

### Trademarks and Registered Trademarks

Cheminert® is a Registered Trademark of Valco Instruments Co. Inc. and VICI AG International

Duran® is a Registered Trademark of Schott AG

Kel-F® is a Registered Trademark of 3M Company

Nanovolume® is a Registered Trademark of Valco Instruments Co. Inc.

PEEK™ is a Trademark of Victrex plc

Rheodyne® is a Registered Trademark of Rheodyne LLC

VICI® is a Registered Trademark of Valco Instruments Co. Inc. and VICI AG International

VICI Jour® is a Registered Trademark of VICI AG International

SCAT® is a Registered Trademark of SCAT-Europe GmbH









International distributors

**CANADA**

VICI Valco Instruments Canada Corp.  
26 Water Street East  
CA-Brockville, ON K6V 1A1  
Phone: +1 613 342 2600  
Toll free: +1 866 297 2626  
Fax: +1 613 342 0111  
Email: canada@vici.com  
Web: www.vici.com

**CHINA**

J & J Industries  
Room 917/918, Prime Tower  
22 Chaoyangmen Wai Da Jie  
CN-Beijing 100020  
Phone: +86 10 65888666  
Fax: +86 10 65886577  
Email: sales@jjindustries.com.cn  
Web: www.jjindustries.com.cn

**DENMARK**

Mikrolab Aarhus A/S  
Axel Kiær Vej 34  
DK-8270 Højbjerg  
Phone: +45 86 29 61 11  
Fax: +45 86 29 61 22  
Email: ml@mikrolab.dk  
Web: www.mikrolab.dk

**FINLAND**

Krotek O.Y.  
Rantatie 11, FI-33250 Tampere  
Phone: +358 3 253 52 18  
Fax: +358 3 253 51 44  
Email: krotek@sci.fi  
Web: www.krotek.fi

**FRANCE**

Interchim SA  
211 Bis, Avenue J.F. Kennedy  
BP 1140  
FR-03103 Montluçon Cedex  
Phone: +33 4 700 388 55  
Fax: +33 4 700 382 60  
Email: interchrom@interchim.com  
Web: www.interchim.com

**GERMANY**

YMC Europe GmbH  
Schöttmannshof 19  
DE-46539 Dinslaken  
Phone: +49 2064 427 0  
Fax: +49 2064 427 222  
Email: info@ymc.de  
Web: www.ymc.de

**IRELAND**

Carl Stuart Ltd.  
Tallaght Business Park  
Whitestown, IE-Dublin 24  
Phone: +353 1 452 34 32  
Fax: +353 1 452 39 67  
Email: info@carlstuart.com  
Web: www.carlstuart.com

**ITALY**

C.P.S. Analitica S.r.l.  
Via Neera 8/A, IT-20141 Milano  
Phone: +39 02 895 4201  
Fax: +39 02 895 42022  
Email: cps@cps.it  
Web: www.cps.it

**ITALY**

Labservice Analytica S.r.l.  
Via Emilia 51/C  
IT-40011 Anzola Emilia/Bologna  
Phone: +39 051 732351  
Fax: +39 051 732759  
Email: info@labservice.it  
Web: www.labservice.it

**JAPAN**

GL Sciences Inc.  
22-1 Nishishinjuku 6-chome  
Shinjuku-Ku, JP-163-1130 Tokyo  
Phone: +81 3 5323 6620  
Fax: +81 3 5323 6621  
Email: world@gls.co.jp  
Web: www.gls.co.jp

**NETHERLANDS**

Da Vinci Europe Laboratory Solutions B.V.  
P.O. Box 12.103  
NL-3004 GC Rotterdam  
Phone: +31 10 258 18 70  
Fax: +31 10 258 18 79  
solutions@davincieurope.com  
Web: www.davincieurope.com

**NORWAY**

Teknolab AS  
Trollasveien 34  
NO-1414 Trollasen  
Phone: +47 66 81 34 70  
Fax: +47 66 81 34 71  
Email: mail@teknolab.no  
Web: www.teknolab.no

**RUSSIA**

Fizlabpribor Ltd.  
Podolskiy Kursantov str. 3/2,  
117535 Moscow  
Phone: +7 495 740 5406  
Fax: +7 495 316 9600  
Email: info@fizlabpribor.ru  
Web: www.fizlabpribor.ru

**SINGAPORE**

NAREEN TECHNOLOGIES PTE LTD.  
196, Pandan Loop, # 07-18  
Pantech Industrial Complex  
SG-Singapore 128384  
Phone: +65 6777 4001  
Fax: +65 6779 4401  
Email: enquiry@nareen.com.sg  
Web: www.nareen.com

**SOUTH-KOREA**

Young-Wha Scientific Co., Ltd.  
5th Floor, Gu-Jung B/D  
577-7 Shinsa-Dong, Kangnam-Ku  
KR-135-891 Seoul, South-Korea  
Phone: +82 2 2140 5400  
Fax: +82 2 2140 5405  
Email: ywsc@youngwha.com  
Web: www.youngwha.com

**SPAIN**

Scharlab S.L.  
Gato Pérez, 33, Polg. Industrial  
Mas D'en Cisa  
ES-08181 Sentmenat  
Phone: +34 93 745 64 00  
Fax: +34 93 349 80 23  
Email: purchase02@scharlab.com  
Web: www.scharlab.com

**SWEDEN**

Scantec Lab AB, Box 238  
SE-43324 Partille  
Phone: +46 31 336 90 00  
Fax: +46 31 336 90 36  
Email: scantec.info@scanteclab.se  
Web: www.scanteclab.se

**SWITZERLAND**

BGB Analytik AG  
Rohrmattstrasse 4  
CH-4461 Böckten  
Phone: +41 61 991 00 46  
Fax: +41 61 991 00 25  
Email: sales@bgb-analytik.ch  
Web: www.bgb-analytik.ch

**THAILAND**

AMANI CORPORATION LIMITED  
201/220 M6 Pravate, Pravate  
TH-10250 Bangkok  
Phone: +66 (2) 322 44 22  
Fax: +66 (2) 322 67 05  
Email: amani@ksc.th.com

**UNITED KINGDOM**

Thames Restek UK Ltd.  
Units 8/16, Ministry Wharf  
Wycombe Road, Saunderton  
GB-Buckinghamshire HP14 4HW  
Phone: +44 1494 563377  
Fax: +44 1494 564990  
Email: sales@thamesrestek.co.uk  
Web: www.thamesrestek.co.uk


**USA**

VICI Precision Sampling  
8275 W. El Cajon Drive  
US-70815, Baton Rouge / LA  
Phone: +1 225 927 1128  
Toll free: +1 800 828 1653  
Fax: +1 225 923 1331  
Email: precsamp@vici.com  
Web: www.vici.com

Note

Our products could also be available from your local distributor. Please contact VICI AG International for other countries.

[www.vici-jour.com](http://www.vici-jour.com)



**VICI Jour®**

VICI AG International

Parkstrasse 2  
6214 Schenkon  
Switzerland

Phone +41 41 925 62 00  
Fax +41 41 925 62 01

E-mail [info@vici.ch](mailto:info@vici.ch)  
[www.vici-jour.com](http://www.vici-jour.com)

© 2009 by VICI AG International  
Printed in Switzerland

This environment-friendly paper has been produced  
using pulp bleached without chlorine.