

# 1.5KE Series Protection Diodes

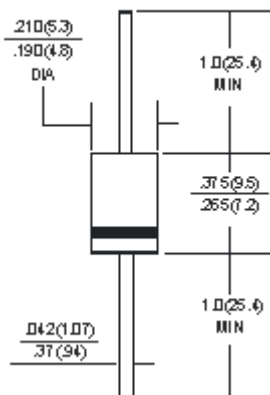
## Transient Voltage Suppressors



### Features:

- Glass passivated chip junction in Molded Plastic package.
- 1500W surge capability at 1ms.
- Low zener impedance.
- Excellent clamping capability.
- Fast response time : Typically less than 1.0ps from 0 volts to BV minimum.
- Typical  $I_R$  less than  $1\mu A$  above 10V.
- High temperature soldering. :  $260^\circ C/10$  seconds /.375", (9.5mm) lead length/5lbs. (2.3kg) tension.
- Low clamping voltages.
- Wide voltage range.
- High transient power dissipation.
- No wear-out limitation.
- Small physical size.

### 1.5KE Series



Dimensions : Inches (Millimetres)

### Mechanical Data

- Case** : JEDEC DO-201AE molded plastic.
- Terminals** : Axial leads, solderable per MIL-STD-202, Method 208.
- Polarity** : Colour band denoted cathode except Bipolar.
- Mounting Position** : Any.
- Weight** : 0.045 ounce, 1.2 grams.



# 1.5KE Series Protection Diodes

## Transient Voltage Suppressors



### Maximum Ratings And Electrical Characteristics

Ratings at 25°C ambient temperature unless otherwise specified.

Ratings	Symbol	Value	Units
		1.5KE Series	
Peak Power Dissipation at $T_A = 25^\circ\text{C}$ , $T_P = 1\text{ms}$ (Note 1)	$P_{PK}$	Minimum 1500	Watts
Steady State Power Dissipation at $T_L = 75^\circ\text{C}$ Lead Lengths 5.8 to 7.6, 7.2 to 9.5 (Note 2)	PD	5.0	
Peak Forward Surge Current, 8.3ms Single Half Sine-Wave Superimposed on Rated Load (JECED Method) (Note 3)	$I_{FSM}$	200	Amps
Operating and Storage Temperature Range	$T_J, T_{STG}$	-65 to +175	°C

### Notes

1. Non-repetitive current pulse, per Fig. 3 and derated above  $T_A = 25^\circ\text{C}$  per Fig. 2.
2. Mounted on Copper Leaf area of  $0.79\text{in}^2$  ( $20\text{mm}^2$ ).
3. 8.3ms single half sine-wave, duty cycle = 4 pulses per minutes maximum.

## RATING AND CHARACTERISTIC CURVES

### 1.5KE SERIES

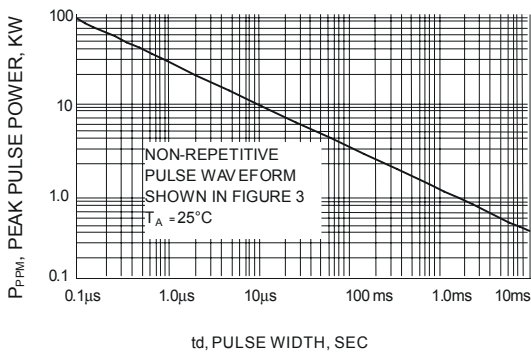


Fig. 1-PEAK PULSE POWER RATING CURVE

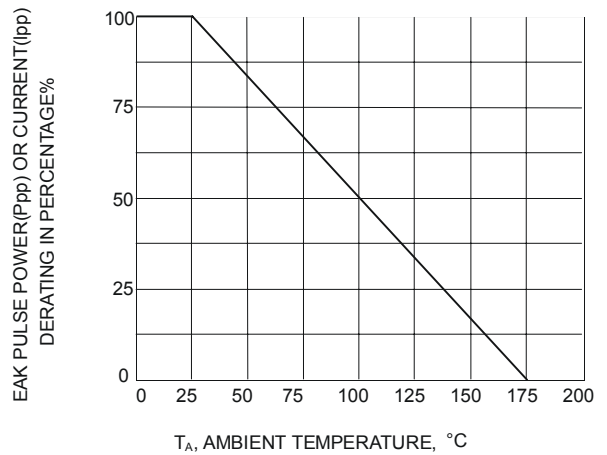


Fig. 2-PULSE DERATING CURVE

# 1.5KE Series Protection Diodes

## Transient Voltage Suppressors

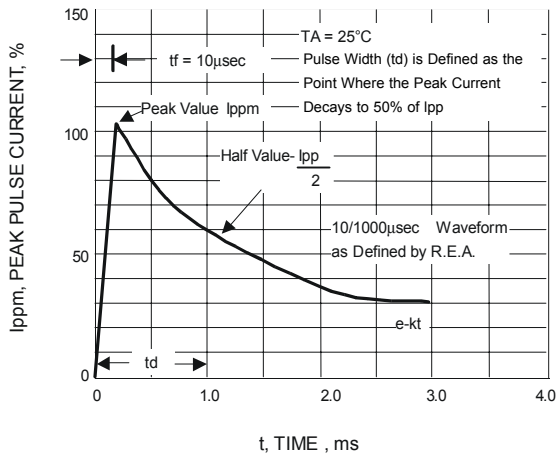


Fig. 3-PULSE WAVEFORM

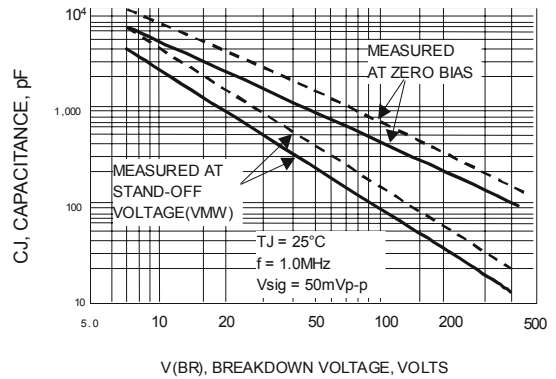


Fig. 4-TYPICAL JUNCTION CAPACITANCE UNIDIRECTIONAL

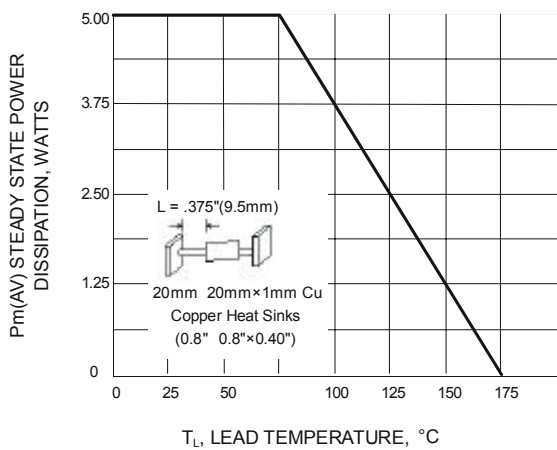


Fig. 5-STEADY STATE POWER DERATING CURVE

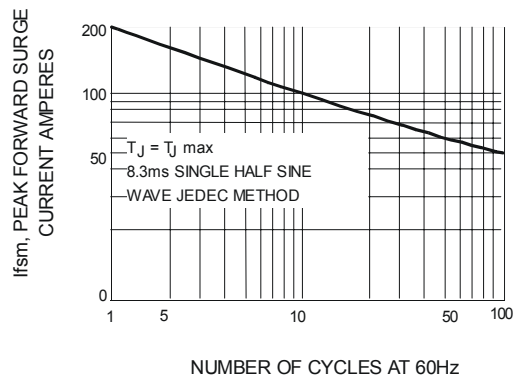


Fig. 6-MAXIMUM NON-REPETITIVE PEAK FORWARD SURGE CURRENT UNIDIRECTIONAL



# 1.5KE Series Protection Diodes

## Transient Voltage Suppressors



### Uni-Directional 1500 Watt Axial Lead TVS

Stand-off Voltage $V_{rm}$ (V)	Breakdown Voltage $V_{br}$ (V) Minimum	Breakdown Voltage $V_{br}$ (V) Maximum	$I_{test}$ (mA)	Clamping Voltage $V_{clamp}$ A	Maximum Peak Pulse Current $I_{pp}$ (A)	$P_{tot}$ @ $T_L=75^\circ\text{C}$ (W)	Uni-Directional Part Number	JEDEC Part Number
5.5	6.45	7.14	10	10.5	143.0	5	1.5KE6.8A	1N6267A
9.4	10.5	11.6	1	15.6	96.0		1.5KE11A	1N6272A
13.6	15.2	16.8		22.5	67.0		1.5KE16A	1N6276A
15.3	17.1	18.9		25.2	59.5		1.5KE18A	1N6277A
18.8	20.9	23.1		30.6	49.0		1.5KE22A	1N6279A
23.1	25.7	28.4		37.5	40.0		1.5KE27A	1N6281A
25.6	28.5	31.5		41.4	36.0		1.5KE30A	1N6282A
28.2	31.4	34.7		45.7	33.0		1.5KE33A	1N6283A
30.8	34.2	37.8		49.9	30.0		1.5KE36A	1N6284A
40.2	44.7	49.4		64.8	23.2		1.5KE47A	1N6287A
136.0	152.0	162.0		219.0	6.8		1.5KE160A	1N6300A
342.0	380.0	420.0		548.0	4.0		1.5KE400A	—

### Bi-Directional 1500 Watt Axial Lead TVS

Stand-off Voltage $V_{rm}$ (V)	Breakdown Voltage $V_{br}$ (V) Minimum	Breakdown Voltage $V_{br}$ (V) Maximum	$I_{test}$ (mA)	Clamping Voltage $V_{clamp}$ A	Maximum Peak Pulse Current $I_{pp}$ (A)	$P_{tot}$ @ $T_L=75^\circ\text{C}$ (W)	Bi-Directional Part Number	JEDEC Part Number
5.8	6.45	7.14	10	10.5	143.0	5	1.5KE6.8CA	1N6267CA
9.4	10.5	11.6	1	15.6	96.0		1.5KE11CA	1N6272CA
13.6	15.2	16.8		22.5	67.0		1.5KE16CA	1N6276CA
15.3	17.1	18.9		25.2	59.5		1.5KE18CA	1N6277CA
18.8	20.9	23.1		30.6	49.0		1.5KE22CA	1N6279CA
23.1	25.7	28.4		37.5	40.0		1.5KE27CA	1N6281CA
25.6	28.5	31.5		41.4	36.0		1.5KE30CA	1N6282CA
28.2	31.4	34.7		45.7	33.0		1.5KE33CA	1N6283CA
30.8	34.2	37.8		49.9	30.0		1.5KE36CA	1N6284CA
40.2	44.7	49.4		64.8	23.2		1.5KE47CA	1N6287CA
136.0	152.0	168.0		219.0	6.8		1.5KE160CA	1N6300CA
342.0	380.0	420.0		548.0	4.0		1.5KE400CA	—



# 1.5KE Series Protection Diodes

## Transient Voltage Suppressors



### Notes:

### International Sales Offices:

 <b>AUSTRALIA – Farnell InOne</b> Tel No: ++ 61 2 9645 8888 Fax No: ++ 61 2 9644 7898	 <b>FINLAND – Farnell InOne</b> Tel No: ++ 358 9 560 7780 Fax No: ++ 358 9 345 5411	 <b>NETHERLANDS – Farnell InOne</b> Tel No: ++ 31 30 241 7373 Fax No: ++ 31 30 241 7333	 <b>SWITZERLAND – Farnell InOne</b> Tel No: ++ 41 1 204 64 64 Fax No: ++ 41 1 204 64 54
 <b>AUSTRIA – Farnell InOne</b> Tel No: ++ 43 662 2180 680 Fax No: ++ 43 662 2180 670	 <b>FRANCE – Farnell InOne</b> Tel No: ++ 33 474 68 99 99 Fax No: ++ 33 474 68 99 90	 <b>NEW ZEALAND – Farnell InOne</b> Tel No: ++ 64 9 357 0646 Fax No: ++ 64 9 357 0656	 <b>UK – Farnell InOne</b> Tel No: ++ 44 8701 200 200 Fax No: ++ 44 8701 200 201
 <b>BELGIUM – Farnell InOne</b> Tel No: ++ 32 3 475 2810 Fax No: ++ 32 3 227 3648	 <b>GERMANY – Farnell InOne</b> Tel No: ++ 49 89 61 39 39 39 Fax No: ++ 49 89 613 59 01	 <b>NORWAY – Farnell InOne</b> Tel No: ++ 45 44 53 66 66 Fax No: ++ 45 44 53 66 02	 <b>UK – BuckHickman InOne</b> ++ 44 8450 510 150 ++ 44 8450 510 130
 <b>BRAZIL – Farnell-Newark InOne</b> Tel No: ++ 55 11 4066 9400 Fax No: ++ 55 11 4066 9410	 <b>HONG KONG – Farnell-Newark InOne</b> Tel No: ++ 852 2268 9888 Fax No: ++ 852 2268 9899	 <b>PORTUGAL – Farnell InOne</b> Tel No: ++ 34 93 475 8804 Fax No: ++ 34 93 474 5288	 <b>UK – CPC</b> ++ 44 8701 202 530 ++ 44 8701 202 531
 <b>CHINA – Farnell-Newark InOne</b> Tel No: ++86 10 6238 5152 Fax No: ++86 10 6238 5022	 <b>IRELAND – Farnell InOne</b> Tel No: ++ 353 1 830 9277 Fax No: ++ 353 1 830 9016	 <b>SINGAPORE – Farnell-Newark InOne</b> Tel No: ++ 65 6788 0200 Fax No: ++ 65 6788 0300	 <b>EXPORT – Farnell InOne</b> Tel No: ++ 44 8701 200 208 Fax No: ++ 44 8701 200 209
 <b>DENMARK – Farnell InOne</b> Tel No: ++ 45 44 53 66 44 Fax No: ++ 45 44 53 66 06	 <b>ITALY – Farnell InOne</b> Tel No: ++ 39 02 93 995 200 Fax No: ++ 39 02 93 995 300	 <b>SPAIN – Farnell InOne</b> Tel No: ++ 34 93 475 8805 Fax No: ++ 34 93 474 5107	
 <b>ESTONIA – Farnell InOne</b> Tel No: ++ 358 9 560 7780 Fax No: ++ 358 9 345 5411	 <b>MALAYSIA – Farnell-Newark InOne</b> Tel No: ++ 60 3 7873 8000 Fax No: ++ 60 3 7873 7000	 <b>SWEDEN – Farnell InOne</b> Tel No: ++ 46 8 730 50 00 Fax No: ++ 46 8 83 52 62	

For enquiries from all other markets

<http://www.farnellinone.com>

<http://www.buckhickmaninone.com>

<http://www.cpc.co.uk>

**Disclaimer** This data sheet and its contents (the "Information") belong to the Premier Farnell Group (the "Group") or are licensed to it. No licence is granted for the use of it other than for information purposes in connection with the products to which it relates. No licence of any intellectual property rights is granted. The Information is subject to change without notice and replaces all data sheets previously supplied. The Information supplied is believed to be accurate but the Group assumes no responsibility for its accuracy or completeness, any error in or omission from it or for any use made of it. Users of this data sheet should check for themselves the Information and the suitability of the products for their purpose and not make any assumptions based on information included or omitted. Liability for loss or damage resulting from any reliance on the Information or use of it (including liability resulting from negligence or where the Group was aware of the possibility of such loss or damage arising) is excluded. This will not operate to limit or restrict the Group's liability for death or personal injury resulting from its negligence. Multicomp is the registered trademark of the Group. © Premier Farnell plc 2004.

