



## Table of Contents

### *PPAP Package for:*

**Newark Electronics**  
**Customer Part Number: 96Y7778**  
**(TE Connectivity Part Number): 1-2296694-3**  
**Feb-2020**

Section A	<u>Nondisclosure Agreement</u>
Section # 1	<u>Design Records</u>
Section # 2	<u>Engineering Change Documents</u>
Section # 3	<u>Customer Engineering Approval</u>
Section # 4	<u>Design FMEA</u>
Section # 5	<u>Process Flow Diagrams</u>
Section # 6	<u>Process FMEA</u>
Section # 7	<u>Control Plan</u>
Section # 8	<u>Measurement Systems Analysis Studies</u>
Section # 9	<u>Dimensional Results</u>
Section # 10	<u>Material, Performance Test Results</u>
Section # 11	<u>Initial Process Study</u>
Section # 12	<u>Qualified Laboratory Documentation</u>
Section # 13	<u>Appearance Approval Report</u>
Section # 14	<u>Sample Product</u>
Section # 15	<u>Master Sample</u>
Section # 16	<u>Checking Aids</u>
Section # 17	<u>Records Of Compliance With Customer-Specific Requirements</u>
Section # 18	<u>Part Submission Warrant</u>
Section # 18a	<u>Bulk Material Requirements</u>



## **Nondisclosure Agreement**

If a nondisclosure agreement has been reached with your company, it will be included on the following page(s). Please review the terms of this agreement to ensure that further actions associated with information contained within this PPAP package do not violate these terms.

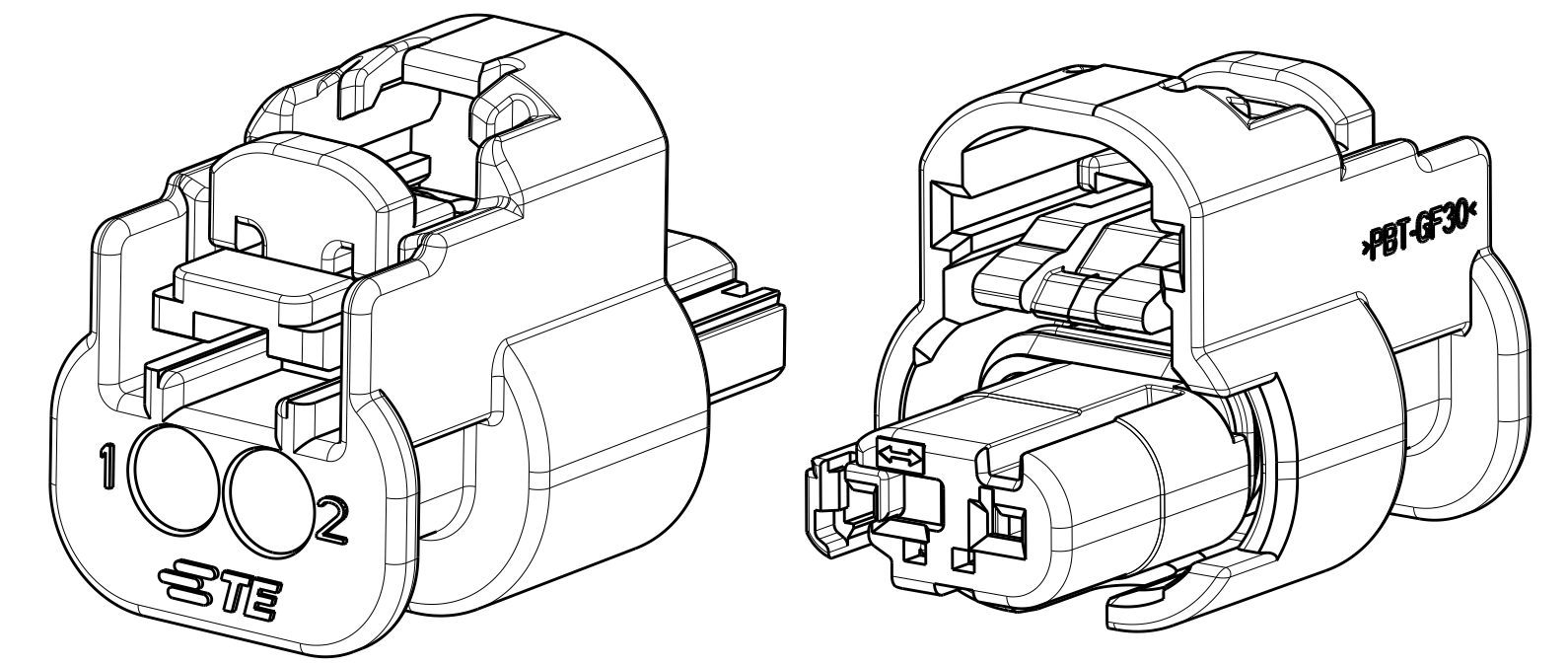
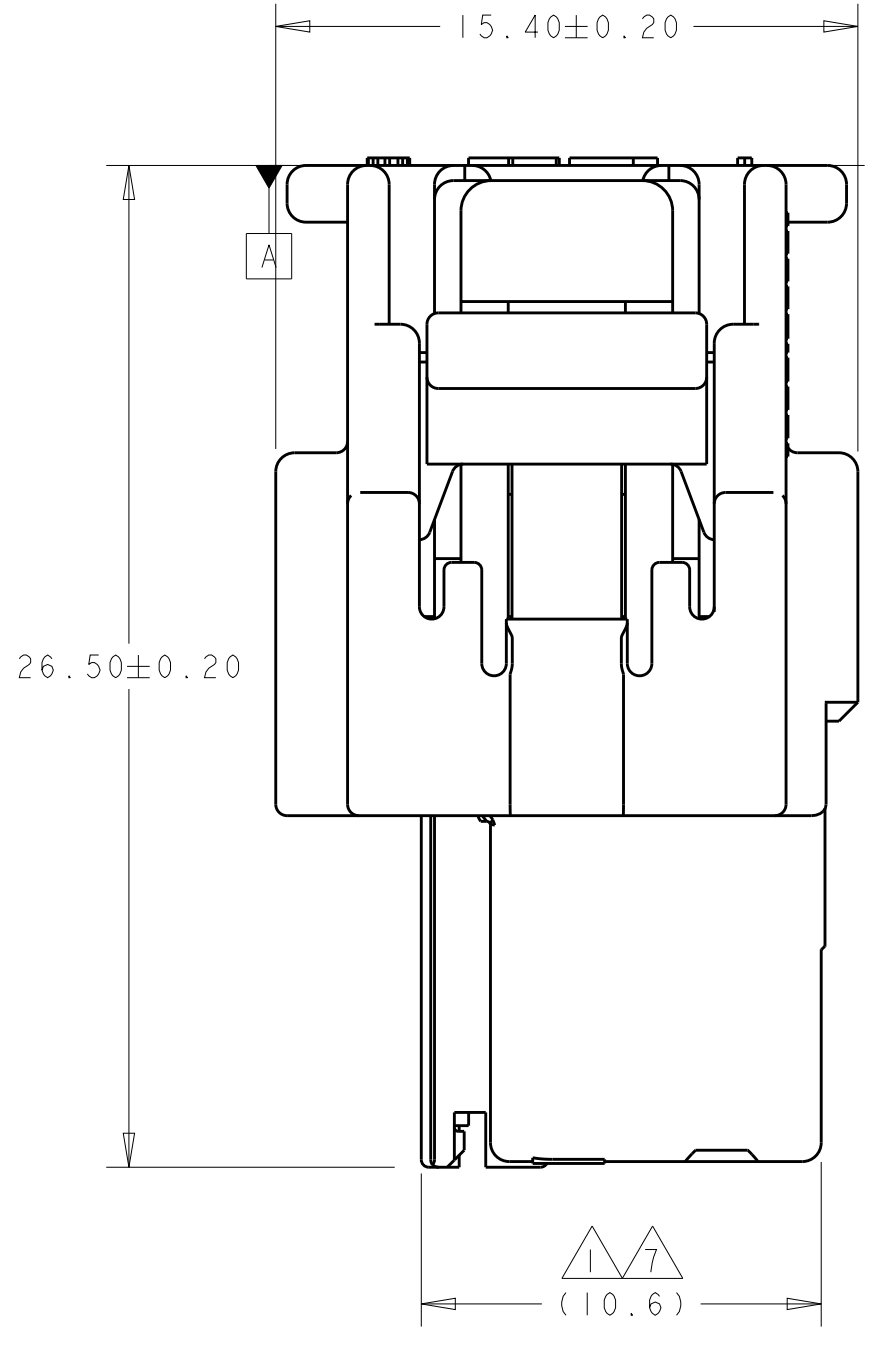
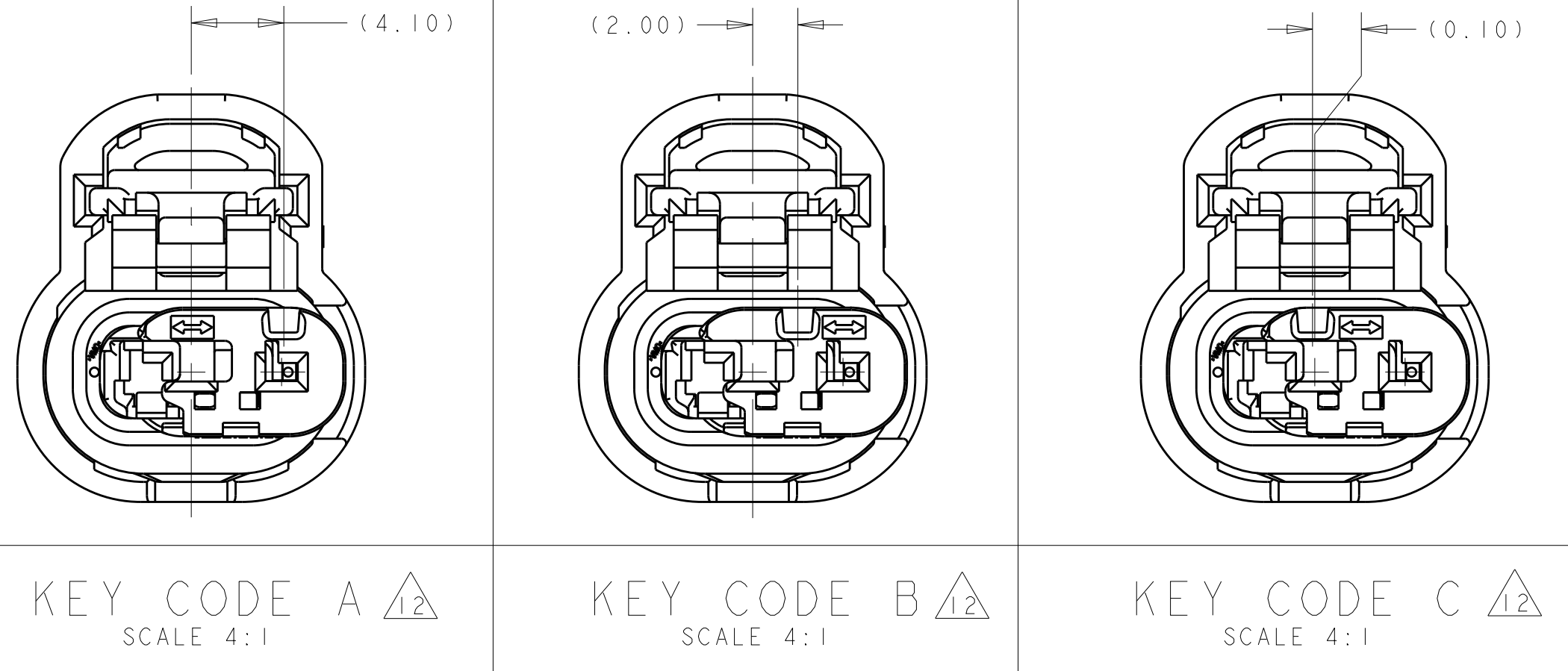
If a nondisclosure agreement HAS NOT been reached, certain documents deemed confidential by TE Connectivity will not be included in this PPAP package. These documents include but are not limited to the Design FMEA, the Process Flow Diagram, the Process FMEA and the Control Plan. These documents can be reviewed by you company but cannot be retained.



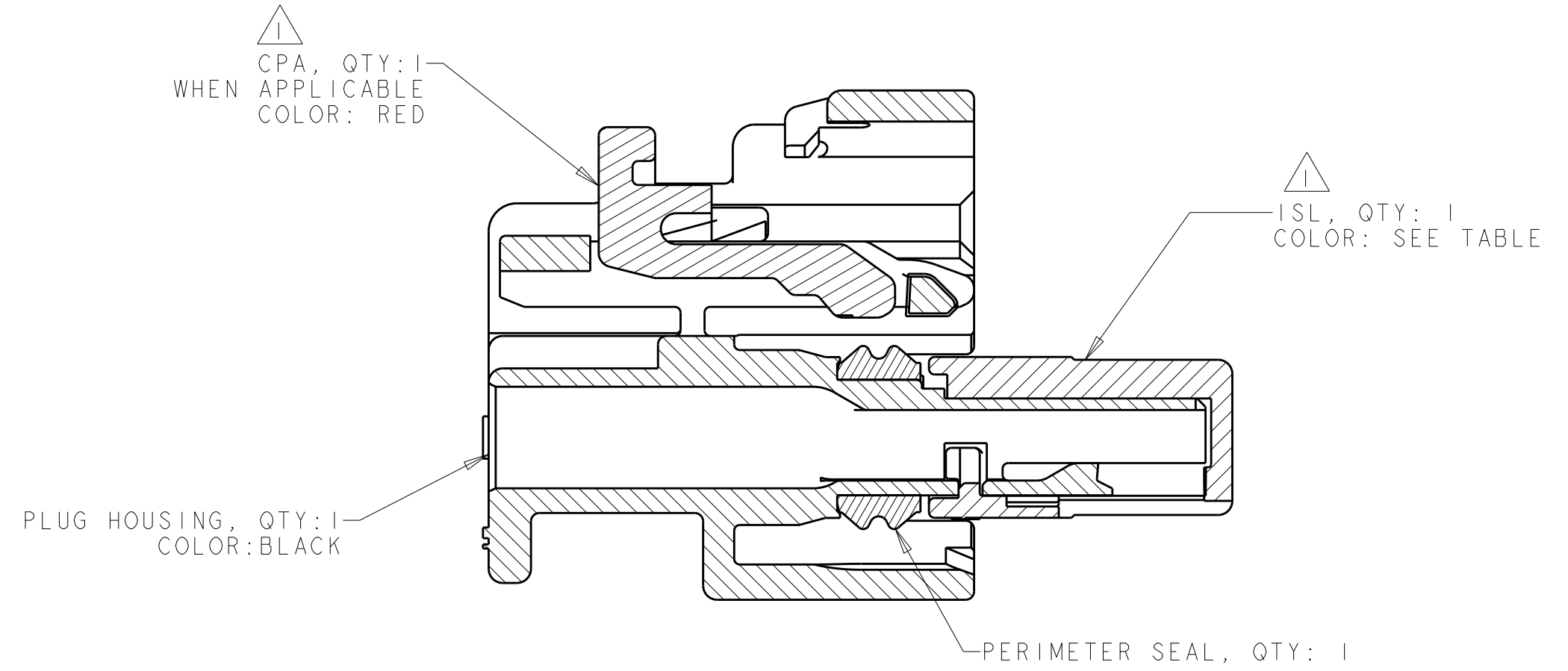
# Section 1

# Design Records

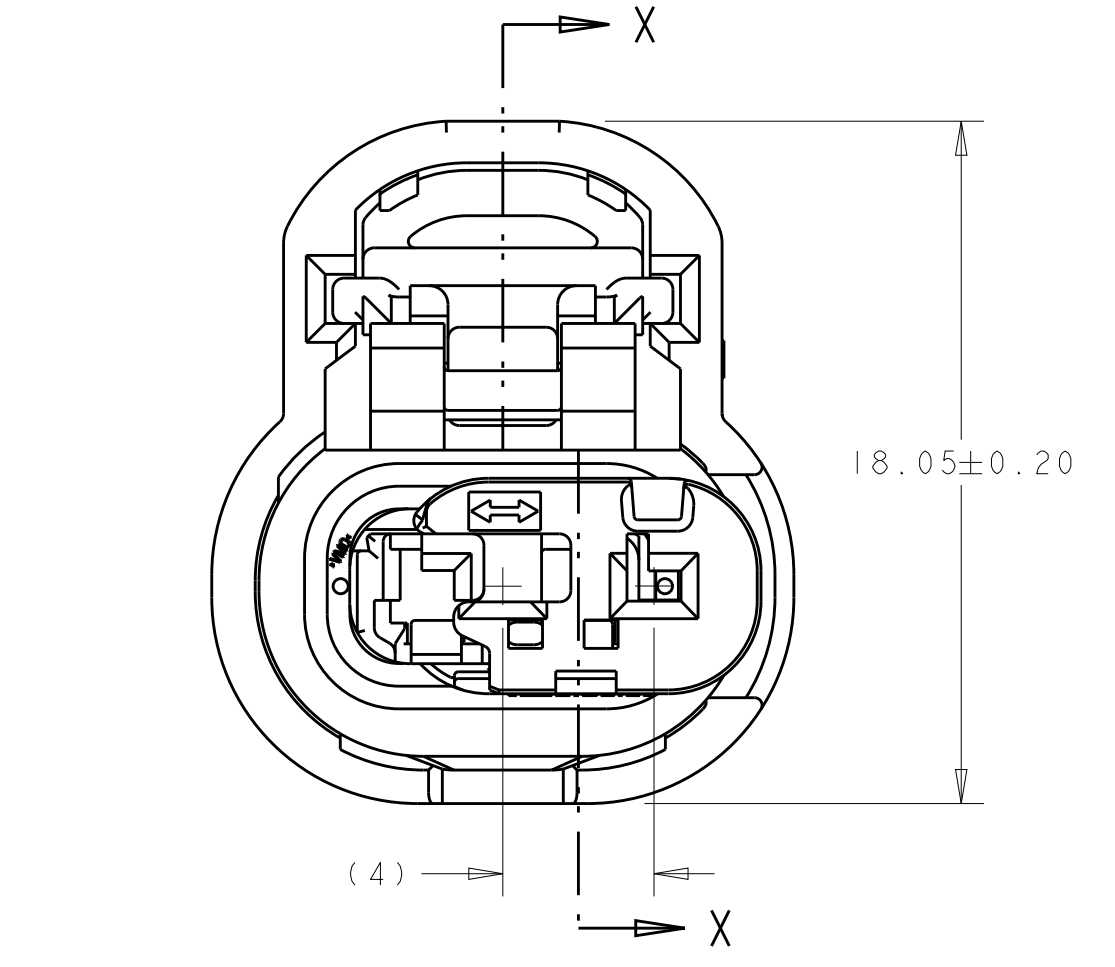
REVISIONS				
P.	LTN.	DESCRIPTION	DATE	APVD.
A		RELEASED PER ECO-16-006018	19APR2016	DLD MDB



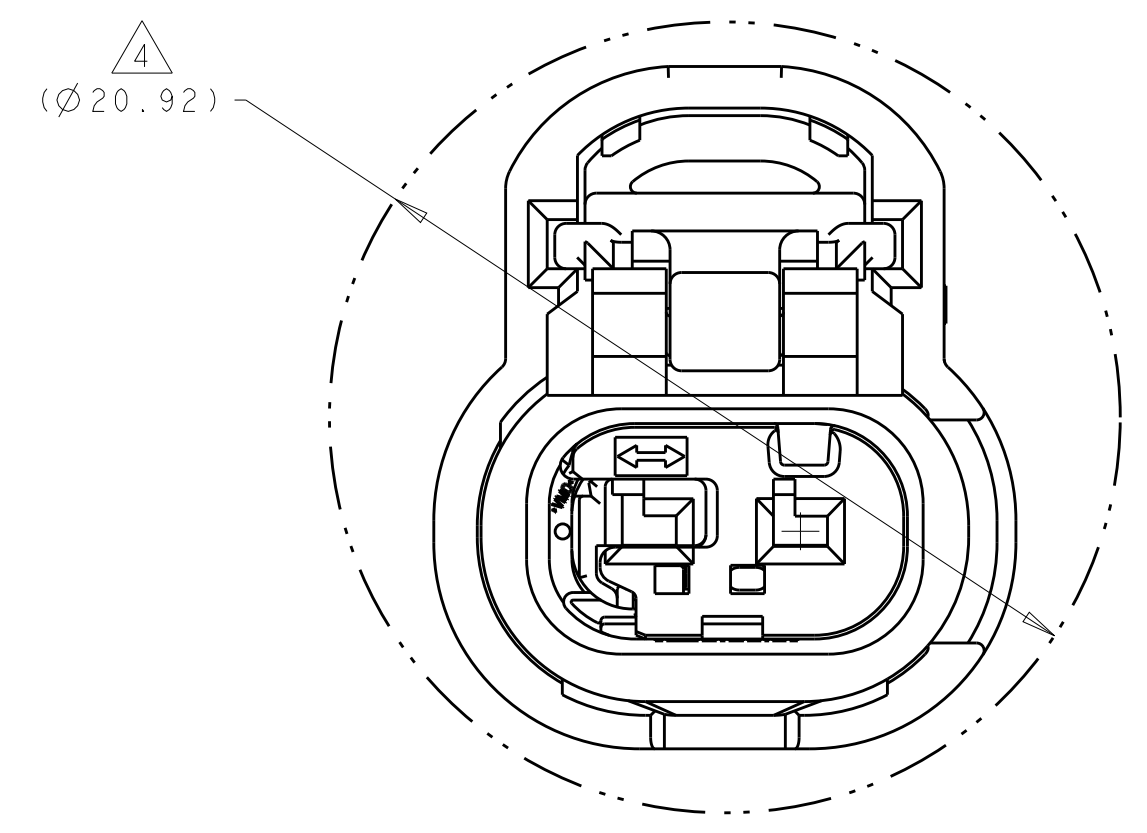
ISOMETRIC VIEW  
SCALE 4:1



SECTION X-X  
SHOWN WITH CPA AND ISL IN  
PRE-LATCHED POSITION

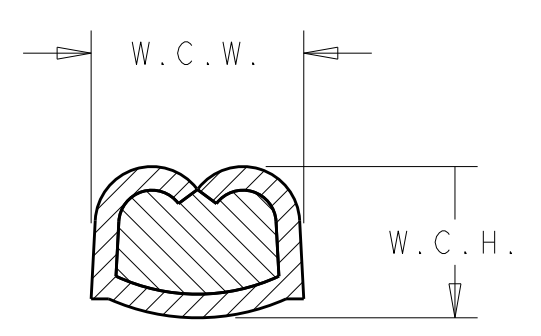


ISL SHOWN IN  
PRE-LATCHED (AS-SHIPED) POSITION

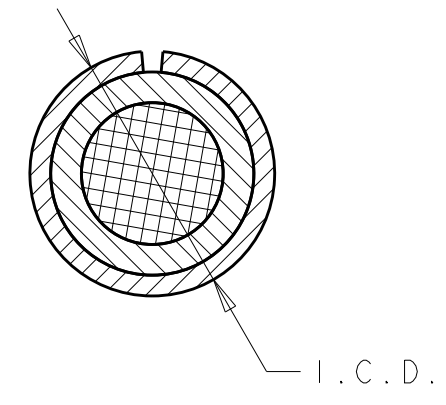


ISL SHOWN IN  
FINAL (LOCKED) POSITION - REF ONLY  
SCALE 5:1

1. ISL AND CPA (WHEN APPLICABLE) ARE SHIPPED IN THEIR PRE-LATCHED POSITIONS.
2. TERMINALS SOLD SEPARATELY. FOR USE WITH TE MCON 1.2mm CLEAN BODY CONTACT WITH WIRE SEAL. SEE TABLE.
3. APPLICABLE INTERFACE DRAWINGS: EWCAP 120-S-002-1-Z01 AND 120-S-002-1-Z02.
4. MINIMUM FEED THROUGH CONDITION WITH 1.0mm CLEARANCE ALL AROUND.
5. TRACEABILITY CODE (YY = TWO DIGIT YEAR, JJJ = 3 DIGIT JULIAN DAY, S = 1 DIGIT SHIFT).
6. FOR OPTIONAL TERMINAL CAVITY BLOCKING, CONTACT TE SALES REPRESENTATIVE OR CUSTOMER SERVICE.
7. SEE INSTRUCTION SHEET 408-32103 FOR CONNECTOR SERVICE AND ISL OPERATION. ISL ACTUATION DISTANCE IS 2.0mm.
8. CONTACT PLATING AND APPLICABLE INDIVIDUAL WIRE SEAL ARE APPLICATION DEPENDENT. CONTACT TE SALES REPRESENTATIVE OR CUSTOMER SERVICE FOR DETAILS.
9. FOR WIRE CRIMP DETAILS, SEE TE APPLICATION SPECIFICATION 114-18464.
10. DOCUMENTED I.C.D. IS SPECIFIED TO MEET MOST WIRE SEAL APPLICATIONS. HOWEVER, I.C.D. IS HIGHLY DEPENDENT ON INSULATION TYPE AND OD. SUFFICIENT GRIP OF THE WIRE SEAL MUST BE OBTAINED SUCH THAT WIRE SEAL DOES NOT DISPLACE FROM INSULATION GRIP DURING CONTACT INSERTION INTO CONNECTOR HOUSING. THE WIRE SEAL SHALL NOT BE CRIMPED TOO TIGHTLY THAT THE WIRE SEAL TEARS DURING THE CRIMPING OPERATION.
11. CONNECTOR VALIDATION PENDING PER GMW3191 T4,V4,S3 WITH THE FOLLOWING EXCEPTIONS:  
PRIMARY TERMINAL RETENTION FORCE > 25 NEWTONS.
12. KEY CODE DIMENSIONS ARE SHOWN WITH ISL IN PRE-LATCHED POSITION. FOR DIMENSION OF KEY WITH ISL IN FINAL POSITION, ADJUST SHOWN DIMENSIONS BY 2.0mm.
13. MATES WITH STRAIGHT EXIT WIRE DRESS, TE PN 2272168-1 AND RIGHT ANGLE EXIT WIRE DRESS, TE PN 2272169-1
14. THIS DRAWING IS RESTRICTED TO GM CORPORATION



WIRE CRIMP  
DIMENSIONS



INSULATION CRIMP  
DIMENSIONS

CPA (YES / NO)	ISL COLOR	KEY CONFIGURATION	PART NUMBER
YES	DK GRAY	KEY CODE C	1-2296694-3
YES	LT GRAY	KEY CODE B	1-2296694-2
YES	BLUE	KEY CODE A	1-2296694-1
NO	DK GRAY	KEY CODE C	2296694-3
NO	LT GRAY	KEY CODE B	2296694-2
NO	BLUE	KEY CODE A	2296694-1

150°C	1418844	9	9	10	8
8	1670146				
	1418850				
MAX TEMP	FEMALE TERMINAL P/N	W.C.H	W.C.W	I.C.D	WIRE SEAL PART NUMBER

THIS DRAWING IS A CONTROLLED DOCUMENT.

DIMENSIONS:	TOLERANCES UNLESS OTHERWISE SPECIFIED:	APVD: R. HETRICK 25MAR2013	NAME: PLUG ASSEMBLY, SEALED, 2 POSITION, MCON
mm	0 PLC ±0.3 1 PLC ±0.3 2 PLC ±0.15 3 PLC ±0.15 4 PLC ±0.15 ANGLES ±0.5	PRODUCT SPEC: - APPLICATION SPEC: - WEIGHT: -	RESTRICTED TO: GM
MATERIAL:	FINISH:	RESTRICTED CUSTOMER	SCALE 5:1 SHEET 1 OF 1 REV A

STE TE Connectivity



## **Section 2**

# **Engineering Change Documents**



# Product Change Notification

Current Date: 13-Nov-2019

## TE Connectivity

Product Change Notification: P-19-018198

PCN Date: 11-NOV-19

TE would like to inform you of the following change(s) to the listed TE Connectivity Product. In case of any further questions about this change(s), please contact your TE Connectivity Sales Engineer. Affected part, drawing and/or specification numbers are listed on the attached sheet(s).

### General Product Description:

Multiple Part numbers. Phase 1. Americas Footprint Optimization.

### Description of Changes

We hereby inform you about a transfer of tools and/or processes of the components of the Finished Goods that we ship to you to further improve our Supply Chain towards our customers. The transfer follows a strict procedure, which fully maintains quality, ability to supply and form-fit-function of the concerned products. The receiving manufacturing location operates under a certified quality management system in accordance with standard automotive requirements. These moves will be validated not to affect product FFF, tool geometry or quality performance. TE will uphold our responsibility to internally validate and approve these tools among appropriate first article dimensional and capability analysis, comparative 2-sample T-tests before and after moves, before and after CT scans where needed, and PV test as defined by TE product engineering. TE is willing to provide any such validation data to our customers as our joint non-disclosure agreement statuses allow. AMEND with PCN P-19-018058

### Reason for Changes:

Product improvement. These changes are part of an overall effort from TE to improve our supply chain toward our customers and to focus each plant on core products and processes. A TE-internal release test based on the relevant part specifications will be executed before delivery and this notification serves to fulfill our notification requirements as prescribed by AIAG 4th edition. This change notification document accompanies a letter sent to your organization on September 13, 2019 signed by our Vice President of Sales and Marketing. Follow up conversations can occur upon request with your sales contact within 15 calendar days after receipt of this PCN. TE can share validation data with your organization upon request. If you have any questions or needs from this move, please contact your sales engineer within 15 days of receipt of this letter. If no response is received on this period, TE will consider this as an approval and tools must move to the new locations.

### Estimated Dates:

<b>Last Order Date</b> (Obsolete Parts Only):	<b>First Date To Ship</b> (Changed Parts Only):
	03-JAN-2020
<b>Last Ship Date</b> (Obsolete Parts Only):	<b>Last Date for Mixed Shipments:</b> (Changed Parts Only):
	No Mixed Shipments

### Part Number(s) being Modified:

Part Number	Part Discontinued per PCN	Customer Drawing	Alias Part Number(s)	Substitute Part Number	Substitute Alias Part Number(s)	Description Of Difference
<a href="#">1-1417746-2</a>	NO					
<a href="#">1-1419168-1</a>	NO		"V23542-G1506-D101"			
<a href="#">1-1419168-2</a>	NO		"V23542-G1506-D102"			
<a href="#">1-1419168-3</a>	NO		"V23542-G1506-D103"			
<a href="#">1-1419168-5</a>	NO					
<a href="#">1-1438096-8</a>	NO					
<a href="#">1-1438103-3</a>	NO					
<a href="#">1-1438103-9</a>	NO					
<a href="#">1-1438153-1</a>	NO					
<a href="#">1-1438153-3</a>	NO					
<a href="#">1-1438153-4</a>	NO					
<a href="#">1-1438153-7</a>	NO					
<a href="#">1-1438153-8</a>	NO					
<a href="#">1-1438435-3</a>	NO					
<a href="#">1-1438693-4</a>	NO					
<a href="#">1-1438693-6</a>	NO					
<a href="#">1-1438693-8</a>	NO					
<a href="#">1-1438693-9</a>	NO					
<a href="#">1-1438841-1</a>	NO					
<a href="#">1-1438841-2</a>	NO					
<a href="#">1-1438841-7</a>	NO					
<a href="#">1-1456426-1</a>	NO					
<a href="#">1-1456426-2</a>	NO					
<a href="#">1-1456426-5</a>	NO					
<a href="#">1-1456426-6</a>	NO					

Part Number	Part Discontinued per PCN	Customer Drawing	Alias Part Number(s)	Substitute Part Number	Substitute Alias Part Number(s)	Description Of Difference
<a href="#">1-1456985-0</a>	NO					
<a href="#">1-1587041-4</a>	NO					
<a href="#">1-1670915-1</a>	NO					
<a href="#">1-1670917-1</a>	NO					
<a href="#">1-1718644-5</a>	NO					
<a href="#">1-1732466-0</a>	NO					
<a href="#">1-1924067-1</a>	NO					
<a href="#">1-1924067-2</a>	NO					
<a href="#">1-1924067-3</a>	NO					
<a href="#">1-1924067-4</a>	NO					
<a href="#">1-1924067-5</a>	NO					
<a href="#">1-1924067-6</a>	NO					
<a href="#">1-1924067-9</a>	NO					
<a href="#">1-1924513-5</a>	NO					
<a href="#">1-1924513-9</a>	NO					
<a href="#">1-1924674-0</a>	NO					
<a href="#">1-1924674-2</a>	NO					
<a href="#">1-1924674-3</a>	NO					
<a href="#">1-1924675-9</a>	NO					
<a href="#">1-1924783-1</a>	NO					
<a href="#">1-1924783-3</a>	NO					
<a href="#">1-1924783-7</a>	NO					
<a href="#">1-1924783-8</a>	NO					
<a href="#">1-1924939-0</a>	NO					
<a href="#">1-1924939-1</a>	NO					
<a href="#">1-1924939-5</a>	NO					
<a href="#">1-1924939-6</a>	NO					
<a href="#">1-1924941-0</a>	NO					
<a href="#">1-1924941-1</a>	NO					
<a href="#">1-1924941-2</a>	NO					
<a href="#">1-1924941-3</a>	NO					
<a href="#">1-1924941-4</a>	NO					
<a href="#">1-1924941-5</a>	NO					
<a href="#">1-1924941-6</a>	NO					
<a href="#">1-1924941-8</a>	NO					
<a href="#">1-1924943-7</a>	NO					
<a href="#">1-1924943-8</a>	NO					
<a href="#">1-1924944-0</a>	NO					
<a href="#">1-1924944-1</a>	NO					
<a href="#">1-1924944-5</a>	NO					
<a href="#">1-1924944-7</a>	NO					
<a href="#">1-1924944-8</a>	NO					
<a href="#">1-2035383-1</a>	NO					
<a href="#">1-2035383-9</a>	NO					
<a href="#">1-2098198-1</a>	NO					
<a href="#">1-2098559-2</a>	NO					
<a href="#">1-2098863-1</a>	NO					
<a href="#">1-2098922-3</a>	NO					
<a href="#">1-2098922-4</a>	NO					
<a href="#">1-2098922-5</a>	NO					
<a href="#">1-2098923-0</a>	NO					
<a href="#">1-2098923-1</a>	NO					
<a href="#">1-2098923-3</a>	NO					
<a href="#">1-2098923-4</a>	NO					
<a href="#">1-2098923-7</a>	NO					
<a href="#">1-2098924-2</a>	NO					
<a href="#">1-2103177-1</a>	NO					
<a href="#">1-2103177-2</a>	NO					
<a href="#">1-2103177-4</a>	NO					
<a href="#">1-2138020-0</a>	NO					
<a href="#">1-2203455-0</a>	NO					
<a href="#">1-2203515-0</a>	NO					
<a href="#">1-2203515-1</a>	NO					
<a href="#">1-2203515-3</a>	NO					

Part Number	Part Discontinued per PCN	Customer Drawing	Alias Part Number(s)	Substitute Part Number	Substitute Alias Part Number(s)	Description Of Difference
<a href="#">1-2203515-4</a>	NO					
<a href="#">1-2203515-7</a>	NO					
<a href="#">1-2203529-2</a>	NO					
<a href="#">1-2203654-2</a>	NO					
<a href="#">1-2203654-7</a>	NO					
<a href="#">1-2203663-0</a>	NO					
<a href="#">1-2203663-6</a>	NO					
<a href="#">1-2203769-1</a>	NO					
<a href="#">1-2203769-3</a>	NO					
<a href="#">1-2203771-1</a>	NO					
<a href="#">1-2203771-3</a>	NO					
<a href="#">1-2203973-0</a>	NO					
<a href="#">1-2203973-1</a>	NO					
<a href="#">1-2272723-0</a>	NO					
<a href="#">1-2296694-1</a>	NO					
<a href="#">1-2296694-2</a>	NO					
<a href="#">1-2296694-3</a>	NO					
<a href="#">1-2296695-1</a>	NO					
<a href="#">1-2296695-2</a>	NO					
<a href="#">1-2296695-3</a>	NO					
<a href="#">1-2296696-1</a>	NO					
<a href="#">1-2296696-2</a>	NO					
<a href="#">1-2296696-3</a>	NO					
<a href="#">1-2296702-1</a>	NO					
<a href="#">1-2296702-2</a>	NO					
<a href="#">1-2296704-1</a>	NO					
<a href="#">1-2296704-2</a>	NO					
<a href="#">1-2296704-3</a>	NO					
<a href="#">1-2311073-1</a>	NO					
<a href="#">1-2311073-2</a>	NO					
<a href="#">1-2311073-3</a>	NO					
<a href="#">1-2311073-4</a>	NO					
<a href="#">1-2311073-5</a>	NO					
<a href="#">1-2311073-6</a>	NO					
<a href="#">1-2311073-7</a>	NO					
<a href="#">1-2311078-0</a>	NO					
<a href="#">1-2311078-1</a>	NO					
<a href="#">1-2311078-2</a>	NO					
<a href="#">1-2311078-3</a>	NO					
<a href="#">1-2311078-4</a>	NO					
<a href="#">1-2311078-5</a>	NO					
<a href="#">1-2311078-6</a>	NO					
<a href="#">1-2311078-8</a>	NO					
<a href="#">1-2311078-9</a>	NO					
<a href="#">1-2311082-0</a>	NO					
<a href="#">1-2311082-2</a>	NO					
<a href="#">1-2311082-3</a>	NO					
<a href="#">1-2311082-4</a>	NO					
<a href="#">1-2311082-5</a>	NO					
<a href="#">1-2311082-6</a>	NO					
<a href="#">1-2311082-7</a>	NO					
<a href="#">1-2311082-8</a>	NO					
<a href="#">1-2311082-9</a>	NO					
<a href="#">1-2840672-1</a>	NO					
<a href="#">1-638514-0</a>	NO					
<a href="#">1-638514-2</a>	NO					
<a href="#">1-638514-3</a>	NO					
<a href="#">1-638514-4</a>	NO					
<a href="#">1-638514-5</a>	NO					
<a href="#">1-638514-6</a>	NO					
<a href="#">1-776905-1</a>	NO					
<a href="#">1-776905-2</a>	NO					
<a href="#">1-776905-3</a>	NO					
<a href="#">1419168-7</a>	NO		"V23542-G1506-A101"			



Part Number	Part Discontinued per PCN	Customer Drawing	Alias Part Number(s)	Substitute Part Number	Substitute Alias Part Number(s)	Description Of Difference
<a href="#">1438098-1</a>	NO					
<a href="#">1438099-1</a>	NO					
<a href="#">1438099-8</a>	NO					
<a href="#">1438136-1</a>	NO					
<a href="#">1438136-3</a>	NO					
<a href="#">1438136-4</a>	NO					
<a href="#">1438136-5</a>	NO					
<a href="#">1438426-1</a>	NO					
<a href="#">1438426-3</a>	NO					
<a href="#">1438435-2</a>	NO					
<a href="#">1438435-4</a>	NO					
<a href="#">1438435-7</a>	NO					
<a href="#">1438435-9</a>	NO					
<a href="#">1438442-4</a>	NO					
<a href="#">1438483-1</a>	NO					
<a href="#">1438486-1</a>	NO					
<a href="#">1438545-1</a>	NO					
<a href="#">1438617-1</a>	NO					
<a href="#">1438618-1</a>	NO					
<a href="#">1438618-3</a>	NO					
<a href="#">1438619-1</a>	NO					
<a href="#">1438620-1</a>	NO					
<a href="#">1438691-1</a>	NO					
<a href="#">1438691-2</a>	NO					
<a href="#">1438691-6</a>	NO					
<a href="#">1438691-7</a>	NO					
<a href="#">1438691-8</a>	NO					
<a href="#">1438693-1</a>	NO					
<a href="#">1438693-5</a>	NO					
<a href="#">1438950-4</a>	NO					
<a href="#">1438950-6</a>	NO					
<a href="#">1438950-7</a>	NO					
<a href="#">1456630-1</a>	NO					
<a href="#">1456630-2</a>	NO					
<a href="#">1456897-2</a>	NO					
<a href="#">1456897-5</a>	NO					
<a href="#">1456983-1</a>	NO					
<a href="#">1456983-2</a>	NO					
<a href="#">1456983-3</a>	NO					
<a href="#">1456983-4</a>	NO					
<a href="#">1456983-5</a>	NO					
<a href="#">1456985-1</a>	NO					
<a href="#">1456985-2</a>	NO					
<a href="#">1456985-3</a>	NO					
<a href="#">1456985-4</a>	NO					
<a href="#">1456985-5</a>	NO					
<a href="#">1456985-6</a>	NO					
<a href="#">1456985-7</a>	NO					
<a href="#">1456985-9</a>	NO					
<a href="#">1488651-1</a>	NO					
<a href="#">1488991-1</a>	NO					
<a href="#">1488991-2</a>	NO					
<a href="#">1488991-4</a>	NO					
<a href="#">1488991-5</a>	NO					
<a href="#">1488991-6</a>	NO					
<a href="#">1488991-8</a>	NO					
<a href="#">1488992-5</a>	NO					
<a href="#">1488992-6</a>	NO					
<a href="#">1557300-1</a>	NO					
<a href="#">1557304-1</a>	NO					
<a href="#">1557321-1</a>	NO					
<a href="#">1557404-1</a>	NO					
<a href="#">1557405-1</a>	NO					
<a href="#">1557406-1</a>	NO					

Part Number	Part Discontinued per PCN	Customer Drawing	Alias Part Number(s)	Substitute Part Number	Substitute Alias Part Number(s)	Description Of Difference
<a href="#">1557408-2</a>	NO					
<a href="#">1557408-3</a>	NO					
<a href="#">1557409-3</a>	NO					
<a href="#">1557409-4</a>	NO					
<a href="#">1557410-2</a>	NO					
<a href="#">1557410-3</a>	NO					
<a href="#">1557410-4</a>	NO					
<a href="#">1557485-3</a>	NO					
<a href="#">1557485-4</a>	NO					
<a href="#">1557671-1</a>	NO					
<a href="#">1557671-2</a>	NO					
<a href="#">1557676-1</a>	NO					
<a href="#">1557676-2</a>	NO					
<a href="#">1557676-3</a>	NO					
<a href="#">1557676-4</a>	NO					
<a href="#">1557773-1</a>	NO					
<a href="#">1557773-2</a>	NO					
<a href="#">1557774-1</a>	NO					
<a href="#">1557774-3</a>	NO					
<a href="#">1557774-4</a>	NO					
<a href="#">1557779-2</a>	NO					
<a href="#">1557779-3</a>	NO					
<a href="#">1557779-5</a>	NO					
<a href="#">1557800-1</a>	NO					
<a href="#">1557800-2</a>	NO					
<a href="#">1557800-3</a>	NO					
<a href="#">1557800-4</a>	NO					
<a href="#">1557800-5</a>	NO					
<a href="#">1557874-1</a>	NO					
<a href="#">1557915-1</a>	NO					
<a href="#">1557921-1</a>	NO					
<a href="#">1557922-1</a>	NO					
<a href="#">1557949-1</a>	NO					
<a href="#">1557989-2</a>	NO					
<a href="#">1587041-1</a>	NO					
<a href="#">1587255-1</a>	NO					
<a href="#">1587671-1</a>	NO					
<a href="#">1587671-2</a>	NO					
<a href="#">1587715-1</a>	NO					
<a href="#">1587715-2</a>	NO					
<a href="#">1587719-1</a>	NO					
<a href="#">1587819-1</a>	NO					
<a href="#">1587819-2</a>	NO					
<a href="#">1587819-4</a>	NO					
<a href="#">1670119-1</a>	NO					
<a href="#">1732377-1</a>	NO					
<a href="#">1732377-2</a>	NO					
<a href="#">1732434-3</a>	NO					
<a href="#">1732466-7</a>	NO					
<a href="#">1732513-3</a>	NO					
<a href="#">1732560-4</a>	NO					
<a href="#">1732789-2</a>	NO					
<a href="#">184000-1</a>	NO					
<a href="#">184004-1</a>	NO					
<a href="#">184006-1</a>	NO					
<a href="#">184006-2</a>	NO					
<a href="#">184008-1</a>	NO					
<a href="#">184010-1</a>	NO					
<a href="#">184012-1</a>	NO					
<a href="#">184014-1</a>	NO					
<a href="#">184016-1</a>	NO					
<a href="#">184022-1</a>	NO					
<a href="#">184026-1</a>	NO					
<a href="#">184032-1</a>	NO					

Part Number	Part Discontinued per PCN	Customer Drawing	Alias Part Number(s)	Substitute Part Number	Substitute Alias Part Number(s)	Description Of Difference
<a href="#">184034-1</a>	NO					
<a href="#">184042-1</a>	NO					
<a href="#">184042-2</a>	NO					
<a href="#">184046-1</a>	NO		"EM3604-000", "AMP-0-0184046-1"			
<a href="#">184050-2</a>	NO					
<a href="#">184060-1</a>	NO					
<a href="#">184115-1</a>	NO					
<a href="#">184116-1</a>	NO					
<a href="#">184116-2</a>	NO					
<a href="#">184124-1</a>	NO					
<a href="#">184139-1</a>	NO					
<a href="#">184140-1</a>	NO					
<a href="#">184141-1</a>	NO					
<a href="#">184207-1</a>	NO					
<a href="#">184212-1</a>	NO					
<a href="#">184212-2</a>	NO					
<a href="#">184214-1</a>	NO					
<a href="#">184216-1</a>	NO					
<a href="#">184220-1</a>	NO					
<a href="#">184240-1</a>	NO					
<a href="#">184244-1</a>	NO					
<a href="#">184248-1</a>	NO					
<a href="#">184270-1</a>	NO					
<a href="#">184292-1</a>	NO					
<a href="#">184311-1</a>	NO					
<a href="#">184315-1</a>	NO					
<a href="#">184322-1</a>	NO					
<a href="#">184340-1</a>	NO					
<a href="#">184341-1</a>	NO					
<a href="#">184349-1</a>	NO					
<a href="#">184370-1</a>	NO					
<a href="#">184375-1</a>	NO					
<a href="#">184391-1</a>	NO					
<a href="#">184392-1</a>	NO					
<a href="#">184392-2</a>	NO					
<a href="#">184393-1</a>	NO					
<a href="#">184393-2</a>	NO					
<a href="#">184394-1</a>	NO					
<a href="#">184396-1</a>	NO					
<a href="#">184397-1</a>	NO					
<a href="#">184398-1</a>	NO					
<a href="#">184399-1</a>	NO					
<a href="#">184400-1</a>	NO					
<a href="#">184401-1</a>	NO					
<a href="#">184435-1</a>	NO					
<a href="#">184452-1</a>	NO					
<a href="#">184455-1</a>	NO					
<a href="#">184471-1</a>	NO					
<a href="#">184471-5</a>	NO					
<a href="#">184471-7</a>	NO					
<a href="#">1924211-1</a>	NO					
<a href="#">1924211-3</a>	NO					
<a href="#">1924211-6</a>	NO					
<a href="#">1924227-2</a>	NO					
<a href="#">1924292-1</a>	NO					
<a href="#">1924292-5</a>	NO					
<a href="#">1924292-6</a>	NO					
<a href="#">1924484-1</a>	NO					
<a href="#">1924513-1</a>	NO					
<a href="#">1924674-9</a>	NO					
<a href="#">1924675-1</a>	NO					
<a href="#">1924675-4</a>	NO					
<a href="#">1924683-1</a>	NO					
<a href="#">1924684-1</a>	NO					

Part Number	Part Discontinued per PCN	Customer Drawing	Alias Part Number(s)	Substitute Part Number	Substitute Alias Part Number(s)	Description Of Difference
<a href="#">1924685-1</a>	NO					
<a href="#">1924686-1</a>	NO					
<a href="#">1924689-1</a>	NO					
<a href="#">1924783-4</a>	NO					
<a href="#">1924940-5</a>	NO					
<a href="#">1924940-6</a>	NO					
<a href="#">1924941-7</a>	NO					
<a href="#">1924941-9</a>	NO					
<a href="#">1924942-1</a>	NO					
<a href="#">1924942-2</a>	NO					
<a href="#">1924942-3</a>	NO					
<a href="#">1924942-4</a>	NO					
<a href="#">1924942-5</a>	NO					
<a href="#">1924942-6</a>	NO					
<a href="#">1924943-1</a>	NO					
<a href="#">1924943-2</a>	NO					
<a href="#">1924943-3</a>	NO					
<a href="#">1924943-5</a>	NO					
<a href="#">1924943-6</a>	NO					
<a href="#">1924944-2</a>	NO					
<a href="#">1924944-4</a>	NO					
<a href="#">1924944-6</a>	NO					
<a href="#">2-1438099-8</a>	NO					
<a href="#">2-1438103-2</a>	NO					
<a href="#">2-1438103-3</a>	NO					
<a href="#">2-1438103-4</a>	NO					
<a href="#">2-1438103-6</a>	NO					
<a href="#">2-1438103-7</a>	NO					
<a href="#">2-1438103-8</a>	NO					
<a href="#">2-1438136-3</a>	NO					
<a href="#">2-1438153-1</a>	NO					
<a href="#">2-1438454-1</a>	NO					
<a href="#">2-1438950-1</a>	NO					
<a href="#">2-1670917-1</a>	NO					
<a href="#">2-1718643-1</a>	NO					
<a href="#">2-1718644-1</a>	NO					
<a href="#">2-1823608-4</a>	NO					
<a href="#">2-1823608-5</a>	NO					
<a href="#">2-1924067-0</a>	NO					
<a href="#">2-1924211-1</a>	NO					
<a href="#">2-1924513-4</a>	NO					
<a href="#">2-1924513-6</a>	NO					
<a href="#">2-1924513-7</a>	NO					
<a href="#">2-1924513-9</a>	NO					
<a href="#">2-1924675-1</a>	NO					
<a href="#">2-1924675-2</a>	NO					
<a href="#">2-1924783-6</a>	NO					
<a href="#">2-1924783-7</a>	NO					
<a href="#">2-1924783-8</a>	NO					
<a href="#">2-1924783-9</a>	NO					
<a href="#">2-1924939-2</a>	NO					
<a href="#">2-1924939-4</a>	NO					
<a href="#">2-1924939-7</a>	NO					
<a href="#">2-1924939-9</a>	NO					
<a href="#">2-1924940-3</a>	NO					
<a href="#">2-1924940-4</a>	NO					
<a href="#">2-1924941-0</a>	NO					
<a href="#">2-1924941-1</a>	NO					
<a href="#">2-2035383-2</a>	NO					
<a href="#">2-2035383-7</a>	NO					
<a href="#">2-2098922-3</a>	NO					
<a href="#">2-2098922-5</a>	NO					
<a href="#">2-2098922-8</a>	NO					
<a href="#">2-2098922-9</a>	NO					

Part Number	Part Discontinued per PCN	Customer Drawing	Alias Part Number(s)	Substitute Part Number	Substitute Alias Part Number(s)	Description Of Difference
<a href="#">2-2098923-0</a>	NO					
<a href="#">2-2098923-1</a>	NO					
<a href="#">2-2098923-2</a>	NO					
<a href="#">2-2203654-3</a>	NO					
<a href="#">2-2203654-4</a>	NO					
<a href="#">2-2203654-9</a>	NO					
<a href="#">2-2203663-6</a>	NO					
<a href="#">2-2203663-8</a>	NO					
<a href="#">2-2203663-9</a>	NO					
<a href="#">2-2311078-0</a>	NO					
<a href="#">2-2311078-1</a>	NO					
<a href="#">2-2311078-5</a>	NO					
<a href="#">2-2311078-6</a>	NO					
<a href="#">2-2311078-7</a>	NO					
<a href="#">2-2311078-8</a>	NO					
<a href="#">2-2311078-9</a>	NO					
<a href="#">2-2311082-0</a>	NO					
<a href="#">2-2311082-1</a>	NO					
<a href="#">2-2311082-2</a>	NO					
<a href="#">2-2311082-3</a>	NO					
<a href="#">2-2311082-4</a>	NO					
<a href="#">2-2311082-5</a>	NO					
<a href="#">2-2311082-6</a>	NO					
<a href="#">2-2311082-9</a>	NO					
<a href="#">2-2840440-1</a>	NO					
<a href="#">2-2840672-1</a>	NO					
<a href="#">2035383-3</a>	NO					
<a href="#">2098198-5</a>	NO					
<a href="#">2098256-7</a>	NO					
<a href="#">2098269-1</a>	NO					
<a href="#">2098269-4</a>	NO					
<a href="#">2098541-1</a>	NO					
<a href="#">2098541-2</a>	NO					
<a href="#">2098541-5</a>	NO					
<a href="#">2098541-6</a>	NO					
<a href="#">2098641-1</a>	NO					
<a href="#">2098641-2</a>	NO					
<a href="#">2098641-5</a>	NO					
<a href="#">2098641-6</a>	NO					
<a href="#">2098863-2</a>	NO					
<a href="#">2098863-3</a>	NO					
<a href="#">2098863-4</a>	NO					
<a href="#">2098864-3</a>	NO					
<a href="#">2098865-1</a>	NO					
<a href="#">2098865-2</a>	NO					
<a href="#">2098865-3</a>	NO					
<a href="#">2098865-4</a>	NO					
<a href="#">2098865-5</a>	NO					
<a href="#">2098866-1</a>	NO					
<a href="#">2098866-3</a>	NO					
<a href="#">2098866-4</a>	NO					
<a href="#">2098866-5</a>	NO					
<a href="#">2098866-7</a>	NO					
<a href="#">2098922-1</a>	NO					
<a href="#">2098922-2</a>	NO					
<a href="#">2098922-6</a>	NO					
<a href="#">2098922-8</a>	NO					
<a href="#">2098922-9</a>	NO					
<a href="#">2098923-5</a>	NO					
<a href="#">2098923-6</a>	NO					
<a href="#">2098923-8</a>	NO					
<a href="#">2098923-9</a>	NO					
<a href="#">2098924-5</a>	NO					
<a href="#">2098924-7</a>	NO					

Part Number	Part Discontinued per PCN	Customer Drawing	Alias Part Number(s)	Substitute Part Number	Substitute Alias Part Number(s)	Description Of Difference
<a href="#">2098924-8</a>	NO					
<a href="#">2103022-1</a>	NO					
<a href="#">2103177-5</a>	NO					
<a href="#">2103385-4</a>	NO					
<a href="#">2103628-1</a>	NO					
<a href="#">2103628-2</a>	NO					
<a href="#">2103628-4</a>	NO					
<a href="#">2103628-5</a>	NO					
<a href="#">2103628-6</a>	NO					
<a href="#">2103628-7</a>	NO					
<a href="#">2103741-2</a>	NO					
<a href="#">2103741-3</a>	NO					
<a href="#">2103742-2</a>	NO					
<a href="#">2103742-3</a>	NO					
<a href="#">2103743-2</a>	NO					
<a href="#">2103743-3</a>	NO					
<a href="#">2103744-1</a>	NO					
<a href="#">2138020-1</a>	NO					
<a href="#">2138020-2</a>	NO					
<a href="#">2138020-3</a>	NO					
<a href="#">2138020-4</a>	NO					
<a href="#">2138020-5</a>	NO					
<a href="#">2138020-6</a>	NO					
<a href="#">2138020-8</a>	NO					
<a href="#">2138020-9</a>	NO					
<a href="#">2138041-1</a>	NO					
<a href="#">2138041-2</a>	NO					
<a href="#">2138043-6</a>	NO					
<a href="#">2138161-1</a>	NO					
<a href="#">2138161-2</a>	NO					
<a href="#">2138161-3</a>	NO					
<a href="#">2177376-1</a>	NO					
<a href="#">2203109-6</a>	NO					
<a href="#">2203455-1</a>	NO					
<a href="#">2203455-7</a>	NO					
<a href="#">2203455-8</a>	NO					
<a href="#">2203455-9</a>	NO					
<a href="#">2203515-5</a>	NO					
<a href="#">2203516-7</a>	NO					
<a href="#">2203516-8</a>	NO					
<a href="#">2203516-9</a>	NO					
<a href="#">2203663-5</a>	NO					
<a href="#">2203773-7</a>	NO					
<a href="#">2203919-1</a>	NO					
<a href="#">2203973-2</a>	NO					
<a href="#">2203973-5</a>	NO					
<a href="#">2203973-6</a>	NO					
<a href="#">2203973-7</a>	NO					
<a href="#">2203973-8</a>	NO					
<a href="#">2203973-9</a>	NO					
<a href="#">2272033-1</a>	NO					
<a href="#">2272723-1</a>	NO					
<a href="#">2272723-5</a>	NO					
<a href="#">2272723-9</a>	NO					
<a href="#">2289050-1</a>	NO					
<a href="#">2289050-2</a>	NO					
<a href="#">2294430-1</a>	NO					
<a href="#">2294430-5</a>	NO					
<a href="#">2296698-1</a>	NO					
<a href="#">2296700-3</a>	NO					
<a href="#">2296700-6</a>	NO					
<a href="#">2296701-1</a>	NO					
<a href="#">2296701-3</a>	NO					
<a href="#">2300498-1</a>	NO					

Part Number	Part Discontinued per PCN	Customer Drawing	Alias Part Number(s)	Substitute Part Number	Substitute Alias Part Number(s)	Description Of Difference
<a href="#">2300498-2</a>	NO					
<a href="#">2300498-6</a>	NO					
<a href="#">2300498-7</a>	NO					
<a href="#">2301631-2</a>	NO					
<a href="#">2304305-2</a>	NO					
<a href="#">2304306-1</a>	NO					
<a href="#">2306039-1</a>	NO					
<a href="#">2306271-1</a>	NO					
<a href="#">2306883-1</a>	NO					
<a href="#">2306884-1</a>	NO					
<a href="#">2307223-1</a>	NO					
<a href="#">2307235-1</a>	NO					
<a href="#">2310207-1</a>	NO					
<a href="#">2310239-1</a>	NO					
<a href="#">2310242-1</a>	NO					
<a href="#">2310242-2</a>	NO					
<a href="#">2311069-1</a>	NO					
<a href="#">2311069-3</a>	NO					
<a href="#">2311069-4</a>	NO					
<a href="#">2311069-5</a>	NO					
<a href="#">2311069-6</a>	NO					
<a href="#">2311071-1</a>	NO					
<a href="#">2311073-9</a>	NO					
<a href="#">2311074-1</a>	NO					
<a href="#">2311075-1</a>	NO					
<a href="#">2311077-1</a>	NO					
<a href="#">2311077-2</a>	NO					
<a href="#">2311084-1</a>	NO					
<a href="#">2311084-2</a>	NO					
<a href="#">2311084-3</a>	NO					
<a href="#">2316020-1</a>	NO					
<a href="#">2316023-1</a>	NO					
<a href="#">2321028-1</a>	NO					
<a href="#">2323660-1</a>	NO					
<a href="#">2323661-1</a>	NO					
<a href="#">2324336-1</a>	NO					
<a href="#">2327375-1</a>	NO					
<a href="#">2327375-2</a>	NO					
<a href="#">2327611-1</a>	NO					
<a href="#">2327611-2</a>	NO					
<a href="#">2327904-1</a>	NO					
<a href="#">2327904-2</a>	NO					
<a href="#">2331832-1</a>	NO					
<a href="#">2332200-6</a>	NO					
<a href="#">2332200-7</a>	NO					
<a href="#">2332470-1</a>	NO					
<a href="#">2335239-1</a>	NO					
<a href="#">2336315-1</a>	NO					
<a href="#">2336318-1</a>	NO					
<a href="#">2336334-1</a>	NO					
<a href="#">2336677-1</a>	NO					
<a href="#">2337306-1</a>	NO					
<a href="#">2337311-1</a>	NO					
<a href="#">2339949-1</a>	NO					
<a href="#">2339949-2</a>	NO					
<a href="#">2339949-3</a>	NO					
<a href="#">2348609-1</a>	NO					
<a href="#">2348609-3</a>	NO					
<a href="#">2349476-1</a>	NO					
<a href="#">2840368-2</a>	NO					
<a href="#">2840595-1</a>	NO					
<a href="#">2840624-1</a>	NO					
<a href="#">2840789-1</a>	NO					
<a href="#">2840822-1</a>	NO					

Part Number	Part Discontinued per PCN	Customer Drawing	Alias Part Number(s)	Substitute Part Number	Substitute Alias Part Number(s)	Description Of Difference
<a href="#">2840837-1</a>	NO					
<a href="#">2840838-1</a>	NO					
<a href="#">2840960-1</a>	NO					
<a href="#">2840960-2</a>	NO					
<a href="#">3-1419171-9</a>	NO					
<a href="#">3-1438099-1</a>	NO					
<a href="#">3-1438099-4</a>	NO					
<a href="#">3-1438099-5</a>	NO					
<a href="#">3-1438103-1</a>	NO					
<a href="#">3-1438103-3</a>	NO					
<a href="#">3-1438103-4</a>	NO					
<a href="#">3-1438103-8</a>	NO					
<a href="#">3-1438691-1</a>	NO					
<a href="#">3-1438693-1</a>	NO					
<a href="#">3-1438693-2</a>	NO					
<a href="#">3-1438693-6</a>	NO					
<a href="#">3-1438841-2</a>	NO					
<a href="#">3-1438841-5</a>	NO					
<a href="#">3-1438841-8</a>	NO					
<a href="#">3-1438950-5</a>	NO					
<a href="#">3-1587041-0</a>	NO					
<a href="#">3-1924513-2</a>	NO					
<a href="#">3-1924513-6</a>	NO					
<a href="#">3-1924513-8</a>	NO					
<a href="#">3-1924672-4</a>	NO					
<a href="#">3-1924672-7</a>	NO					
<a href="#">3-1924939-0</a>	NO					
<a href="#">3-1924939-1</a>	NO					
<a href="#">3-1924939-4</a>	NO					
<a href="#">3-1924939-5</a>	NO					
<a href="#">3-1924939-8</a>	NO					
<a href="#">3-2035383-3</a>	NO					
<a href="#">3-2035383-5</a>	NO					
<a href="#">3-2035383-7</a>	NO					
<a href="#">3-2035383-8</a>	NO					
<a href="#">3-2098269-1</a>	NO					
<a href="#">3-2098269-2</a>	NO					
<a href="#">3-2098269-3</a>	NO					
<a href="#">3-2098269-6</a>	NO					
<a href="#">3-2098269-7</a>	NO					
<a href="#">3-2098269-8</a>	NO					
<a href="#">3-2098922-0</a>	NO					
<a href="#">3-2098922-3</a>	NO					
<a href="#">3-2098922-5</a>	NO					
<a href="#">3-2098922-7</a>	NO					
<a href="#">3-2138020-1</a>	NO					
<a href="#">3-2138020-2</a>	NO					
<a href="#">3-2138020-4</a>	NO					
<a href="#">3-2203654-2</a>	NO					
<a href="#">3-2203654-4</a>	NO					
<a href="#">3-2203654-5</a>	NO					
<a href="#">3-2203663-1</a>	NO					
<a href="#">3-2203663-3</a>	NO					
<a href="#">3-2311078-0</a>	NO					
<a href="#">3-2311078-1</a>	NO					
<a href="#">3-2311078-2</a>	NO					
<a href="#">3-2311078-3</a>	NO					
<a href="#">3-2311078-4</a>	NO					
<a href="#">3-2311078-5</a>	NO					
<a href="#">3-2311078-6</a>	NO					
<a href="#">3-2311078-7</a>	NO					
<a href="#">3-2311078-9</a>	NO					
<a href="#">3-2311082-0</a>	NO					
<a href="#">3-2311082-2</a>	NO					



Part Number	Part Discontinued per PCN	Customer Drawing	Alias Part Number(s)	Substitute Part Number	Substitute Alias Part Number(s)	Description Of Difference
<a href="#">3-2311082-5</a>	NO					
<a href="#">3-2311082-6</a>	NO					
<a href="#">3-2311082-7</a>	NO					
<a href="#">3-2311082-8</a>	NO					
<a href="#">3-2311082-9</a>	NO					
<a href="#">319234-2</a>	NO					
<a href="#">4-1419171-0</a>	NO					
<a href="#">4-1419171-1</a>	NO					
<a href="#">4-1438090-7</a>	NO					
<a href="#">4-1438099-7</a>	NO					
<a href="#">4-1438099-8</a>	NO					
<a href="#">4-1438136-2</a>	NO					
<a href="#">4-1438136-3</a>	NO					
<a href="#">4-1438691-1</a>	NO					
<a href="#">4-1438691-6</a>	NO					
<a href="#">4-1438693-2</a>	NO					
<a href="#">4-1438693-3</a>	NO					
<a href="#">4-1438693-5</a>	NO					
<a href="#">4-1438841-0</a>	NO					
<a href="#">4-1438841-1</a>	NO					
<a href="#">4-1438841-5</a>	NO					
<a href="#">4-1456426-1</a>	NO					
<a href="#">4-1488991-1</a>	NO					
<a href="#">4-1488991-2</a>	NO					
<a href="#">4-1587041-6</a>	NO					
<a href="#">4-1924067-1</a>	NO					
<a href="#">4-1924067-2</a>	NO					
<a href="#">4-1924225-7</a>	NO					
<a href="#">4-1924225-8</a>	NO					
<a href="#">4-1924292-1</a>	NO					
<a href="#">4-1924513-2</a>	NO					
<a href="#">4-1924513-3</a>	NO					
<a href="#">4-1924513-4</a>	NO					
<a href="#">4-1924513-5</a>	NO					
<a href="#">4-1924513-6</a>	NO					
<a href="#">4-1924513-7</a>	NO					
<a href="#">4-1924513-8</a>	NO					
<a href="#">4-1924513-9</a>	NO					
<a href="#">4-1924783-1</a>	NO					
<a href="#">4-1924783-2</a>	NO					
<a href="#">4-1924783-3</a>	NO					
<a href="#">4-1924783-4</a>	NO					
<a href="#">4-1924783-9</a>	NO					
<a href="#">4-1924939-2</a>	NO					
<a href="#">4-1924939-3</a>	NO					
<a href="#">4-1924939-5</a>	NO					
<a href="#">4-1924939-6</a>	NO					
<a href="#">4-1924939-7</a>	NO					
<a href="#">4-1924939-8</a>	NO					
<a href="#">4-1924939-9</a>	NO					
<a href="#">4-2035383-1</a>	NO					
<a href="#">4-2035383-6</a>	NO					
<a href="#">4-2035383-7</a>	NO					
<a href="#">4-2035383-8</a>	NO					
<a href="#">4-2035383-9</a>	NO					
<a href="#">4-2098269-1</a>	NO					
<a href="#">4-2098269-2</a>	NO					
<a href="#">4-2098269-5</a>	NO					
<a href="#">4-2098269-6</a>	NO					
<a href="#">4-2098269-7</a>	NO					
<a href="#">4-2098269-8</a>	NO					
<a href="#">4-2098541-1</a>	NO					
<a href="#">4-2098541-2</a>	NO					
<a href="#">4-2098559-1</a>	NO					

Part Number	Part Discontinued per PCN	Customer Drawing	Alias Part Number(s)	Substitute Part Number	Substitute Alias Part Number(s)	Description Of Difference
<a href="#">4-2098641-1</a>	NO					
<a href="#">4-2098641-2</a>	NO					
<a href="#">4-2098922-1</a>	NO					
<a href="#">4-2098922-2</a>	NO					
<a href="#">4-2098922-3</a>	NO					
<a href="#">4-2098922-4</a>	NO					
<a href="#">4-2098922-6</a>	NO					
<a href="#">4-2098922-8</a>	NO					
<a href="#">4-2103015-1</a>	NO					
<a href="#">4-2103015-2</a>	NO					
<a href="#">4-2103015-4</a>	NO					
<a href="#">4-2103015-5</a>	NO					
<a href="#">4-2103015-6</a>	NO					
<a href="#">4-2103177-1</a>	NO					
<a href="#">4-2103177-2</a>	NO					
<a href="#">4-2103177-4</a>	NO					
<a href="#">4-2103177-5</a>	NO					
<a href="#">4-2103177-6</a>	NO					
<a href="#">4-2103177-7</a>	NO					
<a href="#">4-2103350-1</a>	NO					
<a href="#">4-2103350-2</a>	NO					
<a href="#">4-2103350-4</a>	NO					
<a href="#">4-2103350-5</a>	NO					
<a href="#">4-2103587-1</a>	NO					
<a href="#">4-2103587-2</a>	NO					
<a href="#">4-2203654-2</a>	NO					
<a href="#">4-2203654-3</a>	NO					
<a href="#">4-2203654-6</a>	NO					
<a href="#">4-2203654-7</a>	NO					
<a href="#">4-2203654-8</a>	NO					
<a href="#">4-2203654-9</a>	NO					
<a href="#">4-2203663-3</a>	NO					
<a href="#">4-2203663-4</a>	NO					
<a href="#">4-2203663-6</a>	NO					
<a href="#">4-2203663-7</a>	NO					
<a href="#">4-2203663-8</a>	NO					
<a href="#">4-2203663-9</a>	NO					
<a href="#">4-2272003-1</a>	NO					
<a href="#">4-2272003-2</a>	NO					
<a href="#">4-2272003-3</a>	NO					
<a href="#">4-2272003-4</a>	NO					
<a href="#">4-2272003-5</a>	NO					
<a href="#">4-2272004-1</a>	NO					
<a href="#">4-2272004-2</a>	NO					
<a href="#">4-2272005-1</a>	NO					
<a href="#">4-2272005-2</a>	NO					
<a href="#">4-2272173-1</a>	NO					
<a href="#">4-2272173-2</a>	NO					
<a href="#">4-2272173-3</a>	NO					
<a href="#">4-2840548-1</a>	NO					
<a href="#">4-2840548-2</a>	NO					
<a href="#">5-1438099-1</a>	NO					
<a href="#">5-1438129-9</a>	NO					
<a href="#">5-1438691-4</a>	NO					
<a href="#">5-1438691-6</a>	NO					
<a href="#">5-1438691-7</a>	NO					
<a href="#">5-1438841-9</a>	NO					
<a href="#">5-1557773-1</a>	NO					
<a href="#">5-1557773-2</a>	NO					
<a href="#">5-1557773-3</a>	NO					
<a href="#">5-1557773-5</a>	NO					
<a href="#">5-1557774-1</a>	NO					
<a href="#">5-1557774-3</a>	NO					
<a href="#">5-1557774-4</a>	NO					

Part Number	Part Discontinued per PCN	Customer Drawing	Alias Part Number(s)	Substitute Part Number	Substitute Alias Part Number(s)	Description Of Difference
<a href="#">5-1557774-5</a>	NO					
<a href="#">5-1557774-7</a>	NO					
<a href="#">5-1557802-1</a>	NO					
<a href="#">5-1557803-1</a>	NO					
<a href="#">5-1557911-1</a>	NO					
<a href="#">5-1557915-1</a>	NO					
<a href="#">5-1557921-1</a>	NO					
<a href="#">5-1557922-1</a>	NO					
<a href="#">5-1587041-6</a>	NO					
<a href="#">5-1587041-7</a>	NO					
<a href="#">5-1924225-3</a>	NO					
<a href="#">5-1924225-5</a>	NO					
<a href="#">5-1924225-7</a>	NO					
<a href="#">5-1924225-9</a>	NO					
<a href="#">5-1924513-0</a>	NO					
<a href="#">5-1924513-1</a>	NO					
<a href="#">5-1924513-3</a>	NO					
<a href="#">5-1924513-5</a>	NO					
<a href="#">5-1924513-6</a>	NO					
<a href="#">5-1924513-8</a>	NO					
<a href="#">5-1924783-0</a>	NO					
<a href="#">5-1924783-2</a>	NO					
<a href="#">5-1924783-3</a>	NO					
<a href="#">5-1924783-4</a>	NO					
<a href="#">5-1924783-5</a>	NO					
<a href="#">5-1924939-0</a>	NO					
<a href="#">5-1924939-1</a>	NO					
<a href="#">5-1924939-4</a>	NO					
<a href="#">5-1924939-5</a>	NO					
<a href="#">5-1924939-6</a>	NO					
<a href="#">5-1924939-7</a>	NO					
<a href="#">5-1924939-9</a>	NO					
<a href="#">5-2035383-0</a>	NO					
<a href="#">5-2035383-3</a>	NO					
<a href="#">5-2035383-6</a>	NO					
<a href="#">5-2098269-0</a>	NO					
<a href="#">5-2098922-9</a>	NO					
<a href="#">5-2103177-1</a>	NO					
<a href="#">5-2203455-5</a>	NO					
<a href="#">5-2203654-0</a>	NO					
<a href="#">5-2203654-1</a>	NO					
<a href="#">5-2203654-3</a>	NO					
<a href="#">5-2203654-6</a>	NO					
<a href="#">5-2203654-7</a>	NO					
<a href="#">5-2203654-8</a>	NO					
<a href="#">5-2203654-9</a>	NO					
<a href="#">5-2203663-0</a>	NO					
<a href="#">5-2203663-1</a>	NO					
<a href="#">5-2203663-3</a>	NO					
<a href="#">5-2203663-8</a>	NO					
<a href="#">5-2203663-9</a>	NO					
<a href="#">5-2272723-1</a>	NO					
<a href="#">5-2272723-5</a>	NO					
<a href="#">5-2272723-7</a>	NO					
<a href="#">5-2272723-9</a>	NO					
<a href="#">5-2311082-3</a>	NO					
<a href="#">5-2311082-4</a>	NO					
<a href="#">5-2311082-5</a>	NO					
<a href="#">5-2311082-6</a>	NO					
<a href="#">6-1438090-7</a>	NO					
<a href="#">6-1438891-0</a>	NO					
<a href="#">6-1438841-3</a>	NO					
<a href="#">6-1438841-5</a>	NO					
<a href="#">6-1438841-7</a>	NO					

Part Number	Part Discontinued per PCN	Customer Drawing	Alias Part Number(s)	Substitute Part Number	Substitute Alias Part Number(s)	Description Of Difference
<a href="#">6-1924225-0</a>	NO					
<a href="#">6-1924225-1</a>	NO					
<a href="#">6-1924225-2</a>	NO					
<a href="#">6-1924225-5</a>	NO					
<a href="#">6-1924225-6</a>	NO					
<a href="#">6-1924225-7</a>	NO					
<a href="#">6-1924225-8</a>	NO					
<a href="#">6-1924783-0</a>	NO					
<a href="#">6-1924783-2</a>	NO					
<a href="#">6-1924783-6</a>	NO					
<a href="#">6-1924783-7</a>	NO					
<a href="#">6-1924783-9</a>	NO					
<a href="#">6-1924939-0</a>	NO					
<a href="#">6-1924939-1</a>	NO					
<a href="#">6-1924939-2</a>	NO					
<a href="#">6-1924939-3</a>	NO					
<a href="#">6-1924939-4</a>	NO					
<a href="#">6-1924939-5</a>	NO					
<a href="#">6-1924939-6</a>	NO					
<a href="#">6-1924939-7</a>	NO					
<a href="#">6-1924939-8</a>	NO					
<a href="#">6-1924939-9</a>	NO					
<a href="#">6-2035383-0</a>	NO					
<a href="#">6-2035383-2</a>	NO					
<a href="#">6-2035383-3</a>	NO					
<a href="#">6-2035383-5</a>	NO					
<a href="#">6-2035383-6</a>	NO					
<a href="#">6-2035383-9</a>	NO					
<a href="#">6-2098922-0</a>	NO					
<a href="#">6-2098922-6</a>	NO					
<a href="#">6-2098922-7</a>	NO					
<a href="#">6-2098922-8</a>	NO					
<a href="#">6-2103177-4</a>	NO					
<a href="#">6-2203654-0</a>	NO					
<a href="#">6-2203654-6</a>	NO					
<a href="#">6-2203654-7</a>	NO					
<a href="#">6-2203654-8</a>	NO					
<a href="#">6-2203654-9</a>	NO					
<a href="#">6-2203663-0</a>	NO					
<a href="#">6-2203663-2</a>	NO					
<a href="#">6-2203663-5</a>	NO					
<a href="#">6-2203663-6</a>	NO					
<a href="#">6-2203663-7</a>	NO					
<a href="#">6-2203663-9</a>	NO					
<a href="#">6-2272723-0</a>	NO					
<a href="#">638514-1</a>	NO					
<a href="#">638514-8</a>	NO					
<a href="#">7-1438136-2</a>	NO					
<a href="#">7-1438136-3</a>	NO					
<a href="#">7-1438691-4</a>	NO					
<a href="#">7-1438691-7</a>	NO					
<a href="#">7-1438691-8</a>	NO					
<a href="#">7-1438691-9</a>	NO					
<a href="#">7-1438841-1</a>	NO					
<a href="#">7-1438841-2</a>	NO					
<a href="#">7-1438841-3</a>	NO					
<a href="#">7-1438841-5</a>	NO					
<a href="#">7-1438841-6</a>	NO					
<a href="#">7-1456659-0</a>	NO					
<a href="#">7-1456659-1</a>	NO					
<a href="#">7-1456659-3</a>	NO					
<a href="#">7-1456659-7</a>	NO					
<a href="#">7-1456659-8</a>	NO					
<a href="#">7-1456659-9</a>	NO					

Part Number	Part Discontinued per PCN	Customer Drawing	Alias Part Number(s)	Substitute Part Number	Substitute Alias Part Number(s)	Description Of Difference
<a href="#">7-1924225-0</a>	NO					
<a href="#">7-1924225-1</a>	NO					
<a href="#">7-1924225-2</a>	NO					
<a href="#">7-1924225-3</a>	NO					
<a href="#">7-1924783-0</a>	NO					
<a href="#">7-1924783-1</a>	NO					
<a href="#">7-1924783-2</a>	NO					
<a href="#">7-1924783-3</a>	NO					
<a href="#">7-1924783-4</a>	NO					
<a href="#">7-1924783-5</a>	NO					
<a href="#">7-1924783-6</a>	NO					
<a href="#">7-1924783-7</a>	NO					
<a href="#">7-1924783-8</a>	NO					
<a href="#">7-1924783-9</a>	NO					
<a href="#">7-1924939-0</a>	NO					
<a href="#">7-2035383-0</a>	NO					
<a href="#">7-2035383-2</a>	NO					
<a href="#">7-2035383-3</a>	NO					
<a href="#">7-2035383-8</a>	NO					
<a href="#">7-2098922-2</a>	NO					
<a href="#">7-2098922-3</a>	NO					
<a href="#">7-2098922-6</a>	NO					
<a href="#">7-2098922-8</a>	NO					
<a href="#">7-2203654-0</a>	NO					
<a href="#">7-2203654-1</a>	NO					
<a href="#">7-2203654-2</a>	NO					
<a href="#">7-2203654-3</a>	NO					
<a href="#">7-2203654-9</a>	NO					
<a href="#">7-2203663-0</a>	NO					
<a href="#">7-2203663-1</a>	NO					
<a href="#">776905-8</a>	NO					
<a href="#">8-1438129-4</a>	NO					
<a href="#">8-1438129-5</a>	NO					
<a href="#">8-1438136-2</a>	NO					
<a href="#">8-1438691-0</a>	NO					
<a href="#">8-1438691-1</a>	NO					
<a href="#">8-1438691-2</a>	NO					
<a href="#">8-1438691-3</a>	NO					
<a href="#">8-1438691-4</a>	NO					
<a href="#">8-1438691-5</a>	NO					
<a href="#">8-1438691-7</a>	NO					
<a href="#">8-1438691-8</a>	NO					
<a href="#">8-1438841-3</a>	NO					
<a href="#">8-1438841-4</a>	NO					
<a href="#">8-1438841-5</a>	NO					
<a href="#">8-1438950-3</a>	NO					
<a href="#">8-1438950-5</a>	NO					
<a href="#">8-1438950-6</a>	NO					
<a href="#">8-1456659-0</a>	NO					
<a href="#">8-1456659-7</a>	NO					
<a href="#">8-1456659-9</a>	NO					
<a href="#">8-1924783-1</a>	NO					
<a href="#">8-2035383-0</a>	NO					
<a href="#">8-2035383-3</a>	NO					
<a href="#">8-2035383-9</a>	NO					
<a href="#">828904-1</a>	NO		"CF0547-000", "AMP-0-0828904-1", "80.264.00", "8202609390", "8202611101"			
<a href="#">828904-2</a>	NO					
<a href="#">828922-1</a>	NO		"EG9737-000", "AMP-0-0828922-1", "80.263.00", "820A-37376"			
<a href="#">828922-2</a>	NO					
<a href="#">9-1438090-6</a>	NO					
<a href="#">9-1438136-6</a>	NO					
<a href="#">9-1438841-4</a>	NO					

Part Number	Part Discontinued per PCN	Customer Drawing	Alias Part Number(s)	Substitute Part Number	Substitute Alias Part Number(s)	Description Of Difference
<a href="#">9-1438841-7</a>	NO					
<a href="#">9-1456659-2</a>	NO					
<a href="#">9-1456659-7</a>	NO					
<a href="#">9-2035383-4</a>	NO					
<a href="#">9-2035383-5</a>	NO					
<a href="#">9-2035383-6</a>	NO					
<a href="#">9-2035383-7</a>	NO					
<a href="#">963292-1</a>	NO					
<a href="#">963293-1</a>	NO					
<a href="#">963530-1</a>	NO		"1072609867", "820P-37717", "820P-37904", "43119-000"			
<a href="#">963531-1</a>	NO		"1072607258"			
<a href="#">964972-1</a>	NO					
<a href="#">967067-1</a>	NO		"0-0967067-1", "EG9740-000", "AMP-0-0967067-1"			
<a href="#">967067-2</a>	NO					



# Product Change Notification

Current Date: 13-Nov-2019

## TE Connectivity

Product Change Notification: P-19-018199

PCN Date: 11-NOV-19

TE would like to inform you of the following change(s) to the listed TE Connectivity Product. In case of any further questions about this change(s), please contact your TE Connectivity Sales Engineer. Affected part, drawing and/or specification numbers are listed on the attached sheet(s).

### General Product Description:

Multiple Part numbers. Phase 1. Americas Footprint Optimization.

### Description of Changes

We hereby inform you about a transfer of tools and/or processes of the components of the Finished Goods that we ship to you to further improve our Supply Chain towards our customers. The transfer follows a strict procedure, which fully maintains quality, ability to supply and form-fit-function of the concerned products. The receiving manufacturing location operates under a certified quality management system in accordance with standard automotive requirements. These moves will be validated not to affect product FFF, tool geometry or quality performance. TE will uphold our responsibility to internally validate and approve these tools among appropriate first article dimensional and capability analysis, comparative 2-sample T-tests before and after moves, before and after CT scans where needed, and PV test as defined by TE product engineering. TE is willing to provide any such validation data to our customers as our joint non-disclosure agreement statuses allow. AMEND with PCN P-19-018058

### Reason for Changes:

Product improvement. These changes are part of an overall effort from TE to improve our supply chain toward our customers and to focus each plant on core products and processes. A TE-internal release test based on the relevant part specifications will be executed before delivery and this notification serves to fulfill our notification requirements as prescribed by AIAG 4th edition. This change notification document accompanies a letter sent to your organization on September 13, 2019 signed by our Vice President of Sales and Marketing. Follow up conversations can occur upon request with your sales contact within 15 calendar days after receipt of this PCN. TE can share validation data with your organization upon request. If you have any questions or needs from this move, please contact your sales engineer within 15 days of receipt of this letter. If no response is received on this period, TE will consider this as an approval and tools must move to the new locations.

### Estimated Dates:

<b>Last Order Date</b> (Obsolete Parts Only):	<b>First Date To Ship</b> (Changed Parts Only):
	03-JAN-2020
<b>Last Ship Date</b> (Obsolete Parts Only):	<b>Last Date for Mixed Shipments:</b> (Changed Parts Only):
	No Mixed Shipments

### Part Number(s) being Modified:

Part Number	Part Discontinued per PCN	Customer Drawing	Alias Part Number(s)	Substitute Part Number	Substitute Alias Part Number(s)	Description Of Difference
<a href="#">1-1438356-1</a>	NO					
<a href="#">1-1438356-8</a>	NO					
<a href="#">1-1438454-1</a>	NO					
<a href="#">1-1924940-1</a>	NO					
<a href="#">1-1924940-3</a>	NO					
<a href="#">1-1924940-7</a>	NO					
<a href="#">1-1924940-8</a>	NO					
<a href="#">1-1924940-9</a>	NO					
<a href="#">1-2203312-1</a>	NO					
<a href="#">1-2203312-2</a>	NO					
<a href="#">1-2203312-3</a>	NO					
<a href="#">1-2203773-3</a>	NO					
<a href="#">1438129-1</a>	NO					
<a href="#">1438129-2</a>	NO					
<a href="#">1438129-3</a>	NO					
<a href="#">1456554-1</a>	NO					
<a href="#">1557407-2</a>	NO					
<a href="#">1557407-3</a>	NO					
<a href="#">1557801-1</a>	NO					
<a href="#">1557801-2</a>	NO					
<a href="#">1557801-3</a>	NO					
<a href="#">1557801-4</a>	NO					
<a href="#">1557873-1</a>	NO					
<a href="#">1587902-2</a>	NO					
<a href="#">1670120-1</a>	NO					
<a href="#">1670120-2</a>	NO					

Part Number	Part Discontinued per PCN	Customer Drawing	Alias Part Number(s)	Substitute Part Number	Substitute Alias Part Number(s)	Description Of Difference
<a href="#">184002-1</a>	NO					
<a href="#">184020-1</a>	NO					
<a href="#">184097-1</a>	NO					
<a href="#">184099-1</a>	NO					
<a href="#">184344-1</a>	NO					
<a href="#">184471-6</a>	NO					
<a href="#">184471-8</a>	NO					
<a href="#">2-1438693-0</a>	NO					
<a href="#">2-1438693-1</a>	NO					
<a href="#">2-1438693-8</a>	NO					
<a href="#">2-1438693-9</a>	NO					
<a href="#">2-1456659-4</a>	NO					
<a href="#">2-1924225-9</a>	NO					
<a href="#">2098557-1</a>	NO					
<a href="#">2098557-2</a>	NO					
<a href="#">2098557-4</a>	NO					
<a href="#">2098557-7</a>	NO					
<a href="#">2098559-5</a>	NO					
<a href="#">2098559-6</a>	NO					
<a href="#">2098559-7</a>	NO					
<a href="#">2098559-8</a>	NO					
<a href="#">2098863-5</a>	NO					
<a href="#">2098863-6</a>	NO					
<a href="#">2098863-7</a>	NO					
<a href="#">2098863-8</a>	NO					
<a href="#">2098863-9</a>	NO					
<a href="#">2103149-1</a>	NO					
<a href="#">2103149-4</a>	NO					
<a href="#">2103149-7</a>	NO					
<a href="#">2103534-1</a>	NO					
<a href="#">2103534-2</a>	NO					
<a href="#">2103534-4</a>	NO					
<a href="#">2138089-1</a>	NO					
<a href="#">2203654-5</a>	NO					
<a href="#">2203654-9</a>	NO					
<a href="#">2272763-1</a>	NO					
<a href="#">2311072-1</a>	NO					
<a href="#">2321027-1</a>	NO					
<a href="#">2324337-1</a>	NO					
<a href="#">3-1438136-4</a>	NO					
<a href="#">3-1924783-0</a>	NO					
<a href="#">3-1924783-7</a>	NO					
<a href="#">3-1924783-8</a>	NO					
<a href="#">3-1924783-9</a>	NO					
<a href="#">4-2098557-1</a>	NO					
<a href="#">4-2311082-0</a>	NO					
<a href="#">4-2311082-1</a>	NO					
<a href="#">4-2311082-2</a>	NO					
<a href="#">4-2311082-4</a>	NO					
<a href="#">4-2311082-5</a>	NO					
<a href="#">4-2311082-6</a>	NO					
<a href="#">4-2311082-7</a>	NO					
<a href="#">4-2311082-8</a>	NO					
<a href="#">5-1456659-3</a>	NO					
<a href="#">5-1456659-8</a>	NO					
<a href="#">5-1557909-1</a>	NO					
<a href="#">5-1557910-1</a>	NO					
<a href="#">5-1557910-2</a>	NO					
<a href="#">5-1924670-0</a>	NO					
<a href="#">5-2304580-1</a>	NO					
<a href="#">6-1438136-2</a>	NO					
<a href="#">6-1438136-8</a>	NO					
<a href="#">6-1438136-9</a>	NO					
<a href="#">6-1587041-6</a>	NO					
<a href="#">6-1587041-9</a>	NO					



Part Number	Part Discontinued per PCN	Customer Drawing	Alias Part Number(s)	Substitute Part Number	Substitute Alias Part Number(s)	Description Of Difference
<a href="#">776671-1</a>	NO					
<a href="#">776834-3</a>	NO					
<a href="#">776834-4</a>	NO					
<a href="#">776834-5</a>	NO					
<a href="#">776887-2</a>	NO					
<a href="#">776887-3</a>	NO					
<a href="#">776887-5</a>	NO					
<a href="#">9-1438691-0</a>	NO					
<a href="#">9-1438691-1</a>	NO					
<a href="#">9-1438691-3</a>	NO					
<a href="#">9-2301631-2</a>	NO					
<a href="#">963294-1</a>	NO					



**Not Applicable**



## **Section 3**

# **Customer Engineering Approval**



# Section 4

## Design FMEA

**See Section A for nondisclosure conditions.**

**The Design FMEA, if included, is a Class II confidential document belonging to TE Connectivity. A class II document may not be further distributed and is subject to the conditions of the nondisclosure agreement.**



## **Section 5**

# **Process Flow Diagram**

**See Section A for nondisclosure conditions.**

**The Process Flow Diagram, if included, is a Class II confidential document belonging to TE Connectivity. A class II document may not be further distributed and is subject to the conditions of the nondisclosure agreement.**



## **Section 6**

# **Process FMEA**

**See Section A for nondisclosure conditions.**

**The Process FMEA, if included, is a Class II confidential document belonging to TE Connectivity. A class II document may not be further distributed and is subject to the conditions of the nondisclosure agreement.**



## **Section 7**

# **Control Plan**

**See Section A for nondisclosure conditions.  
The Control Plan, if included, is a Class II confidential document  
belonging to TE Connectivity. A class II document may not be  
further distributed and is subject to the conditions of the  
nondisclosure agreement.**

## **Section 8**

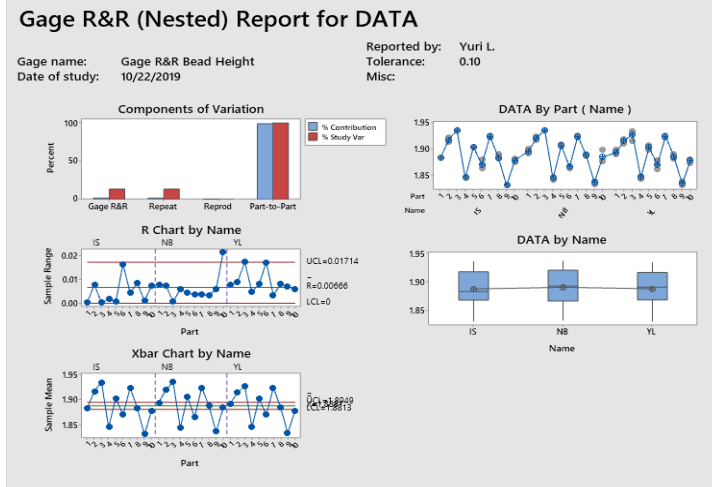
# **Measurement System Analysis**



**GAGE REPEATABILITY AND REPRODUCIBILITY DATA SHEET  
ANOVA METHOD**

Part Number: M487401 - 1924957-2		Gage Name: CMM		Appraiser A: Y. Ladhovs		COMMENTS: Gage Repeatability and Reproducibility was done on part # 1924087-1 mold # M487087
Part Name		Gage Number: QC-010-00086		Appraiser B: N. Beepot		
Perimeter Seal, Female, 2 Position, Sealed, 1.2mm		Gage Type: Micru-Vu Excel 502		Appraiser C: I. Sayin		
Characteristic: Bead Height	Specification: 1.80   2.00	Trials: 3		Parts: 10		
Characteristic Classification: Critical		Appraisers: 3		Date Performed: 10/22/2019		

OPERATOR	SAMPLE #	Bead Height
YL	1	1.89
YL	2	1.91
YL	3	1.93
YL	4	1.84
YL	5	1.90
YL	6	1.87
YL	7	1.92
YL	8	1.88
YL	9	1.83
YL	10	1.88
YL	1	1.89
YL	2	1.92
YL	3	1.92
YL	4	1.85
YL	5	1.91
YL	6	1.86
YL	7	1.93
YL	8	1.89
YL	9	1.84
YL	10	1.88
YL	1	1.90
YL	2	1.92
YL	3	1.93
YL	4	1.85
YL	5	1.90
YL	6	1.88
YL	7	1.92
YL	8	1.88
YL	9	1.83
YL	10	1.87
NB	1	1.90
NB	2	1.92
NB	3	1.94
NB	4	1.85
NB	5	1.91
NB	6	1.87
NB	7	1.93
NB	8	1.89
NB	9	1.83
NB	10	1.88
NB	1	1.89
NB	2	1.92
NB	3	1.94
NB	4	1.84
NB	5	1.90
NB	6	1.86
NB	7	1.92
NB	8	1.89
NB	9	1.84
NB	10	1.88
IS	1	1.88
IS	2	1.92
IS	3	1.93
IS	4	1.84
IS	5	1.90
IS	6	1.87
IS	7	1.93
IS	8	1.89
IS	9	1.83
IS	10	1.87
IS	1	1.88
IS	2	1.92
IS	3	1.94
IS	4	1.85
IS	5	1.90
IS	6	1.86
IS	7	1.92
IS	8	1.88
IS	9	1.83
IS	10	1.88
IS	1	1.88
IS	2	1.91
IS	3	1.94
IS	4	1.85
IS	5	1.90
IS	6	1.88
IS	7	1.92
IS	8	1.88
IS	9	1.83
IS	10	1.88



**Variance Components**

**Gage Evaluation**

Source	VarComp	%Contribution (of VarComp)	Source	StdDev (SD)	Study Var (6 x SD)	%Study Var
Total Gage R&R	0.0000206	1.90	Total Gage R&R	0.0045441	0.027265	13.78
Repeatability	0.0000206	1.90	Repeatability	0.0045441	0.027265	13.78
Reproducibility	0.0000000	0.00	Reproducibility	0.0000000	0.000000	0.00
Part-To-Part	0.0010660	98.10	Part-To-Part	0.0326497	0.195898	99.05
Total Variation	0.0010867	100.00	Total Variation	0.0329644	0.197787	100.00

Number of Distinct Categories = 10

# Section 9

# Dimensional Results



# Production Part Approval

## DIMENSIONAL TEST RESULTS



TE Connectivity-Empalme is accredited by ANSI-ASQ National Accreditation Board for ISO/IEC 17025 under a defined calibration and/or testing scope.

Organization: TE Connectivity	Part Number: 1-2296694-3
Supplier/Vendor Code: N/A	Part Name: PLUG ASSEMBLY SEALED 2 POSITION MCON
INSPECTION FACILITY: TE Connectivity Empalme Metrology lab	Design Record Change Level: DWG: C - 2296694 REV A
	Engineering Change Documents: N/A
	# Folio: 47932 Page 1 of 2

Item	Dim./Spec.	Spec. / Limits		Units	Organization Measurement Results (Data)						Ok	Not Ok	Instrument # ID
		tol +	tol -		SAMPLE 1	SAMPLE 2	SAMPLE 3	SAMPLE 4	SAMPLE 5	SAMPLE 6			
1	15.40	0.20	0.20	mm.	15.384	15.402	15.416	15.389	15.410	15.384	✓		LMMC-010
2	26.50	0.20	0.20	mm.	26.482	26.560	26.571	26.554	26.561	26.573	✓		LMMC-010
3	18.05	0.20	0.20	mm.	17.975	17.992	17.985	17.986	17.964	17.964	✓		LMMC-010
4	10.6	REFERENCE		mm.	10.70	10.64	10.66	10.68	10.64	10.65	✓		LMMC-010
5	4	REFERENCE		mm.	3.74	3.77	3.81	3.80	3.80	3.80	✓		LMMC-010
6	0.10	REFERENCE		mm.	0.147	0.133	0.168	0.204	0.191	0.202	✓		LMMC-010
7	20.92	MINIMUM		mm.	OK	OK	OK	OK	OK	OK	✓		LMMC-010
<b>NOTES:</b>													
1	ISL AND CPA (WHEN APPLICABLE) ARE SHIPPED IN THEIR PRE - LATCHED POSITIONS.				OK	OK	OK	OK	OK	OK	✓		
2	TERMINALS SOLD SEPARATELY. FOR USE WITH TE MCON 1.2mm CLEAN BODY CONTACT WITH WIRE SEAL. SEE TABLE.				NOTED PER APQP TEAM						✓		
3	APPLICABLE INTERFACE DRAWINGS: EWCAP 120-S-002-1-Z01 AND 120-S-002-1-Z02.				NOTED PER APQP TEAM						✓		
4	MINIMUM FEED THROUGH CONDITION WITH 1.0mm CLEARANCE ALL AROUND.				OK	OK	OK	OK	OK	OK	✓		
5	TRACEABILITY CODE ( YY = TWO DIGIT YEAR, JJJ = 3 DIGIT JULIAN DAY, S = 1 DIGIT SHIFT )				OK	OK	OK	OK	OK	OK	✓		
6	FOR OPTIONAL TERMINAL CAVITY BLOCKING. CONTACT TE SALES REPRESENTATIVE OR CUSTOMER SERVICE.				NOTED PER APQP TEAM						✓		
7	SEE INSTRUCTION SHEET 408-32103 FOR CONNECTOR SERVICE AND ISL OPERATION. ISL ACTUATION DISTANCE IS 2.0mm.				NOTED PER APQP TEAM						✓		
8	CONTACT PLATING AND APPLICABLE INDIVIDUAL WIRE SEAL ARE APPLICATION DEPENDENT, CONTACT TE SALES REPRESENTATIVE OR CUSTOMER SERVICE FOR DETAILS.				NOTED PER APQP TEAM						✓		
9	FOR WIRE CRIMP DETAILS, SEE TE APPLICATION SPECIFICATION 114-18464				NOTED PER APQP TEAM						✓		

March 2006 CFG-1003

AEF004J-EG Rev: J

SIGNATURE	TITLE	DATE
Fabiola Agruel	Metrology Chief	October 23, 2019



Production Part Approval

# DIMENSIONAL TEST RESULTS



TE Connectivity-Empalme is accredited by ANSI-ASQ National Accreditation Board for ISO/IEC 17025 under a defined calibration and/or testing scope.

Organization: <b>TE Connectivity</b>	Part Number: <b>1-2296694-3</b>
Supplier/Vendor Code: <b>N/A</b>	Part Name: <b>PLUG ASSEMBLY SEALED 2 POSITION MCON</b>
INSPECTION FACILITY: <b>TE Connectivity Empalme Metrology lab</b>	Design Record Change Level: <b>DWG: C - 2296694 REV A</b>
	Engineering Change Documents: <b>N/A</b>
	# Folio: <b>47932</b> Page <u>2</u> of <u>2</u>

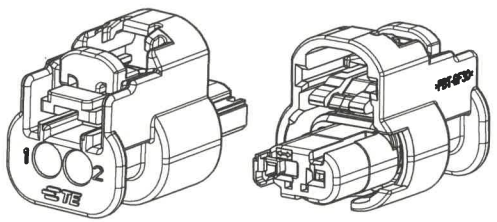
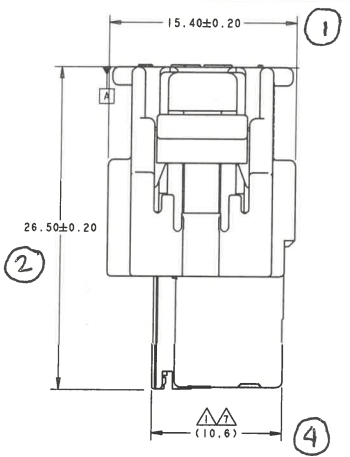
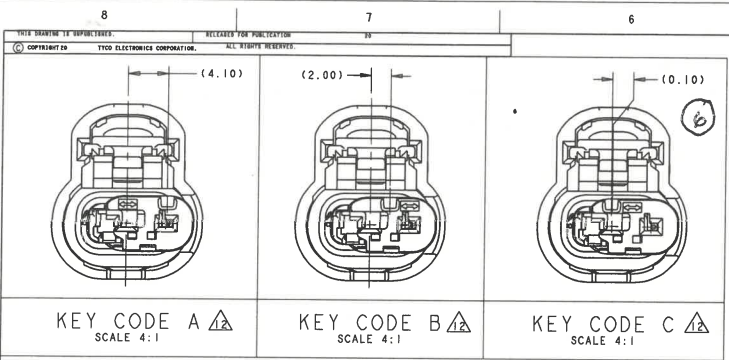
Item	Dim./Spec.	Spec. / Limits tol + tol -	Units	Organization Measurement Results (Data)						Ok	Not Ok	Instrument # ID
				SAMPLE 1	SAMPLE 2	SAMPLE 3	SAMPLE 4	SAMPLE 5	SAMPLE 6			
10	DOCUMENTED I. C. D. IS SPECIFIED TO MEET MOST WIRE SEAL APPLICATIONS, HOWEVER, I. C. D. IS HIGHLY DEPENDENT ON INSULATION TYPE AND OD, SUFFICIENT GRIP OF THE WIRE SEAL MUST BE OBTAINED SUCH THAT WIRE SEAL DOES NOT DISPLACE FROM INSULATION GRIP DURING CONTACT INSERTION INTO CONNECTOR HOUSING. THE WIRE SEAL SHALL NOT BE CRIMPED TOO TIGHTLY THAT THE WIRE SEAL TEARS DURING THE CRIMPING OPERATION.			NOTED PER APQP TEAM						✓		
11	CONNECTOR VALIDATION PENDING PER GWW3191 T4,V4,S3 WITH THE FOLLOWING EXCEPTIONS: PRIMARY TERMINAL RETENTION FORCE > 25 NEWTONS.			NOTED PER APQP TEAM						✓		
12	KEY CODE DIMENSIONS ARE SHOWN WITH ISL IN PRE-LATCHED POSITION. FOR DIMENSION OF KEY WITH ISL IN FINAL POSITION, ADJUST SHOWN DIMENSIONS BY 2.0mm.			NOTED PER APQP TEAM						✓		
13	MATES WITH STRAIGHT EXIT WIRE DRESS, TE PN 2272168-1 AND RIGHT ANGLE EXIT WIRE DRESS, TE PN 2272169-1.			NOTED PER APQP TEAM						✓		
14	THIS DRAWING IS RESTRICTED TO GM CORPORATION.			OK	OK	OK	OK	OK	OK	✓		

<b>CONCLUSION:</b>	
TOTAL # OF FEATURES	42
LESS BASIC DIMENSIONS	0
LESS REFERENCE DIMENSIONS	18
REPORTED DIMENSIONS	24
# DIMENSIONS IN TOLERANCE	24
# DIMENSIONS OUT OF TOLERANCE	0
% DIMENSION IN TOLERANCE	100.00 %
% DIMENSION OUT OF TOLERANCE	0.00 %

March 2006 CFG-1003

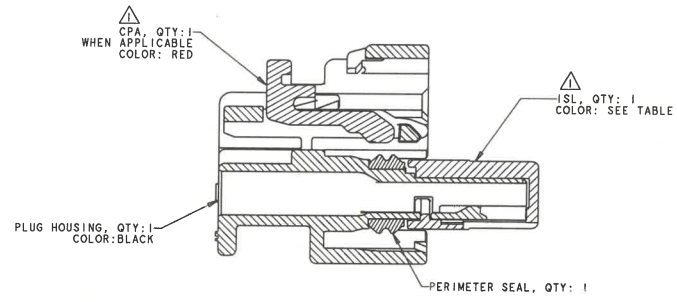
AEF004J-EG Rev: J

SIGNATURE	TITLE	DATE
Fabiola Agruel	Metrology Chief	October 23, 2019

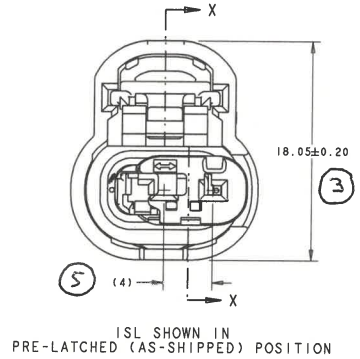


ISOMETRIC VIEW  
SCALE 4:1

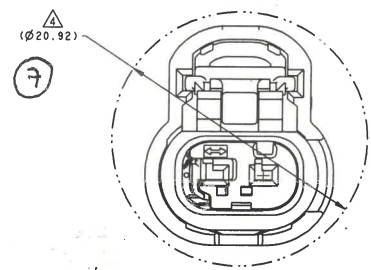
REVISIONS					
P	REV	DESCRIPTION	DATE	BY	APP
A		RELEASED PER ECO-16-004018	11/18/2018	DLD	MOB



SECTION X-X  
SHOWN WITH CPA AND ISL IN  
PRE-LATCHED POSITION

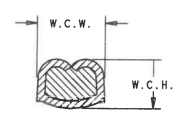


ISL SHOWN IN  
PRE-LATCHED (AS-SHIPPED) POSITION

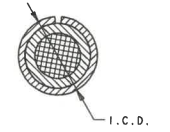


ISL SHOWN IN  
FINAL (LOCKED) POSITION - REF ONLY  
SCALE 5:1

- 1. ISL AND CPA (WHEN APPLICABLE) ARE SHIPPED IN THEIR PRE-LATCHED POSITIONS.
- 2. TERMINALS SOLD SEPARATELY. FOR USE WITH TE MCON 1.2mm CLEAN BODY CONTACT WITH WIRE SEAL. SEE TABLE.
- 3. APPLICABLE INTERFACE DRAWINGS: EWCAP 120-S-002-1-201 AND 120-S-002-1-202.
- 4. MINIMUM FEED THROUGH CONDITION WITH 1.0mm CLEARANCE ALL AROUND.
- 5. TRACEABILITY CODE (YY = TWO DIGIT YEAR, JJJ = 3 DIGIT JULIAN DAY, S = 1 DIGIT SHIFT).
- 6. FOR OPTIONAL TERMINAL CAVITY BLOCKING, CONTACT TE SALES REPRESENTATIVE OR CUSTOMER SERVICE.
- 7. SEE INSTRUCTION SHEET 408-32103 FOR CONNECTOR SERVICE AND ISL OPERATION. ISL ACTUATION DISTANCE IS 2.0mm.
- 8. CONTACT PLATING AND APPLICABLE INDIVIDUAL WIRE SEAL ARE APPLICATION DEPENDENT. CONTACT TE SALES REPRESENTATIVE OR CUSTOMER SERVICE FOR DETAILS.
- 9. FOR WIRE CRIMP DETAILS, SEE TE APPLICATION SPECIFICATION 114-18464.
- 10. DOCUMENTED I.C.D. IS SPECIFIED TO MEET MOST WIRE SEAL APPLICATIONS. HOWEVER, I.C.D. IS HIGHLY DEPENDENT ON INSULATION TYPE AND OD. SUFFICIENT GRIP OF THE WIRE SEAL MUST BE OBTAINED SUCH THAT WIRE SEAL DOES NOT DISPLACE FROM INSULATION GRIP DURING CONTACT INSERTION INTO CONNECTOR HOUSING. THE WIRE SEAL SHALL NOT BE CRIMPED TOO TIGHTLY THAT THE WIRE SEAL TEARS DURING THE CRIMPING OPERATION.
- 11. CONNECTOR VALIDATION PENDING PER GNM3191 T4,V4,S3 WITH THE FOLLOWING EXCEPTIONS:  
PRIMARY TERMINAL RETENTION FORCE > 25 NEWTONS.
- 12. KEY CODE DIMENSIONS ARE SHOWN WITH ISL IN PRE-LATCHED POSITION. FOR DIMENSION OF KEY WITH ISL IN FINAL POSITION, ADJUST SHOWN DIMENSIONS BY 2.0mm.
- 13. MATES WITH STRAIGHT EXIT WIRE DRESS, TE PN 2272168-1 AND RIGHT ANGLE EXIT WIRE DRESS, TE PN 2272169-1
- 14. THIS DRAWING IS RESTRICTED TO GM CORPORATION



WIRE CRIMP  
DIMENSIONS



INSULATION CRIMP  
DIMENSIONS

Digitally signed  
by Gladys  
Gallegos  
Date:  
2019.10.23  
09:33:35 -0700

YES	DK GRAY	KEY CODE C	1-2296694-3
	LT GRAY	KEY CODE B	1-2296694-2
	BLUE	KEY CODE A	1-2296694-1
NO	DK GRAY	KEY CODE C	2296694-3
	LT GRAY	KEY CODE B	2296694-2
	BLUE	KEY CODE A	2296694-1
CPA (YES / NO)	ISL COLOR	KEY CONFIGURATION	PART NUMBER

150°C	1418844				
	1670146				
	1418850				
MAX TEMP	FEMALE TERMINAL P/N	W.C.H	W.C.W	I.C.D	WIRE SEAL PART NUMBER

THIS DRAWING IS A CONTROLLED DOCUMENT.		V. PATAGAR		25MAR2013	
SITUATIONS:		COP		25MAR2013	
mm		B. HETRICK		25MAR2013	
P PLC 30-35		LPLS		PRODUCT SPEC	
I PLC 30-35		LPLS		APPLICATION SPEC	
D PLC 30-35		LPLS		DATE	
M PLC 30-35		LPLS		REVISION	
FINISH		-		-	
MATERIAL		-		-	
WEIGHT		-		-	
RESTRICTED CUSTOMER		-		-	
DATE		2019.10.23		2296694	
SCALE		5:1		GM	
SHEET		1 OF 1		REV A	



## **Section 10**

# **Material, Performance Test Results**

# Part Submission Warrant

Part Name <u>Perimeter Seal, Female, 2 Position, Sealed, 1.2mm</u>		Cust. Part Number <u>M487401 - 1924957-2</u>	
Shown on Drawing Number <u>M487401 - 1924957-2</u>		Org. Part Number <u>N/A</u>	
Engineering Change Level <u>A3</u>		Dated <u>11/2/2010</u>	
Additional Engineering Changes <u>-</u>		Dated <u>-</u>	
Safety and/or Government Regulation <input type="checkbox"/> Yes <input type="checkbox"/> No		Purchase Order No. <u>270827349</u> Weight (kg) <u>0.0001</u>	
Visual Standard Number <u>-</u> Checking Aid Revision Level <u>-</u>		Dated <u>-</u>	
<b>ORGANIZATION MANUFACTURING INFORMATION</b>		<b>CUSTOMER SUBMITTAL INFORMATION</b>	
SIMTEC Silicone Parts <u>DUNS: 08-546-6782</u>		TE CONNECTIVITY	
Supplier Name & Supplier/Vendor Code		Customer Name/Division	
<u>9658 Premier Parkway</u>		<u>Angulo Arantxa</u>	
Street Address		Buyer/Buyer Code	
<u>Miramar</u>	<u>FL</u>	<u>33025</u>	<u>USA</u>
City	Region	Postal Code	Country
		Application <u>AUTOMOTIVE</u>	
<b>MATERIALS REPORTING</b>			
Has customer-required Substances of Concern information been reported?		<input type="checkbox"/> Yes <input type="checkbox"/> No	
Submitted by IMDS or other customer format:		<u>M487401 - 1924957-2</u>	
		<u>893400963 / 0.01</u>	
Are polymeric parts identified with appropriate ISO marking codes?		<input type="checkbox"/> Yes <input checked="" type="checkbox"/> No <input checked="" type="checkbox"/> n/a	
<b>REASON FOR SUBMISSION (Check at least one)</b>			
<input type="checkbox"/> Initial submission		<input type="checkbox"/> Change to Optional Construction or Material	
<input type="checkbox"/> Engineering Change(s)		<input type="checkbox"/> Sub-Supplier or Material Source Change	
<input checked="" type="checkbox"/> Tooling: Transfer, Replacement, Refurbishment, or additional		<input type="checkbox"/> Change in Part Processing	
<input type="checkbox"/> Correction of Discrepancy		<input type="checkbox"/> Parts produced at Additional Location	
<input type="checkbox"/> Tooling Inactive > than 1 year		<input type="checkbox"/> Other - please specify	
<b>REQUESTED SUBMISSION LEVEL (Check one)</b>			
<input type="checkbox"/> Level 1 - Warrant only (and for designated appearance items, an Appearance Approval Report) submitted to customer.			
<input type="checkbox"/> Level 2 - Warrant with product samples and limited supporting data submitted to customer.			
<input type="checkbox"/> Level 3 - Warrant with product samples and complete supporting data submitted to customer.			
<input checked="" type="checkbox"/> Level 4 - Warrant and other requirements as defined by customer.			
<input type="checkbox"/> Level 5 - Warrant with product samples and complete supporting data reviewed at organization's manufacturing location.			
<b>SUBMISSION RESULTS</b>			
The results for <input checked="" type="checkbox"/> dimensional measurements <input checked="" type="checkbox"/> material and functional tests <input type="checkbox"/> appearance criteria <input checked="" type="checkbox"/> statistical process package			
These results meet all design record requirements: <input checked="" type="checkbox"/> Yes <input type="checkbox"/> NO (If "NO" - Explanation Required)			
Mold / Cavity / Production Process		<u>TL-010-00080/TL-020-00153/TL-030-00081 / 64 / FG-010-0079</u>	
		<u>010-00836/020-00958/030-00351</u>	
<b>DECLARATION</b>			
I affirm that the samples represented by this warrant are representative of our parts, which were made by a process that meets all Production Part Approval Process Manual 4th Edition Requirements. I further affirm that these samples were produced at the production rate of			
<u>30,720</u>	Parts per	<u>4</u>	Hour(s)
I also certify that documented evidence of such compliance is on file and available for your review. I have noted any deviation from this declaration below.			
EXPLANATION/COMMENTS: <u>n/a</u>			
Is each Customer Tool properly tagged and numbered? <input type="checkbox"/> Yes <input type="checkbox"/> No <input type="checkbox"/> n/a			
Organization Authorized Signature <u>[Signature]</u>		Date <u>1/8/2019</u>	
Print Name <u>Ulas Sevim</u>		Phone No. <u>954 656 4212</u> Fax No. <u>608 663 4554</u>	
Title <u>VP Quality</u>		E-mail <u>ulas.sevim@simtec-silicone.com</u>	
<b>FOR CUSTOMER USE ONLY (IF APPLICABLE)</b>			
PPAP Warrant Disposition: <input checked="" type="checkbox"/> Approved <input type="checkbox"/> Rejected <input type="checkbox"/> Other			
Customer Signature <u>[Signature]</u>		Date <u>1/14/2020</u>	
Print Name <u>Vishal Shinde</u>		Customer Tracking Number (optional)	

# Production Part Approval Material Test Results

<b>ORGANIZATION:</b>	SIMTEC Silicone Parts	<b>PART NUMBER:</b>	M487401 - 1924957-2
<b>PREPARED BY:</b>	Y.Ladnovs	<b>PART NAME:</b>	Perimeter Seal, Female, 2 Position, Sealed, 1.2mm
<b>MATERIAL SUPPLIER(S):</b>	<b>COMMENTS:</b>	<b>REVISION LEVEL:</b>	A3
Wacker	Elastosil LR 3088/40 NM DTCOLOR Blue K-76411		



### Certificate of Analysis

Simtec Silicone Parts LLC 9658 Pioneer Parkway Miramar FL 33025	Date of delivery: 10/31/2019 Requestion No.: 947157 Order No.: 18762174 / 908082 / 18702819	Delivery note: 2690757 Date of requisition: 10/18/2019 Customer No.: 2500889 Fax: 686634654	Customer material: PL-010-00601A
---	---	--	-------------------------------------

#### ELASTOSIL® LR 3088/40 NM A US

date of issue: 10/18/2019

Material	60064190	Batch	399288	NET	190.000 kg (418.878 LBS)	Date of manufacture	10/06/2019	Best use before end	04/03/2020
Technical data		Test method/inspection condition		Unit	Measured value	Lower limit	Upper limit		
DUROMETER A/B-BLEND MPB		1110		suast	42	35	45		
TENSILE A/B-BLEND MPB PSI		1160		psi	1228	871	-		
ELONGATION A/B-BLEND MPB		1160		%	558	400	-		
TEAR-B A/B-BLEND MPB PSI		1160		psi	157	100	-		
SPECIFIC GRAVITY		1154		g/cm³	1.33	1.30	1.36		
CURE INITIATION TEMPERATURE		1359		°C	119.6	114.8	124.8		
COMPRESSION SET 22050 A/B MPB		1114		%	0	0	35		

Wacker Chemical Corporation, Adhian®  
 Quality Management, John Poctan  
 Telefon: +1 (317) 200-8912

This certificate was issued by machine and is valid without a signature.

This data does not absolve the purchaser from checking the quality of all samples or materials on receipt, particularly regarding the possible influences of transport and intermediate storage conditions which will have to be noted.  
 All sales of this product shall be subject to our General Conditions of Sale.

Page 1 of 1



### Certificate of Analysis

Simtec Silicone Parts LLC 9658 Pioneer Parkway Miramar FL 33025	Date of delivery: 10/31/2019 Requestion No.: 947157 Order No.: 18762174 / 908082 / 18702819	Delivery note: 2690757 Date of requisition: 10/18/2019 Customer No.: 2500889 Fax: 686634654	Customer material: PL-010-00601B
---	---	--	-------------------------------------

#### ELASTOSIL® LR 3088/40 NM B US

date of issue: 10/18/2019

Material	60064191	Batch	399288	NET	190.000 kg (418.878 LBS)	Date of manufacture	10/06/2019	Best use before end	04/03/2020
Technical data		Test method/inspection condition		Unit	Measured value	Lower limit	Upper limit		
DUROMETER A/B-BLEND MPB		1110		suast	42	35	45		
TENSILE A/B-BLEND MPB PSI		1160		psi	1228	871	-		
ELONGATION A/B-BLEND MPB		1160		%	558	400	-		
TEAR-B A/B-BLEND MPB PSI		1160		psi	157	100	-		
SPECIFIC GRAVITY		1154		g/cm³	1.33	1.30	1.36		
CURE INITIATION TEMPERATURE		1359		°C	119.6	114.8	124.8		

Wacker Chemical Corporation, Adhian®  
 Quality Management, John Poctan  
 Telefon: +1 (317) 200-8912

This certificate was issued by machine and is valid without a signature.

This data does not absolve the purchaser from checking the quality of all samples or materials on receipt, particularly regarding the possible influences of transport and intermediate storage conditions which will have to be noted.  
 All sales of this product shall be subject to our General Conditions of Sale.

Page 1 of 1





July 29, 2011

Tyco Electronics  
719 Pegg Road  
Greensboro, NC 27409

Attn: Quality control

### CERTIFICATION

Product Description DTCOLOR K-76411  
 Purchase Order No. 2709141985 Date 8/12/19 DOM: 8/15/19  
 Lot No. 29323 Code No. 705054-4  
 Quantity Shipped 102 LBS. Date Shipped 8/15/19  
 Packaging 1X50, 1X52 LBS. No. of Pkgs. Shipped 2 PAILS

**Nominal Composition**

Blue Pigment  
Silicone

**Value**

Blue Pigment  
Silicone

<u>TEST</u>	<u>REQUIREMENT</u>	<u>TEST METHOD</u>	<u>RESULTS</u>
Visual Dispersion Check	Uniform Material Free from any foreign matter	DTI Test #D01	<u>PASS</u>
Form	Smooth Paste	DTI Test #D02	<u>PASS</u>
Color Comparison	Match Standard	DTI Test #D03	<u>PASS</u>

This is to certify that the above shipment has been determined to meet all DTI specification requirements at time of manufacture.

Dispersion Technology, Inc.

*Yogesh L. Parikh*

Yogesh L. Parikh  
President



1885 SWARTHMORE AVENUE • P.O. BOX 300 • LAKEWOOD, NJ 08701 • (732) 364-4488 • FAX (732) 364-1018

# **Section 11**

# **Initial Process Studies**

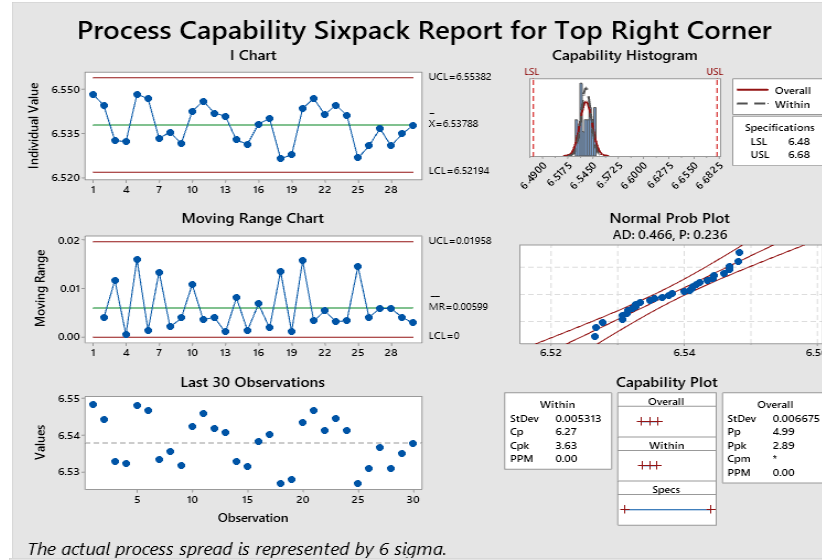
### Production Part Approval Capability Study

ORGANIZATION:	SIMTEC Silicone Parts	PART NUMBER:	M487401 - 1924957-2
PREPARED BY:	Y. Ladnovs	PART NAME:	Perimeter Seal, Female, 2 Position, Sealed, 1.2mm
INSPECTION FACILITY:	SIMTEC Silicone Parts	REVISION LEVEL:	A3
		TEST DEVICE:	Micro-Vu Excel 502 (CMM)
		COMMENTS:	Dim 2

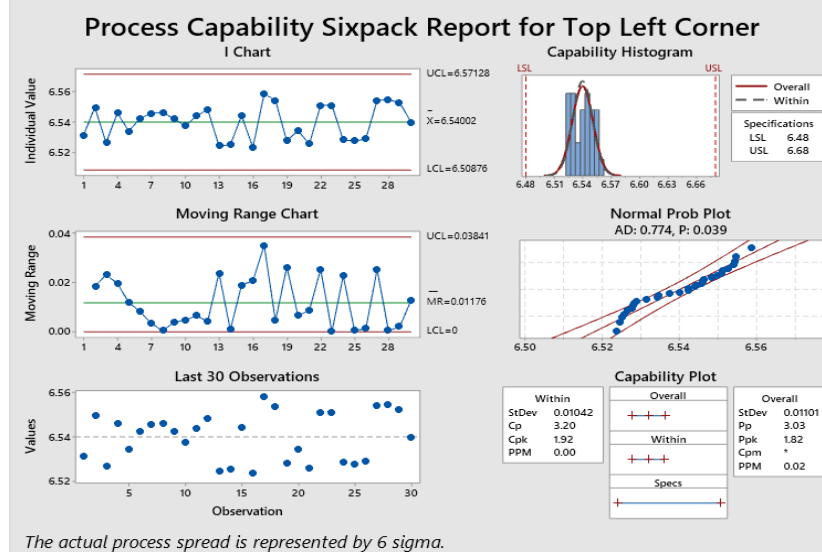
<b>KEY</b>
Below Tolerance
Above Tolerance

ADD/CHANGE AS NEEDED

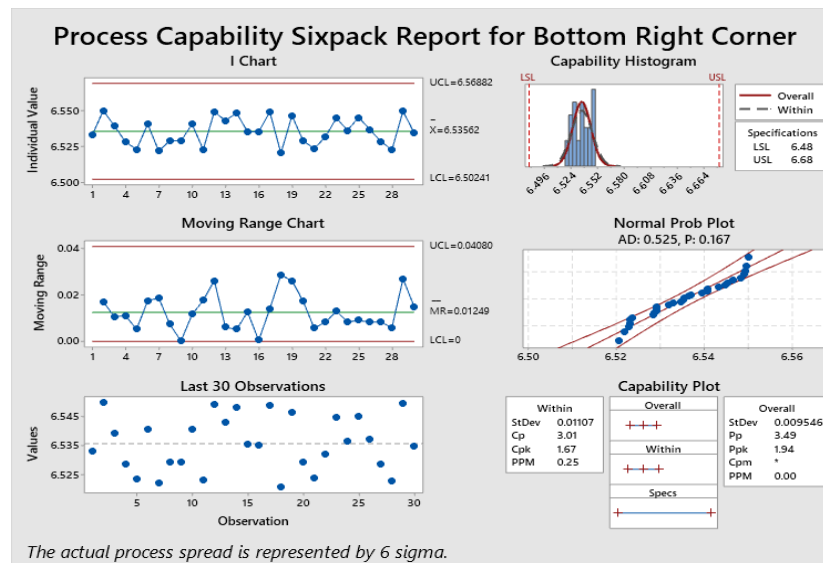
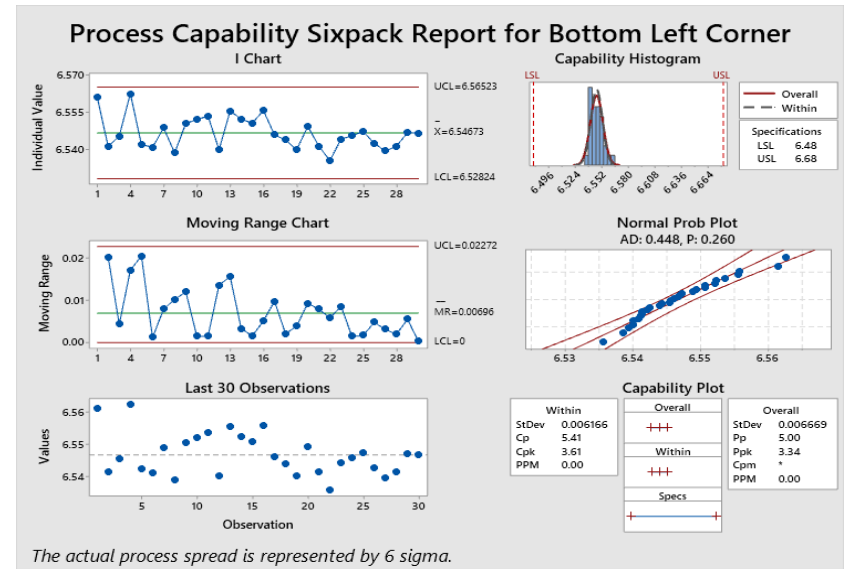
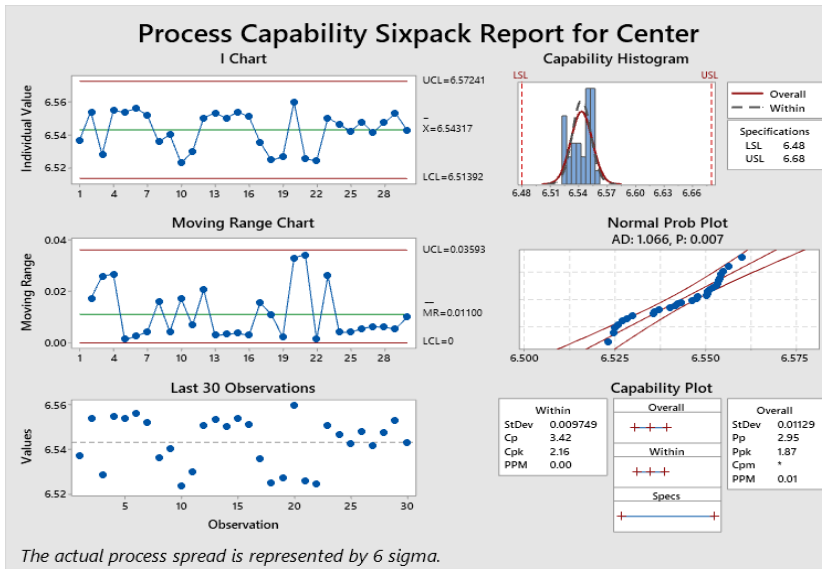
#	Top Right Corner	Top Left Corner	Center	Bottom Left Corner	Bottom Right Corner
LSL	6.48	6.48	6.48	6.48	6.48
USL	6.68	6.68	6.68	6.68	6.68
Nom	6.58	6.58	6.58	6.58	6.58
1	6.55	6.53	6.54	6.56	6.53
2	6.54	6.55	6.55	6.54	6.55
3	6.53	6.53	6.53	6.55	6.54
4	6.53	6.55	6.55	6.56	6.53
5	6.55	6.53	6.55	6.54	6.52
6	6.55	6.54	6.56	6.54	6.54
7	6.53	6.55	6.55	6.55	6.52
8	6.54	6.55	6.54	6.54	6.53
9	6.53	6.54	6.54	6.55	6.53
10	6.54	6.54	6.52	6.55	6.54
11	6.55	6.54	6.53	6.55	6.52
12	6.54	6.55	6.55	6.54	6.55
13	6.54	6.52	6.55	6.56	6.54
14	6.53	6.53	6.55	6.55	6.55
15	6.53	6.54	6.55	6.55	6.54
16	6.54	6.52	6.55	6.56	6.54
17	6.54	6.56	6.54	6.55	6.55
18	6.53	6.55	6.52	6.54	6.52
19	6.53	6.53	6.53	6.54	6.55
20	6.54	6.53	6.56	6.55	6.53
21	6.55	6.53	6.53	6.54	6.52
22	6.54	6.55	6.52	6.54	6.53
23	6.54	6.55	6.55	6.54	6.54
24	6.54	6.53	6.55	6.55	6.54
25	6.53	6.53	6.54	6.55	6.55
26	6.53	6.53	6.55	6.54	6.54
27	6.54	6.55	6.54	6.54	6.53
28	6.53	6.55	6.55	6.54	6.52
29	6.53	6.55	6.55	6.55	6.55
30	6.54	6.54	6.54	6.55	6.53



The actual process spread is represented by 6 sigma.



The actual process spread is represented by 6 sigma.



**Not Applicable**



## **Section 12**

# **Qualified Laboratory Documentation**

# Certificate of Registration

QUALITY MANAGEMENT SYSTEM - IATF 16949:2016

This is to certify that:

TE Connectivity  
Global Automotive Division  
Americas North  
Carretera Internacional, KM 1969  
Guadalajara-Nogales Km 2  
Empalme  
Sonora  
85340  
Mexico

operates a Quality Management System which complies with the requirements of IATF 16949:2016 for the following scope:

Design and manufacture of electrical interconnecting devices.

For and on behalf of BSI:

  
\_\_\_\_\_  
Carlos Pitanga, Chief Operating Officer Assurance – Americas

BSI Certificate Number: 514458-003

IATF Number: 0315420



Certification Date: 2018-07-11

Latest Issue: 2018-07-11

Page: 1 of 2

...making excellence a habit.™

Expiry Date: 2021-07-10

This certificate remains the property of BSI and shall be returned immediately upon request.

An electronic certificate can be authenticated [online](http://www.bsigroup.com/ClientDirectory). Printed copies can be validated at [www.bsigroup.com/ClientDirectory](http://www.bsigroup.com/ClientDirectory)

To be read in conjunction with the scope above or the attached appendix.

Further clarifications regarding the scope of this certificate and the applicability of IATF 16949 requirements may be obtained by consulting the organization.

IATF Contracted Office: BSI Assurance UK Limited, registered in England under number 7805321 at 389 Chiswick High Road, London W4 4AL, UK.

Location

TE Connectivity  
Global Automotive Division  
Americas North  
Carretera Internacional, KM 1969  
Guadalajara-Nogales Km 2  
Empalme  
Sonora  
85340  
Mexico

Registered Activities

Manufacture of interconnecting devices.

Including the following remote support functions:

TE Connectivity  
Global Automotive Division  
Americas North  
900 Wilshire Boulevard  
Suite 150  
Troy, MI 48084  
Design and Development.

TE Connectivity  
Global Automotive Division  
Americas North  
Fulling Mill Road  
Middletown, PA 17057  
Design and Development, Product Testing and Customer Service.

TE Connectivity  
Global Automotive Division  
Americas North  
3800 Reidsville Road  
Winston-Salem, NC 27102  
Design and Development, Product Testing and Calibration, Business Office (Quote Process) and Purchasing.

TE Connectivity  
Global Automotive Division  
Americas North  
20 Esna Park Drive  
Markham, Ontario  
L3R 1E1 Canada  
Design and Development and product testing (optics lab)

TE Connectivity  
Global Automotive Division  
Americas North  
2100 Paxton Street  
Harrisburg, PA 17111  
Provision of Product Testing to TE Connectivity Manufacturing Sites.

TE Connectivity North Carolina  
Distribution Center  
8000 Piedmont Triad Parkway  
Greensboro, North Carolina 27409  
Receiving Inspection, Storage / Inventory.

BSI Certificate Number: 514458-003

IATF Number: 0315420



Certification Date: 2018-07-11

Latest Issue: 2018-07-11

Expiry Date: 2021-07-10

Page: 2 of 2

This certificate remains the property of BSI and shall be returned immediately upon request.

An electronic certificate can be authenticated [online](http://www.bsigroup.com/ClientDirectory). Printed copies can be validated at [www.bsigroup.com/ClientDirectory](http://www.bsigroup.com/ClientDirectory)

To be read in conjunction with the scope above or the attached appendix.

Further clarifications regarding the scope of this certificate and the applicability of IATF 16949 requirements may be obtained by consulting the organization.

IATF Contracted Office: BSI Assurance UK Limited, registered in England under number 7805321 at 389 Chiswick High Road, London W4 4AL, UK.



# MANAGEMENT SYSTEM CERTIFICATE

Certificate No.:  
275742-2018-AQ-USA-ANAB

Initial date:  
21 September, 2018

Valid until:  
20 September, 2021

This is to certify that the management system of

## **Simtec Silicone Parts LLC**

9658 Premier Parkway, Miramar, FL 33025

has been found to conform to quality management system standard:

**ISO 9001:2015**

This certificate is valid for the following Scope:

**MANUFACTURE OF ELASTOMER PRODUCTS**

Place and date:  
Katy, TX 24 September, 2018



For the issuing office:  
DNV GL - Business Assurance  
1400 Ravello Drive  
Katy, TX 77449

**Robert Kozak**  
Management Representative

Lack of fulfillment of conditions as set out in the Certification Agreement may render this Certificate invalid.  
ACCREDITED UNIT: DNV GL - Business Assurance, 1400 Ravello Drive, Katy, TX 77449. Tel.: 281-396-1000. [www.dnvglcert.com](http://www.dnvglcert.com)

# MANAGEMENT SYSTEM CERTIFICATE

Certificate No.: 169798-2014-AQ-USA-IATF

Valid until:  
21 September, 2018 – 20 September, 2021

IATF Certificate No.: 0335158

This is to certify that the management system of

## **Simtec Silicone Parts LLC**

9658 Premier Parkway, Miramar, FL 33025

and, if applicable, the remote support locations as mentioned in the Appendix accompanying this Certificate

has been found to conform to quality management system standard:

**IATF 16949:2016**

This certificate is valid for the following Scope:

**MANUFACTURE OF ELASTOMER PRODUCTS**

**EXCLUSIONS: 8.3 PRODUCT DESIGN**

Place and date:

**Katy, TX. 24 September 2018**



For the issuing office:  
**DNV GL - Business Assurance**  
Katy, TX, USA

  
**Robert Kozak**  
Management Representative

Lack of fulfillment of conditions as set out in the Certification Agreement may render this Certificate invalid.

ACCREDITED UNIT: DNV GL - Business Assurance, 1400 Ravello Drive, Katy, TX 77449. Tel.: 281-396-1000. [www.dnvgicert.com](http://www.dnvgicert.com)

# Production Part Approval CALIBRATION

<b>ORGANIZATION:</b>	SIMTEC Silicone Parts	<b>PART NUMBER:</b>	M487401 - 1924957-2
<b>PREPARED BY:</b>	Y.Ladnovs	<b>PART NAME:</b>	Perimeter Seal, Female, 2 Positio
<b>INSPECTION FACILITY:</b>	<b>COMMENTS:</b>	<b>REVISION LEVEL:</b>	A3
SIMTEC Silicone Parts	n/a		

Where possible calibration certificates include the mark of a national accreditation body. Exceptions include instruments where calibration provided is specified/limited by device manufacturer, customer calibrated devices, and internally calibrated devices. SIMTEC maintains calibration vender has ISO 17025 certification or acceptable standard.



645 NW Enterprise Drive Suite 106  
Port Saint Lucie FL 34986  
Tel: 772-212-7158/Fax: 772-212-+7706  
[www.floridametrology.com](http://www.floridametrology.com)



## Certificate of Calibration

Certificate No. 104577

Customer Information	Calibration Information
SIMTEC SILICONE PARTS, LLC 9658 PREMIER PARKWAY MIRAMAR, FL 33025	<b>As Found</b> <b>In Tolerance</b> <b>As Left</b> <b>In Tolerance</b> <b>Calibration Date:</b> 9/30/2019 <b>Next Due:</b> 9/30/2020 <b>Temperature:</b> 73 °F <b>Humidity:</b> 67 % <b>Procedure:</b> PPCA405 PPCA101
Equipment Information	Purchase Order
<b>ID Number:</b> SSP002 <b>Type:</b> 400X500X250 <b>Description</b> VISION MACHINE <b>Manufacturer:</b> MICROVU <b>Model:</b> EXCEL 502 UC <b>Serial Number:</b> EC502UC01025 <b>Department:</b>	94636
	Base Information
	<b>Software:</b> 2.94.0286.08 <b>Frame Grabber:</b> CRONOS

Description	Std. Nominal	Tolerance		As Found	As Left	Units
		-	+			
Largest Error	0.0000	0.0000	0.0053	0.0052	0.0018	Millimeters
Linearity	0.0000	0.0000	0.0055	0.0000	0.0000	Millimeters
	40.0000	39.9945	40.0055	40.0007	39.9995	Millimeters
	90.0000	89.9945	90.0055	90.0023	90.0003	Millimeters

"A" - Adjusted and returned in tolerance  
"F" - Indicates out of tolerance result

Standards Used	I.D. Number	Last Cal.	Cal. Due
50MM GAGE BLOCK	FM03120	4/1/2019	4/1/2020
100MM GAGE BLOCK	FM05120	4/1/2019	4/1/2020
10MM GAGE BLOCK	FM05195	4/1/2019	4/1/2020
GLASS GRID 300X287	FM12312	12/31/2017	12/31/2019
TEMPERATURE PEN	FM170677321	6/8/2018	6/8/2020
TEST INDICATOR	FMIND-0003	3/29/2019	3/29/2020

**Calibration Notes**  
Uncertainty for X, Y Linearity ("Largest Error"): +/- (1.1 + 0.004L) µm where L = nominal length in mm.

Uncertainty for Z Linearity: +/- (4.1 + 0.002L) µm where L = nominal length in mm.

Both Vision machines share the same desktop profile.

Florida Metrology LLC, certifies that the instrument listed above has been tested, calibrated (if necessary), and meets the criteria established in the associated test procedure unless otherwise noted. The standards used are traceable to the National Institute of Standards and Technology (NIST). Florida Metrology, LLC calibration and control system meets the general requirements for the competence of calibration and testing laboratories (ISO/IEC 17025-2005). This uncertainty represents an expanded uncertainty expressed at approximately 95% confidence level using coverage factor of k=2. Statements of compliance, where applicable, are based upon the test results falling within the specified limits with no reduction by the uncertainty of the measurement. The calibration interval has been specified by the customer. Any number of factors may cause the calibration to drift out of tolerance before the recommended interval has expired. This Certificate of Calibration shall not be reproduced, except in full, without the written approval of Florida Metrology, LLC

_____ MARK CRUME Serviced By	 _____ Signature	_____ 9/30/2019 Date
------------------------------------	------------------------	----------------------------

Certificate Number  
A3087596  
Issue Date: 02/01/19

# Certificate of Calibration

Page 1 of 1

Customer: SIMTEC SILICONE PARTS, LLC  
9658 PREMIER PKWY  
MIRAMAR, FL 33025  
1-954-656-1712

P.O. Number:

**ID Number: 65**



Description: BENCH SCALE  
Manufacturer: COLE-PARMER  
Model Number: PA 120  
Serial Number: PL461194  
Technician: WALTER SHIER

Calibration Date: 02/01/2019  
Calibration Due: 02/01/2020  
Procedure: TMI-SCALES  
Rev: 5/13/2014  
Temperature: 72 F  
Humidity: 49 % RH  
**As Found Condition: IN TOLERANCE**  
**Calibration Results: IN TOLERANCE**

On-Site Calibration:   
Comments:

Limiting Attribute:

This instrument has been calibrated using standards traceable to the SI units through the National Institute of Standards and Technology (NIST) or other National Metrological Institute (NMI). The method of calibration is direct comparison to a known standard, derived from natural physical constants, ratio measurements or compared to consensus standards.

Reported uncertainties are expressed as expanded uncertainty values at an approximately 95% confidence level using a coverage factor of k=2. Statements of compliance are based on test results falling within specified limits with no reduction by the uncertainty of the measurement.

TMI's Quality System is accredited to ISO/IEC 17025:2017 and ANSI/NCSL Z540-1-1994. ISO/IEC 17025:2017 is written in a language relevant to laboratory operations, meeting the principles of ISO 9001 and aligned with its pertinent requirements. This calibration complies with all the requirements of ANSI/NCSL Z540-1-1994 and TMI's Quality Manual, QM-1.

Results contained in this document relate only to the item calibrated. Calibration due dates appearing on the certificate or label are determined by the client for administrative purposes and do not imply continued conformance to specifications.

This certificate shall not be reproduced, except in full, without the written permission of Technical Maintenance, Inc.

Measurements not currently on TMI's Scope of Accreditation are identified with an asterisk.

JON PARMENTER, BRANCH MANAGER

Scott Chamberlain, QUALITY MANAGER

### Calibration Standards

<u>Asset Number</u>	<u>Manufacturer</u>	<u>Model Number</u>	<u>Date Calibrated</u>	<u>Cal Due</u>
07293	INSCO	1MG-100G CLASS 1	3/19/2018	3/6/2019



**Technical Maintenance, Inc.**

12240 SW 53RD STREET STE. 506, FT. LAUDERDALE, FL 33330

ANSI/NCSL Z540-1-1994

Rev. 13  
8/17/2018

Phone: 954-252-2223 Fax 954-252-0375

[www.tmicalibration.com](http://www.tmicalibration.com)



## **Section 13**

# **Appearance Approval Report**

**Not Applicable**



## **Section 14**

# **Sample Product**

**Sent in separate package  
(if required)**



# **Section 15**

# **Master Sample**

**Retained at manufacturing location**





# Section 16

# Checking Aids

# Not Applicable



## **Section 17**

# **Records of Compliance with Customer-Specific Requirements**

# Informe de la MDS

## Sustancias de conjuntos y materiales

Este informe está reservado exclusivamente para uso interno de la industria del automóvil. La distribución a clientes que no pertenecen al sector de la automoción es una violación de las condiciones de uso, y no está permitida sin una autorización por escrito de DXC Technology. El análisis no está permitido.

### 1. Empresa y nombre de producto

#### 1.1 Datos del proveedor

Nombre [ID]: **Tyco Electronics GAD [913]**

Número DUNS: -

Calle/Código postal: **Amperestr. 12-14**  
Nac./Cód. postal/Ciudad: **DE 64625 Bensheim**

No. Proveedor: -

Persona de contacto: **IMDS Team (India)  
Engineering Services**

- Teléfono: -

- N.º fax: -

- Dirección de correo electrónico: **imds@te.com**

#### 1.2 Identificación del producto

N.º componente/artículo: **1-2296694-3**

Descripción: **Plug Assembly, 2 Posn.  
MCON**

No. Reporte de muestra: -

Fecha de reporte de muestra: -

No. Orden de Compra: -

No. Factura de entrega: -

MDS Preliminar: **No**

ID/versión IMDS: **606593274 / 9**

ID de nodo: **878426728**

Estado de la MDS (Fecha de modificación): **Publicado internamente (07/11/2019)**

## Informe de la MDS

### Sustancias de conjuntos y materiales

No deben incluirse materiales que están sujetos a prohibiciones legales.  
 Las sustancias peligrosas, formadas o liberadas durante su uso, también se deben declarar.  
 Recuerde: La lista GADSL de sustancias que deben ser declaradas

## 2. Caracterización del componente

N.º componente/artículo: **1-2296694-3**







































































No. Reporte de muestra: -

Descripción: **Plug Assembly, 2 Posn. MCON**

ID/versión IMDS: **606593274 / 9**

ID de nodo: **878426728**

Nivel de árbol	Descripción Descripción Nombre Nombre de la sustancia	N.º componente/artículo N.º artículo/mat. N.º material N.º CAS	 ID/versión IMDS	 Cantidad	 Peso [g]	 Porción [%]	 Porción (desde - hasta) [%]	Clasif. GADSL, SVHC	Marcado de componentes Reciclado (Consumidor/industr.) Aplicación [ID]
1	Plug Assembly, 2 Posn. MCON	1-2296694-3	606593274 / 9		3.23				
2	Plug Housing, 2 Pos, Sealed, MCON, T4 Variant - Black	2301455-1	592715920 / 4	1	2.2				Sí
3	PBT-GF30	1573435-2	448749639 / 4		2.2			5.1.a	No
4	GF-Fibre	-				30			

Nivel de árbol	 Descripción  Descripción  Nombre  Nombre de la sustancia	 N.º componente/artículo  N.º artículo/mat.  N.º material  N.º CAS	   ID/versión IMDS	 Cantidad	   Peso [g]	   Porción [%]	   Porción (desde - hasta) [%]	 Clasif.  GADSL, SVHC	 Marcado de componentes  Reciclado (Consumidor/industr.)  Aplicación [ID]	
└4	 Further Additives, not to declare	 system				5.5				
└4	 PBT	 -				64				
└4	 Carbon black	 1333-86-4				0.5				
└2	 2P MCON Sealed Female ISL - Dark Grey	 2203636-3	481319913 / 5	1	0.77					 Sí
└3	 PBT-GF15	 704734-4 + 704402-3	480254554 / 4		0.77			 5.1.a		 No
└4	 PBT-GF15	 704734-4	98895942 / 3			98		 5.1.a		
└5	 GF-Fibre	 -				15				
└5	 Further Additives, not to declare	 system				1				
└5	 PBT	 -				84				
└4	 PBT MASTERBATCH	 704402-3	309172508 / 3			2		 5.1.b		
└5	 PBT	 -				68.026022	61 - 71			
└5	 Titanium-dioxide	 13463-67-7				27.055762	20.1 - 30			
└5	 Sustancias confidenciales	 *****				4.918216				
└2	 RING SEAL	 1924957-2	658666747 / 2	1	0.08					 No aplica
└3	 VMQ	 A4005WB			0.08			 5.3		 No
└4	 VMQ	 -				71.79	70 - 72			
└4	 Nepheline syenite	 37244-96-5				27				
└4	 PTFE	 -				0.07				

Nivel de árbol	Descripción Descripción Nombre Nombre de la sustancia	N.º componente/artículo N.º artículo/mat. N.º material N.º CAS	 ID/versión IMDS	 Cantidad	 Peso [g]	 Porción [%]	 Porción (desde - hasta) [%]	Clasif. GADSL, SVHC	Marcado de componentes Reciclado (Consumidor/industr.) Aplicación [ID]
└4	Boric acid	10043-35-3				0.07		D / P / SVHC	
└4	Dimethylsilicone	63148-62-9				0.07			
└4	Siloxanes and Silicones, di-Me, Me vinyl, vinyl group-terminated	68083-18-1				0.5			
└4	Cobalt-aluminate-blue-spinel	1345-16-0				0.3		D	
└4	Titanium-dioxide	13463-67-7				0.2			
└2	Front Loaded Sealed CPA - Red	2138343-1	320209481 / 12	1	0.18				No aplica
└3	PBT-GF30	17669-1 + 3-1573497-5	668311786 / 2		0.18			5.1.a	No
└4	PBT-GF30	-	48049287 / 4			97.5		5.1.a	
└5	GF-Fibre	-				30			
└5	Further Additives, not to declare	system				1			
└5	PBT	-				69			
└4	PBT Masterbatch RAL3002 CARMINE RED	3-1573497-5	668231210 / 1			2.5	2 - 3	5.1.b	
└5	PBT	-				95.263158	90 - 100		
└5	Sustancias confidenciales	*****				4.736841			

Ésta es una copia no controlada de un documento creado por IMDS. Fin del informe.



# **Section 18**

# **Part Submission Warrant**



# Part Submission Warrant

Part Name \_\_\_\_\_ Cust. Part Number \_\_\_\_\_  
 Shown on Drawing Number \_\_\_\_\_ Org. Part Number \_\_\_\_\_  
 Engineering Change Level \_\_\_\_\_ Dated \_\_\_\_\_  
 Additional Engineering Changes \_\_\_\_\_ Dated \_\_\_\_\_  
 Safety and/or Government Regulation Yes No Purchase Order No. \_\_\_\_\_ Weight (kg) \_\_\_\_\_  
 Checking Aid Number \_\_\_\_\_ Checking Aid Engineering Change Level \_\_\_\_\_ Dated \_\_\_\_\_

**ORGANIZATION MANUFACTURING INFORMATION**

**CUSTOMER SUBMITTAL INFORMATION**

Organization Name and Supplier Code \_\_\_\_\_  
 Street Address \_\_\_\_\_  
 City \_\_\_\_\_ Region \_\_\_\_\_ Postal Code \_\_\_\_\_ Country \_\_\_\_\_

Customer Name/Division \_\_\_\_\_  
 Buyer/Buyer Code \_\_\_\_\_  
 Application \_\_\_\_\_

**MATERIALS REPORTING**

Has customer-required Substance of Concern information been reported  
 Submitted by IMDS or other customer format Yes No NA

Are polymeric parts identified with appropriate ISO marking codes? Yes No NA

**REASON FOR SUBMISSION (Check at least one)**

Initial submission	Change to Optional Construction or Material
Engineering Change(s)	Sub-Supplier or Material Source Change
Tooling: Transfer, Replacement, Refurbishment, or additional	Change in Part Processing
Correction of Discrepancy	Parts Produced at Additional Location
Tooling Inactive > than 1 year	Other - please specify

**REQUESTED SUBMISSION LEVEL (Check one)**

- Level 1 - Warrant only (and for designated appearance items, an Appearance Approval Report) submitted to customer.
- Level 2 - Warrant with product samples and limited supporting data submitted to customer.
- Level 3 - Warrant with product samples and complete supporting data submitted to customer.
- Level 4 - Warrant and other requirements as defined by customer.
- Level 5 - Warrant with product samples and complete supporting data reviewed at supplier's manufacturing location.

**SUBMISSION RESULTS**

The results for dimensional measurement material and functional tests appearance criteria statistical process package  
 These results meet all design record requirements: Yes No (If "No" - Explanation Required)  
 Mold / Cavity / Production Process \_\_\_\_\_

**DECLARATION**

I affirm that the samples represented by this warrant are representative of our parts, which were made by a process that meets all Production Part Approval Process Manual 4th Edition Requirements. I further affirm that these samples were produced at the production rate of / hours  
 I also certify that documented evidence of such compliance is on file and is available for review. I have noted any deviations from this declaration below.

**EXPLANATION/COMMENTS**

\_\_\_\_\_

Is each Customer Tool properly tagged and numbered? Yes No NA

Organization Authorized Signature Pablo Guillermo Jimenez Date \_\_\_\_\_

Print Name \_\_\_\_\_ Phone No. \_\_\_\_\_ Fax \_\_\_\_\_

Title \_\_\_\_\_ Email \_\_\_\_\_

**FOR CUSTOMER USE ONLY (IF APPLICABLE)**

PPAP Warrant Disposition : Approved Rejected Other \_\_\_\_\_

Customer Signature \_\_\_\_\_ Date \_\_\_\_\_

Print Name \_\_\_\_\_ Customer Tracking Number (optional) \_\_\_\_\_



## **Section 18a**

# **Bulk Material Requirements**



**Not Applicable**