

EN - For pricing and availability in your local country please visit one of the below links:

DE - Informationen zu Preisen und Verfügbarkeit in Ihrem Land erhalten Sie über die unten aufgeführten Links:

FR - Pour connaître les tarifs et la disponibilité dans votre pays, cliquez sur l'un des liens suivants:

[TM-CAGE120](#)

[TM-CAGE80](#)

[TM-CAGEM+120](#)

[TM-CAGEM+160](#)

[TM-CAGEM](#)

[TM-CAGES+120](#)

[TM-CAGES+80](#)

[TM-CAGE100](#)

[TM-CAGE160](#)

[TM-CAGEM+80](#)

EN


This Datasheet is presented by
the manufacturer

DE

Dieses Datenblatt wird vom
Hersteller bereitgestellt

FR

Cette fiche technique est
présentée par le fabricant



VARIABLE SIZE

Available in eight different size combinations:

- 1/ Select a small or medium top plate package which includes the top and bottom plates, locking collars, and locks.
- 2/ Then choose a side package which includes eight sides and comes in four sizes.

2 DIFFERENT KEYS

The two locks do not use the same key, creating delay for a thief as they struggle to figure out which key is for which lock. The same two keys are provided with every TM-CAGE so that a facility manager only needs to have two keys with him at any time.

CLOSE-FITTING

Eliminating unnecessary bulk means the cage conforms as closely as possible to the size of the projector, which allows a more secure design and makes it more attractive.

VISUAL DEFENSE

The TM-CAGE is obvious but unobtrusive, serving as an effective visual deterrent.

LIGHT-WEIGHT

Weighing in at only 3.5kg, the enclosure assembles like a puzzle making it deceptively secure.

FLAT-PACK

The modular design allows compact packaging.

COOLING, CABLE, & IR ACCESS

Sliding side panels allow unimpeded connectivity, open airflow, and IR remote control access.

FITS ALL BRACKETS

Fits all Vision projector mounts including the TM-ST boom.

30° TILT

Unrestricted pitch and roll adjustment.

FOAM BLOCKS

Of various thicknesses included to isolate the projector from vibration.

113dB ALARM LOCKS

Two hardened locks have built in motion-sensing alarms. Push-to-lock speeds up installation time.



ASSEMBLY STEPS

- 1/ Put projector onto bottom plate
 - 2/ Add sides
 - 3/ Fit top plate
 - 4/ Attach projector mount
 - 5/ Fit collars
 - 6/ Fit locks
- Done!

ASK DAVE...

If you have any questions just ask Dave. He's an installer just like you and he'll be happy to help. Go to www.visionaudiovisual.com/askdave



SPECIFICATIONS

PLATE LENGTH BY WIDTH SIZES

Small: Accommodates projectors up to 315 x 235mm
 Medium Accommodates projectors up to 375 x 300mm

SIDE HEIGHT SIZES

80mm
 100mm
 120mm
 160mm

BOX DIMENSIONS

Small Plate Package 326 x 222 x 77mm
 Medium Plate Package 386 x 287 x 84mm
 80mm Side Package 98 x 87 x 66mm
 100mm Side Package 118 x 87 x 66mm
 120mm Side Package 138 x 87 x 66mm
 160mm Side Package 178 x 87 x 66mm

PACKAGED WEIGHT

Small Plate Package 4.8kg
 Medium Plate Package 3.8kg
 80mm Side Package 1.0kg
 100mm Side Package 1.1kg
 120mm Side Package 1.2kg
 160mm Side Package 1.4kg

SAFE WORKING LOAD 7kg

BATTERIES (SUPPLIED):

6 x LR44 (aka AG13) Batteries per lock

COLOUR

Satin White

WARRANTY:

2-year return to base

ACCESSORIES INCLUDED

16 x High density packing foam blocks
 1 x Lock Hex Key
 2 x Disc Locks

PLATE PACKAGE ORDER PART CODES:

TM-CAGES [SAP:2061112]
 TM-CAGEM [SAP:2061105]

SIDE PACKAGE ORDER PART CODES:



TM-CAGE80 [SAP:2061106]
 TM-CAGE100 [SAP:2061107]
 TM-CAGE120 [SAP:2061108]
 TM-CAGE160 [SAP:2061160]

SMALL KIT CODES:

TM-CAGES+80 [SAP:2061184]
 TM-CAGES+100 [SAP:2061185]
 TM-CAGES+120 [SAP:2061186]
 TM-CAGES+160 [SAP:2061284]

MEDIUM KIT CODES:

TM-CAGEM+80 [SAP:2061285]
 TM-CAGEM+100 [SAP:2061286]
 TM-CAGEM+120 [SAP:2061287]
 TM-CAGEM+160 [SAP:2061288]



TM-CAGES

TM-CAGEM+100

TM-CAGES+100

TM-CAGES+160

EN - For pricing and availability in your local country please visit one of the below links:

DE - Informationen zu Preisen und Verfügbarkeit in Ihrem Land erhalten Sie über die unten aufgeführten Links:

FR - Pour connaître les tarifs et la disponibilité dans votre pays, cliquez sur l'un des liens suivants:

[TM-CAGE120](#)

[TM-CAGE80](#)

[TM-CAGEM+120](#)

[TM-CAGEM+160](#)

[TM-CAGEM](#)

[TM-CAGES+120](#)

[TM-CAGES+80](#)

[TM-CAGE100](#)

[TM-CAGE160](#)

[TM-CAGEM+80](#)

EN

This Datasheet is presented by
the manufacturer

DE

Dieses Datenblatt wird vom
Hersteller bereitgestellt

FR

Cette fiche technique est
présentée par le fabricant