


LAMINATE

The logo for QUICK-STEP, featuring a stylized red and white graphic above the brand name in white capital letters on a dark blue background.

LAMINATE

HAVE A LOOK AT OUR
NEW LAMINATE COLLECTION

INSPIRING IDEAS AND TIPS FOR
YOUR INTERIOR

A photograph of a modern interior space with a light wood-grain laminate floor. The room opens up to a balcony with a white railing, overlooking a sandy beach and the ocean. A seagull is perched on a post on the balcony. In the foreground, there is a white cabinet with a potted plant, a white chair with a green seat, and a wooden toy train set on the floor.

DISCOVER A WORLD YOU'D LOVE TO LIVE IN

CONTENT TABLE



GET INSPIRED

- 4 A LOOK INSIDE**
A before and after look inside a family home
- 8 TIPS FOR HOME**
Interior trends and colour advice
- 12 QUESTIONS & ANSWERS**
Our specialists have the answer
- 14 INTERVIEW**
The designers of Quick•Step® have their say

QUICK•STEP® LAMINATE COLLECTION

- 18 QUICK•STEP® LARGO**
Extra long and extra wide planks with grooves
- 28 QUICK•STEP® VOGUE**
Classic, oak inspired designs with real surface texture
- 34 QUICK•STEP® COUNTRY**
Exclusive planks with traditional look and feel
- 40 QUICK•STEP® RUSTIC**
Truly authentic planks with a rustic look and feel


NEW



18




28



46



82



98



105

46 QUICK•STEP® ELIGNA/ PERSPECTIVE®

Beautiful plank floors with or without V-grooves

58 QUICK•STEP® ELITE

Plank floors with subtle edging

64 QUICK•STEP® LAGUNE

Bathroom floors – also suitable for other rooms

70 QUICK•STEP® CLASSIC

Traditional laminate floors without V-grooves

78 QUICK•STEP® GO

Modern laminate floors without V-grooves

82 QUICK•STEP® ARTE

Magnificent tiles with subtle V-grooves

90 QUICK•STEP® QUADRA

Tiles in traditional format

QUICK•STEP® SOLUTIONS

98 SKIRTING BOARDS

104 INCIZO® PROFILE 5 IN 1

One and the same profile can be used for all the finishes your floor needs

105 EASY STAIR SOLUTION

With the Incizo® profile you can now also finish your stairs as you like

106 CLEAN & CARE

108 UNDERLAYS

110 EASY INSTALLATION

112 25-YEAR WARRANTY

Why Quick•Step® gives you a 25-year warranty

113 A HEART FOR NATURE

114 FLOOR ADVISER

Design your own interior

115 RANGE OVERVIEW

Your guide for a perfect laminate Quick•Step® floor

NEW

NEW

GET INSPIRED

A LOOK INSIDE

FLOOR TIP

A floor in warm grey is perfect in combination with rustic furniture.

"Our floor is made for
LIVING!"

A WARM FLOOR MAKES OUR HOUSE FEEL WARM TOO



"Thibault explores every corner of the room with pleasure."

Anneke Blanckaert (35) and Bart Basten (33) chose a laminate floor for their family, and found exactly what they were looking for. "We wanted a floor on which our children could play all day, but without sacrificing atmosphere and charm."

"For our two children, Thibault (2 1/2 years old) and Maxim (6 months), the world is just one big playground," says their mother, Anneke. "So we made sure that our house is set up that way - that's one reason we opted for a laminate floor in the living room. Our oldest son often plays with cars and as you can imagine they often disappear under the sofa and seats. So this means we are constantly looking for his cars and moving the chairs and sofa. Fortunately the floor can stand

it, and it still remains scratch free. With two active little kids, that's not so bad!"

Stylishly warm

"Before this we had a tiled floor, which was just as easy to look after, but it felt cold. You can imagine, our sons often play in their bare feet or socks, and our little one is beginning to crawl everywhere, so for us the choice was easy. Now our floor is not only comfortable but feels warmer as well.



"And if we decide within ten years that we want another colour or we opt to change our furniture, then we'll simply change the floor."

TIP
Quick•Step® laminate has an exceptionally resistant top layer and is therefore perfect for the kitchen. The closed structure keeps dirt and dust on the surface, so it makes scrubbing unnecessary.



BLEACHED WHITE OAK PLANKS | CLASSIC QSM 032

And if we decide within ten years that we want another colour or we opt to change our furniture, then we'll simply change the floor. With its interesting price tag, there are lots of possibilities."

Work and play

"The office is the place where we store our personal stuff but for the children it's a playroom where everything just lies around. In this space we recently replaced tiles with laminate as well - so

for us it's become a delightful work place, and for the kids, a great new playground."

Also for the kitchen

"Last but not least, we've got plans to change the floor in the kitchen. Right now, we've still got tiles but the contrast between the warm laminate floor and the tiles is significant and we want to change that in the near future. As far as colour and texture is concerned, we've

already made our choice, it'll be a dark varnished oak for the kitchen."

And a comment about choosing Quick • Step®? Both of them are firmly positive, "it's beautiful, practical, good quality and affordable: why would you go for anything else?"

BEFORE AND AFTER FROM COLD TO WARM



BEFORE



TIP
 On www.quick-step.com there are numerous before and after simulations, so you can very quickly get an idea as to the effect of changing the type and colour of your laminate floor.

Originally, Anneke and Bart had tiles in their house. Now they've transformed their living room and office/playroom into much warmer and cosier spaces.



BEFORE





Miranda De Bie (33) has been an interior decorator and colour consultant since 2002. In 2006, she started her own company "Kleur en Interieur" (Colour and Interiors) to give tailor-made interior design advice for both private and business clients.



A rigid and fixed house is definitively a thing of the past, and more and more a house is made for living. "If you ask me what the key is to the house of the future? Well I'd say it has to be pure and personal, functional and harmonious, but most of all it has to have a degree of 'me!'", says interior designer Miranda De Bie.

(More information: www.kleureninterieur.be)

"Your choice of floor defines
THE ATMOSPHERE
in your house."

TREND 1

THE OUTSIDE IN

"More and more the natural colour of wood will play a major role in the coming years - it's another opportunity to create warmth and cosiness. A combination of black and white remains popular, but more solid earth tones ... bright yellow, natural and exotic green, turquoise and aqua are coming to the fore. It's very similar to the way fabrics and wallpaper have evolved, with large designs in combination with natural accessories like wicker baskets. It seems that people are trying to create an outdoor space inside their homes - it's as if they were trying to bring nature into the house." says Miranda De Bie.



TREND 2

FUNCTIONAL & LIVEABLE

"A house is more than ever now a haven, a place where the interior is both functional and easy to live in", says Miranda De Bie. "Quick • Step® floors fit perfectly into this picture because they're durable, low maintenance and are scratch-resistant (Scratch Guard). Without a doubt, a floor should be able to withstand daily and vigorous usage."



TREND 3

TIMELESS DECOR

Perhaps as a reaction against the excesses of recent years, there has been an increased demand for a more timeless decor, and an attractive laminate flooring is part of that move. M.D.: "The advantage of a living room with a laminate floor is that it often doesn't need much more than that: a few design classics, light walls and bright strong colours in the cushions, curtains, and accessories. It doesn't have to be more complicated. Often the floor speaks for itself."

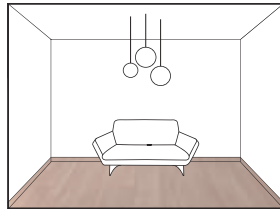


LIGHT VS. DARK

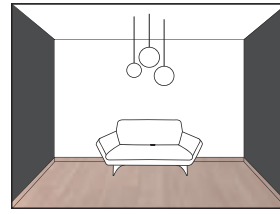
The colour you use can significantly influence the atmosphere of your interior. So it's important to choose the right colour combinations especially when you know that colour, light and space are interconnected.

The colours of the floor, ceiling and walls have a considerable impact on how you experience the space.

Your choice of colours can make a room feel larger, smaller, wider, narrower, deeper, higher, lighter or warmer!



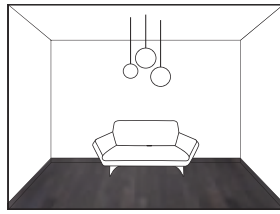
A room with a light floor and light walls appears extra wide. Too many bright colours though will make it cool and impersonal.



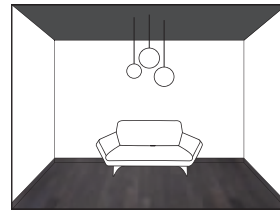
Dark walls in a room with a light floor and ceiling tend to emphasise the horizontal lines.



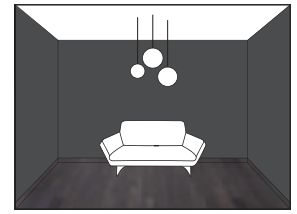
A light floor and ceiling with dark walls make a space seem narrower, deeper and taller.



A dark floor with light walls and ceiling widens the room.



A dark floor and dark ceiling with light walls make the space feel wider and lower.



A dark floor and a light ceiling with dark walls give a sort of basement effect (meaning that the light only comes from above).

A groovy groove!

Laminate floors can have different types of grooves. Each groove has a different effect on the room.

- Boards with a V-groove on the long side make the room seem deeper.
- Boards with an all round V-groove will give the room a more rural character.
- And for those who like a sleeker more streamlined interior, they can choose boards without any V-groove at all.



WITH V-GROOVE



WITHOUT V-GROOVE

WHAT DO COLOURS MEAN?

YELLOW BEIGE

SUN, FUN AND OPTIMISM

Floors with a light oak, beech or maple design can make a dark room feel sunnier and give it a more peaceful atmosphere.



RED-ORANGE

WARMTH, INTIMACY AND HARMONY

Floors with a cherry or merbau design give an exotic, warm feeling. This can be further accentuated by the addition of colonial and solid furniture.



BROWN

EARTH, COMFORT AND SECURITY

Floors with a brown tint make a connection with the earth and nature, it forms an excellent backdrop for rustic furniture and bright strong colours.



WHITE-LIGHT BEIGE

LIGHT, PURITY AND TIMELESSNESS

Floors with a pattern of light maple or Norwegian pine add brightness, space and light to a room and give it a more contemporary feel.



GREY

NEUTRAL, CHIC AND PEACEFUL

Floors with a grey tint are a perfect match with trendy colours and warm tones. It also provides a contemporary look to authentic furniture.



A QUESTION?

OUR SPECIALISTS HAVE THE ANSWER

Your dream laminate floor is guaranteed for years ... here, our specialists answer a few practical questions on use and maintenance.

QUESTION

Are laminate floors suitable for the kitchen?



Jules: "Our kitchen is the heart of our home. It's not just the place we cook in, it's a space where we work, play and party! Is laminate suitable for such an 'active' space? And what about possible stains?"

ANSWER

Theo Smet,
our Quick•Step® specialist:

"Quick•Step® floors have a very hard-wearing finish. Due to its 'closed' structure, there's no possibility of dust and dirt getting stuck in the floor. On top of that, all our laminate floors, except the Go and Classic ranges, have a Splash Warranty label. This means that our Quick•Step® floors can withstand a small amount of spilled water taken away in a reasonably short time, and so are well suited to your kitchen."

Tip: we recommend keeping your floor clean with a 'dry' micro-fibre cloth, and only occasionally using a well rinsed cloth with water and the Quick•Step® cleaner.



QUESTION

How do I keep my laminate floor scratch free?



Tom: "We've just laid a Quick•Step® Largo floor in our living room. How do we avoid getting scratches on our new floor?"

ANSWER

Dorien De Greef, our Quick•Step® specialist:

"Fortunately a Quick•Step® laminate floor can be lived on fully! You choose: roaming children, pets, parties: it's no problem. Quick•Step® laminate is the only one with a 'Scratch Guard' label, that guarantees your floor will be ten times more scratch resistant than any other laminate flooring. Practically speaking, in order to keep your floor in top condition, we recommend a good doormat, adequate protection (felt or a soft plastic) under the legs of furniture and soft wheels on your office chairs, sofas and chairs. But other than that, you don't have to worry - and you can enjoy your smashing new Quick•Step® Largo laminate for a long time."



OKÉ AND LAURENT, DESIGN MANAGER AND HEAD R&D AT QUICK • STEP®,

"The world is OUR INSPIRATION"



Where do you get your inspiration for new laminate floors?

Oke Nollet: "The creation of a new design takes a year or two, so that means we have to detect new trends, even before they become generally accepted. Our inspiration comes from the world around us: nature, events, magazines, fashion, architecture, art ..."

Laurent Meersseman: "Our goal is always to create a floor that is a trend today, and a classic tomorrow. The internal design department is responsible for the unique Quick • Step® style."

Do you have a concrete example of how a new floor line came about?

O.N.: "I remember one occasion - it was while I was on my way to work - I noticed an old wooden gate. I found it had a

"Our goal is always to create a floor that is a trend today, and a classic tomorrow."

Laurent Meersseman

"Passion is the key to our business."

Oke Nollet

TALK ABOUT THEIR PASSION FOR THE JOB

We asked Oke Nollet, Design Manager, and Laurent Meersseman, Head of R&D, what makes Quick•Step® so unique?

"Passion and craftsmanship, and also the way we continuously strive for perfection. Truthfully, sometimes we'll have a heated discussion lasting several hours over a square centimetre of floor!"

particularly beautiful texture and colour, and so I took some pictures of it. Then we bought some oak boards and started working on them, to give them the same sort of look. It was a long and intensive process, and all means at our disposal were used.

The boards were even put outside in the sun and the rain. The result is our Authentic Oak floor. It's a perfect example of how an old gate led to a new Quick•Step® floor."

Every Quick•Step® floor is finished differently, what are the factors that come into play?

L.M.: "We are craftsmen in the development of laminate floors. Our job is to create a floor that not only looks good in sample size, but also once installed. We know that a wider variety of boards will create a more interesting floor so for every board the combination of size, decor, structure and finishing should be in balance. For example, our Largo Merbau - that's a hard, tropical wood species - gets a flat surface and a large, straight bevel. Our Largo Rustic Oak on the other hand has a raw soft surface together with a random "moving" bevel."

What does the label "Designers' Choice" signify?



O.N.: "This is the label we give to the floors that are unique in design and technology, and which are good examples of a current trend. Our best of the best, as it were. So in 2010, following the crisis, we felt there was a strong desire for peace and solidity in life, values we translated into a preference for white floors. Our Quick•Step® answer to this was a new addition to our Vogue collection, namely a White Passionata Oak

floor. This oak laminate floor has been finished with a satin varnish without losing the grain structure of the original oak. In a similar fashion, we were inspired by Carrara marble. In this way we were able to offer exclusivity and luxury at an affordable price. Both of them have the Designers' Choice label because they're both fashionable and innovative."

Can you describe your job in a word?

O.N.: "Passion, quite simply, which makes us strive for perfection. My philosophy says it all: "Small things make perfection but perfection is not a small thing." For me, the details in each Quick•Step® floor make the difference."

Finally, what are the floors of the future?

L.M.: "Everything is and will be possible. It doesn't even have to exist in nature."

O.N.: "We can do anything and everything when we have our objective in mind, namely designing floors with beauty and innovation in our hearts and minds!"



1. An old wooden gate was the starting point for the Largo Authentic Oak design.

2. Natural elements such as rocks and stones are often the inspiration for new colours.

DISCOVER
OUR
**QUICK-STEP®
COLLECTION**



18




28



58



64



70

**QUICK-STEP®
LAMINATE
COLLECTION**

**18 QUICK-STEP®
LARGO**

Extra long and extra wide planks
with grooves

**28 QUICK-STEP®
VOGUE**

Classic, oak inspired designs
with real surface texture

**34 QUICK-STEP®
COUNTRY**

Exclusive planks with traditional
look and feel

**40 QUICK-STEP®
RUSTIC**

Truly authentic planks with a rustic
look and feel

NEW


NEW



34



40



46



78



82



90

46 QUICK-STEP® ELIGNA/PERSPECTIVE®
Beautiful plank floors with or without V-grooves

58 QUICK-STEP® ELITE
Plank floors with subtle edging

64 QUICK-STEP® LAGUNE
Bathroom floors – also suitable for other rooms

70 QUICK-STEP® CLASSIC
Traditional laminate floors without V-grooves

78 QUICK-STEP® GO
Modern laminate floors without V-grooves

82 QUICK-STEP® ARTE
Magnificent tiles with subtle V-grooves


90 QUICK-STEP® QUADRA
Tiles in traditional format

LARGO

EXTRA LONG AND EXTRA WIDE
PLANKS WITH GROOVES



The Quick•Step® Largo planks are special - in fact they are the longest and widest planks in our range - and they'll make your room special too. At more than 2 metres long, they exude class and say quality.



It is well known that light floors make a room feel bigger. This white oak floor has a stylish matt finish.





ROOM TO CIRCULATE

PACIFIC OAK

BEACHCOMBER CHIC

The world of the sea, beach and sun was our inspiration source for Pacific Oak. We started with a grey oak that had been aged by the wind and weather. To that we added subtle textures and images and so took it into another dimension. The matt varnish gives it the perfect finish.

NEW





NATURAL OAK

A mixture of tones and colours within the same natural oak palette give a classic look that is warm and inviting.

AUTHENTIC
OAK

NEW

Nature often shows us the way with its vast array of colours and designs. This natural varnished merbau is a beautiful example.

The mix of light and dark colours in this variety of wood is further emphasised by the sheen and the wide selection of hues in the different planks. The unique surface texture also feels completely natural.

LET
NATURE
IN



SUMPTUOUS STYLE

There's no better way of turning a modern villa into a welcoming home than by placing these long, large planks in grey rustic oak.

LARGO


EXTRA LONG AND EXTRA WIDE
PLANKS WITH GROOVES

Length: 205 cm
Width: 20,5 cm
Thickness: 9,5 mm
1 box: ± 2,5215 m²

- > The longest and widest selection of Quick•Step® laminate planks
- > Long planks give depth and create an extra sense of space
- > The unique grooves match the character of the wood design
- > No design repeats on the planks
- > Fast and easy to install thanks to the Uniclic® system

INFO

Look for matching skirting boards and profiles on page 98.




LIGHT RUSTIC OAK PLANKS
LARGO LPU 1396*



NEW

AUTHENTIC OAK PLANKS
LARGO LPU 1505 >23

DESIGNERS' CHOICE




NATURAL VARNISHED OAK PLANKS
LARGO LPU 1284 >22




NEW

PACIFIC OAK PLANKS
LARGO LPU 1507 >20-21

DESIGNERS' CHOICE



NATURAL VARNISHED MERBAU PLANKS
LARGO LPU 1288 >24



NATURAL OILED WENGE PLANKS
LARGO LPU 1289



WHITE VARNISHED OAK PLANKS
LARGO LPU 1283



OLD RUSTIC OAK PLANKS
LARGO LPU 1398*



WHITE VINTAGE OAK PLANKS
LARGO LPU 1285 >19



NATURAL RUSTIC OAK PLANKS
LARGO LPU 1397*



GREY VINTAGE OAK PLANKS
LARGO LPU 1286



GREY RUSTIC OAK PLANKS
LARGO LPU 1399* >25



DARK VINTAGE OAK PLANKS
LARGO LPU 1287*



Class 32 - AC4
EN 13329

Please note: moisture-resistant is not the same as moisture-proof. All spillages must be mopped up immediately and water should never be left on the floor. The printed designs give an idea of the actual colour and nuances of the pattern but are not true to nature. The patterns shown are only a sample and are not fully representative of all the different nuances within the design. For a representative view of the surface structure and joint-finishing of a plank, take a look at the big samples on display and ask your dealer for more advice.

*These products have been produced using class 32 technology and components. Some of the EN 13329 test methods are not fully applicable. For more information: www.quick-step.com

VOGUE

CLASSIC, OAK INSPIRED
DESIGNS WITH REAL
SURFACE TEXTURE



Quick•Step® Vogue is a range of specialty oak inspired designs with unique wear resistant edges. They are solid, strong and bursting with character, thanks to the beautiful structure and the luxurious grain.


RUSTIC OAK COTTAGE

Designed to evoke peace and tranquility, this floor design is traditional yet modern.





WHITE OAK




WHITE OAK PASSIONATA

White is most certainly a trend these days. In fact it's everywhere: in the design shop, computer store, fashion world up to and including the car showrooms! We were inspired by this trend and developed a floor with the character and glow of painted white oak. The structure and finishing of the planks is based on old 18th century castle floors. This floor is also available in other colours.

WARM AND INVITING

For a floor of true character and grain, try rustic oak grey.



VOGUE

CLASSIC, OAK INSPIRED
DESIGNS WITH REAL
SURFACE TEXTURE

Length: 138 cm
Width: 15,6 cm
Thickness: 9,5 mm
1 box: ± 1,5070 m²



OAK WHITE PASSIONATA PLANKS
VOGUE UVG 1394* >30-31

DESIGNERS'
CHOICE



RUSTIC OAK LIGHT PLANKS
VOGUE UVG 1390*

- > A fashionable range that is both complex and tactile
- > Unique edging matching the wood design
- > The subtle grooves are protected with the same wear resistant laminate as the floor itself (patented technology)
- > Matt and glossy variations
- > Fast and easy to install thanks to the Uniclic® system



OAK BEIGE PASSIONATA PLANKS
VOGUE UVG 1395*

DESIGNERS'
CHOICE




RUSTIC OAK NATURAL PLANKS
VOGUE UVG 1391*

INFO


Look for matching skirting boards and profiles on page 98.



UNIQUE SURFACE STRUCTURE



RUSTIC OAK COTTAGE PLANKS
VOGUE UVG 1392* >29



RUSTIC OAK GREY PLANKS
VOGUE UVG 1393* >32



25
YEAR
WARRANTY
DOMESTIC USE

LIFETIME
UNICLIC
WARRANTY
DOMESTIC USE

SPLASH
WARRANTY
DOMESTIC USE

MATCHING
SOLUTIONS



Class 32 - AC4
EN 13329

Please note: moisture-resistant is not the same as moisture-proof. All spillages must be mopped up immediately and water should never be left on the floor. The printed designs give an idea of the actual colour and nuances of the pattern but are not true to nature. The patterns shown are only a sample and are not fully representative of all the different nuances within the design. For a representative view of the surface structure and joint-finishing of a plank, take a look at the big samples on display and ask your dealer for more advice.

*These products have been produced using class 32 technology and components. Some of the EN 13329 test methods are not fully applicable. For more information: www.quick-step.com

COUNTRY

EXCLUSIVE PLANKS WITH
TRADITIONAL LOOK AND FEEL



Quick•Step® Country brings the traditions of artisan craftsmanship and luxury at an affordable price. Every plank has recessed edges, just as you would expect with felled-timber floors.

Tradition and character doesn't get any better than this naturally varnished Quick•Step® Country floor.


UNDERSTATED AND TIMELESS



SIMPLE IS BEST

Wild Maple planks are a joy in their simplicity and colour. Their hand crafted appearance and gentle sloping edges are just as you would expect in a floor of this class.








COMBINE
THE OLD
WITH
THE NEW

A new floor - and perhaps a modern sofa - in a traditional older decor works remarkably well.


COUNTRY

EXCLUSIVE PLANKS WITH TRADITIONAL LOOK AND FEEL

Length: 138 cm
 Width: 15,6 cm
 Thickness: 9,5 mm
 1 box: ± 1,5070 m²



WILD MAPLE NATURAL VARNISHED PLANKS
 COUNTRY U 1014*




WORN OAK PLANKS
 COUNTRY UF 1160*

- > Traditional hand-planed look
- > Gently recessed edges all round
- > Fast and easy to install thanks to the Uniclic® system

INFO


Look for matching skirting boards and profiles on page 98.




NATURAL VARNISHED OAK PLANKS
 COUNTRY U 1012* >35




WILD MAPLE AMBER PLANKS
 COUNTRY U 1015* >36



WILD MAPLE COLONIAL PLANKS
 COUNTRY U 1031*



OAK COLONIAL PLANKS
 COUNTRY U 1030* >38



DARK VARNISHED OAK PLANKS
 COUNTRY U 1013* >37



Class 32 - AC4
 EN 13329

25
 YEAR
 WARRANTY

DOMESTIC USE

LIFETIME
 UNICLIC®
 WARRANTY

DOMESTIC USE

SPLASH



WARRANTY

DOMESTIC USE

MATCHING



SOLUTIONS

Please note: moisture-resistant is not the same as moisture-proof. All spillages must be mopped up immediately and water should never be left on the floor. The printed designs give an idea of the actual colour and nuances of the pattern but are not true to nature. The patterns shown are only a sample and are not fully representative of all the different nuances within the design. For a representative view of the surface structure and joint-finishing of a plank, take a look at the big samples on display and ask your dealer for more advice.

*These products have been produced using class 32 technology and components. Some of the EN 13329 test methods are not fully applicable. For more info: www.quick-step.com

RUSTIC

TRULY AUTHENTIC PLANKS WITH
A RUSTIC LOOK AND FEEL




The Quick•Step® Rustic range has an ideal length and width dimension that make smaller rooms seem bigger. It has a particularly natural look and feel with a pronounced surface texture and bevels, and is an excellent choice for people looking for tradition and style.

A natural floor that fits in any interior. Because of the many structures and the contrast of the color it gives the floor a lively feeling.

WHITE OAK NATURAL

AMERICAN CHERRY

This glossy floor with a beautiful bevel gives your interior a warm feeling. Which contributes to a cozy atmosphere.



While a Quick•Step® floor is certainly made to be lived on, it is also there to be admired. This particular rustic floor is made to fit with almost any style of interior either modern, traditional or exotic - or a mix of all three!

RUSTIC

TRULY AUTHENTIC PLANKS
WITH A RUSTIC LOOK AND FEEL

Length: 120 cm
Width: 12,34 cm
Thickness: 8 mm
1 box: ± 1,77696 m²

- > Ideal length and width dimension that give smaller rooms that bigger look
- > Authentic surface
- > The most realistic hardwood edge ever seen (planks that let you roll over the edge)
- > Fast and easy to install thanks to the Uniclic system

INFO


Look for matching skirting boards and profiles on page 98.




WHITE OAK LIGHT PLANKS
RUSTIC RIC 1497*




WHITE OAK NATURAL PLANKS
RUSTIC RIC 1498* >41




AMERICAN CHERRY PLANKS
RUSTIC RIC 1414* >42




WHITE OAK BROWN PLANKS
RUSTIC RIC 1429*




EXOTIC MAPLE PLANKS
RUSTIC RIC 1416*



PACIFIC WALNUT PLANKS
RUSTIC RIC 1415* >43



WHITE OAK DARK PLANKS
RUSTIC RIC 1430*



COFFEE BEAN HICKORY PLANKS
RUSTIC RIC 1427* >44



Please note: moisture-resistant is not the same as moisture-proof. All spillages must be mopped up immediately and water should never be left on the floor. The printed designs give an idea of the actual colour and nuances of the pattern but are not true to nature. The patterns shown are only a sample and are not fully representative of all the different nuances within the design. For a representative view of the surface structure and joint-finishing of a plank, take a look at the big samples on display and ask your dealer for more advice.

*These products have been produced using class 32 technology and components. Some of the EN 13329 test methods are not fully applicable. For more info: www.quick-step.com

ELIGNA PERSPECTIVE®

BEAUTIFUL PLANK FLOORS
WITH OR WITHOUT V-GROOVES



The Quick•Step® Eligna and Perspective® collections are strikingly beautiful thanks to the excellent balance between length and width. If you lay these solid, extended plank floors without grooves (Eligna), you'll generate a soft and tasteful effect. With grooves (Perspective®), you'll be expanding the optical perspective of your interior.

White Wengé floors with white walls show off the light to best effect. The grooves give the effect of making the room feel deeper and wider. The contrast of matt and gloss on this floor is typical in this attractive Designer's Choice floor.

WONDERFUL WENGE



SILENT NIGHT

Everyone can enjoy the warmth of this natural oak floor, with its many different hues, day after day, night after night.

Special Quick•Step® underlays are excellent sound absorbers and add a little bounce underfoot.



WHITE VARNISHED OAK PLANKS | ELIGNA U 915 (ALSO AVAILABLE WITH V-GROOVE)

PERFECT FOR LIVING

And for living rooms. Which ever type of floor you choose - Quick•Step® Perspective® with V-grooves or Quick•Step® Eligna without them - you'll appreciate just how easy and straightforward it is to maintain these floors in perfect condition.



OLD OAK MATT OILED PLANKS | ELIGNA U 312 (ALSO AVAILABLE WITH V-GROOVE)

ENTERTAIN IN STYLE

The kitchen is the heart of the home. It's the perfect place to install this Vintage Oak Natural Varnished floor.

It's made to withstand the wear and tear of everyday life.







For a stress free sleep, Quick•Step® floors are hard to beat because Quick•Step® quality is part and parcel of every floor. Even after years of use, it'll be as charming and as colourful as on the very first day.

COLOUR FOR COMFORT





DARK



OAK PASSIONATA PLANKS | PERSPECTIVE UL 1301 (ALSO AVAILABLE WITHOUT V-GROOVE)

DESIGNERS'
CHOICE

OAK

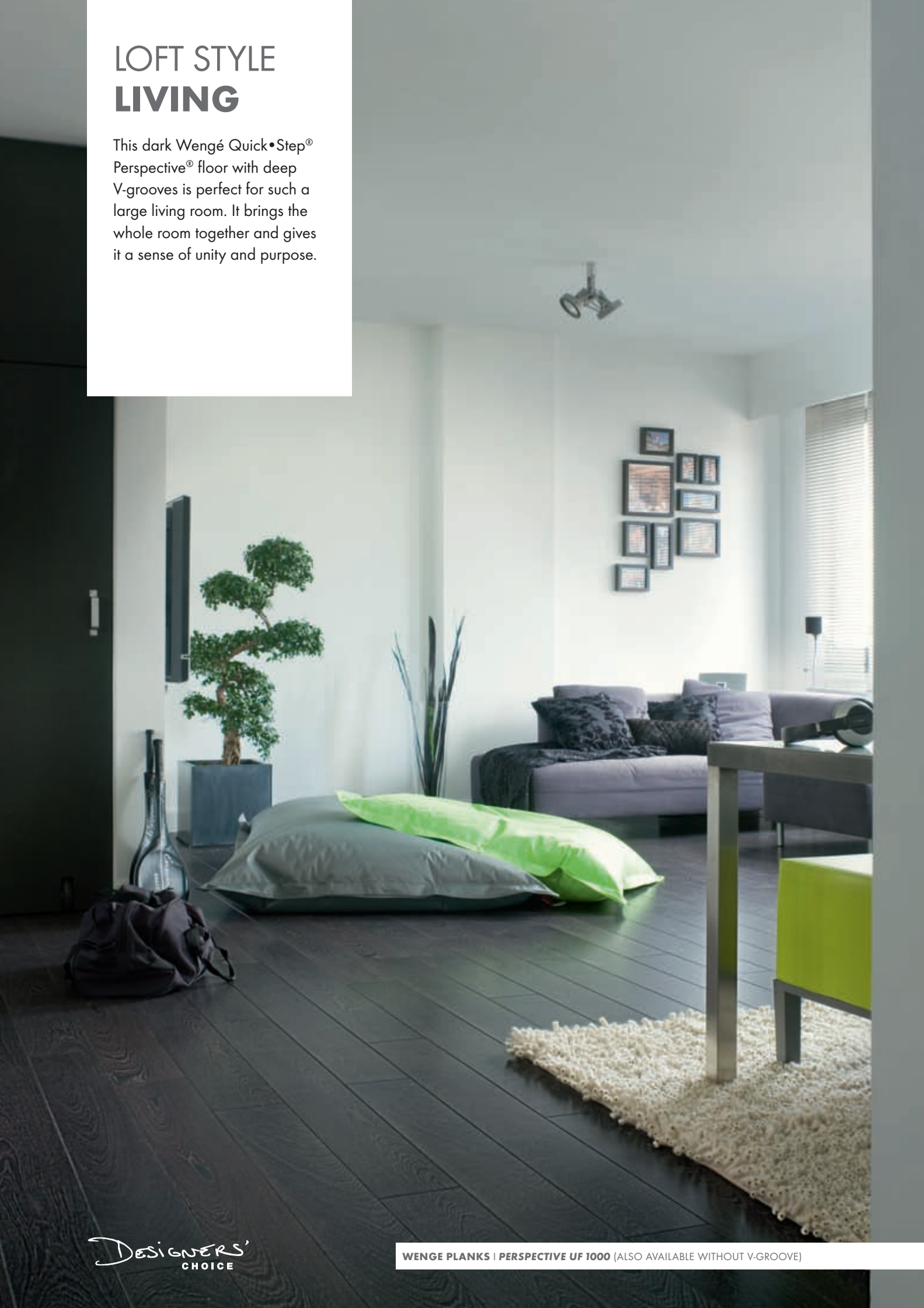


OAK PASSIONATA

The Oak Passionata is our answer to the trend for darker flooring. Above all it is our unique after treatment of the surface that gives this oak floor an added dimension. The knots have a soft silvery finish that varies in intensity when the light shines on it. We were inspired by grey oak and the different reflections of silver it gives in the light.

LOFT STYLE LIVING

This dark Wengé Quick•Step® Perspective® floor with deep V-grooves is perfect for such a large living room. It brings the whole room together and gives it a sense of unity and purpose.



ELIGNA

PLANK FLOOR
WITHOUT V-GROOVE

CODE U

Length: 138 cm
Width: 15,6 cm
Thickness: 8 mm
1 box: ± 1,7222 m²

PERSPECTIVE®

PLANK FLOOR **WITH V-GROOVE**

CODE UL

Length: 137,6 cm
Width: 15,6 cm
Thickness: 9,5 mm
1 box: ± 1,5026 m²

CODE UF


Length: 138 cm
Width: 15,6 cm
Thickness: 9,5 mm
1 box: ± 1,5070 m²



WENGE PASSIONATA PLANKS
ELIGNA U 1300 (WITHOUT GROOVES)
PERSPECTIVE UL 1300 (WITH 2 GROOVES) >47
PERSPECTIVE UF 1300 (WITH 4 GROOVES)




WHITE BRUSHED PINE PLANKS
ELIGNA U 1235 (WITHOUT GROOVES)
PERSPECTIVE UL 1235 (WITH 2 GROOVES)
PERSPECTIVE UF 1235 (WITH 4 GROOVES)



WHITE VARNISHED OAK PLANKS
ELIGNA U 915 (WITHOUT GROOVES) >48
PERSPECTIVE UL 915 (WITH 2 GROOVES)
PERSPECTIVE UF 915 (WITH 4 GROOVES)



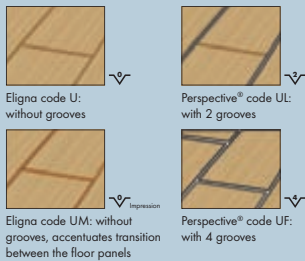
GREY BRUSHED TEAK PLANKS
ELIGNA U 1163 (WITHOUT GROOVES)
PERSPECTIVE UL 1163 (WITH 2 GROOVES)
PERSPECTIVE UF 1163 (WITH 4 GROOVES)



NATURAL VARNISHED MAPLE PLANKS
ELIGNA U 862 (WITHOUT GROOVES)
PERSPECTIVE UL 862 (WITH 2 GROOVES)
PERSPECTIVE UF 862 (WITH 4 GROOVES)



VARNISHED BEECH PLANKS
ELIGNA U 866 (WITHOUT GROOVES)
PERSPECTIVE UL 866 (WITH 2 GROOVES)
PERSPECTIVE UF 866 (WITH 4 GROOVES)



- > Grooves create depth in your room
- > Elegant plank format
- > Wide natural colour variation (light/dark) per pattern for that natural look
- > Fast and easy to install thanks to the Uniclic® system

INFO
Look for matching skirting boards and profiles on page 98.



Class 32 - AC4
EN 13329



Please note: moisture-resistant is not the same as moisture-proof. All spillages must be mopped up immediately and water should never be left on the floor. The printed designs give an idea of the actual colour and nuances of the pattern but are not true to nature. The patterns shown are only a sample and are not fully representative of all the different nuances within the design. For a representative view of the surface structure and joint-finishing of a plank, take a look at the big samples on display and ask your dealer for more advice.

ELIGNA

PLANK FLOOR
WITHOUT V-GROOVE

CODE U

Length: 138 cm
Width: 15,6 cm
Thickness: 8 mm
1 box: ± 1,7222 m²

PERSPECTIVE®

PLANK FLOOR **WITH V-GROOVE**

CODE UL

Length: 137,6 cm
Width: 15,6 cm
Thickness: 9,5 mm
1 box: ± 1,5026 m²

CODE UF

Length: 138 cm
Width: 15,6 cm
Thickness: 9,5 mm
1 box: ± 1,5070 m²



DARK VARNISHED CHERRY PLANKS
ELIGNA U 865 (WITHOUT GROOVES)
PERSPECTIVE UL 865 (WITH 2 GROOVES)
PERSPECTIVE UF 865 (WITH 4 GROOVES)



NATURAL VARNISHED CHERRY PLANKS
ELIGNA U 864 (WITHOUT GROOVES)
PERSPECTIVE UL 864 (WITH 2 GROOVES)
PERSPECTIVE UF 864 (WITH 4 GROOVES)



OLD OAK MATT OILED PLANKS
ELIGNA U 312 (WITHOUT GROOVES) >48
PERSPECTIVE UL 312 (WITH 2 GROOVES)
PERSPECTIVE UF 312 (WITH 4 GROOVES)




NATURAL HERITAGE OAK PLANKS
ELIGNA U 1384 (WITHOUT GROOVES)
PERSPECTIVE UL 1384 (WITH 2 GROOVES)
PERSPECTIVE UF 1384 (WITH 4 GROOVES)




VINTAGE OAK DARK VARNISHED PLANKS
ELIGNA U 1001 (WITHOUT GROOVES)
PERSPECTIVE UL 1001 (WITH 2 GROOVES)
PERSPECTIVE UF 1001 (WITH 4 GROOVES)




HOMAGE OAK NATURAL OILED PLANKS
ELIGNA U 1157 (WITHOUT GROOVES)
PERSPECTIVE UL 1157 (WITH 2 GROOVES)
PERSPECTIVE UF 1157 (WITH 4 GROOVES)
UF 1157 CAN BE COMBINED SEAMLESSLY WITH ARTE UF 1155
ASK YOUR DEALER FOR MORE ADVICE



Eligna code U:
without grooves



Perspective® code UL:
with 2 grooves



Eligna code UM: without
grooves, accentuates transition
between the floor panels



Perspective® code UF:
with 4 grooves

- > Grooves create depth in your room
- > Elegant plank format
- > Wide natural colour variation (light/dark) per pattern for that natural look
- > Fast and easy to install thanks to the Uniclic® system

INFO

Look for matching skirting boards and profiles on page 98.



Please note: moisture-resistant is not the same as moisture-proof. All spillages must be mopped up immediately and water should never be left on the floor. The printed designs give an idea of the actual colour and nuances of the pattern but are not true to nature. The patterns shown are only a sample and are not fully representative of all the different nuances within the design. For a representative view of the surface structure and joint-finishing of a plank, take a look at the big samples on display and ask your dealer for more advice.



VINTAGE OAK NATURAL VARNISHED PLANKS
ELIGNA U 995 (WITHOUT GROOVES) >49
PERSPECTIVE UL 995 (WITH 2 GROOVES)
PERSPECTIVE UF 995 (WITH 4 GROOVES)



NATURAL VARNISHED OAK PLANKS
ELIGNA U 896 (WITHOUT GROOVES)
PERSPECTIVE UL 896 (WITH 2 GROOVES)
PERSPECTIVE UF 896 (WITH 4 GROOVES)




HARVEST OAK PLANKS
ELIGNA U 860 (WITHOUT GROOVES)
PERSPECTIVE UL 860 (WITH 2 GROOVES)
PERSPECTIVE UF 860 (WITH 4 GROOVES)




DARK VARNISHED OAK PLANKS
ELIGNA U 918 (WITHOUT GROOVES)
PERSPECTIVE UL 918 (WITH 2 GROOVES)
PERSPECTIVE UF 918 (WITH 4 GROOVES)




ANTIQUE OAK PLANKS
ELIGNA U 861 (WITHOUT GROOVES)
PERSPECTIVE UL 861 (WITH 2 GROOVES)
PERSPECTIVE UF 861 (WITH 4 GROOVES)



OILED WALNUT PLANKS
ELIGNA U 1043 (WITHOUT GROOVES)
PERSPECTIVE UL 1043 (WITH 2 GROOVES)
PERSPECTIVE UF 1043 (WITH 4 GROOVES)




MERBAU PLANKS
ELIGNA U 996 (WITHOUT GROOVES)
PERSPECTIVE UL 996 (WITH 2 GROOVES)
PERSPECTIVE UF 996 (WITH 4 GROOVES) >50,51





DARK HERITAGE OAK PLANKS
ELIGNA U 1385 (WITHOUT GROOVES)
PERSPECTIVE UL 1385 (WITH 2 GROOVES)
PERSPECTIVE UF 1385 (WITH 4 GROOVES)




HERITAGE OAK PASSIONATA PLANKS
ELIGNA U 1386 (WITHOUT GROOVES)
PERSPECTIVE UL 1386 (WITH 2 GROOVES)
PERSPECTIVE UF 1386 (WITH 4 GROOVES)




OAK PASSIONATA PLANKS
ELIGNA U 1301 (WITHOUT GROOVES)
PERSPECTIVE UL 1301 (WITH 2 GROOVES) >52,53
PERSPECTIVE UF 1301 (WITH 4 GROOVES)



ZEBRANO PASSIONATA PLANKS
ELIGNA U 1302 (WITHOUT GROOVES)
PERSPECTIVE UL 1302 (WITH 2 GROOVES)
PERSPECTIVE UF 1302 (WITH 4 GROOVES)



WENGE PLANKS
ELIGNA U 1000 (WITHOUT GROOVES)
PERSPECTIVE UL 1000 (WITH 2 GROOVES)
PERSPECTIVE UF 1000 (WITH 4 GROOVES) >54



ELITE

PLANK FLOORS WITH
SUBTLE EDGING



This high class floor range with subtle edges is elegant and stylish and because they join together seamlessly - like all Quick•Step® floors - there is never any dust or dirt between the joints.

LOVE THIS LOOK

You'll also love how easy these floors are to install and maintain. This matt oak pattern is natural and in perfect harmony with the decor of the dining room.

OLD WHITE OAK DARK

The old white oak dark is a floor with a rough texture. This texture in combination with soft colors brings calmness in your room.

NEW



NEW

OLD WHITE OAK NATURAL PLANKS | ELITE UE 1493



NEW

WHITE OAK MEDIUM PLANKS | ELITE UE 1492

CAPTIVATING

With 12 different Quick•Step® Elite designs, there is certainly at least one that will fit “your” style.

ELITE

PLANK FLOOR WITH
SUBTLE EDGING

Length: 138 cm

Width: 15,6 cm

Thickness: 8 mm

1 box: ± 1,7222 m²



LIGHT GREY VARNISHED OAK PLANKS
ELITE UE 1304

NEW




OLD WHITE OAK NATURAL PLANKS
ELITE UE 1493  >61

- > Elegant plank format
- > Subtle V-groove around the planks
- > Fast and easy to install with Uniclic®

INFO

Look for matching skirting boards and profiles on page 98.



DARK GREY VARNISHED OAK PLANKS
ELITE UE 1305  >62

NEW



WORN LIGHT OAK PLANKS
ELITE UE 1303



WHITE OAK LIGHT PLANKS
ELITE UE 1491



OLD OAK LIGHT GREY PLANKS
ELITE UE 1406 >59

NEW



WHITE OAK MEDIUM PLANKS
ELITE UE 1492 >61




OLD OAK NATURAL PLANKS
ELITE UE 1387




OLD OAK GREY PLANKS
ELITE UE 1388


NEW



OLD OAK DARK PLANKS
ELITE UE 1389



BLACK VARNISHED OAK PLANKS
ELITE UE 1306



OLD WHITE OAK DARK PLANKS
ELITE UE 1496 >60



25
YEAR
WARRANTY
DOMESTIC USE

LIFETIME
UNICLIC
WARRANTY
DOMESTIC USE

SPLASH
WARRANTY
DOMESTIC USE

Class 32 - AC4
EN 13329
MATCHING
SOLUTIONS

Please note: moisture-resistant is not the same as moisture-proof. All spillages must be mopped up immediately and water should never be left on the floor. The printed designs give an idea of the actual colour and nuances of the pattern but are not true to nature. The patterns shown are only a sample and are not fully representative of all the different nuances within the design. For a representative view of the surface structure and joint-finishing of a plank, take a look at the big samples on display and ask your dealer for more advice.

LAGUNE

BATHROOM FLOORS –
ALSO SUITABLE FOR
OTHER ROOMS



With the Lagune floors, Quick•Step® has produced a range of ship-deck floors particularly suitable for bathrooms. These designs can also be used in other rooms around the house.



This modern bathroom shows off a grey teak Lagune floor to excellent effect. Its clean lines and sleek style complement the decoration and fittings to perfection.

**WALK THE
PLANKS!**



TALL, DARK AND HANDSOME

The double door reveals that we are in the stately bathroom of a 1902 town house. The retro style follows naturally the rest of the house's interior and is perfectly emphasized by the dark varnished ship-deck floor.





STARBOARD BOW AHOY!

This stunning merbau ship-deck floor is ideal for this traditional and seductive decor. It's a perfect place to just sit back, relax and let the world go by.

NATURAL VARNISHED OAK, SHIPDECK PLANKS | LAGUNE UR 946



MERBAU, SHIPDECK PLANKS | LAGUNE UR 1032

This contemporary bathroom is a multi-functional room. For the children it's a place where they can splash and play and not worry if the floor gets a bit wet.

For you, it's an oasis of peace and quiet - a place to wash away a long day. With Quick•Step® Lagune flooring you can have both.

YOUR OWN PERSONAL **SPA**



LAGUNE

BATHROOM FLOORS – ALSO SUITABLE FOR OTHER ROOMS

Length: 138,05 cm
 Width: 9,98 cm
 Thickness: 8 mm
 1 box: ± 1,6532 m²



GREY TEAK, SHIPDECK PLANKS
 LAGUNE UR 1205 >65



NATURAL VARNISHED OAK, SHIPDECK PLANKS
 LAGUNE UR 946 >67

- > For bathroom floors, also suitable for use in other rooms
- > When using Seal & Click: 10-year bathroom guarantee (page 111)
- > With anti-slip rubber strip
- > Wide natural colour variation (light/dark) per pattern
- > Fast and easy to install thanks to the Uniclic® system

INFO


Look for matching skirting boards and profiles on page 98.



VINTAGE OAK DARK VARNISHED, SHIPDECK PLANKS
 LAGUNE UR 1035 >66



MERBAU, SHIPDECK PLANKS
 LAGUNE UR 1032 >67



BLACK VARNISHED PALLSANDER, SHIPDECK PLANKS
 LAGUNE UR 1225 >68



Class 32 - AC4
 EN 13329

25
 YEAR
 WARRANTY

DOMESTIC USE

LIFETIME

 WARRANTY

DOMESTIC USE

SPLASH



WARRANTY
 DOMESTIC USE

MATCHING



SOLUTIONS

WET AREA

WARRANTY




10 YEAR
 DOMESTIC USE

When using
 Seal & Click

Please note: moisture-resistant is not the same as moisture-proof. All spillages must be mopped up immediately and water should never be left on the floor. The printed designs give an idea of the actual colour and nuances of the pattern but are not true to nature. The patterns shown are only a sample and are not fully representative of all the different nuances within the design. For a representative view of the surface structure and joint-finishing of a plank, take a look at the big samples on display and ask your dealer for more advice.

CLASSIC

TRADITIONAL LAMINATE
FLOORS WITHOUT V-GROOVES



Quick•Step® Classic is more than just a laminate floor. In this range you will find a combination of interplay between colour and style and a natural look and feel.

Children's bedrooms - by definition - are places that need to be cosy and inviting. This white-painted teak floor creates the right atmosphere for play - and it's hard wearing too, it will last for years.


LET THE SUNSHINE IN



MIND OVER MATTER

It's a joy to sit in your favourite arm chair and read your book. It's even more comforting to know that your Quick•Step® floor will keep its soft sheen for many years to come as Quick•Step® floors have a 20 year warranty.






This floor gives a sense of calm and inner quietness. It is a floor with a traditional, but yet classic look.



MIDNIGHT OAK NATURAL



When your kitchen/dining room is the heart of your home, it's important that it's easy to keep clean. Messy kids (and even messier adults) are a test for any floor - whatever they may say.


Like all Quick•Step® products, these matt oiled planks with their reflective shine are of top quality and super easy to install - and so are perfect for living rooms, and kitchens.

DINNER'S READY

CLASSIC

TRADITIONAL LAMINATE FLOORS WITHOUT V-GROOVES

Length: 120 cm
 Width: 19 cm
 Thickness: 7 mm
 1 box: ± 1,8240 m²



Classic code QST: without grooves



Classic code QSM: without grooves, highlights the transition between the floor panels

- > Traditional laminate floor
- > Quick•Step® quality, also in the basic range
- > Single, double and triple-plank designs
- > Fast and easy to install thanks to the Uniclic® system

INFO

Look for matching skirting boards and profiles on page 98.

NEW



BLEACHED WHITE TEAK PLANKS
 CLASSIC QSM 031 >71




NORDIC PINE PLANKS
 CLASSIC QST 041



WHITE ASH PLANKS
 CLASSIC QST 056



ENHANCED MAPLE PLANKS
 CLASSIC QST 016



LIGHT BIRCH 3 PLANKS
 CLASSIC QST 025



ENHANCED BEECH PLANKS
 CLASSIC QST 015




Please note: moisture-resistant is not the same as moisture-proof. All spillages must be mopped up immediately and water should never be left on the floor. The printed designs give an idea of the actual colour and nuances of the pattern but are not true to nature. The patterns shown are only a sample and are not fully representative of all the different nuances within the design. For a representative view of the surface structure and joint-finishing of a plank, take a look at the big samples on display and ask your dealer for more advice.

CLASSIC

TRADITIONAL LAMINATE FLOORS WITHOUT V-GROOVES

Length: 120 cm
 Width: 19 cm
 Thickness: 7 mm
 1 box: ± 1,8240 m²



Classic code QST:
without grooves



Classic code QSM: without grooves, highlights the transition between the floor panels

- > Traditional laminate floor
- > Quick•Step® quality, also in the basic range
- > Single, double and triple-plank designs
- > Fast and easy to install thanks to the Uniclic® system

INFO

Look for matching skirting boards and profiles on page 98.



ENHANCED VINTAGE OAK WHITE PLANKS
CLASSIC QST 028



BLEACHED WHITE OAK PLANKS
CLASSIC QSM 032




ENHANCED OAK NATURAL VARNISHED PLANKS
CLASSIC QST 013



MIDNIGHT OAK NATURAL PLANKS
CLASSIC QSM 057 >73

NEW



ENHANCED MERBAU PLANKS
CLASSIC QST 017




OLD OAK NATUREL PLANKS
CLASSIC QSM 037




Class 32 - AC4
EN 13329



Please note: moisture-resistant is not the same as moisture-proof. All spillages must be mopped up immediately and water should never be left on the floor. The printed designs give an idea of the actual colour and nuances of the pattern but are not true to nature. The patterns shown are only a sample and are not fully representative of all the different nuances within the design. For a representative view of the surface structure and joint-finishing of a plank, take a look at the big samples on display and ask your dealer for more advice.



ENHANCED VINTAGE OAK DARK PLANKS
CLASSIC QST 030



OLD OAK GREY PLANKS
CLASSIC QSM 038



OLD OAK LIGHT GREY PLANKS
CLASSIC QSM 040




NATURAL BEECH PLANKS
CLASSIC QST 009




PLANKED OAK PLANKS
CLASSIC QST 008




NATURAL VARNISHED OAK PLANKS
CLASSIC QSM 033



ENHANCED VINTAGE OAK NATURAL PLANKS
CLASSIC QST 029



ENHANCED CHERRY PLANKS
CLASSIC QST 004




MIDNIGHT OAK BROWN PLANKS
CLASSIC QSM 058


NEW




LIGHT GREY OILED OAK PLANKS
CLASSIC QSM 034 >72



PANGA DOUBLE PLANKS
CLASSIC QST 027



BROWN OILED OAK PLANKS
CLASSIC QSM 035



OLD OAK DARK PLANKS
CLASSIC QSM 039 >74



DARK GREY OILED OAK PLANKS
CLASSIC QSM 036

GO

MODERN LAMINATE FLOORS WITHOUT V-GROOVES



In addition to the single-plank designs, the demand for floors with multiple bonded strips is on the increase. Quick•Step® has been working hard on the Go range making the width of the boards in line with the character and style of each kind of wood.



EXPAND YOUR HORIZONS

The decision to live with an exotic floor is easy when you have this 10-strip Wengé floor available. It's dark and mysterious and perfect for nights by the fire.



GO

MODERN LAMINATE FLOORS WITHOUT V-GROOVES

Length: 120 cm
Width: 19 cm
Thickness: 7 mm
1 box: ± 1,8240 m²

- > Quick•Step® quality, in the basic range too
- > Two, three-, four-, five-, seven- or ten-strip designs
- > Fast and easy to install thanks to the Uniclic® system

INFO

Look for matching skirting boards and profiles on page 98.

NEW




WHITE ASH 7 STRIP PLANKS
GO QSG 051  >79

NEW



BUTTER BIRCH 2 STRIP PLANKS
GO QSG 052


NEW



JUNGLE PLUM 2 STRIP PLANKS
GO QSG 055



BRUSHED TEAK 5 STRIP PLANKS
GO QSG 042



LIGHT MAPLE 5 STRIP PLANKS
GO QSG 046



WHITE VARNISHED FRENCH OAK 4 STRIP PLANKS
GO QSG 043



NEW

ADAM'S APPLE 2 STRIP PLANKS
GO QSG 053



NATURAL VARNISHED FRENCH OAK 4 STRIP PLANKS
GO QSG 044



NATURAL VARNISHED OAK PLANKS
GO QSG 048




HOMAGE OAK GREY OILED PLANKS
GO QSG 049



NEW

CHOCOLATE OAK 3 STRIP PLANKS
GO QSG 054



GREY VARNISHED FRENCH OAK 4 STRIP PLANKS
GO QSG 045

SCRATCH
GUARD
UP TO 10x MORE SCRATCH RESISTANT

20
YEAR
WARRANTY
DOMESTIC USE

LIFETIME
UNICLIC
WARRANTY
DOMESTIC USE

MATCHING
SOLUTIONS




Class 32 - AC4
EN 13329

Please note: moisture-resistant is not the same as moisture-proof. All spillages must be mopped up immediately and water should never be left on the floor. The printed designs give an idea of the actual colour and nuances of the pattern but are not true to nature. The patterns shown are only a sample and are not fully representative of all the different nuances within the design. For a representative view of the surface structure and joint-finishing of a plank, take a look at the big samples on display and ask your dealer for more advice.

ARTE

MAGNIFICENT TILES
WITH SUBTLE V-GROOVES



Quick•Step® is setting the trend with these unique, large floor tiles. They combine the charm and durability of an original floor with the practical benefits of laminate. Make your house a home.

AMAZING SPACE

This remarkable marble look floor is possible through the incredible Quick•Step® Arte collection. The Carrara inspired tiles are exceptionally life-like and exude luxury and class.

LAVISH OPULENCE

These decorated Versailles white oiled tiles are the perfect finishing touch for this grand country house. You can clearly see how one seam is higher than another on the same tile.



These hard-wearing Quick•Step® Arte tiles are perfect for an entrance hall. Their large size - 62,4 cm by 62,4 cm - give this space a bold and solid look.

The floor runs straight through to the living room and connects seamlessly with the Quick•Step® Perspective® planks, which have exactly the same oiled oak design.

WELCOME HOME

PERSPECTIVE UF 1157

ARTE UF 1155

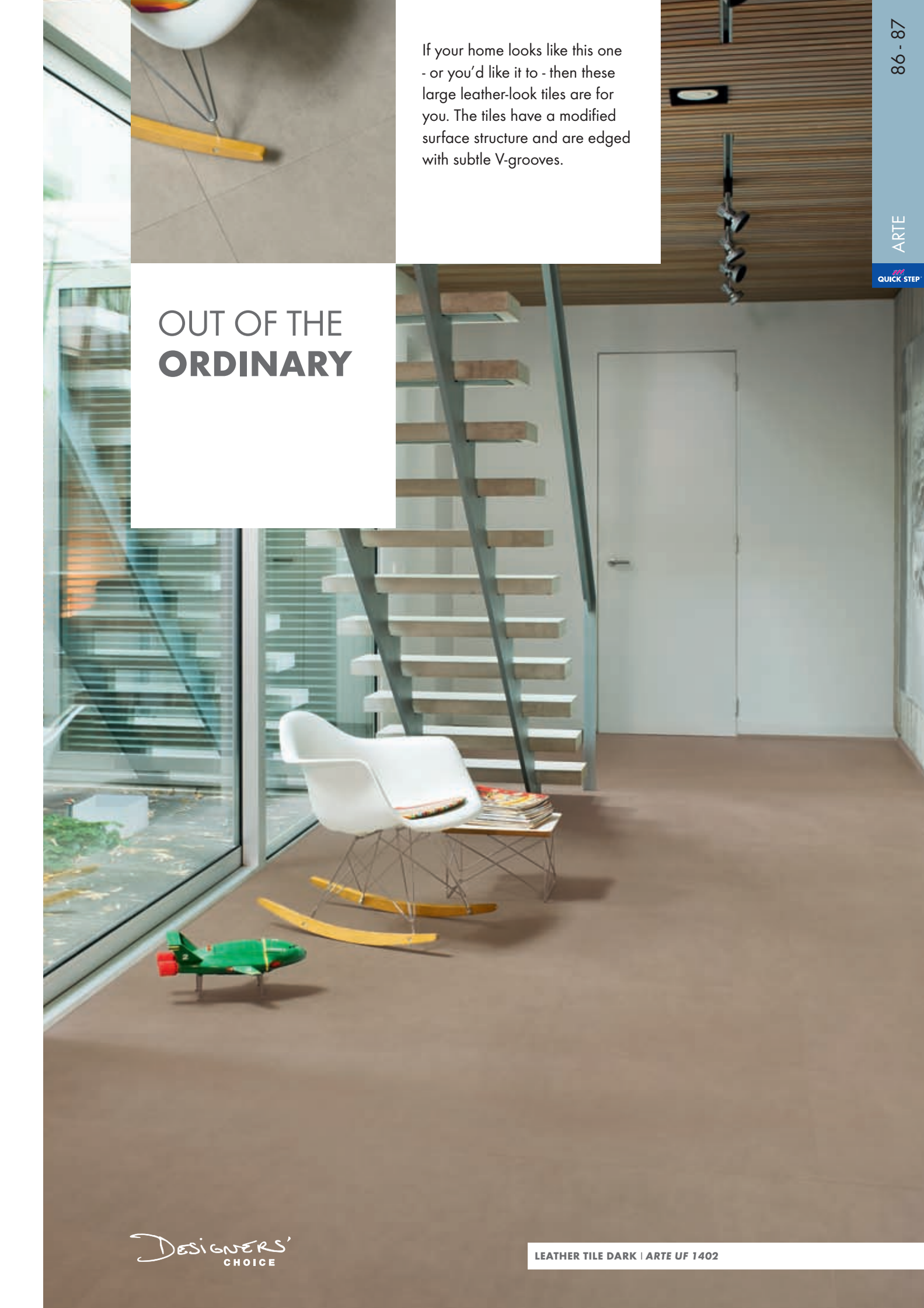
Polished concrete is a great idea until it cracks in the wrong places. These easy to lay tiles are a clean and affordable

alternative, and because they're from Quick•Step® - they are easy to maintain and are guaranteed to last for a minimum of 25 years.



BEAUTIFUL BY DESIGN





If your home looks like this one - or you'd like it to - then these large leather-look tiles are for you. The tiles have a modified surface structure and are edged with subtle V-grooves.

OUT OF THE ORDINARY

When you've got it, flaunt it.
The combination of these dark
Quick•Step® Arte concrete tiles
and large white walls make a
very contemporary statement.



**SHOWCASE
YOUR STYLE**

ARTE

MAGNIFICENT TILES
WITH SUBTLE V-GROOVES

Length: 62,4 cm
Width: 62,4 cm
Thickness: 9,5 mm
1 box: ± 1,5575 m²

- > Large floor tiles
- > A range of various designs with a real surface texture feel
- > Each tile has a subtle V-groove round it
- > 9.5 mm thick (more solid sound)
- > Wood designs: authentic character thanks to differences in height you can actually feel
- > Fast and easy to install thanks to the Uniclic® system

INFO


Look for matching skirting boards and profiles on page 98.



MARBLE CARRARA TILES
ARTE UF 1400 >83




VERSAILLES WHITE OILED TILES
ARTE UF 1248 * >84



POLISHED CONCRETE NATURAL TILES
ARTE UF 1246 >86



LEATHER TILE LIGHT
ARTE UF 1401



LEATHER TILE DARK
ARTE UF 1402 >87



VERSAILLES LIGHT TILES
ARTE UF 1155 * >85

CAN BE COMBINED SEAMLESSLY
WITH PERSPECTIVE UF 1157 >85



POLISHED CONCRETE DARK
ARTE UF 1247 >88



Class 32 - AC4
EN 13329



Please note: moisture-resistant is not the same as moisture-proof. All spillages must be mopped up immediately and water should never be left on the floor. The printed designs give an idea of the actual colour and nuances of the pattern but are not true to nature. The patterns shown are only a sample and are not fully representative of all the different nuances within the design. For a representative view of the surface structure and joint-finishing of a plank, take a look at the big samples on display and ask your dealer for more advice.

*These products have been produced using class 32 technology and components. Some of the EN 13329 test methods are not fully applicable. For more info: www.quick-step.com

QUADRA

TILES IN TRADITIONAL
FORMAT



These stone look tiles exude warmth and conviviality and need very little maintenance. Quick•Step® Quadra is unique. It will enable you to lay ceramic, natural look stone tiles with design patterns in cross bond or in stretcher bond.

If you need a clean and functional floor, then Quick•Step® Quadra tiles are for you. You'll be happy to know that the stylish look and feel is an added bonus.

CLEAN DESIGN





LINÉ LIGHT TILES | QUADRA TU 1297



LINÉ DARK TILES | QUADRA TU 1299

DESIGNERS'
CHOICE



TELLING TILES

When the kids want to play it's best they have their own space, one where they can make a mess and not have to worry. These tiles have been laid in a criss-cross pattern to great effects.



COME OUT TO **PLAY**

Entrance halls are by definition a place where there's lots of traffic especially when there are children running in and out. Prato tiles are ideal: they're both hardwearing and welcoming.



QUADRA

TILES IN TRADITIONAL FORMAT

CODE TU

Length: 39,4 cm
Width: 39,4 cm
Thickness: 8 mm
1 box: ± 1,5524 m²

CODE UF

Length: 39,6 cm
Width: 39,6 cm
Thickness: 8 mm
1 box: ± 1,5682 m²



LUNA TILES
QUADRA TU 400 >91




TRAMONTO TILES
QUADRA TU 402

- > Can be laid in cross bond or stretcher bond
- > Discover the incredibly tactile surface structure
- > Fast and easy to install thanks to the Uniclic® system

INFO

Look for matching skirting boards and profiles on page 98.




LINÉ LIGHT TILES
QUADRA TU 1297 >92




LINÉ GREY TILES
QUADRA TU 1298 >93

DESIGNERS' CHOICE




LINÉ DARK TILES
QUADRA TU 1299 > 92

DESIGNERS' CHOICE



PRATO TILES
QUADRA UF 1018* > 94



TRENTO TILES
QUADRA UF 406



Class 32 - AC4
EN 13329



Please note: moisture-resistant is not the same as moisture-proof. All spillages must be mopped up immediately and water should never be left on the floor. The printed designs give an idea of the actual colour and nuances of the pattern but are not true to nature. The patterns shown are only a sample and are not fully representative of all the different nuances within the design. For a representative view of the surface structure and joint-finishing of a plank, take a look at the big samples on display and ask your dealer for more advice.

*This product has been produced using class 32 technology and components. Some of the EN 13329 test methods are not fully applicable. For more info: www.quick-step.com

DISCOVER ALL THE QUICK•STEP® SOLUTIONS FOR A **PERFECTLY FINISHED FLOOR**

Quick•Step® has developed matching solutions to finish your Quick•Step® floors to perfection. Discover the complete range of Quick•Step® solutions, from matching skirting boards, clean&care products and underlays, to installation tools.



A PERFECTLY FINISHED FLOOR

98 SKIRTING BOARDS
There's a full range of skirting boards to match every floor and taste

**104 INCIZO® PROFILE
5 IN 1**
One and the same profile can be used for all the finishes your floor needs

**105 EASY STAIR
SOLUTION** NEW
With the Incizo® profile you can now also finish your stairs as you like

106 CLEAN & CARE NEW
Quick•Step® Cleaning kit and other solutions to keep your floor in top condition



104



NEW

105




NEW

106



110



113



114

FAST INSTALLATION

- 108 UNDERLAYS**
Quick•Step® has the perfect underlay for each situation
- 110 EASY INSTALLATION**
Install your floor in no time thanks to the patented Uniclic® system

- 112 25-YEAR WARRANTY**
Why Quick•Step® gives you a 25-year warranty
- 113 A HEART FOR NATURE**
- 114 FLOOR ADVISER**
Design your own interior
- 115 RANGE OVERVIEW**
Your guide for a perfect laminate Quick•Step® floor

CHOOSE YOUR GENUINE AND MATCHING **QUICK•STEP®** SKIRTING BOARDS

WHY **QUICK•STEP®** SKIRTING BOARDS?

1. **MATCHING COLOURS**

For every floor, there's a Quick•Step® solution in the same design and colour.




2. **A WIDE RANGE**

The range includes different heights and widths of skirting boards, it's up to you to choose the one you like best.

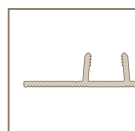
3. **SCRATCH RESISTANT, REAL LAMINATE SKIRTING BOARDS**

This means they can really take the rough and tumble of every day life!



There's a full range of skirting boards to match every floor and taste. Each solution has been quality tested just like your new Quick•Step® laminate floor. This means you benefit from the full Quick•Step® guarantee. That's years and years without worries.


EASY TO INSTALL WITH



Quick•Step® Track
see page 99



Quick•Step® Clips
see page 100



Quick•Step® One4All Glue
see page 101



PARQUET SKIRTING BOARD QSPSKR(-)
LARGO PARQUET SKIRTING BOARD QSLPSKR(-)

The clean lines of the parquet skirting board provide the final touch for any plank floor. The colour and structure of the parquet skirting are identical to that of your floor.

The Quick•Step® Largo parquet skirting board was especially developed to fit the larger length and width proportions of the Largo planks.

On the back of both skirtings, there is a groove to hide phone or computer cables.



CLASSIC ENGLISH SKIRTING BOARD QSOSKR(-)

This extra high, graceful skirting board was especially developed to give your Largo floor an elegant and classic finish. On the back of the skirting board, there is a groove to hide phone or computer cables.



QUICK•STEP® TRACK QSTRACKPV240

Install the above skirting boards easily with this made-to-measure rail. It can be attached to the wall with screws or with Quick•Step® One4All glue. Simply click the skirting board onto it and you're ready to go. Makes it possible to remove your skirting board for access to phone or computer cables.



240 cm x 5,8 cm x 12 mm



240 cm x 9 cm x 18 mm

STANDARD SKIRTING BOARD QSSKR(-)

A quality skirting board for every interior.

HIGH SKIRTING BOARD QSHSKR(-)

An extra high skirting board. An ideal solution for renovations.

TIP

The clips should be installed at the same time as your floor.



QUICK-STEP® CLIPS

Available for standard skirting and high skirting boards.

This revolutionary clip system for glueless and screwless installation of skirting boards ensures easy installation, and a 50% gain in time. The skirting board remains removable. Ask your dealer for the correct clips to fit your floor and skirting boards.

Content: 50 clips

UNICLIC® PATENTED TECHNOLOGY	↓ 7mm - 8mm ↑	↓ 9 mm ↑
SKR 58 x 12	QSClipSKRME7080	QSClipSKRME95
HSKR 90 x 12	QSClipHSKRME7080	QSClipHSKRME95



240 cm x 4 cm x 22 mm

RUSTIC SKIRTING BOARD QSRSKR(-)

A traditional skirting board, which is ideally suited to hide a wide expansion joint.



240 cm x 1,7 cm x 17 mm

SCOTIA QSSCOT(-)

No need to remove existing skirting boards, just cover the expansion joint with this handy solution.

TIP

Make sure the surface is dust and grease free. Don't apply too much glue.

QUICK•STEP® ONE4ALL GLUE QSGLE290

This multifunctional glue is specifically developed for all applications with the Quick•Step® solutions. It is perfect for quick and firm fixing of all the skirting boards to the wall, and for use with the Quick•Step® Incizo® profile and its sub-profiles.

Content: 290 ml





240 cm x 16 cm x 16 mm

PAINTABLE SKIRTING BOARD

This skirting board with patented Incizo® technology makes it possible to show your creativity and add that little extra touch of individuality to your interior.

Go for a classic or modern look, choose the height and colour yourself, in short create a look and feel that matches your own taste.

Available in three shapes:

- > Ovolo
- > Ogee
- > Torus



QSISKRWHITEMD240

1. Ovolo



QSISKROGEEMD240

2. Ogee



QSISKRTORUSMD240

3. Torus

ENDLESS COMBINATIONS

TIP

Each shape can be customized in height with the Incizo® knife included.



43,4 cm x 74,6 cm x 9 mm

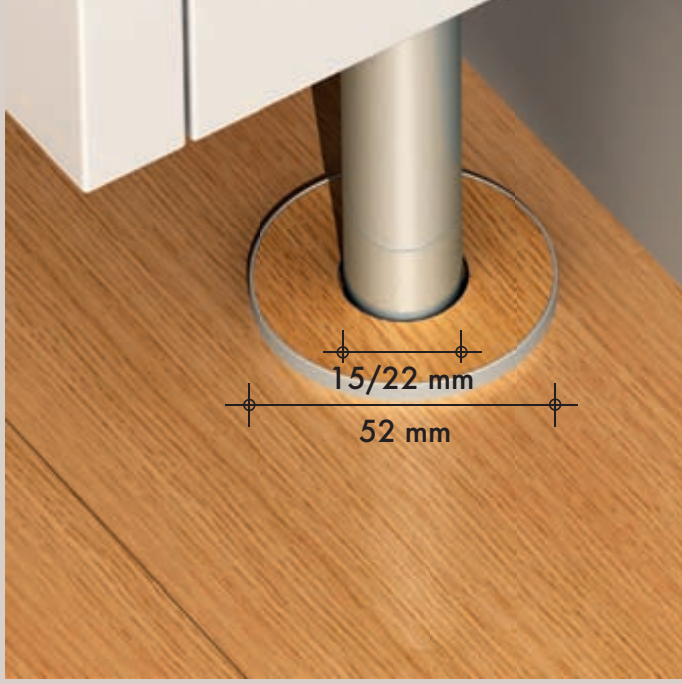
QUICK•STEP® DOORMAT QSDOORMAT

Quick•Step® has a doormat that fits neatly in your hallway and prevents grit and dirt from coming inside your home. Easy to install, and easy to keep clean - the door will open effortlessly and without any obstruction.

The doormat fits seamlessly in a strong aluminium frame. A very elegant and practical solution.

4 cleaning zones:

- > Scraping zone
- > Brushing zone
- > Drying zone
- > Collection zone



QUICK-STEP® RADIATOR PIPE COVERS QSRC(-)

To finish heating elements and pipes in harmony with your floor, our one pipe cover solution is suitable for different diameters - either 15 mm or 22 mm. Check your diameter and finish with a laminate round that matches your floor.

Content: 2 radiator covers per package.



TIP
Make sure the surface is dust and grease free.

QUICK-STEP® KIT QSKIT(-)

This elastic, acrylic-based paste is the ideal solution for those spots where you cannot install skirting boards or profiles. It's available in a colour fitting your floor, ask your dealer for advice.

Content: 310ml



TIP
Make sure the surface is dust and grease free.

5 m x 6 cm

QUICK-STEP® SELF-ADHESIVE LAMINATES QSSALA(-)

Use our self-adhesive laminate tape to finish the sides of staircases, skirting boards and profiles. A perfect finish to your floor.

INCIZO® , 1 - 2 - 3 - 4 ...

Quick•Step®'s patented Incizo® profile is a multifunctional finishing tool. One and the same profile can be used for all the finishes your floor needs.

WHY QUICK•STEP® INCIZO®?

- > **5 DIFFERENT APPLICATIONS** with 1 product
- > **PRACTICAL**
You create the profile you need for a perfect finish to your floor
- > **ECONOMICAL**
You can use any spare pieces of profile for other purposes, you won't have any excess profiles or leftovers
- > **SIMPLE**
You always have the right solution at hand
- > **NO INCONVENIENT SEAMS**
in comparison with other types of multifunctional profiles

Also available in metal gold, silver and bronze (not for stair application).



TIP

Use the included slitter to cut your Incizo® profile to the desired shape.

How can I link two floors of the same height?

With the Incizo® profile, cut as an expansion profile.



How can I solve variations in height - from one floor to another?

Use the Incizo® profile, cut as an adaptor profile.



How do I finish my Quick•Step® laminate floor near a wall or a window?

The Incizo® profile creates a clean end profile.



AND 5 IN 1

The Quick•Step® solution for your stairs



The Quick•Step® Incizo® profile can also be used to finish your stairs

- > **Seamless and subtle:** matching colour to your floor and a discrete transition.
- > **Applicable to any kind of staircase:** straight or turning, with or without stair nose, flush or non flush
- > **Simple and fast**

To be installed in combination with the appropriate aluminium sub-profile.
(To be ordered separately).



How can I connect my laminate floor to a carpet, and have a beautiful finish?

Use the Incizo® profile, cut as a transition profile.



Unlimited solutions for your stairs with the Quick•Step® INCIZO® PROFILE



Incizo® laminate profile QSINCP(-)(-)
> Dimensions: 215 cm x 48 mm x 13 mm
> Content: 1 Incizo®, 1 splitter and 1 plastic rail

Incizo® metal profile (not for stair application)
in silver, bronze or gold QSINCP(-)
> 2 dimensions: 270 cm x 47,4 mm x 11,4 mm or 93 cm x 47,4 mm x 11,4 mm
> Content: 1 Incizo®, 1 handle and 1 plastic rail
> Also available for commercial use in silver with metal rail, screws and plugs
QSINCPCSILVME270

KEEPING YOUR FLOOR IN **TOP CONDITION** IS EASY

Quick•Step® laminate is not only easy to clean, it's hygienic too. In fact the sealed surface prevents bacteria accumulating on the floor. This is good for the prevention of allergies.

We recommend dry cleaning the floor with the Quick•Step® microfibre duster. Occasionally damp cleaning can be done using a slightly wet mop.



Jane Aston
Schoolteacher

"I keep my floor dust free by using the Quick•Step® microfibre duster.

It's very quick to do and gives an instantly smart result. It's a dry cleaning so there's no mess - especially as all the dust goes directly onto my cloth.

Sometimes I use water to clean the floor, just a little is enough. I use the Quick•Step® cleaning product to get it clean, especially after the kids have been out playing and they come back with their muddy feet! It brings out the original colours of my floor, and shows off its true character."



QUICK•STEP® CLEANING KIT QSCLEANINGKIT(-)

All Quick•Step® floors are easy to maintain and keep clean, with the purpose-made Quick•Step® cleaning kit. Practical and easy to use, it comes with an adjustable handle, washable microfibre mop and cleaning product (750 ml). You can use it dry or slightly wet.

Also available individually:

- > **Quick•Step® Cleaning mop** QSCLEANINGMOP
- > **Quick•Step® Cleaning product 750 ml** QSCLEANING750
- > **Quick•Step® Cleaning product 2L** QSCLEANING2000



QUICK•STEP® FORCE STICK QSFORCE030

Stubborn stains (permanent marker, shoe polish, etc.) are removed in no time with Quick•Step® Force.

Content: 30 ml



QUICK•STEP® MIX & FIX QSMFIX(-)

Light damage is easily repaired in the original floor colour using Quick•Step® Mix & Fix. Available in 3 versions: dark wood, light wood and non-wood designs. With one version you can make 24 different colours, to restore the damaged plank quick and easily.

Contents: 1 tube of repair paste, 2 bottles of pigment and a spatula.

WHY YOU SHOULD CHOOSE A QUICK•STEP® UNDERLAY



1. PERMANENTLY SOUND-ABSORBING

A Quick•Step® underlay absorbs aggravating noises like dogs' paws and claws, high heels and loud music. These top-quality underlays will maintain their original thickness, and the result is optimum noise reduction for years and years.

2. HIGHLY DAMP-PROOF

Your floor is protected against rising damp.

3. LEVELLING EFFECT

Small irregularities or damage to the base floor are easily compensated with a Quick•Step® underlay.

4. IDEAL FOR UNICLIC®

The smooth surface of the underlays prevents parts of the underlay from getting stuck in between the Uniclic® tongue and groove during installation. Moreover all Quick•Step® underlays offer a stable base protecting the Uniclic® click system.

5. 2-IN-1 SYSTEM

A Quick•Step® 2-in-1 underlay will cut preparation time for the installation of your floor in half. The damp-proof membrane (DPM) with adhesive strip has already been integrated into the levelling underlay. This will save you a lot of time and effort.

6. SUITABLE FOR FLOOR HEATING

Quick•Step® underlays comply with all the European standards for underlays. They are tested to ensure that they do not produce any unpleasant odours or harmful gases when warmed. Visit our website or ask your dealer for specialist advice when installing floor heating in combination with Quick•Step® laminate.

**It is important to use a Quick•Step® underlay to preserve the quality of your floor.
Ask your dealer for a genuine Quick•Step® underlay and read our warranty conditions on page 112.**

1. SOLUTIONS TO REDUCE REFLECTION SOUND

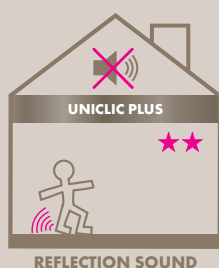
THIS IS THE SOUND YOU HEAR WHEN SOMEONE WALKS ACROSS YOUR FLOOR.

GOOD



QUICK-STEP® UNICLIC® PLUS
A good basis for places with less traffic.

Score reduced reflection sound: **
Score reduced transmission sound:
Delta Lw* = 19 dB
1 roll = 15m²/60m²
Thickness: 2mm



BETTER



QUICK-STEP® UNISOUND
Ideal for places where there is a lot of traffic.

Score reduced reflection sound: ***
Score reduced transmission sound:
Delta Lw* = 19 dB
1 roll = 15m²
Thickness: 2mm



BEST



QUICK-STEP® UNISOUND PRO
When only the best is good enough.

Score reduced reflection sound: ****
Score reduced transmission sound:
Delta Lw* = 19 dB
1 roll = 10m²
Thickness: 2 mm



2. SOLUTIONS TO REDUCE TRANSMISSION SOUND

THIS IS THE SOUND YOU HEAR WHEN SOMEONE WALKS ON THE FLOOR IN THE ROOM ABOVE YOU.



QUICK-STEP® TRANSITSOUND ULTRA
Ideal for an upper floor or apartment.

Score reduced reflection sound: *
Score reduced transmission sound: Delta Lw* = 21 dB
(in combination with 8 mm Quick•Step® laminate floor)
1 pack = 10m²
Thickness: 3mm



*ISO 140-8 norm (www.quick-step.com)

TIP

For highly uneven floors, use the Quick•Step® Softboard, combined with the Quick•Step® Screen.

QUICK-STEP® SOFTBOARD

This underfloor is produced from stable wood fibres. Levels out the unevenness in the base-floor. Perfect for installation on wooden floors. Not to be used with floor heating.

Dimensions: 860 x 590 x 6mm (1 panel).
20 panels/pack = 10,1 m²



QUICK-STEP® SCREEN

Double-sided damp-resistant membrane with reinforcement. Fewer joints when installing thanks to its larger surface. Protects against rising damp.

Dimensions: 25m² (5x5mx550µ)

EASY INSTALLATION



With the patented Uniclic® system, it's simple to install a Quick • Step® floor. You lay your floor in a "click" without having to use any glue - and it's easy and fast too.



Is Quick • Step® laminate easy to install?

Yes, it is. You can install your floor in no time thanks to Uniclic®.

You simply "click" your floor together. It's simple and very easy.

Does it take a long time?

No. It's much faster than other systems.


How does it work?

Uniclic® is one system, but there are 2 methods to lay it. Both are very useful.

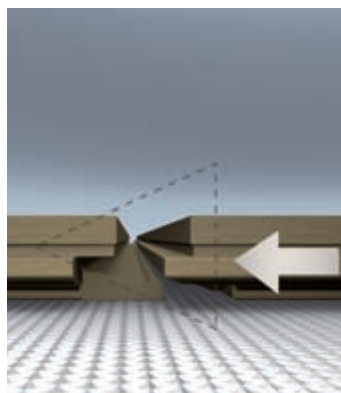
- Method 1: rotate and click
- Method 2: horizontal insertion with the tapping block or crowbar

What about places difficult to reach, such as under door bars and radiators?

In contrast to most other systems, the Uniclic® panels can also be joined together horizontally. This is essential when installing the last row of panels or in places where it is difficult or even impossible to rotate them (e.g. under door frames or radiators). Laying a floor in places that are difficult to reach becomes a piece of cake!



METHOD 1: ROTATE AND CLICK



METHOD 2: HORIZONTAL INSERTION





QUICK•STEP® INSTALLATION SET QSTOOL For the best installation of your floor without damaging it

Contents: the Quick•Step® tapping block - especially designed for the Uniclic® system; adjustable spacers to guarantee the expansion joints; crowbar in quality metal and sharp point - very handy in all situations.

The installation set is also available with installation DVD. QSTOOLDVD

TIP

Place a floor panel and underlay next to the doorframe to determine the saw height.



QUICK•STEP® HAND SAW QSTOOLSAW

This super handy Quick•Step® saw will help you saw door frames correctly, so that your floor will fit perfectly underneath. It has an adjustable handle and the saw blade is made of high-quality steel.

TIP

Only apply on the short sides of the plank.



QUICK•STEP® SEAL & CLICK QSSEAL125

Quick•Step® Seal & Click has been especially developed to provide prolonged protection for Quick•Step® Lagune (p.64) against moisture when being laid in bathrooms. It is elastic, transparent, does not stick and gives further protection against water.

WHY QUICK•STEP® IS MORE THAN HAPPY TO GIVE YOU A 25-YEAR WARRANTY ON THE FLOOR AND THE SOLUTIONS*



UP TO 10 TIMES MORE SCRATCH-RESISTANT

Scratch Guard technology is the end result of years of research and investment in the field of durability. The top layer of your floor has extra protection, for you to enjoy a beautiful, natural-looking floor for even longer.



UNICLIC®: EASY AND EXCEEDINGLY STRONG

You can click the planks together easily with the revolutionary Uniclic® system.



SPLASH WARRANTY

The watertight glued base plate and pre-tension of our click systems give excellent protection against surface moisture, such as a spilled drink.



SUITABLE FOR FLOOR HEATING*

Select the right underlay and install your floating Quick•Step® floor. So you can enjoy floor heating without any worries. (Ask your dealer for specialist advice).



* See technical specifications for accurate details.

RESISTANT TO CIGARETTE BURNS

If a lighted cigarette drops onto your floor and stays there it won't leave any traces behind.



HYGIENIC SURFACE EASY TO MAINTAIN

No dirt can accumulate, because the laminate has a sealed surface. So it's really easy to keep clean.



LIGHT AND SUN-RESISTANT (EN438-2,16/BL REF>6)

A Quick•Step® floor will discolour less when exposed to a lot of (sun)light. Which can't be said for many other floors.



IMPACT-RESISTANT

Quick•Step® makes top-quality HDF core boards in-house, to standards that are higher and thus better than the current EN standards. In combination with the resistant top layer, your laminate has the best possible protection against falling objects, stiletto heels, etc.



SOLID SOUND

The hard core plate has been optimised for use in our floors and, in combination with a Quick•Step® underlay yields a solid, pleasant sound.



ANTISTATIC

No annoying electrostatic discharges any more. Every Quick•Step® floor has undergone a unique and permanent antistatic treatment.



*Warranty

The use of solutions other than genuine Quick•Step® solutions can damage your Quick•Step® floor. In this case the warranty offered by Quick•Step® is no longer valid. We advise you to only use Quick•Step® solutions that are especially designed and tested for use with Quick•Step® floor panels.

Go & Classic: 20 year.

A HEART FOR NATURE

PEFC - PROGRAM FOR THE ENDORSEMENT OF FOREST CERTIFICATION SCHEMES

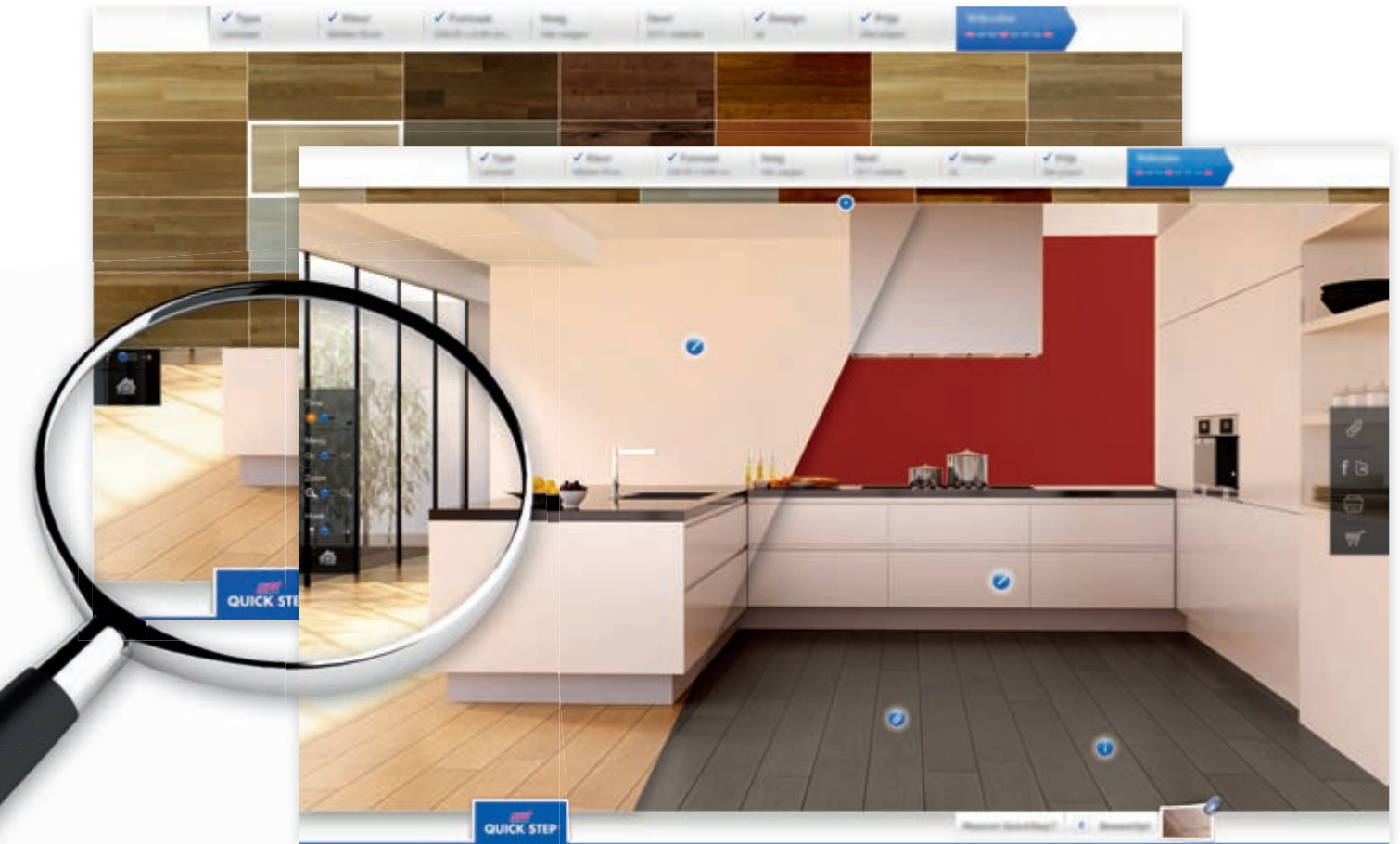
When you buy a Quick•Step® floor, you are putting an environmentally-friendly floor in your house.

For a long time already, Quick•Step® has the PEFC forest certification, so this means we are using environmentally sustainable wood in our laminate floors and skirting boards.



VISIT WWW.QUICK-STEP.COM

TRY OUR INTERIOR DESIGNER TOOL



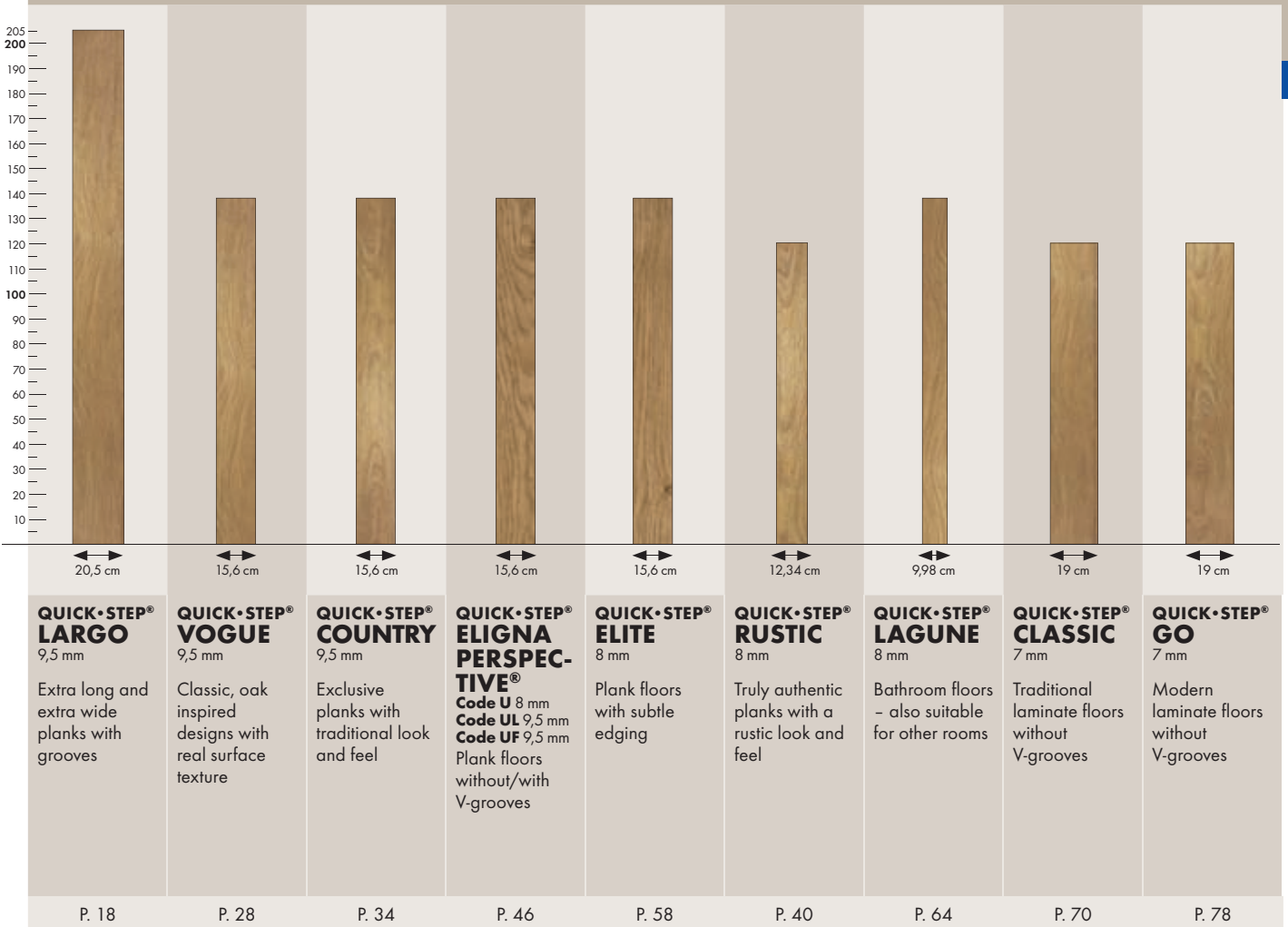
Design your interior by first selecting the layout of your room, and choosing the colour scheme for both your furniture and walls.

Chop and change the floor designs until you find what suits you best.

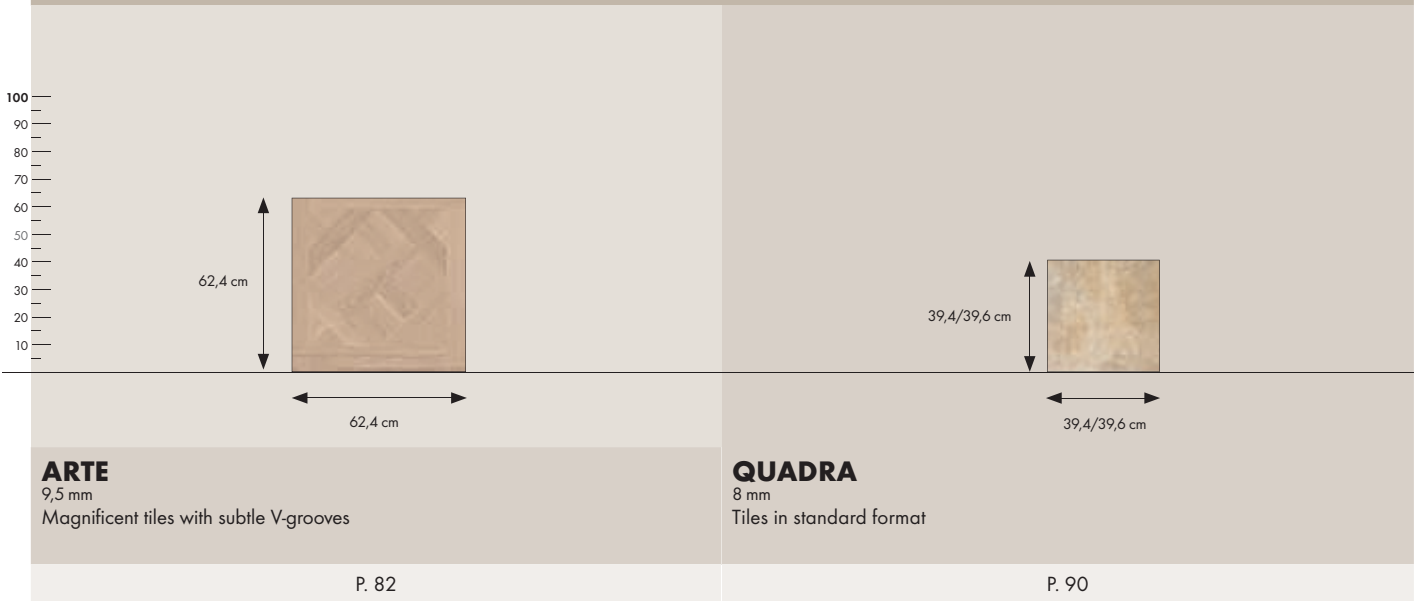


YOUR GUIDE FOR A PERFECT LAMINATE FLOOR

PLANKS



TILES



>YOUR QUICK • STEP® POINT OF SALE

