



Solid Waste Management Plan Update

2015

**Joint Solid Waste Management District of
Defiance, Fulton, Paulding and Williams Counties**

Prepared by



Table of Contents

I.	Introduction.....	I-1
	A. Plan Approval Date, Counties in District, and Planning Period Length.....	I-1
	B. Reasons for Plan Submittal	I-1
	C. Process to Determine Material Change in Circumstances	I-1
	D. District Formation and Certification Statement	I-4
	E. Policy Committee Members	I-5
	F. Board of County Commissioners	I-7
	G. District Address and Phone Number.....	I-8
	H. Technical Advisory Committee and Other Subcommittees.....	I-8
II.	Executive Summary	II-1
	A. Section I. Introduction	II-2
	B. Section III. Inventories	II-5
	C. Section IV. Reference Year Population, Waste Generation and Waste Reduction	II-8
	D. Section V. Planning Period Projections and Strategies.....	II-12
	E. Section VI. Methods of Management: Facilities and Programs to be Used	II-17
	F. Section VII. Measurement of Progress Toward Waste Reduction Goals.....	II-21
	G. Section VIII. Cost of Financing Plan Implementation.....	II-22
	H. Section IX. District Rules	II-25
III.	Inventories.....	III-1
	A. The Reference Year	III-1
	B. Existing Solid Waste Landfills	III-1
	C. Existing Incinerators and Resource Recovery Facilities.....	III-3
	D. Existing Transfer Facilities	III-4
	E. Existing Recycling Activities	III-4
	F. Existing Composting/Yard Waste Management Facilities.....	III-5
	G. Facilities Used by the District which are Located Outside Ohio	III-6
	H. Existing Open Dumps and Waste Tire Dumps	III-7
	I. Ash, Foundry Sand, and Slag Disposal Sites.....	III-7
	J. Map of Facilities and Sites.....	III-7
	K. Existing Collection Systems – Haulers	III-7
IV.	Reference Year Population, Waste Generation, and Waste Reduction.....	IV-1
	A. Reference Year Population and Residential/Commercial Waste Generation	IV-1
	B. Industrial Waste Generation	IV-2
	C. Exempt Waste	IV-2
	D. Total Waste Generation	IV-2
	E. Reference Year Waste Reduction	IV-3
	F. Existing Waste Reduction/Recycling Activities.....	IV-6
	G. Total Waste Generation: Historical Trends of Disposal Plus Waste Reduction	IV-26
	H. Reconciliation of Waste Generation	IV-27
	I. Waste Composition	IV-28

V.	Planning Period Projections and Strategies	V-1
A.	Planning Period	V-1
B.	Population Projections	V-1
C.	Waste Generation Projections	V-2
D.	Projections for Waste Stream Composition.....	V-8
E.	Waste Reduction Strategies through the Planning Period.....	V-8
VI.	Methods of Management: Facilities and Programs to be Used.....	VI-1
A.	District Methods for Management of Solid Waste	VI-1
B.	Demonstration of Access to Capacity	VI-2
C.	Schedule for Facilities and Programs: New, Expansions, Closures, Continuations.....	VI-4
D.	Identification of Facilities.....	VI-4
E.	Authorization Statement to Designate.....	VI-4
F.	Waiver Process for Undesignated Facilities.....	VI-4
G.	Siting Strategy for Facilities.....	VI-5
H.	Contingencies for Capacity Assurance and District Program Implementation..	VI-13
VII.	Measurement of Progress Toward Waste Reduction Goals	VII-1
A.	District Will Comply with Goal(s) Identified.....	VII-2
B.	Demonstration of Compliance with Goal #1	VII-2
C.	Calculating Goal #2, the Waste Reduction Rate (WRR)	VII-5
VIII.	Cost and Financing of Plan Implementation	VIII-1
A.	Funding Mechanisms and Amount of Money Generated.....	VIII-1
B.	Costs of Plan Implementation	VIII-5
C.	Funds Allocated from ORC 3734.57(b), ORC 3734.572 and ORC 3734.573	VIII-9
D.	Contingent Funding or Financing	VIII-10
E.	Summary of Costs and Revenues	VIII-11
IX.	District Rules.....	X-1
A.	Existing Rules.....	X-1
B.	Proposed Rules.....	X-1

Appendices

- Appendix A Resolutions for District Formation
- Appendix B Public Notices for Public Hearing and Public Comments
- Appendix C Resolutions and Certification Statement
- Appendix D Identification of Consultant Retained for Plan Preparation
- Appendix E District Map
- Appendix F Industrial Survey Results
- Appendix G Residential/Commercial/Industrial Survey Instruments

I. Introduction

A. Plan Approval Date, Counties in District, and Planning Period Length

1. *Currently approved plan:*

Date of approval:	June 9 th , 2009
Counties within District:	Defiance, Fulton, Paulding, Williams
Years in planning period:	15

2. *Plan to be implemented with approval of this document*

Counties within district:	Defiance, Fulton, Paulding, Williams
Reference Year for this Plan:	2011
Years in planning period:	15
Year 1 of planning period:	2015

B. Reasons for Plan Submittal

This update to the Joint Solid Waste Management District of Defiance, Fulton, Paulding, and Williams (hereafter referred to as the “District”) solid waste management plan (hereafter referred to as “Plan Update”) represents the District’s triennial update to its solid waste management plan as required by Ohio Revised Code (ORC) Section 3734.56. This is a mandatory five-year plan update. This Plan Update was prepared in accordance with ORC Section 3734.55(D) and as required by ORC Section 3734.56(A).

C. Process to Determine Material Change in Circumstances

The District will monitor activity within the District on an ongoing basis to assess material changes and determine if a plan amendment is necessary. Such determinations will be controlled by the following process:

Criteria

Material changes are those that depart significantly from the current status as reported in this Plan Update. The District will evaluate the following whether any significant changes occur in the following areas:

- Facility designations;
- Flow control of waste;
- Waste generation;
- Disposal;
- Incineration;
- Composting and recycling capacity;
- Availability of revenues for plan implementation;
- Procedures for plan implementation; and
- Timetables for implementation of programs and activities

Monitoring Procedures

Monitoring for changes within the District is an ongoing activity. Program managers assigned to implement the activities and programs for the individual counties within the District are also responsible for assessing change. Managers are intricately involved with the planning, implementation, and reporting of District Activities in their areas and are positioned to recognize any material deviation. Once recognized, District managers report these changes to the District Coordinator, who compiles a District-wide report that is presented to the Board of Directors and Policy Committee. In addition, an annual survey is conducted by each District Manager for the purpose of determining the effectiveness of District activities. The results from this survey are compiled by the District Coordinator and are used to indicate District-wide material changes and to create the District Annual Report. These changes are also reported to the Board of Directors and Policy Committee for analysis. The Policy Committee will then make determinations to address these portions of the plan that may need to be modified as a result of the material change.

Timetable

Once a change is determined, the Board of Directors and the Policy Committee will analyze and implement such changes within one year. No amendments will be made to the plan until results from the annual survey are completed for the year following the determination. In this way, the Board and the Policy Committee can monitor the effects of the change on the District, determine if the change is permanent, and take appropriate action based on regular observation. Changes which do not require monitoring, such as the addition of a waste facility, will also be amended after at least a one year period to ensure their viability.

Notification

Once it has been determined that an amendment is required, the Board of Directors will instruct the Policy Committee to amend the plan. The Policy Committee will comply with the following procedures of ORC 3734.55 for all plan amendments, which includes required notifications:

1. Amended Plan Submittal
After final review by the Board, a draft will be forwarded to the director of OEPA for preliminary review and comment. After receipt of such comment from the director, the committee will consider revisions to the amendment that it deems appropriate based on the director's opinion.
2. Public Comment Period
The Committee will then publish in at least two newspapers of general circulation in the District a public notice that describes the amendment, specifies the location where it is available for review, and establishes a period of thirty days for comments concerning the amendment. The Committee will send written notice of the amendment to adjacent county and joint districts and shall make it available for review by those districts, by the board of county commissioners of each county forming the district, by all municipal corporations and townships within the joint district, and the public. The committee will also send written notice of the plan to the director and to the fifty industrial, commercial, or institutional generators of solid wastes within

the District that generate the largest quantities of solid wastes as determined by the Board and the local chambers of commerce. All such written notices to Ohio EPA and the fifty largest generators will include the date, time and location of the public hearing to be held for the plan; the dates when the comment period begins and ends; and a description of the amendment to the plan.

3. **Public Hearing**
Within fifteen days after expiration of the comment period, the committee will conduct a public hearing concerning the amendment and, at least fifteen days before the hearing, will publish in at least two newspapers of general circulation within the District a notice containing the time and place of the hearing and the location where the amendment is available for review.
4. **Policy Committee Adoption**
After the public hearing, the committee may modify the amendment based on the public's comments and will adopt or reject it by a majority vote. Within thirty days after adoption of the amendment, the committee will deliver a copy of it to the board of county commissioners of each county forming the District and to the legislative authority of each municipal corporation and township under the jurisdiction of the District. The policy committee will deliver copies of the plan by certified mail or hand delivery. The ratification process of 90 days will not begin until it is confirmed that all governmental entities have received plan copies.
5. **Local Approval**
Within ninety days after receiving a copy of the amended plan adopted by the committee, each board and legislative authority will approve or disapprove the amendment by ordinance or resolution, and deliver a copy of the ordinance or resolution to the policy committee. No conditions or amendments shall be attached to any resolution or ordinance adopted by any legislative authority approving the plan. Any such attachment or amendment will be disregarded and full approval status will be recorded for that jurisdiction. Jurisdictions failing to vote on the plan within a 90 day period will be considered and recorded as disapproving the plan. The policy committee will declare the amendment to be ratified upon determination that the board of county commissioners of each county forming the District has approved the amendment and that the legislative authorities of a combination of municipal corporations and townships with a combined population within the joint District comprising at least sixty percent of the total population of the District have approved the amendment, provided that, the combination includes the municipal corporation having the largest population within the boundaries of both the county in which the municipal corporation is located and the District.
6. **Ohio EPA Review**
Upon local ratification, the policy committee will submit the amended plan to the Director for review and approval (or disapproval). If the plan is disapproved by the Director, a revised amendment addressing any

deficiencies will be prepared by the committee and resubmitted to the Director within ninety days. The committee will draft a revised amendment, adopt the amendment by majority vote, and deliver a copy of the revised amendment to the board of county commissioners of each county forming the District and to the legislative authority of each municipal corporation and township under the jurisdiction of the District. Approval or disapproval of the amendment will be required within twenty- one days of its delivery. Upon ratification, the plan will be resubmitted to the Director.

D. District Formation and Certification Statement

The District is a multi-county district comprised of Defiance County, Fulton County, Paulding County and Williams County. The Board of Commissioners in Defiance County, Fulton County, Paulding County and Williams County passed Resolutions and an Agreement in July 1989 establishing the Joint Solid Waste Management District of Defiance, Fulton, Paulding and Williams County.

The Joint Solid Waste Management District of Defiance, Fulton, Paulding and Williams County obtained approval of its first solid waste management plan in 1992. There have been no changes in the configuration of the District since the District's original solid waste management plan was approved. Copies of resolutions pertaining to the formation of the Joint Solid Waste Management District of Defiance, Fulton, Paulding and Williams County are included in Appendix A.

Appendix B contains all public notices as they appeared in the local newspapers publicizing hearings and comments for this Plan Update.

Appendix C contains a certification statement signed by members of the Board asserting the contents of the Plan Update are true and accurate. This appendix contains a certification statement for the draft Plan Update and the ratified amended Plan Update. Appendix C contains a resolution from the Board adopting the Plan prior to ratification and certifying the Plan Update is properly ratified in accordance with ORC 3734. Appendix C also includes a list of all political jurisdictions in the District which voted on the ratification of the plan, the population represented by each, and the percentage of population of the district as represented by the political jurisdictions which ratified the plan as well as a copy of all resolutions from the political jurisdictions.

E. Policy Committee Members

The Policy Committee for the District is comprised of seven members from each member county. These members will include:

- The president of the board of county commissioners or his designee;
- The mayor, or a representative chosen to act on his/her behalf, of the largest city in each county;
- A member representing the townships within each county chosen by a majority of the boards of township trustees within the county;

- The health commissioner from each county, or a representative appointed by the health commissioner to act on behalf of each county’s health department;
- One industrial representative from each county to act on behalf of the industries located within that county; and
- Two public members from each member county representing the general interests of citizens and who have no conflict of interest through affiliation with a waste management company or with any entity that is a significant generator of solid wastes.

The following committee members are listed in accordance with the political jurisdictions and constituencies they represent:

Defiance County	
Representing	Policy Committee Member
County Commissioner	Otto L. Nicely, Chairperson Policy Committee
Mayor	Lee Rausch, City of Defiance Mayor Designee
Township Trustee	Charles Bakle Jr
Health Commissioner	Kim Moss, Health Commissioner
Industrial Representative	Noah McManus
Public Member	Darrell Handy
Public Member	Larry Haver
Fulton County	
Representing	Policy Committee Member
County Commissioner	Ziad Musallam, County Commissioner Designee
Mayor	Doug Shaw, City of Wauseon Mayor
Township Trustee	Kenneth Leupp
Health Department	Michael Oricko
Industrial Representative	Nathan Berry
Public Member	John Sanderson

Public Member	Pat Riley
Paulding County	
Representing	Policy Committee Member
County Commissioner	Tony Zartman
Mayor	Greg White, City of Paulding Mayor
Township Trustee	Jay Dangler
Health Commissioner	Brandi Schrader, Health Commissioner Designee
Industrial Representative	Jeff Hunyor
Public Member	Eileen Kochensparger
Public Member	Robin Harris
Williams County	
Representing	Policy Committee Member
County Commissioner	Alan Word
Mayor	Doug Johnson
Township Trustee	James Davis
Health Department	Kim Shoup, Health Commissioner Designee
Industrial Representative	Jim Huston
Public Member	Alan Benjamin
Public Member	Jerry Lemons
At Large Member	
Public Member	Mike Speelman

F. Board of Directors

The Board of Directors and the county each represents are comprised of:

County	Commissioner
Defiance	James E. Harris Jr.
	Thomas L. Kime
	Otto L. Nicely, Chairperson
Fulton	Perry Rupp
	Paul Barnaby
	William Rufenacht
Paulding	Roy Klopfenstein
	Fred Pieper
	Tony Zartman
Williams	Brian A. Davis
	Lewis D. Hilkert
	Alan L. Word

G. District Address and Phone Number

Joint Solid Waste Management District Defiance, Fulton, Paulding, and Williams Counties

Contact: Timothy J. Houck, District Coordinator

Location: 500 Court Street, Suite E
 Defiance, Ohio 43512

Telephone: (419) 782-5442

FAX: (419) 784-3268

E-mail: thouck@defiance-county.com

Web Page: www.4cswd.com

H. Technical Advisory Committee and Other Subcommittees

The District established a district advisory committee (DAC) to consider and make suggestions to the District’s Policy Committee (DPC) in the last *Plan Update*. The DAC will continue to provide input to the DPC in this *Plan Update* regarding the following:

- District’s solid waste management programs;
- How the District’s programs may be improved;
- New programs that may benefit the District; and
- Suggestions pertaining to the District’s solid waste management plan

The DAC consists of a representative from each of the following:

- The Williams County Landfill or successors in interest;
- The Defiance County Landfill;
- The Fulton County Transfer Station;

- Werlor's Waste Control & Recycling or successor in interest;
- The waste collection and recycling industry; and
- The District's Coordinator, who shall serve as a member of DAC, and the liaison to the DPC and the Districts Board of Directors.

Members of the DAC shall elect one of their members to serve as a chairperson of the committee. The management of the Williams County Landfill, Defiance County Landfill, Werlor's Waste Control and Recycling and the Fulton County Transfer Station, shall each recommend persons to represent their respective facilities on the DAC who, upon approval of the DPC, shall be appointed. The DPC shall appoint a person to serve as the recycling industry representative. The DAC may include such additional members as are recommended and appointed by the DPC. Appointees to the DAC shall serve a two-year term, commencing on January 1st of every even numbered year. Members of the DAC may be appointed to successive terms. The DAC shall meet quarterly. Recommendations by the DAC to the DPC pertaining to implementation of District programs, proposed new programs, or the preparation of the District's solid waste management plan, shall be made in writing and submitted to the DPC for its review and consideration.

Although it is the primary responsibility of the District Coordinator and the program managers of each county to implement activities which satisfy plan requirements, the DAC will provide input.

II. Executive Summary

The Joint Solid Waste Management District of Defiance, Fulton, Paulding and Williams Counties (District) is required by Section 3734.54 of the Ohio Revised Code (ORC) to periodically update its solid waste management plan (Plan Update). This Plan Update will cover a fifteen-year planning period beginning in 2015 and ending in 2029. This Plan Update includes a description of District programs and projections for solid waste generation, recycling and disposal for fifteen years. This Plan Update identifies the District's strategies for managing the District's facilities and programs and provides an assessment on achieving statewide recycling and waste reduction goals. This Plan Update follows Ohio EPA's format version 3.0. The format requires specific narrative information and data tables. There are nine major sections to the Plan Format.

- Section I – includes basic information about the District and an important section on determining when material changes would require an amendment to the Plan Update.
- Section II – is an Executive Summary and includes brief narrative descriptions of each section in the Plan Update.
- Section III – includes an inventory of facilities, activities, and haulers used by the District in the reference year (2011).
- Section IV – includes the reference year statistics for the Plan Update including population data, waste generation and waste reduction estimates for the residential/commercial sector and the industrial sector.
- Section V – includes projections of population, waste generation and waste reduction for each year of the planning period.
- Section VI – includes the District's management of facilities and programs to be used by the District throughout the planning period.
- Section VII – presents how the District meets the state waste reduction and recycling goals.
- Section VIII – includes a presentation of the financial resources of the District necessary to implement this Plan.
- Section IX – District rules proposed, approved and authorized for adoption are presented by the District.

This Executive Summary provides an overview of each section of the Plan Update.

A. Section I Introduction

Section I. Introduction includes basic information about the District, including:

- Plan Approval Date;
- Counties in District;
- Planning Period Length;
- Reasons for Plan Submittal;
- Process to Determine Material Change in Circumstances;
- District Formation;
- Description of Policy Committee Members;
- Description of Board of Directors;
- District Address and Phone Numbers; and
- Description of the Technical Advisory Council and Other Subcommittees.

The District includes all incorporated and unincorporated territory in Defiance, Fulton, Paulding, and Williams Counties.

The current Plan (2009 Plan) was approved by Ohio EPA on June 9, 2009 and includes a fifteen-year planning period. This *Plan Update* begins with the planning year 2015 and includes a fifteen-year planning period.

The Board of Trustees governs the District (hereinafter referred to as the “Board”). The following table lists the current Board:

Commissioner	County
James Harris Jr.	Defiance
Thomas L. Kime	Defiance
Otto L. Nicely Chair Person, Board of Directors	Defiance
Perry Rupp	Fulton
Paul Barnaby	Fulton
William Rufenacht	Fulton
Roy Klopfenstein	Paulding
Fred Pieper	Paulding
Tony Zartman	Paulding
Brian Davis	Williams
Lewis D. Hilkert	Williams
Alan L. Word	Williams

The following committee members are listed in accordance with the political jurisdictions and constituencies they represent:

Defiance County	
Policy Committee Member	Representing
Otto Nicely	County Commissioner Chair Person, Policy Committee
Lee Rausch	City of Defiance Representative (Mayor Designee)
Charles Bakle Jr	Township Trustee
Kim Moss	Health Department (Health Commissioner)
Noah McManus	Industrial Representative
Darrell Handy	Public Member
Larry Haver	Public Member

Fulton County	
Policy Committee Member	Representing
Ziad Musallam	County Commissioner Designee
Doug Shaw	City of Wauseon Mayor
Kenneth Leupp	Township Trustee
Michael Oricko	Health Department
Nathan Berry	Industrial Representative
John Sanderson	Public Member
Pat Riley	Public Member

Paulding County	
Policy Committee Member	Representing
Tony Zartman	County Commissioner
Greg White	City of Paulding Mayor
Jay Dangler	Township Trustee
Brandi Schrader	Health Department (Health Commissioner Designee)
Jeff Hunyor	Industrial Representative
Eileen Kochensparger	Public Member
Robin Harris	Public Member

Williams County	
Policy Committee Member	Representing
Alan Word	County Commissioner
Doug Johnson	City of Bryan Mayor
James Davis	Township Trustee
Kim Shoup	Health Department (Health Commissioner Designee)
Jim Huston	Industrial Representative
Alan Benjamin	Public Member
Gerry Lemons	Public Member

At Large Member	
Policy Committee Member	Representing
Mike Speelman	Public Member

Technical Advisory Council and Other Subcommittees

The District established a district advisory committee (DAC) to consider and make suggestions to the District’s Policy Committee (DPC) in the last *Plan Update*. The DAC will continue to provide input to the DPC in this *Plan Update* regarding the following:

- District’s solid waste management programs;
- How the District’s programs may be improved;
- New programs that may benefit the District; and
- Suggestions pertaining to the District’s solid waste management plan.

Process to Determine Material Change in Circumstances and Amend the Plan

The Joint Solid Waste Management District of Defiance, Fulton, Paulding and Williams Counties (hereafter referred to as the “District”) will monitor activity within the District on an ongoing basis to assess material changes and determine if a plan amendment is necessary. Such determinations will be controlled by the following process:

Criteria used for determination of material change

Material changes are those that depart significantly from the current status as reported in this Solid Waste Management Plan Update (Plan Update). The District will evaluate the following whether any significant changes occur in the following areas:

- Facility designations;
- Flow control of waste;
- Waste generation;
- Disposal;
- Incineration;
- Composting and recycling capacity;
- Availability of revenues for plan implementation;
- Procedures for plan implementation; and
- Timetables for implementation of programs and activities.

The District will monitor the above listed areas that could cause a material change in the District’s solid waste plan and advise the Board of Directors according to the procedure listed in Section I.

B. Section III – Inventories

Section III provides an inventory of facilities, programs and activities during the reference year of the Plan Update. The reference year for the Plan Update is 2011.

1 Existing Solid Waste Landfills

The District utilized four in-district landfills, five out-of-district landfills and three out-of-state landfills that provided disposal capacity for District waste. Approximately 275,092 tons of solid waste was disposed by District residents, commercial businesses and industry in 2011. Of the landfills that were not considered captive, the Defiance County Landfill managed 73,874 tons or twenty-seven percent of the District’s solid waste and the Williams County Landfill managed 38,755 tons or fourteen percent. The two in-district captive landfills managed 134,936 tons or forty-five percent of the District’s solid waste.

The following graph depicts the landfills used by the District in 2011:

Figure II-1 Transfer and Landfill Facilities Receiving District Solid Waste

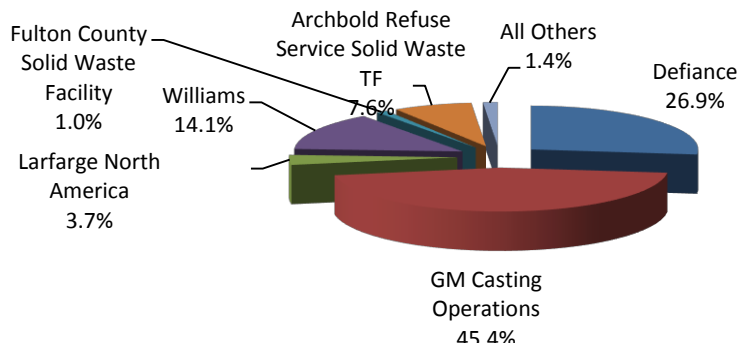


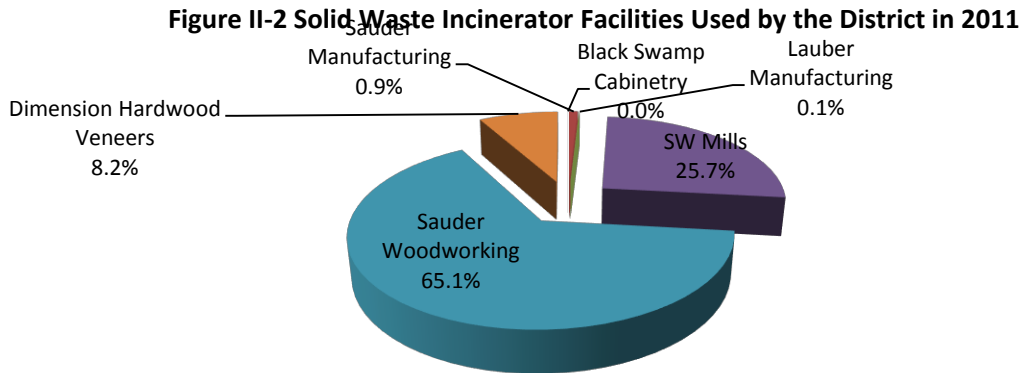
Table ES-4 presents the landfills used by the District, the total amount of waste accepted and the remaining capacity at those facilities.

2. Existing Incinerators and Resource Recovery Facilities

Table III-2, “Solid Waste Incinerators and Waste-to-Energy Facilities Used by the District,” presents a list of all publicly available and captive existing solid waste incinerators and waste- to-energy facilities used by the District. This listing includes all in-District, out-of-District, and out-of-state facilities. No publicly available incinerators or resource recovery facilities currently exist within the District. Information in this section has been obtained through results from surveys and direct inquiry.

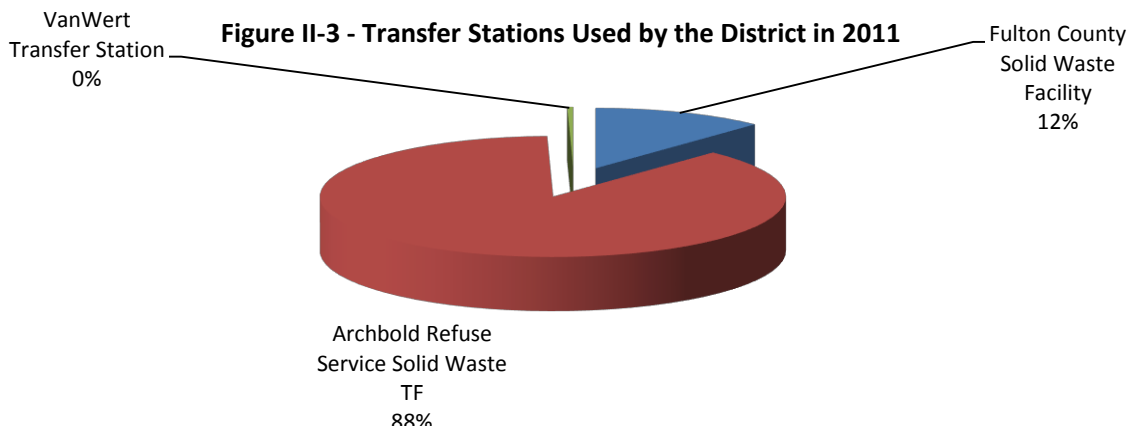
The industrial facilities incinerated a total of 61,222 tons of District solid waste (wood) in 2011. Sauder Manufacturing managed 39,862 tons of solid waste (wood) from the District or sixty-five percent of the solid waste managed at incinerators and SW Mills managed 15,755 tons or approximately twenty-six percent. The remaining four incinerators facilities managed 5,605 tons or nine percent. All six incinerators landfilled approximately 20,407 tons of ash resulting in a net waste reduction amount of 40,815 tons. The incineration process was primarily used for waste reduction and facility

heating. The following graph depicts the incinerators used by the District in 2011 and their respective market share.



3. Existing Transfer Facilities

The District utilized three transfer facilities in 2011. These transfer facilities processed 23,790 tons of District solid waste in 2011. Archbold Refuse Service Solid Waste Transfer Facility managed 20,833 tons of solid waste from the District or eighty-eight percent of the solid waste managed at transfer stations. The remaining two transfer facilities managed 2,956 tons or twelve percent. The following graph depicts the transfer stations used by the District in 2011 and their respective market share.



4. Existing Recycling and Household Hazardous Waste Collection Activities

In 2011, the District had nine communities that operated non-subscription curbside recycling programs and four communities that operated a subscription curbside recycling program. Each of the programs collected at a minimum aluminum cans, steel cans, glass, old newspapers and plastic.

The District had fifty-one drop-off recycling locations throughout the District in 2011. Of these facilities, twelve were full time and thirty-nine were part time. The drop-off

facilities collected at a minimum aluminum cans, steel cans, newsprint, and plastic. Some facilities also collected magazines, paperboard, mixed paper, and glass.

In addition to the drop-offs, there were several other scrap dealers and recyclers that accepted materials from the commercial and industrial sectors within the District. These facilities accepted aluminum, steel, white goods, other metals, scrap tires, used oil, and batteries. The total recyclables processed from these facilities in 2011 was 804,930 tons.

5. Existing Composting/Yard Waste Management Facilities

In 2011, the District had twenty composting/yard waste management facilities in operation. Of the facilities that reported, there was 18,161 tons of yard waste collected and recycled in the reference year.

6. Existing Open Dumps and Waste Tire Dumps

In 2011, there were seven waste tire sites and one general refuse/tire site in the District. Since the previous plan, one waste tire dumpsite and three general refuse sites have been cleaned.

7. Ash, Foundry Sand and Slag Disposal Sites

There are no unpermitted or unlicensed foundry sand or slag disposal sites located in the District, or used by the District in the reference year. Table III-9, "Ash, Foundry Sand, and Slag Disposal Sites Used by the District", identifies no facilities. All permitted or licensed facilities are identified in Table III-1. There was one foundry sand/slag disposal site in the District. The GM Power Train Site in Defiance, Ohio has been in operation for many years although the initial date of operation is not known to the District.

8. Map of Facilities and Sites

Maps of facilities and site locations have been included in Appendix E.

9. Existing Collection Systems - Haulers

In 2011, the District had three public sector and fifteen private sector haulers listed in Table III-10.

C. Section IV – Reference Year Population, Waste Generation and Waste Reduction

Section IV presents statistics and programs operating in the reference year 2011.

1. Reference Year Population and Residential/Commercial Waste Generation

Reference Year Population and Residential/Commercial Generation include an estimate of the District's 2011 population. Population was based on estimates from the Ohio

Department of Development Office of Strategic Research. The 2011 population adjusted estimate for the District was 138,403.

Residential and Commercial waste generation was 111,895 tons based on the District population, the residential/commercial waste generation rate is 4.43 pounds per person per day.

2. Industrial Waste Generation

The District used information from industries responding to the survey as well as Appendix JJ of the Ohio EPA Plan format to estimate total industrial waste generated.

The District had 193 industries in SIC codes 20 and 22 through 39. Approximately 41% (79) of the industries responded to the survey. Approximately 11,056 out of 15,698 of the employees were represented by the survey results (73%).

The District calculated the generation rate and tons of waste generated per employee, for each SIC code from the survey respondents. For those SIC codes where no industries responded, the District used the generation rate from Appendix JJ of the Ohio EPA Plan format to estimate waste generated. The District calculated a total of 519,971 tons of industrial waste generation.

3. Exempt Waste

Exempt waste is material such as construction and demolition debris which is not defined as a solid waste. In 2011, the District generated 22,972 tons of exempt waste.

4. Total Waste Generation

Table IV-4, "Reference Year Total Waste Generation for the District" presents the total waste generated using national and industrial projections. Using the national averages adjusted by Ohio EPA, the District calculated 654,838 tons of waste was generated in 2011. The generation rate in pounds per person per day is estimated at 25.93. This included residential/commercial waste generation of 111,895 tons (Table IV-1), 519,970 tons (Table IV-2) of projected industrial waste and 22,972 tons of exempt waste (Table IV-3). This was less than the 1,142,131 tons of waste generation calculated using landfill data (275,092 tons) and reported recycling and waste reduction (867,039 tons), including exempt waste. For further discussion on reconciling the waste generation values see Section IV.H.

5. Reference Year Waste Reduction

Residential/commercial waste reduction that occurred in the District during the reference year is summarized in Table IV-5, "Reference Year Residential/Commercial Waste Reduction in the District". The District had 68,364 tons of residential/commercial waste recycled in 2011. This total includes the reported materials recycled by communities and commercial entities (50,204 tons) and compost facilities (18,161 tons).

6. Existing Waste Reduction/Recycling Activities for Residential/Commercial and Industrial Sector

RESIDENTIAL/COMMERCIAL RECYCLING PROGRAMS

In 2011, the following programs were implemented:

- Curbside Recycling Programs
- Drop-off Recycling Programs
- Mobile Drop-off Recycling Programs
- Yard Waste Management Programs
- Household Hazardous Waste (HHW) Management Program
- Scrap Tire Collection Program

RESIDENTIAL/COMMERCIAL SECTOR EDUCATION AND AWARENESS PROGRAMS

Education and community outreach efforts in place during 2011 included:

- K-12 Programs
- Secondary education and Adult Programs
- District Program Brochure
- Portable Standing Displays
- Media Campaign

RESIDENTIAL/COMMERCIAL GRANT PROGRAMS

Residential/commercial grant programs taking place during 2011 included:

- Community Development Grants

RESIDENTIAL/COMMERCIAL/INDUSTRIAL MARKET DEVELOPMENT PROGRAMS

Residential/commercial/industrial development programs taking place during 2011 included:

- Market Development Grants

INDUSTRIAL SECTOR EDUCATION AND AWARENESS AND RECYCLING PROGRAMS

Industrial sector education and awareness and recycling programs taking place during 2011 included:

- Technical Assistance Program

OTHER PROGRAMS

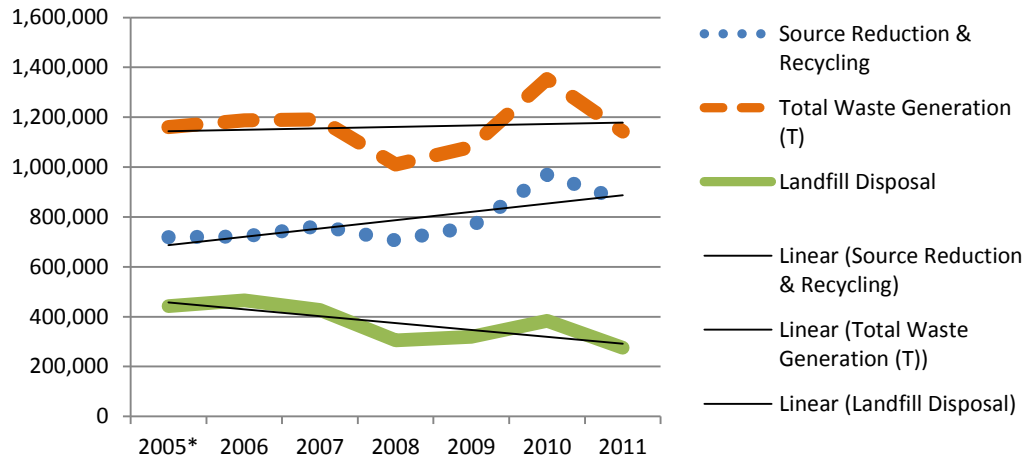
Other programs taking place during 2011 included:

- Roadside Litter Collection Program
- Annual District Report
- Waste Streams Restricted from Landfill and Incinerator

7. Total Waste Generation: Historical Trends Plus Waste Reduction

The following graph shows the historical waste generation, landfill disposal, and waste reduction data for the District from 2005-2011

Figure II-4 Historical Waste Reduction, Disposal and Generation



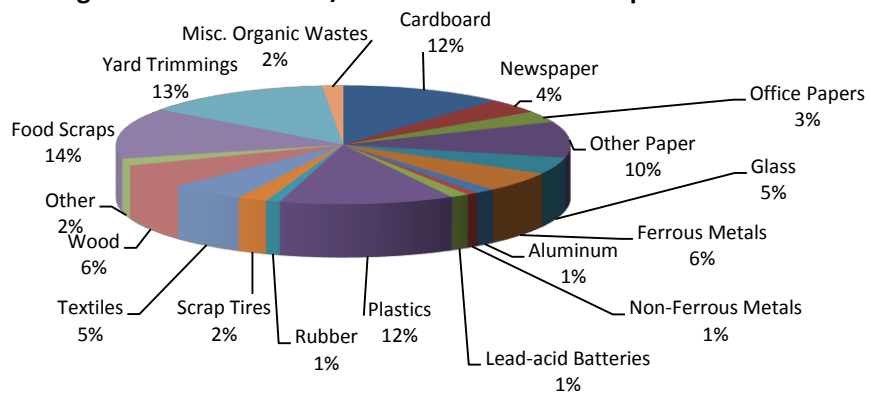
8. Reconciliation of Waste Reduction

Table IV-8 presents adjusted reference year total waste generation for the District. The District is using the historic trends to calculate waste generation. For 2011, the District generated 1,142,131 tons. This includes recycling and waste disposal. The residential commercial sector generated 158,231 tons or 6.26 pounds per person per day which includes recycling and yard waste composting. Industrial waste is projected at 960,928 tons approximately 38.04 pounds per person per day.

Waste Composition

The main purpose of reviewing the waste composition is to review the types of materials generated and determine if programs are adequate to manage the diversion of the largest components of the waste stream. The following graph depicts the residential/commercial waste stream composition.

Figure II-5 - Residential/Commercial Waste Composition



Similar to the residential/commercial waste stream the purpose for reviewing the industrial waste stream is to determine what types of materials comprise the largest volumes and the programs that are in place to manage these materials.

D. Section V – Planning Period Projections and Strategies

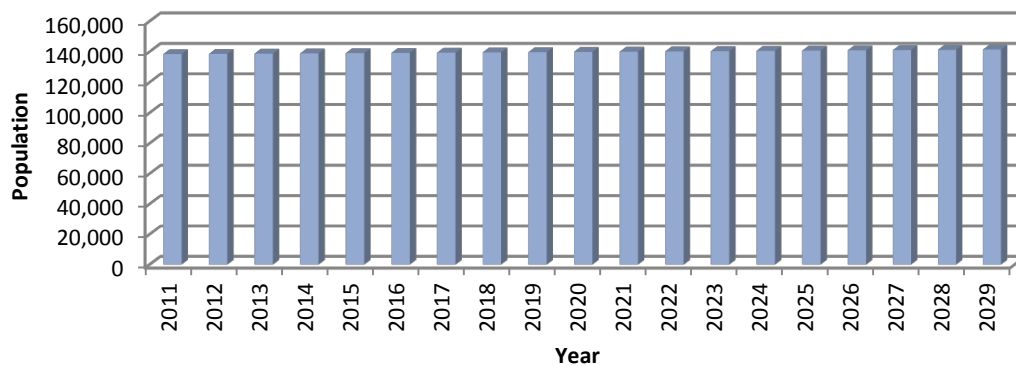
1. Planning Period

Section V includes a summary of projections of population, waste generation and recycling for the planning period (2015-2029). New programs and changes to existing programs are presented in this section.

2. Population Projections

The District anticipates population will continue to grow over the fifteen-year planning period approximately 2.0%. The following graph depicts the District’s projected population for the planning period:

Figure II-6 District Population Projections

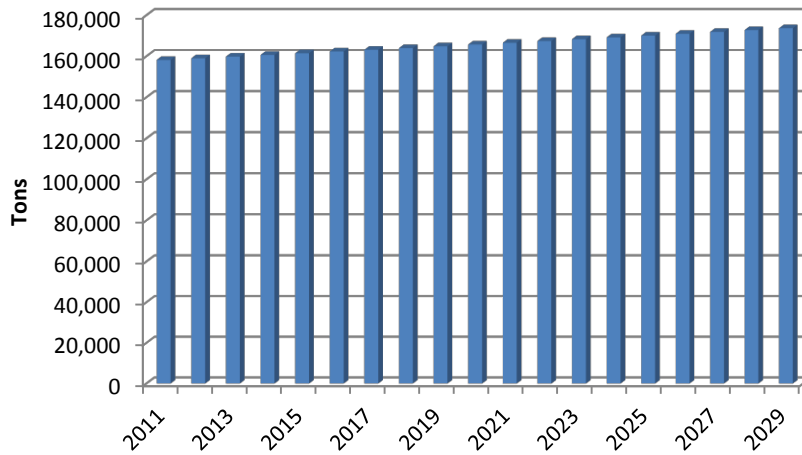


3. Waste Generation Projections

Residential/Commercial Sector

The total residential/commercial waste generation estimate for 2011 was 158,231 tons. Residential/commercial waste generation is projected to increase throughout the planning period. The following graph depicts the District’s projected residential/commercial waste generation for the planning period:

Figure II-7 District Residential/Commercial Waste Generation (2011-2029)

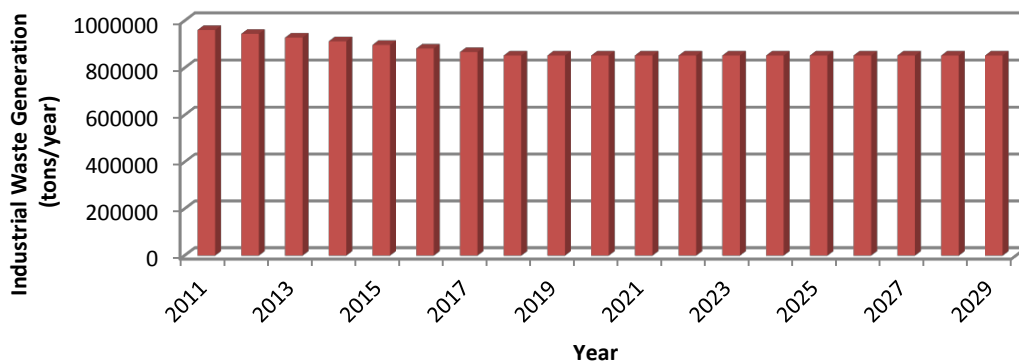


Industrial Sector

The change in employment from 2008 through 2018, according to Northwest Ohio - Economic Development Region 2, including Defiance, Erie, Fulton, Henry, Lucas, Ottawa, Sandusky, Williams and Wood Counties is projected to decrease 1.8%. The District projects industrial waste will decrease from 960,928 tons in the reference year to 852,854 tons in 2029 the final year of the planning period, a decrease of 11.2%.

The following graph depicts the District’s projected industrial waste generation for the planning period:

Figure II-8 Industrial Waste Generation (2011-2029)



Total Waste Generation

The total waste generation estimate for 2011 was 1,142,131 tons. Total waste generation is projected to decrease throughout the planning period.

The following graph depicts the waste generation per sector as a percentage of the total waste generation.

Figure II-9 District Total Waste Generation Projections Per Sector



4. Projections for Waste Stream Composition

The District does not anticipate any major changes in the composition of the waste stream during the planning period. However, a change in economic conditions, or the closure of an industrial facility could greatly impact the industrial, as well as residential/commercial projections. Current projections indicate the District's residential/commercial and industrial solid waste stream will remain stable over the fifteen-year planning period.

5. Waste Reduction and Recycling Strategies through the Planning Period

The District must continue to develop recycling and waste reduction strategies to meet the goals established in the *1995 State Plan*.

Residential/Commercial Waste Reduction/Recycling and Education Strategies

The District projects residential/commercial waste reduction strategies will increase, on average, by 1.0 percent each year. The reasons for the projected increase include the following:

Total historical waste reduction (residential/commercial/ industrial) for the District from 2000-2011 has averaged close to a 1% increase annually;

- Projected population increase annually throughout the planning period;

- Continued advertising and education program;
- Effective annual surveying efforts by the District to collect recycling data from the residential/commercial recycling numbers.

The District projects that residential/commercial recycling will increase from 68,364 tons in 2011 to 81,773 tons by 2029.

Residential/Commercial Recycling and Collection Programs

The following programs will continue (see description in Section IV):

- DRP-1 – Curbside Recycling Programs
- DRP-2 – Drop-off Recycling Programs
- DRP-3 – Mobile Drop-off Recycling Programs
- DRP-4 – Yard Waste Management Program
- DRP-5 – Household Hazardous Waste (HHW) Management
- DRP-6 – Scrap Tire Management

Specific changes to existing programs and details of the new programs listed above are provided in Section V.

Residential/Commercial Education and Awareness Programs

The following program will continue (see description in Section IV):

- DEP-1 – Education and Awareness Program

Specific changes to existing programs and details of the new programs listed above are provided in Section V.

Residential/Commercial/Industrial Grant Programs

The following program will continue (see description in Section IV):

- DGP-1 – Community Development Grants

Specific changes to existing programs and details of the new programs listed above are provided in Section V.

Residential/Commercial/Industrial Market Development Grant Programs

The following programs will continue (see description in Section IV):

- DMDGP-1 – Market Development Grants

Specific changes to existing programs and details of the new programs listed above are provided in Section V.

Other Programs

The following programs will continue (see description in Section IV):

- DOP-1 - Roadside Litter Collection Program
- Annual District Report
- Waste Streams Restricted from Landfill and Incinerator Disposal

Specific changes to existing programs and details of the new programs listed above are provided in Section V.

Industrial/Commercial Waste Reduction/Recycling and Education Strategies

In 2011, the District industrial facilities recycled 798,675 tons. The District projects industrial recycling will lower to 708,849 tons in 2029, the final year of the planning period.

The following program will continue (see description in Section IV):

- DIP-1 – Technical Assistance

Specific changes to existing programs and details of the new programs listed above are provided in Section V.

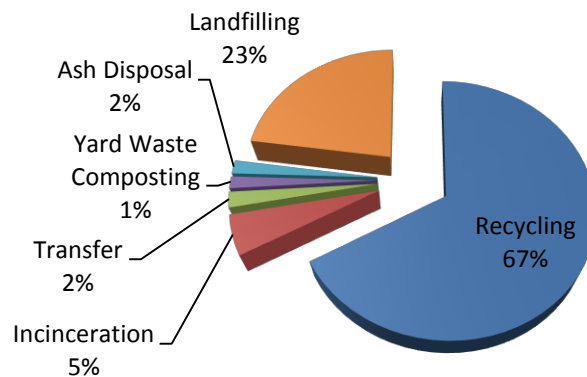
E. Section VI – Methods of Management: Facilities and Programs to be Used

Section VI presents the District's methods for managing solid waste. It includes management methods, a siting strategy and a demonstration of capacity for the planning period 2015-2029.

1. District Methods for Management of Solid Waste

The following graph depicts the District's residential/commercial landfill disposal, industrial disposal, industrial ash landfill disposal, yard waste and waste reduction projections for all sectors:

**Figure II- 10 Waste Management Methods
for 2011**



2. Demonstration of Access to Capacity

During the 2011 reference year, nine in-state landfills and three out-of-state landfills managed 275,092 tons of solid waste generated by District residents, businesses and industries.

Regional Capacity Analysis

The purpose for the regional capacity analysis is to evaluate and demonstrate that the District has access to disposal capacity during the planning period. The District's assessment of regional landfill capacity demonstrates there is sufficient permitted capacity available to manage the District's solid waste throughout the planning period.

The District's two captive landfills (GM Power Train Group Landfill and Lafarge North America Landfill) both have enough capacity to manage their internal solid waste generation for the entire planning period (see table VI-4A).

The three non-captive landfills (Defiance County Landfill, Williams County Landfill and Evergreen Landfill) presented in the following table are within reasonable proximity of the District and have permitted capacity to manage 40,751,878 million cubic yards of solid waste throughout the planning period. Eighty-five percent of the District's solid waste (minus captive landfill waste), in 2011, was managed by these landfills. All three of these landfills are projected to be in operation managing solid waste throughout the fifteen year planning period.

The following table summarizes the top three non-captive landfills servicing the District.

Landfills Servicing the District with at least 15 Years Capacity			
Non-Captive Landfill	Remaining Airspace Cubic Yards	Years Remaining	Distance from Defiance County
Defiance County Landfill	12,239,585	85.1	0 Miles
Williams County Landfill	18,963,430	Over 100	14 Miles
WM Evergreen Landfill	9,548,863	44	65 Miles
Average	13,583,960	76	

The District projects an average annual need of approximately 133,255 tons or 399,764 cubic yards of landfill capacity (non-captive) during the planning period. Over the fifteen-year planning period (2015-2029), the District will dispose of approximately 2,665,094 tons or 7,995,281 cubic yards of solid waste (non-captive). Applying an average 2:1 compaction ratio for landfilled solid waste, the District will need approximately 3,997,641 cubic yards of airspace capacity over the fifteen-year planning period.

Using these calculations, all three landfills listed in the above table could manage the District’s entire solid waste landfill needs (minus captive landfill waste) for the entire planning period (2015-2029). Based on this information and data, the District has demonstrated that access to landfill capacity is achieved through this analysis for the entire planning period.

3. Schedule for Facilities and Programs: New, Expansions, Closures, Continuations

Table VI-5, Implementation Schedule for Facilities, Strategies, Programs and Activities: Dates and Description, presents descriptions and dates of operation for each facility, program or activity presented in the Plan Update.

Programs for curbside recycling, drop-off recycling, yard waste management, residential collection programs, residential/commercial education and awareness, grants, commercial/industrial programs and other programs are presented in Table VI-5. These programs are discussed in detail in Sections IV and V.

4. Identification and Designation of Facilities

The programs and facilities listed in Tables VI-4A through VI-4E are proposed to provide waste management services throughout the planning period. Table VI-6 lists the current facility designations.

5. Authorization Statement to Designate

The existing designations of the Defiance County Landfill and the Williams County Landfill by the Board of Directors of the Joint Solid Waste Management District of Defiance, Fulton, Paulding and Williams Counties shall continue in effect during the planning period unless and until such designations are altered or terminated by the Board.

The Board of Directors of the Joint Solid Waste Management District of Defiance, Fulton, Paulding and Williams Counties is hereby authorized to establish facility designations in accordance with Section 343.014 of the ORC after this plan has been approved by the Director of the Ohio Environmental Protection Agency." The Board may modify or add to the list of designated transfer, disposal, recycling or resource recovery facilities authorized to receive solid waste generated within the District, and may adopt local District rules for administration and enforcement of such designations.

6. Waiver Process for the Use of Undesignated Facilities

Any person may request the Board of Directors of the Joint Solid Waste Management District of Defiance, Fulton, Paulding and Williams Counties to grant a waiver authorizing the delivery of solid waste generated within the District to a solid waste facility other than a facility that is designated by the District. The waiver request must be submitted to the Board in writing, and shall state the type, amount, and origin of material, the facility to be used, the intended duration of the waiver and the reason for requesting the waiver.

The District staff will review the request and may request additional information if necessary. The Board shall act on the request for a waiver within 90 days after receiving the request. The Board may grant the request for waiver if the Board of Directors determines that:

1. Issuance of the waiver is not inconsistent with the projections contained in the District's approved plan under ORC Section 3734.53(A)(6) and (A)(7); and
2. Issuance of the waiver will not adversely affect implementation and financing of the District's approved plan

7. Siting Strategy for Facilities

The District's Siting Strategy for Facilities, except as otherwise provided in this Siting Strategy, authorizes the District's Board of Directors to adopt, publish and enforce a rule that requires solid waste landfill, transfer station or resource recovery facility owners, operators or developers to submit to the Board general plans and specifications for any proposal to construct, enlarge, or modify any solid waste landfill, transfer station or resource recovery facility within the District. Pursuant to this Siting Strategy for Facilities, the Board shall determine whether any such proposal complies with this Plan. Following approval of this Plan, the District's Board of Directors may adopt, publish and enforce the following rule, or any modification to the rule deemed necessary or appropriate by the Board, to implement this Siting Strategy for Facilities:

"No person, municipal corporation, township or other political subdivision, shall construct, enlarge, or modify any solid waste transfer, disposal, or resource recovery facility until general plans and specifications for the proposed construction, enlargement or modification of any such facility have been approved by the Board as complying with the Plan or amended Plan of the District."

All solid waste transfer, disposal or resource recovery facilities, whether proposed to be sited by or on behalf of the District, or by or on behalf of any person, municipal corporation, township, or other political subdivision shall comply with the rules of the District and shall be subject to the Siting Strategy contained in the Plan or amended Plan of the District.

The Siting Strategy is not applicable to the Defiance County Sanitary Landfill and improvements, modifications, and expansions to the Defiance County Sanitary Landfill approved by the Defiance County Board of Commissioners. The Board of Directors may waive application of the rule requiring the submission of general plans and specifications, and all or any portion of the Siting Strategy or otherwise grant exceptions to the rules of the District, or unilaterally modify or amend the Siting Strategy if the Board concludes such waiver, modification or amendment is in the best interest of the District and its residents.

The purpose and objective of the District's Siting Strategy for solid waste management facilities shall be:

To evaluate, prepare and submit advisory reports to the Board of Directors on proposals to construct, enlarge or modify any solid waste facility within the jurisdiction of the District required to submit general plans and specifications to the Board, identify and suggest solutions to minimize negative local impacts and encourage participation by residents of the District;

To confirm that proposals to construct, enlarge or modify a solid waste facility subject to this Siting Strategy shall meet local, District and Ohio EPA criteria and advise the Board of concerns that the Board may conclude should be referred to the local, District or Ohio EPA department or agency for their review, evaluation and action, if appropriate;

To ensure that proposals to construct, enlarge or modify a solid waste facility subject to this Siting Strategy are in compliance with the Plan or amended Plan of the District and to ensure that the proposal will not adversely affect the projections contained in the Plan or amended Plan of the District or the ability of the District to finance implementation of that Plan or amended Plan.

8. Contingencies for Capacity Assurance and Authority Program Implementation

In the unlikely event that service interruption would occur from the Defiance County Landfill or other landfills that service the District that would affect the ability to receive District waste, the District would route said waste to the Williams County Landfill or

Waste Management Evergreen Facility in Wood County, Ohio. This facility has demonstrated capacity for such overflow waste throughout the planning period.

F. Section VII – Measurement of Progress Toward Waste Reduction Goals

Compliance with Goal #1

The District will continue to comply with Goal #1: Program Standards for Districts – Ensure the availability of reduction, recycling and other waste reduction methods that are alternatives to landfilling for residential/commercial solid waste.

Targets for Reduction and Recycling

a. Residential and Commercial Sectors

Table VII-3 presents the annual waste reduction rates for residential and commercial waste. The District's residential/commercial sector had a waste reduction rate of 43% in the reference year (2011). In the first year of the planning period (2015), the waste reduction rate target for residential and commercial waste is projected to be 44%. The District anticipates the waste reduction will increase through the planning period (2029).

The District has increased its residential/commercial waste reduction rate as compared to the reference year of the last Plan Update from 32% (2005) to 43% (2011), an increase of 34% over six years.

b. Industrial Sector

Table VII-4 presents the annual waste reduction rate for industrial waste. The District's industrial sector had a waste reduction rate of 83% in the reference year (2011). In the first year of the planning period (2015), the waste reduction rate target for residential and commercial waste is projected to be 83%. The District anticipates the waste reduction will remain flat at 83% throughout the planning period (2011-2029).

c. District Total

Table VII-5 presents annual waste reduction rates for the residential/commercial and industrial sectors. The District's annual waste reduction rate for the reference year (2011) was 77%. In 2015, the first year of the planning period, the District projects the total waste reduction rate to be 77% through the end of the planning period (2029).

G. Section VIII – Cost and Financing of Plan Implementation

1. Funding Mechanisms

a. District Disposal Fees

There are two publicly available landfill facilities within the District: the publicly-owned and operated Defiance County Landfill, and the Williams County Landfill, which is owned and operated by Allied Waste Industries, Inc.

The District disposal fee is based on projections of in-district, out-of-district and out-of-state disposal tonnage minus exempt waste. In-district waste is expected to remain constant. Out-of-district waste is projected to increase 1% annually. Out-of-state waste is projected to decrease 0.5% annually.

b. Generation Fee

The District has not authorized a generation fee on any District waste streams and does not anticipate the need for a generation fee during the planning period. The District reserves the right to implement a generation fee should it be necessary to assure appropriate funding for District programs and activities.

c. Summary of District Revenues

In addition to revenues generated from disposal fees, this plan will collect revenues from host fees and designated facility fees. To implement the 2015 Plan the District needs average annual revenues of approximately \$440,000.

2. Cost of Plan Implementation

The District does not directly own or operate solid waste management facilities. The primary cost centers within the District budget are the costs of data management/reporting and county recycling programs. Table VIII-5, "Estimated Cost for Plan Implementation," includes a breakdown of programs and activities described previously throughout the Plan. The budget for the District increases about 2% throughout the planning period (2015-2029). Beginning in 2015, each County ORLP Office is budgeted \$100,000 annually to manage/implement the strategies and programs set forth in the plan.

3. Funds Allocated from ORC 3734.57(B), ORC 3734.572, and ORC 3734.573

Table VIII-6, "Revenues and Allocations in Accordance with ORC 3734.57(B), ORC 3734.572 and/or ORC 3734.573", shows the projected allocation of revenues from fees throughout the planning period. The cumulative total shown in the table represents the District's cash reserve fund. In 2011, the beginning cash balance was \$734,364.

4. Contingent Funding

The District is levying a contract based Designation Fee to provide sufficient funding to operate the District through the planning period and adequately cover the planned expenses.

The District commits that should the contingency cash reserve fund prove inadequate to provide necessary funding; the District will evaluate funding alternatives which may include raising landfill disposal fees levied under ORC 3734.57(B), instituting a generation, or increasing the amount of the contract-based Designation Fee charged and collected by the District. The District reserves the right to adjust the disposal fees as necessary to assure appropriate funding for District programs and activities.

Contingent funding should not be necessary to implement this 2015 Plan update. Revenue sources identified and projected in Table VIII-3 are stable revenue sources. The District assumes the process for instituting the contract-based Designation Fees will take six months. This process should begin during or before June 2014. Table VIII-7, “Contingent Funding Sources” is not applicable.

Table VIII-8, “Summary of District Revenues and Expenditures”, includes the annual costs for implementing the Plan Update for the reference year and each year of the planning period.

The District reserves the right to adjust the amounts to be spent on programs and activities as costs and revenues may increase or decrease during the planning period.

H. Section IX – District Rules

This 2015 Plan Update authorizes the Board of Directors of the Joint Solid Waste Management District of Defiance, Fulton, Paulding and Williams Counties to adopt rules authorized under Section 343.01(G)(1), (G)(2), (G)(3), and (G)(4) of the Ohio Revised Code.

The following are the rules of the District:

Rule #1 – Siting

No person, municipal corporation, township or other political subdivision, shall construct, enlarge, or modify any solid waste facility until general plans and specifications for the proposed construction, enlargement or modification of any such facility have been submitted to and approved by the Board as complying with the Plan or amended Plan of the District.

**Table ES-1
General Information**

District Name: Joint Solid Waste Management District of Defiance, Fulton, Paulding and Williams Counties		
District ID #:	Reference Year: 2011	Planning Period: 2015-2029
Plan Status: (underline one) D RD DR Approved (date) / / OI (date) / / DA		Reason for Plan Submittal: Five-year plan update

Abbreviations: D=draft; RD=ratified draft; DR=draft revised; OI = ordered to be implemented; DA = draft amended

**Table ES-2
District Coordinator**

Name: Mr. Tim Houck, District Coordinator, Joint Solid Waste Management District of Defiance, Fulton, Paulding, and Williams Counties		
Address: 500 Court Street, Suite E		
City: Defiance	State: Ohio	Zip: 43512
Phone: (419) 782-5442	Fax:	

**Table ES-3
Plan Data Summary**

Plan Data		Reference Year	2015 (year 5)	2025 (year 10)	2029 (year 15)
Population:		138,403	139,028	140,683	141,383
Generation	Industrial	960,928	897,597	852,854	852,854
	Res/Comm	158,231	161,504	170,083	173,681
	Exempt	22,972	22,972	22,972	22,972
	Total:	1,142,131	1,082,074	1,045,909	1,049,507
Waste Reduction	Industrial SR	-	-	-	-
	Ind. Recycling	757,860	707,913	672,625	672,625
	R/C SR	-	-	-	-
	R/C Recycling	50,203	52,241	57,707	60,050
	MSW Composting	18,161	18,898	20,876	21,723
	Incineration	61,222	57,187	54,336	54,336
	Ash Disposed	20,407	19,062	18,112	18,112
	WR Total	867,039	817,177	787,432	790,622
Disposal	LF-in-District	251,465	261,409	255,074	255,650
	LF-out-of-District	23,263	3,137	3,061	2,892
	LF-out-of-State	363	350	341	342
	Total LF	275,092	264,896	258,477	258,884
WRR		75.9%	75.6%	75.3%	75.3%

**Table ES-4
 Existing Disposal Facilities**

Name	County	District tons	2011 Total tons	Years Left
Defiance County Sanitary Landfill	Defiance	74,915	100,803	85.1
GM Casting Operations	Defiance	124,800	124,800	72.5
Larfarge North America	Paulding	10,136	10,136	1,083
Williams County Landfill	Williams	41,614	116,274	Over 100
Henry County Landfill	Henry	214	17,858	1.1
Wood County Landfill	Wood	185	35,396	14
Evergreen Recycling & Disposal	Wood	3,057	191,583	44
Suburban Landfill, Inc	Perry	17	181,843	54.5
Hancock County Sanitary Landfill	Hancock	0	135,643	33.2
Sunny Farms	Seneca	19,792	1,026,609	2

III. Inventories

A. The Reference Year

The District's current plan was approved June 9th, 2009 covering a planning period of fifteen years. Ohio Revised Code (ORC) requires Districts to amend their solid waste management plans every three or five years depending on the length of the planning period. Following ORC 3734.56(A) the Policy Committee of a solid waste district should begin preparing a draft amended plan no later than fifteen months before the draft amended plan (Plan Update) is due to be submitted to Ohio EPA. The draft Plan Update is due to be submitted to Ohio EPA June 9th, 2014. Thus, the Policy Committee began preparation of the Plan Update more than fifteen months prior; beginning in October, 2012.

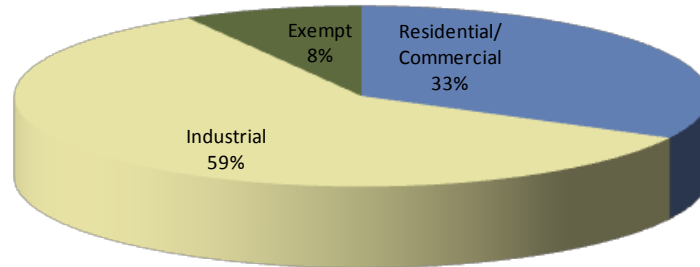
As suggested in the *Format*, the calendar year previous to plan preparation will be used as the reference year. Since the District Plan Update preparation began in 2012, Plan Update data collection efforts were performed for the year 2011, thus establishing 2011 as the reference year. All subsequent planning projections will be projected from the reference year data.

B. Existing Solid Waste Landfills

Table III-1, "Landfills Used by the District" presents a list of all in-District and out-of-District publicly available and captive existing landfill facilities used by the District. Information in this section has been obtained through results from surveys, landfill facility disposal records and logs, records from facilities, transfer station reports, waste hauler records, and direct inquiry.

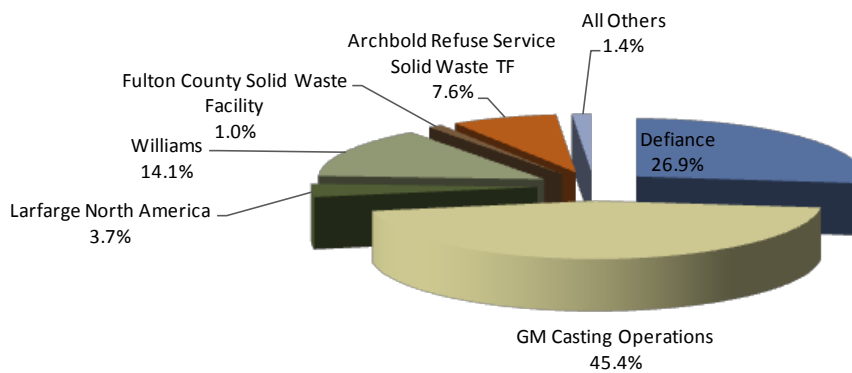
Four in-district landfills, two in-district transfer stations, five out-of-district landfills, and one out-of-district transfer station, and three out-of-state landfills provided disposal capacity for District waste. Approximately 275,092 tons of solid waste was disposed by District residents, commercial businesses and industry in 2011. Approximately 98.6 percent was disposed at landfills located in-district, 1.3 percent out-of-district, and 0.1 percent out-of-state. The District's waste distribution per sector for 2011 is identified as eight percent exempt, thirty-three percent residential/commercial, and fifty-nine percent industrial, shown in Figure III-1 below.

Figure III-1 Waste Tonnage Landfilled by Sector



Two captive landfills (industrial solid waste facilities privately owned by a manufacturing company) reported disposing 134,936 tons of industrial waste. These two facilities managed approximately forty-nine percent of the District's waste. The Defiance County and Williams County Landfills managed approximately 73,874 tons or twenty-seven percent and 38,755 tons or fourteen percent, respectively. Figure III-2 depicts the landfills used by the District in 2011 and their respective market share.

Figure III-2 Transfer and Landfill Facilities Receiving District Solid Waste



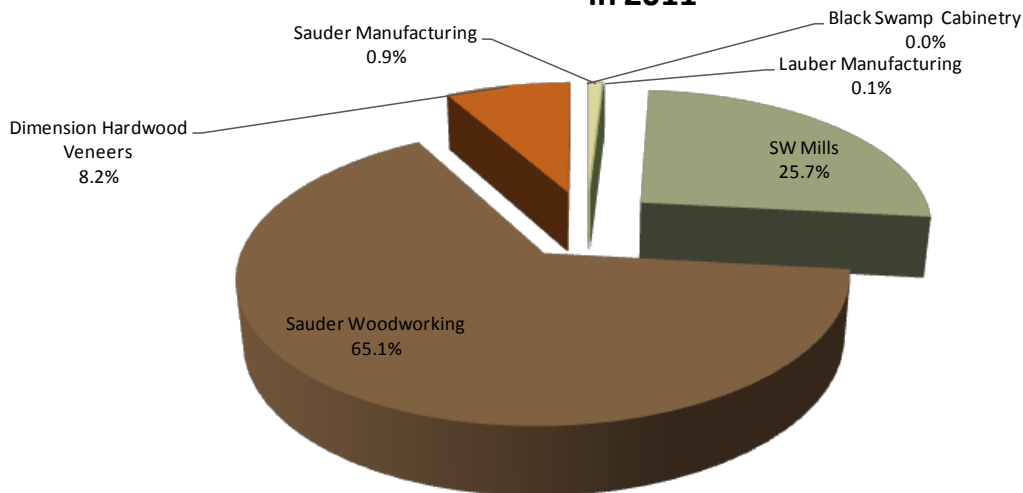
In the District’s Annual District Report Review Form for 2011, Ohio EPA identified District waste disposal to three Indiana landfills. Ohio EPA did not identify the landfills but reported 569 tons disposed in Indiana.

C. Existing Incinerators and Resource Recovery Facilities

Table III-2, “Solid Waste Incinerators and Waste-to-Energy Facilities Used by the District,” presents a list of all publicly available and captive existing solid waste incinerators and waste-to-energy facilities used by the District. This listing includes all in-District, out-of-District, and out-of-state facilities. No publicly available incinerators or resource recovery facilities currently exist within the District. Information in this section has been obtained through results from surveys and direct inquiry.

The industrial facilities incinerated a total of 61,222 tons of District solid waste (wood) in 2011. Sauder Woodworking managed 39,862 tons of solid waste (wood) from the District or sixty-five percent of the solid waste managed at incinerators and SW Mills managed 15,755 or approximately twenty-six percent. The remaining four incinerators facilities managed 5,605 tons or nine percent. All six incinerators landfilled approximately 20,407 tons of ash resulting in a net waste reduction amount of 40,815 tons. The incineration process was primarily used for waste reduction and facility heating. Figure III-3 depicts the incinerators used by the District in 2011 and their respective market share.

Figure III-3 Solid Waste Incinerator Facilities Used by the District in 2011

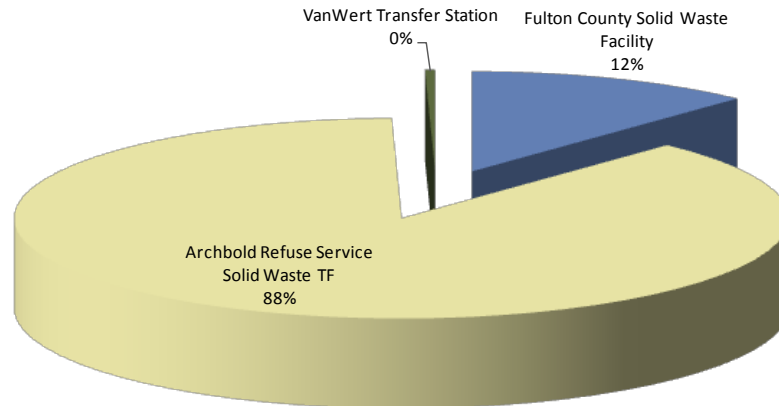


D. Existing Transfer Facilities

Table III-3, “Solid Waste Transfer Facilities Used By the District”, presents a listing of all transfer facilities used by the District in 2011. Three transfer facilities processed 23,790 tons of waste in 2011. Archbold Refuse Service Solid Waste Transfer Facility managed

20,833 tons of waste from the District or eighty-eight percent of the solid waste managed at transfer stations. The remaining two transfer facilities managed 2,956 tons or twelve percent. Figure III-4 depicts the transfer stations used by the District in 2011 and their respective market share.

Figure III-4 - Transfer Stations Used by the District in 2011



The District does not use out-of-state transfer facilities. Information in this section has been obtained through the results of surveys, transfer station records and direct inquiry.

E. Existing Recycling Activities

Table III-4, “Residential Curbside Recycling Activities Used by the District”, presents a listing of residential curbside recycling activities used by the District in 2011. Information in this table is based on results of surveys, facility records, and direct inquiry.

The District had nine communities that operated a non-subscription curbside recycling program and four communities that operated a subscription curbside recycling program in 2011. Each of the programs collected at a minimum aluminum cans, steel cans, glass, newspapers and plastic. In addition each program also collected other mixed paper, and cardboard. Some programs also collected magazines. See Table III-4 for a full list of materials accepted for each program. Individual community tonnage data was not provided to the District for 2011. The District’s total 2011 residential recycling tonnage does include the data from these programs which is summarized in Section IV of this Plan Update.

Table III-5, “Drop-offs, Buybacks, Hauler Collection, Other Recycling Activities and HHW Collection Used by the District”, lists the facilities and activities used by the

District in 2011, including both in-district and out-of-district facilities. Each activity line item includes the recycling collected through that activity. Information in this table is based on results of surveys, facility records and direct inquiry.

The District had a total of fifty-one recycling drop-off facilities located throughout the District in 2011. Of this total, twelve were full time facilities and thirty-nine were part time facilities. The drop-off facilities collected at a minimum aluminum cans, plastic, newsprint, and steel cans. Some facilities also collected glass, magazines, mixed paper, and paperboard. See Table III-5 for the full list of materials each drop-off site accepts. Total recycling tonnage for these facilities is summarized in Section IV of this Plan Update.

In addition to the drop-offs, there were several other scrap dealers and recyclers that accepted materials from the commercial and industrial sectors within the District. These facilities accepted aluminum, steel, white goods and other metals, scrap tires, used oil, and batteries. See Table III-5 for the full list of materials each scrap dealer and recycler accepts.

The total recyclables processed from the District from all program opportunities in 2011 was 804,930 tons. Adjustments for double counting are addressed in Section IV.

F. Existing Composting/Yard Waste Management Facilities

The Districts composting/yard waste management facilities are publicly or privately operated. The Districts stand on yard waste programs is to let the private sector and political subdivisions handle the materials. The District supports these programs with education assistance. The District is fortunate and has been served very well by the private sector and political subdivisions (15 registered facilities and 5 publicly available leaf collection systems).

Yard waste management is very established in the District. The majority of the facilities have been serving the District for many years. In the past five years an additional two Class 4 and one Class 3 registered facilities became operational in the District. Composting facilities used by the District are provided on Table III-6, "Composting/Yard Waste Management Activities Used by the District". (Note: One of the facilities listed on Table III-6 is located out-of-district in Medina County.)

In addition to these facilities, Fulton County reports a composting system which utilizes rotating land application sites for yard waste collected annually from residents in population centers within the County. These sites typically are provided by agreement with county farmers, who utilize the collected yard waste as mulch. The information presented in this section was obtained through surveys and direct inquiry.

The District obtained reports of 25,141 tons composted in 2011 which includes animal wastes composted. (Note: The District reported 18,161 tons of yard waste on the 2011 Annual District Report. Tonnages listed in Table III-6, "Composting/Yard Waste

Management Activities Used by the District” are accurate as reported to the District. The 18,161 tons of yard waste is used as the reference year totals composted.)

G. Facilities Used by the District which are Located Outside Ohio

The District does not track wastes sent to out-of-state facilities. Since, the District borders both Indiana and Michigan it is a possibility some District wastes are transferred to both Michigan and Indiana. Facilities used by the District outside the state of Ohio are indentified in Table III-7. The information presented in this section was obtained from Ohio EPA.

Michigan’s Department of Environmental Quality does not track wastes received from out-of-state by county of origin. They did report receiving over 1.5 million tons from the state of Ohio. Both Waste Management and Republic Services (Allied) have Michigan landfills that are easily accessible from the interstates. Despite the proximity and ease of the Michigan landfills, in 2011 Ohio EPA did not credit any District wastes disposed of in Michigan landfills.

Three Indiana landfills were identified as receiving District waste in 2011. In the District’s Annual District Report Review Form for 2011, Ohio EPA identified 265 tons of District waste went to three Indiana landfills for disposal. Ohio EPA did not identify the landfills. The District was able to confirm National Serv-All owned by Republic Services located in Ft. Wayne, Indiana received District waste. This is the only facility identified on Table III-7, “Facilities Used by the District which are Located Outside Ohio: Additional Data”. At this time the District cannot with certainty identify additional out-of-state facilities used in the reference year.

H. Existing Open Dumps and Waste Tire Dumps

An inventory of the existing open and waste tire dumps in the District was performed in order to allow the District to assess its ongoing ability to dispose of exempted waste, enable clean-up of illegal dump sites and enforcement of illegal dumping laws. Results are presented in Table III-8, “Open Dumps and Waste Tire Dumps Located in the District.”

I. Ash, Foundry Sand and Slag Disposal Sites

There are no unpermitted or unlicensed foundry sand or slag disposal sites located in the District, or used by the District in the reference year. Table III-9, “Ash, Foundry Sand, and Slag Disposal Sites Used by the District”, identifies no facilities. All permitted or licensed facilities are identified in Table III-1.

J. Map of Facilities and Sites

A map of the District showing the location of each facility and disposal site listed in III.B through III.H is included in Appendix D.

K. Existing Collection Systems – Haulers

A survey of District landfill records was utilized to develop an inventory of solid waste haulers and collectors operating within the District. This information is summarized in Table III-10, "Solid Waste Haulers Operating in the District".

In 2011, the District identified three public sector and fifteen private sector haulers. This is one less hauler than identified in year 2005. However since 2005 the District saw turnover in the private haulers. Six haulers stopped services and four new haulers began services. One of the new haulers is Allied (merged with Republic) to replace national Serv-All and Tri-State. The District has seen no change in the public sector haulers.

All haulers identified during this inventory were found to use trucking/motor freight. No haulers were identified as using rail, river barge, or any other method of transport.

**Table III-1
Landfills Used by the District**

Facility Name	Type of Landfill	Location		Waste Received from the SWMD (TPY)			Total
		County	ST	Residential/ Commercial	Industrial	Exempt	
In-District Landfill Facilities							
Defiance County Sanitary Landfill	PA, GO	Defiance	OH	33,403.95	22,295.12	18,174.47	73,873.54
GM Casting Operations	PO, C	Defiance	OH	0.00	124,800.00	0.00	124,800.00
Larfarge North America	PO, C	Paulding	OH	0.00	10,136.00	0.00	10,136.00
Williams County Landfill	PA, PO	Williams	OH	31,331.95	4,479.63	2,943.88	38,755.46
In-District Transfer Facilities							
Fulton County Solid Waste Facility	PA, GO	Fulton	OH	1,930.18	0.00	928.23	2,858.41
Archbold Refuse Service Solid Waste TF	PA, PO	Fulton	OH	20,833.21	0.00	0.00	20,833.21
Out-of-District Landfill Facilities							
Henry County Landfill	PA, GO	Henry	OH	111.68	13.62	88.42	213.72
Wood County Landfill	PA, GO	Wood	OH	184.71	0.00	0.00	184.71
Evergreen Recycling & Disposal	PA, PO	Wood	OH	1,882.86	446.33	727.36	3,056.55
Suburban Landfill, Inc.	PA, PO	Perry	OH	0.00	16.54	0.00	16.54
Hancock County Sanitary Landfill	PA, GO	Hancock	OH	0.43	0.00	0.00	0.43
Out-of-District Transfer Facilities							
VanWert Transfer Station	PA, PO	VanWert	OH	53.67	21.62	22.95	98.24
Out-of-State Facilities							
Indiana Landfill	na	unknown	IN	68.55	43.95	57.23	169.73
Indiana Landfill	na	unknown	IN	65.83	0.00	29.53	95.36
Indiana Landfill	na	unknown	IN	0.00	0.12	0.00	0.12
Totals				89,867.02	162,252.93	22,972.07	275,092.02

PA=Publicly Available; GO= Government Owned; PO=Privately Operated, C=Captive

Source(s) of information: 2011 ADR Report; OEPA ADR Review Form for 2011 Out-of-State Facilities; OEPA Waste Indiana Received from Ohio During 2011 Report

Note: "Other" waste included in Residential/Commercial category. "CD/D" included in Exempt category.

Table III-2
Solid Waste Incinerators and Waste-to-Energy Facilities Used by the District

Facility Name	Type of Facility	Location		Waste Received from the SWMD (TPY)					Total Ash Produced (TPY)
				Waste Incinerated				Bypass Waste Received (TPY)	
		County	ST	Residential/Commercial	Industrial	Exempt	Total		
In-District Facilities									
Black Swamp Cabinetry	PO, C	Fulton	OH	0	6.0	0	6.0	unknown	2.0
Sauder Manufacturing	PO, C	Fulton	OH	0	567.0	0	567.0	unknown	189.0
Lauber Manufacturing	PO, C	Fulton	OH	0	32.0	0	32.0	unknown	10.7
SW Mills	PO, C	Fulton	OH	0	15,755.0	0	15,755.0	unknown	5,251.7
Sauder Woodworking	PO, C	Fulton	OH	0	39,862.0	0	39,862.0	unknown	13,287.3
Dimension Hardwood Veneers	PO, C	Williams	OH	0	5,000.0	0	5,000.0	unknown	1,666.7
Out-of-District Facilities									
None	n/a	n/a	n/a						
Out-of-State Facilities									
None	n/a	n/a	n/a						
Totals				0	61,222.0	0	61,222.0	0	20,407.3

Table III-3
Solid Waste Transfer Facilities Used by the District

Facility Name	Type of Facility	Location		Waste Received from the SWMD (TPY)				Recyclables Processed (TPY)	
				Residential/ Commercial	Industrial	Exempt	Total	Recovered from Waste	Total
		County	State						
In-District Transfer Facilities									
Fulton County Solid Waste Facility	PA, GO	Fulton	OH	1,930.18	0.00	928.23	2,858.41	44.79	44.79
Archbold Refuse Service Solid Waste TF	PA, PO	Fulton	OH	20,833.21	0.00	0.00	20,833.21	61.32	61.32
Out-of-District Transfer Facilities									
VanWert Transfer Station	PA, PO	VanWert	OH	53.67	21.62	22.95	98.24	0.00	0.00
Totals				22,817.06	21.62	951.18	23,789.86	0.00	0.00

PA=Publicly Available;PO=Privately Owned; GO=Government Owned

Source(s) of information: OEPA ADR Review Form for 2011; Draft Facility Data Report 2011

**Table III-4
District Residential Curbside Recycling Activities**

Curbside Recycling Name	Type of Curbside	# of Households Served	Frequency of Collection	Average # of Households Participating	Service Area		Types of Materials Accepted								Recyclables Processed from the SWMD (TPY)	
					County	Townships /Cities	AL	SC	GL	PL	OP	ONP	OCC	Mag		
Defiance	NS	4,474	Weekly	unknown	Defiance	Defiance	X	X	X	X	X	X	X	X	X	included in Table III-5
Sherwood	NS	247	Weekly	unknown	Defiance	Sherwood	X	X	X	X	X	X	X	X		included in Table III-5
Lake Christi Meadows	S	310	Weekly	unknown	Defiance	Noble Twp	X	X	X	X	X	X	X	X		included in Table III-5
Archbold	NS	1264	Weekly	unknown	Fulton	Archbold	X	X	X	X	X	X	X	X		included in Table III-5
Swanton	NS	985	Weekly	unknown	Fulton	Swanton	X	X	X	X	X	X	X	X		included in Table III-5
Delta	NS	904	Weekly	unknown	Fulton	Delta	X	X	X	X	X	X	X	X		included in Table III-5
Paulding	S	970	Weekly	unknown	Paulding	Paulding	X	X	X	X	X	X	X	X		included in Table III-5
Payne	S	358	Weekly	unknown	Paulding	Payne	X	X	X	X	X	X	X	X		included in Table III-5
Antwerp	S	483	Weekly	unknown	Paulding	Antwerp	X	X	X	X	X	X	X	X		included in Table III-5
Bryan	NS	2274	Weekly	unknown	Williams	Bryan	X	X	X	X	X	X	X	X	X	included in Table III-5
Montpelier	NS	1041	Weekly	unknown	Williams	Montpelier	X	X	X	X	X	X	X	X	X	included in Table III-5
Stryker	NS	394	Weekly	unknown	Williams	Stryker	X	X	X	X	X	X	X	X	X	included in Table III-5
Edgerton	NS	585	Weekly	unknown	Williams	Edgerton	X	X	X	X	X	X	X	X	X	included in Table III-5

Notes: AL = Aluminum, SC = Steel cans (tin/steel), GL = Glass, ONP = Newsprint, PL = Plastics, OP = Mixed Other paper, OCC = Cardboard, Mag = Magazines, S = Subscription, NS = Non-subscription, DNR = Did Not Report

Source(s) of information:

2011 Annual District Report for District Number of Households Served: Ohio Policy Research and Strategic Planning Office "Housing Unit and Group Quarters Counts for Governmental Units, 2010" dated August 2011. Households = Housing Units Owned, Occupied.

**Table III-5
Drop-offs, Buybacks, Hauler Collection, Other Recycling Activities and HHW Collection Used by the District**

Facility/Activity Name, Address, Phone	Type of Facility or Activity	Types of Materials Accepted														Service Area			Hours Available to Public	Recyclables Processed from the SWMD (TPY)	Processing Capacity (tons)		
		AC	GL	PL	ONP	OCC	SC	Pbd	LAB	Mag	Offp	MxP	ST	App	Oth	County	Townships/Cities	Population Served			% of Material from Sector:	Daily (TPD)	Annual (TPY)
Drop-Off Recycling																							
Highland Township Ayersville Fire Station 27723 Watson Rd., Defiance	PA, DO	x		x	x	x	x	x		x		x			x	Defiance	Highland Twp.	2,658	1st Wednesday 12:00 - 2:00	Included In District Totals	100% R	DNR	DNR
Tiffin Township Evansport Mobile Drop-Off corner of 1st & Main, Evansport	PA, DO	x		x	x	x	x	x		x		x			x	Defiance	Tiffin Twp.	1,825	3rd Friday 9:00 - 11:00	Included In District Totals	100% R	DNR	DNR
Farmer Mobile Drop- Off east side of Firehouse	PA, DO	x		x	x	x	x	x		x		x			x	Defiance	Farmer Twp.	867	4th Tuesday 12:00 - 2:00	Included In District Totals	100% R	DNR	DNR
Hicksville Village Mobile Drop-off Grace Methodist Church 121 W. High, Hicksville	PA, DO	x		x	x	x	x	x		x		x			x	Defiance	Hicksville Twp.	5,134	1st Friday 9:00 - 11:00 4th Wednesday 9:00 - 11:00	Included In District Totals	100% R	DNR	DNR

Table III-5 continued

Facility/Activity Name, Address, Phone	Type of Facility or Activity	Types of Materials Accepted													Service Area			Hours Available to Public	Recyclable s Processed from the SWMD (TPY)	Processing Capacity (tons)				
		AC	GL	PL	ONP	OCC	SC	Pbd	LAB	Mag	Offp	MXP	ST	App	Oth	County	Townshi ps/ Cities			Populati on Served	% of Material from Sector:	Daily (TPD)	Annu al (TPY)	
Hicksville Transfer Station Mobile Drop- Off Gingrich Road, Hicksville	PA, DO	x				x	x	x			x					x	Defiance	Hicksville Twp	5,134	1st & 3rd Saturday April - Nov /8 - 2 1st Saturday Dec - March /8 - 2	Included In District Totals	100% R	DNR	DNR
Mark Center Mobile Drop-Off church parking lot, Mark Center	PA, DO	x		x	x	x	x	x			x					x	Defiance	Mark Twp.	1,133	1st Friday 12:00 - 2:00	Included In District Totals	100% R	DNR	DNR
Milford Township Mobile Drop-Off 4703 State Route 249, Hicksville	PA, DO	x		x	x	x	x	x			x					x	Defiance	Milford Twp.	1,181	3rd Friday 12:00 - 2:00	Included In District Totals	100% R	DNR	DNR
Ney Mobile Drop-Off Ney Park, Ney	PA, DO	x		x	x	x	x	x			x					x	Defiance	Washingt on Twp	1,589	3rd Wednesday 12:00 - 2:00	Included In District Totals	100% R	DNR	DNR
Noble Township Mobile Drop-Off Noble Township Fire Station, Defiance	PA, DO	x		x	x	x	x	x			x					x	Defiance	Noble Twp.	5,820	2nd & 4th Thursday 9:00 - 11:00	Included In District Totals	100% R	DNR	DNR
Power Dam Mobile Drop-Off Power Dam Power Plant	PA, DO	x		x	x	x	x	x			x					x	Defiance	Defiance Twp.	12,40 0	1st Wednesday 9:00 - 11:00	Included In District Totals	100% R	DNR	DNR

Table III-5 continued

Facility/Activity Name, Address, Phone	Type of Facility or Activity	Types of Materials Accepted														Service Area			Hours Available to Public	Recyclables Processed from the SWMD (TPY)	Processing Capacity (tons)		
		AC	GL	PL	ONP	OCC	SC	PBD	LAB	Mag	OffP	MxP	ST	App	Oth	County	Township s/ Cities	Popula tion Served			% of Material from Sector:	Daily (TPD)	Annu al (TPY)
Richland Township Mobile Drop-Off South Richland Fire Department 1915 East Second Street, Defiance	PA, DO	x		x	x	x	x	x		x					x	Defiance	Richland Twp.	2,711	2nd & 4th Thursday 12:00 - 2:00	Included In District Totals	100% R	DNR	DNR
Sherwood Mobile Drop-Off old school parking lot, Sherwood	PA, DO	x		x	x	x	x	x		x					x	Defiance	Delaware Twp.	2,182	3rd Wednesda y 9:00 - 11:00	Included In District Totals	100% R	DNR	DNR
Werlor 1420 Ralston Ave Defiance, OH	PA, BR, DO	x	x	x	x	x	x	x							x	Defiance	District	139,99 7	40	7771	65% I 35% R&C	DNR	DNR
Archbold Village E. Holland Street, Archbold	PA, DO	x	x	x	x	x	x	x							x	Fulton	Archbold	4,500	available 24/7	Included In District Totals	75% R 25% C	DNR	DNR
Delta Mobile Drop- Off Fernwood & Taylor, Delta	PA, DO	x	x	x	x	x	x	x							x	Fulton	York Twp.	3,144	3rd Saturday 9:00 - 1:00	Included In District Totals	100% R	DNR	DNR
Fayette Mobile Drop- Off 602 N. Park St., Fayette	PA, DO	x	x	x	x	x	x	x							x	Fulton	Fayette	1,320	available 24/7	Included In District Totals	100% R	DNR	DNR

Table III-5 continued

Facility/Activity Name, Address, Phone	Type of Facility or Activity	Types of Materials Accepted														Service Area			Hours Available to Public	Recyclables Processed from the SWMD (TPY)	Processing Capacity (tons)			
		AC	GL	PL	ONP	OCC	SC	Pbd	LAB	Mag	Offp	MxP	ST	App	Oth	County	Township s/ Cities	Popula tion Served			% of Material from Sector:	Daily (TPD)	Annu al (TPY)	
Lyons Mobile Drop-Off Eagle St., Lyons	PA, DO	x	x	x	x	x	x	x		x						x	Fulton	Royalton Twp.	584	Saturdays 9:00 - 12:00	Included In District Totals	100% R	DNR	DNR
Clinton Twp. & Pettisville Pettisville Mobile Drop-Off Pettisville Village Park	PA, DO	x	x	x	x	x	x	x								x	Fulton	Clinton Twp. Pettisville	250	available 24/7	Included In District Totals	100% R	DNR	DNR
Metamora Mobile Drop-Off 259 Mill Street, Metamora	PA, DO	x	x	x	x	x	x	x								x	Fulton	Amboy Twp.	558	Saturdays 9:00 - 12:00	Included In District Totals	100% R	DNR	DNR
Pike Twp. Mobile Drop-Off 10810 Co. Rd. 10-2,	PA, DO	x	x	x	x	x	x	x								x	Fulton	Pike Twp.	1,623	2nd Saturday 9:00 - 12:00	Included In District Totals	100% R	DNR	DNR
Swan Creek Twp. Mobile Drop-Off 5565 Co. Rd. D, Delta	PA, DO	x	x	x	x	x	x	x								x	Fulton	Swan Creek Twp	8,389	available 24/7	Included In District Totals	100% R	DNR	DNR
Triangular Processing (BofDD) 9306 Co. Rd. 14 Wauseon, OH	PA, DO	x	x	x	x	x	x	x		X	x					x	Fulton	Fulton County	42102	available 24/7	1,441	100% R	DNR	DNR
Wauseon Mobile Drop-Off 54 W. Linfoot St., Wauseon	PA, DO	x	x	x	x	x	x	x								x	Fulton	Dover & Clinton Township s	6,944	available 24/7	Included In District Totals	75% R 25% C	DNR	DNR

Table III-5 continued

Facility/Activity Name, Address, Phone	Type of Facility or Activity	Types of Materials Accepted														Service Area			Hours Available to Public	Recyclables Processed from the SWMD (TPY)	Processing Capacity (tons)			
		AC	GL	PL	ONP	OCC	SC	PBd	LAB	Mag	Offp	MXP	ST	App	Oth	County	Township s/ Cities	Popula tion Served			% of Material from Sector:	Daily (TPD)	Annua l (TPY)	
Erie Recycling Antwerp Village 103 Waterplant Dr., Antwerp	PA, DO	x	x	x	x	x	x	x			x				x	x	Paulding	Antwerp	1,740	Full-time Drop Off	192	75% R 25% C	DNR	DNR
Briceton Mobile Drop-Off Briceton Gas parking lot 7447 Road 87, Briceton	PA, DO	x	x	x	x	x	x	x									Paulding	Paulding Twp.	3,765	3rd Saturday 11:15 - 11:45	Included In District Totals	100% R	DNR	DNR
Cecil Mobile Drop-Off 11504 Rd. 192 Cecil Fire Dept./ Erie Recycling	PA, DO	x	x	x	x	x	x	x								x	Paulding	Paulding Twp.	3,765	3rd Saturday 11:15 - 11:45	Included In District Totals	100% R	DNR	DNR
Grover Hill Mobile Drop-Off Grover Hill VFW Parking lot 338 N. Wayne St., Grover Hill	PA, DO	x	x	x	x	x	x	x									Paulding	Latty Twp.	1,061	1st Saturday 9:00 - 1:00	Included In District Totals	100% R	DNR	DNR
Haviland Mobile Drop-Off Haviland Park State Route 114, Haviland	PA, DO	x	x	x	x	x	x	x									Paulding	Blue Creek Twp.	798	1st Saturday 11:15 - 11:45	Included In District Totals	100% R	DNR	DNR
Junction Mobile Drop-Off St. Mary's Church parking lot, Junction	PA, DO	x	x	x	x	x	x	x									Paulding	Auglaize Twp.	1528	2nd Saturday 11:30 - 12:00	Included In District Totals	100% R	DNR	DNR

Table III-5 continued

Facility/Activity Name, Address, Phone	Type of Facility or Activity	Types of Materials Accepted														Service Area			Hours Available to Public	Recyclables Processed from the SWMD (TPY)	Processing Capacity (tons)				
		AC	GL	PL	ONP	OCC	SC	PBd	LAB	Mag	Offp	MXP	ST	App	Oth	County	Township s/ Cities	Popula tion Served			% of Material from Sector:	Daily (TPD)	Annua l (TPY)		
Kohart Surplus 15360 St Rt 613 Paulding, OH	PA, BR, DO	x	x	x	x	x	x	x							x		x	Paulding	District	139,997	40	17263	75% I 25% R&C	DNR	DNR
Latty Mobile Drop- Off Latty Community Hall parking lot 650 Alexander St., Latty	PA, DO	x	x	x	x	x	x	x										Paulding	Paulding Twp.	3,765	3rd Saturday 12:00 - 12:30	Included In District Totals	100% R	DNR	DNR
Melrose Mobile Drop-Off Melrose United Methodist Church 712 State St., Melrose	PA, DO	x	x	x	x	x	x	x										Paulding	Brown & Washingt on Twp.	3,099	2nd Saturday 9:00 - 9:30	Included In District Totals	100% R	DNR	DNR
Oakwood Mobile Drop-Off Oakwood Park State Route 66, Oakwood	PA, DO	x	x	x	x	x	x	x										Paulding	Brown & Washingt on Twp.	3,099	2nd Saturday 9:45 - 11:00	Included In District Totals	100% R	DNR	DNR
Paulding Village Fairgrounds parking lot Fairground Drive, Paulding	PA, DO	x	x	x	x	x	x	x										Paulding	Paulding	3,595	1st Saturday 9:00 - 12:00	Included In District Totals	75% R 25% C	DNR	DNR
Payne Mobile Drop- Off Payne Park State Street, Payne	PA, DO	x	x	x	x	x	x	x										Paulding	Harrison & Benton Twp.	2779	3rd Saturday 9:00 - 11:00	Included In District Totals	100% R	DNR	DNR

Table III-5 continued

Facility/Activity Name, Address, Phone	Type of Facility or Activity	Types of Materials Accepted														Service Area			Hours Available to Public	Recyclables Processed from the SWMD (TPY)	Processing Capacity (tons)				
		AC	GL	PL	ONP	OCC	SC	Pbd	LAB	Mag	Offp	MxP	ST	App	Oth	County	Township s/ Cities	Popula tion Served			% of Material from Sector:	Dail y (TP D)	Annua l (TPY)		
Scott Equity Mobile Drop-Off Blaine St Blue Creek Township	PA, DO	x	x	x	x	x	x	x										Paulding	Blue Creek Twp.	798	1st Saturday 12:00 - 12:30	Included In District Totals	100% R	DNR	DNR
Alvordton Mobile Drop-Off Alvordton Community Bldg. S. Anderson St., Alvordton	PA, DO	x	x	x	x	x	x											Williams	Mill Creek Twp.	977	1st weekend each month	Included In District Totals	100% R	DNR	DNR
Blakeslee Mobile Drop-Off Jackson St. & Railroad St. Blakeslee	PA, DO	x	x	x	x	x	x											Williams	Florence Twp.	2002	3rd weekend each month	Included In District Totals	100% R	DNR	DNR
Bridgewater Twp. Mobile Drop-Off St. Rt. 576 & Co. Rd. P-50 Montpelier	PA, DO	x	x	x	x	x	x											Williams	Bridgewa ter Twp.	1,138	3rd weekend each month	Included In District Totals	100% R	DNR	DNR
Center Twp. Mobile Drop-Off Center Twp. Building 04266 Co. Rd. 12, Bryan	PA, DO	x	x	x	x	x	x											Williams	Center Twp.	3,056	2nd weekend each month	Included In District Totals	100% R	DNR	DNR
City of Bryan 1200 Buffalo Road, Bryan	PA, DO	x	x	x	x	x	x	x										Williams	City of Bryan	8,333	24/7	1,346	75% R 25% C	DNR	DNR

Table III-5 continued

Facility/Activity Name, Address, Phone	Type of Facility or Activity	Types of Materials Accepted														Service Area			Hours Available to Public	Recyclables Processed from the SWMD (TPY)	Processing Capacity (tons)				
		AC	GL	PL	ONP	OCC	SC	PBd	LAB	Mag	Offp	MXP	ST	App	Oth	County	Township s/ Cities	Popula tion Served			% of Material from Sector:	Daily (TPD)	Annual (TPY)		
Village of Edon Drop-Off Edon Maintenance Barn 510 E. Woodville St., Edon	PA, DO	x		x	x	x	x	x			x						Williams	Village of Edon	2,002	24/7	Included In District Totals	100% R	DNR	DNR	
West Jefferson Twp. Mobile Drop-Off Enrichment Center School 11246 St. Rt. 15, Montpelier	PA, DO	x	x	x	x	x	x								x	x	x	Williams	Jefferson Twp.	1,969	2nd weekend each month	Included In District Totals	100% R	DNR	DNR
Kunkle Mobile Drop-Off next to Fire Station 106 E. Angola St., Kunkle	PA, DO	x	x	x	x		x								x	x	x	Williams	Madison Twp.	2412	1st Wednesda y	Included In District Totals	100% R	DNR	DNR
Northwest Recycling 7141 Rd 13 Bryan, OH	PA, BR, DO	x			x	x	x	x								x	x	Williams	District	139,99 7	40	14145	RES, COMM, IND	DNR	DNR
Northwest Twp. Mobile Drop-Off Northwest Twp. Building State Route 49, Edon	PA, DO	x	x	x	x	x	x								x	x	x	Williams	Northwe st Twp.	1,238	4th weekend each month	Included In District Totals	100% R	DNR	DNR
Village of Pioneer MNTC. Building W. First St., Pioneer	PA, DO	x	x	x	x	x	x	x										Williams	Village of Pioneer	2412	24/7	Included In District Totals	100% R	DNR	DNR

Table III-5 continued

Facility/Activity Name, Address, Phone	Type of Facility or Activity	Types of Materials Accepted														Service Area			Hours Available to Public	Recyclables Processed from the SWMD (TPY)	Processing Capacity (tons)					
		AC	GL	PL	ONP	OCC	SC	PBD	LAB	Mag	Offp	MXP	ST	App	Oth	County	Township s/ Cities	Popula tion Served			% of Material from Sector:	Daily (TPD)	Annu al (TPY)			
Pulaski Twp. Mobile Drop-Off Township Hall 06646 St. Rt. 127, Bryan	PA, DO	x	x	x	x	x	x								x	x	x	Williams	Pulaski Twp.	Unkno wn	4th Wednesda y	Included In District Totals	100% R	DNR	DNR	
Springfield Twp. Mobile Drop-Off Church Street & West Street Stryker	PA, DO	x	x	x	x	x	x								x	x	x	Williams	Springfiel d Twp.	2,740	1st Wednesda y	Included In District Totals	100% R	DNR	DNR	
Superior Twp. Mobile Drop-Off 10668 State Route 107 Riverside Cemetary, Montpelier	PA, DO	x	x	x	x	x	x								x	x	x	Williams	Superior Twp.	5,557	1st weekend each month	Included In District Totals	100% R	DNR	DNR	
West Unity Mobile Drop-Off Village parking lot South Main, West Unity	PA, DO	x	x	x	x	x	x								x	x	x	Williams	Brady Twp.	2,625	3rd Wednesda y	Included In District Totals	100% R	DNR	DNR	
Omnisource 800 Linden St. Defiance, OH	PA, BR, DO	x					x									x	x		District		139,99 7	48	6,339	25% I 75% R&C	DNR	DNR
N&R&G 471 Freedom Drive Napoleon, OH	PA, BR. DO	x			x	x	x									x	x		District		139,99 7	40	1,744	80% I 20%R& C	DNR	DNR

Table III-5 continued

Facility/Activity Name, Address, Phone	Type of Facility or Activity	Types of Materials Accepted														Service Area			Hours Available to Public	Recyclables Processed from the SWMD (TPY)	Processing Capacity (tons)			
		AC	GL	PL	ONP	OCC	SC	Pbd	LAB	Mag	Offp	MxP	ST	App	Oth	County	Township s/ Cities	Popula tion Served			% of Material from Sector:	Daily (TPD)	Annu al (TPY)	
M&K Metal Processors PO Box 65 Delta, OH	PA, BR, DO	x					x											District	139,997	40	5,530	RES, COMM, IND	DNR	DNR
Zack's Recycling 708 Filmore St. Napoleon, OH 43545	PA, BR, DO	x	x	x	x	x	x	x	x	x	x	x		x	x			District	139,997	40	585	RES, COMM, IND	DNR	DNR
Metal Management 27063 St Rt 281 Defiance, OH	PA, BR, DO	x					x			x					x	x		District	139,997	40	140970	90% I 10% R&C	DNR	DNR
Omnisource 1610 N Calhoun Ft. Wayne, OH	PA, BR, DO	x					x								x	x		District	139,997	DNR	10380	IND	DNR	DNR
Omnisource Lima, OH Jackson, MI	PA, BR, DO	x					x								x	x		District	139,997	DNR	460	IND	DNR	DNR
Omnisource 2453 Hill Ave Toledo, OH	PA, BR, DO	x					x									x		District	139,997	DNR	13181	IND	DNR	DNR
Bay Metals 4100 Congress Pkwy Cleveland, OH	BR																	District	139,997	DNR	5	IND	DNR	DNR
Environmental Recycling 527 E. Woodland Circle Bowling Green, OH	BR	x	x	x	x	x	x	x										District	139,997	DNR	14	IND	DNR	DNR

Table III-5 continued

Facility/Activity Name, Address, Phone	Type of Facility or Activity	Types of Materials Accepted														Service Area			Hours Available to Public	Recyclables Processed from the SWMD (TPY)	Processing Capacity (tons)		
		AC	GL	PL	ONP	OCC	SC	PBd	LAB	Mag	Offp	MXp	ST	App	Oth	County	Township s/ Cities	Populat ion Served			% of Material from Sector:	Daily (TPD)	Annu al (TPY)
HCP Recycling 606 Uhl Drive Kendalville, IN	BR				x	x											District	139,997	DNR	44	IND	DNR	DNR
Alcoa Lancaster, PA	BR														x		District	139,997	DNR	87	IND	DNR	DNR
CARE Recycling Fort Wayne, IN	BR	x			x	x	x	x									District	139,997	DNR	143	RES, COMM	DNR	DNR
Republic Services Bryan, OH	BR	x			x	x	x	x							x		District	139,997	DNR	78	RES, COMM	DNR	DNR
Certified Document Destruction 300 W Chestnut Wauseon, OH	BR				x	x						x	x				District	139,997	DNR	7,600	RES, COMM, IND	DNR	DNR
C. Stoddard & Sons Wayland, MI	BR														x		District	139,997	DNR	27	COMM	DNR	DNR
East Penn Battery Lyon Station, PA	BR															x	District	139,997	DNR	110	COMM	DNR	DNR
Energy Control Ossian, IN	BR				x												District	139,997	DNR	338	RES	DNR	DNR
Entech White Pigeon, MI	BR														x		District	139,997	DNR	166	COMM	DNR	DNR
Envirotire 1865 Purcell Rd Fostoria, OH	BR														x		District	139,997	DNR	71	COMM	DNR	DNR
Excide Battery South Bend, IN Detroit, MI	BR																District	139,997	DNR	82	COMM	DNR	DNR

Table III-5 continued

Facility/Activity Name, Address, Phone	Type of Facility or Activity	Types of Materials Accepted														Service Area			Hours Available to Public	Recyclables Processed from the SWMD (TPY)	Processing Capacity (tons)		
		AC	GL	PL	ONP	OCC	SC	PBd	LAB	Mag	Offp	MXP	ST	App	Oth	County	Township s/ Cities	Populat ion Served			% of Material from Sector:	Daily (TPD)	Ann ual (TPY)
Fleet Pride 220 Indiana Ave Toledo, OH	BR								x								District	139,997	DNR	1	COMM	DNR	DNR
Gateway Recycling Toledo, OH Cleveland, OH	BR			x	x	x		x									District	139,997	DNR	1,489	IND	DNR	DNR
Goodwill Defiance, OH Bryan, OH	PA, DO														x		District	139,997	DNR	211	RES	DNR	DNR
Henry County Landfill L-822 Twp Rd 11 Malinta, OH	PA, DO, SY													x			District	139,997	DNR	217	RES, COMM	DNR	DNR
Recycling Works Elkhart, IN	PA, DO, BR	x		x		x									x		District	139,997	DNR	42	RES, COMM	DNR	DNR
Interstate Battery 1824 W Sylvania Ave Toledo, OH	BR								x								District	139,997	DNR	8	COMM	DNR	DNR
Interstate Battery 13851 Cemetary Rd Wapakoneta, OH	BR								x								District	139,997	DNR	1	COMM	DNR	DNR
Iron Mountain Document Destruction Michigan	BR														x		District	139,997	DNR	2	COMM	DNR	DNR

Table III-5 continued

Facility/Activity Name, Address, Phone	Type of Facility or Activity	Types of Materials Accepted														Service Area			Hours Available to Public	Recyclables Processed from the SWMD (TPY)	Processing Capacity (tons)			
		AC	GL	PL	ONP	OCC	SC	PBD	LAB	Mag	OFFP	MXP	ST	App	Oth	County	Township s/ Cities	Populati on Served			% of Material from Sector:	Daily (TPD)	Annu al (TPY)	
Johnson Controls 8310 Indianapolis Ft. Wayne, IN	BR																	District	139,997	DNR	53	COMM	DNR	DNR
K&M Tire 502 N Main Delphos, OH	BR																	District	139,997	DNR	2	COMM	DNR	DNR
GM Powertrain Defiance, OH	PUO	x					x											NA	NA	NA	343896	IND	DNR	DNR
Johns Manville Defiance, OH	PUO		x															NA	NA	NA	4,156	IND	DNR	DNR
Brown's Bakery Defiance, OH	PUO																	NA	NA	NA	157	IND	DNR	DNR
Crook Miller One Handle Lane Hicksville, OH 43526	PA																	District	139,997	DNR	9,895	IND	DNR	DNR
GA Wintzer Wapakoneta, OH	BR																	District	139,997	DNR	1,197	COMM	DNR	DNR
Kendalville Fertilizer 7616 North 600 East Kendalville, IN	BR																	District	139,997	DNR	121	COMM	DNR	DNR
S-W Mills 3646 Co Rd 22 Archbold, OH	PUO																	NA	NA	NA	15,755	IND	DNR	DNR
Sauder Mfg. Stryker, OH Archbold, OH	PUO																	NA	NA	NA	893	IND	DNR	DNR

Table III-5 continued

Facility/Activity Name, Address, Phone	Type of Facility or Activity	Types of Materials Accepted														Service Area			Hours Available to Public	Recyclables Processed from the SWMD (TPY)	Processing Capacity (tons)		
		AC	GL	PL	ONP	OCC	SC	PBd	LAB	Mag	Offp	MxP	ST	App	Oth	County	Townships / Cities	Popula tion Served			% of Material from Sector:	Daily (TPD)	Annu al (TPY)
Atwood Mobile Products Antwerp, OH	PUO														x		NA	NA	NA	26	IND	DNR	DNR
Modern Plastics Recovery Haviland, OH	PUO			x													NA	NA	NA	1,023	IND	DNR	DNR
CK Technologies Montpelier, OH	PUO			x													NA	NA	NA	767	IND	DNR	DNR
Chase Brass & Copper Williams County	PUO	x															NA	NA	NA	8,000	IND	DNR	DNR
ITW Tomco Bryan, OH	PUO			x													NA	NA	NA	97	IND	DNR	DNR
Spangler Candy Co. Bryan, OH	PUO														x		NA	NA	NA	1,019	IND	DNR	DNR
Stark Truss Inc. Williams County	PUO														x		NA	NA	NA	2	IND	DNR	DNR
Kamco West Unity, OH	PUO			x													NA	NA	NA	608	IND	DNR	DNR
Liberty Tire Grove City, OH Pittsburg, PA	BR														x		District	139,997	DNR	57	COMM	DNR	DNR
Northstar BlueScope Delta, OH	BR	x					x								x		District	139,997	DNR	39,261	IND	DNR	DNR
Northwest Metals, Inc. 18641 Co Rd N Okolona, OH	BR	x					x								x		District	139,997	DNR	4	IND	DNR	DNR

Table III-5 continued

Facility/Activity Name, Address, Phone	Type of Facility or Activity	Types of Materials Accepted														Service Area			Hours Available to Public	Recyclables Processed from the SWMD (TPY)	Processing Capacity (tons)		
		AC	GL	PL	ONP	OCC	SC	PBd	LAB	Mag	OffP	MxP	ST	App	Oth	County	Township s/ Cities	Popula tion Served			% of Material from Sector:	Daily (TPD)	Ann ual (TP Y)
River City Polymers Archbold, OH	BR			x		x											District	139,997	DNR	4,421	IND	DNR	DNR
Safety Kleen Fort Wayne, IN	BR														x		District	139,997	DNR	59	COMM	DNR	DNR
National Serv-All Fort Wayne, IN	BR					x											District	139,997	DNR	2,917	COMM	DNR	DNR
Toledo Shredding 275 Millard Ave Toledo, OH	BR														x		District	139,997	DNR	144	IND	DNR	DNR
Wood County Bandag Bowling Green, OH	BR														x		District	139,997	DNR	2	RES, COMM	DNR	DNR
Worthington Steel Delta, OH	PUO															x	NA	NA	NA	39592	IND	DNR	DNR
DISC Environmental 151 E Andrus Rd Northwood, OH	BR															x	District	139,997	DNR	99	COMM	DNR	DNR
Dlubak Glass Natrona Heights, PA	BR		x														District	139,997	DNR	13,800	IND	DNR	DNR
TREX 20 S. Cameron St. Winchester, VA	BR			x													District	139,997	DNR	178	IND	DNR	DNR
Shrader Tire 2045 Sylvania Ave Toledo, OH	BR														x		District	139,997	DNR	10	COMM	DNR	DNR
Midwest Guardian Batteries Wapakoneta	BR														x		District	139,997	DNR	23	COMM	DNR	DNR

Table III-5 continued

Facility/Activity Name, Address, Phone	Type of Facility or Activity	Types of Materials Accepted														Service Area			Hours Available to Public	Recyclables Processed from the SWMD (TPY)	Processing Capacity (tons)		
		AC	GL	PL	ONP	OCC	SC	Pbd	LAB	Mag	Offp	Mxp	ST	App	Oth	County	Townships / Cities	Populatio n Served			% of Material from Sector:	Daily (TPD)	Ann ual (TPY)
Interstate Battery 1632 Holloway Rd Holland, OH 43528	BR								x								District	139,997	DNR	2	COMM	DNR	DNR
Shred-it 2747 Elliot Troy, MI 48083	BR										x						District	139,997	DNR	1	COMM	DNR	DNR
Quincy Recycling	BR				x	x		x		x	x						District	139,997	DNR	41	RES	DNR	DNR
Omnisource Auburn, IN	BR	X					X										District	139,997	DNR	5	IND	DNR	DNR
Deka Battery South Bend, IN	BR								X								District	139,997	DNR	5	COMM	DNR	DNR
Lafarge Paulding, OH	DO														X		District	139,997	DNR	5	RES, HHW	DNR	DNR
Hangers Unlimited 5000 West Electric Ave. W Milwaukee, WI 53219	BR			X													District	139,997	DNR	9	COMM	DNR	DNR
Crystal Kleen Fort Wayne, IN	BR														X		District	139,997	DNR	5	COMM	DNR	DNR
NAPA Auto Parts 4th St. Defiance, OH 43512	BR								X								District	139,997	DNR	20	COMM	DNR	DNR
Allshred Maumee, oh	BR	X		X			X										District	139,997	DNR	2	COMM	DNR	DNR

Table III-5 continued

Facility/Activity Name, Address, Phone	Type of Facility or Activity	Types of Materials Accepted														Service Area			Hours Available to Public	Recyclables Processed from the SWMD (TPY)	Processing Capacity (tons)		
		AC	GL	PL	ONP	OCC	SC	Pbd	LAB	Mag	Offp	Mxp	ST	App	Oth	County	Township s/ Cities	Population Served			% of Material from Sector:	Daily (TPD)	Ann ual (TPY)
ReStore 919 Grove Street Defiance, OH 43512	PA,DO														X		District	139,997	DNR	8	RES	DNR	DNR
Defiance County Furniture Bank 715 Jefferson Ave Defiance, OH 43512	PA,DO														X		District	139,997	DNR	229	RES	DNR	DNR
New to You Furniture Clinton Street Defiance, OH 43512	PA,DO														X		District	139,997	DNR	20	RES	DNR	DNR
St. John's Lutheran Clothes Closet Wayne Ave. Defiance, OH	PA,DO														X		District	139,997	DNR	20	RES	DNR	DNR
Commercial Waste Systems PO Box 435 Crown Point, IN 46308	BR				X	X				X	X	X					District	139,997	DNR	1,096	COMM	DNR	DNR
Liberty/Lakin National Tire Recycling 1515 Huffman Rd. Ste. 203 Birmingham, AL 45215	BR													X			District	139,997	DNR	126	COMM	DNR	DNR
Heartland Petro 4560 West Pike Zanesville, OH 43701	BR														x		District	139,997	DNR	51	COMM	DNR	DNR

Table III-5 continued

Facility/Activity Name, Address, Phone	Type of Facility or Activity	Types of Materials Accepted														Service Area			Hours Available to Public	Recyclables Processed from the SWMD (TPY)	Processing Capacity (tons)		
		AC	GL	PL	ONP	OCC	SC	Pbd	LAB	Mag	Offp	Mxp	ST	App	Oth	County	Townships/ Cities	Population Served			% of Material from Sector:	Daily (TPD)	Ann ual (TPY)
		Aleris Coldwater, MI	BR	X																	District	139,997	DNR
BR Pallet Alvada, OH	BR													X			District	139,997	DNR	31	IND	DNR	DNR
Greenlight Pallet Toledo, OH	BR													X			District	139,997	DNR	140	IND	DNR	DNR
New Vision Feeds Sidney, OH 45365	BR													X			District	139,997	DNR	1,250	IND	DNR	DNR
Andre Farms 13529 Rd. L Wauseon, OH	BR				X	X		X		X				X			District	139,997	DNR	84	COMM, IND	DNR	DNR
Laub Auto Parts 1404 S Defiance Archbold	BR								X								District	139,997	DNR	67	COMM	DNR	DNR
M. E. Miller 17886 SR 2 Wauseon	BR												X				District	139,997	DNR	33	COMM	DNR	DNR
Battery Tech 19732 Telegraph Rd. Brownston, MI 48174	BR								X								District	139,997	DNR	2	COMM	DNR	DNR
Forrest Auto Supply 204 Main St. Wauseon, OH	BR													X			District	139,997	DNR	5	COMM	DNR	DNR
Ohio Scrap Delta, OH	BR	X					X										District	139,997	DNR	8	IND	DNR	DNR
Tire Centers Perrysburg, OH	BR												X				District	139,997	DNR	7	COMM	DNR	DNR

Table III-5 continued

Facility/Activity Name, Address, Phone	Type of Facility or Activity	Types of Materials Accepted													Service Area			Hours Available to Public	Recyclables Processed from the SWMD (TPY)	Processing Capacity (tons)		
		AC	GL	PL	ONP	OCC	SC	PBD	LAB	Mag	OffP	MXP	ST	App	Oth	County	Townships/ Cities			Population Served	% of Material from Sector:	Daily (TPD)
Central Trux Sylvania, OH	BR													X		District	139,997	DNR	14	COMM	DNR	DNR
Parker Tire 5100 US 20-A Delta	BR												X			District	139,997	DNR	100	COMM	DNR	DNR
Bob's Tire Service Toledo, OH	BR												X			District	139,997	DNR	6	COMM	DNR	DNR
Green Bay Mill 19017 Green Bay, WI	BR					x										District	139,997	DNR	2,459	IND	DNR	DNR
Van Order Pallet 2452 Fulton CR 2 Swanton, OH	BR													X		District	139,997	DNR	2,000	IND	DNR	DNR
Archbold Container Corp. Archbold, OH	PUO			X												NA	NA	NA	154	IND	DNR	DNR
B. W. Supply 15048 CR 10-3 Lyons, OH	PUO													X		NA	NA	NA	1,000	IND	DNR	DNR
Black Swamp Cabinetry 4980 CR 20 Archbold, OH	PUO													x		NA	NA	NA	6	IND	DNR	DNR
Energy Products 26040 Glenwood Perrysburg, OH 43551	BR															District	139,997	DNR	10	IND	DNR	DNR

Table III-5 continued

Facility/Activity Name, Address, Phone	Type of Facility or Activity	Types of Materials Accepted														Service Area			Hours Available to Public	Recyclables Processed from the SWMD (TPY)	Processing Capacity (tons)		
		AC	GL	PL	ONP	OCC	SC	Pbd	LAB	Mag	Offp	Mxp	ST	App	Oth	County	Townships/ Cities	Population Served			% of Material from Sector:	Daily (TPD)	Ann ual (TPY)
Endress 7357 Kendall Arbor Kalamazoo, MI	BR														X		District	139,997	DNR	1,157	IND	DNR	DNR
Burns Iron & Metal 911 N. Front St Fremont, OH	BR						X										District	139,997	DNR	21	IND	DNR	DNR
Balkin 27600 Farmington Rd Farmington Hills, MI 48335	BR														X		District	139,997	DNR	1,029	IND	DNR	DNR
Superior Distributors 2058 Airport Hwy. Toledo, OH	BR	X			X										X		District	139,997	DNR	91	IND	DNR	DNR
Spark's Tire Findlay, OH	BR												X				District	139,997	DNR	10	COMM	DNR	DNR
Pyramid Scrap Mgmt. Maumee, OH	BR	X															District	139,997	DNR	448	IND	DNR	DNR
Advanced Plastic Corp. Lincolnwood, IL	BR			X													District	139,997	DNR	22	IND	DNR	DNR
IAC Group Wauseon, OH	PUO						X										NA	NA	NA	6	IND	DNR	DNR
Jasar Recycling, Inc. East Palestine, OH	BR					X						X					District	139,997	DNR	305	IND	DNR	DNR
MW Trading Richmond, IN	BR			X													District	139,997	DNR	802	IND	DNR	DNR
G&G Pallets Pitsford, MI	BR														X		District	139,997	DNR	316	IND	DNR	DNR

Table III-5 continued

Facility/Activity Name, Address, Phone	Type of Facility or Activity	Types of Materials Accepted														Service Area			Hours Available to Public	Recyclables Processed from the SWMD (TPY)	Processing Capacity (tons)		
		AC	GL	PL	ONP	OCC	SC	Pbd	LAB	Mag	Offp	MXP	ST	App	Oth	County	Townships/Cities	Population Served			% of Material from Sector:	Daily (TPD)	Annual (TPY)
Lauber MFG. Archbold, OH	PUO														X		NA	NA	NA	32	IND	DNR	DNR
Sauder Woodworking 502 Middle St. Archbold, OH	PUO														X		NA	NA	NA	39,862	IND	DNR	DNR
Findley Foam Toledo, OH	BR			X													District	139,997	DNR	6	IND	DNR	DNR
Dandee Packaging Monroe, MI	BR			X													District	139,997	DNR	69	IND	DNR	DNR
US Zinc 245 N. Filmore Rd. Coldwater, MI	BR													X		District	139,997	DNR	331	IND	DNR	DNR	
Paulding NAPA Paulding, OH	BR									X							District	139,997	DNR	30	COMM, RES	DNR	DNR
PC Workshop 900 W. Caroline Paulding, OH	PA, DO				X	X					X	X	X				District	139,997	DNR	3	COMM, RES	DNR	DNR
Cooper Farms Oakwood, OH	PUO													X		NA	NA	NA	190	COMM	DNR	DNR	
St. John's Tire Bryan, OH Paulding, OH	BR													X	X	District	139,997	DNR	12	COMM	DNR	DNR	
Baughman Tile Paulding, OH	PUO			X													NA	NA	NA	500	IND	DNR	DNR
Strategic Materials Ashley, IN	BR		X														District	139,997	DNR	173	IND	DNR	DNR
Custom Polymers Charlotte, NC	BR			x													District	139,997	DNR	252	IND	DNR	DNR

Table III-5 continued

Facility/Activity Name, Address, Phone	Type of Facility or Activity	Types of Materials Accepted														Service Area			Hours Available to Public	Recyclables Processed from the SWMD (TPY)	Processing Capacity (tons)		
		AC	GL	PL	ONP	OCC	SC	PBd	LAB	Mag	OffP	MxP	ST	App	Oth	County	Townships/Cities	Population Served			% of Material from Sector:	Daily (TPD)	Annual (TPY)
Taylor Made Glass Ohio Payne, OH	PUO		X														NA	NA	NA	3,908	IND	DNR	DNR
Graber Box Graber, IN	BR														X		District	139,997	DNR	3	IND	DNR	DNR
Dynalite Perrysburg, OH	BR															X	District	139,997	DNR	161	COMM	DNR	DNR
Best One Tire Bryan, OH	BR													X			District	139,997	DNR	136	COMM	DNR	DNR
Boggs Recycling Newbury, OH	BR	X															District	139,997	DNR	2	COMM	DNR	DNR
Z & Z Oil Fremont, OH	BR															X	District	139,997	DNR	6	COMM	DNR	DNR
Edgerton Auto Salvage Edgerton, OH	BR														X	X	District	139,997	DNR	623	COMM	DNR	DNR
C & R Recyclers Pioneer, OH	BR	X					X										District	139,997	DNR	345	COMM	DNR	DNR
In-Plas Recycling Lawrenceburg, IN	BR			X													District	139,997	DNR	32	IND	DNR	DNR
Triple M Scrap Ontario, Canada	BR						X										District	139,997	DNR	5,855	IND	DNR	DNR
Olin Brass E. Alton, IL	BR	X														X	District	139,997	DNR	1,440	IND	DNR	DNR
Oberlin Farms Bryan, OH	PA, DO, BR															X	District	139,997	DNR	89	RES, COMM, IND	DNR	DNR
Poly Green Coldwater, MI	BR			X													District	139,997	DNR	5	IND	DNR	DNR

Table III-5 continued

Facility/Activity Name, Address, Phone	Type of Facility or Activity	Types of Materials Accepted														Service Area			Hours Available to Public	Recyclables Processed from the SWMD (TPY)	Processing Capacity (tons)		
		AC	GL	PL	ONP	OCC	SC	PBd	LAB	Mag	Offp	MxP	ST	App	Oth	County	Townships/ Cities	Population Served			% of Material from Sector:	Daily (TPD)	Ann ual (TPY)
3 R Foam Ontario, Canada	BR			X													District	139,997	DNR	8	IND	DNR	DNR
Dimension Hardwood Veneers Edon, OH	PUO														X		NA	NA	NA	10,000	IND	DNR	DNR
Quality Works Hicksville, OH	BR														X		District	139,997	DNR	6	IND	DNR	DNR
Met-Pak Ft. Wayne, IN	BR					X											District	139,997	DNR	12	IND	DNR	DNR
Global Scrap Milford, OH	BR	X															District	139,997	DNR	46	IND	DNR	DNR
DMI Bristol Bristol, IN	BR	X															District	139,997	DNR	2	IND	DNR	DNR
Frank's Sawmill Stryker, OH	PUO														X		NA	NA	NA	200	IND	DNR	DNR
Royal Canadian Steel Brampton, Ontario, Canada	BR	X															District	139,997	DNR	63	IND	DNR	DNR
American Metal Recovery Trenton, MI	BR						X										District	139,997	DNR	2	IND	DNR	DNR
Arrotin New Haven, IN	BR			X		X											District	139,997	DNR	562	IND	DNR	DNR
Wagler Pallet Angola, IN	BR														X		District	139,997	DNR	19	IND	DNR	DNR
Carlson Recycling Edgerton, OH	BR	X															District	139,997	DNR	40	IND	DNR	DNR

Table III-5 continued

Facility/Activity Name, Address, Phone	Type of Facility or Activity	Types of Materials Accepted														Service Area			Hours Available to Public	Recyclables Processed from the SWMD (TPY)	Processing Capacity (tons)		
		AC	GL	PL	ONP	OCC	SC	PBd	LAB	Mag	Offp	MXP	ST	App	Oth	County	Townships/ Cities	Population Served			% of Material from Sector:	Daily (TPD)	Annual (TPY)
Plas-tec Edon, OH	PUO			X													NA	NA	NA	8	IND	DNR	DNR
American Recycling Northlake, IL	BR					X											District	139,997	DNR	8	IND	DNR	DNR
Unique Recycling Chicago, IL	BR					X											District	139,997	DNR	7	IND	DNR	DNR
Derurjter Coldwater, OH	BR												X				District	139,997	DNR	691	IND	DNR	DNR
Aurubis Buffalo, NY	BR	X															District	139,997	DNR	638	IND	DNR	DNR
Kelly Box Fort Wayne, IN	BR					X											District	139,997	DNR	3	IND	DNR	DNR
Fulton Mill Service Delta, Ohio	PUO					x									x		NA	NA	NA	6	IND	DNR	DNR
American Colloid Co. Archbold, OH	PUO														x		NA	NA	NA	2	IND	DNR	DNR
Haviland Drainage Haviland, OH	PUO			x													NA	NA	NA	859	IND	DNR	DNR
Midwest Iron Dayton, OH	BR	x					x										District	139,997	DNR	322	IND	DNR	DNR
ADVANCE Auto Parts Defiance, OH Paulding, OH	PA, DO					x									x		District	139,997	DNR	118	COMM	DNR	DNR
Autozone Defiance, OH Wauseon, OH Bryan, OH	PA, DO					x									x		District	139,997	DNR	140	COMM	DNR	DNR

Table III-5 continued

Facility/Activity Name, Address, Phone	Type of Facility or Activity	Types of Materials Accepted														Service Area			Hours Available to Public	Recyclables Processed from the SWMD (TPY)	Processing Capacity (tons)		
		AC	GL	PL	ONP	OCC	SC	PBd	LAB	Mag	Offp	MXP	ST	App	Oth	County	Townships/ Cities	Population Served			% of Material from Sector:	Daily (TPD)	Annual (TPY)
Fort Wayne Rescue Mission Ft. Wayne, IN	PA, DO														x		District	139,997	DNR	21	RES, COMM	DNR	DNR
Beckman Chevrolet Defiance, OH	PA, DO					x			x						x		District	139,997	DNR	11	COMM	DNR	DNR
Bruce Kunesh Auto Defiance, OH	PA, DO					x			x						x		District	139,997	DNR	3	COMM	DNR	DNR
Defiance County Humane Shelter Defiance, OH	PA, DO														x		District	139,997	DNR	6	COMM	DNR	DNR
Express Auto Defiance, OH	PUO					x			x						x		NA	NA	NA	47	COMM	DNR	DNR
Integrity Defiance auto Body Defiance, OH	PUO					x			x						x		NA	NA	NA	20	COMM	DNR	DNR
Integrity Motors Defiance, OH	PUO					x			x						x		NA	NA	NA	7	COMM	DNR	DNR
Chief Supermarket Defiance, OH Wauseon, OH Bryan, OH Paulding, OH	PUO					x									x		NA	NA	NA	464	COMM	DNR	DNR
Kroger Defiance, OH	PUO					x									x		NA	NA	NA	183	COMM	DNR	DNR
Menards Defiance, OH	PUO					x									x		NA	NA	NA	657	COMM	DNR	DNR
Nelson & Bob's Defiance, OH	PUO					x			x						x		NA	NA	NA	18	COMM	DNR	DNR

Table III-5 continued

Facility/Activity Name, Address, Phone	Type of Facility or Activity	Types of Materials Accepted														Service Area			Hours Available to Public	Recyclables Processed from the SWMD (TPY)	Processing Capacity (tons)		
		AC	GL	PL	ONP	OCC	SC	PBD	LAB	Mag	OffP	MXP	ST	App	Oth	County	Townships/ Cities	Population Served			% of Material from Sector:	Daily (TPD)	Ann ual (TPY)
TSC Defiance, OH Wauseon, OH	PA, DO					x			x						x		District	139,997	DNR	200	COMM	DNR	DNR
Don's Automotive Wauseon, OH	PUO					x			x						x		NA	NA	NA	4	COMM	DNR	DNR
Grieser Transportation Wauseon, OH	PUO														x		NA	NA	NA	5	COMM	DNR	DNR
Dale Kunkle Fayette, OH	PUO						x										NA	NA	NA	59	IND	DNR	DNR
M & R Redi-Mix Pettisville, OH	PUO														x		NA	NA	NA	12	IND	DNR	DNR
Rich Ford Lincoln Archbold, OH	PUO														x		NA	NA	NA	3	COMM	DNR	DNR
WALMART Defiance, OH Wauseon, OH Bryan, OH	PUO					x									x		NA	NA	NA	326	COMM	DNR	DNR
Wood Trucking Wauseon, OH	PUO														x		NA	NA	NA	2	COMM	DNR	DNR
Benschneider Auto Payne, OH	PUO														x		NA	NA	NA	4	COMM	DNR	DNR
H. E. Orr Paulding OH	PUO						x										NA	NA	NA	121	IND	DNR	DNR
Ohio Mirror Tech Paulding OH	PUO					x									x		NA	NA	NA	12	IND	DNR	DNR

Table III-5 continued

Facility/Activity Name, Address, Phone	Type of Facility or Activity	Types of Materials Accepted														Service Area			Hours Available to Public	Recyclables Processed from the SWMD (TPY)	Processing Capacity (tons)		
		AC	GL	PL	ONP	OCC	SC	PBD	LAB	Mag	Offp	MXP	ST	App	Oth	County	Townships/ Cities	Population Served			% of Material from Sector:	Daily (TPD)	Ann ual (TPY)
ACE Automotive Bryan OH	PUO														x		NA	NA	NA	6	COMM	DNR	DNR
Bryan Truck Line Montpelier OH	PUO														x		NA	NA	NA	2	COMM	DNR	DNR
Dietsch Sales & Service Edgerton OH	PUO														x		NA	NA	NA	10	COMM	DNR	DNR
Intergroup International Warren, OH	BR			x													District	139,997	DNR	602	IND	DNR	DNR
United Container St. Joseph, MI	BR					x											District	139,997	DNR	92	IND	DNR	DNR
Airmate Bryan, OH	PUO														x		NA	NA	NA	8	IND	DNR	DNR
Dalton Corp. Stryker, OH	PUO														x		NA	NA	NA	8	IND	DNR	DNR
Minteq International Bryan, OH	PUO						x										NA	NA	NA	50	IND	DNR	DNR
Pioneer Custom Moldings Bryan, OH	PUO			x													NA	NA	NA	5	IND	DNR	DNR
SUN Pharmaceutical Industries Bryan, OH	PUO		x	x								x					NA	NA	NA	7	IND	DNR	DNR
Trinity Specialty Compounding West Unity, OH	PUO														x		NA	NA	NA	8	IND	DNR	DNR

Table III-5 continued

Facility/Activity Name, Address, Phone	Type of Facility or Activity	Types of Materials Accepted														Service Area			Hours Available to Public	Recyclables Processed from the SWMD (TPY)	Processing Capacity (tons)		
		AC	GL	PL	ONP	OCC	SC	PBd	LAB	Mag	Offp	MXP	ST	App	Oth	County	Townships/Cities	Population Served			% of Material from Sector:	Daily (TPD)	Annual (TPY)
Universal Industrial Products Pioneer, OH	PUO														x		NA	NA	NA	2	IND	DNR	DNR
Tri-State Chicago, IL	BR						x										District	139,997	DNR	13	IND	DNR	DNR
DFPW District																							
Elemental Mercury Collection Dave Heinlen Bowling Green State Univ. 419-372-2173		d	i	s	c	o	n	t	i	n	u	e	d		x		District	140,355	year around	9.5 lbs	100% R&C	DNR	DNR
Pesticide Container Recycling various locations throughout the District	PA														x		District	139,997	year around	DNR	100% R&C	DNR	DNR
Rechargeable Household Battery Collection at participating locations throughout the district	PA, DO														x		District	139,997	year around	DNR	100% R&C	DNR	DNR
HHW Collection Day John's Manville #8 Carpenter Road, Defiance	PA, DO														x		District	139,997	once a year 10/9/2011	12	100% R	DNR	DNR

Table III-5 continued

Facility/Activity Name, Address, Phone	Type of Facility or Activity	Types of Materials Accepted														Service Area			Hours Available to Public	Recyclables Processed from the SWMD (TPY)	Processing Capacity (tons)		
		AC	GL	PL	ONP	OCC	SC	PBd	LAB	Mag	OffP	MxP	ST	App	Oth	County	Townships/ Cities	Population Served			% of Material from Sector:	Daily (TPD)	Ann ual (TPY)
Crescent Electric Defiance, Ohio flourescent bulbs	PA, DO														x		District	139,997	year around	DNR	100% R&C	DNR	DNR
											804,930												

R=Residential; C=Commercial; I=Industrial; PA = Publicly Available; DO = Drop off; BR=Broker; PUO=Private Use Only

AC=Aluminum Containers; GL=Glass Containers; PL= Plastic Containers; ONP=Old Newspaper; OCC=Corrugated Cardboard; SC=Steel Containers; PBd=Paperboard; LAB=Lead Acid Battery; Mag=Magazines; OffP=Office Paper; MxP=Mixed Paper; ST=Scrap Tires; App=Appliances; Oth=Nicad Batteries, Used Oil, Household Batteries, Wood

DNR=Did Not Report

Source(s) of information:

2011 Annual District Report, District Recycling Facility Data

**Table III-6
Composting/Yard Waste Management Activities Used by the District**

Facility Name or Activity	Facility Type	Location	Waste Received from the SWMD		Processing Capacity			Compost Produced (TPY)
		County	Type	Amount (Tons)	Daily (TPD)	Annual (TPY)	Non Compostables Landfilled (TPY)	
Defiance WWTP 26273 St Rte 281 E Defiance, OH 43512 (419) 782-0841	C4R, PA	Defiance	Yard Waste	681.00	N/A	N/A	N/A	N/A
Evergreen Lane Care Center ¹ 06879 Evansport Rd Defiance, OH 43512 (419) 782-5442	C4R, PA	Defiance	Yard Waste	8.00	N/A	N/A	N/A	N/A
Village of Hicksville*	PA, Collection (village collects leaves and land applies)	Defiance	Yard Waste	1166.67	N/A	N/A	N/A	N/A
Andre Farms Compost Site 13529 Co Rd L Wauseon, OH 43567 (419) 337-0406	This facility holds two licenses. C2R & C3R	Fulton	Yard Waste	971.45	N/A	N/A	N/A	N/A
			Bulk Agent	421.00	N/A	N/A	N/A	N/A
			Food Waste	2549.00	N/A	N/A	N/A	N/A
			Animal, Ag and Other waste	1923.00	N/A	N/A	N/A	N/A
Lammon Brothers 7655 County Rd 5-2 Delta, OH 43515 (419) 825-5956	C4R, PA	Fulton	Yard Waste	2485.00	N/A	N/A	N/A	N/A
Village of Delta Compost Facility 375 Rogers St Delta, OH 43515 (419) 822-5300	C4R, PA Land Application	Fulton	Yard Waste	391.00	N/A	N/A	N/A	N/A
Tri-State Garden Supply** U-856 St Route 66 Archbold, OH (419)	C3R	Fulton	Animal, Ag and Other waste	731.00	N/A	N/A	N/A	N/A

Table III-6 continued

Facility Name or Activity	Facility Type	Location		Waste Received from the SWMD		Processing Capacity			Compost Produced (TPY)
		County	Type	Amount (Tons)	Daily (TPD)	Annual (TPY)	Non Compostables Landfilled (TPY)		
Village of Archbold*	PA, Collection (village collects leaves and land applies)	Fulton	Yard Waste	433.33	N/A	N/A	N/A	N/A	
Village of Paulding 116 S Main St Paulding, OH 45879 (419) 399-4011	C4R, PA	Paulding	Yard Waste	2017.00	N/A	N/A	N/A	N/A	
Nothing But Nature* 9780 Road 171 Oakwood, Ohio (419) 594-2438	PA	Paulding	Yard Waste	4.00	N/A	N/A	N/A	N/A	
Village of Payne* Main Street Payne, Ohio	PA, Collection (village collects leaves and land applies)	Paulding	Yard Waste	1.50	N/A	N/A	N/A	N/A	
Cooper Hatchery* P.O. Box 547 Oakwood, Ohio (419) 594-3325	Private facility-land application	Paulding	animal compost	8800.00	N/A	N/A	N/A	N/A	
Bryan Recycling Center 1200 Buffalo Rd Bryan, OH 43506 (419) 636-3382	C4R, PA	Williams	Yard Waste	697.00	N/A	N/A	N/A	N/A	
Edgerton Composting Facility 2 County Road 5 Edgerton, OH 43517 (419) 298-2912	C4R,PA	Williams	Yard Waste	466.00	N/A	N/A	N/A	N/A	
			Bulk Agent	98.00	N/A	N/A	N/A	N/A	
Edon Village Composting 504 Woodville Street Edon, OH 43518 (419) 272-2152	C4R, PA	Williams	Yard Waste	24.00	N/A	N/A	N/A	N/A	
Village of Montpelier Co Rd 1 4 E of Co Rd 10 Montpelier, OH 43543 (419) 485-5543	C4R, PA	Williams	Yard Waste	238.00	N/A	N/A	N/A	N/A	
			Bulk Agent	208.00	N/A	N/A	N/A	N/A	
Village of Pioneer County Rd R Pioneer, OH 43554 (419) 737-2614	C4R, PA	Williams	Yard Waste	156.00	N/A	N/A	N/A	N/A	
			Bulk Agent	225.00	N/A	N/A	N/A	N/A	

Table III-6 continued

Facility Name or Activity	Facility Type	Location		Waste Received from the SWMD		Processing Capacity			Compost Produced (TPY)
		County	Type	Amount (Tons)	Daily (TPD)	Annual (TPY)	Non Compostables Landfilled (TPY)		
Village of West Unity 319 S Liberty St West Unity, OH 43570 (419) 924-2991	C4R, PA	Williams	Yard Waste	338.00	N/A	N/A	N/A	N/A	
			Bulk Agent	57.00	N/A	N/A	N/A	N/A	
#1 Landscape 3775 Ridge Rd Medina, OH (330) 239-2882	C4R	Medina	Yard Waste	16.00	N/A	N/A	N/A	N/A	
Village of Lyons*	PA, Collection (village collects leaves and land applies)	Williams	Yard Waste	35.00	N/A	N/A	N/A	N/A	
Total				25,141.0			0	0	
Total less animal wastes				18,160.6			0	0	

Source(s) of information: Ohio EPA 2011 Draft Compost Facility Report Checklist, printed November 2012

Note: PA - publicly available; DO - Drop-Off Facility; C3R - Class III Registered Compost Facility; PR - Private

* These compost activities were reported directly to the District. Ohio EPA's 2011 Draft Compost Facility Report Checklist did not include these tonnages.

** This facility was not identified on Ohio EPA's compost facility registered lists. However, it was identified on the 2011 Draft Compost Facility Report Checklist.

¹ This compost facility was removed from the registered compost facility list in 2013 and is considered an exempt location.

Table III-7

Facilities Used by the District Which are Located Outside Ohio: Additional Data

Facility Name Type of Facility	Facility Mailing Address/Phone	Facility Owner Address/Phone	Facility Operator Address/Phone	Daily Waste Receipt Limit, (TPD)	Number of Days Facility Open/Year
National Serv-All Landfill	6231 McBeth Road Ft Wayne, Indiana 260-747-4117	Republic Services Ft. Lauderdale, FL	National Serv- All 6231 McBeth Road Ft. Wayne, IN	Unknown	307

Source(s) of information: Phone call

**Table III-8
Open Dumps and Waste Tire Dumps Located in the District**

Site Location (describe briefly)	Latitude (degrees, minutes, seconds)	Longitude (degrees, minutes, seconds)	Land Owner Mailing Address/Phone	Description of Materials Dumped	Approximate Size of Parcel (in acres)	Time Period Site known
Defiance County						
Waste Tire Dump site 8075 Jericho Road Hicksville, OH	DNR	DNR	Ms. Tina Custer 8075 Jericho Road Hicksville, OH	waste tires	approx. 1,000-1,500 tires	New since 2005
Waste Tire Dump site at Express Auto 04728 St Rt 2 Hicksville, OH	DNR	DNR	Ed and Caludia Sowers Express Auto 04728 St Rt 2 Hicksville, OH	waste tires	approx. 250- 300 tires	New since 2005
Fulton County						
Waste Tire Dump site in Wauseon north side of SR 2, 1/2 mile west of CR 7	41 deg. 31' 12"	84 deg. 59' 49"	ME Miller, Inc. 17394 SR 2	waste tires	<1	Letter from Fulton County Health Dept inspection dated October 17, 2008 indicated tires were removed
Tire retail/retread business Jerry's Auto Salvage 26076 County Road J Archbold, OH	DNR	DNR	Mr. and Mrs. Jerry Hoot 26076 County Road J Archbold, OH	waste tires	approx. 40,000 tires	recent discovery May 25, 2012
Paulding County						
Waste Tire in Cecil	DNR	DNR	Thomas and Jacqueline Powell 18585 CR 143	waste tires	approx. 1,000-1,500 tires	DNR
Waste Tire in Paulding TWP	DNR	DNR	Dean's Diesel 1608 US 127	waste tires	approx. 250 tires	DNR
Williams County						
Open Dumpsite in Montpelier corner of CR 8 and CR I	N 41 deg. 32.40	W 84 deg. 44.20	DNR	general refuse & tires	<1	<10 yrs
Waste Tire site 02388 4.50 Road Edgerton, OH	DNR	DNR	Allen Radabaugh 02388 4.50 Road	waste tires	DNR	DNR

Source(s) of information: Ohio EPA Northwest District Office & local Health Departments

Table III-9

Ash, Foundry Sand, and Slag Disposal Sites Used by the District

Site Location (describe briefly)	Land Owner Mailing Address/Phone	Description of Materials Dumped	Approximate Size of Site (in acres)	Time Period Site has Existed
None				

**Table III-10
Solid Waste Haulers Operating in the District**

Name of Hauling Company	Mailing Address Phone Number	Description of Collection Routes	Types of Materials Collected	Estimated Tons Collected from the District (TPY)	Name of Facilities Used by Hauler
Public Sector Haulers					
City of Bryan	103 N. Beech St Bryan, OH	Bryan	General Waste	N/A	Williams County Landfill
Village of Hicksville	111 S. Main St Hicksville, OH	Hicksville	General Waste	N/A	Defiance County Landfill
Village of Montpelier	211 N Jonesville St Montpelier, OH	Montpelier	General Waste	N/A	Williams County Landfill
Private Sector Haulers					
Advanced Sanitation	4829 Co. Rd. N Delta, OH 43515	Fulton County	General Waste	N/A	Defiance County Landfill Henry County Landfill
Allied Waste Services	12604 Co. Rd. G Byran, OH	District Wide	General & Industrial Waste	N/A	Williams County Landfill
Archbold Refuse Service	3-3889 CR 24 Archbold, OH	Fulton & Williams Counties	General, Industrial & C&D	N/A	Defiance County Landfill Williams County Landfill Henry County Landfill
Burnett Refuse	16561 Rd. 27 Ft. Jennings, OH 45844	Paulding County	General Waste	N/A	Defiance County Landfill Hancock County Landfill
ERS	Michigan	District Wide	Non-Haz. Spills/Clean-up	N/A	Williams County Landfill
George's Refuse Service	555 N. East St. McClure, OH 43534	Fulton County	General Waste	N/A	Defiance County Landfill Henry County Landfill
K-Comm Environmental	1021 E. Wallace Fort Wayne, IN 46803	District Wide	Specialized Industrial Wastes (oils, solvents, asbestos, pcb's, etc.)	N/A	National Serv-All, Ft Wayne, IN

Table III-10 continued

Name of Hauling Company	Mailing Address Phone Number	Description of Collection Routes	Types of Materials Collected	Estimated Tons Collected from the District (TPY)	Name of Facilities Used by Hauler
Pike's Refuse	515 W School St West Unity, OH	Williams County	General Waste	N/A	Defiance County Landfill
Real Waste	Paulding, OH	Paulding County	General Waste	N/A	Defiance County Landfill
S&S Sanitation	301 State Route 613 Continental, OH	Paulding & Defiance Counties	General Waste & C&D	N/A	Defiance County Landfill Hancock County Landfill
Select Sanitation	977 Co. Rd. 8 Liberty Center, OH	District Wide	General Waste & C&D	N/A	Defiance County Landfill
Waste Management	2625 East Broadway Northwood, OH	District Wide	General & Industrial Waste	N/A	Evergreen RDF
Waste Management	New Haven, IN	Paulding County	General & Industrial Waste	N/A	National Serv-All, Ft Wayne, IN
Werlor Waste Inc.	1420 Ralston Ave Defiance, OH	District Wide	General, Industrial & C&D	N/A	Defiance County Landfill Williams County Landfill Henry County Landfill
Total				0	

IV. Reference Year Population, Waste Generation and Waste Reduction

A. Reference Year Population and Residential/Commercial Waste Generation

Table IV-1, “Reference Year Population and Residential/Commercial Generation”, presents an estimate of the District’s population and residential/commercial waste generation for 2011. Reference year population data is taken from the Ohio Department of Development’s Office of Strategic Research (ODOD, OSR). OSR provided estimate populations for 2011 based on the 2010 census data by governmental unit.

The Village of Swanton and Scotts Village both occupy the District and another solid waste management district. Ohio law requires that the entire population of a municipality located in more than one solid waste management district be added to the solid waste management district containing the largest portion of the jurisdiction’s population.

Portions of the Village of Swanton are located in Lucas County, part of the Lucas County Solid Waste Management District. The majority of the Village of Swanton resides in Fulton County; therefore the portion of the Village of Swanton located in Lucas County is added to the Fulton County population. Likewise, portions of Scotts Village are located in another solid waste management district; the VanWert County Solid Waste Management District. The majority of Scotts Village resides in VanWert County; therefore the portion of Scotts Village located in Paulding County is subtracted from the Paulding County population. Both of these adjustments are shown in Table IV-1.

The final adjusted District population is 138,403 as indicated in Table IV-1.

To calculate waste generation in the residential/commercial sector the District has several options available. The preferred method for calculating waste generation is by adding recycling to waste disposed. The District could also use published national per capita waste generation estimates from U.S. EPA or use the state of Ohio’s determined per capita waste generation estimates from Ohio EPA.

If we are to use national per capita waste generation estimates for an individual county in Ohio, keep in mind we may not get “true” results. These are national averages and generally, it seems more commercialized/industrialized counties produce higher per capita rates. The latest published national per capita generation rates, published November 2011, for US EPA show a 2010 national per capita generation rate of 4.43 pounds/person/day.

To help districts in calculating waste generation, Ohio EPA also published “Estimating Per Capita Residential/Commercial Waste Generation” in September 2002. These per capita estimates projected annual increases yearly through 2010, showing a projected 4.86 pounds/person/day generation rate. These Ohio EPA projections were roughly based on projected rates of increase from a 1998 US EPA report. Much has changed in the waste management trade and economically since late 1990’s and early 2000.

In Table IV-1 a generation of 111,895 tons is calculated using the District's population and the national per capita generation rate of 4.43 pounds/person/day. Later in Section IV.H the District will compare this waste generation to other estimates to determine the most accurate method.

B. Industrial Waste Generation

To estimate waste generation for the reference year, a survey for the industrial sector was conducted for 2011. The District surveyed 193 industries in SIC codes 20 and 22 through 39. An example survey is located in Appendix E. Approximately 41% (79) of the industries responded to the survey. Approximately 11,506 out of 15,698 of the employees were represented by the survey results. This represents almost 73% of total industrial employment for the District. The survey data is compiled into the spreadsheet located in Appendix F.

To provide an estimated waste generation per SIC code, as required in this Plan Update, the District is using Ohio EPA *Format, version 3.0* Appendix JJ to estimate Total Industrial Waste Generated. Survey responses received by the District reported only recycling data. Therefore a generation was calculated using generation rates provided in Appendix JJ of the Ohio EPA plan format. Table IV-2 shows the industrial waste generation is estimated at 519,971 tons.

C. Exempt Waste

As shown in Table IV-3, "Exempt Waste Generated in the District and Disposed in Publicly Available Landfills", the District disposed of 22,972 tons of exempt waste in the reference year. Exempt waste is material such as construction and demolition debris which is not defined as a solid waste. Exempt wastes may be managed in landfills that have different and often less stringent environmental control requirements. This includes the exempt waste reported by the landfills receiving the District's waste in Table III-1.

D. Total Waste Generation

Table IV-4, "Reference Year Total Waste Generation for the District" presents the total waste generated using national and industrial projections. The District projects 654,838 tons of waste was generated in 2011. The generation rate in pounds per person per day is estimated at 25.93. This included residential/commercial waste generation of 111,895 tons (Table IV-1), 519,970 tons (Table IV-2) of projected industrial waste and 22,972 tons of exempt waste (Table IV-3).

E. Reference Year Waste Reduction

1. Residential/Commercial Sector

The District surveyed recyclers, communities, brokers, buybacks and haulers to obtain recycling and composting data for 2011. The District mailed surveys to commercial

businesses, brokers, buybacks and haulers and received a 33% response from the residential/commercial sector and a 63% response from the brokers.

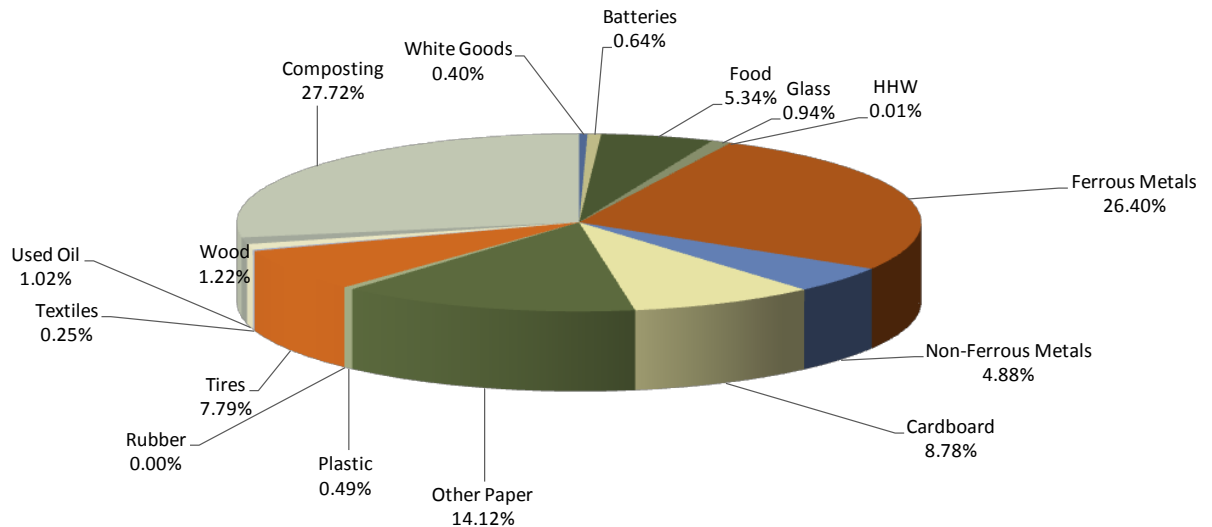
Each county within the District has an Office of Recycling and Litter Prevention (ORLP) that reports only recyclables from residential programs and communities in their County. These recyclable quantities plus the quantities from the survey collection efforts is compiled in Table IV-5, "Reference Year Residential/Commercial Waste Reduction in the District". Survey efforts for residential/commercial recycling resulted in 68,364 tons.

The District was careful to eliminate double counting by requiring each survey respondent to identify who processes and or recycles their solid waste materials. The District then subtracts the generator totals by commodity from the reported processor and recycler data provided to the District. The balance from each processor and recycler is then included as recyclable materials from the District.

In addition, the District exerted special care when counting processor and recycler data to ensure the data represented District generators only and included only materials that are creditable according to Ohio EPA requirements.

Figure IV-1 below summarizes the reconciled county data for the residential/commercial sector for 2011 as reported by each county ORLP, commercial businesses, processors and recyclers. As shown the largest commodity recycled is yard waste followed by ferrous metals.

Figure IV-1 - 2011 Residential/Commercial Waste Reduction



2. Industrial Sector

Table IV-6 shows that 798,675 tons of material was recycled from the industrial sector in the District in the reference year. This recycling data was obtained from the industrial surveys, processors, and recyclers that were received for this Plan Update. The District

surveyed industries in SIC Codes 20, 22-39. All quantities shown are reported quantities to the District. The industrial survey data has been tabulated and is located in Appendix F.

To eliminate double counting, the District requires each industrial survey respondent to identify who processes and/or recycles their solid waste materials. The District then subtracts the generator totals by commodity from the reported processor and recycler data provided to the District. The balance from each processor and recycler is then included in the District's totals. The District also exerts special care in counting processor and recycler data to represent District only generators and record only accountable materials. The District did not classify materials from train boxcars, metals from demolition activities and ferrous metals resulting from salvage operations conducted by licensed motor vehicle salvage dealers.

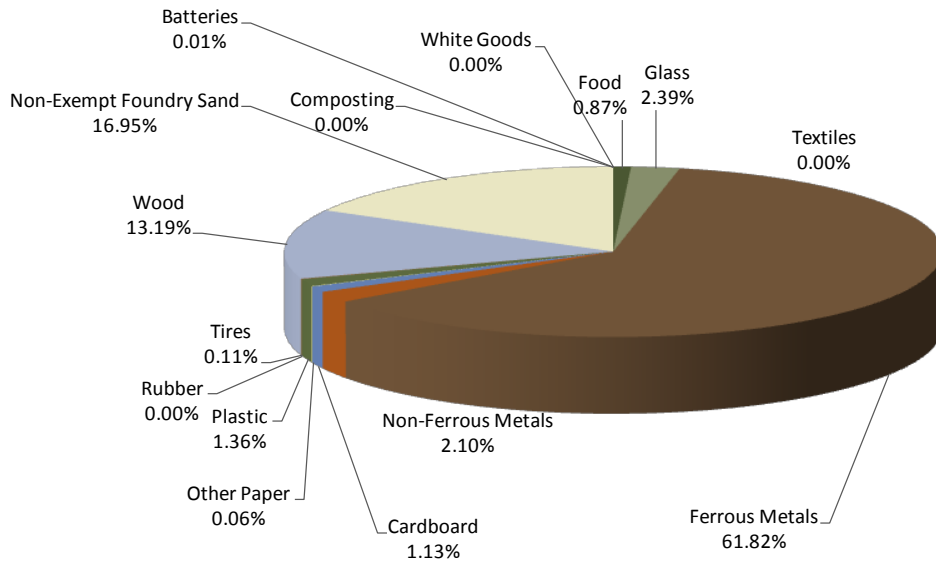
Figure IV-2 and Table IV.E.2 summarizes the reconciled industrial data for the industrial sector in 2011 as reported by industrial businesses, processors, and recyclers. As shown the largest commodity recycled is ferrous metals followed by non-exempt foundry sand.

Table IV. E. 2 Industrial Sector Recycling Tonnages for by Commodity

Commodity	2011 Tons
Batteries	47
Food	6,553
Glass	18,051
Ferrous	467,005
Non-Ferrous	15,896
Cardboard	8,556
Paper	488
Plastics	10,261
Rubber	0
Tires	836
Textiles	7
Wood	99,670
Non-Exempt Foundry Sand	128,045
Ash	525
Other – Coke Breeze	1,920
Volume Reduction due to Incineration	40,815
Total	798,675

The Annual District Report (ADR) for Calendar Year 2011 did not report any source reduction activities or other waste reduction activities for the industrial sector. The 2011 ADR indicated a total of 757,860 tons of industrial waste reduction. Based on the 2011 industrial survey, a total of 40,815 tons of industrial solid waste was reduced via incineration. This amount is added to the 2011 industrial solid waste reduction totals in this Plan Update resulting in 798,675 tons of solid waste reduction.

Figure IV-2 - 2011 Industrial Waste Reduction



F. Existing Waste Reduction/Recycling Activities

The passage of HB 592 set in motion a comprehensive solid waste planning process. This planning process is to reduce generation and disposal of solid wastes, ensure adequate disposal capacity exists, and reduce reliance on Ohio’s landfills. As part of this planning process each county had to become part of a solid waste management district, form a policy committee, and submit a solid waste management plan. A district’s solid waste management plan must show how the district will meet the objectives set in the State Solid Waste Management Plan.

As a result of this, the District developed strategies and programs to address the objectives of the State Solid Waste Management Plan. The strategies and programs discussed in this section provide a description of the strategy and the progress made in the reference year. For planning purposes, all strategies, programs and activities offered prior to 2011 are considered existing. Strategies, programs and activities implemented after 2011 are considered new and are discussed in Section V. Modifications to programs planned in the planning period are also discussed in Section V.

It is important to note the District has four Office of Recycling and Litter Prevention (ORLP) offices, one for each county. These four ORLP have program managers, or coordinators which receive funding from the District and manage/implement the strategies and programs set forth in the plan. Each ORLP is comprised of a

manager/coordinator and support staff that is tasked with running programs and activities for their specific County. Each ORLP is responsible for implementing the solid waste management plan as written and for ensuring the success of each program. The District provides technical assistance and funding to each ORLP.

The management or implementation of each strategy and program is at the discretion of the coordinator. The District realizes each county is different and will not force the coordinators to mold to one set of directives to implement the strategies and programs. The coordinators have the ability to contract for services, hire support staff, share services, etc. The stipulations are to implement the plan and work within the funding provided by the District.

The District achieves a residential/commercial waste reduction rate greater than the 25% state goal. Because of this high waste reduction rate, the District knows allowing each county ORLP to manage/coordinate the strategies and programs works. The District believes this style of solid waste management is in the best interest of the District's residents, businesses and institutions.

1. *Residential/Commercial Sector*

Program Name: Curbside Recycling Programs

IMPLEMENTATION DATE: Communities implemented these programs at various dates. Specific program dates are identified in parenthesis below in the Strategy/Program Description and are provided again in Section VI on the Implementation Table.

WHO WILL IMPLEMENT: Operated and funded by the municipality it serves.

WHO WILL BENEFIT: District residents.

AMOUNT AND TYPE OF MATERIAL REDUCED/RECYCLED: Materials targeted for collection are: aluminum cans, steel cans, glass, plastics, other paper, newsprint, cardboard. Some curbside programs also collect magazines.

STRATEGY/PROGRAM GOAL: The overall goal is collection of recycling materials from District residents. Curbside recycling is a convenient recycling opportunity to District residents.

STRATEGY/PROGRAM DESCRIPTION: Non-subscription curbside programs were implemented in nine District communities in 2011. These communities are: Defiance (began 1993), Sherwood (began 1996), Archbold (began 1995), Swanton (began 1995), Delta (began 1994), Bryan (began 1993), Montpelier (began 1993), Stryker (began 1993), and Edgerton (began 1993).

One community implementing non-subscription curbside services since 2002 switched to subscription services in 2011. Lake Christi Meadows is a premiere lake front community within the City of Defiance in Defiance County where households subscribe to curbside recycling. Lake Christi Meadows consists of approximately three hundred homes.

In 2010, Paulding County added three subscription curbside programs in Paulding, Payne, and Antwerp.

In 2012, Williams County added two non-subscription curbside programs in Edon and Blakeslee.

The City of Defiance encourages curbside recycling by operating a modified volume based trash collection system which limits the number of bags, 4, which residents can set-out each week without incurring extra charges. This system creates an economic penalty for generating excess trash.

MEASUREMENT OF SUCCESS: Curbside recycling programs are convenient for residents. The District will monitor the programs available and the materials accepted. At this time quantified tonnages specific to residential curbside communities in the District are not obtainable.

STRENGTHS AND WEAKNESSES: The District residents/communities are supportive of curbside recycling. The haulers are responsive and progressive with offering this opportunity throughout the District, especially in the major political subdivisions. Since this program is contracted with the private sector District communities will be defined by the opportunity presented. The main challenge is maintaining this system at a high performance level and continuing community commitment to the program.

Program Summary	
Description	Details
Program Number	DRP-1
Entity Responsible for Maintaining Program	Individual County Political Subdivisions
Service Area for Program	District
Targeted Materials Reduced/Recycled	Aluminum cans, steel cans, glass, plastics, other paper, newsprint, and cardboard. Magazines accepted at some locations.
2011 Recycled Tonnage	Unknown
Annual Program Costs	Varies by Political Subdivision
Program Operator/Contractor	Individual County Political Subdivision

Program Name: Drop-off Recycling Programs

IMPLEMENTATION DATE: Communities implemented these programs at various dates. Specific start dates are identified in Section VI on the Implementation Table.

WHO WILL IMPLEMENT: Drop-off recycling programs are coordinated by each county ORLP. Each county ORLP has the discretion to collect materials, contract collection services, process materials, etc. The specific operations of the drop-off programs are flexible to meet the needs of the communities.

WHO WILL BENEFIT: Municipalities, villages, and townships.

AMOUNT AND TYPE OF MATERIAL REDUCED/RECYCLED: Drop-offs accept at a minimum aluminum cans, steel cans, plastic containers (#1 and #2), and newspaper. Some drop-offs do accept more materials than the identified minimum. See Table III-5 for a full list of materials accepted in 2011. Occasionally materials not advertised as accepted are dropped off at these sites. When this occurs each

county ORLP sorts the materials and delivers them to an available outlet. In 2011, 1,824 tons were recycled.

STRATEGY/PROGRAM GOAL: To provide recycling opportunities when curbside is not available, especially to apartments, condominiums and other multi-family housing.

STRATEGY/PROGRAM DESCRIPTION:

Part-time drop-offs are considered mobile drop-off recycling programs. See Mobile Drop-off Recycling Programs for details regarding those programs.

Full-service drop-off locations are available at least 40 hours a week. Most drop-boxes are available 24/7. The few locations not available 24/7 have limited access due to hours of operation of the business. (Note: Drop-off schedules may change. If schedules change each County ORLP will notify residents of any changes.)

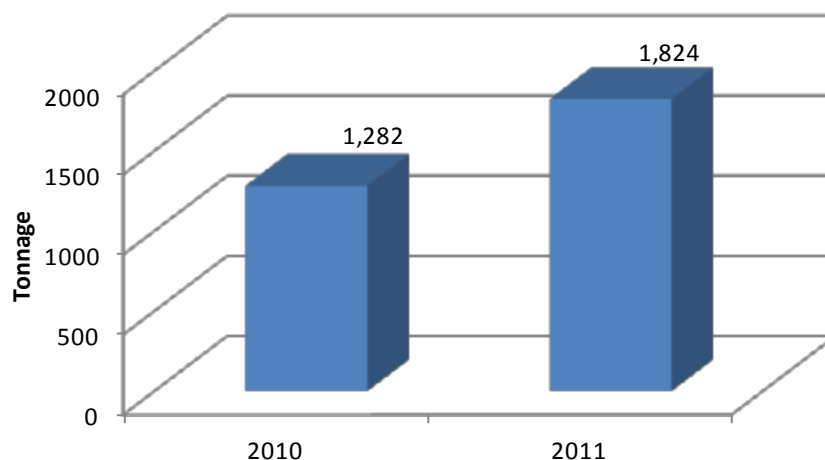
Occasionally site locations may need to change for unforeseen reasons or to maintain performance. All site locations are subject to change. Notification of changes to Ohio EPA will be recorded in the District's Annual District Report.

In addition to the full-service and part-time drop offs, District residents have access to area brokers. These include: N&R&G Recycling, Omnisource, M&K Metal Processors, Werlor, PC Workshop, Northwest Recycling, Triangular Processing, Buckeye Custom Pallets, Erie Recycling, and S&S Glass Specialties. These brokers are private businesses which are available 40 hours a week. These brokers also provide District residents the opportunity to recycle additional materials such as: appliances, batteries, textiles, wood and used oil.

MEASUREMENT OF SUCCESS: The ORLP in each county meet at least quarterly to analyze the residential waste stream, discuss drop-off program operations and establish planning for the next year. The District strives to improve resident participation and material capture rates by keeping residents informed of site and schedule locations on the website and, as funding allows, annual media ads. In 2011, because of funding issues county program managers, except for Fulton County, used the website for drop-off schedules and locations. Fulton County has a contract with the Board of DD to advertise in the drop-off hosting community. The continued increases in material volumes show participation success.

The bar chart below depicts recycling tonnages collected in the District for 2010 and 2011. Tonnages include the mobile drop-off recycling program.

Figure IV-3 Drop-off Recycling Tonnages



STRENGTHS AND WEAKNESSES: Drop-off programs provide opportunity to recycle and provide opportunity to service multi-family housing units. Full-service drop boxes are available more than once a week. Another strength to this program is operations. Each county ORLP has the flexibility to implement the program in a manner that works for the communities.

Program Summary	
Description	Details
Program Number	DRP-2
Entity Responsible for Maintaining Program	Individual County Political Subdivisions or Private Sector
Service Area for Program	District
Materials Reduced/Recycled	At a minimum aluminum cans, steel cans, plastic containers (#1 and #2), and newspaper. Additional materials vary per site.
2011 Recycled Tonnage	1,824 (includes Mobile Drop-offs)
Annual Program Costs	Varies by Political Subdivision
Program Operator/Contractor	Individual County Political Subdivisions and Private Sector Operators

Program Name: Mobile Drop-off Recycling Programs

IMPLEMENTATION DATE: The majority of the mobile drop-off programs began in 1993 and 1994. Specific program dates are identified in Section VI on the Implementation Table.

WHO WILL IMPLEMENT: Drop-off recycling programs are coordinated by each county ORLP. Each county ORLP has the discretion to collect materials, contract collection services, process materials, etc. The specific operations of the drop-off programs are flexible to meet the needs of the communities.

WHO WILL BENEFIT: Municipalities, villages, and townships.

AMOUNT AND TYPE OF MATERIAL REDUCED/RECYCLED: Drop-offs accept at a minimum aluminum cans, steel cans, plastic containers (#1 and #2), and newspaper. Some drop-offs do accept more materials than the identified minimum. See Table III-5 for a full list of materials accepted in 2011. Occasionally materials not advertised as accepted are dropped off at these sites. When this occurs each county ORLP sorts the materials and delivers them to an available outlet. Recycling tonnages are included in the Drop-off Recycling Program.

STRATEGY/PROGRAM GOAL: To provide recycling opportunities when curbside and full-service drop-offs are not available, especially to apartments, condominiums and other multi-family housing. To provide recycling to communities which do not have curbside pick-up or do not have access to a drop-off.

STRATEGY/PROGRAM DESCRIPTION: Full-service drop-offs are considered drop-off recycling programs. See Drop-Off Recycling Programs for details regarding those programs.

Part-time drop-off locations are available less than 40 hours a week but at least once a month. For communities which do not have curbside pick-up or do not have close access to a drop-off recycling facility, the District utilizes mobile drop-off containers. The part-time drop boxes hours and schedules vary. Part-time drop boxes are available at least once a month at regularly scheduled times. Each ORLP educates the county residents on the specifics of the drop-off program resources, rules, and schedule.

MEASUREMENT OF SUCCESS: The ORLP in each county meet at least quarterly to analyze the residential waste stream, discuss drop-off program operations and establish planning for the next year. The District maintains a goal to increase the rate of residential drop-off recycling and improve resident participation by keeping residents informed of site and schedule locations on the website and, as funding allows, annual media ads. In 2011, because of funding issues county program managers, except for Fulton County, used the website for drop-off schedules and locations. Fulton County has a contract with the Board of DD to advertise in the drop-off hosting community. The continued increases in material volumes show participation success. Mobile drop-off recycling tonnages are included in Figure IV-3 above.

STRENGTHS AND WEAKNESSES: Drop-off programs provide opportunity to recycle and provide opportunity to service multi-family housing units. Another strength to this program is operations. Each county ORLP has the flexibility to implement the program in a manner that works for the communities. Mobile sites have an attendant during available hours that monitor materials and manage site locations. This is a benefit to stakeholders and site owners. Restricted hours present a weakness in availability for residents.

Program Summary	
Description	Details
Program Number	DRP-3
Entity Responsible for Maintaining Program	Individual County Political Subdivisions or Private Sector
Service Area for Program	District

Materials Reduced/Recycled	At a minimum aluminum cans, steel cans, plastic containers (#1 and #2), and newspaper. Additional materials vary per site.
2011 Recycled Tonnage	Included with Drop-Off Recycling Program totals
Annual Program Costs	Varies by Political Subdivision
Program Operator/Contractor	Individual County Political Subdivisions and District

Program Name: Yard Waste Management Program

IMPLEMENTATION DATE: The District recognized the need for yard waste management education in 1993. At which time this program was developed to promote backyard composting and Don't Bag It. The last plan update identified the following additional areas to expand this program: District-wide Yard Waste Facility Strategy, District-wide Yard Waste Program Mgt Strategy, Yard Waste Performance Monitoring, and Yard Waste Recycling Performance Evaluation. These expanded strategies were slated to begin in 2009.

WHO WILL IMPLEMENT: District will ensure implementation.

WHO WILL BENEFIT: All residents in the District.

AMOUNT AND TYPE OF MATERIAL REDUCED/RECYCLED: Yard Waste (brush, leaves, grass, wood, etc.). The surveyed facilities accepting yard waste reported 18,161 tons recycled.

STRATEGY/PROGRAM GOAL: Educate residents about yard waste and help ensure outlets for yard waste are available throughout the District.

STRATEGY/PROGRAM DESCRIPTION:

Backyard Composting and Don't Bag It – ORLP maintains brochures and awareness materials for distribution to residents.

District-wide Yard Waste Facility Strategy – The focus of this strategy is for ORLP with the assistance of the District to encourage creation of new compost facilities by working with and supporting political subdivisions. This strategy did begin in 2009. Help is always available when requested but little response has been received.

The continued availability of disposal and/or processing facilities will be monitored by the District program managers. Any shortfall or excess capacities will be documented within the ORLP Committee meetings to aid the District program managers in managing their respective yard waste volumes. Those parties with an expressed interest in construction of an additional management facility, whether public or private, will be supplied with the composting facility siting strategy.

District-wide Yard Waste Program Mgt Strategy – The focus of this strategy is for ORLP with the assistance of the District to work with political subdivisions in implementing, maintaining, improving, or creating yard waste programs. This strategy did begin in 2009. Help is always available when requested but little response has been received. The focus of this strategy overlaps with the Yard Waste Facility Strategy. This strategy will not continue in this planning period.

Yard Waste Performance Monitoring – This monitoring strategy was created for ORLP to periodically collect data on the collection of yard waste, evaluate the data, and recommend any changes. Data is collected annually. Over the past few years, the data shows insignificant variations. The District did not need further actions for evaluating survey efforts and has not recommended changes to current activities.

Yard Waste Recycling Performance Evaluation- This strategy was created to evaluate the performance of these yard waste programs. In 2011, a performance evaluation was not conducted for yard waste recycling programs because volumes increased from the previous year.

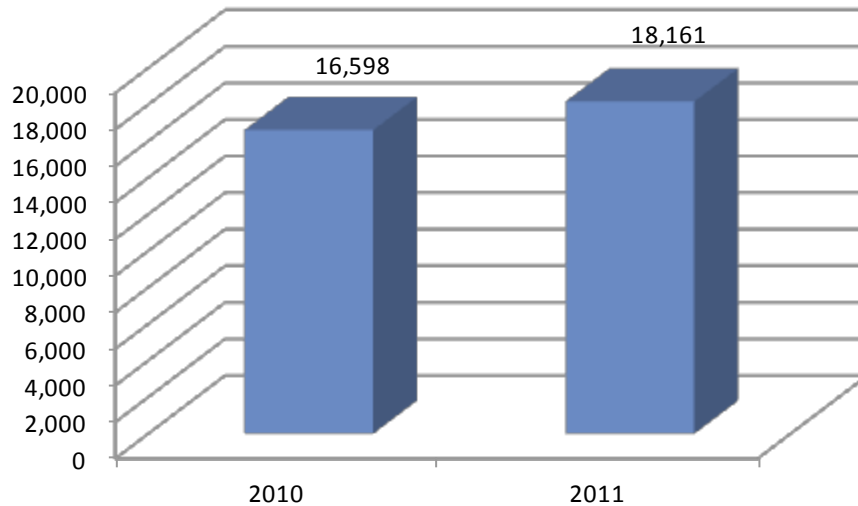
The Districts stand on yard waste programs is to let the private sector and political subdivisions handle the materials. The District supports these systems with education. The District is fortunate and has been served very well by the private sector and political subdivisions (15 registered facilities and 5 publicly available leaf collection systems).

MEASUREMENT OF SUCCESS: Success in an education based program is difficult to measure. If residents are backyard composting then materials are being diverted from the landfills and the compost facilities. The District continues to maintain tracking of the reported yard waste numbers from the compost facilities.

STRENGTHS AND WEAKNESSES: The major strength is the outlets provided and the availability of the District & ORLP to assist when needed. An identified weakness is the lack of request for assistance in implementing, maintaining, improving, or developing new yard waste programs or facilities. Private facilities have their own expertise and seek political subdivisions independently rather than seeking District assistance.

Program Summary	
Description	Details
Program Number	DRP-4
Entity Responsible for Maintaining Program	Individual Political Subdivisions and Private Sector
Service Area for Program	District
Materials Reduced/Recycled	Yard Waste (brush, grass, leaves, wood, etc.)
2011 Recycled Tonnage	18,161
Annual Program Costs	Unknown
Program Operator/Contractor	Individual Political Subdivisions and Private Sector

Figure IV-4 Yard Waste Recycling Tonnages



Program Name: Household Hazardous Waste Management Program

IMPLEMENTATION DATE: This program began in 1996 with growing concerns of the environmental and safety hazards which could result from landfilling and incineration of HHW. The District and Board of Directors will only undertake this program to the extent and in the manner which is consistent with industry practices, and complies with all regulatory and statutory requirements, and is economically practicable.

WHO WILL IMPLEMENT: District will ensure implementation.

WHO WILL BENEFIT: District residents.

AMOUNT AND TYPE OF MATERIAL REDUCED/RECYCLED: HHW (paint, oil, antifreeze, pesticides, batteries, miscellaneous chemicals, electronics, etc.). The education provided by this program results in recycling of materials at the Household Hazardous Waste Day and at other outlets. Materials recycled at other outlets are not counted in the 4.71 tons of materials recycled at the Household Hazardous Waste Day in 2011.

STRATEGY/PROGRAM GOAL: To continue to assure environmentally safe disposition of household hazardous waste with minimization, recycling, and reuse taking the highest priority.

STRATEGY/PROGRAM DESCRIPTION: The main focus of this program, since inception, is awareness and education. In 2005 the program added collection of HHW. The central objective of HHW management in the District has been and will continue to assure the success in diverting HHW from the landfills to proper disposal methods. Awareness and education about HHW will continue to facilitate this goal, functionally acting as a large campaign to gain public support. Here is a description of each component of this program:

Awareness – The objectives of the Awareness program will be to increase awareness to the members of the community about the following:

- HHW sources;
- Effects of HHW;
- Laws pertaining to HHW;

- Benefits of proper handling of HHW;
- Alternatives to HHW generation; and
- Specific organization/events throughout the District which are dedicated to an environment free HHW related pollution.

Additionally, the objective of the awareness program will be to do the following:

- Change attitudes about hazardous wastes, and
- Set an example for those who are not involved.

These objectives may be accomplished with press releases about HHW collection events in neighboring Districts or communities, to report on the progress on long-term efforts to remove HHW from local waste, and any other matters relating to HHW which are of sufficient interest to promote awareness. In 2011, the HHW collection event date, location, and materials accepted was advertised in the local newspaper (which reaches all four counties) and on the website.

Promotional campaigns were used to challenge the individual townships, villages, and cities to compete with each other for the removal of HHW from the local community's waste. Community awards were generally presented (when criteria was met) in April of the reference year, in conjunction with the District's Keep America Beautiful Month activities to recognize special community driven achievements.

A brochure is updated regularly and distributed at public events within the District to explain what HHW is, where it can be found, non-hazardous substitute products that are available and how to dispose or recycle HHW. A poster summarizing the brochure is updated regularly by District students during county sponsored poster contests. Local ads promoted HHW collection events (both in and out of the District) and promoted environmentally safe handling of HHW. The effectiveness of such activities was monitored by the District and were expanded, modified, or discontinued as determined appropriate by the Board.

The District instituted a HHW Hotline at each ORLP. The purpose of the Hotline was to provide a means of filling in information gaps left from collection events and brochures, serving as an information clearinghouse for disposal and recycling facilities, accepting those wastes which are not accepted at regular collection events or clarifying the types of waste which are accepted at these events. Another high priority of the Hotline was to disseminate current information about facilities accepting any particular waste at any time a resident needs to dispose of it.

Education – The education program objectives continue to educate the general public, with emphasis on school based programs and civic groups, about the following subject matters:

- Effects of improper disposal of HHW;
- Need for environmentally sound practices for handling HHW;
- Advantages of recycling HHW;
- Methods available to minimize HHW generation; and
- Laws surrounding improper disposal of HHW.

The District believed it was important to assure that the illegal dumping of hazardous waste is more expensive than the cost of proper management methods. Printed material is available educating the need for increased enforcement of dumping laws and encouraging the judicial system to levy maximum fines for violators.

Kindergarten through 12th grade lesson plans focused on issues of HHW identification, the impacts of improper disposal including an overview of groundwater contamination and air pollution that results from improper disposal, the laws surrounding hazardous waste and the alternatives to landfilling and incinerating HHW. Teacher training is available in the use of the lesson plans during in-service days held in conjunction with other Litter Prevention and Recycling Programs. In 2011, lesson plans for the classroom and teacher training was not requested and turned down when offered. The District has noticed a decrease in requests for HHW information with the changing of Ohio schools to the common core teacher program. Materials will be maintained but it is uncertain whether this will be effective in the future.

The District is available to present for various civic organizations and local neighborhood associations in the District. Working in cooperation with local environmental groups and solid waste managers, the presentations target objectives substantially the same as education programs in the schools. The education program continues to collect and publicize the educational tools/resources available through the Ohio EPA, ODNR, professional HHW handlers, or a district reference library, for classroom and civic meeting use throughout the District. These resources included, but were not limited to the following:

- Educational films/videos/books, including a description of the content and suggested grade level or age of the user;
- A list of resources available in other communities as part of a resource exchange program; and
- A reference section of news articles about current events and research into HHW avoidance and disposal alternatives.

In 2011, eight presentations were provided to organizations.

Collection Programs –

- Mercury Collection – Years prior to 2011, residents had the opportunity to recycle Mercury. Collected mercury was taken to Bowling Green State University for proper handling through their hazardous waste

contractor. In 2011, Bowling Green State University no longer supported the mercury collection, thus this collection has ended.

- Paint Collection – not a separate collection drive. Paint is accepted at the Household Hazardous Waste Day and at various business outlets in the District.
- Computer and Electronics Collection – not a separate collection drive. Computers and electronics are accepted at the Household Hazardous Waste Day and at various business outlets in the District.
- Pesticide Container Collection – Not a separate collection drive. Pesticide containers are accepted at various business outlets in the District.
- Car Battery Recycling – Advertising effort through dealers and OMNI continues.
- Rechargeable Batteries - Not a separate collection drive. Rechargeable batteries are accepted at various business outlets in the District.
- Household Hazardous Waste Day – The District hosts a Household Hazardous Waste day once a year in Defiance County available to all residents. Materials accepted at this event are paints, pesticides, batteries, electronics, etc. In 2011, 4.71 tons were recycled at the Household Hazardous Waste Day.

MEASUREMENT OF SUCCESS: Success is educating the residents about HHW.

STRENGTHS AND WEAKNESSES: Strengths include diversion of HHW from the landfills, environmentally safe handling of materials, education, and participation. Event costs and location are weaknesses that the District has little control over. Factors, such as, lack of a facility large enough to handle traffic flow or collection volumes and variety of materials, burdens the District to seek volunteer sponsors and site locations. As a result, most years the event is held in Defiance County.

Program Summary	
Description	Details
Program Number	DRP-5
Entity Responsible for Maintaining Program	District
Service Area for Program	District
Materials Reduced/Recycled	Paint, oil, antifreeze, pesticides, batteries, miscellaneous chemicals, electronics, etc.
2011 Recycled Tonnage	4.71 tons of HHW
Annual Program Costs	Unknown
Program Operator/Contractor	Various Private and Public Sector Entities

Program Name: Scrap Tire Collection Program

IMPLEMENTATION DATE: Existing prior to 1993 the District made aware to residents the private sector outlets available for tire recycling.

WHO WILL IMPLEMENT: District will ensure implementation.

WHO WILL BENEFIT: District residents.

AMOUNT AND TYPE OF MATERIAL REDUCED/RECYCLED: Waste tires. District survey for 2011 indicated 825 tons of waste tires were recycled in the District. Surveys are from area recyclers and District landfills (which accept tires for a nominal fee). Data reports from facilities submitted to Ohio EPA indicated the District recycled 5,104 tons of tires in 2011. The 5,104 tons of recycled tires is used in this Plan Update.

STRATEGY/PROGRAM GOAL: To divert tires from landfills and from open dumping.

STRATEGY/PROGRAM DESCRIPTION: Educate residents to available outlets for recycling tires. Tires are accepted for recycling at the landfill for a nominal fee. Each county ORLP educates the public to available scrap tire recycling outlets. In 2011, the Paulding County hosted a county-wide recycling drive that did accept scrap tires. These tires were taken to the landfill for recycling.

MEASUREMENT OF SUCCESS: Success is recycling tonnages of tires. The District tracks the tire recycling yearly.

STRENGTHS AND WEAKNESSES: Strengths include the available private sector outlets and drop-off availability at landfills.

Program Summary	
Description	Details
Program Number	DRP-6
Entity Responsible for Maintaining Program	District responsible for education. Private sector outlets and landfills are responsible for their businesses.
Service Area for Program	District
Materials Reduced/Recycled	Tires
2011 Recycled Tonnage	5,104
Annual Program Costs	unknown
Program Operator/Contractor	Various Private Sector Entities

Program Name: Residential/Commercial Sector Education and Awareness Programs

IMPLEMENTATION DATE: 1993

WHO WILL IMPLEMENT: District will ensure each county ORLP implements education to their communities.

WHO WILL BENEFIT: District residents.

AMOUNT AND TYPE OF MATERIAL REDUCED/RECYCLED: No materials targeted. This is an education program.

STRATEGY/PROGRAM GOAL: To positively affect the behavior of District residents through education and recycling opportunities, causing them to reduce, reuse and recycle their waste. The District believes the key to successfully meeting the waste reduction goal is an aggressive program, which positively affects the attitudes and behaviors of future adults.

STRATEGY/PROGRAM DESCRIPTION: Each county ORLP develops and administers comprehensive education and awareness programs and source reduction/recycling awareness campaigns for their county.

Education and Awareness Program –

- K-12 programs – Youth education programs attempt to instill the attitude that it is desirable to use recyclable material more than once and to encourage students to share this message with other children and adults alike. Providing leadership for the next generation in the fight for waste reduction and material reuse is also a key. For youth programs, promotions are primarily performed by visits to schools, corresponding to school districts, and classroom presentations. ORLP uses the following education activities: essay contests, class presentations, poster contests, outdoor classrooms, etc. In 2011, approximately 347 presentations were given reaching 4,240 students.
- Secondary education and Adult programs – These programs aim at promoting recycling as a community responsibility and managing waste effectively for the future. Promotions are through awareness efforts.

Source Reduction/Recycling Awareness Campaigns – These campaigns include:

- Production and distribution of local and/or District program brochures - Brochures contain persuasive arguments as to the benefits of source reduction and recycling and the negative ramifications of indiscriminant purchase and disposal of consumer goods without attempting to reduce, reuse and recycle. Brochures provide the user of the recycling system with enough information to properly select and prepare recyclable materials for pick-up or drop-off, and to know where and when the collection occurs. In 2011, brochures were made available.
- Development of free-standing portable displays to be used at County functions including fairs, festivals, environmental events, etc. – Downing boards were displayed at various malls and county fairs throughout the District.
- Comprehensive media campaign - Monthly radio ads and newspaper articles promoted activities and collection drives. In addition the District maintains the website at www.4cswd.com to educate and serve as a resource for recycling information.

District will pursue available grant funding for relevant programs – The 2009 Plan added this element to pursue Community Grants from ODNR. (Note: Grants are now issued from Ohio EPA.)

Measure effectiveness of R/C Education and Awareness Programs by collecting data on programs was added in the 2009 Plan. Education programs are difficult to measure. The District has collected information and data. The data demonstrates increased recycling.

MEASUREMENT OF SUCCESS: While the District cannot directly measure the effects of an education program, it is hopeful that the comprehensive education programs will result in increased recycling amounts and increased participation in overall recycling programs.

For in classroom presentations, the ORLP provides teachers with a post-activity evaluation to evaluate the person implementing the program. This allows the ORLP to critique the program and the performance. ORLP further contacts teachers, principals, and administrators periodically for monitoring the program.

The effectiveness of the secondary education and adult programs at changing attitudes and creating understanding will be determined through feedback from random sampling of function and seminar attendees, and a post activity re-evaluation process by the person implementing the display or seminar. Comments from these interviews and evaluation forms were examined for suggestions in order to continually improve the program.

The success of the source reduction/recycling awareness campaign will be manifested in changes in consumer attitudes which can result in lower per capita generation rates, increased recycling, and/or better preparation of recyclables for collection or drop-off.

STRENGTHS AND WEAKNESSES: A meeting is held at the end of the activity period for the Board of Directors to assess the overall effectiveness of the year's efforts and discuss strategies for future improvements. Each county is staffed with ORLP to offer these education and awareness opportunities. The District successfully demonstrates higher residential/commercial waste reduction rates, which is believed to be a result of this program.

Program Summary	
Description	Details
Program Number	DEP-1
Entity Responsible for Maintaining Program	District (ORLP)
Service Area for Program	District
Materials Reduced/Recycled	N/A
2011 Recycled Tonnage	N/A
Annual Program Costs	Unknown
Program Operator/Contractor	District (ORLP)

Program Name: Community Development Grants

IMPLEMENTATION DATE: Existing prior to 1993.

WHO WILL IMPLEMENT: District

WHO WILL BENEFIT: District and District residents.

AMOUNT AND TYPE OF MATERIAL REDUCED/RECYCLED: No materials targeted.

STRATEGY/PROGRAM GOAL: To receive a grant to assist community development in the District.

STRATEGY/PROGRAM DESCRIPTION: Ohio EPA and ODNR combined litter and recycling departments to streamline operations for recycling and litter. The previously participated in ODNR Community Development Grant Program in now referred as Ohio EPA's competitive grant program. Two types of community grants are now offered: Litter Collection and Prevention Grant and Community Recycling Grant. The District will evaluate opportunities to participate in any of the available grants each year.

MEASUREMENT OF SUCCESS: Success is receiving a grant.

STRENGTHS AND WEAKNESSES: All grant applications are competitive in nature and are not guaranteed. If a grant is awarded to the District, they contribute to the municipalities and counties of the District.

Program Summary	
Description	Details
Program Number	DGP-1
Entity Responsible for Maintaining Program	District, District counties, Municipalities
Service Area for Program	District
Materials Reduced/Recycled	N/A
2011 Recycled Tonnage	N/A
Annual Program Costs	N/A
Program Operator/Contractor	District, District counties, Municipalities

Program Name: Market Development Grants

IMPLEMENTATION DATE: Existing prior to 1993.

WHO WILL IMPLEMENT: District

WHO WILL BENEFIT: District and District residents.

AMOUNT AND TYPE OF MATERIAL REDUCED/RECYCLED: No materials targeted.

STRATEGY/PROGRAM GOAL: To receive a grant to promote market development in the District.

STRATEGY/PROGRAM DESCRIPTION: Ohio EPA and ODNR combined litter and recycling departments to streamline operations for recycling and litter. The previously participated in ODNR Market Development Grant in now referred as Ohio EPA's competitive grant program. A market development grant is offered through Ohio EPA's grant program. The District will evaluate opportunities to participate in the grant each year. The District applies for grants when local businesses indicate a desire to participate in such programs. ORLP annually contact companies to ensure awareness of this opportunity.

The District may sponsor a private sector business or non-profit organization that address recycled materials targeted on an annual basis.

MEASUREMENT OF SUCCESS: Success is receiving a grant.

STRENGTHS AND WEAKNESSES: All grant applications are competitive in nature and are not guaranteed.

Program Summary	
Description	Details
Program Number	DMDP-1
Entity Responsible for Maintaining Program	District
Service Area for Program	District
Materials Reduced/Recycled	N/A
2011 Recycled Tonnage	N/A
Annual Program Costs	N/A
Program Operator/Contractor	District

OTHER PROGRAMS

Program Name: Roadway Litter Collection Program

IMPLEMENTATION DATE: Existing prior to 1993.

WHO WILL IMPLEMENT: Roadway litter collection program is coordinated by each county ORLP.

WHO WILL BENEFIT: District and District residents.

AMOUNT AND TYPE OF MATERIAL REDUCED/RECYCLED: No materials targeted. Each county recycles all materials collected that are recyclable.

STRATEGY/PROGRAM GOAL: To provide funding for collection of roadside litter from each county.

STRATEGY/PROGRAM DESCRIPTION: The District annually funds the collection of litter from county roadways throughout the District.

MEASUREMENT OF SUCCESS: Success is litter free roadways.

STRENGTHS AND WEAKNESSES: A weakness is limited funding available.

Program Summary	
Description	Details
Program Number	DOP-1
Entity Responsible for Maintaining Program	ORLP
Service Area for Program	District
Materials Reduced/Recycled	N/A
2011 Recycled Tonnage	Included in District recycling totals
Annual Program Costs	\$40,000
Program Operator/Contractor	District

Annual District Report (1995 State Plan Goal #6)

The District annually completes the Annual District Report form to report annual recycling tonnages and implementation status of the solid waste management plan. This is not a requirement of the Plan Update. It is a requirement for the District to comply with State Plan goals.

Waste Streams Restricted from Landfill and Incinerator Disposal (1995 State Plan Goal #2 and #5)

The District has strategies to manage yard waste and scrap tires with the Yard Waste Management Program and the Scrap Tire Collection Program. The proper management of lead-acid batteries is presented in the District's Household Hazardous Waste Management program. Private businesses and recycling facilities for lead-acid batteries are located within the District.

2. Industrial Sector

Most of the recycling completed within the industrial sector is self-initiated. The 757,860 tons of recyclables collected and processed and 40,815 tons of solid waste reduction through incineration by the industrial sector in 2011 was completed by industries to reduce the amount of waste they dispose and reduce subsequent costs.

The 2011 ADR did not report any source reduction activities for the industrial sector.

Program Name: Technical Assistance

IMPLEMENTATION DATE: Existing prior to 1993.

WHO WILL IMPLEMENT: District

WHO WILL BENEFIT: District and District residents.

AMOUNT AND TYPE OF MATERIAL REDUCED/RECYCLED: No materials targeted.

STRATEGY/PROGRAM GOAL: Education program for businesses.

STRATEGY/PROGRAM DESCRIPTION: The District's technical assistance program includes the following (Note: These sub-categories are taken from the Implementation Schedule as shown on Annual District Reports.):

Telephone Assistance – The District and each ORLP answer questions via telephone calls.

Web Page – The District maintains the web page for industries to use 24/7. Industries are encouraged use the waste exchange programs through the website.

Market Development Grants – ORLP contact area companies to promote the possibility of receiving a Market Development Grant. When companies are interested, ORLP assists in completion of the application.

Education/Awareness Presentations – Presentations are available when requested. In 2011, no presentations were requested.

Recycling Drives – The 2009 Plan identified Recycling Drives as an existing outlet for the industrial sector. The intent was an opportunity. However, due to the nature of the industrial sector waste stream regulations this was not needed. This component of Technical Assistance will cease for this planning period.

Waste Audits – Waste audits are offered on an as needed or requested basis. In 2011, no waste audits were requested. Industrial waste composition is highly specific to the individual industry due to the wide variety of production techniques used. Consequently, industries have been and will continue to be individually addressed to effectively minimize this component of the waste stream.

Annual Survey – Industries are surveyed annually.

District Industrial Waste & Recycling Subcommittees - The District's two Industrial Recycling Subcommittees served to help determine and plan strategies to increase the amount of industrial waste recycled. The committees meet on a regular basis and analyze methods for targeting specific waste streams. Methods include, but are not limited to, planning information campaigns, conducting seminars, providing alternative uses for waste products participating in cooperative ventures with the private sector, and lending technical or financial assistance to private companies to implement process improvements which result in source reduction of waste. A list of the members of these committees is provided in Section I.

MEASUREMENT OF SUCCESS: This is an education program. Success is difficult to measure. The District will continue to track annual recycling.

STRENGTHS AND WEAKNESSES: With the waste reduction rate at 82% of the industrial waste generated, intensive source reduction and recycling activities are evident.

The presence of numerous recycling brokers and processing facilities within and close to the District, specifically serving the industrial community, benefits waste minimization and recycling.

The District’s existing industrial sector recycling and technical assistance programs are part of the District’s comprehensive recycling infrastructure that is exceeding Ohio’s recycling goals. The main challenge for the District is to maintain this system at a high performance level and continue industry’s commitment to the program through communicating the cost benefit of recycling and reducing waste.

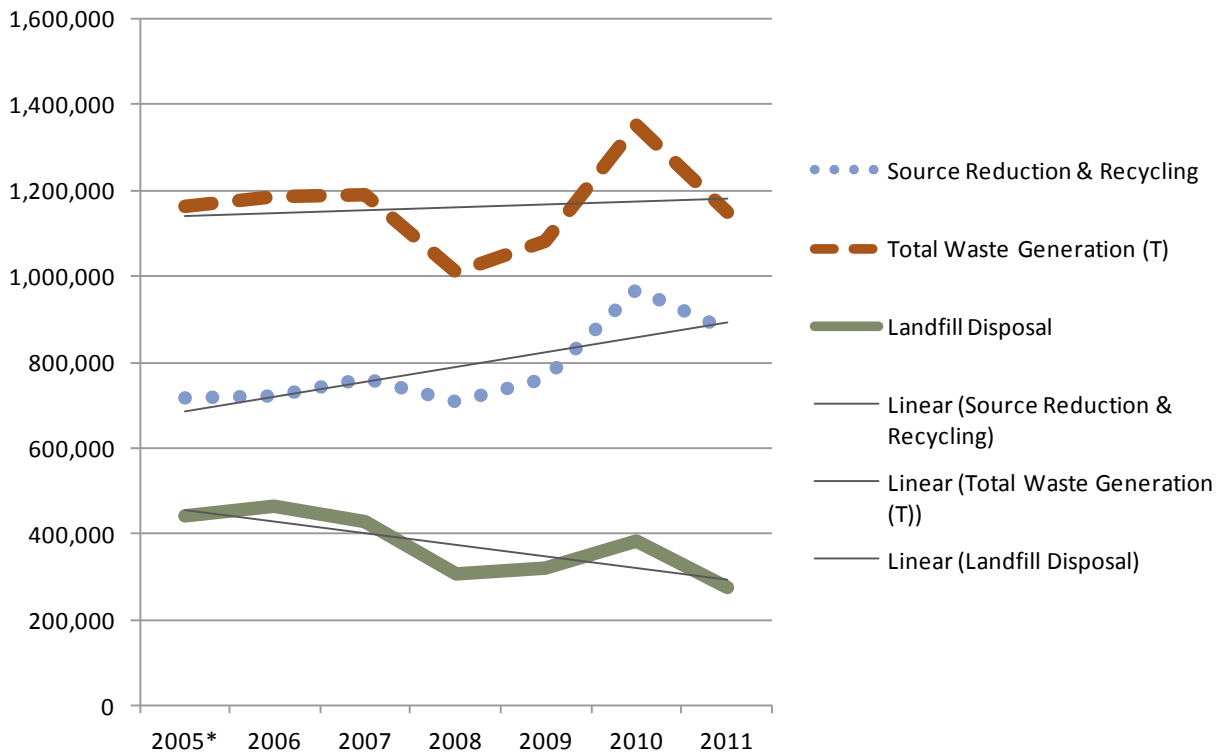
Program Summary	
Description	Details
Program Number	DIRP-1
Entity Responsible for Maintaining Program	ORLP
Service Area for Program	District
Materials Reduced/Recycled	Batteries, cardboard, ferrous metals, food, glass, non-ferrous metals, paper, plastic, rubber, tires, textiles, wood, ash, non-exempt foundry sand
2011 Recycled Tonnage	798,675
Annual Program Costs	N/A
Program Operator/Contractor	ORLP

F. Total Waste Generation: Historical Trends of Disposal Plus Waste Reduction

Table IV-7 presents total waste generation determined by adding waste reduction to waste disposal. Waste reduction tonnages include recyclables reported on District surveys to Ohio EPA. District surveys include brokers, commercial businesses, industrial businesses, yard waste activities, and reported incineration. Ohio EPA data includes compiled data from facility reports. This data is provided to the District yearly in the *Annual District Report Review Forms* and in various reports on Ohio EPA’s website.

In 2011, the District generated 1,149,111 tons of solid waste based on landfill disposal, yard waste composting, and recycling. Increases in generation are seen from 2005-2007, then in 2008 the generation drops. Since 2008, the waste generation has fluctuated. To analyze this data the District created the linear graph as shown in Figure IV-5 below. While the line graphs do show fluctuation the trend lines demonstrate a slow growth in waste generation, growth in recycling and reduction in disposal.

Figure IV-5 Historical Waste Reduction, Disposal and Generation



G. Reconciliation of Waste Generation

Total waste generation is calculated in Section IV.D and Section IV.G using different methodologies. The determination must be made as to which calculated method for waste generation is more accurate for the District. Waste generations calculated in Section IV.D as shown in Table IV-4 uses national and industrial projections which estimates a lower waste generation rate than calculated in Section IV.G as shown in Table IV-7.

Of these two methods, the District believes the true or more accurate method for calculating waste generation is provided in Table IV-7. The per capita generation rates in Table IV-4 for residential/commercial and industrial are lower than historical per capita generation rates. Historical records show the per capita generation rates for residential/commercial around 6 pounds/person/day and the industrial around 30 pounds/person/day.

As shown in Figure IV-5 the District experiences fluctuations but follows a linear trend. The national averages calculate waste generation lower than historical trends depict. Thus, the District will use the waste generation presented in Table IV-8 based on disposal plus recycling.

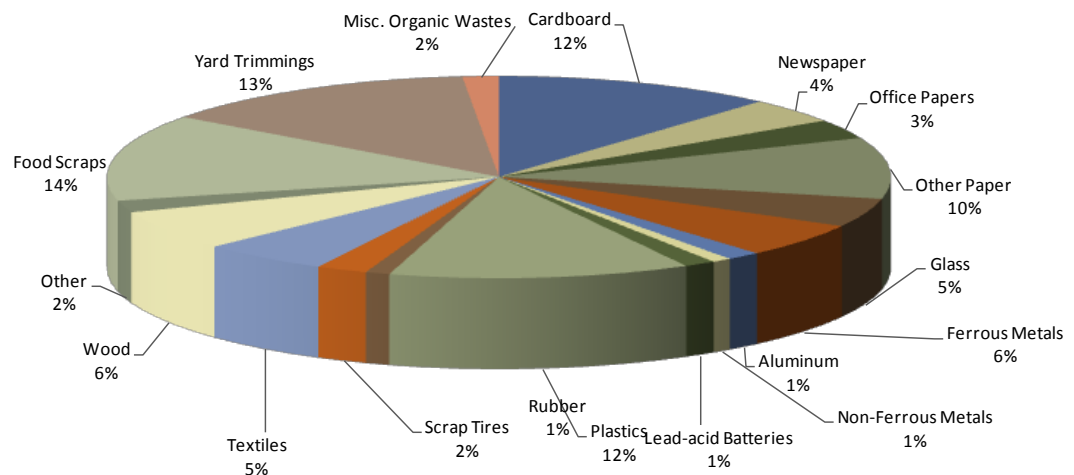
H. Waste Composition

1. Residential/Commercial Sectors

The District estimated the residential/commercial sector waste stream composition in Table IV-9 using the national averages provided by U.S. EPA's "Municipal Solid Waste Generation, Recycling, and Disposal in the United States Tables and Figures for 2010" published in December 2011. The total waste generation (from Table IV-8) was multiplied by the estimated percentage of the waste stream for each commodity (from U.S. EPA).

The largest component of the residential/commercial waste stream is projected to be food scraps followed by a close second in yard trimmings. These two waste stream materials account for approximately 27.3% of the waste stream. Third is plastic at 12.4% and fourth is cardboard at 11.6%. The following figure depicts the residential/commercial waste composition as estimated for the reference year:

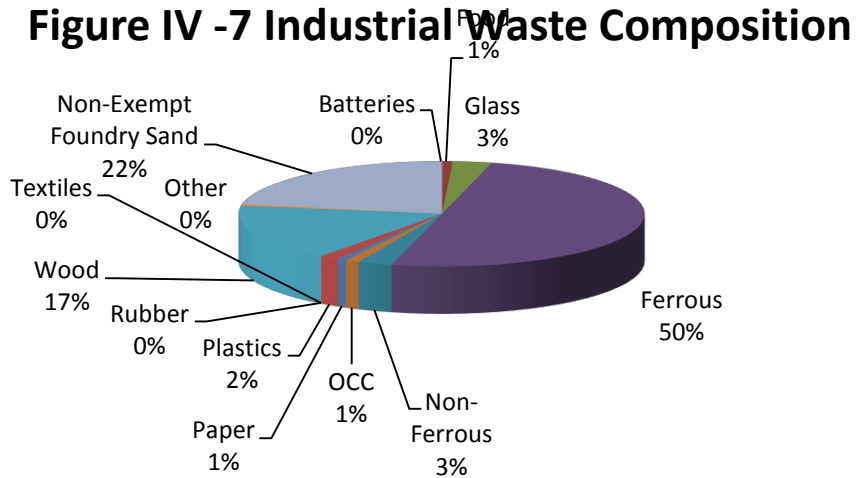
Figure IV-6 - Residential/Commercial Waste Composition



This is an estimate. The District knows from recycling data that more amounts of ferrous metals and scrap tires must be in the waste stream than estimated above. According to the 33% response of surveys the District recycled more ferrous metals than represented by the national estimate of 6% of the waste stream. Thus the estimated waste stream composition presented in Table IV-9 could be adjusted slightly to account for the dynamics of the District. For instance cardboard could be lowered by about 2-3% and plastics could be lowered by 2-3% to raise the ferrous metals up to about 12%.

2. Industrial Sector

The industrial waste composition included in Table IV-10 is estimated based on the amount of industrial waste disposed and recycled. All recycled materials and waste disposed are reported. The remainder of unknown material disposed in the landfill is categorized as other. The largest component of the industrial waste stream is ferrous metals (50%). Foundry sand and wood were the next two largest components of the industrial waste stream. The following figure depicts the industrial waste composition for the reference year.



**Table IV-1
Reference Year Population and Residential/Commercial Generation**

County/Community Name	2011 Population		National Generation Rate (lbs/person/day)	2011 District Residential/Commercial Generation (Tons)
	Before Adjustment	After Adjustment		
Defiance County	38,884	38,884	4.43	111,895.37
Fulton County	42,510	42,510		
Village of Swanton (Lucas County)		110		
Paulding County	19,420	19,420		
Scotts Village (VanWert County)		(118)		
Williams County	37,597	37,597		
Total District Population	138,411	138,403		

Notes:

Adjustments: Swanton has more than 50% of the population living inside Fulton County and a portion living inside Lucas County. The population of this community is therefore added to the District totals. Scotts Village has less than 50% of the Population living inside Paulding County and more than 50% living in Van Wert County. The population of this community is therefore subtracted from the District totals.

Source:

Population - Ohio Policy Research and Strategic Planning Office "2011 Population Estimates by County, City Village and Township", dated July 2011

2010 National Generation Rate - from US EPA report "Municipal Solid Waste, Generation, Disposal and Recycling in the United States: Facts and Figures for 2010, published in November 2011.

Sample Calculation:

Residential/Commercial Generation:

Total Res/Com Generation =

$$\begin{aligned}
 & \text{Population (people) x Generation Rate (lbs/person/day)} \\
 & \quad \quad \quad \times 365 \text{ (days/year)} \\
 & \quad \quad \quad \quad \quad \quad 2,000 \text{ (lb/ton)} \\
 \\
 111,895.37 = & \quad \quad \quad \frac{138,403 \times 4.43 \times 365}{2,000 \text{ (lb/ton)}}
 \end{aligned}$$

**Table IV-2
Industrial Waste Generation Survey Respondents vs. Unreported**

Standard Industrial Classification (SIC)	Survey Respondents				Amounts Based Upon Secondary Data (Unreported)				Total Industrial Waste Generated (Tons)
	# of Industries	# of Employees	Tons of Waste Generated	Generation Rate (T/employee)	# of Industries	# of Employees	Generation Rate (T/employee)	Tons of Waste Generated	
20	4	857	21,755.60	25.39	3	463	13.92	6,444.96	28,200.56
22	0	0	0.00	0.00	0	0	9.99	0.00	0.00
23	0	0	0.00	0.00	0	0	2.80	0.00	0.00
24	7	249	24,221.50	97.28	2	377	51.62	19,460.74	43,682.24
25	4	1,991	57,567.30	0.00	0	0	1.79	0.00	57,567.30
26	2	145	2,785.80	19.21	0	0	17.50	0.00	2,785.80
27	0	0	0.00	0.00	1	855	6.70	5,728.50	5,728.50
28	1	90	7.10	0.00	1	100	12.43	1,243.00	1,250.10
29	0	0	0.00	0.00	0	0	7.33	0.00	0.00
30	14	2,029	5,025.80	2.48	1	200	7.29	1,458.00	6,483.80
31	0	0	0.00	0.00	0	0	3.41	0.00	0.00
32	6	802	9,554.50	0.00	2	375	10.55	3,956.25	13,510.75
33	9	1,976	255,046.00	0.00	2	414	36.93	15,289.02	270,335.02
34	18	1,151	35,130.40	0.00	6	1,093	11.16	12,197.88	47,328.28
35	12	907	2,689.60	2.97	2	195	5.72	1,115.40	3,805.00
36	2	14	9.30	0.00	0	0	2.98	0.00	9.30
37	4	272	24,881.10	91.47	3	370	3.21	1,187.70	26,068.80
38	0	0	0.00	0.00	1	200	1.74	348.00	348.00
39	4	175	412.00	2.35	0	0	4.62	0.00	412.00
unknown SIC	12	398	12,455.40	31.29	0	0	0.00	0.00	12,455.40
Total	99	11,056	451,541.40	272.44	24	4,642	211.69	68,429.45	519,970.85

Source:

Unreported number of Industries and Number of Employee Data is from the Harris Directory

Unreported Waste Generation Rate is from OEPA Plan Format Appendix JJ

Reported Waste Generated includes only reported recycling data

Unknown SIC are from industries that responded and did not record their SIC code on the survey form.

Sample Calculations:

$$\begin{aligned} \text{Reported generation rate (SIC Code 20)} &= \frac{\text{Tons of reported waste generated}}{\text{\# of reported employees}} \\ 25.39 &= \frac{21,755.60}{857} \end{aligned}$$

$$\begin{aligned} \text{Total tons of unreported waste generated (SIC code 20)} &= \text{\# of unreported employees} \times \text{unreported generation rate} \\ 6,444.96 &= 463 \times 13.92 \end{aligned}$$

$$\begin{aligned} \text{Total tons of waste generated (SIC Code 20)} &= \text{Tons of reported waste generated} + \text{tons of unreported waste generated} \\ 28,200.56 &= 21,755.60 + 6,444.96 \end{aligned}$$

Table IV-3
Exempt Waste Generated in the District
and Disposed in Publicly-Available Landfills

Type of Waste Stream	Generation Rate (lb/person/day)	Total Exempt Waste Generation (TPY)
Construction and Demolition Debris; asbestos	0.91	22,972.07
Total	0.91	22,972.07

Source:

Table III-1

Sample Calculation:

$$\text{Generation Rate (lbs/person/day)} = \frac{\text{Total Exempt Waste (tons/yr)} \times 2,000 \text{ (lb/ton)}}{\text{District Population} \times 365 \text{ days/year}}$$

$$0.91 = \frac{22,972.07 \times 2,000}{138,403 \times 365}$$

Table IV-4
Reference Year Total Waste Generation for the District

Type of Waste	Generation Rate (lbs/person/day)	Generation Tons/Year
Residential/Commercial	4.43	111,895.37
Industrial	20.59	519,970.85
Exempt	0.91	22,972.07
Total Waste Generation	25.93	654,838.29

Source:

Residential/Commercial - Table IV-1

Exempt - Table IV-3

Industrial -Tons/year is taken from Table IV-2

Industrial - Generation Rate is calculated using the following equation.

Sample Calculation:

$$\text{Generation Rate (lbs/person/day)} = \frac{\text{Total Industrial Waste (tons/yr)} \times 2,000 \text{ (lb/ton)}}{\text{District Population} \times 365 \text{ days/year}}$$

$$4.43 = \frac{111,895.37 \times 2,000}{138,403 \times 365}$$

**Table IV-5
 Reference Year Residential/Commercial Waste Reduction in the District**

Type of Waste Source Reduced	TPY	Type of Waste Recycled	TPY	Incineration, Composting, Resource Recovery		
				Total Waste Received	Residual Landfilled	Net Waste Reduced
		White Goods	259	Incineration	Ash	Net Incineration
		Batteries	420	0	0	0
		Food	3,497	Composting	Residuals	Net Compost
		Glass	614	18,161		18,161
		HHW	5	Resource Recovery	Ash	Net Resource Recovery
		Ferrous Metals	17,293	0	0	0
		Non-Ferrous Metals	3,199			
		Cardboard	5,752			
		Other Paper	9,248			
		Plastic	322			
		Rubber	0			
		Tires	5,104			
		Textiles	164			
		Used Oil	667			
		Wood	800			
		Commingled	2,804			
		Electronics	56			
		Ash	0			
Subtotal	0		50,204			18,161
				Grand Total		68,364

Source:

2011 ADR for DFPW Counties ; Data and Information from Recycling Haulers

Note: Yard waste was recorded on the 2011 ADR as 18,160.61 tons.

Table IV-6
Reference Year Industrial Waste Reduction in the District

Type of Waste Source Reduced	TPY	Type of Waste Recycled	TPY	Incineration, Composting, Resource Recovery		
				Total Waste Received	Residual Landfilled	Net Waste Processed
		White Goods	0	Incineration 61,222	Ash 20,407	Net Incineration 40,815
		Batteries	47			
		Food	6,553			
		Glass	18,051	Composting 0	Residuals 0	Net Compost 0
		Ferrous Metals	467,005			
		Non-Ferrous Metals	15,896	Resource Recovery	Ash	Net Resource Recovery
		Cardboard	8,556			
		Other Paper	488			
		Plastic	10,261			
		Rubber	0			
		Tires	836			
		Textiles	7			
		Wood	99,670			
		Non-Exempt Foundry Sand	128,045			
		Ash	525			
		Other - Coke Breeze	1,920			
Subtotal	0		757,860			40,815
Grand Total						798,675

Source:

2011 ADR for DFPW Counties

Incineration totals from industry surveys

**Table IV-7
 Total Waste Generation Based Upon Disposal Plus Waste Reduction**

Year	Management Method Used (TPY)						Total Waste Generation (T)
	Source Reduction & Recycling	Yard Waste Composting	Yard Waste Land Application	Incineration	MSW Composting	Landfill Disposal	
2005*	675,773	7,715	0	35,752	0	441,919	1,161,159
2006	665,641	8,878	0	46,701	0	465,834	1,187,054
2007	713,330	8,547	0	42,181	0	427,778	1,191,836
2008	655,068	9,846	0	40,866	0	305,225	1,011,005
2009	709,745	13,542	0	38,492	0	319,760	1,081,539
2010	914,305	16,598	0	38,429	0	383,989	1,353,320
2011	808,064	18,161	0	40,815	0	275,092	1,142,131

Source:

* Data from 2005 was taken from Ratified Plan

District Annual Reports and Ohio EPA Facility Data Reports
 Incineration data from District reports.

Table IV-8
Adjusted Reference Year Total Waste Generation
for the District

Type of Waste	Generation Rate (lbs/person/day)	Tons/Year
Residential/Commercial	6.26	158,231
Industrial	38.04	960,928
Exempt	0.91	22,972
Total Waste Generation	45.22	1,142,131

Sources:

Exempt Generation Rate: Table IV-3;

Population: Table IV-1

Tons/Year = Residential/Commercial waste (Table III-1) + Recycling (Table IV-5)

Tons/Year = Industrial Waste (Table III-1) + Industrial Recycling (Table IV-6)

Sample Calculations (R/C):

Tons/Year = Tons Disposed + Tons Recycled

$$158,231 \text{ (tons/year)} = 89,867 \text{ (tons/year)} + 68,364 \text{ (tons/year)}$$

$$\text{Generation Rate (lbs/person/day)} = \frac{\text{Total Waste (tons/yr)} \times 2,000 \text{ (lb/ton)}}{(\text{District Population}) \times 365 \text{ days/year}}$$

$$6.26 = \frac{158,231 \times 2,000}{138,403 \times 365}$$

Table IV-9
Estimated Residential/Commercial Waste Stream
Composition for the District for the Reference Year

Waste Stream Material	Percentage of the Waste Stream	Tons
Cardboard	11.6%	18,355
Newspaper	4.0%	6,329
Office Papers	3.1%	4,905
Other Paper	9.8%	15,507
Glass	4.6%	7,279
Ferrous Metals	5.5%	8,703
Aluminum	1.4%	2,215
Non-Ferrous Metals	0.8%	1,266
Lead-acid Batteries	1.3%	2,057
Plastics	12.4%	19,621
Rubber	1.0%	1,582
Scrap Tires	2.1%	3,323
Textiles	5.3%	8,386
Wood	6.4%	10,127
Other	1.9%	3,006
Food Scraps	13.9%	21,994
Yard Trimmings	13.4%	21,203
Misc. Organic Wastes	1.5%	2,373
Totals	100.0%	158,231

Source:

Percentages from U.S. EPA "Municipal Solid Waste Generation, Recycling, and Disposal in the United States Tables and Figures for 2010" published December 2011

Table IV-10

Estimated Industrial Waste Composition for the Reference Year in the District

Waste Stream Type	TPY	Waste Stream Type	TPY
Batteries	67.85	Paper	6,608.93
Food	7,858.69	Plastics	15,346.63
Glass	29,927.98	Rubber	17.10
Ferrous	480,910.32	Textiles	14.37
Non-Ferrous	26,154.80	Wood	166,702.33
OCC	10,635.61	Other	4,390.18
		Non-Exempt Foundry Sand	212,292.74
Subtotal	555,555	Subtotal	405,372
Grand Total			960,928

Source(s) of information:

District Industrial Waste Survey for calendar year 2011 solid waste generation by type of waste and SIC number.

Total Waste generation for each type of waste and SIC number may be found in Appendix F Generated.

Each industrial waste component was projected using the adjustment factor to account for non-respondent industries.

Sample Calculation:

$$\text{Adjustment Factor} = \frac{\text{Total Industrial Waste Generated (Table IV-8)}}{\text{Total Industrial Waste Generated (Table IV-2) + Foundry Sand}}$$

$$\text{Adjustment Factor} = 1.657954 = 960,928 / 451,541$$

$$\text{Type of Industrial Waste Generated (Tons)} = \text{Type of Industrial Waste Generated (Appendix F Generated)} \times \text{Adjustment Factor}$$

$$10,635.61 \text{ (tons of cardboard)} = 6,414.9 \text{ (tons of cardboard from Appendix F Generated)} * 1.657954$$

V. Planning Period Projections and Strategies [ORC Section 3734.53(A)(5)-(6)]

A. Planning Period

Ohio Law requires solid waste management plans to develop projections for population, waste generation, and waste reduction for a minimum of ten years into the future and provide strategies to meet waste management needs for those ten years. The planning period must begin the calendar year following the draft plan due date. The planning period for this Plan Update begins January 1, 2015 and extends for fifteen years through year 2029.

B. Population Projections

The District's population projections are presented in Table V-1, "District Population Projections". The population estimate from Section IV for the 2011 reference year is 138,403. The estimate includes population estimates of 138,411 for all four counties of the District plus 110 for Swanton (Lucas County because more than 50% of this political subdivisions' residents live inside Fulton County) and minus 118 for Scotts Village (Paulding County because more that 50% of this political subdivisions' residents live outside Paulding County in Van Wert County).

It is suggested Districts use the latest population projections from the Ohio Department of Development, Office of Statistical Research to estimate populations for the planning period. The population projection for future years are estimated using the growth rates of each individual county in the District as illustrated by the table below.

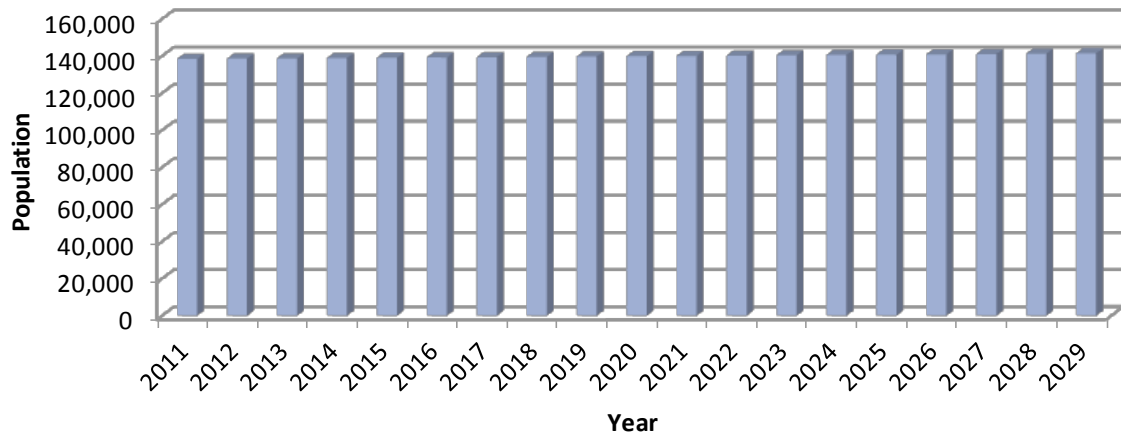
Community Population	County Percent Change from 2010-2030 ¹	County Annual Percent Change
Defiance	2%	0.08%
Fulton	10%	0.50%
Swanton (Lucas)	-6.0%	-0.30%
Paulding	-6.0%	-0.28%
Scotts Village (Van Wert)	-4.0%	-0.19%
Williams	-2%	-0.10%

¹ Ohio Department of Development. Policy Research and Strategic Planning Office. "Projected Population: County Totals" July, 2012.

The District projects the population will continue to grow slowly over the planning period. The 2.0% growth rate projects a total population of 141,383 by 2029.

Figure V-1 depicts the estimated total District population throughout the planning period.

Figure V-1 District Population Projections



C. Waste Generation Projections

1. Residential/Commercial Sector

In determining planning period projections for residential/commercial waste generation, the District consulted U.S. EPA published reports and historical trends.

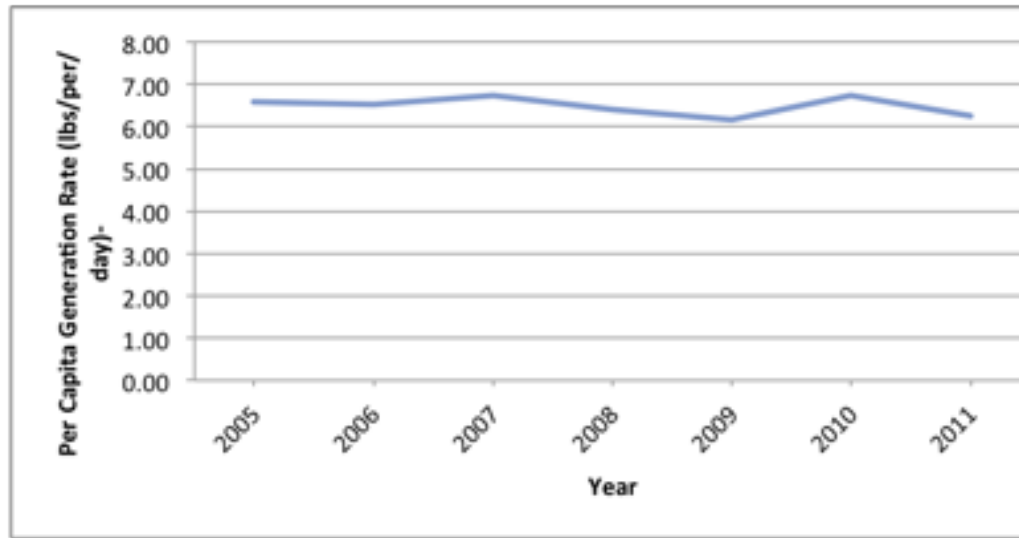
U.S. EPA's published reports ("Municipal Solid Waste Generation, Recycling and Disposal in the United States: Facts and Figures") for years 2005 through 2009 show decreasing waste generations (4.6 down to 4.34 pounds/person/day). It appeared the nationwide trend in municipal generation correlated with the economic recession of the United States. Waste generation decreased during times of economic decline. Then in 2010, the U.S. EPA published a national waste generation rate of 4.43 pounds/person/day; approximately a two percent increase from 2009.

Figure V-2, shows District residential/commercial historical trends in per capita waste generation from 2005 to 2011. This figure shows fluctuations from a low of 6.15 pounds/person/day to a high of 6.75 pounds/person/day. The median per capita waste generation is 6.53 pounds/person/day.

Figure V-3 Historical Trends in Residential/Commercial District Waste Generation

Year	Per Capita Generation Rate (lbs/person/day)
2005	6.59
2006	6.53
2007	6.75
2008	6.40
2009	6.15
2010	6.75
2011	6.26

median	6.53
mode	6.75
average	6.49



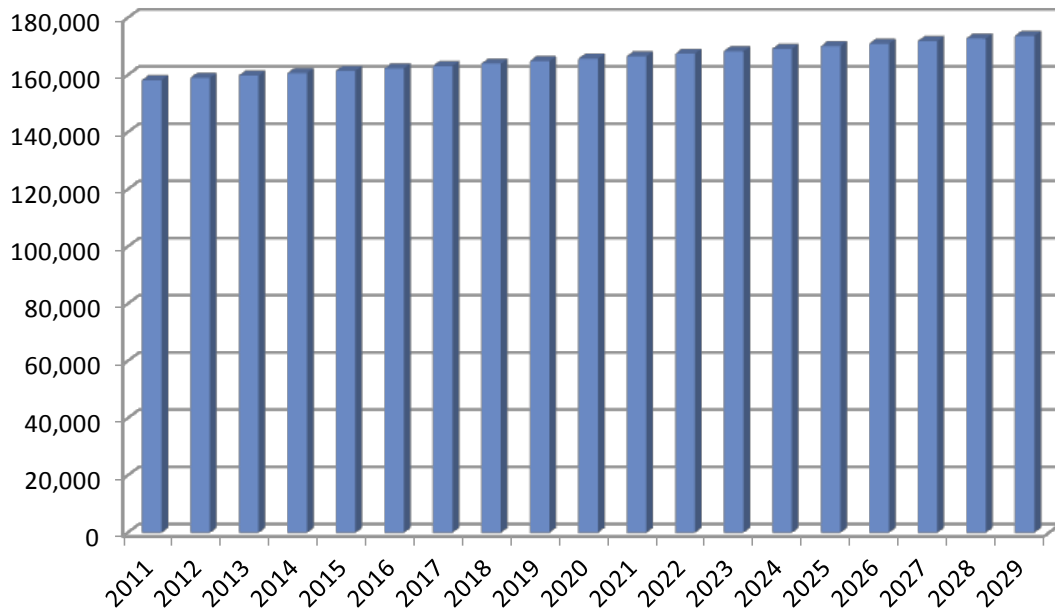
The District has seen minimal fluctuations in per capita generation. The 2011 per capita generation is slightly lower than the median. This coupled with the predicted rise in population are indicators the District will see growth in the planning years. Applying a 0.4 percent increase annually to the 2011 per capita generation rate of 6.26 pounds/person/day maintains an average of 6.50 pounds/person/day throughout 2011-2029 planning years. A 0.4 percent increase shows growth and remains consistent with historical trends. The economy is growing but un-employment is still high. This is a conservative growth projection for the District in the planning process of this plan update due to uncertain economic conditions.

The District's residential/commercial waste generation projections are presented in Table V-2, "District Residential/Commercial Waste Generation (TPY)". Waste generation is presented for the 2011 reference year and each subsequent year through 2029.

The total residential/commercial waste generation estimate for 2011 is 158,231 tons. Residential/commercial waste generation is projected to increase throughout the planning period. Beginning in 2015, the first year of the planning period, residential/commercial waste is projected to be 161,504 tons. This is expected to increase to 173,681 tons in 2029, a 10% increase from 2011.

Figure V-3 depicts the estimated residential/commercial waste generation throughout the planning period.

Figure V-3 District Residential/Commercial Waste Generation (2011-2029)



2. Industrial Sector

The District’s industrial waste generation projections are presented in Table V-3, “Projected Industrial Waste Generation”. Industrial waste generation is presented by Standard Industrial Classification (SIC) code for the 2011 reference year and each year of the planning period through 2029. A description of each SIC code is presented in Table V-3A.

The results of the industrial waste generation survey are presented in Table IV-2; however, the adjusted industrial waste generation figure in Table IV-8 is used for future projections. For 2011, the industrial waste generated for each SIC code is calculated based on the survey results and the total industrial waste generation. Waste generation per SIC Category was determined for 2011 multiplying the waste generation to the calculated 2011 distribution per SIC Category as determined on Table IV-3. See Table V-3, “Projected Industrial Waste Generation” for an example calculation.

The percent annual change for waste generation is calculated using the average annual change in employment for the broad category of manufacturing industries. Ohio Department of Job and Family Services use to track changes in employment by SIC code but now uses the new NAIC system. In estimating the average annual change in employment of manufacturing industries the District consulted the Ohio Department of Job and Family Services. Ohio Department of Job and Family Services produces data and

reports about labor market information (employment levels, un-employment rates, wages and earnings, employment projections, and etc.) specific to Ohio.

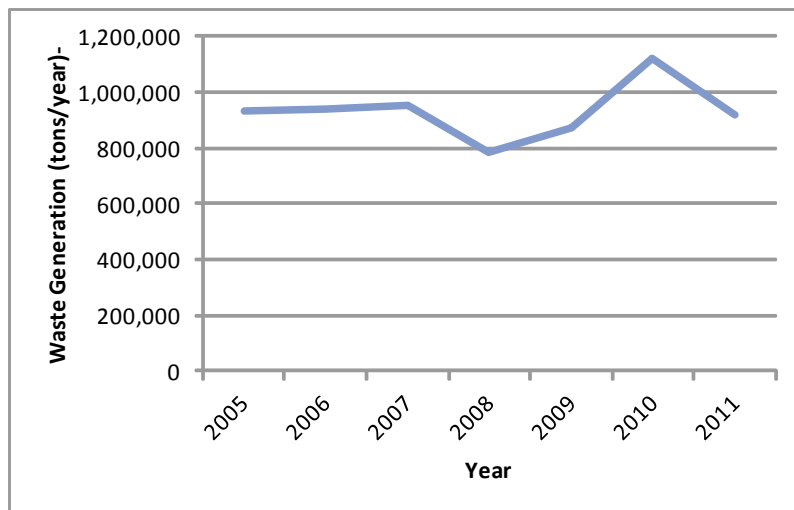
The majority of the District falls in the Northwest Economic Development Region 2. Consulting the report and employment projections provided in the document “2018 Ohio Job Outlook, Northwest Ohio Economic Development Region 2”, employment is projected to increase 1.8% from 2008-2018. This region is expected to have a slower growth than the statewide average. Slower growth is projected in regions that have higher concentrations of manufacturing.

Manufacturing employment is expected to decline at 16.9% over this same period. This equals an average annual decrease in industrial employment of -1.69%. The District used this rate to project an annual decrease in industrial waste generation until year 2018. Employment is a good indicator for increases and decreases in waste generation. However, due to uncertainties and the fact these employment projections are over a region, the District prefers to keep industrial waste generation constant beyond year 2018. Historically the industrial waste generation has not declined lower than 780,000 tons/year. Figure V-4 below shows the historical waste generation from 2005- 2011. The median value of waste generation is 932,617 tons.

Figure V-4 Historical Trends in Industrial Waste Generation

Year	Waste Generation
2005	932,617
2006	937,731
2007	950,897
2008	787,275
2009	872,534
2010	1,123,796
2011	920,113

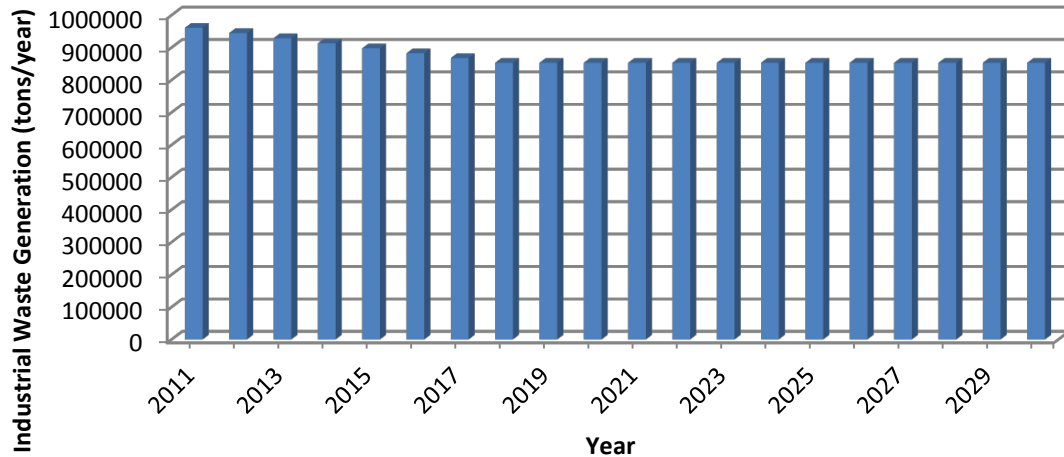
median	932,617
average	932,138



The District projects industrial waste will decrease from 960,928 tons in the reference year to 852,854 tons in 2029 the final year of the planning period, a decrease of 11.2 percent

Figure V-5 depicts the estimated industrial waste generation throughout the planning period.

Figure V-5 Industrial Waste Generation (2011-2029)



3. Total Waste Generation

Total waste generation projections for the District during the planning period are presented in Table V-4, “Total Waste Generation for the District During the Planning Period (in TPY).” The total waste generation estimate for the 2011 reference year is 1,142,131 tons. This includes residential/commercial waste (158,231 tons), industrial waste (960,928 tons), and exempt waste (22,972 tons). Exempt waste is projected to remain constant. The generation rate in pounds per person per day for the reference year is 45.22 and 40.67 in 2029, the final year of the planning period. Total waste generation is projected to decrease 32,567 tons over the fifteen- year planning period (2015-2029) from 1,082,074 to 1,049,507 tons in 2029, a 3% change.

Figure V-6, depicts the total waste generation.

Figure V-7 depicts waste generation per sector as a percentage of the total waste generation.

Figure V-6 District Total Waste Generation Projections

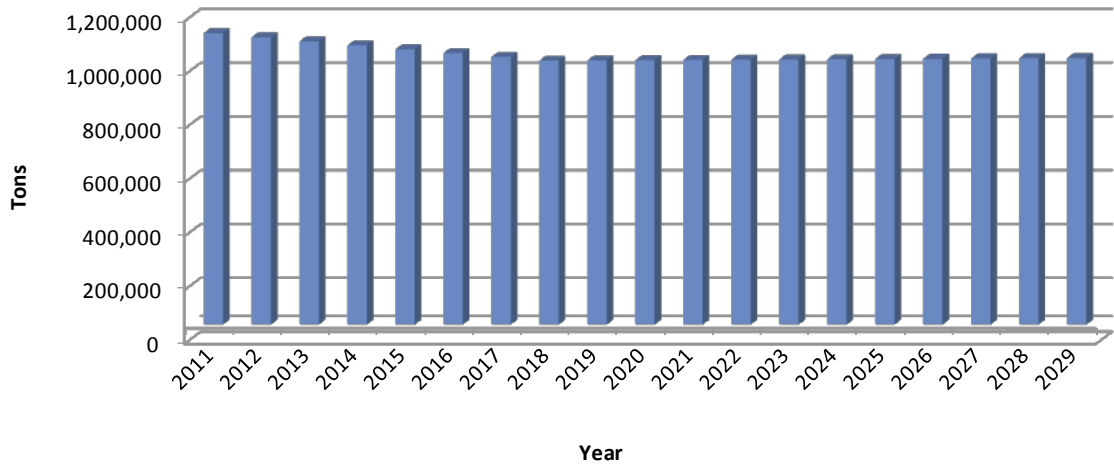
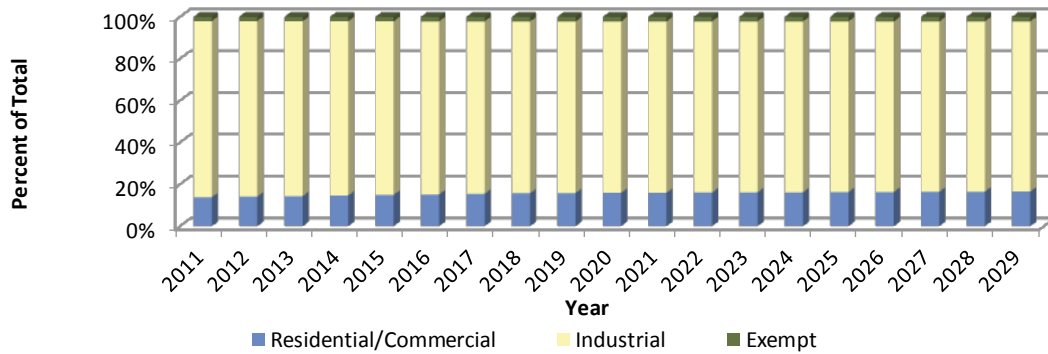


Figure V-7 District Total Waste Generation Projections Per Sector



D. Projections for Waste Stream Composition

The District does not anticipate any major changes in the composition of the waste stream during the planning period. However, a change in economic conditions, or the closure of an industrial facility could greatly impact the industrial, as well as residential/commercial projections. Current projections indicate the District’s residential/commercial and industrial solid waste stream will remain stable over the fifteen-year planning period.

The District’s periodic survey of industries should alert the District to any major changes in the industrial sector. The District will report any significant changes in waste stream composition in the Annual Report.

E. Waste Reduction and Recycling Strategies through the Planning Period

The District's 2009 Approved Plan demonstrated compliance with the seven goals of the 1995 State Plan. Since the adoption of the 1995 State Plan, the director of the Ohio EPA working with the Solid Waste Management Advisory Council has prepared and adopted two other state plans. These are the 2001 State Plan and the 2009 State Plan. The 2001 State Plan introduced minor adjustments to the 1995 goals. The 2009 State Plan introduces a number of changes to the goals that guide programming.

Solid waste management districts writing plans have been instructed to use *Format, version 3.0* which follows the 1995 State Plan. Since, an updated format has not been issued, Ohio EPA has directed Districts writing plans to continue using *Format, version 3.0*. This means Districts are only required to demonstrate compliance with the 1995 State Plan Goals. Ohio EPA does encourage District's to work towards the 2001 and 2009 State Plan goals when writing solid waste management plan updates.

The District will continue to develop recycling and waste reduction strategies to meet the goals established in the 1995 State Plan. The goals include:

Goal #1 Access to Alternate Waste Management Opportunities

The District shall provide access to recycling and waste minimization opportunities for municipal solid waste to its residents and businesses. At a minimum the District must provide access to recycling opportunities to 90% of its residential population.

Goal #2 Waste Reduction and Recycling Rates

The District shall reduce and/or recycle at least 25% of the solid waste generated in the residential/commercial sector and at least 50% of the solid waste generated in the industrial sector.

Goal #3 Source Reduction

Provide informational and technical assistance on source reduction.

Goal #4 Technical and Informational Assistance

Provide informational and technical assistance on recycling, reuse and composting opportunities.

Goal #5 Restricted Wastes and Household Hazardous Waste

Develop strategies for managing scrap tires, yard waste, lead acid batteries and household hazardous waste (HHW).

Goal # 6 Annual Reporting of Plan Implementation

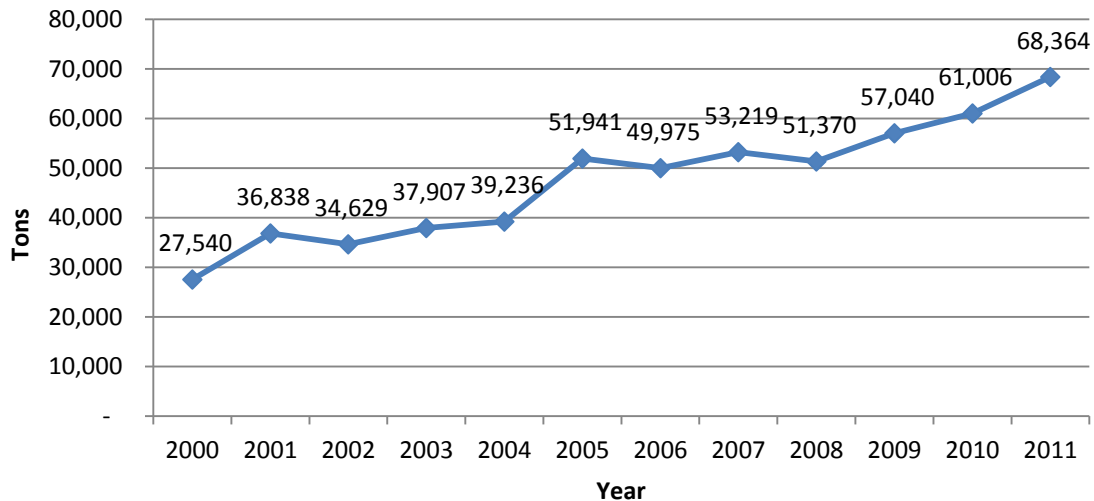
Districts are required to submit an annual report to Ohio EPA.

Goal # 7 Market Development Strategy (Optional)

The District’s residential/commercial waste reduction projections by strategy are presented in Table V-5. The District projects residential/commercial waste reduction strategies will increase, on average, by 1.0 percent each year. The reasons for the projected increase include the following:

- Total historical waste reduction (residential/commercial) for the District from 2001-2011 showed continued increases as shown in Figure V-8;
- Projected population increase throughout the planning period; and
- Effective annual surveying efforts by the District to collect recycling data from the residential/commercial recycling numbers.

Figure V-8 Historical Residential/Commercial Recycling



The District projects that residential/commercial recycling will increase from 68,634 tons in 2011 to 81,773 tons by 2029.

The following section summarizes the District’s strategies for waste reduction and recycling throughout the planning period. The programs in this section are designed to meet or exceed State Plan Goals #1, #2, #3, #4, #5 and #7. Since the District currently meets or exceeds all State Plan Goals, programming and management activities

contained in this section are designed to maintain the current successful programs and ensure continued success in their performance.

RESIDENTIAL/COMMERCIAL RECYCLING AND COLLECTION PROGRAMS

The strategies listed in the following section are a direct result of the District's current position regarding compliance with the State of Ohio recycling and waste reduction goals. The 1995 State Solid Waste Management Plan requires the District to achieve certain goals and to work towards achieving others. The District has demonstrated both objectives, first by exceeding all recycling and waste reduction goals (State Goals #1 and #2) and next by achieving compliance with all remaining state goals (State Goals #3, #4, #5, #6 and even optional goal #7).

Based on the above facts, the District has chosen to prepare strategies to ensure that none of the results, programs, activities or initiatives are reduced to a level that would negatively affect the District's ability to maintain compliance with the State Plan Goals.

The primary rationale for this position is that the District, its Policy Committee and the Board of Directors are satisfied with the amount of investment, programming and activities dedicated to this Plan Update as it relates to the required and optional goals in the State Plan, all of which the District meets or exceeds. Additional programming and its associated expense would only increase fees and taxes resulting in an undue economic burden to the District's residents, businesses and institutions.

1. DRP-1 - Curbside Recycling Program (State Plan Goals #1 and #2)

This program will continue (see description in Section IV). Curbside programs continue to expand within the District. Since the 2009 Plan, five new curbside service areas have been added. In 2010, three subscription service areas began in Paulding County and in 2012 two non-subscription curbside service areas began in Williams County. Yearly as the Annual District Report is prepared the District monitors the programs and materials available.

2. DRP-2 - Drop-off Recycling (State Plan Goals #1 and #2)

This program will continue (see description in Section IV). Material recovery is expected to increase annually at a rate of 1% (see Table V-5). This projection demonstrates a conservative estimate over the planning period allowing for market variations.

As the plan is implemented it may be necessary to move a site location because of participation, contamination issues, property owner request, or any number of issues. The County's are monitoring the sites and tracking recycling tonnages to stay on top of modifications needed. Since the 2009 Plan, several locations have been moved, closed, and added. The drop-off site locations for this Plan

are identified in Section VI on Table VI-5, "Implementation Schedule for Facilities, Strategies, Programs and Activities: Dates and Description".

The District's strategy is to maintain the level of performance with its residential/commercial recycling programs by monitoring program performance routinely. If the result of this ongoing monitoring process yields a drop in waste reduction and recycling activities or volumes, the District may first evaluate its surveying efforts to determine if collected data is accurate and complete.

If all collected data is determined to be accurate and complete, the District may implement additional targeted and broad based education and awareness efforts. These efforts could include advertisements in local media, increased education and awareness presentations and/or the creation of incentive programs to stimulate participation and or to increase waste reduction and recycling.

The above listed efforts will be implemented only on an as needed basis. The District realizes that continued engagement and interface with the residential/commercial sector is very important and will not be reduced during the planning period.

The District will continue to work with the political subdivisions in the County to implement, improve or maintain drop-off recycling programs.

3. DRP-3 – Mobile Drop-off Recycling Programs
(State Plan Goals #1 and #2)

This program will continue (see description in Section IV). As the plan is implemented it may be necessary to move a site location because of participation, contamination issues, property owner request, or any number of issues. The County's are monitoring the sites and tracking recycling tonnages to stay on top of modifications needed. Since the 2009 Plan, several locations have been moved, closed, and added. The drop-off site locations for this Plan are identified in Section VI on Table VI-5, "Implementation Schedule for Facilities, Strategies, Programs and Activities: Dates and Description".

The District's strategy is to maintain the level of performance with its residential/commercial recycling programs by monitoring program performance routinely. If the result of this ongoing monitoring process yields a drop in waste reduction and recycling activities or volumes, the District may first evaluate its surveying efforts to determine if collected data is accurate and complete.

If all collected data is determined to be accurate and complete, the District may implement additional targeted and broad based education and awareness efforts. These efforts could include advertisements in local media, increased education and awareness presentations and/or the creation of incentive programs to stimulate participation and or to increase waste reduction and recycling.

The above listed efforts will be implemented only on an as needed basis. The District realizes that continued engagement and interface with the residential/commercial sector is very important and will not be reduced during the planning period.

The District will continue to work with the political subdivisions in the County to implement, improve or maintain mobile drop-off recycling programs.

4. DRP 4 – Yard Waste Management Program
(State Plan Goal #5)

This program will continue (see description in Section IV). The District has an expansive yard waste infrastructure provided by private sector businesses and political subdivisions. All four counties have opportunities for managing yard waste. No changes are planned for this program. Reported yard waste recovery has shown consistent increases since 2005. Material recovery is expected to increase annually at a rate of 1% (see Table V-5).

5. DRP-5 - Household Hazardous Waste (HHW) Management
(State Plan Goal #5)

This program will continue (see description in Section IV).

The District's three tiered approach (awareness, education and collections) to the management of HHW has proven to be extremely successful. The District will continue these efforts and monitor the success of the program on a routine basis. The District continued to exceed goal-standards by providing collections for HHW. Future commitment may be limited. Hosting collection events requires assistance from sponsors; which is, becoming increasingly difficult to secure because of liability and time commitments. HHW recovery fluctuates yearly. An annual increase is projected through the planning period.

6. DRP-6 – Scrap Tire Management
(State Plan Goal #5)

This program will continue (see description in Section IV). The District has outlets available for recycling tires. No changes are planned for this program. An annual increase is projected through the planning period based on historical increases.

RESIDENTIAL/COMMERCIAL EDUCATION AND AWARENESS PROGRAMS

1. DEP-1 – Education and Awareness Program
(State Plan Goals #3 and #4)

This program will continue (see description in Section IV).

The District will apply for grant funding for specific projects under Ohio EPA's competitive grant program. In addition to any funding the District may collect from Ohio EPA grants, the District will continue to provide funding for this program for the entire planning period.

Finally, the District will strive to collect information and data that provides evidence of the effectiveness of this program as it relates to direct waste reduction and recycling. This effort will be on-going throughout the planning period.

Additional links to Ohio EPA's statewide initiatives will be added to the website.

GRANT PROGRAMS

- 1. DGP-1 – Community Development Grants**
(State Plan Goals #1 and #2)

This program will continue (see description in Section IV).

MARKET DEVELOPMENT STRATEGIES

- 1. DMDP-1 – Market Development Grant**
(State Plan Goal #7)

This program will continue (see description in Section IV).

OTHER PROGRAMS

- 1. DOP-1 – Roadway Litter Collection Program**

This program will continue (see description in Section IV).

- 2. Annual District Report**
(State Plan Goal #6)

The District shall report annually to Ohio EPA regarding implementation of the District's solid waste management plan.

- 3. Waste Streams Restricted from Landfill and Incinerator Disposal**
(State Plan Goals #2 and #5)

The strategies to manage yard waste, scrap tires, and lead-acid batteries were discussed previously.

INDUSTRIAL WASTE REDUCTION/RECYCLING AND EDUCATION PROGRAMS

The programs in this section are designed to meet State Plan Goals #2, #3, #4 and #7.

The industrial waste reduction strategies are presented in Table V-6. The historic diversion rate for the industrial sector fluctuated over the previous ten years from a high of 82% in 2000 to a low nearly 67% in 2006. Figure V-9 depicts the diversion rate from 2000 to 2011 for the industrial sector.

Figure V-9 Historical Industrial Waste Reduction Rate

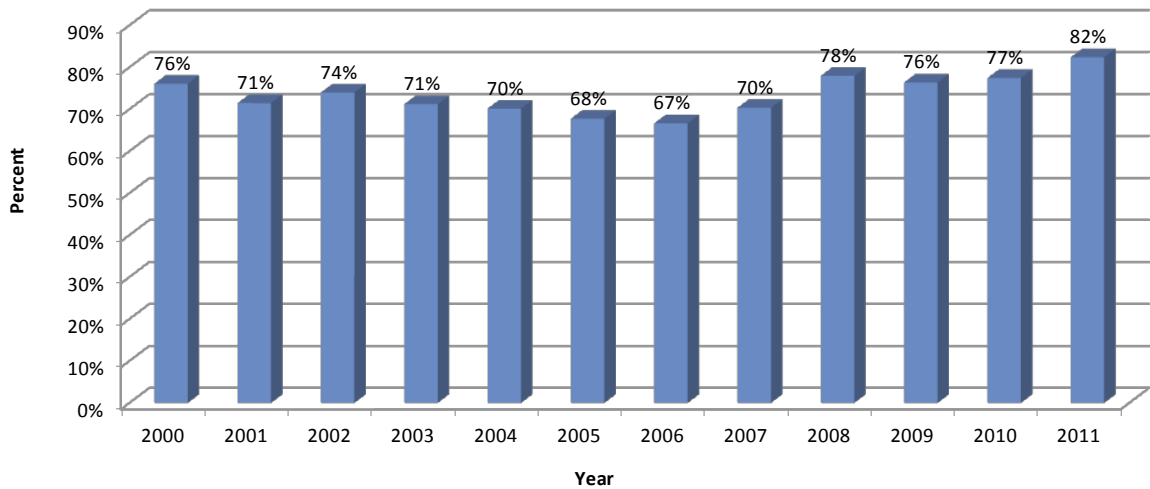
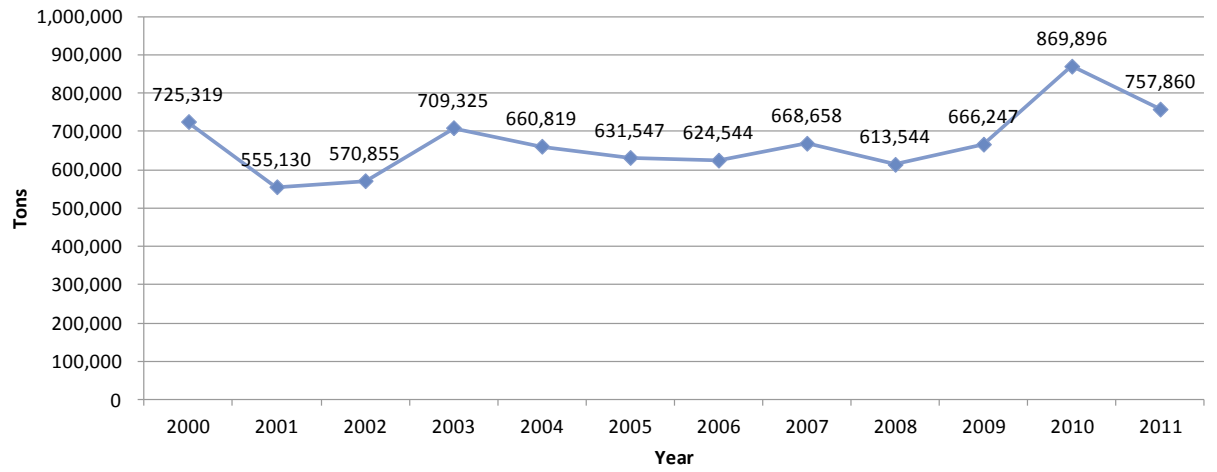


Figure V-10 graphs the historical industrial recycling tonnages. Recycling follows waste generation; i.e. as greater amounts of waste are generated greater amounts are recycled. The District projects industrial recycling will decrease at an annual rate of -1.69%, the same rate as the annual projected decrease in industrial employment by the Ohio Department of Job and Family Services. Recycling is projected to decrease annually until 2018 where recycling is projected to remain constant. The District projects industrial recycling will reach 712,625 tons in 2029, the final year of the planning period.

The District's industrial base is quite mature and is predominately based on metal manufacturing and processing. It is in the economic self interest for companies to recycle due to the value of scrap metals and other materials. The District anticipates that industries will continue to implement recycling programs. The District's programming will continue to assist industries with recycling implementation.

Figure V-10 Historical Industrial Recycling



1. DIP-1-Technical Assistance
(State Plan Goals #3 and #4)

This program will continue (see description in Section IV).

Table V-1
District Population Projections

Year	County Populations				Adjustments		Total District Population
	Defiance	Fulton	Paulding	Williams	Scotts Village	Swanton	
2011	38,884	42,510	19,420	37,597	110	(118)	138,403
2012	38,915	42,724	19,365	37,560	110	-118	138,557
2013	38,947	42,940	19,310	37,523	110	-117	138,713
2014	38,978	43,156	19,256	37,487	109	-117	138,870
2015	39,010	43,374	19,202	37,450	109	-117	139,028
2016	39,042	43,593	19,147	37,413	109	-116	139,188
2017	39,073	43,813	19,093	37,376	109	-116	139,348
2018	39,105	44,034	19,039	37,340	109	-116	139,511
2019	39,136	44,256	18,986	37,303	108	-115	139,674
2020	39,168	44,479	18,932	37,266	108	-115	139,839
2021	39,200	44,703	18,879	37,230	108	-114	140,005
2022	39,232	44,929	18,825	37,193	108	-114	140,173
2023	39,263	45,155	18,772	37,157	107	-114	140,342
2024	39,295	45,383	18,719	37,121	107	-113	140,512
2025	39,327	45,612	18,666	37,084	107	-113	140,683
2026	39,359	45,842	18,614	37,048	107	-113	140,856
2027	39,391	46,073	18,561	37,011	107	-112	141,031
2028	39,422	46,306	18,509	36,975	106	-112	141,206
2029	39,454	46,539	18,456	36,939	106	-112	141,383
2030	39,486	46,774	18,404	36,903	106	-111	141,562

Source:

Reference Year 2011 Population from Table IV-1.

Community Population	County Percent Change 2010-2030	County Annual Percent Change
Defiance	2%	0.08%
Fulton	10%	0.50%
Swanton (Lucas)	-6%	-0.30%
Paulding	-6%	-0.28%
Scotts Village (VanWert)	-4%	-0.19%
Williams	-2%	-0.10%

Sample Calculation:

Population in previous year + (population in previous year x growth rate) = Population in current year

Year 2012 Population

$$38,884 + (38,884 \times 0.08\%) = 38,915$$

Table V-2
District Residential/Commercial Waste Generation (TPY)

Year	District Population	Per Capita Generation Rate (lbs/person/day)	Total Residential/Commercial Generation (TPY)
2011	138,403	6.26	158,231
2012	138,557	6.29	159,041
2013	138,713	6.31	159,857
2014	138,870	6.34	160,678
2015	139,028	6.37	161,504
2016	139,188	6.39	162,336
2017	139,348	6.42	163,174
2018	139,511	6.44	164,017
2019	139,674	6.47	164,867
2020	139,839	6.49	165,721
2021	140,005	6.52	166,582
2022	140,173	6.55	167,448
2023	140,342	6.57	168,321
2024	140,512	6.60	169,199
2025	140,683	6.62	170,083
2026	140,856	6.65	170,973
2027	141,031	6.68	171,870
2028	141,206	6.70	172,772
2029	141,383	6.73	173,681
2030	141,562	6.76	174,596

Notes:

Per Capita Generation Rate as shown above is rounded to the nearest hundredths. For generation calculations the per capita generation rate was rounded to the nearest ten-thousandths.

Source:

2011 Per Capita Generation Rate from Table IV-8.

Sample Calculation:

Total Residential/Commercial Generation (TPY) =

$$\text{District Population (persons)} \times \text{Per Capita Generation Rate (lb/person/day)} \times \frac{365 \text{ (days/year)}}{2000 \text{ pounds/ton}}$$

$$158,231 \text{ TPY} = \frac{138,403 \times 6.26 \times 365}{2000}$$

**Table V-3
 Projected Industrial Waste Generation**

SIC Category	Year									
	2011	2012	2013	2014	2015	2016	2017	2018	2019	2020
20	52,116	51,235	50,369	49,518	48,681	47,858	47,050	46,254	46,254	46,254
22	0	0	0	0	0	0	0	0	0	0
23	0	0	0	0	0	0	0	0	0	0
24	80,727	79,362	78,021	76,703	75,406	74,132	72,879	71,647	71,647	71,647
25	106,387	104,589	102,821	101,084	99,375	97,696	96,045	94,422	94,422	94,422
26	5,148	5,061	4,976	4,892	4,809	4,728	4,648	4,569	4,569	4,569
27	10,587	10,408	10,232	10,059	9,889	9,722	9,557	9,396	9,396	9,396
28	2,310	2,271	2,233	2,195	2,158	2,122	2,086	2,050	2,050	2,050
29	0	0	0	0	0	0	0	0	0	0
30	11,982	11,780	11,581	11,385	11,193	11,003	10,818	10,635	10,635	10,635
31	0	0	0	0	0	0	0	0	0	0
32	24,968	24,546	24,132	23,724	23,323	22,929	22,541	22,160	22,160	22,160
33	499,590	491,147	482,847	474,687	466,665	458,778	451,025	443,402	443,402	443,402
34	87,465	85,986	84,533	83,105	81,700	80,319	78,962	77,628	77,628	77,628
35	7,032	6,913	6,796	6,681	6,568	6,457	6,348	6,241	6,241	6,241
36	17	17	17	16	16	16	16	15	15	15
37	48,176	47,362	46,562	45,775	45,001	44,241	43,493	42,758	42,758	42,758
38	643	632	622	611	601	591	581	571	571	571
39	761	749	736	723	711	699	687	676	676	676
unknown SIC	23,018	22,629	22,247	21,871	21,501	21,138	20,780	20,429	20,429	20,429
Totals	960,928	944,688	928,723	913,027	897,597	882,428	867,515	852,854	852,854	852,854

Table V-3 (cont'd)
Projected Industrial Waste Generation

SIC Category	Year									
	2021	2022	2023	2024	2025	2026	2027	2028	2029	2030
20	46,254	46,254	46,254	46,254	46,254	46,254	46,254	46,254	46,254	46,254
22	0	0	0	0	0	0	0	0	0	0
23	0	0	0	0	0	0	0	0	0	0
24	71,647	71,647	71,647	71,647	71,647	71,647	71,647	71,647	71,647	71,647
25	94,422	94,422	94,422	94,422	94,422	94,422	94,422	94,422	94,422	94,422
26	4,569	4,569	4,569	4,569	4,569	4,569	4,569	4,569	4,569	4,569
27	9,396	9,396	9,396	9,396	9,396	9,396	9,396	9,396	9,396	9,396
28	2,050	2,050	2,050	2,050	2,050	2,050	2,050	2,050	2,050	2,050
29	0	0	0	0	0	0	0	0	0	0
30	10,635	10,635	10,635	10,635	10,635	10,635	10,635	10,635	10,635	10,635
31	0	0	0	0	0	0	0	0	0	0
32	22,160	22,160	22,160	22,160	22,160	22,160	22,160	22,160	22,160	22,160
33	443,402	443,402	443,402	443,402	443,402	443,402	443,402	443,402	443,402	443,402
34	77,628	77,628	77,628	77,628	77,628	77,628	77,628	77,628	77,628	77,628
35	6,241	6,241	6,241	6,241	6,241	6,241	6,241	6,241	6,241	6,241
36	15	15	15	15	15	15	15	15	15	15
37	42,758	42,758	42,758	42,758	42,758	42,758	42,758	42,758	42,758	42,758
38	571	571	571	571	571	571	571	571	571	571
39	676	676	676	676	676	676	676	676	676	676
unknown SIC	20,429	20,429	20,429	20,429	20,429	20,429	20,429	20,429	20,429	20,429
Totals	852,854	852,854	852,854	852,854	852,854	852,854	852,854	852,854	852,854	852,854

Notes:

Projected Employment Growth For Manufacturing Industries (2008 - 2018)		
SIC Code Category	Percent Change 2008- 2018	Annual Percent Change *
Manufacturing	-16.90%	-1.69%
Average	-16.90%	-1.69%

Source:

Industrial Generation by SIC Code for 2011 from Table IV-2 is adjusted to correspond to total industrial waste on Table IV-8

Change in industrial generation in years 2012 - 2029 is calculated based on the annual average change in employment for the manufacturing industries for the period 2008 - 2018.

Source Document: The Ohio Department of Job and Family Services (ODJFS), Bureau of Labor Market Information (BLMI) Job Outlook to 2018 for Northwest Ohio, Economic Development Region 2, 2008-2018

No change in industrial generation in years 2019-2029 is calculated based on historical industrial generation fluctuations.

Sample Calculation:

2011 SIC Category 20 Waste generation = 960,928 * 5.42% = 52,116 tons

5.42% = the percent of total waste generation taken from Table IV-3 for SIC Category 20

(Waste generated in previous year) + (waste generated in previous year x assumed growth rate) = waste generated in estimated year

2012 SIC Code 20 = (52,116) + (52,116 x -1.69%) = 51,235

Table V-3A
Standard Industrial Classifications

SIC	Description
20	Food and Kindred Products
22	Textile Mill Products
23	Apparel and Other Finished Products Made from Fabric
24	Lumber and Wood Products, Except Furniture
25	Furniture and Fixtures
26	Paper and Allied Industries
27	Printing, Publishing, and Allied Products
28	Chemicals and Allied Products
29	Petroleum Refining and Related Industries
30	Rubber and Miscellaneous Plastic Products
31	Leather and Leather Products
32	Stone, Clay, Glass and Concrete Products
33	Primary Metal Industries
34	Fabricated Metal Products, Except Machinery and Transportation
35	Industrial and Commercial Machinery and Computer Equipment
36	Electronic and Other Electrical Equipment and Components
37	Transportation Equipment
38	Measuring, Analyzing and Controlling Instruments
39	Miscellaneous Manufacturing Industries

Table V-4
Total Waste Generation for the District During the Planning Period (in TPY)

Year	Residential/ Commercial	Industrial	Exempt	Total Waste	Generation Rate lbs/person/day
2011	158,231	960,928	22,972	1,142,131	45.22
2012	159,041	944,688	22,972	1,126,701	44.56
2013	159,857	928,723	22,972	1,111,552	43.91
2014	160,678	913,027	22,972	1,096,677	43.27
2015	161,504	897,597	22,972	1,082,074	42.65
2016	162,336	882,428	22,972	1,067,736	42.03
2017	163,174	867,515	22,972	1,053,661	41.43
2018	164,017	852,854	22,972	1,039,843	40.84
2019	164,867	852,854	22,972	1,040,692	40.83
2020	165,721	852,854	22,972	1,041,547	40.81
2021	166,582	852,854	22,972	1,042,408	40.80
2022	167,448	852,854	22,972	1,043,274	40.78
2023	168,321	852,854	22,972	1,044,147	40.77
2024	169,199	852,854	22,972	1,045,025	40.75
2025	170,083	852,854	22,972	1,045,909	40.74
2026	170,973	852,854	22,972	1,046,799	40.72
2027	171,870	852,854	22,972	1,047,696	40.71
2028	172,772	852,854	22,972	1,048,598	40.69
2029	173,681	852,854	22,972	1,049,507	40.67
2030	174,596	852,854	22,972	1,050,421	40.66

Source:

Residential/Commercial Waste from Table V-2

Industrial Waste from Table V-3

Exempt Waste for 2011 from Table IV-8. Exempt Waste is projected to remain at the same levels as 2011 for each year of planning period

Sample Calculation:

Total Waste = Residential/Commercial + Industrial + Exempt

1,142,131 tons = 158,231 tons + 960,928 tons + 22,972 tons

$$\text{Generation Rate (lb/person/day)} = \frac{\text{Total Waste Generated (tons)} \times 2,000 \text{ lbs/ton}}{\text{Population} \times 365 \text{ days/year}}$$

$$45.22 \text{ lbs/person/day} = \frac{1,142,131 \text{ tons} \times 2,000 \text{ lbs/ton}}{138,403 \text{ persons} \times 365 \text{ days/year}}$$

**Table V-5
 Residential/Commercial Waste Reduction Strategies**

Strategy	Program ID	Type of Material Reduced and/or Recycled ¹	Year											
			2011	2012	2013	2014	2015	2016	2017	2018	2019	2020	2021	
Source Reduction Strategies														
None			0	0	0	0	0	0	0	0	0	0	0	0
Subtotal			0	0	0	0	0	0	0	0	0	0	0	0
Recycling Strategies														
Curbside Recycling Programs	DRP-01	AC, SC, GL, PL, ONP, OP, OCC, Mag	District is not able to track curbside recycling tonnages. Data is included in the processor data under Annual District Report program.											
Drop-Off Recycling Programs	DRP-02	AC, SC, PL, ONP ²	1,824	1,842	1,861	1,879	1,898	1,917	1,936	1,956	1,975	1,995	2,015	
Mobile Drop-off Recycling Programs	DRP-03	AC, SC, PL, ONP ²	Tonnage data is included in the Drop-off Recycling Programs.											
Yard Waste Management Program	DRP-4	YW	18,161	18,343	18,526	18,711	18,898	19,087	19,278	19,471	19,666	19,862	20,061	
Household Hazardous Waste Management Program	DRP-5	LAB, HHW, EW, Oth	4.71	4.76	4.80	4.85	4.90	4.95	5.00	5.05	5.10	5.15	5.20	
Scrap Tire Collection Program	DRP-6	ST	5,104	5,155	5,207	5,259	5,311	5,364	5,418	5,472	5,527	5,582	5,638	
Annual District Report	n/a	various materials	43,270	43,703	44,140	44,581	45,027	45,478	45,932	46,392	46,856	47,324	47,797	
Education and Awareness Strategies														
Education and Awareness Programs	DEP-1	education	n/a	n/a	n/a	n/a	n/a	n/a	n/a	n/a	n/a	n/a	n/a	
Subtotal			68,364	69,048	69,738	70,435	71,140	71,851	72,570	73,295	74,028	74,769	75,516	
Other Waste Reduction Strategies														
Community Grant Programs	DGP-1	n/a	0	0	0	0	0	0	0	0	0	0	0	
Residential/Commercial Market Development Grant Programs	DMDP-1	n/a	0	0	0	0	0	0	0	0	0	0	0	
Roadway Litter Collection Program	DOP-1	n/a	0	0	0	0	0	0	0	0	0	0	0	
Subtotal			0	0	0	0	0	0	0	0	0	0	0	
Grand Totals			68,364	69,048	69,738	70,435	71,140	71,851	72,570	73,295	74,028	74,769	75,516	

Table V-5 (cont'd)
Residential/Commercial Waste Reduction Strategies

Strategy	Year								
	2022	2023	2024	2025	2026	2027	2028	2029	2030
Source Reduction Strategies									
None	0	0	0	0	0	0	0	0	0
Subtotal	0	0	0	0	0	0	0	0	0
Recycling Strategies									
Curbside Recycling Programs	District is not able to track curbside recycling tonnages. Data is included in the processor data under Annual District Report program.								
Drop-Off Recycling Programs	2,035	2,055	2,076	2,097	2,118	2,139	2,160	2,182	2,204
Mobile Drop-off Recycling Programs	Tonnage data is included in the Drop-off Recycling Programs.								
Yard Waste Management Program	20,262	20,464	20,669	20,876	21,084	21,295	21,508	21,723	21,940
Household Hazardous Waste Management Program	5.25	5.31	5.36	5.41	5.47	5.52	5.58	5.63	5.69
Scrap Tire Collection Program	5,694	5,751	5,809	5,867	5,926	5,985	6,045	6,105	6,166
Annual District Report	48,275	48,758	49,246	49,738	50,235	50,738	51,245	51,758	52,275
Education and Awareness Strategies									
Education and Awareness Programs	n/a	n/a	n/a	n/a	n/a	n/a	n/a	n/a	n/a
Subtotal	76,272	77,034	77,805	78,583	79,368	80,162	80,964	81,773	82,591
Other Waste Reduction Strategies									
Community Grant Programs	0	0	0	0	0	0	0	0	0
Residential/Commercial Market Development Grant Programs	0	0	0	0	0	0	0	0	0
Roadway Litter Collection Program	0	0	0	0	0	0	0	0	0
Subtotal	0	0	0	0	0	0	0	0	0
Grand Total	76,272	77,034	77,805	78,583	79,368	80,162	80,964	81,773	82,591

Notes:

¹ AC=Aluminum Containers; GL=Glass Containers; PL= Plastic Containers; ONP=Old Newspaper; OCC=Corrugated Cardboard; SC=Steel Containers; PBd=Paperboard; LAB=Lead Acid Battery; Mag=Magazines; OffP=Office Paper; OP=Other Mixed Paper; ST=Scrap Tires; App=Appliances; EW= Electronics; Oth=Nicad Batteries, Used Oil, Household Batteries, Wood

² Basic materials accepted through the drop-off programs. See Table III-5 for an extensive list of materials accepted at each location.

Source:

Recycling values for the reference year are from Section III and IV of this plan.

Assumptions:

Recycling will increase by 1% annually

Sample Calculation:

Drop-Off Recycling Programs

$$2013 \text{ Recycled Tons} = 2012 \text{ Tons} \times 1.01$$

$$1,861 \text{ Tons} = 1,842 \times 1.01$$

**Table V-6
 Industrial Waste Reduction Strategies**

Strategy	Type of Material Reduced and/or Recycled	Year										
		2011	2012	2013	2014	2015	2016	2017	2018	2019	2020	2021
Source Reduction Strategies												
none		0	0	0	0	0	0	0	0	0	0	0
Subtotal		0	0	0	0	0	0	0	0	0	0	0
Education and Awareness Strategies												
DIRP-1 Technical Assistance	education	0	0	0	0	0	0	0	0	0	0	0
Recycling Strategies												
Annual District Report	various materials from survey data efforts (see Table III-5)	757,860	745,052	732,461	720,082	707,913	695,949	684,188	672,625	672,625	672,625	672,625
Subtotal		757,860	745,052	732,461	720,082	707,913	695,949	684,188	672,625	672,625	672,625	672,625
Other Waste Reduction Strategies												
Industrial Incineration - Resource Recovery	ash (see Table III-2)	40,815	40,125	39,447	38,780	38,125	37,480	36,847	36,224	36,224	36,224	36,224
Subtotal		40,815	40,125	39,447	38,780	38,125	37,480	36,847	36,224	36,224	36,224	36,224
Grand Totals		798,675	785,177	771,908	758,862	746,038	733,430	721,035	708,849	708,849	708,849	708,849

Table V-6 (cont'd)
Industrial Waste Reduction Strategies

Strategy	Year								
	2022	2023	2024	2025	2026	2027	2028	2029	2030
Source Reduction Strategies									
none	0	0	0	0	0	0	0	0	0
Subtotal	0	0	0	0	0	0	0	0	0
Education and Awareness Strategies									
DIRP-1 Technical Assistance	0	0	0	0	0	0	0	0	0
Recycling Strategies									
Annual District Report	672,625	672,625	672,625	672,625	672,625	672,625	672,625	672,625	672,625
Subtotal	672,625	672,625	672,625	672,625	672,625	672,625	672,625	672,625	672,625
Other Waste Reduction Strategies									
Industrial Incineration - Resource Recovery	36,224	36,224	36,224	36,224	36,224	36,224	36,224	36,224	36,224
Subtotal	36,224	36,224	36,224	36,224	36,224	36,224	36,224	36,224	36,224
Grand Total	708,849	708,849	708,849	708,849	708,849	708,849	708,849	708,849	708,849

Notes:
 AC=Aluminum Containers; GL=Glass Containers; PL= Plastic Containers; ONP=Old Newspaper; OCC=Corrugated Cardboard; SC=Steel Containers; PBd=Paperboard; LAB=Lead Acid Battery; Mag=Magazines; OffP=Office Paper; MxP=Mixed Paper; ST=Scrap Tires; App=Appliances; EW= Electronics; Oth=Nicad Batteries, Used Oil, Household Batteries, Wood

Source:
 Recycling values are from Table IV-6 of this plan.

Assumptions:
 The data is from industrial survey results.
 The District is estimating industrial recycling will decrease 1.69 % annually based on the average annual decrease in employment for the industrial SIC codes referenced in Table V-3.

Sample Calculation:
 2012 Annual District Report Recycling = 2011 recycling / 2011 generation x 2012 generation
 745,052 = 757,860 / 960,928 x 944,688

This page intentionally left blank.

VI. Methods of Management: Facilities and Programs to be Used [ORC Section 3734.53(A)(7)-(12)]

A. District Methods for Management of Solid Waste

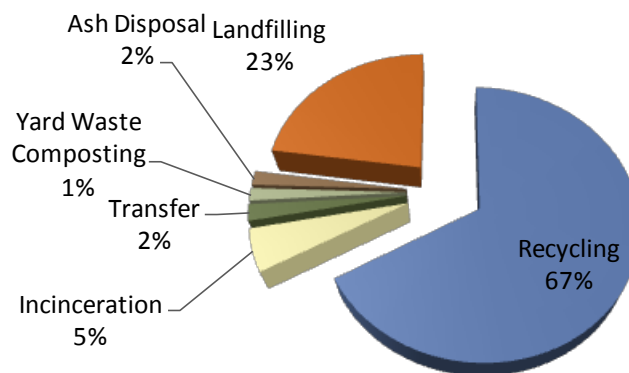
Table VI-1 was completed by entering the total amount of waste generated in each year of the planning period, then indicating the amounts of waste expected to be managed by each method. Amounts for the reference year 2011 are taken from Table IV-8. The amount to be landfilled during the planning period was calculated by subtracting the tons managed by all other methods (Recycling, Yard Waste Composting, etc.) from the "Net Tons to be Managed by SWMD." The District examined these initial landfill projections to ensure that they are reasonable.

After completing this table for the total waste generated, the same table was developed separately for the residential/commercial (Table VI-2) and industrial sectors (Table VI-3).

The information provided for the reference year was based upon reported quantities. For each year of the planning period (beyond the reference year), the amounts estimated for each management method were calculated by subtracting the amount of waste source reduced from the projected waste generation. For example, the amount of landfill capacity required was determined by subtracting all waste reduction and recycled amounts from the estimated waste generation for that given year. In preparing Tables VI-1, VI-2, and VI-3, the District used the waste generation and waste reduction estimates from Section V.

Figure VI-1 shows the methods used to manage solid waste in 2011.

**Figure VI- 1 Waste Management Methods
for 2011**



B. Demonstration of Access to Capacity

Landfill Capacity

For each management method to be used by the District, the names of the facilities, the processing capacity, and the amount of waste from the District to be accepted has been provided. The appropriate information is entered in Tables VI-4(A) through VI-4(C). These tables are used to provide the applicable information for each management method used by the District - landfilling, recycling, transfer, composting, incineration, and/or resource recovery.

Solid waste disposal capacity is calculated using information from landfill annual operational reports. The tonnage accepted during the previous year at a landfill is converted to a cubic yard (volume) estimate. The total estimated remaining cubic yard capacity of the landfill is then divided by the number of cubic yards landfilled during the previous year, and the resulting number equals the estimated remaining life of each landfill. Landfill volumes can sometimes vary, so these numbers can be viewed as a good approximation, and should not necessarily be viewed as absolute.

Currently about 46% of District generated solid waste is disposed of in the GM Casting Operations Landfill. This is a Class 3 residual waste landfill that accepts specific waste from industry operations. This landfill has over 70 years of life to handle the waste from industry operations.

Excluding this industry specific waste from landfill totals, about 50% of the District's municipal solid waste is disposed of in the Defiance County Sanitary Landfill. The remaining 50% is disposed in eight other landfills. This follows historical patterns.

Based on average daily waste receipts of 328 tons per day during calendar year 2011, Defiance County Sanitary Landfill has an estimated life remaining of approximately 85 years as of 12/31/2011. To demonstrate the most conservative estimate of the remaining life of this facility, if Defiance County Sanitary Landfill were to receive 750 tons of waste per day (750 tons per day is the current Authorized Maximum Daily Waste Receipt limit, or AMDWR), this still would leave the landfill with a remaining life of approximately 29 years, which covers the time span of this planning period.

There is also another in-district landfill, the Williams County Landfill owned by Republic. Williams County Landfill has an estimated life remaining of approximately 121.5 years as of 12/31/2011. To demonstrate the most conservative estimate of the remaining life of this facility, if the landfill were to receive 3,000 tons of waste per day (3,000 tons per day is the current AMDWR), this would still leave the landfill with a remaining life of approximately 17.9 years, which covers the time span of this planning period.

The District projects it will need landfill capacity of 4,100,396 tons during the planning period. (Note: This includes industry specific waste from GM Casting Operations). This equates to 6,150,595 cubic yards if one ton of solid waste equals three cubic yards and the compaction ratio is two-to-one. Defiance Sanitary Landfill has 12,239,585 cubic yards and Williams County Landfill has 18,963,430 cubic yards of gross airspace. This is more than enough capacity to manage all of the District's solid waste during the planning period.

Tables VI-4 (a) indicates the landfill facilities where District generated solid waste was landfilled during the reference year 2011 and is expected to be disposed throughout the

planning period. Three landfills are expected to expire at some point during the planning period. This plan update assumes waste from these landfills will be directed to the Defiance County Landfill for disposal.

Incinerator Capacity

Table VI-4(b) lists all of the incinerators identified in Section III as having accepted solid waste generated in the District in 2011. The District expects the use of incinerators will follow the same trend as industrial generation projections. Table VI-(b) presents projections for the planning period.

Transfer Capacity

Table VI-4 (c) lists all of the transfer facilities identified in Section III as having accepted solid waste generated in the District in 2011. This plan projects the amount of waste sent to transfer facilities will remain consistent through the planning period. The District expects it will utilize transfer facilities that are listed in Table VI-4 (c) in the same proportion as in the reference year throughout the planning period.

Recycling Capacity

Most recyclables are managed by private recycling facilities. A list of recyclers used by the District is found in Table III-5. Recyclers did not report available capacity. The District is confident that there is and will continue to be sufficient capacity to process and market the recyclables generated by the District as long as there are available end markets. Table VI-4 (d) indicates the amount of recyclables expected for generation during the planning period.

Composting Capacity

A list of facilities used by the District is found in Table III-6. Facilities did not report available capacity. The District is confident that there is and will continue to be sufficient capacity to handle organic materials generated by the District. Table VI-4 (e) indicates the amount of composting expected for generation during the planning period.

C. Schedule for Facilities and Programs: New, Expansions, Closures, Continuations

Table VI-5, "Implementation Schedule for Facilities, Strategies, Programs and Activities: Dates and Description," presents descriptions and dates of operation for each facility, program or activity presented in the Plan Update.

D. Identification and Designation of Facilities

The programs and facilities listed in Tables VI-4A through VI-4E are proposed to provide waste management services throughout the planning period. Table VI-6 lists the current facility designations.

E. Authorization Statement to Designate

The existing designations of the Defiance County Landfill and the Williams County Landfill by the Board of Directors of the Joint Solid Waste Management District of Defiance, Fulton, Paulding and Williams Counties shall continue in effect during the planning period unless and until such designations are altered or terminated by the Board.

The Board of Directors of the Joint Solid Waste Management District of Defiance, Fulton, Paulding and Williams Counties is hereby authorized to establish facility designations in accordance with Section 343.014 of the ORC after this plan has been approved by the Director of the Ohio Environmental Protection Agency." The Board may modify or add to the list of designated transfer, disposal, recycling or resource recovery facilities authorized to receive solid waste generated within the District, and may adopt local District rules for administration and enforcement of such designations.

F. Waiver Process for the Use of Undesignated Facilities

Any person may request the Board of Directors of the Joint Solid Waste Management District of Defiance, Fulton, Paulding and Williams Counties to grant a waiver authorizing the delivery of solid waste generated within the District to a solid waste facility other than a facility that is designated by the District. The waiver request must be submitted to the Board in writing, and shall state the type, amount, and origin of material, the facility to be used, the intended duration of the waiver and the reason for requesting the waiver.

The District staff will review the request and may request additional information if necessary. The Board shall act on the request for a waiver within 90 days after receiving the request. The Board may grant the request for waiver if the Board of Directors determines that:

1. Issuance of the waiver is not inconsistent with the projections contained in the District's approved plan under ORC Section 3734.53(A)(6) and (A)(7); and
2. Issuance of the waiver will not adversely affect implementation and financing of the District's approved plan.

G. Siting Strategy for Facilities

The District's Siting Strategy for Facilities, except as otherwise provided in this Siting Strategy, authorizes the District's Board of Directors to adopt, publish and enforce a rule that requires solid waste landfill, transfer station or resource recovery facility owners, operators or developers to submit to the Board general plans and specifications for any proposal to construct, enlarge, or modify any solid waste landfill, transfer station or resource recovery facility within the District. Pursuant to this Siting Strategy for Facilities, the Board shall determine whether any such proposal complies with this Plan. Following approval of this Plan, the District's Board of Directors may adopt, publish and enforce the following rule, or any modification to the rule deemed necessary or appropriate by the Board, to implement this Siting Strategy for Facilities:

"No person, municipal corporation, township or other political subdivision, shall construct, enlarge, or modify any solid waste transfer, disposal, or resource recovery facility until general plans and specifications for the proposed construction, enlargement or modification of any such facility have been approved by the Board as complying with the Plan or amended Plan of the District."

All solid waste transfer, disposal or resource recovery facilities, whether proposed to be sited by or on behalf of the District, or by or on behalf of any person, municipal corporation, township, or other political subdivision shall comply with the rules of the District and shall be subject to the Siting Strategy contained in the Plan or amended Plan of the District.

The Siting Strategy is not applicable to the Defiance County Sanitary Landfill and improvements, modifications, and expansions to the Defiance County Sanitary Landfill approved by the Defiance County Board of Commissioners. The Board of Directors may waive application of the rule requiring the submission of general plans and specifications, and all or any portion of the Siting Strategy or otherwise grant exceptions to the rules of the District, or unilaterally modify or amend the Siting Strategy if the Board concludes such waiver, modification or amendment is in the best interest of the District and its residents.

The purpose and objective of the District's Siting Strategy for solid waste management facilities shall be:

- To evaluate, prepare and submit advisory reports to the Board of Directors on proposals to construct, enlarge or modify any solid waste facility within the jurisdiction of the District required to submit general plans and specifications to the Board, identify and suggest solutions to minimize negative local impacts and encourage participation by residents of the District;
- To confirm that proposals to construct, enlarge or modify a solid waste facility subject to this Siting Strategy shall meet local, District and Ohio EPA criteria and advise the Board of concerns that the Board may conclude should be referred to the local, District or Ohio EPA department or agency for their review, evaluation and action, if appropriate;
- To ensure that proposals to construct, enlarge or modify a solid waste facility subject to this Siting Strategy are in compliance with the Plan or amended Plan of the District and to ensure that the proposal will not adversely affect the projections contained in the Plan or amended Plan of the District or the ability of the District to finance implementation of that Plan or amended Plan.

The District may employ a siting strategy when either of the two following situations occur: the District, intends to (a) construct, enlarge or modify a solid waste landfill, transfer station or resource recovery facility, and/or (b) engage or authorize any person, municipal corporation, township, or other political subdivision to construct, enlarge, or modify a solid waste landfill, transfer station or resource recovery facility on behalf of the District.

The Board of Directors may employ a consultant familiar with solid waste landfill, transfer station or resource recovery facility construction and operation, land use planning, or solid waste planning to assist the Board and/or the Siting Committee in implementing this Siting Strategy.

In addition to the rule requiring the submission of general plans and specifications of a solid waste landfill, transfer station or resource recovery facility, the Board reserves the right to adopt, publish and enforce a rule requiring the submission of general plans and specifications for any proposal by any person, municipal corporation, township, or other political subdivision, to construct, enlarge, or modify any solid waste management facility as defined in Chapter 37 of the Ohio Revised Code, including, but not limited to tire mono-fills, material recovery facilities (recycling facilities), Class I, II, III or IV compost facility, resource recovery facilities, and waste- to-energy facilities. In the event the Board adopts any rule pursuant to this paragraph, the Board shall determine whether any such proposal complies with the Plan. The Board may determine that any proposal, subject to a rule adopted pursuant to this paragraph that materially, adversely affects implementation of financing of the Plan does not comply with the Plan and prohibit the construction of any such facility.

PROPOSALS FOR A DISTRICT FACILITY

This strategy is applicable when the District intends to construct, enlarge, or modify a solid waste facility. The siting strategy for solid waste facilities sited by or on behalf of the District includes the following steps:

STEP 1: Convene Siting Committee

If the Board of Directors determines that the assistance of a Siting Committee would be helpful in reviewing a proposal to construct, modify, or enlarge a solid waste landfill, transfer station or resource recovery facility, the Board will notify the District Coordinator to convene a Siting Committee and thereafter work to facilitate the activities of the Siting Committee.

The membership of the Siting Committee will include seven members:

1. One representative appointed by the Board of Directors to represent the Board of Directors;
2. One representative appointed by the Boards of Health to represent the Boards of Health;
3. One representative of local industrial/commercial waste generators appointed by the Board of Directors;
4. One representative of the County's Sanitary Engineers appointed by the County's Sanitary Engineers;
5. Three representatives of the public to be appointed by the Board of Directors. The three public members must reside within the jurisdiction of the District. The Board may appoint representatives with environmental or solid waste planning

experience; however, at least one public representative must reside within the city, village, or township where the proposed site(s) is (are) located.

Any person affiliated with or related to a person working for or having ownership in any landfill, compost facility, recycling facility, resource recovery facility, waste-to-energy facility, or waste hauling firm will not be eligible for appointment to the Siting Committee as a representative of local waste generators or the public. The members of the Siting Committee representing the Board of Directors, Health Commissioners, Sanitary Engineers and industrial/commercial generators will serve two year terms. The other appointed members will serve one year terms. Members may be reappointed for consecutive terms. The members will select a Chairman and Vice-Chairman. The District Coordinator shall serve as Secretary. Nothing contained herein shall preclude the appointment to the Siting Committee of any elected official or employee of a political subdivision within the District.

STEP 2: Survey Proposed Sites

The Siting Committee or the Board shall compile the following information for consideration of each proposed site:

1. Current Ohio solid waste regulations and siting criteria applicable to the proposed facility;
2. District Plan or amended Plan projections, implementation schedule and methods to finance implementation of the Plan or amended Plan;
3. Local land use data applicable for each proposal, including but not limited to:
 - political jurisdiction
 - location of rivers and streams
 - location of wetlands
 - soil associations
 - drainage patterns
 - floodplains
 - public water systems
 - wellhead protection areas
 - endangered and threatened species
 - active and abandoned mines
 - aquifer boundaries
 - seismic impact zones
 - airport locations glacial drift thickness
 - zoning restrictions
 - location of population centers
 - hauling distances and economics
 - transportation routes and emergency services
 - local land acquisition
 - location of historical or archaeological sites

- conservancy district parks, state and national forests, nature preserves, wildlife areas, scenic rivers
4. If appropriate, Ohio EPA’s District Office may be contacted to conduct a preliminary site investigation.

It is recommended that the information related to Ohio solid waste siting criteria and local land use be recorded on a general map of the area for easy reference. Information may be obtained from the Ohio Department of Natural Resources and the Geographic Information System (GIS) coordinators for Ohio EPA.

STEP 3: Evaluate Sites

After receiving the above information, the Siting Committee or the Board will:

1. Review the general plans and specifications and other information collected and identify concerns regarding whether the proposal to construct, enlarge or modify a solid waste landfill, transfer station or resource recovery facility satisfies local, District and Ohio EPA criteria;
2. Evaluate each site’s positive and negative impacts in each of the above listed local land use areas;
3. Review and evaluate whether the proposal complies with the requirements of the Plan or amended Plan of the District.

It is recommended that the members of the Siting Committee or the Board visually inspect the proposed sites as part of the Committee’s or the Board’s evaluation.

STEP 4: Rank Sites

When multiple sites are proposed, in addition to the considerations in Step 3, the Siting Committee or the Board will evaluate each proposed site using a site evaluation matrix listing all of the ranking criteria and relative weights, including OEPA, District, and local criteria. The Siting shall include in its report to the Board, the basis for inclusion and relative importance of each ranking criteria in the evaluation matrix.

By assigning a numerical score to each criterion, multiplying the score by the weighting factor, and totaling the weighted scores for each site, the Siting Committee can identify a numerical score for each evaluated site. The following is a sample matrix.

SUMMARY COMPARISON MATRIX			
SITE A			
Site Evaluation Criteria	Weighting Factor (1)	Score (2)	Weighted Score
Population Centers	3	9	27
Hauling Distance	4	5	20

Land Acquisition	5	5	25
Zoning Restrictions	4	9	36
Transportation Routes	4	4	16
Airport Location	1	7	7
Emergency Services	1	8	8
Total Score			139
Site evaluation and weighting factors to be determined by siting committee 5= very important, 1= not important			
Score to be determined by siting committee based on comparison of sites with each other. 5= average, 1 = much worse than all other sites, 1 0= much better than all other sites.			

The Board may use the evaluation matrix prepared by the Siting Committee in its evaluation of the merits of multiple site proposals, or the Board may modify the evaluation matrix based upon the Board’s assessment of the relevant variables and their importance. The evaluation matrix shall constitute only one factor that the Board may consider in evaluating proposals and general plans and specifications for solid waste facilities for compliance with the Plan or amended Plan.

STEP 5: Prepare and Submit Report to the Board of Directors

The Siting Committee will review proposed sites, permit applications and general plans and specifications, and prepare a report to the Board of Directors within 180 days of the appointment of representatives to the Siting Committee. The Board of Directors will have 60 days to review the report of the Siting Committee and make a determination of whether a proposed facility complies with the Plan.

The Siting Committee’s report shall contain the following:

- Concerns about whether the proposal satisfies local, District or Ohio EPA criteria that the Board may conclude should be referred to the appropriate local, District or Ohio EPA department or agency for review, evaluation, and action, if appropriate, to ensure that it complies with Ohio EPA siting criteria;
- Observations and conclusions about positive and negative impacts on local land use areas;
- Concerns regarding whether the proposal complies with the requirements of the Plan or amended Plan of the District.

If multiple sites are proposed, the Site Evaluation Matrix ranking the proposed sites and other factors evaluated by the Siting Committee, including a section outlining areas where the Siting Committee could not reach a majority opinion.

STEP 6: Addressing Areas where a Majority Opinion Could Not Be Achieved

At the conclusion of the Siting Committee and Board evaluation process for District facilities, the Board will determine if mediation would be helpful to resolve issues of significant concern to the Board, the Siting Committee, or District residents. A mediator or facilitator may be employed by the Board to meet with interested representatives of the District and its residents to explore such issues and concerns. The mediator/facilitator shall provide a report to the Board regarding outstanding issues, concerns, and suggestions regarding their resolution. The mediator/facilitator may be the same consultant employed by the Board, if any, to assist the Board and Siting Committee in implementing this Siting Strategy.

PROPOSALS FOR A NON-DISTRICT FACILITY

This strategy is applicable when any person, municipal corporation, township, or other political subdivision proposes to construct, enlarge, or modify any solid waste facility within the District. If any entity other than the District proposes to construct, enlarge, or modify a solid waste facility within the jurisdiction of the District, that person, municipal corporation, township or other political subdivision shall submit general plans and specifications to the Board for a determination by the Board of whether the proposal complies with the District's Plan. The siting strategy for facilities sited by or on behalf of persons other than the District shall include the following steps:

STEP 1: Convene Siting Committee

The Board of Directors will determine whether the assistance of a Siting Committee would be helpful in evaluating proposals to construct, enlarge, or modify a solid waste facility within the District. If the Board of Directors determines that a report from the Siting Committee would be helpful, the Committee shall be convened in the same manner as a Siting Committee for a District facility. The schedule for completion of the siting strategy steps shall also be the same as the schedule for a District facility.

STEP 2: Survey Proposed Site(s)

Any person, municipal corporation, township, or other political subdivision proposing to construct, enlarge, or modify a solid waste facility shall provide to the Siting Committee or the Board, as required:

1. General plans and specifications of the proposed facility;
2. Local land use data as required for a District facility. The person, municipal corporation, township, or other political subdivision shall compile the data on a general map of the area.

STEP 3: Review Proposed Plans

The Siting Committee or Board shall:

1. Conduct a review of the general plans and specifications and other information obtained to determine if the proposed facility will affect the capacity goals, solid waste management objectives, and funding for implementation of the Plan or amended Plan.

2. Conduct a review of each proposal to construct, modify, or enlarge a solid waste landfill, transfer station or resource recovery facility to determine if the proposed facility will create or increase negative local impacts. The site evaluation matrix format, described for District facilities may be used, to clarify the Siting Committee's or Board's evaluation of the proposed site(s).
3. If appropriate, Ohio EPA's District Office may be contacted to conduct a preliminary site investigation.

STEP 4: Report Preparation

Upon conclusion of the review, the Siting Committee shall prepare and submit an explanatory report to the Board of Directors based upon the results of the evaluation matrix, if performed, and other factors evaluated by the Siting Committee. The report shall include a section outlining areas where the Siting Committee could not reach a majority opinion.

H. Contingencies for Capacity Assurance and District Program Implementation

The District does not anticipate any capacity assurance or program implementation issues during this planning period.

In the unlikely event that service interruption would occur from the Defiance County Landfill or other landfills that service the District that would affect the ability to receive District waste, the District would route said waste to the Williams County Landfill or Waste Management Evergreen Facility in Wood County, Ohio. This facility has demonstrated capacity for such overflow waste throughout the planning period.

**Table VI-1
 Waste Management Methods Used and Processing Capacity Needed for Each Year of the Planning Period**

Year	Tons of SW Generated	Tons Source Reduced	Net Tons to be Managed by SWMD	Management Method Used and Processing Capacity Required in TPD and TPY					
				Recycling	Incineration	Transfer	Yard Waste Composting	Ash Disposal	Landfilling
2011	1,142,131	0	1,142,131	808,063	61,222	23,790	18,161	20,407	275,092
2012	1,126,701	0	1,126,701	795,757	60,187	23,909	18,343	20,062	272,477
2013	1,111,552	0	1,111,552	783,673	59,170	24,028	18,526	19,723	269,906
2014	1,096,677	0	1,096,677	771,806	58,170	24,148	18,711	19,390	267,379
2015	1,082,074	0	1,082,074	760,154	57,187	24,269	18,898	19,062	264,896
2016	1,067,736	0	1,067,736	748,713	56,221	24,391	19,087	18,740	262,455
2017	1,053,661	0	1,053,661	737,479	55,271	24,513	19,278	18,424	260,057
2018	1,039,843	0	1,039,843	726,449	54,336	24,635	19,471	18,112	257,699
2019	1,040,692	0	1,040,692	726,987	54,336	24,758	19,666	18,112	257,815
2020	1,041,547	0	1,041,547	727,531	54,336	24,882	19,862	18,112	257,929
2021	1,042,408	0	1,042,408	728,080	54,336	25,006	20,061	18,112	258,042
2022	1,043,274	0	1,043,274	728,635	54,336	25,132	20,262	18,112	258,154
2023	1,044,147	0	1,044,147	729,195	54,336	25,257	20,464	18,112	258,263
2024	1,045,025	0	1,045,025	729,761	54,336	25,383	20,669	18,112	258,371
2025	1,045,909	0	1,045,909	730,332	54,336	25,510	20,876	18,112	258,477
2026	1,046,799	0	1,046,799	730,909	54,336	25,638	21,084	18,112	258,582
2027	1,047,696	0	1,047,696	731,492	54,336	25,766	21,295	18,112	258,684
2028	1,048,598	0	1,048,598	732,080	54,336	25,895	21,508	18,112	258,785
2029	1,049,507	0	1,049,507	732,675	54,336	26,024	21,723	18,112	258,884
2030	1,050,421	0	1,050,421	733,276	54,336	26,155	21,940	18,112	258,981

Source:

Tons of Solid Waste Generated from Table V-4

Tons Source Reduced from Table V-5 and Table V-6

Recycling Management Method from Table V-5 and Table V-6

Transfer Management Method for 2011 from Table III-3

Yard Waste Management Method from Table V-5 and Table V-6

Sample Calculation:

Net Tons to be Managed by SWMD = Tons of Solid Waste Generated - Tons Source Reduced

$$1,142,131 = 1,142,131 - 0$$

Transfer method increases annually by 0.5%

$$23,909 = 23790 \times 1.005$$

Landfilling = Net Tons - Recycling - Yard Waste Composting - (Incineration - Ash Landfilled)

$$275,092 = 1,142,131 - 808,063 - 18,161 - (61,222 - 20,407)$$

Table VI-2
Summary for Residential/Commercial Waste Management Methods

Year	Tons Generated	Management Method in TPY				
		Source Reduction & Recycling	Incineration	Composting	Landfilling	Ash Disposal
2011	158,231	50,203	0	18,161	89,867	0
2012	159,041	50,705	0	18,343	89,994	0
2013	159,857	51,212	0	18,526	90,119	0
2014	160,678	51,724	0	18,711	90,242	0
2015	161,504	52,241	0	18,898	90,364	0
2016	162,336	52,764	0	19,087	90,485	0
2017	163,174	53,291	0	19,278	90,604	0
2018	164,017	53,824	0	19,471	90,722	0
2019	164,867	54,363	0	19,666	90,838	0
2020	165,721	54,906	0	19,862	90,953	0
2021	166,582	55,455	0	20,061	91,066	0
2022	167,448	56,010	0	20,262	91,177	0
2023	168,321	56,570	0	20,464	91,286	0
2024	169,199	57,136	0	20,669	91,394	0
2025	170,083	57,707	0	20,876	91,501	0
2026	170,973	58,284	0	21,084	91,605	0
2027	171,870	58,867	0	21,295	91,708	0
2028	172,772	59,456	0	21,508	91,808	0
2029	173,681	60,050	0	21,723	91,907	0
2030	174,596	60,651	0	21,940	92,004	0

Source:

Tons Generated from Table V-4

Source Reduction and Recycling Tons Managed from Table V-5

Composting Management Method Table from Table V-5

Sample Calculation:

Landfilling = Tons Generated - Source Reduction & Recycling - Incineration Waste Reduction - Composting

$$2012 \text{ Landfilling} = 89,993 \text{ tons} = 159,041 - 50,705 - 0 - 18,343$$

Table VI-3
Summary for Industrial Waste Management Methods

Year	Tons Generated	Management Method in TPY				
		Source Reduction & Recycling	Incineration	MSW Composting	Landfilling	Ash Disposal
2011	960,928	757,860	61,222	0	162,253	20,407
2012	944,688	745,052	60,187	0	159,511	20,062
2013	928,723	732,461	59,170	0	156,815	19,723
2014	913,027	720,082	58,170	0	154,165	19,390
2015	897,597	707,913	57,187	0	151,560	19,062
2016	882,428	695,949	56,221	0	148,998	18,740
2017	867,515	684,188	55,271	0	146,480	18,424
2018	852,854	672,625	54,336	0	144,005	18,112
2019	852,854	672,625	54,336	0	144,005	18,112
2020	852,854	672,625	54,336	0	144,005	18,112
2021	852,854	672,625	54,336	0	144,005	18,112
2022	852,854	672,625	54,336	0	144,005	18,112
2023	852,854	672,625	54,336	0	144,005	18,112
2024	852,854	672,625	54,336	0	144,005	18,112
2025	852,854	672,625	54,336	0	144,005	18,112
2026	852,854	672,625	54,336	0	144,005	18,112
2027	852,854	672,625	54,336	0	144,005	18,112
2028	852,854	672,625	54,336	0	144,005	18,112
2029	852,854	672,625	54,336	0	144,005	18,112
2030	852,854	672,625	54,336	0	144,005	18,112

Source:

Tons Generated from Table V-4

Source Reduction and Recycling Tons Managed from Table V-6

Sample Calculation:

Landfilling = Tons Generated - Source Reduction & Recycling - Incineration Waste Reduction

$$2012 \text{ Landfilling} = 159,511 \text{ tons} = 944,688 - 724,990 - 60,187$$

Incineration = Previous Year x rate of industrial growth (see Table V-6)

$$2012 \text{ Incineration} = 60,187 \text{ tons} = 61,222 \times (-0.0169) + 61,222$$

Ash Disposal = Previous Year x rate of industrial growth (see Table V-6)

$$2012 \text{ Ash Disposal} = 20,062 \text{ tons} = 20,407 \times (-0.0169) + 20,407$$

Table VI-4A Waste Management Method: Landfill

Facilities Used by District Name and Location (County & State)	Average Daily Waste (Tons)	Remaining Capacity (2011)			Airspace (2011)		Tons of District SW Managed						
		AMDWR (Tons)	Years Left	Data Source	Gross (cubic yards)	Net (tons)	2011	2012	2013	2014	2015	2016	2017
In-District Landfills													
Defiance County Sanitary Landfill (Defiance Co, Ohio)	328	750	85.1	1	12,239,585	8,577,869	74,915	74,203	73,503	72,815	91,402	90,560	89,732
GM Casting Operations (Defiance Co, Ohio)	436	0	72.5	2	5,651,706	9,042,730	124,800	123,613	122,447	121,301	120,174	119,067	117,979
Larfarge North America (Paulding Co, Ohio)	35	0	1,083.3	2	13,725,012	10,980,010	10,136	10,040	9,945	9,852	9,760	9,670	9,582
Williams County Landfill (Williams Co, Ohio)	444	3,000	over 100	1	18,963,430	14,133,095	41,614	41,218	40,829	40,447	40,072	39,702	39,339
Out-Of-District Landfills													
Henry County Landfill (Henry Co, Ohio)	58	150	1.1	1	22,367	20,931	214	212	210	208	0	0	0
Wood County Landfill (Wood Co, Ohio)	124	499	14.0	1	858,948	423,461	185	183	181	180	178	176	175
Evergreen Recycling & Disposal (Wood Co, Ohio)	616	7,500	44.0	1	9,548,863	6,412,062	3,057	3,027	2,999	2,971	2,943	2,916	2,889
Suburban Landfill, Inc. (Perry Co, Ohio)	697	5,000	54.5	1	11,207,008	9,884,581	17	16	16	16	16	16	16
Hancock County Sanitary Landfill (Hancock Co, Ohio)	483	750	33.2	1	6,165,128	4,056,013	0	0	0	0	0	0	0
Sunny Farms (Seneca County, Ohio)	3,666	7,500	2.0	1	2,788,295	2,096,058	19,792	19,603	19,418	19,237	0	0	0
Out-Of-State Landfills													
Indiana Landfills	n/a	n/a	n/a	n/a	n/a	n/a	363	360	357	353	350	347	344
Total	6,887	25,149	1,390		81,170,342	65,626,810	275,092	272,477	269,906	267,379	264,896	262,455	260,057

Table VI-4A (cont'd) Waste Management Method: Landfill

Facilities Used by District Name and Location (County & State)	Tons of District SW Managed												
	2018	2019	2020	2021	2022	2023	2024	2025	2026	2027	2028	2029	2030
In-District Landfills													
Defiance County Sanitary Landfill (Defiance Co, Ohio)	88,919	88,959	88,998	89,037	89,076	89,114	89,151	89,188	89,224	89,433	89,467	89,502	89,535
GM Casting Operations (Defiance Co, Ohio)	116,909	116,962	117,014	117,065	117,116	117,165	117,214	117,262	117,310	117,356	117,402	117,447	117,491
Larfarge North America (Paulding Co, Ohio)	9,495	9,499	9,504	9,508	9,512	9,516	9,520	9,524	9,528	9,531	9,535	9,539	9,542
Williams County Landfill (Williams Co, Ohio)	38,983	39,000	39,018	39,035	39,052	39,068	39,084	39,101	39,116	39,132	39,147	39,162	39,177
Out-Of-District Landfills													
Henry County Landfill (Henry Co, Ohio)	0	0	0	0	0	0	0	0	0	0	0	0	0
Wood County Landfill (Wood Co, Ohio)	173	173	173	173	173	173	173	174	174	0	0	0	0
Evergreen Recycling & Disposal (Wood Co, Ohio)	2,863	2,865	2,866	2,867	2,868	2,870	2,871	2,872	2,873	2,874	2,875	2,876	2,878
Suburban Landfill, Inc. (Perry Co, Ohio)	15	16	16	16	16	16	16	16	16	16	16	16	16
Hancock County Sanitary Landfill (Hancock Co, Ohio)	0	0	0	0	0	0	0	0	0	0	0	0	0
Sunny Farms (Seneca County, Ohio)	0	0	0	0	0	0	0	0	0	0	0	0	0
Out-Of-State Landfills													
Indiana Landfills	340	341	341	341	341	341	341	341	342	342	342	342	342
Total	257,699	257,815	257,929	258,042	258,154	258,263	258,371	258,477	258,582	258,684	258,785	258,884	258,981

Source:

- 1 - 2011 Ohio Facility Data Reports Table 13
 - 2 - 2011 Ohio Facility Data Reports Table 13.1
- Projected Landfill Totals are from Table VI-1.

Notes:

AMDWR = Allowable Maximum Daily Waste Receipt

Defiance County Landfill includes approximately 5% of waste transferred from Archbold Refuse Service Solid Waste TF.

Williams County Landfill includes all waste transferred from Fulton County Transfer Facility.

Sunny Farms Landfill is not included in Table III-1 but has been added in this table. Approximately 95% of waste transferred from the Archbold Refuse Service Solid Waste TF is included as waste landfilled at this facility.

Indiana Landfills include all waste transferred from VanWert Transfer Facility.

Three landfills: Henry County, Wood County, and Sunny Farms life expectancy will expire at some point during the planning period. This plan update is assuming permits will not be issued to extend the life of the landfills. Therefore all waste previously disposed in these facilities is directed to the Defiance County Landfill after the remaining capacity years are reached.

Sample Calculation:

Projected value for each Landfill is calculated as a ratio based on the 2011 distribution.

$$\begin{aligned} \text{Defiance County Landfill 2012} &= \frac{\text{Defiance Landfill 2011}}{\text{Total 2011}} \times \text{Total 2012} \\ 74,203 \text{ tons} &= \frac{74,915 \text{ tons}}{275,092 \text{ tons}} \times 272,477 \text{ tons} \end{aligned}$$

Table VI-4B Waste Management Method: Incinerator

Facilities Used by District Name and Location (County & State)	Processing Capacity (TPY)	Tons of District SW Managed							
		2011	2012	2013	2014	2015	2016	2017	2018
In-District Facilities									
Black Swamp Cabinetry (Fulton Co, Ohio)	n/a	6	6	6	6	6	6	5	5
Sauder Manufacturing (Fulton Co, Ohio)	n/a	567	557	548	539	530	521	512	503
Lauber Manufacturing (Fulton Co, Ohio)	n/a	32	31	31	30	30	29	29	28
SW Mills (Fulton Co, Ohio)	n/a	15,755	15,489	15,227	14,970	14,717	14,468	14,223	13,983
Sauder Woodworking (Fulton Co, Ohio)	n/a	39,862	39,188	38,526	37,875	37,235	36,606	35,987	35,379
Dimension Hardwood Veneers (Williams Co, Ohio)	n/a	5,000	4,916	4,832	4,751	4,670	4,592	4,514	4,438
Out-of-District Facilities									
None									
Out-of-State Facilities									
None									
Total		61,222	60,187	59,170	58,170	57,187	56,221	55,271	54,336

Table VI-4B (Cont'd) Waste Management Method: Incinerator

Facilities Used by District Name and Location (County & State)	Tons of District SW Managed											
	2019	2020	2021	2022	2023	2024	2025	2026	2027	2028	2029	2030
In-District Facilities												
Black Swamp Cabinetry (Fulton Co, Ohio)	5	5	5	5	5	5	5	5	5	5	5	5
Sauder Manufacturing (Fulton Co, Ohio)	503	503	503	503	503	503	503	503	503	503	503	503
Lauber Manufacturing (Fulton Co, Ohio)	28	28	28	28	28	28	28	28	28	28	28	28
SW Mills (Fulton Co, Ohio)	13,983	13,983	13,983	13,983	13,983	13,983	13,983	13,983	13,983	13,983	13,983	13,983
Sauder Woodworking (Fulton Co, Ohio)	35,379	35,379	35,379	35,379	35,379	35,379	35,379	35,379	35,379	35,379	35,379	35,379
Dimension Hardwood Veneers (Williams Co, Ohio)	4,438	4,438	4,438	4,438	4,438	4,438	4,438	4,438	4,438	4,438	4,438	4,438
Out-of-District Facilities												
None												
Out-of-State Facilities												
None												
Total	54,336	54,336	54,336	54,336	54,336	54,336	54,336	54,336	54,336	54,336	54,336	54,336

Source:
 Projected Incineration Totals are from Table VI-3.

Sample Calculation:
 Projected value for each Incinerator is calculated as a ratio based on the 2011 distribution.

$$\text{Black Swamp Cabinetry 2012} = \frac{\text{Black Swamp 2011}}{\text{Total 2011}} \times \text{Total 2012}$$

$$6 \text{ tons} = \frac{6 \text{ tons}}{61,222 \text{ tons}} \times 60,187 \text{ tons}$$

Table VI-4C Waste Management Method: Transfer

Facilities Used by District Name and Location (County & State)	Tons of District SW Managed									
	2011	2012	2013	2014	2015	2016	2017	2018	2019	2020
In-District Facilities										
Fulton Co. Solid Waste Facility (Fulton, Ohio)	2,858	2,873	2,887	2,902	2,916	2,931	2,945	2,960	2,975	2,990
Archbold Refuse Service Solid Waste Transfer (Fulton Co, Ohio)	20,833	20,937	21,042	21,147	21,253	21,359	21,466	21,573	21,681	21,790
Out-of-District Facilities										
Van Wert Transfer Facility (VanWert Co, Ohio)	98	99	99	100	100	101	101	102	102	103
Total	23,790	23,909	24,028	24,148	24,269	24,391	24,513	24,635	24,758	24,882

Table VI-4C (cont'd) Waste Management Method: Transfer

Facilities Used by District Name and Location (County & State)	Tons of District SW Managed									
	2021	2022	2023	2024	2025	2026	2027	2028	2029	2030
In-District Facilities										
Fulton Co. Solid Waste Facility (Fulton, Ohio)	3,005	3,020	3,035	3,050	3,065	3,080	3,096	3,111	3,127	3,143
Archbold Refuse Service Solid Waste Transfer (Fulton Co, Ohio)	21,899	22,008	22,118	22,229	22,340	22,452	22,564	22,677	22,790	22,904
Out-of-District Facilities										
Van Wert Transfer Facility (VanWert Co, Ohio)	103	104	104	105	105	106	106	107	107	108
Total	25,006	25,132	25,257	25,383	25,510	25,638	25,766	25,895	26,024	26,155

Source:

The total waste transferred is from Table VI-1.

Sample Calculation:

Projected value for each Transfer Facility is calculated as a ratio based on the 2011 distribution.

$$\begin{aligned}
 \text{Fulton Co Solid Waste Facility 2012} &= \frac{\text{Fulton Co Facility 2011}}{\text{Total 2011}} \times \text{Total 2012} \\
 2,873 \text{ tons} &= \frac{2,858 \text{ tons}}{23,790 \text{ tons}} \times 23,909 \text{ tons}
 \end{aligned}$$

Table VI-4D Waste Management Method: Recycling

Facilities Used by District Name and Location (County & State)	Tons of District SW Managed									
	2011	2012	2013	2014	2015	2016	2017	2018	2019	2020
Processors/Recyclers/Brokers (recyclables managed through these entities as reported on surveys)	292,563	288,130	283,777	279,502	275,305	271,184	267,138	263,166	263,370	263,575
Commercial Businesses (recyclables collected on surveys)	3,523	3,469	3,417	3,365	3,314	3,264	3,215	3,167	3,170	3,172
Haulers (recyclables managed through haulers reporting recycling includes recyclables sent to processors/recyclers/brokers)	1,472	1,450	1,428	1,406	1,385	1,364	1,343	1,323	1,324	1,325
Industry Businesses (recyclables collected on surveys)	467,862	460,737	453,740	446,869	440,123	433,498	426,994	420,608	420,919	421,234
Curbside (recyclables managed through curbside programs)	included with processor data									
Drop-off (recyclables managed through drop-off programs)	1,824	1,842	1,861	1,879	1,898	1,917	1,936	1,956	1,975	1,995
Elemental Mercury Collection	0.0048	program not available in planning period								
Pesticide Container Recycling	DNR	0	0	0	0	0	0	0	0	0
Rechargeable Household Battery Collection	DNR	0	0	0	0	0	0	0	0	0
HHW Collection Day John's Manville #8 (electronics collected at HHW Collection Day are included in the processors/recyclers/brokers)	5	5	5	5	5	5	5	5	5	5
Industry Resource Recovery (ash)	40,815	40,125	39,447	38,780	38,125	37,480	36,847	36,224	36,224	36,224
Total	808,063	795,757	783,673	771,806	760,154	748,713	737,479	726,449	726,987	727,531

Table VI-4D (cont'd) Waste Management Method: Recycling

Facilities Used by District Name and Location (County & State)	Tons of District SW Managed									
	2021	2022	2023	2024	2025	2026	2027	2028	2029	2030
Processors/Recyclers/Brokers (recyclables managed through these entities as reported on surveys)	263,783	263,993	264,205	264,419	264,635	264,854	265,074	265,297	265,522	265,749
Commercial Businesses (recyclables collected on surveys)	3,174	3,177	3,179	3,182	3,184	3,187	3,189	3,192	3,194	3,197
Haulers (recyclables managed through haulers reporting recycling includes recyclables sent to processors/recyclers/brokers)	1,326	1,327	1,328	1,329	1,330	1,331	1,333	1,334	1,335	1,336
Industry Businesses (recyclables collected on surveys)	421,552	421,873	422,197	422,525	422,856	423,190	423,527	423,868	424,212	424,560
Curbside (recyclables managed through curbside programs)	included with processor data									
Drop-off (recyclables managed through drop-off programs)	2,015	2,035	2,055	2,076	2,097	2,118	2,139	2,160	2,182	2,204
Elemental Mercury Collection	program not available in planning period									
Pesticide Container Recycling	0	0	0	0	0	0	0	0	0	0
Rechargeable Household Battery Collection	0	0	0	0	0	0	0	0	0	0
HHW Collection Day John's Manville #8 (electronics collected at HHW Collection Day are included in the processors/recyclers/brokers)	5	5	5	5	5	5	6	6	6	6
Industry Resource Recovery (ash)	36,224	36,224	36,224	36,224	36,224	36,224	36,224	36,224	36,224	36,224
Total	728,080	728,635	729,195	729,761	730,332	730,909	731,492	732,080	732,675	733,276

Notes:

Source:

The total recycled is from Table VI-1
 The total recycled for each facility is from Table V-5 and as reported on surveys.
 DNR = did not report for 2011

Note:

Scrap tire collection is included in the commercial and industrial businesses.

Table VI-4E Waste Management Method: Composting

Facilities Used by District Name and Location (County & State)	Tons of District SW Managed									
	2011	2012	2013	2014	2015	2016	2017	2018	2019	2020
Defiance WWTP	681	688	695	702	709	716	723	730	737	745
EnviroArtscaping Inc DBS Garden Ridge	0.00	0	0	0	0	0	0	0	0	0
Evergreen Lane Care Center	8.00	8	8	8	8	8	8	9	9	9
Village of Hicksville	1167	1,178	1,190	1,202	1,214	1,226	1,238	1,251	1,263	1,276
Andre Farms Compost Site	5,864	5,923	5,982	6,042	6,102	6,163	6,225	6,287	6,350	6,414
Lammon Brothers	2,485	2,510	2,535	2,560	2,586	2,612	2,638	2,664	2,691	2,718
Village of Delta Compost Facility	391	395	399	403	407	411	415	419	423	428
Tri-State Garden Supply	731	738	746	753	761	768	776	784	792	799
Village of Archbold	433	438	442	446	451	455	460	465	469	474
Village of Paulding	2,017	2,037	2,058	2,078	2,099	2,120	2,141	2,162	2,184	2,206
Nothing But Nature	4	4	4	4	4	4	4	4	4	4
Village of Payne	2	2	2	2	2	2	2	2	2	2
Cooper Hatchery	1,820	1,838	1,857	1,875	1,894	1,913	1,932	1,952	1,971	1,991
Bryan Recycling	697	704	711	718	725	733	740	747	755	762
Edgerton Composting Facility 2	564	570	575	581	587	593	599	605	611	617
Edon Village Composting	24	24	24	25	25	25	25	26	26	26
Village of Montpelier	446	450	455	460	464	469	473	478	483	488
Village of Pioneer	381	385	389	393	396	400	404	408	413	417
Village of West Unity	395	399	403	407	411	415	419	423	428	432
#1 Landscape	16	16	16	16	17	17	17	17	17	17
Village of Lyons	35	35	36	36	36	37	37	38	38	38
Totals	18,161	18,343	18,526	18,711	18,898	19,087	19,278	19,471	19,666	19,862

Table VI-4E (cont'd) Waste Management Method: Composting

Facilities Used by District Name and Location (County & State)	Tons of District SW Managed									
	2021	2022	2023	2024	2025	2026	2027	2028	2029	2030
Defiance WWTP	752	760	767	775	783	791	799	807	815	823
EnviroArtscaping Inc DBS Garden Ridge	0	0	0	0	0	0	0	0	0	0
Evergreen Lane Care Center	9	9	9	9	9	9	9	9	10	10
Village of Hicksville	1,289	1,302	1,315	1,328	1,341	1,354	1,368	1,382	1,396	1,409
Andre Farms Compost Site	6,478	6,543	6,608	6,674	6,741	6,808	6,876	6,945	7,015	7,085
Lammon Brothers	2,745	2,772	2,800	2,828	2,856	2,885	2,914	2,943	2,972	3,002
Village of Delta Compost Facility	432	436	441	445	449	454	458	463	468	472
Tri-State Garden Supply	807	816	824	832	840	849	857	866	874	883
Village of Archbold	479	483	488	493	498	503	508	513	518	524
Village of Paulding	2,228	2,250	2,273	2,296	2,318	2,342	2,365	2,389	2,413	2,437
Nothing But Nature	4	4	5	5	5	5	5	5	5	5
Village of Payne	2	2	2	2	2	2	2	2	2	2
Coooper Hatchery	2,011	2,031	2,051	2,072	2,092	2,113	2,134	2,156	2,177	2,199
Bryan Recycling	770	778	785	793	801	809	817	825	834	842
Edgerton Composting Facility 2	623	629	636	642	648	655	661	668	675	681
Edon Village Composting	27	27	27	27	28	28	28	28	29	29
Village of Montpelier	493	498	503	508	513	518	523	528	533	539
Village of Pioneer	421	425	429	434	438	442	447	451	456	460
Village of West Unity	436	441	445	450	454	459	463	468	472	477
#1 Landscape	18	18	18	18	18	19	19	19	19	19
Village of Lyons	39	39	39	40	40	41	41	41	42	42
Totals	20,061	20,262	20,464	20,669	20,876	21,084	21,295	21,508	21,723	21,940

Notes:

Source:

The total composted is from Table VI-1

Sample Calculation:

Projected value for each Compost Facility is calculated as a ratio based on the 2011 distribution.

$$\begin{aligned} \text{Defiance WWTP 2012} &= \frac{\text{Defiance WWTP 2011}}{\text{Total 2011}} \times \text{Total 2012} \\ 688 \text{ tons} &= \frac{681 \text{ tons}}{18,161 \text{ tons}} \times 18,343 \text{ tons} \end{aligned}$$

Table VI-5 Implementation Schedule for Facilities, Strategies, Programs and Activities: Dates and Description					
Name of Facility, Strategy, Program or Activity	Program Number	Location (SWMD, County, City/Township)	Description of Program/Facility/Program Status	Approximate Date When the Following Will Take Place	
				Operations Begin	Operations Cease
District Facilities					
Defiance County Landfill	n/a	Defiance County	Solid Waste Landfill - Designated Facility	Ongoing	2096
Williams County Landfill	n/a	Williams County	Solid Waste Landfill - Designated Facility	Ongoing	over 100 years
Curbside Recycling, Non-Subscription					
Curbside Recycling Program	DRP-1	Defiance County - City of Defiance	Non-Subscription Curbside Recycling	1993	Ongoing
Curbside Recycling Program	DRP-1	Defiance County - Sherwood	Non-Subscription Curbside Recycling	1996	Ongoing
Curbside Recycling Program	DRP-1	Fulton County - Archbold	Non-Subscription Curbside Recycling	1995	Ongoing
Curbside Recycling Program	DRP-1	Fulton County - Delta	Non-Subscription Curbside Recycling	1994	Ongoing
Curbside Recycling Program	DRP-1	Fulton County - Swanton	Non-Subscription Curbside Recycling	1995	Ongoing
Curbside Recycling Program	DRP-1	Williams County - Bryan	Non-Subscription Curbside Recycling	1993	Ongoing
Curbside Recycling Program	DRP-1	Williams County - Edgerton	Non-Subscription Curbside Recycling	1993	Ongoing
Curbside Recycling Program	DRP-1	Williams County - Montpelier	Non-Subscription Curbside Recycling	1993	Ongoing
Curbside Recycling Program	DRP-1	Williams County - Stryker	Non-Subscription Curbside Recycling	1993	Ongoing
Curbside Recycling Program	DRP-1	Williams County - Edon	Non-Subscription Curbside Recycling	2012	Ongoing
Curbside Recycling Program	DRP-1	Williams County - Blakeslee	Non-Subscription Curbside Recycling	2012	Ongoing
Curbside Recycling, Subscription					
Curbside Recycling Program	DRP-1	Defiance County - Lake Christi Meadows	Subscription Curbside Recycling	2002-2010 program was non-subscription, changed to subscription in 2011	Ongoing
Curbside Recycling Program	DRP-1	Paulding County - Paulding	Subscription Curbside Recycling	2010	Ongoing
Curbside Recycling Program	DRP-1	Paulding County - Payne	Subscription Curbside Recycling	2010	Ongoing

Table VI-5 (cont'd)					
Implementation Schedule for Facilities, Strategies, Programs and Activities: Dates and Description					
Name of Facility, Strategy, Program or Activity	Program Number	Location	Description	Approximate Date	
				Begin	Cease
Curbside Recycling Program	DRP-1	Paulding County - Antwerp	Subscription Curbside Recycling	2010	Ongoing
Drop-off Recycling, FS Rural					
Drop-Off Recycling Program	DRP-2	Fulton County - Archbold	Full Time Recycling Drop-Off	Ongoing	Ongoing
Drop-Off Recycling Program	DRP-2	Fulton County - Fayette	Full Time Recycling Drop-Off	1993	Ongoing
Drop-Off Recycling Program	DRP-2	Paulding County - Antwerp, Erie Recycling	Full Time Recycling Drop-Off	2010	Ongoing
Drop-Off Recycling Program	DRP-2	Paulding County - Koharts Recycling (Broughton)	Full Time Recycling Drop-Off	1993	Ongoing
Drop-Off Recycling Program	DRP-2	Williams County - Florence Twp	Full Time Recycling Drop-Off	2013	Ongoing
Drop-off Recycling, FS Urban					
Drop-Off Recycling Program	DRP-2	Defiance County - Defiance, Werlor Recycling	Full Time Recycling Drop-Off	1993	Ongoing
Drop-Off Recycling Program	DRP-2	Fulton County - Clinton Twp and Pettisville	Full Time Recycling Drop-Off	1993	Ongoing
Drop-Off Recycling Program	DRP-2	Fulton County - Swan Creek Township	Full Time Recycling Drop-Off	1993	Ongoing
Drop-Off Recycling Program	DRP-2	Fulton County - Wauseon, Triangular Processing	Full Time Recycling Drop-Off	Ongoing	Ongoing
Drop-Off Recycling Program	DRP-2	Williams County - Bryan, Northwest Recycling	Full Time Recycling Drop-Off	1993	Ongoing
Drop-Off Recycling Program	DRP-2	Williams County - Bryan	Full Time Recycling Drop-Off	1993	Ongoing
Drop-off Recycling, PT Rural					
Mobile Drop-Off Recycling Program	DRP-3	Defiance County - Ayersville	Part Time Recycling Drop-Off	2009	Ongoing
Mobile Drop-Off Recycling Program	DRP-3	Defiance County - Evansport, Tiffin Township	Part Time Recycling Drop-Off	1994	Ongoing
Mobile Drop-Off Recycling Program	DRP-3	Defiance County - Farmer	Part Time Recycling Drop-Off	1994	Ongoing

Table VI-5 (cont'd)					
Implementation Schedule for Facilities, Strategies, Programs and Activities: Dates and Description					
Name of Facility, Strategy, Program or Activity	Program Number	Location	Description	Approximate Date	
				Begin	Cease
Mobile Drop-Off Recycling Program	DRP-3	Defiance County - Hicksville Village, Grace Methodist Church	Part Time Recycling Drop-Off	2003	Ongoing
Mobile Drop-Off Recycling Program	DRP-3	Defiance County - Hicksville Village, Transfer Station	Part Time Recycling Drop-Off	1994	Ongoing
Mobile Drop-Off Recycling Program	DRP-3	Defiance County - Mark Township, Mark Center	Part Time Recycling Drop-Off	1994	Ongoing
Mobile Drop-Off Recycling Program	DRP-3	Defiance County - Ney Village	Part Time Recycling Drop-Off	1994	Ongoing
Mobile Drop-Off Recycling Program	DRP-3	Defiance County - Noble Township	Part Time Recycling Drop-Off	Ongoing	Ongoing
Mobile Drop-Off Recycling Program	DRP-3	Defiance County - Defiance Township, Power Dam	Part Time Recycling Drop-Off	2003	Ongoing
Mobile Drop-Off Recycling Program	DRP-3	Defiance County - Richland Township	Part Time Recycling Drop-Off	Ongoing	Ongoing
Mobile Drop-Off Recycling Program	DRP-3	Defiance County - Sherwood	Part Time Recycling Drop-Off	1994	Ongoing
Mobile Drop-Off Recycling Program	DRP-3	Fulton County - Delta	Part Time Recycling Drop-Off	Ongoing	Ongoing
Mobile Drop-Off Recycling Program	DRP-3	Fulton County - Lyons	Part Time Recycling Drop-Off	1993	Ongoing
Mobile Drop-Off Recycling Program	DRP-3	Fulton County - Metamora	Part Time Recycling Drop-Off	1993	Ongoing
Mobile Drop-Off Recycling Program	DRP-3	Fulton County - Pike Township	Part Time Recycling Drop-Off	Ongoing	Ongoing
Mobile Drop-Off Recycling Program	DRP-3	Paulding County - Paulding, Fairgrounds	Part Time Recycling Drop-Off	Ongoing	Ongoing
Mobile Drop-Off Recycling Program	DRP-3	Paulding County - Briceton	Part Time Recycling Drop-Off	1993	Ongoing
Mobile Drop-Off Recycling Program	DRP-3	Paulding County - Cecil	Part Time Recycling Drop-Off	1993	Ongoing
Mobile Drop-Off Recycling Program	DRP-3	Paulding County - Grover Hill	Part Time Recycling Drop-Off	1993	Ongoing

Table VI-5 (cont'd)					
Implementation Schedule for Facilities, Strategies, Programs and Activities: Dates and Description					
Name of Facility, Strategy, Program or Activity	Program Number	Location	Description	Approximate Date	
				Begin	Cease
Mobile Drop-Off Recycling Program	DRP-3	Paulding County - Haviland	Part Time Recycling Drop-Off	1993	Ongoing
Mobile Drop-Off Recycling Program	DRP-3	Paulding County - Auglaize Township, Junction	Part Time Recycling Drop-Off	1993	Ongoing
Mobile Drop-Off Recycling Program	DRP-3	Paulding County - Latty	Part Time Recycling Drop-Off	1993	Ongoing
Mobile Drop-Off Recycling Program	DRP-3	Paulding County - Melrose	Part Time Recycling Drop-Off	1993	Ongoing
Mobile Drop-Off Recycling Program	DRP-3	Paulding County - Oakwood	Part Time Recycling Drop-Off	1993	Ongoing
Mobile Drop-Off Recycling Program	DRP-3	Paulding County - Payne	Part Time Recycling Drop-Off	1993	Ongoing
Mobile Drop-Off Recycling Program	DRP-3	Paulding County - Scott Equity (Blue Creek Township)	Part Time Recycling Drop-Off	1993	Ongoing
Mobile Drop-Off Recycling Program	DRP-3	Williams County - Alvordton	Part Time Recycling Drop-Off	1993	Ongoing
Mobile Drop-Off Recycling Program	DRP-3	Williams County - Blakeslee	Part Time Recycling Drop-Off	1993	Ongoing
Mobile Drop-Off Recycling Program	DRP-3	Williams County - Bridgewater Township	Part Time Recycling Drop-Off	1993	Ongoing
Mobile Drop-Off Recycling Program	DRP-3	Williams County - Center Township	Part Time Recycling Drop-Off	1993	Ongoing
Mobile Drop-Off Recycling Program	DRP-3	Williams County - Jefferson Township, West	Part Time Recycling Drop-Off	1993	Ongoing
Mobile Drop-Off Recycling Program	DRP-3	Williams County - Madison Township, Kunkle	Part Time Recycling Drop-Off	1993	Ongoing
Mobile Drop-Off Recycling Program	DRP-3	Williams County - Northwest Township	Part Time Recycling Drop-Off	1993	Ongoing
Mobile Drop-Off Recycling Program	DRP-3	Williams County - Pioneer	Part Time Recycling Drop-Off	1993	Ongoing
Mobile Drop-Off Recycling Program	DRP-3	Williams County - Pulaski Township	Part Time Recycling Drop-Off	Ongoing	Ongoing
Mobile Drop-Off Recycling Program	DRP-3	Williams County - Springfield Township	Part Time Recycling Drop-Off	1993	Ongoing
Mobile Drop-Off Recycling Program	DRP-3	Williams County - Superior Township	Part Time Recycling Drop-Off	1993	Ongoing
Mobile Drop-Off Recycling Program	DRP-3	Williams County - West Unity	Part Time Recycling Drop-Off	1993	Ongoing

Table VI-5 (cont'd)					
Implementation Schedule for Facilities, Strategies, Programs and Activities: Dates and Description					
Name of Facility, Strategy, Program or Activity	Program Number	Location	Description	Approximate Date	
				Begin	Cease
Yard Waste Programs					
Yard Waste Management	DRP-4	District	Backyard composting and "Don't Bag it"	1993	Ongoing
	DRP-4	District	District-wide Yard Waste Facility Strategy	2009	Ongoing
	DRP-4	District	District-wide Yard Waste Program Management Strategy	2009	Ongoing
	DRP-4	District	Yard Waste Performance Monitoring	2009	Ongoing
	DRP-4	District	Yard Waste Recycling Performance Evaluation	2009	Ongoing
Household Hazardous Waste					
Household Hazardous Waste Management	DRP-5	District	Awareness may include: press releases, promotional campaigns, community awards, brochures, HHW hotline.	1993	Ongoing
Household Hazardous Waste Management	DRP-5	District	Education may include: preparation of lesson plans for use in schools, presentations, maintaining reference and media sources.	1993	Ongoing
	DRP-5	District	Mercury Collection - Bowling Green State University offered an outlet for accepting Mercury.	Ongoing	2011
			Paint Collection - paint is accepted at the Household Hazardous Waste Day and at various business outlets	2005	Ongoing
			Computer and Electronics Collection - computers and electronics are accepted at the Household Hazardous Waste Day and at various business outlets	2006	Ongoing
			Pesticide Container Collection - pesticide containers are accepted at various business outlets	Ongoing	Ongoing

Table VI-5 (cont'd)					
Implementation Schedule for Facilities, Strategies, Programs and Activities: Dates and Description					
Name of Facility, Strategy, Program or Activity	Program Number	Location	Description	Approximate Date	
				Begin	Cease
			Rechargeable Batteries - rechargeable batteries are accepted at various business outlets	Ongoing	Ongoing
			Household Hazardous Waste Day - once a year event	2006	Ongoing
Scrap Tire Programs					
Scrap Tire Collection Program	DRP-6	District	Educate residents to available outlets.	1994	Ongoing
Residential Sector Education and Awareness					
Education and Awareness Program	DEP-1	District	K-12 programs can include: visits to schools, classroom presentations, essay contests, poster contests, outdoor classroom. In 2009, a post-activity evaluation for teachers was added to measure of success.	1993	Ongoing
			Promoting recycling as a community responsibility through displays or seminars. In 2009, a post-activity evaluation involves feedback from attendees through interviews and evaluation forms.	1993	Ongoing
			Source Reduction/Recycling Awareness Campaigns can include: production and distribution of brochures, display boards, media campaign (such as radio, newspaper, and district website)	1993	Ongoing
Other Programs					
Roadway Litter Collection Program	DOP-1	District	Roadside litter collection in each county.	existing	Ongoing

Table VI-5 (cont'd)					
Implementation Schedule for Facilities, Strategies, Programs and Activities: Dates and Description					
Name of Facility, Strategy, Program or Activity	Program Number	Location	Description	Approximate Date	
				Begin	Cease
Annual District Report	n/a	District	Annual surveying and submission of Annual District Report to Ohio EPA.	existing	Ongoing
Grant Programs					
Community Grant Programs	DGP-1	District	Pursuit of grant funding by District to help with programming.	existing	Ongoing
Market Development Programs					
Residential/Commercial Market Development Program	DMDP-1	District	Pursuit of grant funding to promote market development in District.	existing	Ongoing
Commercial/Industrial Sector TA and Education					
Technical Assistance	DIP-1	District	Telephone Assistance	Ongoing	Ongoing
	DIP-1	District	Web Page	Ongoing	Ongoing
	DIP-1	District	Market Development Grants	Ongoing	Ongoing
	DIP-1	District	Education/Awareness Presentations	1994	Ongoing
	DIP-1	District	Recycling Drives	Ongoing	Ongoing
	DIP-1	District	Waste Audits	Ongoing	Ongoing
	DIP-1	District	Industrial Recycling Subcommittee	Ongoing	Ongoing

Table VI-6
Facilities Identified and Current Designations

Facilities Currently Identified	
Name	Location (SWMD, State)
Landfills	
Ohio EPA permitted and licensed solid waste landfills	
Transfer Facilities	
Ohio EPA permitted and licensed solid waste landfills	
Transfer Facilities	
Ohio EPA permitted and licensed solid waste landfills	
Designated Facilities	
Defiance County Landfill	Joint Solid Waste Management District of Defiance, Fulton, Paulding and Williams Counties
Williams County Landfill	Joint Solid Waste Management District of Defiance, Fulton, Paulding and Williams Counties

This page intentionally left blank.

VII. Measurement of Progress Toward Waste Reduction Goals

As discussed in Section V, the *1995 State Solid Waste Management Plan (1995 State Plan)* establishes goals districts are required to achieve in their solid waste management plans. These goals are important to further recycling and waste minimization within the District. However, Goals #1 and Goals #2 are considered primary goals when evaluating a District's plan for compliance with the *State Plan*.

The *1995 State Plan* mandates that the Joint Solid Waste Management District of Defiance, Fulton, Paulding, and Williams Counties comply with either Goal #1 or Goal #2. Solid Waste Management Districts are encouraged to attempt to demonstrate compliance with both goals of the *1995 State Plan* but are required to demonstrate compliance with only one goal or the other.

Goal #1 of the 1995 State Plan: - "Ensure the availability of reduction, recycling, and minimization alternatives for municipal solid waste."

District's must demonstrate that the waste reduction, recycling, or minimization programs or activities in existence or scheduled to be implemented will be available by the year 2000 for minimum of seven of the eleven materials identified in the 1995 State Plan as being highly amenable to recovery from municipal solid waste. Solid waste management districts are required to ensure that a minimum of ninety percent of the population of each residential sector service area in the district has access to recycling opportunities. Thus, this goal is often referred to as the "access goal" or the "90 percent access goal". The demonstration must also show:

- Each sector of waste generators (residential and commercial/institutional) has access to recycling or other alternative management methods for at least four of the minimum seven materials designated by the district; and
- Generator's participation in recycling and waste reduction is encouraged through district educational efforts and financial incentives, or the district will investigate the feasibility of implementing financial incentives.

Goal #2 of the 1995 State Plan – "Reduce and/or recycle at least 50 percent of the total generation of solid waste statewide by the year 2000."

- Objective #1 – 25% waste reduction rate for the residential/commercial sector. Reduce, reuse, recycle or minimize 25 percent of the generation of residential/commercial solid wastes by the year 2000.
- Objective #2 – 50% waste reduction rate for the industrial sector. Reduce or recycle 50% of the generation of industrial solid wastes by the year 2000.

A. District Will Comply with Goal(s) Identified

The District will demonstrate compliance with Goal #1 – Access Goal and Goal #2 – Waste Reduction and Recycling Rates.

B. Demonstration of Compliance with Goal #1

The Plan Format prescribes a formula for solid waste management Districts to use to determine the percentage of the population which has access to curbside and drop-off recycling services. The types of services offered within the District are listed below and include an explanation of the population credit assigned to each type of service.

Non-Subscription Curbside

One hundred percent credit is applied to the population of the political subdivision where all households receive curbside recycling service. The resident or political subdivision does not pay a separate fee for the curbside recycling service. It is an all inclusive fee that pays for both trash and recycling service. The non-subscription curbside program must include four materials designated for the residential sector.

Subscription Curbside

Twenty-five percent credit is applied to political subdivisions offering subscription curbside recycling service. The population for the political subdivision is multiplied by twenty five percent for the access credit. The subscription service is paid directly by the resident similar to a magazine subscription. The resident pays a separate fee for curbside recycling and for trash service. The resident has the option not to subscribe to the recycling service. The subscription curbside service must include the four materials designated for the residential sector.

Recycling Drop-Offs

Credit may be taken for 2,500 persons served in a rural area and 5,000 persons served in an urban area per full service drop-off. Credit may be taken for 2,500 persons served in a rural or urban area per part-time drop-off.

Rural Area is defined as any municipality or township less than 5,000 in population. An urban area is defined as any municipality or township equal to or greater than 5,000 in population. A full service drop-off is a site that is open to the public at least 40 hours per week which manages the four materials designated for the residential sector. A part-time drop-off is a site that is open to the public less than 40 hours per week; however, the site is available at a regular scheduled time at least once per month. The part-time drop-off must handle the four materials designated for the residential sector.

1. Residential

a. Service Area

The District has been divided into four service areas. Each county in the District is a separate service area, which will include all the incorporated and unincorporated areas in the county.

Service Area	Reference Year Population (2011)	Planning Period Population (2015)
Defiance County	38,884	39,010
Fulton County ¹	42,510	43,374
Paulding County ²	19,420	19,202
Williams County	37,597	37,450

¹ The Village of Swanton in Lucas County is included in the totals for Fulton County.

² The Village of Scott in Paulding County is excluded from the totals for Paulding County.

b. Access

The four materials designated for the residential sector are newspaper, steel, aluminum, and plastic containers. Table VII-1 “Materials Designated to Demonstrate Compliance with Goal #1” presents the material lists.

The District provides access to waste reduction/recycling services via non-subscription and subscription curbside programs and recycling drop-off locations. In the reference year, 9 political subdivisions offered non-subscription curbside recycling programs and 3 political subdivisions and 1 community (Lake Christi Meadows) offered subscription curbside recycling programs. The non-subscription curbside programs expanded in 2012 by adding 2 political jurisdictions. Tables VII-2 A-D summarizes access for all four counties.

c. Participation

1.) Education and Awareness

The strategies identified in Section IV for Goal #3 and Goal #4 adequately address the requirements for education and awareness to demonstrate compliance with the participation standard of Goal #1. Programs with specific messages toward Goal #1 are:

- Education and Awareness Program (Program #DEP-1)

2.) Financial Incentives

In addition to funding the education and awareness programs, the District funds 11 drop-off facilities and 41 mobile drop-off locations throughout the District to reduce the cost of recycling. The District also evaluates the drop-off locations and will adjust the number of locations to reflect the needs and the availability of funds. Additional financial support to reduce the cost of

recycling and to promote greater participation will be periodically evaluated by the Board and will be adjusted as deemed appropriate.

In addition, the District strongly believes that Pay-As-You-Throw (PAYT) programs or volume based incentive programs are the best way to increase recycling. Several haulers in the region offer volume based systems for trash collection. The District supports these haulers and communities and will continue to offer technical assistance and guidance when appropriate. This is evident with the City of Defiance program which limits residents to 4 bags per week or extra charges are incurred. This system encourages residents to recycle more to generate less trash in order to stay under the 4 bag limit per week. If the District's waste reduction results begin to decline and pose a risk that the District could not meet the 25% residential/commercial waste reduction goal, then the District will initiate a campaign to promote volume based incentive programs.

2. Commercial/Institutional

a. Service Area

The service area for the District encompasses four counties: Defiance, Fulton, Paulding, and Williams.

b. Access

In order to meet the access standard for the commercial/institutional sector, solid waste management districts must demonstrate that four of the seven materials are accepted by the recycling opportunities that service this sector. The four materials designated for the commercial/institutional sector are cardboard, office paper, glass containers, and aluminum containers. Table VII-1 "Materials Designated to Demonstrate Compliance with Goal #1" presents the material lists.

Additionally, districts must demonstrate at least one of the following collection options for each service area:

- At least one drop-off available or buyback available
- Haulers which will pick up recyclables at a fee or at no charge
- At least one MRF receiving commercial/institutional waste and recovering recyclables from waste received.

Werlor meets the commercial/institutional access standard for Defiance County. This drop-off facility accepts all of the four materials designated for the commercial/institutional sector and provides collection service to commercial/institutional entities.

Triangular Processing meets the commercial/institutional access standard for Fulton County. This drop-off facility accepts all of the four materials designated for the commercial/institutional sector.

Erie Recycling meets the commercial/institutional access standard for Paulding County. This drop-off facility accepts all of the four materials designated for the commercial/institutional sector and provides collection service to commercial/institutional entities.

Northwest Recycling meets the commercial/institutional access standard for Williams County. This drop-off facility accepts all of the four materials designated for the commercial/institutional sector and provides collection service to commercial/institutional entities.

Allied - Republic Services offers recycling collection service throughout the District.

c. Participation

1.) Education and Awareness

The strategies identified in Section IV for Goal #3 and Goal #4 adequately address the requirements for education and awareness to demonstrate compliance with the participation standard of Goal #1. Programs with specific messages toward Goal #1 are:

- Education and Awareness

C. Calculating Goal #2, the Waste Reduction Rate (WRR)

1. Residential and Commercial Sectors

Table VII-3 presents the annual waste reduction rates for residential and commercial waste. The District's residential/commercial sector had a waste reduction rate of 43% in the reference year (2011). In the first year of the planning period (2015), the waste reduction rate target for residential and commercial waste is projected to be 44%. The District anticipates the waste reduction will continue to increase through the planning period.

The District believes the increase comes not only from increased recycling activities but also from increased data collection from the District's annual recycling survey efforts. Since the District is not proposing any significant new recycling programs in this Plan Update, the District believes the waste reduction percentage has or will be reaching a maximum attainable level. The District will continue to track the data annually.

Since the District exceeds the State Plan Goals for the residential/commercial sector, the District's strategy for this Plan Update is to maintain the level of performance with its residential/commercial recycling programs by monitoring program performance routinely. If the result of this ongoing monitoring process yields a drop in waste reduction and recycling activities or volumes, the District may first evaluate its surveying efforts to determine if collected data is accurate and complete.

If all collected data is determined to be accurate and complete, the District may implement additional targeted and broad based education and awareness efforts. These efforts could include advertisements in local media, increased education and awareness presentations and/or the creation of incentive programs to stimulate participation and/or to increase waste reduction and recycling.

The above listed efforts will be implemented only on an as needed basis. The District realizes that continued engagement and interface with the residential/commercial sector is very important and will not be reduced during the planning period.

2. Industrial Sector

Table VII-4 presents the annual waste reduction rate for industrial waste. The District's industrial sector had a waste reduction rate of 83% in the reference year (2011). In the first year of the planning period (2015), the waste reduction rate target is projected to be 83%. The District anticipates the waste reduction will remain flat at 83% throughout the planning period.

3. District Total

Table VII-5 presents annual waste reduction rates for the residential/commercial and industrial sectors. The District's annual reduction rate for the reference year (2011) was 77%. In 2015, the first year of the planning period, the District projects the total waste reduction rate to be 77% through the end of the planning period.

**Table VII-1
 Materials in the Municipal Solid Waste Stream That Are
 Highly Amenable to Recovery⁽¹⁾**

Eleven Materials Highly Amenable to Recycling, etc.	Materials Designated for the Residential Sector	Materials Designated for the Commercial/Institutional Sector	Number of Times Materials are Designated
Corrugated cardboard		x	1
Mixed Paper			0
Office paper		x	1
Newspaper	x		1
Glass containers		x	1
Steel containers	x		1
Aluminum containers	x	x	2
Plastic containers	x		1
Scrap Tires			0
Used Motor Oil			0
Textiles			0
Lead-acid batteries			0
Major appliances			0
Household Hazardous Waste			0
Wood Pallets and Packaging			0
Food Waste			0
Yard wastes			0
Totals	4	4	8

¹From the 1995 State Solid Waste Management Plan

Table VII-2 A
Defiance County
Calculation of Access for Residential Sector

Program	Reference Year (2011)		Year 2015	
	2011 Population	Population with Access	2015 Population	Population with Access
Non-Subscription Curbside				
City of Defiance	16,622	16,622	16,676	16,676
Sherwood	823	823	826	826
Subtotal Non-Subscription		17,445		17,502
Subscription Curbside				
Lake Christy Meadows	310	78	310	78
Subtotal Subscription		78		78
Total Curbside Recycling		17,523		17,580
Full Service, Rural Urban Drop-Off				
Defiance (Werlor Recycling)	16,622	5,000	16,676	5,000
Total Full-Time Drop-Off		5,000		5,000
Part-Time Drop-Off				
Ayersville	2,363	2,500	2,371	2,500
Evansport, Tiffin Township	1,607	2,500	1,612	2,500
Farmer	959	2,500	962	2,500
Hicksville Village (Grace Methodist Church)	3,568	2,500	3,580	2,500
Hicksville Village (Transfer Station)	3,568	2,500	3,580	2,500
Mark Township (Mark Center)	904	2,500	907	2,500
Milford Township	1,076	2,500	0	0
Ney Village	353	2,500	354	2,500
Noble Township	6,304	2,500	6,324	2,500
Defiance Township (Power Dam)	13,125	2,500	13,168	2,500
Richland Township	2,908	2,500	2,917	2,500
Sherwood	823	2,500	826	2,500
Total Part-Time Drop-Off		30,000		27,500
Total Drop-Off		35,000		32,500
Total Population With Access		52,523		50,080
Service Area Population		38,884		39,010
90 percent		34,996		35,109
Additional Population Needing Access		0		0
Access Percentage		100%		100%

Source:
 2011 Population- Ohio Department of Development
 2015 Population-Table V-1

**Table VII-2 B
 Fulton County
 Calculation of Access for Residential Sector**

Program	Reference Year (2011)		Year 2015	
	2011 Population	Population with Access	2015 Population	Population with Access
Non-Subscription Curbside				
Archbold	4,327	4,327	4,415	4,415
Delta	3,088	3,088	3,151	3,151
Swanton	3,665	3,665	3,737	3,737
Subtotal Non-Subscription		11,080		11,303
Subscription Curbside				
None	0	0	0	0
Subtotal Subscription		0		0
Total Curbside Recycling		11,080		11,303
Full Service, Rural Drop-Off				
Archbold	4,327	2,500	4,415	2,500
Fayette	1,278	2,500	1,304	2,500
Total Full-Time Drop-Off		5,000		5,000
Full Service, Urban Drop-Off				
Clinton Township and Pettisville	9,513	5,000	9,706	5,000
Swan Creek Township	8,528	5,000	8,701	5,000
Wauseon (BofDD Triangular Processing)	7,301	5,000	7,449	5,000
Wauseon	7,301	5,000	0	0
Total Full-Time Drop-Off		20,000		15,000
Part-Time Drop-Off				
Delta	3,088	2,500	3,151	2,500
Lyons	559	2,500	570	2,500
Metamora	624	2,500	637	2,500
Pike Township	1,847	2,500	1,885	2,500
Total Part-Time Drop-Off		10,000		10,000
Total Drop-Off		35,000		30,000
Total Population With Access		46,080		41,303
Service Area Population		42,510		43,374
90 percent		38,259		39,037
Additional Population Needing Access		0		0
Access Percentage		100%		95%

Source:
 2011 Population- Ohio Department of Development
 2015 Population-Table V-1

Table VII-2 C
Paulding County
Calculation of Access for Residential Sector

Program	Reference Year (2011)		Year 2015	
	2011 Population	Population with Access	2015 Population	Population with Access
Non-Subscription Curbside				
None		0		0
Subtotal Non-Subscription	0	0	0	0
Subscription Curbside				
Paulding	3,568	892	3,528	882
Payne	1,181	295	1,168	292
Antwerp	1,718	430	1,699	425
Subtotal Subscription		1,617		1,599
Total Curbside Recycling		1,617		1,599
Full Service, Rural Drop-Off				
Antwerp (Erie Recycling)	1,718	2,500	1,699	2,500
Koharts Recycling (Broughton)	0	0	1,755	2,500
Total Full-Time Drop-Off		2,500		5,000
Part-Time Drop-Off				
Paulding (Fairgrounds)	3,568	2,500	3,528	2,500
Paulding Township (Briceton)	3,982	2,500	3,937	2,500
Cecil	187	2,500	185	2,500
Grover Hill	397	2,500	393	2,500
Haviland	214	2,500	212	2,500
Auglaize Township (Junction)	1,440	2,500	1,424	2,500
Latty	192	2,500	190	2,500
Melrose	273	2,500	270	2,500
Oakwood	605	2,500	598	2,500
Payne	1,181	2,500	1,168	2,500
Scott Equity (Blue Creek Township)	774	2,500	765	2,500
Total Part-Time Drop-Off		27,500		27,500
Total Drop-Off		30,000		32,500
Total Population With Access		31,617		34,099
Service Area Population		19,420		19,202
90 percent		17,478		17,281
Additional Population Needing Access		0		0
Access Percentage		100%		100%

Source:
 2011 Population- Ohio Department of Development
 2015 Population-Table V-1

**Table VII-2 D
 Williams County
 Calculation of Access for Residential Sector**

Program	Reference Year (2011)		Year 2015	
	2011 Population	Population with Access	2015 Population	Population with Access
Non-Subscription Curbside				
Bryan	8,534	8,534	8,501	8,501
Edgerton	2,010	2,010	2,002	2,002
Montpelier	4,067	4,067	4,051	4,051
Stryker	1,333	1,333	1,328	1,328
Edon	0	0	829	829
Blakeslee	0	0	96	96
Subtotal Non-Subscription		15,944		16,807
Subscription Curbside				
None	0	0	0	0
Subtotal Subscription	0	0	0	0
Total Curbside Recycling		15,944		16,807
Full Service, Rural Drop-Off				
Edon	832	2,500	0	0
Total Full-Time Drop-Off		2,500		0
Full Service, Urban Drop-Off				
Bryan	8,534	5,000	8,501	5,000
Bryan (Northwest Recycling)	8,534	5,000	8,501	5,000
Total Full-Time Drop-Off		10,000		10,000
Part-Time Drop-Off				
Alvordton	800	2,500	797	2,500
Blakeslee	96	2,500	96	2,500
Bridgewater Township	1,473	2,500	1,467	2,500
Center Township	2,870	2,500	2,859	2,500
Jefferson Township (West)	1,917	2,500	1,909	2,500
Madison Township (Kunkle)	986	2,500	982	2,500
Northwest Township	1,235	2,500	1,230	2,500
Pioneer	1,379	2,500	1,374	2,500
Pulaski Township	2,355	2,500	2,346	2,500
Springfield Township	3,144	2,500	3,132	2,500
Superior Township	1,391	2,500	1,386	2,500
West Unity	1,671	2,500	1,664	2,500
Florence Township	2,023	0	2,015	2,500
Total Part-Time Drop-Off		30,000		32,500
Total Drop-Off		42,500		42,500
Total Population With Access		58,444		59,307
Service Area Population		37,597		37,450
90 percent		33,837		33,705
Additional Population Needing Access		0		0
Access Percentage		100%		100%

Source:

2011 Population- Ohio Department of Development

2015 Population-Table V-1

**Table VII-3
 Annual Rate of Waste Reduction: Residential/Commercial Waste**

Year	Recycling	Composting	Non-Compostables	Landfill	Tons Waste Reduction	Population	Waste Reduction Rate (%)	Per Capita Waste Reduction Rate (lb/person/day)
2011	50,203	18,161	0	89,867	68,364	138,403	43.21%	2.71
2012	50,705	18,343	0	89,994	69,048	138,557	43.41%	2.73
2013	51,212	18,526	0	90,119	69,738	138,713	43.63%	2.75
2014	51,724	18,711	0	90,242	70,435	138,870	43.84%	2.78
2015	52,241	18,898	0	90,364	71,140	139,028	44.05%	2.80
2016	52,764	19,087	0	90,485	71,851	139,188	44.26%	2.83
2017	53,291	19,278	0	90,604	72,570	139,348	44.47%	2.85
2018	53,824	19,471	0	90,722	73,295	139,511	44.69%	2.88
2019	54,363	19,666	0	90,838	74,028	139,674	44.90%	2.90
2020	54,906	19,862	0	90,953	74,769	139,839	45.12%	2.93
2021	55,455	20,061	0	91,066	75,516	140,005	45.33%	2.96
2022	56,010	20,262	0	91,177	76,272	140,173	45.55%	2.98
2023	56,570	20,464	0	91,286	77,034	140,342	45.77%	3.01
2024	57,136	20,669	0	91,394	77,805	140,512	45.98%	3.03
2025	57,707	20,876	0	91,501	78,583	140,683	46.20%	3.06
2026	58,284	21,084	0	91,605	79,368	140,856	46.42%	3.09
2027	58,867	21,295	0	91,708	80,162	141,031	46.64%	3.11
2028	59,456	21,508	0	91,808	80,964	141,206	46.86%	3.14
2029	60,050	21,723	0	91,907	81,773	141,383	47.08%	3.17
2030	60,651	21,940	0	92,004	82,591	141,562	47.30%	3.20

Source:

Recycling values taken from Table VI-2

Composting values taken from Table VI-2

Landfill values taken from Table VI-2

Populations values taken from Table V-1

Sample Calculation:

2012 Tons Waste Reduction = Recycling + (Composting - Non Compostables)

$$69,048 \text{ tons} = 50,705 \text{ tons} + (18,343 \text{ tons} - 0)$$

$$\text{Waste Reduction Rate} = \frac{\text{Tons of Waste Reduced}}{\text{(Tons of Waste Reduced + Tons of Waste Landfilled)}}$$

$$43.41\% = \frac{69048 \text{ tons}}{69,048 \text{ tons} + 89,994 \text{ tons}}$$

$$\text{Per Capita Waste Reduction Rate} = \frac{\text{Tons of Waste Reduced (tons) x 2000 lb/ton}}{\text{(District Population x 365 days)}}$$

$$2.73 \text{ lb/person/day} = \frac{69,048 \text{ tons} \times 2000 \text{ lb/ton}}{138,557 \text{ persons} \times 365 \text{ days}}$$

Table VII-4
Annual Rate of Waste Reduction: Industrial Waste

Year	Recycling	Composting	Non-Compostable	Incineration	Incinerator Ash and Bypass Waste	Ash Recycled	Landfill	Tons Waste Reduction	Population	Waste Reduction Rate (%)	Per Capita Waste Reduction Rate (lb/person/day)
2011	757,860	0	0	61,222	20,407	40,815	162,253	798,675	138,403	83.12%	31.62
2012	745,052	0	0	60,187	20,062	40,125	159,511	785,177	138,557	83.11%	31.05
2013	732,461	0	0	59,170	19,723	39,447	156,815	771,908	138,713	83.11%	30.49
2014	720,082	0	0	58,170	19,390	38,780	154,165	758,862	138,870	83.11%	29.94
2015	707,913	0	0	57,187	19,062	38,125	151,560	746,038	139,028	83.11%	29.40
2016	695,949	0	0	56,221	18,740	37,480	148,998	733,430	139,188	83.11%	28.87
2017	684,188	0	0	55,271	18,424	36,847	146,480	721,035	139,348	83.11%	28.35
2018	672,625	0	0	54,336	18,112	36,224	144,005	708,849	139,511	83.11%	27.84
2019	672,625	0	0	54,336	18,112	36,224	144,005	708,849	139,674	83.11%	27.81
2020	672,625	0	0	54,336	18,112	36,224	144,005	708,849	139,839	83.11%	27.78
2021	672,625	0	0	54,336	18,112	36,224	144,005	708,849	140,005	83.11%	27.74
2022	672,625	0	0	54,336	18,112	36,224	144,005	708,849	140,173	83.11%	27.71
2023	672,625	0	0	54,336	18,112	36,224	144,005	708,849	140,342	83.11%	27.68
2024	672,625	0	0	54,336	18,112	36,224	144,005	708,849	140,512	83.11%	27.64
2025	672,625	0	0	54,336	18,112	36,224	144,005	708,849	140,683	83.11%	27.61
2026	672,625	0	0	54,336	18,112	36,224	144,005	708,849	140,856	83.11%	27.57
2027	672,625	0	0	54,336	18,112	36,224	144,005	708,849	141,031	83.11%	27.54
2028	672,625	0	0	54,336	18,112	36,224	144,005	708,849	141,206	83.11%	27.51
2029	672,625	0	0	54,336	18,112	36,224	144,005	708,849	141,383	83.11%	27.47
2030	672,625	0	0	54,336	18,112	36,224	144,005	708,849	141,562	83.11%	27.44

Source:

Recycling values taken from Table VI-3

Composting values taken from Table VI-3

Landfill values taken from Table VI-3

Populations values taken from Table V-1

Sample Calculation:

$$\begin{aligned} 2012 \text{ Tons Waste Reduction} &= \text{Recycling} + \text{Composting} - \text{NonCompostable} + \text{Ash Recycled} \\ 785,177 \text{ tons} &= \frac{745,052 \text{ tons} + 0 - 0 + 40,125}{\text{tons}} \end{aligned}$$

$$\text{Waste Reduction Rate} = \frac{\text{Tons of Waste Reduced}}{(\text{Tons of Waste Reduced} + \text{Tons of Waste Landfilled})}$$

$$83.1 \% = \frac{785,177 \text{ tons}}{(785,177 \text{ tons} + 159,511 \text{ tons})}$$

$$\text{Per Capita Waste Reduction Rate} = \frac{\text{Tons of Waste Reduced} \times 2000}{(\text{District Population} \times 365 \text{ days})}$$

$$31.05 \text{ lb/person/day} = \frac{785,711 \text{ tons} \times 2,000 \text{ lb/ton}}{(138557 \text{ persons} \times 365 \text{ days})}$$

**Table VII-5
 Annual Rate of Waste Reduction: Total District Solid Waste**

Year	Recycling	Composting	Non-Compostables	Incineration	Incinerator Ash and ByPass Waste	Ash Recycled	Landfill	Tons Waste Reduction	Population	Waste Reduction Rate (%)	Per Capita Waste Reduction Rate (lb/person/day)
2011	808,063	18,161	0	61,222	20,407	40,815	275,092	867,039	138,403	75.91%	34.33
2012	795,757	18,343	0	60,187	20,062	40,125	272,477	854,225	138,557	75.82%	33.78
2013	783,673	18,526	0	59,170	19,723	39,447	269,906	841,646	138,713	75.72%	33.25
2014	771,806	18,711	0	58,170	19,390	38,780	267,379	829,298	138,870	75.62%	32.72
2015	760,154	18,898	0	57,187	19,062	38,125	264,896	817,177	139,028	75.52%	32.21
2016	748,713	19,087	0	56,221	18,740	37,480	262,455	805,281	139,188	75.42%	31.70
2017	737,479	19,278	0	55,271	18,424	36,847	260,057	793,604	139,348	75.32%	31.21
2018	726,449	19,471	0	54,336	18,112	36,224	257,699	782,145	139,511	75.22%	30.72
2019	726,987	19,666	0	54,336	18,112	36,224	257,815	782,878	139,674	75.23%	30.71
2020	727,531	19,862	0	54,336	18,112	36,224	257,929	783,618	139,839	75.24%	30.71
2021	728,080	20,061	0	54,336	18,112	36,224	258,042	784,366	140,005	75.25%	30.70
2022	728,635	20,262	0	54,336	18,112	36,224	258,154	785,121	140,173	75.26%	30.69
2023	729,195	20,464	0	54,336	18,112	36,224	258,263	785,883	140,342	75.27%	30.68
2024	729,761	20,669	0	54,336	18,112	36,224	258,371	786,654	140,512	75.28%	30.68
2025	730,332	20,876	0	54,336	18,112	36,224	258,477	787,432	140,683	75.29%	30.67
2026	730,909	21,084	0	54,336	18,112	36,224	258,582	788,218	140,856	75.30%	30.66
2027	731,492	21,295	0	54,336	18,112	36,224	258,684	789,011	141,031	75.31%	30.66
2028	732,080	21,508	0	54,336	18,112	36,224	258,785	789,813	141,206	75.32%	30.65
2029	732,675	21,723	0	54,336	18,112	36,224	258,884	790,623	141,383	75.33%	30.64
2030	733,276	21,940	0	54,336	18,112	36,224	258,981	791,440	141,562	75.35%	30.63

Source:
 Recycling values taken from Table VI-1

Composting values taken from Table VI-1

Landfill values taken from Table VI-1

Populations values taken from Table V-1

Sample Calculation:

2012 Tons Waste Reduction = Recycling + Composting - NonCompostable + Ash Recycled

$$854,225 \text{ tons} = 795,757 \text{ tons} + 18,343 - 0 + 40,125 \text{ tons}$$

$$\text{Waste Reduction Rate} = \frac{\text{Tons of Waste Reduced}}{(\text{Tons of Waste Reduced} + \text{Tons of Waste Landfilled})}$$

$$75.82 \% = \frac{854,225 \text{ tons}}{(854,225 \text{ tons} + 272,477 \text{ tons})}$$

$$\text{Per Capita Waste Reduction Rate} = \frac{\text{Tons of Waste Reduced} \times 2000}{(\text{District Population} \times 365 \text{ days})}$$

$$33.78 \text{ lb/person/day} = \frac{854,225 \text{ tons} \times 2,000 \text{ lb/ton}}{(138557 \text{ persons} \times 365 \text{ days})}$$

This page intentionally left blank.

VIII. Cost of Financing Plan Implementation

This section includes the costs for all District-sponsored programs and activities, facilities constructed and the funding mechanism used to meet the District's budget. Portions of this section are considered a part of the implementation schedule required in accordance with ORC Section 3734.53 (A)(12).

A. Funding Mechanisms

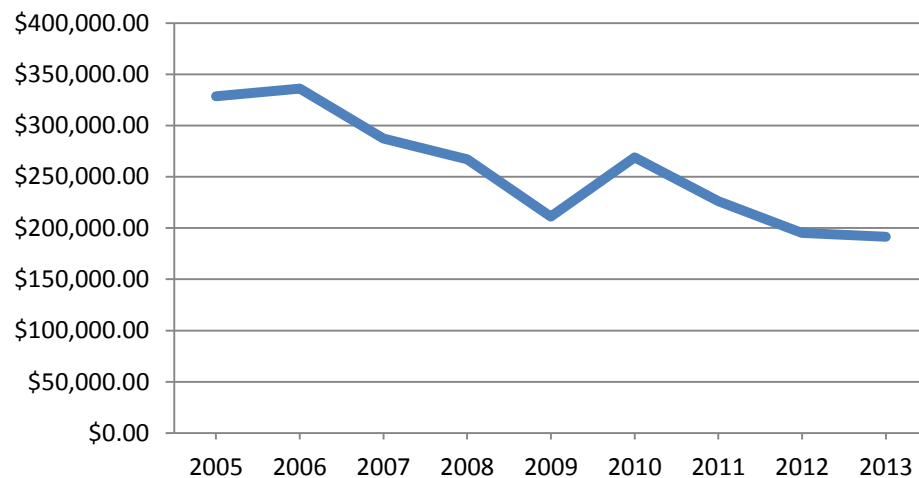
In this section, all of the funding mechanisms expected are discussed. In addition, anticipated revenues from each source listed below are projected for each year of the planning period.

1. District Disposal Fees

The District received revenues from disposal fees levied in accordance with ORC Section 3734.57(B). This statute allows for the District to generate revenues by levying fees on any waste disposed in either of the two District landfills, Defiance County Landfill and Williams County Landfill. The fees are \$1.00 per ton levied on waste disposed from in-district sources, \$2.00 per ton levied on waste disposed from out-of-district sources, and \$1.00 per ton levied on waste disposed from out-of-state sources.

Historic disposal fee revenues shown in Figure VIII-1 show a declining trend. Even though revenues were declining, revenues were consistently over \$200,000, until year 2012. In 2012, the disposal fee revenues dropped below \$200,000. Revenue received in 2013 was also below \$200,000.

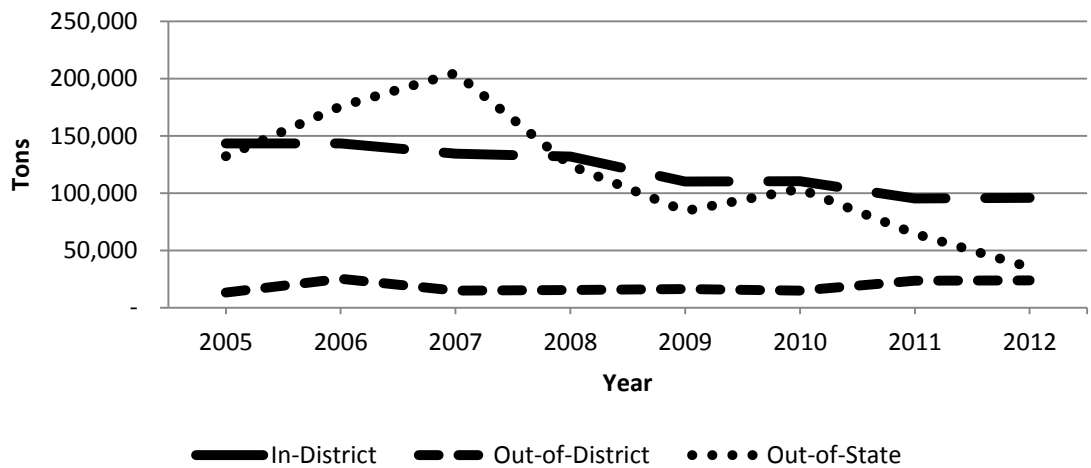
Figure VIII-1 Historic Disposal Fee Revenues



Since disposal fees are levied on waste disposed in the district, historic waste flows were examined. Figure VIII-2 shows waste flow tonnages from in-district, out-of-district, and out-of-state sources (Note: Data for this figure was taken from Ohio EPA Facility Data Reports). As seen, waste disposed from in-district sources followed a moderate declining trend. This can be attributable to waste reduction efforts and increased recycling and waste reduction in the District. Waste disposal from out-of-district sources fluctuated minimally with a slight

increase in 2011 and 2012. The biggest change is the drastic decline in waste disposal from out-of-state sources.

Figure VIII-2- Historical Waste Flow Tonnages



Charting historic revenues and waste flows helped the District determine future revenue projections as presented in Table VIII-1, “District Disposal Fee Schedule and Revenues Generated”. Table VIII-1 shows revenues and projected revenues resulting from disposal fees. Years 2011-2013 show actual revenues collected from disposal fees. Tonnages shown for these years are based on revenue tonnages reported on District fee reports. The District operates on a cash accounting basis which means revenues are not recorded until they are received from a facility. As a result, revenues received may not match calendar year waste disposal tonnages.

Projected in-district waste disposal tonnages were kept constant. The figures above show a moderate decline for in-district waste disposal tonnages, which is to be expected with a downturned economy. More people turned towards recycling and reuse in times of a recession. Now that the economy is on the rise, the District assumes the waste disposal will no longer continue to decline. The projected in-district waste disposal is set to remain flat beginning in 2014 through the planning period.

Waste tonnages from out-of-district sources show a relatively flat trend line until 2011 where waste disposal from out-of-district sources increased. An increase in 2011 is attributable to more waste coming in from neighboring Henry County. With the closure of the Henry County Landfill, the District assumes this waste flow will continue through the planning period. To remain conservative a projected increase is set at 0.5% per year beginning in 2014 through the planning period. Out-of-district waste disposal increased 1% from 2011 to 2012. Because of the many variables (other landfills, costs, etc.) the District is more comfortable projecting annual waste disposal increase at 0.5%.

Out-of-state waste disposal shows a declining rate of 1% per year. With the imposed taxes on out-of-state waste coming into Ohio it is doubtful out-of-state waste increases will be seen. The District is assuming the decline in disposal

from out-of-state waste sources that has been experienced may be permanent; however, further significant declines are not expected.

2. *Generation Fee*

In accordance with ORC 3734.573, a solid waste management policy committee may levy fees on the generation of solid wastes within the district. The District is not levying fees on waste generated within its borders, regardless of where in Ohio the waste is disposed for this Plan. The District reserves the right to implement a generation fee should it be necessary to assure appropriate funding for District programs and activities.

Table VIII-2 "Generation Fee Schedule and Revenues" is not applicable.

3. *Summary of District Revenues*

Table VIII-3, "Summary of Revenue Generated and Mechanisms Used," includes all the funding mechanisms that will be used and the total amount of revenue generated by each method for each year of the planning period. To implement the 2015 Plan the District needs average annual revenues of approximately \$440,000.

Under the terms of host community agreements between the District and the two in-district landfills, the District collects an additional fee of \$1.00 per ton on each ton of out-of-state waste disposed at the Defiance County Landfill and Williams County Landfill. At one point in time the contract revenues provided about 55% of the District's revenue stream. This decreased to about 22% in 2011. It is projected this revenue stream will remain steady at current levels in the planning period.

Other revenues are earned incomes from interest. It is projected the carry-over balance will be significantly lower by 2015, thus revenues from interest are not expected.

The District will implement and collect "Designation Fees" in the amount of \$2.00 per ton on all solid waste generated within the District that is delivered to designated solid waste facilities. The Joint Solid Waste Management District of Defiance, Fulton, Paulding and Williams Counties Board of Directors met and approved the Resolution of Final Designation of Solid Waste Facilities Pursuant to O.R.C. 343.014 at the July 28, 2014 quarterly session approving, of necessity, a \$2.00 per ton Contract Fee/Tax on all municipal solid waste generated within the District. The \$2.00 per ton Contract Fee/Tax is effective as of October 1, 2014 on all municipal solid waste generated within the four counties of the District and disposed of at a facility designated by the District. Table A.1 below calculates the total district waste disposal on which Designation Fees will be collected. The Designation Fees exclude exempt waste and wastes disposed in the residual waste landfills.

Table A.1. District Generated Waste Subject To Designated Fees

Year	Total District Waste Generated ¹ (tons)	District Residual Waste ² (tons)	District Exempt Waste ³ (tons)	District Waste Subject to Fees (tons)
2015	264,896	126,043	22,972	115,881
2016	262,455	123,912	22,972	115,571
2017	260,057	121,819	22,972	115,266
2018	257,699	119,760	22,972	114,967
2019	257,815	119,760	22,972	115,083
2020	257,929	119,760	22,972	115,197
2021	258,042	119,760	22,972	115,310
2022	258,154	119,760	22,972	115,421
2023	258,263	119,760	22,972	115,531
2024	258,371	119,760	22,972	115,639
2025	258,477	119,760	22,972	115,745
2026	258,582	119,760	22,972	115,850
2027	258,684	119,760	22,972	115,952
2028	258,785	119,760	22,972	116,053
2029	258,884	119,760	22,972	116,152
2030	258,981	119,760	22,972	116,249

Source:

¹Table VI-1

² District residual waste is projected to decrease 1.69% annually until year 2018. It is then projected to remain constant through the remainder of the planning period. This is consistent with industrial waste generation projections demonstrated in Section V.

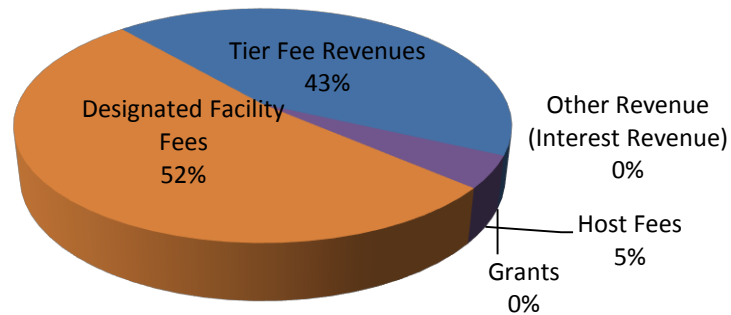
³Table V-4

Sample Calculation:

$$264,896 \text{ tons} - 126,043 \text{ tons} - 22,972 \text{ tons} = 115,881 \text{ tons}$$

The estimated distribution of District revenue sources for the planning period is presented below in Figure VIII-3.

Figure VIII-3 2015 District Revenue Distribution



B. Cost of Plan Implementation

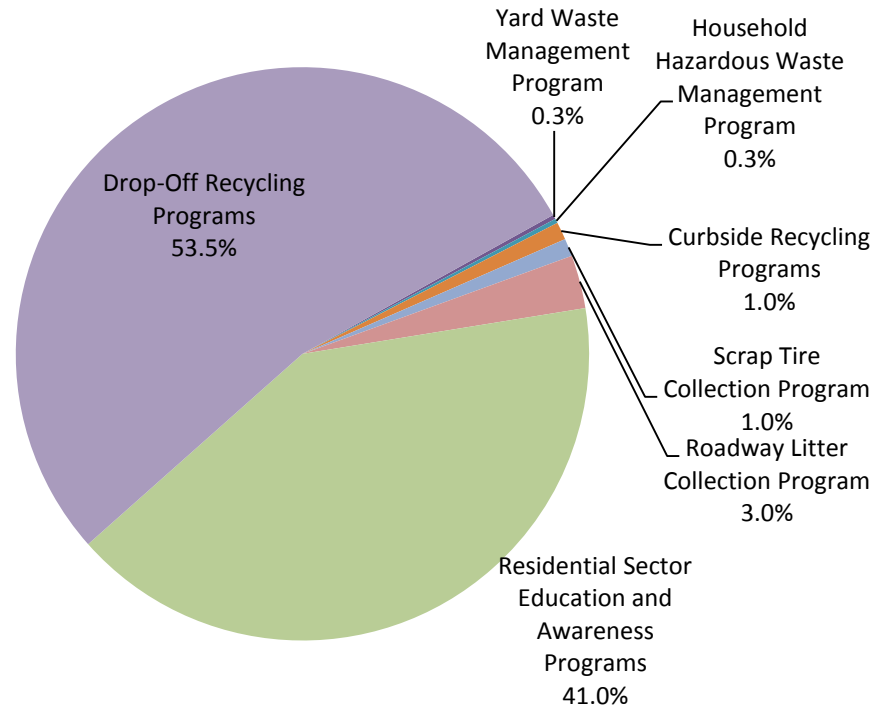
Table VIII-4, “Anticipated Loans Secured by the District,” indicates the District has no outstanding loans and does not anticipate securing loans during the planning period. Table VIII-4 is not applicable.

The District does not directly own or operate solid waste management facilities. The primary cost centers within the District budget are the costs of data management/reporting and county recycling programs. The District has four County Program (Ohio Recycling & Litter Prevention - ORLP) Offices. These four County ORLP Offices have program managers, or coordinators. The District provides funding to these County ORLP Offices to manage/implement the strategies and programs set forth in the plan. These funds are provided to the County ORLP Offices to cover basic program costs, support staff salaries, and program manager salaries. Program managers have the ability to contract for services, hire support staff, share services, etc.

Funding provided to each County ORLP Office has a percentage assigned to the operational aspect of program implementation and management to use as a guideline. The 2009 Plan estimated county program managers would expend operational percentages as follows: 1% on curbside recycling programs; 46% on drop-off recycling programs; 1% on yard waste management programs; 1% on HHW programs; 3% on scrap tire collection programs; 41% on residential education and awareness programs; and 7% on roadway litter collection programs. Incurred expenses for years 2011 through 2013 are shown on Table VIII-5, “Estimated Cost for Plan Implementation.” [Note: District funding to each county program decreased annually to a low of \$280,000. As a result of decreased funding operational expenses adjusted based on the percentage allocations. As seen in 2015 operational expenses increase with the expected funding to each county program increasing to \$400,000.]

Changes in operational percentage spending are expected in the planning period evidenced by rising costs for some program operations. In response a shift is expected in operational percentage expense allocations. Guideline percentages set forth in this Plan are shown in Figure VIII-4 below.

**Figure VIII-4 County ORLP Planning Period
Approximate Expenditure Allocations**



These adjusted percentage allocations are expected to change in year 2015. As a result some operational expenses decrease or increase. Percentage allocations are subject to change based on the continually changing needs of each county. Years 2014 through the end of the planning period are projected expenses.

Projections for expenses are assumptions based on the following:

- Year 2014 inflation is predicted to be 2%.
- Average annual historical wage rate increases for the private sector is roughly 2.8%.
- Federal government employees saw no wage increases in wages from 2010-2013.
- Ohio county employee raises in small rural counties have seen 0-1% annual wage increases.
- Historical expenditures.

The budget for the District increases about 2% throughout the planning period (2015-2030). Expense categories and projections include:

- Personnel. Costs represented here are for portions of County staff salaries, benefits and payroll taxes spent on District activities. Personnel costs are increased 2.8 percent annually.
- Professional Services. Consultant fees to assist District in preparing solid waste management plans. Every five years the District is allocating monies over a three-year time span.

- **Legal Fees.** Legal Fees include the cost of legal expenses needed for plan implementation and updating, and to draft, adopt and enforce facility designations and any associated rules. These fees are expected to fluctuate. Plan preparation years will fluctuate higher for a three-year time span.
- **Office Overhead.** Office Overhead costs include the cost of miscellaneous equipment, advertising, and printing needed to prepare and implement the plan. The budgeted amount remains constant through the planning period.
- **Other – Monitor Plan (staff, legal, and miscellaneous).** Other expenses include mailings, copies, postage, District staffing wages, etc. for preparation of reports. Costs increase only during plan preparation years for a two-year time span.

County Program Offices

Beginning in 2015, County ORLP Offices are budgeted a total of \$400,000 annually. Each County ORLP office receives one-fourth of the total budget (approximately \$100,000). The increase will allow for salary increases (County staff operating programs) and/or assumed contract (recycling service contracts) increases.

- **Curbside recycling.** Each County ORLP office expends approximately 1% of their budget to help communities get curbside programs and provide technical assistance.
- **Drop-off Recycling.** Distribution of expenses for drop-off and mobile drop-off recycling is expected to rise to 53.5% of each County ORLP office expenses. Costs may include, but are not limited to: collection, processing, contracting, equipment (capital and maintenance expenses), personnel (for time spent on drop-offs), and awareness.
- **Mobile Drop-off Recycling.** Expenses are included in the Drop-off Recycling Program line item expenditures.
- **Yard Waste Management.** Distribution of expenses is 0.3% of each County ORLP budget. Costs may include, but are not limited to education and advertising.
- **Household Hazardous Waste Management.** Distribution of expenses is 0.3% of each County ORLP budget. Costs may include, but are not limited to education, awareness, and Household Hazardous Waste Day.
- **Scrap Tire Collection Program.** Distribution of expenses is 1.0% of each County ORLP budget. Costs may include, but are not limited to education and any County ORLP office recycling drive events.

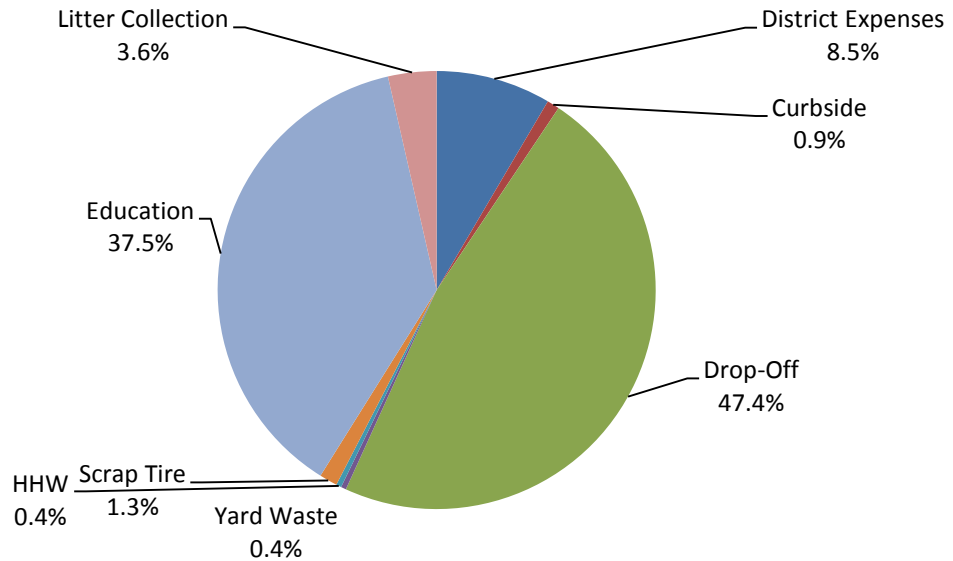
- Annual District Report. Costs associated with the Annual District Report are not included in the County ORLP Office expenses. Annual District Report preparation is a District expense included in Administration expenses.
- Residential Sector Education and Awareness Programs. Each County ORLP office expends approximately 41% of their budget towards education and awareness. Costs may include, but are not limited to include personnel (for time spent on education, presentations, etc.), supplies (contests, presentations, campaigns), printing (brochures, displays), and advertisements.
- Roadway Litter Collection Program. Distribution of expenses is 3% of each County ORLP budget. Costs may include, but are not limited to include supplies, recycling, and trash disposal.
- Community Grant Programs. The County ORLP offices' have not been a recipient of a community grant for sometime now. This Plan is not allocating any expenses for grant matches.
- Residential/Commercial Market Development Programs. This Plan does not show allocated expenses for market development programs. Any expenses for this program would require time from County ORLP staff and/or District staff.
- Technical Assistance. Any expenses for technical assistance are included in residential sector education and awareness programs.

Over the past four plus years the District received lower than anticipated revenues. To maintain programming the Board approved withdrawal of funds from the one million dollar contingency fund over this time period to cover the deficit. As revenues continued to decline the Board also approved budget cuts in 2012, 2013, and 2014 to all County ORLP offices as shown in Table VIII-5, "Estimated Cost for Plan Implementation".

County ORLP offices cannot continue to meet Ohio EPA goals if they are expected to operate at the 2014 budget amounts for an extended period of time. To restore budgets and account for anticipated expense increases the District will charge and collect a Designation Fee as described earlier in this Section. The expense table shown in Table VIII-5, "Estimated Cost for Plan Implementation" demonstrates the restored budget and increases projected.

Table VIII-5 describes a planned budget only. Actual budget details will be determined on an annual basis by the Coordinator and the Board. These details will be based on actual revenue and expenses projected over the next program year. The District Board reserves the right to amend annual budgets as conditions warrant. Figure VIII-5 presents the projected program expenditure allocations for the District.

Figure VIII-5 Planning Period Expenditure Allocations



Note: District expenses may include, but are not limited to District personnel, professional services, legal fees, office overhead, and other. This figure is an approximation of all District expenses.

C. Funds Allocated from ORC 3734.57(B), ORC 3734.572 and ORC 37334.573

The District collects revenues from fees authorized under ORC Section 3734.57(B), ORC 3734.572 and/or ORC 3734.573, and allocations of these monies must be made in accordance with the requirements of ORC Section 3734.57(G). In Table VIII-6, "Revenues and Allocations in Accordance with ORC 3734.57, ORC 3734.572 and ORC 3734.573," the amount of money to be allocated in each allowable use category for each year of the planning period is shown.

Nothing contained in these budget projections should be construed as a binding commitment by the District to expend a specific amount of money on a particular strategy, facility, program and/or activity. The Board, with the advice and assistance of District staff will review and revise the budget as needed to implement planned strategies, facilities, programs and/or activities as effectively as possible with funds available. Unanticipated excess revenues may be applied, to the extent that is practical and allowable, to other Plan Update implementation activities. The District reserves the right to revise the budget and reallocate funds as programs change or as otherwise determined to be in the best interest of the District.

D. Contingent Funding

Historically the District relied heavily on revenues from out-of-state waste disposed in-district. In recent years, the District has seen a shift in disposal practices. Out-of-state waste is no longer coming into the District in the volumes seen in past years. Out-of-state waste received in the reference year decreased to approximately 64,000 tons (a 62% reduction from 2008).

Decreased disposal has resulted in decreased revenues. To operate the District, withdrawals from the cash reserve fund were necessary. The cash reserve fund that once held one million dollars has been used to replace the revenue deficit. The District's cumulative balance available at the end of year 2014 is expected to be less than \$200,000.

Levying a contract based Designation Fee, as discussed earlier, will provide sufficient funding to operate the District through the planning period and will adequately cover the planned expenses.

Should the contingency cash reserve fund prove inadequate to provide necessary funding; the District will evaluate funding alternatives which may include raising District disposal fees levied under ORC 3734.57(B), instituting a generation fee, or increasing the amount of the contract-based Designation Fee charged and collected by the District. The District reserves the right to adjust amount of tiered disposal fees and Designation Fees as necessary to assure appropriate funding for District programs and activities.

Contingent funding should not be necessary to implement this 2015 Plan update. Revenue sources identified and projected in Table VIII-3 are stable revenue sources. The District assumes the process for instituting the contract-based Designation Fees will take six months. This process should begin during or before June 2014. Table VIII-7, "Contingent Funding Sources" is not applicable.

The District could receive more revenues than projected in this 2015 Plan. For instance, waste from neighboring Districts or out-of-state sources may increase more than projected. Revenue projections are conservative. Some of the District's programming line items do not have expenditures projected. Also, some of the line items with allocated expenses may require additional expenses. The District reserves the right to expend revenues on these line items after building a one-year reserve. Expenses allocated will not exceed revenues and will not take away from budgeted expenses. Additional revenue will be allocated between the County ORLP offices.

E. Summary of Costs and Revenues

In Table VIII-8, "Summary of District Revenues and Expenditures," the expected annual revenues followed by the annual costs for each facility, program, or activity for each year of the planning period is entered. The annual net revenues for each year have been determined previously and are given in Table VIII-3. This section is considered a part of the implementation schedule required in accordance with ORC Section 3734.53 (A)(12).

The District reserves the right to move funds between programs and activities as costs and revenues may increase or decrease during the planning period.

**Table VIII-1
 District Disposal Fee Schedule and Revenues Generated**

Year	Fee Schedule (\$/ton)			Tons Disposed in the District			Estimated Total District Fee Revenue Based on Calculations	Actual Collected Disposal Fee Revenue
	In- District	Out-of-District	Out-of State	In- District ¹	Out-of-District ²	Out-of State ³		
2011	\$1.00	\$2.00	\$1.00	115,613.68	23,075.40	64,296.58	-	\$226,061.06
2012	\$1.00	\$2.00	\$1.00	115,524.19	24,188.76	31,370.67	-	\$195,273.38
2013	\$1.00	\$2.00	\$1.00	111,105.24	30,192.46	20,055.45	-	\$191,545.61
2014	\$1.00	\$2.00	\$1.00	111,105.24	30,343.42	19,854.90	\$191,646.98	actual revenues are unknown for future planning years
2015	\$1.00	\$2.00	\$1.00	111,105.24	30,495.14	19,656.35	\$191,751.87	
2016	\$1.00	\$2.00	\$1.00	111,105.24	30,647.62	19,459.78	\$191,860.25	
2017	\$1.00	\$2.00	\$1.00	111,105.24	30,800.85	19,265.19	\$191,972.13	
2018	\$1.00	\$2.00	\$1.00	111,105.24	30,954.86	19,072.53	\$192,087.49	
2019	\$1.00	\$2.00	\$1.00	111,105.24	31,109.63	18,881.81	\$192,206.31	
2020	\$1.00	\$2.00	\$1.00	111,105.24	31,265.18	18,692.99	\$192,328.59	
2021	\$1.00	\$2.00	\$1.00	111,105.24	31,421.51	18,506.06	\$192,454.31	
2022	\$1.00	\$2.00	\$1.00	111,105.24	31,578.61	18,321.00	\$192,583.47	
2023	\$1.00	\$2.00	\$1.00	111,105.24	31,736.51	18,137.79	\$192,716.04	
2024	\$1.00	\$2.00	\$1.00	111,105.24	31,895.19	17,956.41	\$192,852.03	
2025	\$1.00	\$2.00	\$1.00	111,105.24	32,054.66	17,776.85	\$192,991.42	
2026	\$1.00	\$2.00	\$1.00	111,105.24	32,214.94	17,599.08	\$193,134.20	
2027	\$1.00	\$2.00	\$1.00	111,105.24	32,376.01	17,423.09	\$193,280.35	
2028	\$1.00	\$2.00	\$1.00	111,105.24	32,537.89	17,248.86	\$193,429.88	
2029	\$1.00	\$2.00	\$1.00	111,105.24	32,700.58	17,076.37	\$193,582.77	
2030	\$1.00	\$2.00	\$1.00	111,105.24	32,864.09	16,905.61	\$193,739.02	

Notes:

Tonnages shown exclude exempt wastes.

¹In-district waste disposal tonnages for 2011, 2012, and 2013 are based on revenue tonnages as reported in fee reports. Waste in 2014 through the planning period is expected to remain constant.

²Out-of-district waste disposal tonnages for 2011, 2012, and 2013 are based on revenue tonnages as reported in fee reports. Waste in 2014 through the planning period is expected to increase 0.5% per year.

³Out-of-state waste disposal tonnages for 2011, 2012, and 2013 are based on revenue tonnages as reported in fee reports. Waste in 2014 through the planning period is expected to decrease 1% per year.

Sample Calculation:

(In-District fee * In-District Tons) + (Out-of-District fee * Out-of-District Tons) + (Out-of-State fee * Out-of-State Tons) = Total Fee Revenue

2014 Fee Revenues = (\$1 * 111,105) + (\$2 * 30,343) + (\$1 * 19,855) = \$191,647

**Table VIII-2
 Generation Fee Schedule and Revenues**

Year	Generation Fee	Amount of District Waste to be Disposed (tons)	Total Generation Fee Revenue
2011	n/a	n/a	n/a
2010	n/a	n/a	n/a
2011	n/a	n/a	n/a
2012	n/a	n/a	n/a
2013	n/a	n/a	n/a
2014	n/a	n/a	n/a
2015	n/a	n/a	n/a
2016	n/a	n/a	n/a
2017	n/a	n/a	n/a
2018	n/a	n/a	n/a
2019	n/a	n/a	n/a
2020	n/a	n/a	n/a
2021	n/a	n/a	n/a
2022	n/a	n/a	n/a
2023	n/a	n/a	n/a
2024	n/a	n/a	n/a
2025	n/a	n/a	n/a
2026	n/a	n/a	n/a
2027	n/a	n/a	n/a
2028	n/a	n/a	n/a
2029	n/a	n/a	n/a
2030	n/a	n/a	n/a

Table VIII-3
Summary of Revenue Generated and Mechanisms Used

Year	Tier Fee Revenues	Generation Fees	Grants	Host Fees	Other Revenue (Interest Revenue)	Designated Facility Fees	Total Revenue Generated
2011	\$226,061.06	n/a	\$0	\$64,297	\$785	\$0	\$291,143
2012	\$195,273.38	n/a	\$0	\$41,033	\$785	\$0	\$237,092
2013	\$191,545.61	n/a	\$0	\$20,055	\$785	\$0	\$212,386
2014	\$191,646.98	n/a	\$0	\$19,855	\$785	\$0	\$212,287
2015	\$191,751.87	n/a	\$0	\$19,656	\$0	\$231,762	\$443,170
2016	\$191,860.25	n/a	\$0	\$19,460	\$0	\$231,141	\$442,461
2017	\$191,972.13	n/a	\$0	\$19,265	\$0	\$230,532	\$441,769
2018	\$192,087.49	n/a	\$0	\$19,073	\$0	\$229,933	\$441,093
2019	\$192,206.31	n/a	\$0	\$18,882	\$0	\$230,166	\$441,254
2020	\$192,328.59	n/a	\$0	\$18,693	\$0	\$230,395	\$441,416
2021	\$192,454.31	n/a	\$0	\$18,506	\$0	\$230,621	\$441,581
2022	\$192,583.47	n/a	\$0	\$18,321	\$0	\$230,843	\$441,748
2023	\$192,716.04	n/a	\$0	\$18,138	\$0	\$231,062	\$441,916
2024	\$192,852.03	n/a	\$0	\$17,956	\$0	\$231,278	\$442,087
2025	\$192,991.42	n/a	\$0	\$17,777	\$0	\$231,490	\$442,259
2026	\$193,134.20	n/a	\$0	\$17,599	\$0	\$231,699	\$442,433
2027	\$193,280.35	n/a	\$0	\$17,423	\$0	\$231,905	\$442,608
2028	\$193,429.88	n/a	\$0	\$17,249	\$0	\$232,106	\$442,785
2029	\$193,582.77	n/a	\$0	\$17,076	\$0	\$232,304	\$442,963
2030	\$193,739.02	n/a	\$0	\$16,906	\$0	\$232,498	\$443,143

Notes:

2011, 2012, and 2013 match revenues reported on Quarterly Fee Reports submitted to Ohio EPA.

Source:

Tier Fee revenues are from Table VIII-1.

Generation Fee revenues are from Table VIII-2.

Grant revenues are projections based on anticipated grants received.

Host Fee revenues are \$1 per ton imposed on out-of-state waste disposed in Defiance or Williams County landfills. Out-of-state waste tonnages are projected on Table VIII-1.

Other Revenue includes interest.

Designated Facility Fee revenues are \$2 per ton imposed on district generated waste.

**Table VIII-4
 Anticipated Loans Secured by the District**

Year	Loans Obtained by the District		Interest Rate	Length of Loan	Annual Debt Service
	Lending Institution	Loan Amount			
2011	NA	NA	NA	NA	NA
2012	NA	NA	NA	NA	NA
2013	NA	NA	NA	NA	NA
2014	NA	NA	NA	NA	NA
2015	NA	NA	NA	NA	NA
2016	NA	NA	NA	NA	NA
2017	NA	NA	NA	NA	NA
2018	NA	NA	NA	NA	NA
2019	NA	NA	NA	NA	NA
2020	NA	NA	NA	NA	NA
2021	NA	NA	NA	NA	NA
2022	NA	NA	NA	NA	NA
2023	NA	NA	NA	NA	NA
2024	NA	NA	NA	NA	NA
2025	NA	NA	NA	NA	NA
2026	NA	NA	NA	NA	NA
2027	NA	NA	NA	NA	NA
2028	NA	NA	NA	NA	NA
2029	NA	NA	NA	NA	NA
2030	NA	NA	NA	NA	NA

**Table VIII-5
 Estimated Costs for Plan Implementation**

Description	ID	2011	2012	2013	2014	2015	2016	2017	2018	2019
Administration										
Personnel	n/a	\$12,699	\$14,567	\$13,459	\$13,836	\$14,224	\$14,622	\$15,031	\$15,452	\$15,885
Professional Services	n/a	\$0	\$2,400	\$10,480	\$12,120	\$0	\$0	\$2,000	\$15,000	\$8,000
Legal Fees	n/a	\$1,667	\$2,892	\$9,788	\$7,320	\$2,500	\$2,500	\$3,000	\$8,500	\$8,500
Office Overhead	n/a	\$8,435	\$6,210	\$9,145	\$5,000	\$5,000	\$5,000	\$5,000	\$5,000	\$5,000
Other - Monitor Plan	n/a	\$2,700	\$3,090	\$6,355	\$6,507	\$2,500	\$2,500	\$2,500	\$5,000	\$5,000
Subtotal		\$25,501	\$29,160	\$49,228	\$44,784	\$24,224	\$24,622	\$27,531	\$48,952	\$42,385
County Program Offices										
Curbside Recycling Programs	DRP-1	\$4,050	\$3,899	\$2,800	\$2,800	\$4,000	\$4,000	\$4,000	\$4,000	\$4,000
Drop-Off Recycling Programs	DRP-2	\$186,277	\$179,354	\$128,800	\$128,800	\$184,000	\$214,000	\$214,000	\$214,000	\$214,000
Mobile Drop-off Recycling Program	DRP-3	Included with the Drop-off Recycling Program Expenses								
Yard Waste Management Program	DRP-4	\$4,050	\$3,899	\$2,800	\$2,800	\$4,000	\$1,000	\$1,000	\$1,000	\$1,000
Household Hazardous Waste Management Program	DRP-5	\$4,050	\$3,899	\$2,800	\$2,800	\$4,000	\$1,000	\$1,000	\$1,000	\$1,000
Scrap Tire Collection Program	DRP-6	\$12,149	\$11,697	\$8,400	\$8,400	\$12,000	\$4,000	\$4,000	\$4,000	\$4,000
Annual District Report	n/a	\$0	\$0	\$0	\$0	\$0	\$0	\$0	\$0	\$0
Residential Sector Education and Awareness Programs	DEP-1	\$166,030	\$159,859	\$114,800	\$114,800	\$164,000	\$164,000	\$164,000	\$164,000	\$164,000
Roadway Litter Collection Program	DOP-1	\$28,347	\$27,293	\$19,600	\$19,600	\$28,000	\$12,000	\$12,000	\$12,000	\$12,000
Community Grant Programs	DPG-1	\$0	\$0	\$0	\$0	\$0	\$0	\$0	\$0	\$0
Residential/Commercial Market Development Programs	DMDP-1	\$0	\$0	\$0	\$0	\$0	\$0	\$0	\$0	\$0
Technical Assistance	DIRP-1	\$0	\$0	\$0	\$0	\$0	\$0	\$0	\$0	\$0
Subtotal		\$404,950	\$389,900	\$280,000	\$280,000	\$400,000	\$400,000	\$400,000	\$400,000	\$400,000
Totals		\$430,451	\$419,060	\$329,228	\$324,784	\$424,224	\$424,622	\$427,531	\$448,952	\$442,385

Table VIII-5 (con'td)
Estimated Costs for Plan Implementation

Description	ID	2020	2021	2022	2023	2024	2025	2026	2027	2028	2029	2030
Administration												
Personnel	n/a	\$16,330	\$16,787	\$17,257	\$17,740	\$18,237	\$18,748	\$19,273	\$19,812	\$20,367	\$20,937	\$21,523
Professional Services	n/a	\$0	\$0	\$2,000	\$15,000	\$8,000	\$0	\$0	\$2,000	\$15,000	\$8,000	\$0
Legal Fees	n/a	\$2,500	\$2,500	\$3,000	\$8,500	\$8,500	\$2,500	\$2,500	\$3,000	\$8,500	\$8,500	\$2,500
Office Overhead	n/a	\$5,000	\$5,000	\$5,000	\$5,000	\$5,000	\$5,000	\$5,000	\$5,000	\$5,000	\$5,000	\$5,000
Other - Monitor Plan	n/a	\$2,500	\$2,500	\$2,500	\$5,000	\$5,000	\$2,500	\$2,500	\$2,500	\$5,000	\$5,000	\$2,500
Subtotal		\$26,330	\$26,787	\$29,757	\$51,240	\$44,737	\$28,748	\$29,273	\$32,312	\$53,867	\$47,437	\$31,523
County Program Offices												
Curbside Recycling Programs	DRP-1	\$4,000	\$4,000	\$4,000	\$4,000	\$4,000	\$4,000	\$4,000	\$4,000	\$4,000	\$4,000	\$4,000
Drop-Off Recycling Programs	DRP-2	\$214,000	\$214,000	\$214,000	\$214,000	\$214,000	\$214,000	\$214,000	\$214,000	\$214,000	\$214,000	\$214,000
Mobile Drop-off Recycling Program	DRP-3	\$0	\$0	\$0	\$0	\$0	\$0	\$0	\$0	\$0	\$0	\$0
Yard Waste Management Program	DRP-4	\$1,000	\$1,000	\$1,000	\$1,000	\$1,000	\$1,000	\$1,000	\$1,000	\$1,000	\$1,000	\$1,000
Household Hazardous Waste Management Program	DRP-5	\$1,000	\$1,000	\$1,000	\$1,000	\$1,000	\$1,000	\$1,000	\$1,000	\$1,000	\$1,000	\$1,000
Scrap Tire Collection Program	DRP-6	\$4,000	\$4,000	\$4,000	\$4,000	\$4,000	\$4,000	\$4,000	\$4,000	\$4,000	\$4,000	\$4,000
Annual District Report	n/a	\$0	\$0	\$0	\$0	\$0	\$0	\$0	\$0	\$0	\$0	\$0
Residential Sector Education and Awareness Programs	DEP-1	\$164,000	\$164,000	\$164,000	\$164,000	\$164,000	\$164,000	\$164,000	\$164,000	\$164,000	\$164,000	\$164,000
Roadway Litter Collection Program	DOP-1	\$12,000	\$12,000	\$12,000	\$12,000	\$12,000	\$12,000	\$12,000	\$12,000	\$12,000	\$12,000	\$12,000
Community Grant Programs	DPG-1	\$0	\$0	\$0	\$0	\$0	\$0	\$0	\$0	\$0	\$0	\$0
Residential/Commercial Market Development Programs	DMDP-1	\$0	\$0	\$0	\$0	\$0	\$0	\$0	\$0	\$0	\$0	\$0
Technical Assistance	DIRP-1	\$0	\$0	\$0	\$0	\$0	\$0	\$0	\$0	\$0	\$0	\$0
Subtotal		\$400,000	\$400,000	\$400,000	\$400,000	\$400,000	\$400,000	\$400,000	\$400,000	\$400,000	\$400,000	\$400,000
Totals		\$426,330	\$426,787	\$429,757	\$451,240	\$444,737	\$428,748	\$429,273	\$432,312	\$453,867	\$447,437	\$431,523

Table VIII-6
Revenues and Allocations in Accordance with ORC 3734.57, ORC 3734.572, and ORC 3734.573

Year	Total Annual Revenue (\$)	Allocations of ORC 3734.57 and ORC 3734.573 Revenue For the Following Purposes:										Total Budget Allocation (\$)	Cumulative Balance	
		1	2	3	4	5	6	7	8	9	10			
													\$734,364	
2011	\$291,143	2,700	427,752	0	0	0	0	0	0	0	0	0	430,451	\$595,056
2012	\$237,092	5,490	413,570	0	0	0	0	0	0	0	0	0	419,060	\$413,087
2013	\$212,386	16,835	312,393	0	0	0	0	0	0	0	0	0	329,228	\$296,246
2014	\$212,287	18,627	306,156	0	0	0	0	0	0	0	0	0	324,784	\$183,749
2015	\$443,170	2,500	421,724	0	0	0	0	0	0	0	0	0	424,224	\$202,696
2016	\$442,461	2,500	422,122	0	0	0	0	0	0	0	0	0	424,622	\$220,535
2017	\$441,769	4,500	423,031	0	0	0	0	0	0	0	0	0	427,531	\$234,773
2018	\$441,093	20,000	428,952	0	0	0	0	0	0	0	0	0	448,952	\$226,914
2019	\$441,254	13,000	429,385	0	0	0	0	0	0	0	0	0	442,385	\$225,783
2020	\$441,416	2,500	423,830	0	0	0	0	0	0	0	0	0	426,330	\$240,869
2021	\$441,581	2,500	424,287	0	0	0	0	0	0	0	0	0	426,787	\$255,663
2022	\$441,748	4,500	425,257	0	0	0	0	0	0	0	0	0	429,757	\$267,654
2023	\$441,916	20,000	431,240	0	0	0	0	0	0	0	0	0	451,240	\$258,329
2024	\$442,087	13,000	431,737	0	0	0	0	0	0	0	0	0	444,737	\$255,679
2025	\$442,259	2,500	426,248	0	0	0	0	0	0	0	0	0	428,748	\$269,190
2026	\$442,433	2,500	426,773	0	0	0	0	0	0	0	0	0	429,273	\$282,350
2027	\$442,608	4,500	427,812	0	0	0	0	0	0	0	0	0	432,312	\$292,646
2028	\$442,785	20,000	433,867	0	0	0	0	0	0	0	0	0	453,867	\$281,564
2029	\$442,963	13,000	434,437	0	0	0	0	0	0	0	0	0	447,437	\$277,091
2030	\$443,143	2,500	429,023	0	0	0	0	0	0	0	0	0	431,523	\$288,710

Notes:

- 1 - Preparation and monitoring of plan implementation.
- 2 - Implementation of approved plan.
- 3 - Financial assistance to boards of health for solid waste enforcement.
- 4 - Financial assistance to defray the costs of maintaining roads and other public services related to the location or operation of solid waste facilities.
- 5 - Contracts with boards of health for collecting and analyzing samples from water wells adjacent to solid waste facilities.
- 6 - Out-of-state waste inspection program.
- 7 - Financial assistance to local boards of health to enforce ORC 3734.03 or to local law enforcement agencies having jurisdiction within the District for anti-littering.
- 8 - Financial assistance to local boards of health for employees to participate in Ohio EPA's training and certification program for solid waste operators and facility inspectors.
- 9 - Financial assistance to local municipalities and townships to defray the added cost of roads and services related to the operation of solid waste facilities.
- 10 - Payment of any expenses that are agreed to awarded or ordered to be paid under section 3745.35 of the Revised Code and any administrative costs incurred pursuant to that section.

Host and Designation Fees are not levied in accordance with ORC 3734.57(B) or 3734.573, but will be used by the District for plan implementation.

**Table VIII-7
 Contingent Funding Sources**

Year	Amount of Contingent Funding for Each Source:		Total
	Generation Fee	Tons of In-District Waste	
2011	NA	NA	NA
2012	NA	NA	NA
2013	NA	NA	NA
2014	NA	NA	NA
2015	NA	NA	NA
2016	NA	NA	NA
2017	NA	NA	NA
2018	NA	NA	NA
2019	NA	NA	NA
2020	NA	NA	NA
2021	NA	NA	NA
2022	NA	NA	NA
2023	NA	NA	NA
2024	NA	NA	NA
2025	NA	NA	NA
2026	NA	NA	NA
2027	NA	NA	NA
2028	NA	NA	NA
2029	NA	NA	NA
2030	NA	NA	NA

Table VIII-8 Summary of District Revenues and Expenditures

	2011	2012	2013	2014	2015	2016	2017	2018	2019
Beginning Balance	\$734,364	\$595,056	\$413,087	\$296,246	\$183,749	\$202,696	\$220,535	\$234,773	\$226,914
Revenues									
Tier Fees	\$226,061	\$195,273	\$191,546	\$191,647	\$191,752	\$191,860	\$191,972	\$192,087	\$192,206
Generation Fees	n/a	n/a	n/a	n/a	n/a	n/a	n/a	n/a	n/a
Grants	\$0	\$0	\$0	\$0	\$0	\$0	\$0	\$0	\$0
Host Fees	\$64,297	\$41,033	\$20,055	\$19,855	\$19,656	\$19,460	\$19,265	\$19,073	\$18,882
Other Revenue	\$785	\$785	\$785	\$785	\$0	\$0	\$0	\$0	\$0
Designated Facility Fees	\$0	\$0	\$0	\$0	\$231,762	\$231,141	\$230,532	\$229,933	\$230,166
Subtotal Revenue	\$291,143	\$237,092	\$212,386	\$212,287	\$443,170	\$442,461	\$441,769	\$441,093	\$441,254
Administration									
Personnel	\$12,699	\$14,567	\$13,459	\$13,836	\$14,224	\$14,622	\$15,031	\$15,452	\$15,885
Professional Services	\$0	\$2,400	\$10,480	\$12,120	\$0	\$0	\$2,000	\$15,000	\$8,000
Legal Fees	\$1,667	\$2,892	\$9,788	\$7,320	\$2,500	\$2,500	\$3,000	\$8,500	\$8,500
Office Overhead	\$8,435	\$6,210	\$9,145	\$5,000	\$5,000	\$5,000	\$5,000	\$5,000	\$5,000
Other - Monitor Plan	\$2,700	\$3,090	\$6,355	\$6,507	\$2,500	\$2,500	\$2,500	\$5,000	\$5,000
Subtotal	\$25,501	\$29,160	\$49,228	\$44,784	\$24,224	\$24,622	\$27,531	\$48,952	\$42,385
County Programs									
Curbside Recycling Programs	\$4,050	\$3,899	\$2,800	\$2,800	\$4,000	\$4,000	\$4,000	\$4,000	\$4,000
Drop-Off Recycling Programs	\$186,277	\$179,354	\$128,800	\$128,800	\$184,000	\$214,000	\$214,000	\$214,000	\$214,000
Mobile Drop-off Recycling Program						Included with the Drop-off Recycling Program Expenses			
Yard Waste Management Program	\$4,050	\$3,899	\$2,800	\$2,800	\$4,000	\$1,000	\$1,000	\$1,000	\$1,000
Household Hazardous Waste Management Program	\$4,050	\$3,899	\$2,800	\$2,800	\$4,000	\$1,000	\$1,000	\$1,000	\$1,000
Scrap Tire Collection Program	\$12,149	\$11,697	\$8,400	\$8,400	\$12,000	\$4,000	\$4,000	\$4,000	\$4,000
Annual District Report	\$0	\$0	\$0	\$0	\$0	\$0	\$0	\$0	\$0
Residential Sector Education and Awareness Programs	\$166,030	\$159,859	\$114,800	\$114,800	\$164,000	\$164,000	\$164,000	\$164,000	\$164,000
Roadway Litter Collection Program	\$28,347	\$27,293	\$19,600	\$19,600	\$28,000	\$12,000	\$12,000	\$12,000	\$12,000
Community Grant Programs	\$0	\$0	\$0	\$0	\$0	\$0	\$0	\$0	\$0
Residential/Commercial Market Development Programs	\$0	\$0	\$0	\$0	\$0	\$0	\$0	\$0	\$0
Technical Assistance	\$0	\$0	\$0	\$0	\$0	\$0	\$0	\$0	\$0
Subtotal	\$404,950	\$389,900	\$280,000	\$280,000	\$400,000	\$400,000	\$400,000	\$400,000	\$400,000
Total Expenditures	\$430,451	\$419,060	\$329,228	\$324,784	\$424,224	\$424,622	\$427,531	\$448,952	\$442,385
Difference	-\$139,308	-\$181,968	-\$116,841	-\$112,497	\$18,947	\$17,839	\$14,237	-\$7,859	-\$1,131
Total Ending Balance	\$595,056	\$413,087	\$296,246	\$183,749	\$202,696	\$220,535	\$234,773	\$226,914	\$225,783

Table VIII-8 (cont'd) Summary of District Revenues and Expenditures

	2020	2021	2022	2023	2024	2025	2026	2027	2028	2029	2030
Beginning Balance	\$225,783	\$240,869	\$255,663	\$267,654	\$258,329	\$255,679	\$269,190	\$282,350	\$292,646	\$281,564	\$277,091
Revenues											
Tier Fees	\$192,329	\$192,454	\$192,583	\$192,716	\$192,852	\$192,991	\$193,134	\$193,280	\$193,430	\$193,583	\$193,739
Generation Fees	n/a	n/a	n/a	n/a	n/a	n/a	n/a	n/a	n/a	n/a	n/a
Grants	\$0	\$0	\$0	\$0	\$0	\$0	\$0	\$0	\$0	\$0	\$0
Host Fees	\$18,693	\$18,506	\$18,321	\$18,138	\$17,956	\$17,777	\$17,599	\$17,423	\$17,249	\$17,076	\$16,906
Other Revenue	\$0	\$0	\$0	\$0	\$0	\$0	\$0	\$0	\$0	\$0	\$0
Designated Facility Fees	\$230,395	\$230,621	\$230,843	\$231,062	\$231,278	\$231,490	\$231,699	\$231,905	\$232,106	\$232,304	\$232,498
Subtotal Revenue	\$441,416	\$441,581	\$441,748	\$441,916	\$442,087	\$442,259	\$442,433	\$442,608	\$442,785	\$442,963	\$443,143
Administration											
Personnel	\$16,330	\$16,787	\$17,257	\$17,740	\$18,237	\$18,748	\$19,273	\$19,812	\$20,367	\$20,937	\$21,523
Professional Services	\$0	\$0	\$2,000	\$15,000	\$8,000	\$0	\$0	\$2,000	\$15,000	\$8,000	\$0
Legal Fees	\$2,500	\$2,500	\$3,000	\$8,500	\$8,500	\$2,500	\$2,500	\$3,000	\$8,500	\$8,500	\$2,500
Office Overhead	\$5,000	\$5,000	\$5,000	\$5,000	\$5,000	\$5,000	\$5,000	\$5,000	\$5,000	\$5,000	\$5,000
Other - Monitor Plan	\$2,500	\$2,500	\$2,500	\$5,000	\$5,000	\$2,500	\$2,500	\$2,500	\$5,000	\$5,000	\$2,500
Subtotal	\$26,330	\$26,787	\$29,757	\$51,240	\$44,737	\$28,748	\$29,273	\$32,312	\$53,867	\$47,437	\$31,523
County Programs											
Curbside Recycling Programs	\$4,000	\$4,000	\$4,000	\$4,000	\$4,000	\$4,000	\$4,000	\$4,000	\$4,000	\$4,000	\$4,000
Drop-Off Recycling Programs	\$214,000	\$214,000	\$214,000	\$214,000	\$214,000	\$214,000	\$214,000	\$214,000	\$214,000	\$214,000	\$214,000
Mobile Drop-off Recycling Program	\$0	\$0	\$0	\$0	\$0	\$0	\$0	\$0	\$0	\$0	\$0
Yard Waste Management Program	\$1,000	\$1,000	\$1,000	\$1,000	\$1,000	\$1,000	\$1,000	\$1,000	\$1,000	\$1,000	\$1,000
Household Hazardous Waste Management Program	\$1,000	\$1,000	\$1,000	\$1,000	\$1,000	\$1,000	\$1,000	\$1,000	\$1,000	\$1,000	\$1,000
Scrap Tire Collection Program	\$4,000	\$4,000	\$4,000	\$4,000	\$4,000	\$4,000	\$4,000	\$4,000	\$4,000	\$4,000	\$4,000
Annual District Report	\$0	\$0	\$0	\$0	\$0	\$0	\$0	\$0	\$0	\$0	\$0
Residential Sector Education and Awareness Programs	\$164,000	\$164,000	\$164,000	\$164,000	\$164,000	\$164,000	\$164,000	\$164,000	\$164,000	\$164,000	\$164,000
Roadway Litter Collection Program	\$12,000	\$12,000	\$12,000	\$12,000	\$12,000	\$12,000	\$12,000	\$12,000	\$12,000	\$12,000	\$12,000
Community Grant Programs	\$0	\$0	\$0	\$0	\$0	\$0	\$0	\$0	\$0	\$0	\$0
Residential/Commercial Market Development Programs	\$0	\$0	\$0	\$0	\$0	\$0	\$0	\$0	\$0	\$0	\$0
Technical Assistance	\$0	\$0	\$0	\$0	\$0	\$0	\$0	\$0	\$0	\$0	\$0
Subtotal	\$400,000	\$400,000	\$400,000	\$400,000	\$400,000	\$400,000	\$400,000	\$400,000	\$400,000	\$400,000	\$400,000
Total Expenditures	\$426,330	\$426,787	\$429,757	\$451,240	\$444,737	\$428,748	\$429,273	\$432,312	\$453,867	\$447,437	\$431,523
Difference	\$15,086	\$14,794	\$11,991	-\$9,324	-\$2,650	\$13,511	\$13,160	\$10,296	-\$11,082	-\$4,474	\$11,620
Total Ending Balance	\$240,869	\$255,663	\$267,654	\$258,329	\$255,679	\$269,190	\$282,350	\$292,646	\$281,564	\$277,091	\$288,710

IX. District Rules [ORC Section 3734.53(C)]

A. Existing Rules

The Board of Directors of the Joint Solid Waste Management District of Defiance, Fulton, Paulding and Williams Counties is currently authorized to adopt all of the rules authorized under Section 343.01(G)(1), (G)(2), (G)(3), and (G)(4) of the Ohio Revised Code. The following are the existing rules of the District:

Rule #1 – Siting

No person, municipal corporation, township or other political subdivision, shall construct, enlarge, or modify any solid waste facility until general plans and specifications for the proposed construction, enlargement or modification of any such facility have been submitted to and approved by the Board as complying with the Plan or amended Plan of the District.

B. Proposed Rules

This solid waste management plan provides the authority to the Board of Directors to adopt, publish, and enforce all of the rule-making powers authorized by Ohio Revised Code §343.01, Divisions (G)(1), (G)(2), (G)(3) and (G)(4) including the following:

§343.01(G)(1)

"Prohibiting or limiting the receipt of solid wastes generated outside of the district... at facilities covered by the plan ..."

§343.01(G)(2)

"Governing the maintenance, protection, and use of solid waste collection or other solid waste facilities located within its district. The rules adopted under division (G)(2) of this section shall not establish design standards and shall be consistent with the solid waste provisions of Chapter 3734. of the Revised Code and the rules adopted under those provisions. The rules adopted under division (G)(2) of this section may prohibit any person, municipal corporation, township, or other political subdivision from constructing, enlarging, or modifying any solid waste facility under general plans and specifications for the proposed improvement have been submitted to and approved by the Board of County Commissioners . . . as complying with solid waste management plan or amended plan of the District. The construction of such a facility . . ."

§343.01 (G)(3)

"Governing the development and implementation of a program for the inspection of solid wastes generated outside the boundaries of this state that are disposed of at facilities included in the district's solid waste management plan or amended plan. A board of county commissioners..."

§343.01 (G)(4)

"Exempting the owner or operator of any existing or proposed solid waste facility provided for in the plan or amended plan from compliance with any amendment to a township zoning resolution . . . or a county rural zoning resolution . . . that rezoned or redistricted a parcel or parcels upon which the facility is to be constructed and that became effective within two years prior to the filing of an application for a permit . . ."

Appendix A
Resolutions for District Formation

AGREEMENT ESTABLISHING JOINT SOLID WASTE MANAGEMENT DISTRICT
OF DEFIANCE, FULTON, PAULDING AND WILLIAMS COUNTIES

THIS AGREEMENT is made and entered into this 24th day of July, 1989, by and among the Counties of Defiance, Fulton, Paulding and Williams, each being a political subdivision organized and existing under the laws of the State of Ohio (respectively, Defiance County, Fulton County, Paulding County and Williams County, individually, a County, and, collectively, the Counties).

In consideration of the circumstances described below and the mutual agreements hereinafter contained, the Counties agree as follows:

Section 1. Definitions.

1.01. "Agreement" means this Agreement, as it may be amended or supplemented from time to time.

1.02. "Director" means the Director of Environmental Protection of the State of Ohio.

1.03. "District" means the joint solid waste management district established by this Agreement, to be known as the "Joint Solid Waste Management District of Defiance, Fulton, Paulding and Williams Counties".

1.04. "District Board" means the Board of Directors of the District, comprised of the members of the County Boards.

1.05. "District Plan" means the solid waste management plan required to be prepared for the District by the Policy Committee and implemented by the District Board pursuant to and in accordance with §3734.52 through §3734.57 of the Revised Code.

1.06. "Multi-County Area" means all of the incorporated and unincorporated territory within the Counties.

1.07. "Policy Committee" means the solid waste management policy committee required to be established and convened by the District Board pursuant to and in accordance with §3734.54 of the Revised Code.

Section 2. Establishment of District.

2.01. The Counties hereby establish the District which shall be comprised of the Multi-County Area.

2.02. Until the District Plan is approved under §3734.55 of the Revised Code, the District Board shall perform only such duties and exercise only such powers as pertain to the establishment of the District and to the preparation, adoption, approval and submission of the District Plan to the Director for approval and shall expend funds only for those purposes and for purposes otherwise authorized by resolution of the Policy Committee under the authority granted in §3734.57 of the Revised Code.

2.03. Subject to the foregoing provisions of Section 2.02, the District Board shall have all powers, authority and duties conferred or imposed upon boards of directors of joint solid waste management districts under Chapter 343 and §3734.52 to §3734.57 of the Revised Code and shall have control of and manage the District in accordance with Am. Sub. H.B. 592 effective June 24, 1988 and Chapters 343 and 3734 of the Revised Code and bylaws which it shall adopt in accordance therewith for the regulation of its affairs and the conduct of its business.

Section 3. Payment of Operating Costs and Expenses; Contributions.

3.01. In the event that fees collected by the District are not sufficient for the purpose, the Counties shall share all operating costs and expenses incurred by the District, including all costs and expenses incurred by the Policy Committee in the preparation of the District Plan, in the same proportions that the populations of the respective Counties, as reported in the most recent decennial census of the United States Bureau of Census, bear to the total population of all of the Counties as reported in that census. The most recent decennial census information and the resultant proportions in which those costs and expenses are to be shared are set forth in Exhibit A hereto, which Exhibit shall be updated from time to time as new decennial census information becomes available.

3.02. In the further event that the District Board or the Policy Committee uses an employee of a County in the service of the District, including without limitation a County sanitary engineer or employee in its sanitary engineering department, the County employing that person shall provide to the District Board information necessary to determine the direct cost and expense to that County of providing that employee's service to the District, and the District shall reimburse the County for those costs and expenses.

3.03. All amounts advanced at the direction of the District Board by a County to pay operating costs and expenses of the District shall be deemed to be costs and expenses of the District and shall be shared by the Counties in the same proportions as operating costs and expenses paid directly by the District are shared.

3.04. A County shall be entitled to be reimbursed for the cost and expense to that County of the provision of an employee's service to the District or operating costs and expenses of the District advanced by the County at the direction of the District Board only upon invoice submitted to the fiscal officer of the District, together with appropriate and supporting documentation. The District Board shall establish procedures for making payments required to be made by each County in satisfaction of its share of any operating costs and expenses resulting from the provision by another County of an employee's service to the District or advanced by a County to pay operating costs and expenses of the District at the direction of the District Board.

Section 4. Acquisition of Property; Retention of Proprietary Rights.

4.01. No real or personal property or any rights or interests therein are being contributed by any County to the District at this time. In the event that real or personal property or any rights or interests therein are proposed to be contributed by a County to the District in the future, the rights or interests of the respective Counties in that property, including the rights of any County to division and distribution of that property upon withdrawal of that County from the District, shall be established by an agreement supplemental to this Agreement approved by the County Board of each County that is a party hereto at such time. The respective rights or interests of the respective Counties in any real or personal property subsequently acquired by the District, including the rights of any County to division and distribution of that property upon withdrawal of that County from the District, shall be established by the District Board not later than the time of such acquisition.

4.02. The rights and authority of any individual County in its capacity as an owner or operator of a solid waste facility shall continue to be determined independent of and without regard to said County's status as a member of the District. This Agreement does not confer and shall not be construed as conferring on the District, or any of its Counties, the status of owner or operator of any solid waste facility, nor does it subtract from or diminish and shall not be construed as subtracting from or in any way diminishing the rights or authority possessed by any individual County in its capacity as an owner or operator of a solid waste facility. Unless otherwise agreed, the ownership and the responsibility for operating the Defiance County landfill shall not be transferred from the current owner and operator to the District or any County within the District other than Defiance County.

4.03. This Agreement shall not be construed, administered or enforced to directly or indirectly impose any obligation on any individual County which owns or operates a solid waste facility to accept into its solid waste facility unwanted solid wastes from sources outside of said individual County. The parties to this Agreement further agree that no provision will be included in the District Plan which impairs or modifies the rights that an individual County as an owner or operator of a solid waste facility has to limit the wastes or the sources of wastes coming into its solid waste facility.

Section 5. Miscellaneous.

5.01. Notices. All notices, certificates, requests or other communications hereunder shall be in writing and shall be deemed to be given when mailed, postage prepaid, addressed as follows:

if to Defiance County: County of Defiance, Ohio
500 Court Street
Defiance, OH 43512

if to Fulton County: County of Fulton, Ohio
210 South Fulton Street
Wauseon, OH 43567

if to Paulding County: County of Paulding, Ohio
115 North Williams Street
Paulding, OH 45879

if to Williams County: County of Williams, Ohio
High and Main Street
Bryan, OH 43506

A duplicate copy of each notice, certificate, request or other communication given hereunder by one County to another County also shall be given to the other Counties. Each County may, by notice given hereunder, designate any further or different addresses to which subsequent notices, certificates, requests or other communications shall be sent.

5.02. Extent of Covenants; No Personal Liability. All covenants, stipulations, obligations and agreements of a County contained in this Agreement are and shall be deemed to be covenants, stipulations, obligations and agreements of that County to the full extent authorized by law and permitted by the Constitution of the State. No covenant, stipulation, obligation or agreement of a County contained in this Agreement shall be deemed to be a covenant, stipulation, obligation or agreement of any present or future member, officer, agent or employee of that County in other than that person's official capacity.

5.03. Binding Effect. This Agreement shall inure to the benefit of and shall be binding upon each County and their respective successors and assigns, provided that this Agreement shall not be assigned by any party without the consent of the other parties.

5.04. Amendments, Changes and Modifications. This Agreement may not be amended, changed, modified or added to except by an instrument executed in the same manner as this Agreement approved by the County Board of each County that is a party hereto at such time.

5.05. Counterparts. This Agreement may be executed in any number of counterparts, each of which shall be regarded as an original and all of which shall constitute but one and the same instrument.

5.06. Severability. Except for the foregoing provisions of Sections 4.01 through 4.03, in case any section or provision of this Agreement, or any covenant, stipulation, obligation, agreement, act, or action, or part thereof made, assumed, entered into, or taken thereunder or any application thereof, is for any reason held to be illegal or invalid, such illegality or invalidity shall not affect the remainder hereof or any other section or provision thereof or any other covenant, stipulation, obligation, agreement, act or action or part thereof, made, assumed, entered into, or taken thereunder (except to the extent that such remainder or section or provision or other covenant, stipulation, obligation, agreement, act or action or part thereof is wholly dependent for its operation on the provision determined to be invalid), which shall be construed and enforced as if such

11 1 or invalid portion were not contained therein, nor shall such illegality or invalidity of any application thereof affect any legal and invalid application thereof, and each such section, provision, covenant, stipulation, obligation, agreement, act, or action, or part hereof shall be deemed to be effective, operative, made, entered into or taken in the manner and to the full extent permitted by law.


5.07. Construction. The terms used in this Agreement shall be construed so as to be consistent with, and to give effect to, any applicable state or federal laws or regulations issued thereunder, but otherwise so as to confer the fullest possible authority upon the Counties, the District, and the District Board to accomplish the purposes of this Agreement.

5.08. Captions and Headings. The captions and headings in this Agreement are for convenience only and in no way define, limit or describe the scope or intent of any provisions or sections of this Agreement.

5.09. Laws of State Govern. This Agreement shall be deemed to be an agreement made under the laws of the State of Ohio and for all purposes shall be governed by and construed in accordance with the laws of the State of Ohio.


IN WITNESS WHEREOF, each County has caused this Agreement to be executed by its duly authorized officers as of the date set forth above.

APPROVED AS TO FORM:




Peter R. Seibel
Prosecuting Attorney of
Defiance County


COUNTY OF DEFIANCE, OHIO

By: 

Darrell E. Jones
County Commissioner


By: 

Bonnie L. Elbersson
County Commissioner

By: 


Robert E. Switzer
County Commissioner

APPROVED AS TO FORM:

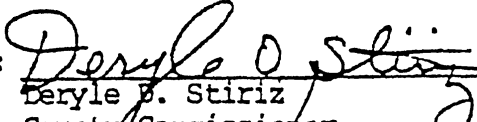


William R. Swigart
Prosecuting Attorney of
Fulton County


COUNTY OF FULTON, OHIO

By: 

Lowell F. Rupp
County Commissioner

By: 

Deryle B. Stiriz
County Commissioner

By: 

Al Kreuz
County Commissioner

APPROVED AS TO FORM:

R. Kelly Gmsby, III
R. Kelly Gmsby, III
Prosecuting Attorney of
Paulding County

COUNTY OF BAULDING, OHIO


By: James M. Hooker
James M. Hooker
County Commissioner

By: Dennis L. Treece
Dennis L. Treece
County Commissioner


By: Joe E.C. Vogel
Joe E.C. Vogel
County Commissioner

APPROVED AS TO FORM:

COUNTY OF WILLIAMS, OHIO




Anthony L. Gretick
Prosecuting Attorney of
Williams County

By: 

Paul L. Brown
County Commissioner

By: _____
Kenneth L. Culler
County Commissioner .

By: 

Rosanne H. Fisher
County Commissioner

Defiance County	29.5%
Fulton County	27.9%
Paulding County	15.7%
Williams County	26.9%

RESOLUTION: IN THE MATTER OF

RATIFYING AGREEMENT ESTABLISHING
JOINT SOLID WASTE MANAGEMENT
DISTRICT OF DEFIANCE, FULTON,
PAULDING, AND WILLIAMS COUNTIES

DATE: JULY 19, 1989

BOARD OF COMMISSIONERS
500 Court Street
Defiance, Ohio 43512
DEFIANCE COUNTY, OHIO

The Board of Commissioners, County of Defiance, State of Ohio met in special session on this 19th day of July, 1989 in the Conference Room of the Board with the following members present:

D.E. JONES yes B.L. ELBERSON yes R.E. SWITZER yes

Mr. Robert E. Switzer moved the adoption of the following Resolution:

WHEREAS, the counties of Defiance, Fulton, Paulding and Williams are each required by Am. Sub. H.B. 592 and Chapters 343 and 3734 of the Revised Code to establish and maintain their own county solid waste management district or, by agreement with the Boards of County Commissioners of one or more of the counties, to establish and maintain a joint solid waste management district for purposes of solid waste management planning and providing for, or causing to be provided for, the safe and sanitary management of solid waste within all of the incorporated or unincorporated territory of the County or joint district;

WHEREAS, the Director of the Ohio Environmental Protection Agency has issued Findings and Orders dated July 13, 1989 directing the counties of Defiance, Fulton, Paulding and Williams (collectively, the Counties) to form a joint solid waste management district;

WHEREAS, The Board of County Commissioners of each of the Counties has determined that continued coordinated action by the Counties for the purposes of preparing, adopting, submitting and implementing a solid waste management plan for the Counties and providing for, or causing to be provided for, the safe and sanitary management of solid waste within the Counties is necessary to preserve and promote the public health and welfare of the residents of its particular county and will be of common benefit; and

NOW, THEREFORE, BE IT RESOLVED by the Board of County Commissioners of Defiance County, State of Ohio:

Section 1. It is hereby determined that coordinated action by the Counties for the purposes of preparing, adopting, submitting and implementing a solid waste management plan for the Counties and providing for, or causing to be provided for, the safe and sanitary management of solid wastes within the Counties is necessary to preserve and promote the public health and welfare of the residents of Defiance County and will be of common benefit.

Section 2. To provide for the establishment of a joint solid waste management district comprised of all of the incorporated and unincorporated territory of the Counties, the County Commissioners of Defiance County hereby authorize and direct at least two members of this Board, for and in the name of Defiance County and on its behalf, to execute and deliver to the Director of the Ohio Environmental Protection Agency an agreement with Fulton County, Paulding County and Williams County in the form and substance of the agreement attached hereto as Exhibit A.

Section 3. It is found and determined that all formal actions of this Board concerning and relating to the adoption of this resolution were taken in an open meeting of this Board, and that all deliberations of this Board and of any of its committees that resulted in such formal actions, were in meetings open to the public, in compliance with the law.

Section 4. This resolution shall be in full force and effect from and immediately upon its adoption.

Mrs. Bonnie L. Elberson seconded the above Resolution and the roll being called upon the question of its adoption, the vote resulted as follows:

DARRELL E. JONES Darrell E. Jones yes
BONNIE L. ELBERSON Bonnie L. Elberson yes
ROBERT E. SWITZER Robert E. Switzer yes

D.E. JONES yes B.L. ELBERSON yes R.E. SWITZER yes

MOTION CARRIED Ruth Cook CLERK
Ruth Cook

BOARD OF COMMISSIONERS
DEFIANCE COUNTY, OHIO

CERTIFICATE

The undersigned, Clerk of the Board of Defiance County Commissioners does hereby certify that the foregoing is a true and correct copy of a Resolution adopted by that Board on July 19, 1989 and appearing upon the official records of said Board.

Attest Ruth Cook CLERK
Ruth Cook

RESOLUTION 89-378

In the Matter of Resolution Ratifying) Office of County Commissioners,
Agreement Establishing Joint Solid) Fulton County, Ohio
Waste Management District of Defiance,) July 24, 1989
Fulton, Paulding, and Williams Counties)

Commissioner Deryle D. Stiriz moved for the adoption of the following resolution:

WHEREAS, the counties of Defiance, Fulton, Paulding and Williams are each required by Am. Sub. H.B. 592 and Chapters 343 and 3734 of the Revised Code to establish and maintain their own county solid waste management district or, by agreement with the Boards of County Commissioners of one or more of the counties, to establish and maintain a joint solid waste management district for purposes of solid waste management planning and providing for, or causing to be provided for, the safe and sanitary management of solid waste within all of the incorporated or unincorporated territory of the County or joint district; and

WHEREAS, the Director of the Ohio Environmental Protection Agency has issued Findings and Orders dated July 13, 1989 directing the counties of Defiance, Fulton, Paulding and Williams (collectively, the Counties) to form a joint solid waste management district; and

WHEREAS, the Board of County Commissioners of each of the Counties has determined that continued coordinated action by the Counties for the purposes of preparing, adopting, submitting and implementing a solid waste management plan for the Counties and providing for, or causing to be provided for, the safe and sanitary management of solid waste within the Counties is necessary to preserve and promote the public health and welfare of the residents of its particular county and will be of common benefit; and

NOW, THEREFORE, BE IT RESOLVED, by the Board of County Commissioners of Fulton County, State of Ohio:

Section 1. It is hereby determined that coordinated action by the Counties for the purposes of preparing, adopting, submitting and implementing a solid waste management plan for the Counties and providing for, or causing to be provided for, the safe and sanitary management of solid wastes within the Counties is necessary to preserve and promote the public health and welfare of the residents of Fulton County and will be of common benefit.

Section 2. To provide for the establishment of a joint solid waste management district comprised of all of the incorporated and unincorporated territory of the Counties, the County Commissioners of Fulton County hereby authorize and direct at least two members of this Board, for and in the name of Fulton County and on its behalf, to execute and deliver to the Director of the Ohio Environmental Protection Agency an agreement with Defiance County, Paulding County, and Williams County in the form and substance of the agreement attached hereto as Exhibit A.

Section 3. It is found and determined that all formal actions of this Board concerning and relating to the adoption of this resolution were taken in an open meeting of this Board, and that all deliberations of this Board and of any of its committees that resulted in such formal actions, were in meetings open to the public, in compliance with the law.

Section 4. This resolution shall be in full force and effect from and immediately upon its adoption.

This resolution was seconded by Commissioner Lowell F. Rupp and upon calling the roll, the following vote was taken:

Daryl A. Stey, yes Lowell F. Rupp, yes
Al K... .., yes Attest: Mary Behnfeldt, Clerk

copy to: Ohio Environmental Protection Agency
Defiance County Commissioners
Paulding County Commissioners
Williams County Commissioners

C E R T I F I C A T E

I, Mary Behnfeldt, Clerk/Administrator of the Board of County Commissioners of Fulton County, Ohio, do hereby certify the above is a true and correct copy of a resolution adopted by the Board of Commissioners of Fulton County, Ohio, and recorded in Journal 52 Page 377 and 378 on July 24, 1989.

Mary Behnfeldt, Clerk/Adm.
Board of Commissioners, Fulton County, Ohio

Office of the Board of
County Commissioners
Paulding County, Ohio
July 19, 1989

This day the Board of County Commissioners of Paulding County, Ohio met in regular session with the following members Present:

Joe E. C. Vogel, Dennis L. Treece, James M. Hooker

Mr. Hooker moved to adopt the following Resolution:

WHEREAS, The Counties of Defiance, Fulton, Paulding and Williams are each required by Am. Sub. H.B. 592 and Chapters 343 and 3734 of the Revised Code to establish and maintain their own county solid waste management district or, by agreement with the Boards of County Commissioners of one or more of the counties, to establish and maintain a joint solid waste management district for purposes of solid waste management planning and providing for, or causing to be provided for, the safe and sanitary management of solid waste within all of the incorporated or unincorporated territory of the County or joint district; and

WHEREAS, the Director of the Ohio Environmental Protection Agency has issued Findings and Orders dated July 13, 1989 directing the counties of Defiance, Fulton, Paulding and Williams (collectively, the Counties) to form a joint solid waste management district; and

WHEREAS, The Board of County Commissioners of each of the Counties has determined that continued coordinated action by the Counties for the purposes of preparing, adopting, submitting and implementing a solid waste management plan for the Counties and providing for, or causing to be provided for, the safe and sanitary management of solid waste within the Counties is necessary to preserve and promote the public health and welfare of the residents of its particular county and will be of common benefit; and

NOW, THEREFORE, BE IT RESOLVED by the Board of County Commissioners of Paulding County, State of Ohio:

Section 1. It is hereby determined that coordinated action by the Counties for the purposes of preparing, adopting, submitting and implementing a solid waste management plan for the Counties and providing for, or causing to be provided for, the safe and sanitary management of solid wastes within the Counties is necessary to preserve and promote the public health and welfare of the residents of Paulding County and will be of common benefit.

Section 2. To provide for the establishment of a joint solid waste management district comprised of all of the incorporated and unincorporated territory of the Counties, the County Commissioners of Paulding County hereby authorize and direct at least two members of this Board, for and in the name of Paulding County and on its behalf, to execute and deliver to the Director of the Ohio Environmental Protection Agency an agreement with Fulton County, Defiance County and Williams County in the form and substance of the agreement attached hereto as Exhibit A.

Section 3. It is found and determined that all formal actions of this Board concerning and relating to the adoption of this resolution were taken in an open meeting of this Board, and that all deliberations of this Board and of any of its committees that resulted in such formal actions, were in meetings open to the public, in compliance with the law.

Section 4. This Resolution shall be in full force and effect from and immediately upon its adoption.

Mr. Treece seconded the motion. Upon the call of the roll, the following vote resulted:

Joe E. C. Vogel yes
Dennis L. Treece yes
James M. Hooker yes
PAULDING COUNTY COMMISSIONERS

ATTEST: Patricia L. Stultz Clerk
Adopted: July 19, 1989

THE STATE OF OHIO }
PAULDING COUNTY } ss CERTIFICATE

I, Patricia L. Stultz, the undersigned Clerk of the Paulding County Commissioners, Paulding County, Ohio, do hereby certify that the foregoing Resolution - Joint Solid Waste District is a true and correct record of the original now on file in the office of the Commissioners.

IN TESTIMONY WHEREOF, I hereunto subscribe my name officially on this 24th day of July, 1989

Patricia L. Stultz Clerk
Paulding County Commissioners

RESOLUTION: IN THE MATTER OF

RATIFYING AGREEMENT ESTABLISHING
JOINT SOLID WASTE MANAGEMENT
DISTRICT OF DEFIANCE, FULTON,
PAULDING, AND WILLIAMS COUNTIES

DATE: JULY 24, 1989

BOARD OF COMMISSIONERS
High and Main Street
Bryan, Ohio 43506
WILLIAMS COUNTY, OHIO

The Board of Commissioners, County of Williams, State of Ohio met in regular session on this 24th day of July, 1989 in the Conference Room of the Board with the following members present:

P.L. BROWN Jen K.L. CULLER _____ R.H. FISHER JW

Mrs. Fisher moved the adoption of the following Resolution:

WHEREAS, the counties of Defiance, Fulton, Paulding and Williams are each required by Am. Sub. H.B. 592 and Chapters 343 and 3734 of the Revised Code to establish and maintain their own county solid waste management district or, by agreement with the Boards of County Commissioners of one or more of the counties, to establish and maintain a joint solid waste management district for purposes of solid waste management planning and providing for, or causing to be provided for, the safe and sanitary management of solid waste within all of the incorporated or unincorporated territory of the County or joint district;

WHEREAS, the Director of the Ohio Environmental Protection Agency has issued Findings and Orders dated July 13, 1989 directing the counties of Defiance, Fulton, Paulding and Williams (collectively, the Counties) to form a joint solid waste management district;

WHEREAS, The Board of County Commissioners of each of the Counties has determined that continued coordinated action by the Counties for the purposes of preparing, adopting, submitting and implementing a solid waste management plan for the Counties and providing for, or causing to be provided for, the safe and sanitary management of solid waste within the Counties is necessary to preserve and promote the public health and welfare of the residents of its particular county and will be of common benefit; and

NOW, THEREFORE, BE IT RESOLVED by the Board of County Commissioners of Williams County, State of Ohio:

Section 1. It is hereby determined that coordinated action by the Counties for the purposes of preparing, adopting, submitting and implementing a solid waste management plan for the Counties and providing for, or causing to be provided for, the safe and sanitary management of solid wastes within the Counties is necessary to preserve and promote the public health and welfare of the residents of Williams County and will be of common benefit.

Section 2. To provide for the establishment of a joint solid waste management district comprised of all of the incorporated and unincorporated territory of the Counties, the County Commissioners of Williams County hereby authorize and direct at least two members of this Board, for and in the name of Williams County and on its behalf, to execute and deliver to the Director of the Ohio Environmental Protection Agency an agreement with Defiance County, Fulton County and Paulding County in the form and substance of the agreement attached hereto as Exhibit A.

Section 3. It is found and determined that all formal actions of this Board concerning and relating to the adoption of this resolution were taken in an open meeting of this Board, and that all deliberations of this Board and of any of its committees that resulted in such formal actions, were in meetings open to the public, in compliance with the law.

Section 4. This resolution shall be in full force and effect from and immediately upon its adoption.

Mr. Brown seconded the above Resolution and the roll being called upon the question of its adoption, the vote resulted as follows:

PAUL L. BROWN Paul L. Brown 7-24-89

KENNETH L. CULLER _____

ROSANNE H. FISHER Rosanne H. Fisher 7-24-89

P.L. BROWN yes K.L. CULLER _____ R.H. FISHER yes

MOTION CARRIED Henry G. Kuehn CLERK

BOARD OF COMMISSIONERS
WILLIAMS COUNTY, OHIO

CERTIFICATE

The undersigned, Clerk of the Board of Williams County Commissioners does hereby certify that the foregoing is a true and correct copy of a Resolution adopted by that Board on July 24, 1989 and appearing upon the official records of said Board.

Attest Henry G. Kuehn CLERK

Appendix B
Public Notices for Public Hearing and Public Comments

**PUBLIC NOTICE - DEFIANCE, FULTON, PAULDING, WILLIAMS FOUR COUNTY JOINT
SOLID WASTE MANAGEMENT DISTRICT**

Public Comment Period/Public Hearing for Draft Solid Waste Management Plan

**Attention: Ohio EPA Director & 50 Largest Industrial/Commercial/Institutional Solid Waste
Generators; Defiance, Fulton, Paulding and Williams County Board of Commissioners;
Municipalities, Townships and Adjacent Solid Waste Districts**

The Defiance, Fulton, Paulding, Williams Four County Joint Solid Waste Management District (District) is establishing a 30-day written comment period (Monday, September 22, 2014 until Tuesday, October 21, 2014) on the draft solid waste management plan (Ohio Revised Code Section 3734.55). The District has prepared a draft solid waste management plan as required by Section 3734.54 of the Ohio Revised Code. The draft solid waste plan includes a solid waste facility inventory, projections and strategies, facilities and programs to be used, an analysis of progress made toward achieving state waste reduction goals, cost to finance the plan and District rules.

This draft plan is an update to a previously approved solid waste plan and includes the following programs; curbside recycling, drop-off recycling, yard waste management, household hazardous waste management, scrap tire management, community and market development grants and roadway litter collection. The District also has an extensive public outreach, advertising and education program.

The draft plan includes a demonstration of access to capacity that determines there is more than fifteen years of landfill capacity available to the District. Under this plan, the Board of Commissioners is authorized to designate facilities in accordance with Section 3734.53 and 343.014 of the Ohio Revised Code.

The District achieves the State of Ohio 90% recycling access goal. The District currently funds plan programs and current operations through disposal fees and a host fee collected at the Defiance and Williams County Landfills. Currently, the disposal fee is \$1.00 per ton of solid waste delivered from in-district, \$2.00 per ton of solid waste delivered from out-of-district and \$1.00 per ton of solid waste delivered from out-of-state. A host fee of \$1.00 per ton is also collected for solid waste delivered from out-of-state. The District also adopted a \$2.00 per ton contract fee on all waste generated within the District. Only facilities that have entered into a Designation Agreement with the District may accept waste generated within the District.

The District will hold a **public hearing** to obtain oral comments regarding the draft plan on Thursday, October 23, 2014 at 3:00 pm. at the Defiance County Public Safety Building, 22491 Mill Street, Defiance, Ohio 43512. The District will accept written comments as required by Ohio Revised Code Section 3734.55 on the draft plan from September 22, 2014 until October 21, 2014. Written comments should be sent to Tim Houck, District Coordinator, Defiance, Fulton, Paulding, Williams Four County Joint Solid Waste Management District, 500 Court Street, Suite E, Defiance, Ohio 43512. The draft plan is available for review at the following locations:

DFPW Solid Waste Management District
500 Court Street, Suite E
Defiance, Ohio 43512

Fulton County Recycling Office
9306 Co Rd 14, Suite A
Wauseon, OH 43567

Paulding County Recycling Office
7506 U.S. 127
Paulding, OH 45879

Williams County Recycling Office
310 Lincoln Ave.
Montpelier, OH 43543

And on the District's web site: www.4cswd.com

Please call (419) 782-5442 with any questions about the Plan Update or the opportunity to review a copy.

**JOINT SOLID WASTE MANAGEMENT DISTRICT OF
DEFIANCE, FULTON, PAULDING AND WILLIAMS COUNTIES**

PUBLIC HEARING

Thursday, October 23, 2014 – 3:00 p.m.

Hearing Officer: Richard T. Sargeant

We are opening the Public Hearing [concerning the draft Plan of the Joint Solid Waste Management District] conducted pursuant to Revised Code Section 3734.55.

In attendance are Timothy Houck, Susan Herr, and Richard Sargeant [counsel].

A public comment period was conducted from September 22 through and including October 21, 2014, and no comments were received. There are [presently] no persons here to offer comments. We will wait until or unless somebody does arrive and reopen the proceedings at that point to receive any comments. The Public Hearing will be conducted between the hours of 3:00 p.m. and 5:00 p.m.

Notice of the Public Hearing and of the comment period was published in all newspapers in all four counties, (Defiance, Fulton, Paulding and Williams.)

3:03 p.m. – June Crosser arrived.

It is 4:51 p.m. We have had no one arrive to offer comments at Public Hearing. People are arriving now who are members of the Policy Committee. They are here for that purpose [the Policy Committee Meeting] rather than to offer public comment. Therefore, as of 4:51 p.m., the Public Hearing is closed. We did not receive any comments.

Appendix C
Resolutions and Certification Statement

Defiance Fulton Paulding Williams Four County Joint Solid Waste District

Timothy J. Houck, Coordinator

CERTIFICATION STATEMENT FOR THE DRAFT PLAN

ORIGINAL

We as representatives of the Solid Waste Management Policy Committee (SWMPC) of the Defiance Fulton Paulding Williams Four County Joint Solid Waste Management District (District), do hereby certify that to the best of our knowledge and belief, the statements, demonstrations and all accompanying materials that comprise the draft District Solid Waste Management Plan Update, and the availability of and access to sufficient solid waste management facility capacity to meet the solid waste management needs of the District for the ten year period covered by the Plan Update are accurate and are in compliance with the requirements in the *District Solid Waste Management Plan Format*, revision 3.0.

DEFIANCE COUNTY

Otto Nicely
Representing the County Commissioners

Date Signed



4/10/14

Lee Rausch
Representing Mayor of Largest City

Date Signed

Kim Moss
Representing County Health Department

Date Signed




4/10/14

Charles Bakle, Jr.
Representing Townships

Date Signed

Noah McManus
Representing Commercial/Industrial Generators

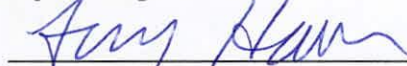
Date Signed



4/10/14

Darrell Handy
Representing the Public

Date Signed



4/10/14

Larry Haver
Representing the Public

Date Signed

500 Court Street, Suite E
Defiance, Ohio 43512

Phone (419) 782-5442 Fax (419) 784-3268

FULTON COUNTY



Ziad Musallam
Representing the County Commissioners

4-10-14


Date Signed

Doug Shaw
Representing Mayor of Largest City

Date Signed

Mike Oricko
Representing County Health Department

Date Signed



Kenneth Leupp
Representing Townships

4-10-14


Date Signed



Nathan Berry
Representing Commercial/Industrial Generators

4-10-14

Date Signed



John Sanderson
Representing the Public

4-10-2014

Date Signed

Pat Riley
Representing the Public

Date Signed


PAULDING COUNTY



Tony Zartman
Representing the County Commissioners

4-10-2014

Date Signed



Greg White
Representing Mayor of Largest City

4-10-2014

Date Signed

Brandi Schrader
Representing County Health Department

Date Signed

Jay Dangler
Representing Townships

Date Signed

Jeff Hunyor
Representing Commercial/Industrial Generators

Date Signed


500 Court Street, Suite E
Defiance, Ohio 43512
Phone (419) 782-5442 Fax (419) 784-3268

Eileen Kochensparger
Representing the Public

[Handwritten Signature]

Robin Harris
Representing the Public

Date Signed

04/10/14

Date Signed

WILLIAMS COUNTY

[Handwritten Signature]

Alan Word
Representing the County Commissioners

4-10-2014

Date Signed

[Handwritten Signature]

Doug Johnson
Representing Mayor of Largest City

4/10/14

Date Signed

[Handwritten Signature]

Kim Shoup
Representing County Health Department

4/10/14

Date Signed

[Handwritten Signature]

James Davis
Representing Townships

4/10/14

Date Signed

[Handwritten Signature]

Ron Clark
Representing Commercial/Industrial Generators

4/10/14

Date Signed

[Handwritten Signature]

Alan Benjamin
Representing the Public

4/10/2014

Date Signed

[Handwritten Signature]

Jerry Lemons
Representing the Public

4/10/14

Date Signed

500 Court Street, Suite E
Defiance, Ohio 43512
Phone (419) 782-5442 Fax (419) 784-3268

This page intentionally left blank

Defiance Fulton Paulding Williams Four County Joint Solid Waste District

Timothy J. Houck, Coordinator

ORIGINAL

Resolution # 2014-04

October 23, 2014

JOINT SOLID WASTE MANAGEMENT DISTRICT OF DEFIANCE, FULTON, PAULDING, AND WILLIAMS COUNTIES POLICY COMMITTEE

A RESOLUTION DECLARING THAT THE AMENDED SOLID WASTE MANAGEMENT PLAN FOR THE JOINT SOLID WASTE MANGEMENT DISTRICT OF DEFIANCE, FULTON, PAULDING, AND WILLIAMS COUNTIES HAS BEEN ADOPTED.

Whereas, the Joint Solid Waste Management District of Defiance, Fulton, Paulding and Williams Counties (District"), also known as the Defiance, Fulton, Paulding, Williams Four County Joint Solid Waste Management District completed the draft amended Solid Waste Management Plan ("Plan") and submitted it to the Ohio Environmental Protection Agency for review and comment on May 20, 2014 and the Ohio Environmental Protection Agency provided comments in a non-binding advisory opinion on July 7, 2014.

Whereas, the District's Policy Committee has reviewed the non-binding advisory opinion received from the Ohio Environmental Protection Agency and taken these comments into consideration and incorporated changes into the amended Plan as appropriate;

Whereas the District has conducted a 30-day comment period from September 22, 2014 to October 21, 2014 and a public hearing held on October 23, 2014 to provide the public an opportunity to have comment on the Plan;

NOW, THEREFORE, BE IT RESOLVED that the District Policy Committee:

1. Adopts the amended Plan as the District Plan in the form submitted for comment and the public hearing ~~with modifications only to clarify the District designation.~~ (RS)
2. Certifies that, to the best of its knowledge and belief, the statements, demonstrations and all accompanying materials that comprise the District's Plan, and the availability of and access to sufficient solid waste management facility capacity to meet the solid waste management needs of the District for the fifteen-year period covered by the Plan, are accurate and are in compliance with the requirements of the District Solid Waste Management Plan Format Revision 3.0.
3. Directs that copies of the adopted Plan be delivered to the boards of county commissioners of each county forming the District and to the legislative authority

500 Court Street, Suite E
Defiance, Ohio 43512

Phone (419) 782-5442 Fax (419) 784-3268

of each municipal corporation and township under the jurisdiction of the District for ratification.


DEFIANCE COUNTY

FOR THE RESOLUTION


Otto Nicely
Representing the County Commissioners


10/23/2014
Date Signed

YES NO


Lee Rausch
Representing Mayor of Largest City


10/23/14
Date Signed

YES NO


Kim Moss
Representing County Health Department

10/23/14
Date Signed

YES NO


Charles Bakle, Jr.
Representing Townships

10/23/14
Date Signed

YES NO

Noah McManus
Representing Commercial/Industrial Generators

Date Signed

YES NO


Darrell Handy
Representing the Public

10-23-14
Date Signed


YES NO

Larry Haver
Representing the Public

Date Signed

YES NO

FULTON COUNTY


Ziad Musallam
Representing the County Commissioners


10-23-14
Date Signed

YES NO

Doug Shaw
Representing Mayor of Largest City

Date Signed

YES NO


Pat Wiemken
Representing County Health Department

10-23-14
Date Signed

YES NO

Kenneth Leupp
Representing Townships

Date Signed

YES NO

500 Court Street, Suite E
Defiance, Ohio 43512
Phone (419) 782-5442 Fax (419) 784-3268

Nathan Berry
Nathan Berry
Representing Commercial/Industrial Generators

10/23/14
Date Signed

YES NO

John Sanderson
John Sanderson
Representing the Public

10/23/2014
Date Signed

YES NO

Pat Riley
Pat Riley
Representing the Public

10/23/14
Date Signed

YES NO

PAULDING COUNTY

Tony Zartman
Tony Zartman
Representing the County Commissioners

Date Signed

YES NO

Greg White
Greg White
Representing Mayor of Largest City

10-23-14
Date Signed

YES NO

Larry Fishbaugh
Larry Fishbaugh
Representing County Health Department

Date Signed

YES NO

Jay Dangler
Jay Dangler
Representing Townships

Date Signed

YES NO

Jeff Hunyor
Jeff Hunyor
Representing Commercial/Industrial Generators

Date Signed

YES NO

Eileen Kochensparger
Eileen Kochensparger
Representing the Public

Date Signed

YES NO

Robin Harris
Robin Harris
Representing the Public

10/23/14
Date Signed

YES NO

WILLIAMS COUNTY

Alan Word
Alan Word
Representing the County Commissioners

10-23-2014
Date Signed

YES NO

500 Court Street, Suite E
Defiance, Ohio 43512
Phone (419) 782-5442 Fax (419) 784-3268

Doug Johnson
Doug Johnson
Representing Mayor of Largest City

10-23-14
Date Signed

YES

NO

Kim Shoup
Kim Shoup
Representing County Health Department

Date Signed

YES

NO

James Davis
Representing Townships

Date Signed

YES

NO

Jim Huston
Jim Huston
Representing Commercial/Industrial Generators

10/23/14
Date Signed

YES X

NO

Alan W. Benjamin
Alan Benjamin
Representing the Public

10-23-2014
Date Signed

YES X

NO

Jerry Lemons
Jerry Lemons
Representing the Public

10-23-14
Date Signed

YES

NO

Mike Speelman
Representing the Public-At Large Member

Date Signed

YES

NO

500 Court Street, Suite E
Defiance, Ohio 43512
Phone (419) 782-5442 Fax (419) 784-3268

May 21, 2015

JOINT SOLID WASTE MANAGEMENT DISTRICT OF DEFIANCE, FULTON, PAULDING, AND WILLIAMS COUNTIES POLICY COMMITTEE

A RESOLUTION DECLARING THAT THE AMENDED SOLID WASTE MANAGEMENT PLAN FOR THE JOINT SOLID WASTE MANGEMENT DISTRICT OF DEFIANCE, FULTON, PAULDING, AND WILLIAMS COUNTIES HAS BEEN RATIFIED.

Whereas, the Joint Solid Waste Management District of Defiance, Fulton, Paulding and Williams Counties (District) , also known as the Defiance, Fulton, Paulding, Williams Four County Joint Solid Waste Management District completed the draft amended Solid Waste Management Plan ("Plan") and submitted it to the Ohio Environmental Protection Agency for review and comment on May 20, 2014 and the Ohio Environmental Protection Agency provided comments in a non-binding advisory opinion on July 10, 2014.

Whereas, the District's Policy Committee has reviewed the non-binding advisory opinion received from the Ohio Environmental Protection Agency and taken these comments into consideration and incorporated changes into the amended Plan as appropriate;

Whereas the District has conducted a 30-day comment period from September 22, 2014 to October 21, 2014 and a public hearing held on October 23, 2014 to provide the public an opportunity to have comment on the Plan; and

Whereas, upon adoption by the District Policy Committee, the Amended Plan was delivered to the requisite political subdivisions within the District's jurisdiction for approval or disapproval;

NOW, THEREFORE, BE IT RESOLVED that the *Policy Committee for the Joint Solid Waste Management District of Defiance, Fulton, Paulding and Williams Counties*:

1. Has reviewed the District's solid waste management plan and has amended it (the "Amended Plan").
2. Certifies that the review and amendment of the Plan by the District Policy Committee were performed in accordance with applicable Ohio statutory and rule provisions and included the required public notices, comment period and public hearing.
3. On October 23, 2014, adopted the Amended Plan and, on or about November 5, 2014, submitted it for approval or disapproval to each county forming the District and to the legislative authorities of each municipal corporation and township under the jurisdiction of the District.
4. Has received approvals of the Amended Plan from: (a) the Boards of County Commissioners from a majority of the counties forming the District, (b) a majority of the legislative authorities of the municipal corporations having the largest populations within each county in the Joint District, and (c) the legislative authorities of a combination of municipal corporations and townships with a combined population within the District comprising in excess of sixty per cent of the total population of the District.
5. Declares the Amended Plan to be ratified and determines that it will be submitted to the Director of Ohio EPA for review and approval.

This resolution shall be in effect immediately upon its adoption.

Voting For The Resolution:


Voting Against the Resolution:


DEFIANCE COUNTY


Otto Nicely
Representing the County Commissioners


Jeff Leonard
Representing Mayor of Largest City

Kim Moss
Representing County Health Department

 5/21/15
Charles Bakle, Jr.
Representing Townships

 5-21-15
Noah McManus
Representing Commercial/Industrial Generators

Darrell Handy
Representing the Public


Michael Barth
Representing the Public

FULTON COUNTY

 5-21-15
Ziad Musallam
Representing the County Commissioners

Kathy Huner
Representing Mayor of Largest City

Patricia Wiemken
Representing County Health Department

Kenneth Leupp
Representing Townships

 5-21-15
Nathan Berry
Representing Commercial/Industrial Generators

John Sanderson
Representing the Public

Pat Riley
Representing the Public

Voting For The Resolution:

Voting Against the Resolution:

PAULDING COUNTY


Tony Zartman
Representing the County Commissioners




Greg White
Representing Mayor of Largest City

Carol Sanford
Representing County Health Department

Jay Dangler
Representing Townships

 5/21/15

Jeff Hunyor
Representing Commercial/Industrial Generators

 5.21.15

Robin Harris
Representing the Public


 5/21/15

Staci Miller
Representing the Public

WILLIAMS COUNTY

 5-21-2015


Alan Word
Representing the County Commissioners

 5-21-15

Doug Johnson
Representing Mayor of Largest City

Kim Shoup
Representing County Health Department

James Davis
Representing Townships

 5/21/2015

Jim Huston
Representing Commercial/Industrial Generators

 5-21-15

Alan Benjamin
Representing the Public

 5-21-15

Jerry Lemons
Representing the Public

Mike Speelman
At Large Member



Total Votes for the resolution: 15

Total Votes against the resolution: 0

Resolution No. 2475

A RESOLUTION SUPPORTING ADOPTION OF THE DRAFT SOLID WASTE MANAGEMENT PLAN PROPOSED FOR THE JOINT FOUR COUNTY SOLID WASTE MANAGEMENT DISTRICT OF DEFIANCE, FULTON, PAULDING AND WILLIAMS COUNTIES, OHIO

WHEREAS, Chapter 3734 of the Ohio Revised Code requires the Joint Four County Solid Waste Management District to adopt and periodically review and revise a Solid Waste Management Plan to achieve the objectives set out in Section 3734.50 of the Revised Code; and,

WHEREAS, The Joint District Policy Committee has approved a draft Solid Waste Management Plan for the Joint Four County Solid Waste Management District; and,

WHEREAS, The Joint Four County Solid Waste Management District has requested Council express legislative support for approval of the draft Solid Waste Management Plan by the Director of Environmental Protection;

Now therefore, be it Resolved by the Council of the Municipality of Defiance, Ohio, that:


Section 1: The City of Defiance hereby supports adoption of the draft Solid Waste Management Plan of the Joint Four County Solid Waste Management District as up-dated and amended by the Joint District Policy Committee on October 23, 2014.

Section 2: It is found and determined that all legislative actions pertaining to the adoption of this Resolution were taken in Public Session and that all deliberations that affected or influenced any such legislative act, including all deliberations in Committee, were conducted in Public Session duly convened in accordance with law.

Section 3: This Resolution shall be effective on the earliest date permitted by law.

I, hereby certify this is a true and exact copy of Resolution
No. 2475, passed December 2, 2014
Lisa Elders Date
Lisa Elders, Council Clerk

Passed: December 2, 2014


President of Council

Attest: Lisa Elders Clerk

Approved: December 3, 2014


Mayor

RESOLUTION 2014-21

A RESOLUTION TO APPROVE THE SOLID WASTE MANAGEMENT PLAN UPDATE FOR THE JOINT SOLID WASTE MANAGEMENT DISTRICT OF DEFIANCE, FULTON, PAULDING, AND WILLIAMS COUNTIES, OHIO.

WHEREAS, pursuant to Ohio Revised Code Section 3734.55, the Joint District Policy Committee has updated a Solid Waste Management Plan for the Joint District on October 23, 2014; and

WHEREAS, the Joint District requests legislative action supporting the adoption of the plan;

NOW THEREFORE BE IT RESOLVED, by the Council of the Village of Hicksville, Ohio as follows:

SECTION 1: That the Council of the Village of Hicksville, Ohio does hereby support and hereby approves the adoption of the Solid Waste Management Plan Update for the Joint Solid Waste Management District of Defiance, Fulton, Paulding, and Williams Counties, Ohio.

SECTION 2: This Resolution shall take effect and be in full force and effect from and after the earliest period allowed by law.

DATED: _____

11/18/14

MAYOR

[Signature]

ATTEST:

Diane Collins

CLERK/TREASURER

419-784-3268

RESOLUTION: IN THE MATTER OF:

APPROVAL OF THE SOLID WASTE MANAGEMENT PLAN UPDATE FOR THE JOINT SOLID WASTE MANAGEMENT DISTRICT OF DEFIANCE, FULTON, PAULDING, AND WILLIAMS COUNTIES, OHIO.

DATE: 11-12-2014

The Board of Township Trustees of Ney Village Council Township, Defiance County, Ohio met on the above date with the following members present:

Randy Eisel, Greg Crites, Rocky Brodbeck, Ron Walker, Harold Mills
e Adam Coy (Harold Mills) moved the adoption of the following Resolution:

WHEREAS, pursuant to Ohio Revised Code Section 3734.55, the Joint District Policy Committee has updated a Solid Waste Management Plan for the Joint District on October 23, 2014; and

WHEREAS, the Joint District, requests legislative action supporting the adoption of this plan; now therefore be it

RESOLVED, that the Board of ~~Township Trustees of~~ Ney Village Township do hereby support the adoption of the Solid Waste Management Plan Update for the Joint Solid Waste Management District of Defiance, Fulton, Paulding and Williams Counties, Ohio.

Harold Mills seconded the above resolution and the roll being called upon the question of the adoption of the plan, the vote resulted as follows:

<u>Randy Eisel</u>	<u>Yes</u>	<u>Ron Walker</u>	<u>Yes</u>
<u>Greg Crites</u>	<u>Yes</u>	<u>Harold Mills</u>	<u>Yes</u>
<u>Rocky Brodbeck</u>	<u>Yes</u>	<u>Adam Coy</u>	<u>Yes</u>

MOTION CARRIED

MOTION REJECTED

Jerry Bergman
Clerk

received
11-14-14 UB

BOARD OF DEFIANCE COUNTY COMMISSIONERS

RESOLUTION: IN THE MATTER OF: APPROVAL OF THE SOLID WASTE MANAGEMENT PLAN UPDATE FOR THE JOINT SOLID WASTE MANAGEMENT DISTRICT OF DEFIANCE, FULTON, PAULDING AND WILLIAMS COUNTIES, OHIO

DATE: THURSDAY, NOVEMBER 13, 2014

The Board of Commissioners, County of Defiance, State of Ohio, met in regular session on Thursday, the 13th day of November, 2014, in the Conference Room of the Board with the following members present:

Otto L. Nicely: PRESENT Thomas L. Kime: PRESENT James E. Harris, Jr.: PRESENT

Mr. JAMES E. HARRIS, JR. moved the adoption of the following Resolution:

WHEREAS, pursuant to Ohio Revised Code Section 3734.55, the Joint District Policy Committee has updated a Solid Waste Management Plan for the Joint District on October 23, 2014; and

WHEREAS, the Joint District has requested legislative action supporting the adoption of this plan.

THEREFORE BE IT RESOLVED, that the Defiance County Board of Commissioners does hereby support the adoption of the Solid Waste Management Plan Update for the Joint Solid Waste Management District of Defiance, Fulton, Paulding and Williams Counties, Ohio.

THEREFORE, BE IT FURTHER RESOLVED, that it is found and determined that all formal actions of this Board concerning and relating to the adoption of the Resolution were so adopted in an open meeting of this Board and that all deliberations of this Board or of any of its committees that resulted in such formal actions were in meetings open to the public in compliance with all legal requirements including Section 121.22 of the Ohio Revised Code.

Mr. THOMAS L. KIME seconded the above Resolution, and the roll being called upon the question of its adoption, the vote resulted as follows:

OTTO L. NICELY	<u>Otto L. Nicely</u>	<u>yes</u>
THOMAS L. KIME	<u>Thomas L. Kime</u>	<u>yes</u>
JAMES E. HARRIS, JR.	<u>James E. Harris, Jr.</u>	<u>yes</u>

MOTION CARRIED:

ATTEST: Stephanie M. Metz, CLERK
STEPHANIE M. METZ

received
12.11.14 SK

RESOLUTION: IN THE MATTER OF:

APPROVAL OF THE SOLID WASTE MANAGEMENT PLAN
UPDATE FOR THE JOINT SOLID WASTE MANAGEMENT
DISTRICT OF DEFIANCE, FULTON, PAULDING, AND
WILLIAMS COUNTIES, OHIO.

DATE: December 8, 2014

The Board of Township Trustees of Adams Township, Defiance County, Ohio met on the above date with the following members present:

Chester Nagel Jack Schliesser William Burkhart


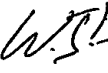

Mr. Schliesser moved the adoption of the following Resolution:

WHEREAS, pursuant to Ohio Revised Code Section 3734.55, the Joint District Policy Committee has updated a Solid Waste Management Plan for the Joint District on October 23, 2014; and


WHEREAS, the Joint District, requests legislative action supporting the adoption of this plan; now therefore be it

RESOLVED, that the Board of Township Trustees of Adams Township do hereby support the adoption of the Solid Waste Management Plan Update for the Joint Solid Waste Management District of Defiance, Fulton, Paulding and Williams Counties, Ohio.

Mr. Burkhart seconded the above resolution and the roll being called upon the question of the adoption of the plan, the vote resulted as follows:

	Mr. Schliesser	Yes
	Mr. Burkhart	Yes
	Mr. Nagel	Yes

MOTION CARRIED


James A. Daman
Fiscal Officer

Resolution 2014-19

RESOLUTION: IN THE MATTER OF:

APPROVAL OF THE SOLID WASTE MANAGEMENT PLAN UPDATE FOR THE JOINT SOLID WASTE MANAGEMENT DISTRICT OF DEFIANCE, FULTON, PAULDING, AND WILLIAMS COUNTIES, OHIO.

DATE: November 28, 2014

The Board of Township Trustees of Defiance Township, County, Ohio met on the above date with the following members present:

Charles Bakke Dan Peck Diana Meyer

DAN Peck moved the adoption of the following Resolution:

WHEREAS, pursuant to Ohio Revised Code Section 3734.55, the Joint District Policy Committee has updated a Solid Waste Management Plan for the Joint District on October 23, 2014; and

WHEREAS, the Joint District, requests legislative action supporting the adoption of this plan; now therefore be it

RESOLVED, that the Board of Township Trustees of Diana Meyer Township do hereby support the adoption of the Solid Waste Management Plan Update for the Joint Solid Waste Management District of Defiance, Fulton, Paulding and Williams Counties, Ohio.

Diana Meyer seconded the above resolution and the roll being called upon the question of the adoption of the plan, the vote resulted as follows:

<u>Charles Bakke</u>	<u>yes</u>
<u>Dan Peck</u>	<u>yes</u>
<u>Diana Meyer</u>	<u>yes</u>

MOTION CARRIED
MOTION REJECTED

[Signature]
Clerk

RESOLUTION: IN THE MATTER OF:

APPROVAL OF THE SOLID WASTE MANAGEMENT PLAN
UPDATE FOR THE JOINT SOLID WASTE MANAGEMENT
DISTRICT OF DEFIANCE, FULTON, PAULDING, AND
WILLIAMS COUNTIES, OHIO.

DATE: 1-5, 2015

The Board of Township Trustees of Delaware Township,
Defiance County, Ohio met on the above date with the following members
present:

Jacob Timbrook Rick Speiser Bennette Singer

Rick Speiser moved the adoption of the following Resolution:

WHEREAS, pursuant to Ohio Revised Code Section 3734.55, the Joint District Policy
Committee has updated a Solid Waste Management Plan for the Joint District on October 23,
2014; and

WHEREAS, the Joint District, requests legislative action supporting the adoption of this
plan; now therefore be it

RESOLVED, that the Board of Township Trustees of Delaware
Township do hereby support the adoption of the Solid Waste Management Plan Update for the
Joint Solid Waste Management District of Defiance, Fulton, Paulding and Williams Counties,
Ohio.

Bennette Singer seconded the above resolution and the roll being called
upon the question of the adoption of the plan, the vote resulted as follows:

<u>Rick Speiser</u>	aye
<u>Bennette Singer</u>	aye
<u>Jacob Timbrook</u>	aye

MOTION CARRIED

MOTION REJECTED

Michelle M. Speiser
Clerk Fiscal Officer

Received
11.2.14 UB

RESOLUTION: IN THE MATTER OF:

APPROVAL OF THE SOLID WASTE MANAGEMENT PLAN
UPDATE FOR THE JOINT SOLID WASTE MANAGEMENT
DISTRICT OF DEFIANCE, FULTON, PAULDING, AND
WILLIAMS COUNTIES, OHIO.

DATE: Nov 11, 2014

The Board of Township Trustees of Hicksville Township,
Defiance County, Ohio met on the above date with the following members
present:

Greg Collins Jeff Green Zane Zeedyk

Green moved the adoption of the following Resolution:

WHEREAS, pursuant to Ohio Revised Code, Section 3734.55, the Joint District Policy
Committee has updated a Solid Waste Management Plan for the Joint District on October 23,
2014; and

WHEREAS, the Joint District, requests legislative action supporting the adoption of this
plan; now therefore be it

RESOLVED, that the Board of Township Trustees of Hicksville
Township do hereby support the adoption of the Solid Waste Management Plan Update for the
Joint Solid Waste Management District of Defiance, Fulton, Paulding and Williams Counties,
Ohio.

Zeedyk seconded the above resolution and the roll being called
upon the question of the adoption of the plan, the vote resulted as follows:

<u>Greg Collins</u>	<u>yea</u>
<u>Jeff Green</u>	<u>yea</u>
<u>Zane Zeedyk</u>	<u>yea</u>

MOTION CARRIED
MOTION REJECTED

W. J. Wondol
Clerk

received
11.13.14 UB

RESOLUTION: IN THE MATTER OF:

APPROVAL OF THE SOLID WASTE MANAGEMENT PLAN
UPDATE FOR THE JOINT SOLID WASTE MANAGEMENT
DISTRICT OF DEFIANCE, FULTON, PAULDING, AND
WILLIAMS COUNTIES, OHIO.

DATE: November 10th, 2014

The Board of Township Trustees of Highland Township,
Defiance County, Ohio met on the above date with the following members
present:

Ken Zachrich Edward Zachrich Richard Woshock

Kenneth Zachrich moved the adoption of the following Resolution:

WHEREAS, pursuant to Ohio Revised Code Section 3734.55, the Joint District Policy
Committee has updated a Solid Waste Management Plan for the Joint District on October 23,
2014; and

WHEREAS, the Joint District, requests legislative action supporting the adoption of this
plan; now therefore be it

RESOLVED, that the Board of Township Trustees of Highland
Township do hereby support the adoption of the Solid Waste Management Plan Update for the
Joint Solid Waste Management District of Defiance, Fulton, Paulding and Williams Counties,
Ohio.

Edward Zachrich seconded the above resolution and the roll being called
upon the question of the adoption of the plan, the vote resulted as follows:

Ken Zachrich _____

Edward Zachrich _____

Richard Woshock _____

MOTION CARRIED

MOTION REJECTED

Thomas C. Williams

Clerk

received
1.26.15 UB

RESOLUTION: IN THE MATTER OF:

APPROVAL OF THE SOLID WASTE MANAGEMENT PLAN
UPDATE FOR THE JOINT SOLID WASTE MANAGEMENT
DISTRICT OF DEFIANCE, FULTON, PAULDING, AND
WILLIAMS COUNTIES, OHIO.

DATE: JAN. 21, 2015

The Board of Township Trustees of MARK Township Township,
Defiance County, Ohio met on the above date with the following members
present:

John Panico Alex Renollet LARRY HARTMAN

John Panico moved the adoption of the following Resolution:

WHEREAS, pursuant to Ohio Revised Code Section 3734.55, the Joint District Policy
Committee has updated a Solid Waste Management Plan for the Joint District on October 23,
2014; and

WHEREAS, the Joint District, requests legislative action supporting the adoption of this
plan; now therefore be it

RESOLVED, that the Board of Township Trustees of MARK Township
Township do hereby support the adoption of the Solid Waste Management Plan Update for the
Joint Solid Waste Management District of Defiance, Fulton, Paulding and Williams Counties,
Ohio.

LARRY HARTMAN seconded the above resolution and the roll being called
upon the question of the adoption of the plan, the vote resulted as follows:

<u>Alex Renollet</u>	<u>YES</u>
<u>Larry Hartman</u>	<u>YES</u>
<u>John Panico</u>	<u>YES</u>

MOTION CARRIED 3-0

MOTION REJECTED

Juloch Atchley
Clerk

received
11-13-14 ub

RESOLUTION: IN THE MATTER OF:

APPROVAL OF THE SOLID WASTE MANAGEMENT PLAN
UPDATE FOR THE JOINT SOLID WASTE MANAGEMENT
DISTRICT OF DEFIANCE, FULTON, PAULDING, AND
WILLIAMS COUNTIES, OHIO.

DATE: November 11, 2014

The Board of Township Trustees of Milford Township,
Defiance County, Ohio met on the above date with the following members
present:

Edward Perry Thomas Dietsch Brian Zudyk

Thomas Dietsch moved the adoption of the following Resolution:

WHEREAS, pursuant to Ohio Revised Code Section 3734.55, the Joint District Policy
Committee has updated a Solid Waste Management Plan for the Joint District on October 23,
2014; and

WHEREAS, the Joint District, requests legislative action supporting the adoption of this
plan; now therefore be it

RESOLVED, that the Board of Township Trustees of Milford
Township do hereby support the adoption of the Solid Waste Management Plan Update for the
Joint Solid Waste Management District of Defiance, Fulton, Paulding and Williams Counties,
Ohio.

Brian Zudyk seconded the above resolution and the roll being called
upon the question of the adoption of the plan, the vote resulted as follows:

<u>Edward Perry</u>	<u>Yes</u>
<u>Thomas Dietsch</u>	<u>Yes</u>
<u>Brian Zudyk</u>	<u>Yes</u>

MOTION CARRIED

MOTION REJECTED

Colleen R. Cape
Clerk

RESOLUTION: IN THE MATTER OF:

APPROVAL OF THE SOLID WASTE MANAGEMENT PLAN UPDATE FOR THE JOINT SOLID WASTE MANAGEMENT DISTRICT OF DEFIANCE, FULTON, PAULDING, AND WILLIAMS COUNTIES, OHIO.

DATE: Dec 8, 2014

The Board of Township Trustees of Noble Township, Defiance County, Ohio met on the above date with the following members present:

Charlie Weber Ron Cereghin Joe Clemens

Ron Cereghin moved the adoption of the following Resolution:

WHEREAS, pursuant to Ohio Revised Code Section 3734.55, the Joint District Policy Committee has updated a Solid Waste Management Plan for the Joint District on October 23, 2014; and

WHEREAS, the Joint District, requests legislative action supporting the adoption of this plan; now therefore be it

RESOLVED, that the Board of Township Trustees of Noble Township do hereby support the adoption of the Solid Waste Management Plan Update for the Joint Solid Waste Management District of Defiance, Fulton, Paulding and Williams Counties, Ohio.

Joe Clemens seconded the above resolution and the roll being called upon the question of the adoption of the plan, the vote resulted as follows:

<u>Chas Weber</u>	yes
<u>Ronald Cereghin</u>	yes
<u>Joseph W Clemens</u>	yes

MOTION CARRIED

MOTION REJECTED

Barbara Vanner
Clerk

received
11-19-14

RESOLUTION: IN THE MATTER OF:

APPROVAL OF THE SOLID WASTE MANAGEMENT PLAN
UPDATE FOR THE JOINT SOLID WASTE MANAGEMENT
DISTRICT OF DEFIANCE, FULTON, PAULDING, AND
WILLIAMS COUNTIES, OHIO.

DATE: November 18, 2014

The Board of Township Trustees of Richland Township,
County, Ohio met on the above date with the following members
present:

Bruce Colwell Randy Groll Joel Martin

Randy Groll moved the adoption of the following Resolution:

WHEREAS, pursuant to Ohio Revised Code Section 3734.55, the Joint District Policy Committee has updated a Solid Waste Management Plan for the Joint District on October 23, 2014; and

WHEREAS, the Joint District, requests legislative action supporting the adoption of this plan; now therefore be it

RESOLVED, that the Board of Township Trustees of Richland Township Township do hereby support the adoption of the Solid Waste Management Plan Update for the Joint Solid Waste Management District of Defiance, Fulton, Paulding and Williams Counties, Ohio.

Joel Martin seconded the above resolution and the roll being called upon the question of the adoption of the plan, the vote resulted as follows:

<u>Bruce Colwell</u>	<u>Yes</u>
<u>Randy Groll</u>	<u>Yes</u>
<u>Joel Martin</u>	<u>Yes</u>

MOTION CARRIED

MOTION REJECTED

Tammy Flory
Clerk

RESOLUTION: IN THE MATTER OF:

APPROVAL OF THE SOLID WASTE MANAGEMENT PLAN
UPDATE FOR THE JOINT SOLID WASTE MANAGEMENT
DISTRICT OF DEFIANCE, FULTON, PAULDING, AND
WILLIAMS COUNTIES, OHIO.

DATE: November 10, 20 14

The Board of Township Trustees of Tiffin Township,
Defiance County, Ohio met on the above date with the following members
present:

Tom Henry Brady Woolace Rod Rethmel

Rod Rethmel moved the adoption of the following Resolution:

WHEREAS, pursuant to Ohio Revised Code Section 3734.55, the Joint District Policy
Committee has updated a Solid Waste Management Plan for the Joint District on October 23,
2014; and

WHEREAS, the Joint District, requests legislative action supporting the adoption of this
plan; now therefore be it

RESOLVED, that the Board of Township Trustees of Tiffin
Township do hereby support the adoption of the Solid Waste Management Plan Update for the
Joint Solid Waste Management District of Defiance, Fulton, Paulding and Williams Counties,
Ohio.

Tom Henry seconded the above resolution and the roll being called
upon the question of the adoption of the plan, the vote resulted as follows:

<u>Mr Henry</u>	<u>y</u>
<u>Mr Woolace</u>	<u>y</u>
<u>Mr Rethmel</u>	<u>y</u>

MOTION CARRIED

MOTION REJECTED

Ann Rethmel
Clerk

RESOLUTION: IN THE MATTER OF:

APPROVAL OF THE SOLID WASTE MANAGEMENT PLAN
UPDATE FOR THE JOINT SOLID WASTE MANAGEMENT
DISTRICT OF DEFIANCE, FULTON, PAULDING, AND
WILLIAMS COUNTIES, OHIO.

DATE: Dec. 8, 2014

The Board of Township Trustees of Washington Township,
Defiance County, Ohio met on the above date with the following members
present:

Herbert Retcher John Grine

John Grine moved the adoption of the following Resolution:

WHEREAS, pursuant to Ohio Revised Code Section 3734.55, the Joint District Policy
Committee has updated a Solid Waste Management Plan for the Joint District on October 23,
2014; and

WHEREAS, the Joint District, requests legislative action supporting the adoption of this
plan; now therefore be it

RESOLVED, that the Board of Township Trustees of Washington
Township do hereby support the adoption of the Solid Waste Management Plan Update for the
Joint Solid Waste Management District of Defiance, Fulton, Paulding and Williams Counties,
Ohio.

Herbert Retcher seconded the above resolution and the roll being called
upon the question of the adoption of the plan, the vote resulted as follows:

<u>John Grine</u>	<u>Yes</u>
<u>Herbert Retcher</u>	<u>Yes</u>

MOTION CARRIED

MOTION REJECTED

Mary A. [Signature]
Clerk

	Yes	No	
Emergency			
First Reading	6	0	12/1/14
Second Reading	6	0	12/15/14
Third Reading	6	0	1/5/15

RESOLUTION 2014 - 24

**A RESOLUTION SUPPORTING THE ADOPTION OF THE
FOUR COUNTY SOLID WASTE DISTRICT MANAGEMENT PLAN**

WHEREAS, the Defiance, Fulton, Paulding and Williams Joint Four County Solid Waste Management District has completed the Waste Management Plan Update; and

WHEREAS, pursuant to Section 3734.55 of the Ohio Revised Code, the Joint District requests legislative action supporting the adoption of this Plan; and

WHEREAS, said Plan was approved by the Joint District Policy Committee on October 23, 2014; and

WHEREAS, Council does hereby support the adoption of the Solid Waste Management Plan Update for the Joint Solid Waste Management District of Defiance, Fulton, Paulding, and Williams Counties, Ohio;

NOW, THEREFORE, BE IT RESOLVED by the Council of the City of Wauseon, Fulton County, Ohio, as follows:


Section 1.

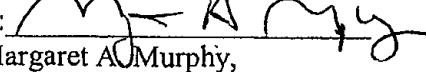
That the City of Wauseon hereby pledges its support for the adoption of the Solid Waste Management Plan Update for the Joint Solid Waste Management District of Defiance, Fulton, Paulding, and Williams Counties, Ohio

Passed: January 5, 2015

Takes effect: February 4, 2015



Kathy Haner, Mayor

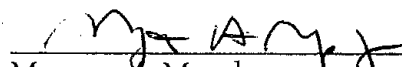

Heather Kost, President
of Council

Attest: 
Margaret A. Murphy,
Clerk of Council

I, Margaret A. Murphy, Clerk of Council for the City of Wauseon, do hereby certify that this is a true and accurate copy of Resolution 2014-24 passed on January 5, 2015.

Approved as to Form:


Thomas A. McWatters III
City Law Director


Margaret A. Murphy
Clerk of Council

RESOLUTION NO. 14-64

**AUTHORIZING AN AGREEMENT WITH THE JOINT SOLID WASTE
DISTRICT OF DEFIANCE, FULTON, PAULDING, AND WILLIAMS
COUNTIES, OHIO AND DECLARING AN EMERGENCY**

WHEREAS, pursuant to Ohio Revised Code Section 3734.55, the Joint District Policy Committee has updated a Solid Waste Management Plan for the Joint District on October 23, 2014, and

WHEREAS the Joint District requests legislative action supporting the adoption of this plan,

NOW, THEREFORE, BE IT RESOLVED by the Council of the Village of Archbold, Ohio, as follows:


Section 1. Council hereby supports the adoption of the plan.

Section 2. The Administrator is hereby authorized to execute any and all agreements regarding the adoption of the plan.


Section 3. It is hereby found and determined that all formal actions of this Council concerning and relating to the passage of this resolution were adopted in an open meeting of this Council, and that all deliberations of this Council and of any of its committees that resulted in such formal action were in meetings open to the public, in compliance with all legal requirements including Section 121.22 of the Ohio Revised Code.

Section 4. This resolution is hereby declared to be an emergency necessary for the preservation of the public peace, health, safety and welfare, to wit, the necessity to execute the agreement and shall take effect and be in full force upon proper passage by Council.


Passed: November 17, 2014



Jeffrey D. Fryman, Council President



James S. Wyse, Mayor

Attest: 

Laurie J. Storrer, Clerk of Council

received
1.28.15 VB

RECORD OF RESOLUTIONS

BEAR GRAPHICS 800-325-8094 FORM NO. SHTROR11

Resolution No. 14-12 Passed January 5, 2015

RESOLUTION SUPPORTING THE SOLID
WASTE MANAGEMENT PLAN UPDATE
FOR THE JOINT SOLID WASTE
MANAGEMENT DISTRICT OF DEFFIANCE,
FULTON, PAULDING AND WILLIAMS
COUNTIES, OHIO

WHEREAS, pursuant to Ohio Revised Code Section 3734.55, the Policy Committee of the Joint Solid Waste District has updated a Solid Waste Management Plan for the District on October 23, 2014; and,

WHEREAS, the Joint Solid Waste District requests legislative action has requested legislative action supporting the adoption of this plan, so


NOW THEREFORE BE IT RESOLVED by the Council of the Village of Delta, Fulton County, Ohio as follows:

SECTION 1: That the Council of the Village of Delta, Ohio does hereby support the adoption of the Solid Waste Management Plan Update for the Joint Solid Waste Management District of Defiance, Fulton, Paulding and Williams Counties, Ohio

SECTION 2: That this Resolution was passed and all actions and deliberations of the Council relating thereto were conducted in meetings open to the public pursuant to Section 121.22 of the Ohio R.C.

SECTION 3: This Resolution shall take effect on the earliest possible date allowed by law.

Passed this 5th day of January, 2015



Mayor Dan D. Miller

Attest: Stephanie D. Massing
Clerk of Council

RESOLUTION:
2014-08

IN THE MATTER OF:

APPROVAL OF THE SOLID WASTE MANAGEMENT PLAN
UPDATE FOR THE JOINT SOLID WASTE MANAGEMENT
DISTRICT OF DEFIANCE, FULTON, PAULDING, AND
WILLIAMS COUNTIES, OHIO

Date: November 19, 2014

The Council of Village of Fayette, Fulton County,
City/Village

Ohio met on the above date with 6 members present.

Mr. Dave Borer moved the adoption of the following Resolution:

WHEREAS, pursuant to Ohio Revised Code Section 3734.55, the Joint District Policy Committee has updated a Solid Waste Management Plan for the Joint District on October 23, 2014; and

WHEREAS, the Joint District requests legislative action supporting the adoption of this plan; now therefore be it

RESOLVED, that the Council of Village of Fayette do hereby support the adoption of the Solid Waste Management Plan Update for the Joint Solid Waste Management District of Defiance, Fulton, Paulding and Williams Counties, Ohio.


Mr. Rodney Kessler seconded the above resolution and the roll being called upon the question of the adoption of the plan, the vote resulted as follows:

FOR: 6


AGAINST: 0

MOTION CARRIED

~~MOTION REJECTED~~



Mayor



Clerk

received
12-10-14 UB

RESOLUTION: IN THE MATTER OF:

APPROVAL OF THE SOLID WASTE MANAGEMENT PLAN
UPDATE FOR THE JOINT SOLID WASTE MANAGEMENT
DISTRICT OF DEFIANCE, FULTON, PAULDING, AND
WILLIAMS COUNTIES, OHIO

Date: 12/8, 2014

The Council of Lyons, Fulton County,
City/Village

Ohio met on the above date with 5 members present.

Julie Senide moved the adoption of the following Resolution:

WHEREAS, pursuant to Ohio Revised Code Section 3734.55, the Joint District Policy Committee has updated a Solid Waste Management Plan for the Joint District on October 23, 2014; and

WHEREAS, the Joint District requests legislative action supporting the adoption of this plan; now therefore be it

RESOLVED, that the Council of Julie Senide do hereby support the adoption of the Solid Waste Management Plan Update for the Joint Solid Waste Management District of Defiance, Fulton, Paulding and Williams Counties, Ohio.

Ty Walker seconded the above resolution and the roll being called upon the question of the adoption of the plan, the vote resulted as follows:

FOR: 5
AGAINST: 0

MOTION CARRIED
MOTION REJECTED

Luann O'Hara
Clerk

RESOLUTION: IN THE MATTER OF:

APPROVAL OF THE SOLID WASTE MANAGEMENT PLAN
UPDATE FOR THE JOINT SOLID WASTE MANAGEMENT
DISTRICT OF DEFIANCE, FULTON, PAULDING, AND
WILLIAMS COUNTIES, OHIO

Date: February 2, 2015

The Council of METAMORA, FULTON County,
City/Village

Ohio met on the above date with 5 members present.

Mr. Ken Wysong moved the adoption of the following Resolution:

WHEREAS, pursuant to Ohio Revised Code Section 3734.55, the Joint District Policy Committee has updated a Solid Waste Management Plan for the Joint District on October 23, 2014; and

WHEREAS, the Joint District requests legislative action supporting the adoption of this plan; now therefore be it

RESOLVED, that the Council of METAMORA do hereby support the adoption of the Solid Waste Management Plan Update for the Joint Solid Waste Management District of Defiance, Fulton, Paulding and Williams Counties, Ohio.

Ms. Cheryl Geer seconded the above resolution and the roll being called upon the question of the adoption of the plan, the vote resulted as follows:

FOR: 5

AGAINST: 0

MOTION CARRIED - Motion carried

MOTION REJECTED

Susan Clendenen
Clerk

Resolution No. 2015-2

Passed January 12, 2015

XKO

A RESOLUTION SUPPORTING THE APPROVAL OF THE SOLID WASTE MANAGEMENT PLAN UPDATE FOR THE JOINT SOLID WASTE MANAGEMENT DISTRICT OF DEFIANCE, FULTON, PAULDING AND WILLIAMS COUNTIES

WHEREAS, pursuant to Ohio revised Code Section 3734.55, the Joint District Policy Committee has updated a solid Waste Management Plan for the Joint District on October 23, 2014 and;

WHEREAS, the Joint District requests legislative action supporting the adoption of this plan.

NOW, THEREFORE, BE IT RESOLVED by the Council of the Village of Swanton, Fulton County, Ohio, two-thirds (2/3) of the members elected thereto concurring and as follows:

Section One. That the Council of the Village of Swanton does hereby support the adoption of the Solid Waste Management Plan Update for the Joint Solid Waste Management District of Defiance, Fulton, Paulding and Williams Counties of Ohio.

Section Two. That it is found and determined that all formal actions of this Village Council concerning and relating to the adoption of this resolution were adopted in an open meeting of this Village Council, and that all deliberations of this Village Council and of any of its committees that resulted in such formal action, were in meetings open to the public in compliance with all legal requirements including Section 121.22 of the Ohio Revised Code.

Section Three. That this resolution shall be effective at the earliest time allowed by law

Passed:

Ann Roth
Ann Roth, Mayor

Attest:

Kathy Krenz

I, Kathy Krenz, Clerk-Treasurer of the Village of Swanton, do hereby certify that this is a true and accurate copy of Resolution 2015-2 passed on 1-12-15

Kathy Krenz
Kathy Krenz, Clerk-Treasurer

RESOLUTION 2014 - 1053

In the Matter of Resolution to Approve the) Office of County Commissioners
Solid Waste Management Plan Update for the) Fulton County, Ohio
Joint Solid Waste Management District of) November 18, 2014
Defiance, Fulton, Paulding and Williams Counties, Ohio

The Board of County Commissioners of Fulton County, Ohio, met in regular session pursuant to notice, on November 18, 2014, at 152 S. Fulton St., Wauseon, Ohio, with the following members present:

Perry Rupp
Bill Rufenacht
Paul Barnaby

Commissioner Barnaby moved for the adoption of the following resolution:

WHEREAS, pursuant to Ohio Revised Code Section 3734.55, the Joint District Policy Committee has updated a Solid Waste Management Plan for the Joint District on October 23, 2014; and

WHEREAS, the Joint District requests legislative action supporting the adoption of this plan.

THEREFORE BE IT RESOLVED, that the Board of Fulton County Commissioners supports the adoption of the Solid Waste Management Plan Update for the Joint Solid Waste Management District of Defiance, Fulton, Paulding and Williams Counties, Ohio

BE IT FURTHER RESOLVED, that it is found and determined that all formal actions of this Board of County Commissioners, County of Fulton, State of Ohio concerning the adoption of this resolution were adopted in an open meeting of this Board of County Commissioners, and that all deliberations of this Board of County Commissioners and of any of its committees that resulted in such formal action, were in meetings open to the public in compliance with all legal requirements including Section 121.22 of the Ohio Revised Code.

Commissioner Rupp seconded the resolution and upon calling the roll, the following vote was taken:

Voting Aye thereon:	Voting Nay thereon:	Abstain:
<u>Perry Rupp</u> Perry Rupp	_____	_____
<u>Bill Rufenacht</u> Bill Rufenacht	_____	_____
<u>Paul Barnaby</u> Paul Barnaby	_____	_____

BOARD OF COUNTY COMMISSIONERS
FULTON COUNTY, OHIO

Attest: Teri Suarez
Teri Suarez, Clerk

received
11.26.14 UB

RESOLUTION: IN THE MATTER OF:

APPROVAL OF THE SOLID WASTE MANAGEMENT PLAN
UPDATE FOR THE JOINT SOLID WASTE MANAGEMENT
DISTRICT OF DEFIANCE, FULTON, PAULDING, AND
WILLIAMS COUNTIES, OHIO.

DATE: Nov 24, 2014

The Board of Township Trustees of Amboy Township,
Fulton County, Ohio met on the/above date with the following members
present:

Tom Herr Jr Rick Raab Jeff Simon

Rick Raab moved the adoption of the following Resolution:

WHEREAS, pursuant to Ohio Revised Code Section 3734.55, the Joint District Policy
Committee has updated a Solid Waste Management Plan for the Joint District on October 23,
2014; and

WHEREAS, the Joint District, requests legislative action supporting the adoption of this
plan; now therefore be it

RESOLVED, that the Board of Township Trustees of Amboy
Township do hereby support the adoption of the Solid Waste Management Plan Update for the
Joint Solid Waste Management District of Defiance, Fulton, Paulding and Williams Counties,
Ohio.

Jeff Simon seconded the above resolution and the roll being called
upon the question of the adoption of the plan, the vote resulted as follows:

Richard Raab yes

Jeff Simon yes

[Signature] yes

MOTION CARRIED

MOTION REJECTED

Suzanne Hall
Clerk

RESOLUTION: IN THE MATTER OF:

APPROVAL OF THE SOLID WASTE MANAGEMENT PLAN
UPDATE FOR THE JOINT SOLID WASTE MANAGEMENT
DISTRICT OF DEFIANCE, FULTON, PAULDING, AND
WILLIAMS COUNTIES, OHIO

Date: Dec 15, 2014

The Council of Chesterfield Twp, Fulton County,
City/Village

Ohio met on the above date with 3 members present.

James Stubbins moved the adoption of the following Resolution:

WHEREAS, pursuant to Ohio Revised Code Section 3734.55, the Joint District Policy Committee has updated a Solid Waste Management Plan for the Joint District on October 23, 2014; and

WHEREAS, the Joint District requests legislative action supporting the adoption of this plan; now therefore be it

RESOLVED, that the Council of Chesterfield Twp do hereby support the adoption of the Solid Waste Management Plan Update for the Joint Solid Waste Management District of Defiance, Fulton, Paulding and Williams Counties, Ohio.

Paul Holman seconded the above resolution and the roll being called upon the question of the adoption of the plan, the vote resulted as follows:

FOR: 3

AGAINST: 0

MOTION CARRIED

MOTION REJECTED

Peggy Volkman
Clerk Chesterfield Township

received
1-12-15 UB

RESOLUTION: IN THE MATTER OF:

APPROVAL OF THE SOLID WASTE MANAGEMENT PLAN
UPDATE FOR THE JOINT SOLID WASTE MANAGEMENT
DISTRICT OF DEFIANCE, FULTON, PAULDING, AND
WILLIAMS COUNTIES, OHIO.

DATE: January 8, 2015

The Board of Township Trustees of Clinton Township,
Fulton County, Ohio met on the above date with the following members present:

Leonard Richer Larry Neuenschwander

Larry Neuenschwander moved the adoption of the following Resolution:

WHEREAS, pursuant to Ohio Revised Code Section 3734.55, the Joint District Policy
Committee has updated a Solid Waste Management Plan for the Joint District on October 23,
2014; and

WHEREAS, the Joint District, requests legislative action supporting the adoption of this
plan; now therefore be it

RESOLVED, that the Board of Township Trustees of Clinton Township
do hereby support the adoption of the Solid Waste Management Plan Update for the Joint Solid
Waste Management District of Defiance, Fulton, Paulding and Williams Counties, Ohio.

Leonard Richer seconded the above resolution and the roll being called upon the question of the
adoption of the plan, the vote resulted as follows:

Leonard Richer

Leonard Richer YES

Larry Neuenschwander

Larry Neuenschwander YES

MOTION CARRIED

Judith A. Warner
Fiscal Officer

Received
12.2.14 UB

RESOLUTION: IN THE MATTER OF:

APPROVAL OF THE SOLID WASTE MANAGEMENT PLAN
UPDATE FOR THE JOINT SOLID WASTE MANAGEMENT
DISTRICT OF DEFIANCE, FULTON, PAULDING, AND
WILLIAMS COUNTIES, OHIO.

DATE: 11/24, 20 14

The Board of Township Trustees of Dover Township,
Fulton County, Ohio met on the above date with the following members
present:

Steve Gustwiller Ken Clark Larry Burkholder

Ken Clark moved the adoption of the following Resolution:

WHEREAS, pursuant to Ohio Revised Code Section 3734.55, the Joint District Policy
Committee has updated a Solid Waste Management Plan for the Joint District on October 23,
2014; and

WHEREAS, the Joint District, requests legislative action supporting the adoption of this
plan; now therefore be it

RESOLVED, that the Board of Township Trustees of Dover
Township do hereby support the adoption of the Solid Waste Management Plan Update for the
Joint Solid Waste Management District of Defiance, Fulton, Paulding and Williams Counties,
Ohio.

Larry Burkholder seconded the above resolution and the roll being called
upon the question of the adoption of the plan, the vote resulted as follows:

Stephen M. Gustwiller yes

Clark yes

Larry Burkholder yes

MOTION CARRIED ✓

MOTION REJECTED

Susan Dieringer
Clerk

received
1.16.15 UB

RESOLUTION: IN THE MATTER OF:

APPROVAL OF THE SOLID WASTE MANAGEMENT PLAN
UPDATE FOR THE JOINT SOLID WASTE MANAGEMENT
DISTRICT OF DEFIANCE, FULTON, PAULDING, AND
WILLIAMS COUNTIES, OHIO

Date: 1-12, 2015

The Council of Franklin Township, Fulton County,
City/Village

Ohio met on the above date with 3 members present.

Robert moved the adoption of the following Resolution:

WHEREAS, pursuant to Ohio Revised Code Section 3734.55, the Joint District Policy Committee has updated a Solid Waste Management Plan for the Joint District on October 23, 2014; and

WHEREAS, the Joint District requests legislative action supporting the adoption of this plan; now therefore be it

RESOLVED, that the Council of Franklin Township do hereby support the adoption of the Solid Waste Management Plan Update for the Joint Solid Waste Management District of Defiance, Fulton, Paulding and Williams Counties, Ohio.

Mike seconded the above resolution and the roll being called upon the question of the adoption of the plan, the vote resulted as follows:

FOR: X

AGAINST:

MOTION CARRIED
MOTION REJECTED

[Signature]
Clerk

RESOLUTION: IN THE MATTER OF:

APPROVAL OF THE SOLID WASTE MANAGEMENT PLAN
UPDATE FOR THE JOINT SOLID WASTE MANAGEMENT
DISTRICT OF DEFIANCE, FULTON, PAULDING, AND
WILLIAMS COUNTIES, OHIO.

DATE: 02-05, 2015

The Board of Township Trustees of Fulton Township,
Fulton County, Ohio met on the above date with the following members
present:

Scott Gillen Bernard Wanner Joe Gombash

Joe Gombash moved the adoption of the following Resolution:

WHEREAS, pursuant to Ohio Revised Code Section 3734.55, the Joint District Policy
Committee has updated a Solid Waste Management Plan for the Joint District on October 23,
2014; and

WHEREAS, the Joint District, requests legislative action supporting the adoption of this
plan; now therefore be it

RESOLVED, that the Board of Township Trustees of Fulton
Township do hereby support the adoption of the Solid Waste Management Plan Update for the
Joint Solid Waste Management District of Defiance, Fulton, Paulding and Williams Counties,
Ohio.

Scott Gillen seconded the above resolution and the roll being called
upon the question of the adoption of the plan, the vote resulted as follows:

Scott Gillen yes
Bernard Wanner yes
Joe E Gombash yes

MOTION CARRIED

MOTION REJECTED

RECEIVED

MAR 21 2015

FULTON COUNTY
PUBLIC UTILITIES

David Reint

Fiscal Officer

RESOLUTION: IN THE MATTER OF:

APPROVAL OF THE SOLID WASTE MANAGEMENT PLAN UPDATE FOR THE JOINT SOLID WASTE MANAGEMENT DISTRICT OF DEFIANCE, FULTON, PAULDING, AND WILLIAMS COUNTIES, OHIO.

DATE: November 10, 2014

The Board of Township Trustees of German Township Township, Fulton County, Ohio met on the above date with the following members present:

Bruce Kauba Randy Ruffer Kenneth Leupp

Kenneth Leupp moved the adoption of the following Resolution:

WHEREAS, pursuant to Ohio Revised Code Section 3734.55, the Joint District Policy Committee has updated a Solid Waste Management Plan for the Joint District on October 23, 2014; and

WHEREAS, the Joint District, requests legislative action supporting the adoption of this plan; now therefore be it

RESOLVED, that the Board of Township Trustees of German Township do hereby support the adoption of the Solid Waste Management Plan Update for the Joint Solid Waste Management District of Defiance, Fulton, Paulding and Williams Counties, Ohio.

Randy Ruffer seconded the above resolution and the roll being called upon the question of the adoption of the plan, the vote resulted as follows:

Bruce Kauba yes
Randy Ruffer yes
Kenneth Leupp yes

MOTION CARRIED

MOTION REJECTED

Keith Shatt
Clerk

received
11-19-14 JB

RESOLUTION: IN THE MATTER OF:

APPROVAL OF THE SOLID WASTE MANAGEMENT PLAN
UPDATE FOR THE JOINT SOLID WASTE MANAGEMENT
DISTRICT OF DEFIANCE, FULTON, PAULDING, AND
WILLIAMS COUNTIES, OHIO.

DATE: November 17, 20 14

The Board of Township Trustees of Gorham Township,
Fulton County, Ohio met on the above date with the following members
present:

Trevor Hibbard Randy Merillat William McKinney

Mr. Hibbard moved the adoption of the following Resolution:

WHEREAS, pursuant to Ohio Revised Code Section 3734.55, the Joint District Policy
Committee has updated a Solid Waste Management Plan for the Joint District on October 23,
2014; and

WHEREAS, the Joint District, requests legislative action supporting the adoption of this
plan; now therefore be it

RESOLVED, that the Board of Township Trustees of Gorham
Township do hereby support the adoption of the Solid Waste Management Plan Update for the
Joint Solid Waste Management District of Defiance, Fulton, Paulding and Williams Counties,
Ohio.

Mr. McKinney seconded the above resolution and the roll being called
upon the question of the adoption of the plan, the vote resulted as follows:

<u>Trevor Hibbard</u>	<u>yes</u>
<u>Randy Merillat.</u>	<u>No</u>
<u>William McKinney</u>	<u>yes</u>

MOTION CARRIED

MOTION REJECTED

ME JB
Clerk

received
1-2-15 UB

RESOLUTION: IN THE MATTER OF:

APPROVAL OF THE SOLID WASTE MANAGEMENT PLAN
UPDATE FOR THE JOINT SOLID WASTE MANAGEMENT
DISTRICT OF DEFIANCE, FULTON, PAULDING, AND
WILLIAMS COUNTIES, OHIO

Date: DECEMBER 30, 2014

The Council of PIKE TOWNSHIP, FULTON County,
City/Village

Ohio met on the above date with 3 members present.

TED HOWARD moved the adoption of the following Resolution:

WHEREAS, pursuant to Ohio Revised Code Section 3734.55, the Joint District Policy Committee has updated a Solid Waste Management Plan for the Joint District on October 23, 2014; and

WHEREAS, the Joint District requests legislative action supporting the adoption of this plan; now therefore be it

RESOLVED, that the Council of PIKE TOWNSHIP do hereby support the adoption of the Solid Waste Management Plan Update for the Joint Solid Waste Management District of Defiance, Fulton, Paulding and Williams Counties, Ohio.

CARL BUEHRER seconded the above resolution and the roll being called upon the question of the adoption of the plan, the vote resulted as follows:

FOR: 3

AGAINST: 0

MOTION CARRIED

MOTION REJECTED

Donna N. Savage
Clerk

received
12.1.14 UB

RESOLUTION: IN THE MATTER OF:

APPROVAL OF THE SOLID WASTE MANAGEMENT PLAN
UPDATE FOR THE JOINT SOLID WASTE MANAGEMENT
DISTRICT OF DEFIANCE, FULTON, PAULDING, AND
WILLIAMS COUNTIES, OHIO.

DATE: November 17, 2014

The Board of Township Trustees of Royalton Township,
Fulton County, Ohio met on the above date with the following members
present:

Steve Gillespie Bill Smith R.J. Lumbrezer

Steve Gillespie moved the adoption of the following Resolution:

WHEREAS, pursuant to Ohio Revised Code Section 3734.55, the Joint District Policy
Committee has updated a Solid Waste Management Plan for the Joint District on October 23,
2014; and

WHEREAS, the Joint District, requests legislative action supporting the adoption of this
plan; now therefore be it

RESOLVED, that the Board of Township Trustees of Royalton
Township do hereby support the adoption of the Solid Waste Management Plan Update for the
Joint Solid Waste Management District of Defiance, Fulton, Paulding and Williams Counties,
Ohio.

RJ Lumbrezer seconded the above resolution and the roll being called
upon the question of the adoption of the plan, the vote resulted as follows:

<u>Steve Gillespie</u>	<u>yes</u>
<u>Bill Smith</u>	<u>yes</u>
<u>RJ Lumbrezer</u>	<u>yes</u>

MOTION CARRIED

~~MOTION REJECTED~~

Joe Sumner
Clerk Fiscal Officer

RESOLUTION: IN THE MATTER OF:

APPROVAL OF THE SOLID WASTE MANAGEMENT PLAN
UPDATE FOR THE JOINT SOLID WASTE MANAGEMENT
DISTRICT OF DEFIANCE, FULTON, PAULDING, AND
WILLIAMS COUNTIES, OHIO.

DATE: November 17, 2014

The Board of Township Trustees of Swan Creek Township,
Fulton County, Ohio met on the above date with the following members
present:

Pamela Moore Bon Holdeman Rick Kazmierczak

Trustee Moore moved the adoption of the following Resolution:

WHEREAS, pursuant to Ohio Revised Code Section 3734.55, the Joint District Policy
Committee has updated a Solid Waste Management Plan for the Joint District on October 23,
2014; and

WHEREAS, the Joint District, requests legislative action supporting the adoption of this
plan; now therefore be it

RESOLVED, that the Board of Township Trustees of Swan Creek
Township do hereby support the adoption of the Solid Waste Management Plan Update for the
Joint Solid Waste Management District of Defiance, Fulton, Paulding and Williams Counties,
Ohio.

Trustee Holdeman seconded the above resolution and the roll being called
upon the question of the adoption of the plan, the vote resulted as follows:

<u>Pamela Moore</u>	<u>yea</u>
<u>Bon Holdeman</u>	<u>yea</u>
<u>Rick Kazmierczak</u>	<u>yea</u>

MOTION CARRIED

MOTION REJECTED

Don Whitley
Clerk

Received
11.17.14 JB

RESOLUTION: IN THE MATTER OF:
2014-24

APPROVAL OF THE SOLID WASTE MANAGEMENT PLAN
UPDATE FOR THE JOINT SOLID WASTE MANAGEMENT
DISTRICT OF DEFIANCE, FULTON, PAULDING, AND
WILLIAMS COUNTIES, OHIO.

DATE: 11-12, 2014

The Board of Township Trustees of York Township,
Fulton County, Ohio met on the above date with the following members
present:

Robert Trowbridge Thomas Tedrow Jeffrey Mazurowski

Thomas Tedrow moved the adoption of the following Resolution:

WHEREAS, pursuant to Ohio Revised Code Section 3734.55, the Joint District Policy
Committee has updated a Solid Waste Management Plan for the Joint District on October 23,
2014; and

WHEREAS, the Joint District, requests legislative action supporting the adoption of this
plan; now therefore be it

RESOLVED, that the Board of Township Trustees of York
Township do hereby support the adoption of the Solid Waste Management Plan Update for the
Joint Solid Waste Management District of Defiance, Fulton, Paulding and Williams Counties,
Ohio.

Jeffrey Mazurowski seconded the above resolution and the roll being called
upon the question of the adoption of the plan, the vote resulted as follows:

Robert Trowbridge yea
Thomas C Tedrow yea
Jeffrey Mazurowski yea

MOTION CARRIED
MOTION REJECTED

Karen Miller
Clerk

Resolution No. 1300-14

A RESOLUTION APPROVING THE SOLID WASTE MANAGEMENT PLAN UPDATE FOR THE JOINT SOLID WASTE MANAGEMENT DISTRICT OF DEFIANCE, FULTON, PAULDING, AND WILLIAMS COUNTIES, OHIO

WHEREAS, pursuant to Ohio Revised Code Section 3734.55, the Joint District Policy Committee has updated a Solid Waste Management Plan for the Joint District on October 23, 2014; and

WHEREAS, the Joint District requests legislative action supporting the adoption of this plan.

NOW, THEREFORE, be it RESOLVED by the Village Council of the Village of Paulding, Ohio that:


The Village Council of the Village of Paulding, Ohio, declares its support for the adoption of the Solid Waste Management Plan Update for the Joint Solid Waste Management District of Defiance, Fulton, Paulding and Williams Counties, Ohio.

PASSED: 12/15/14



Mayor

ATTEST:



Clerk-Treasurer

1st Reading: _____

2nd Reading: _____

3rd Reading: _____

(Or) Rules Suspended: 12/15/14

received
12.18.14 UB

RESOLUTION NO. 2014-13

**A RESOLUTION APPROVING THE SOLID WASTE MANAGEMENT PLAN
UPDATE FOR THE JOINT SOLID WASTE MANAGEMENT DISTRICT
OF DEFIANCE, FULTON, PAULDING, AND WILLIAMS COUNTIES, OHIO;
AND DECLARING THE SAME AN EMERGENCY**

WHEREAS, pursuant to Ohio Revised Code Section 3734.55, the Joint District Policy Committee has updated a Solid Waste Management Plan for the Joint District on October 23, 2014; and

WHEREAS, the Joint District requests legislative action supporting the adoption of this plan.


NOW THEREFORE, BE IT RESOLVED BY THE VILLAGE OF ANTWERP, PAULDING COUNTY, OHIO:


Section 1. That the Council of the Village of Antwerp, Ohio hereby supports the adoption of the Solid Waste Management Plan Update for the Joint Solid Waste Management District of Defiance, Fulton, Paulding and Williams Counties, Ohio.

Section 2. It is found and determined that all formal actions of the Council concerning and relating to the passage of this Resolution were adopted in open meetings of this Council, and that all deliberations of the Council and of any of its committees that resulted in such formal action, were in meetings open to the public, in compliance with all legal requirements including all lawful ordinances, resolutions and any applicable provisions of O.R.C. Section 121.22.

Section 3. This Resolution is hereby declared to be an emergency measure necessary for the immediate preservation of the public health, safety and welfare of the Village and for the further reason that it is necessary to pass this Resolution in the time frame required to review the plan referenced herein pursuant to Ohio Revised Code Section 3734.55, and this Resolution shall be in full force and effect immediately after its passage; otherwise, it shall take effect and be in force after the earliest period allowed by law.

ENACTED THIS 15th day of December, 2014.


Tom VanVlerah, Mayor
Village of Antwerp

Attest:

Loretta Baker, Fiscal Officer



RESOLUTION: IN THE MATTER OF:

APPROVAL OF THE SOLID WASTE MANAGEMENT PLAN
UPDATE FOR THE JOINT SOLID WASTE MANAGEMENT
DISTRICT OF DEFIANCE, FULTON, PAULDING, AND
WILLIAMS COUNTIES, OHIO

Date: January 19, 2015

The Council of Cecil, Paulding County,
City/Village

Ohio met on the above date with 4 members present.

Rolando Ceballos moved the adoption of the following Resolution:

WHEREAS, pursuant to Ohio Revised Code Section 3734.55, the Joint District Policy Committee has updated a Solid Waste Management Plan for the Joint District on October 23, 2014; and

WHEREAS, the Joint District requests legislative action supporting the adoption of this plan; now therefore be it

RESOLVED, that the Council of Village of Cecil do hereby support the adoption of the Solid Waste Management Plan Update for the Joint Solid Waste Management District of Defiance, Fulton, Paulding and Williams Counties, Ohio.

Maxine Keegan seconded the above resolution and the roll being called upon the question of the adoption of the plan, the vote resulted as follows:

FOR: 4

AGAINST: 0

MOTION CARRIED
MOTION REJECTED

Andrea Turner
Clerk

RESOLUTION: IN THE MATTER OF:

APPROVAL OF THE SOLID WASTE MANAGEMENT PLAN
UPDATE FOR THE JOINT SOLID WASTE MANAGEMENT
DISTRICT OF DEFIANCE, FULTON, PAULDING, AND
WILLIAMS COUNTIES, OHIO

Date: NOVEMBER 25, 2014

The Council of GROVER HILL, PAULDING County,
City/Village

Ohio met on the above date with 5 members present.

John Wilkin moved the adoption of the following Resolution:

WHEREAS, pursuant to Ohio Revised Code Section 3734.55, the Joint District Policy Committee has updated a Solid Waste Management Plan for the Joint District on October 23, 2014; and

WHEREAS, the Joint District requests legislative action supporting the adoption of this plan; now therefore be it

RESOLVED, that the Council of the Village of Grover Hill do hereby support the adoption of the Solid Waste Management Plan Update for the Joint Solid Waste Management District of Defiance, Fulton, Paulding and Williams Counties, Ohio.

PAT COMER seconded the above resolution and the roll being called upon the question of the adoption of the plan, the vote resulted as follows:

FOR: 5

AGAINST: 0

MOTION CARRIED

MOTION REJECTED

Sessie Morris, F.O.
Clerk

received
11.14.14 UB

RESOLUTION: IN THE MATTER OF:

APPROVAL OF THE SOLID WASTE MANAGEMENT PLAN
UPDATE FOR THE JOINT SOLID WASTE MANAGEMENT
DISTRICT OF DEFIANCE, FULTON, PAULDING, AND
WILLIAMS COUNTIES, OHIO

Date: November 10, 2014

The Council of Village of Haviland, Paulding County,
City/Village

Ohio met on the above date with 5 members present.

Ed Ruger moved the adoption of the following Resolution:

WHEREAS, pursuant to Ohio Revised Code Section 3734.55, the Joint District Policy Committee has updated a Solid Waste Management Plan for the Joint District on October 23, 2014; and

WHEREAS, the Joint District requests legislative action supporting the adoption of this plan; now therefore be it

RESOLVED, that the Council of Village of Haviland do hereby support the adoption of the Solid Waste Management Plan Update for the Joint Solid Waste Management District of Defiance, Fulton, Paulding and Williams Counties, Ohio.

Larry Lewis seconded the above resolution and the roll being called upon the question of the adoption of the plan, the vote resulted as follows:

FOR: 5

AGAINST: 0

MOTION CARRIED

MOTION REJECTED

Sandra Stoller
Clerk

received
11.14.14 ub

RESOLUTION: IN THE MATTER OF:

APPROVAL OF THE SOLID WASTE MANAGEMENT PLAN
UPDATE FOR THE JOINT SOLID WASTE MANAGEMENT
DISTRICT OF DEFIANCE, FULTON, PAULDING, AND
WILLIAMS COUNTIES, OHIO

Date: Nov. 10, 2014

The Council of Village of Latty Paulding County,
City/Village

Ohio met on the above date with 6 members present.

E. Adkins moved the adoption of the following Resolution:

WHEREAS, pursuant to Ohio Revised Code Section 3734.55, the Joint District Policy Committee has updated a Solid Waste Management Plan for the Joint District on October 23, 2014; and

WHEREAS, the Joint District requests legislative action supporting the adoption of this plan; now therefore be it

RESOLVED, that the Council of Latty do hereby support the adoption of the Solid Waste Management Plan Update for the Joint Solid Waste Management District of Defiance, Fulton, Paulding and Williams Counties, Ohio.

R. Miller seconded the above resolution and the roll being called upon the question of the adoption of the plan, the vote resulted as follows:

FOR: 6
AGAINST: 0

MOTION CARRIED

MOTION REJECTED

Kay Miller
Clerk

RESOLUTION: IN THE MATTER OF:

14-03

APPROVAL OF THE SOLID WASTE MANAGEMENT PLAN UPDATE FOR THE JOINT SOLID WASTE MANAGEMENT DISTRICT OF DEFIANCE, FULTON, PAULDING, AND WILLIAMS COUNTIES, OHIO

Date: 11/17/14, 20

The Council of Village of Melrose, Paulding County, City/Village

Ohio met on the above date with 5 members present.

Judith Bair moved the adoption of the following Resolution:

WHEREAS, pursuant to Ohio Revised Code Section 3734.55, the Joint District Policy Committee has updated a Solid Waste Management Plan for the Joint District on October 23, 2014; and

WHEREAS, the Joint District requests legislative action supporting the adoption of this plan; now therefore be it

RESOLVED, that the Council of Village of Melrose do hereby support the adoption of the Solid Waste Management Plan Update for the Joint Solid Waste Management District of Defiance, Fulton, Paulding and Williams Counties, Ohio.

Ed Thacker seconded the above resolution and the roll being called upon the question of the adoption of the plan, the vote resulted as follows:

FOR: 5

AGAINST: _____

MOTION CARRIED

MOTION REJECTED

Virginia E. Scherer Clerk

RESOLUTION: IN THE MATTER OF:

APPROVAL OF THE SOLID WASTE MANAGEMENT PLAN UPDATE FOR THE JOINT SOLID WASTE MANAGEMENT DISTRICT OF DEFIANCE, FULTON, PAULDING, AND WILLIAMS COUNTIES, OHIO

Date: January 19, 2015

The Council of Village of Oakwood Paulding County, City/Village

Ohio met on the above date with 6 members present.

Jen Ashbacher moved the adoption of the following Resolution:

WHEREAS, pursuant to Ohio Revised Code Section 3734.55, the Joint District Policy Committee has updated a Solid Waste Management Plan for the Joint District on October 23, 2014; and

WHEREAS, the Joint District requests legislative action supporting the adoption of this plan; now therefore be it

RESOLVED, that the Council of Oakwood do hereby support the adoption of the Solid Waste Management Plan Update for the Joint Solid Waste Management District of Defiance, Fulton, Paulding and Williams Counties, Ohio.

Brent Meeker seconded the above resolution and the roll being called upon the question of the adoption of the plan, the vote resulted as follows:

FOR: 6

AGAINST: 0

MOTION CARRIED

MOTION REJECTED

Susan Bauer Clerk Fiscal Officer

2005-A

RESOLUTION: IN THE MATTER OF:

APPROVAL OF THE SOLID WASTE MANAGEMENT PLAN
UPDATE FOR THE JOINT SOLID WASTE MANAGEMENT
DISTRICT OF DEFIANCE, FULTON, PAULDING, AND
WILLIAMS COUNTIES, OHIO

Date: January 12, 2015

The Council of VILLAGE OF PAYNE, PAULDING County,
City/Village

Ohio met on the above date with 5 members present.

SPEICE moved the adoption of the following Resolution:

WHEREAS, pursuant to Ohio Revised Code Section 3734.55, the Joint District Policy Committee has updated a Solid Waste Management Plan for the Joint District on October 23, 2014; and

WHEREAS, the Joint District requests legislative action supporting the adoption of this plan; now therefore be it

RESOLVED, that the Council of VILLAGE OF PAYNE do hereby support the adoption of the Solid Waste Management Plan Update for the Joint Solid Waste Management District of Defiance, Fulton, Paulding and Williams Counties, Ohio.

CROWLEY seconded the above resolution and the roll being called upon the question of the adoption of the plan, the vote resulted as follows:

FOR: 5

AGAINST: 0

MOTION CARRIED

MOTION REJECTED

Cheryl A. Hatter
Clerk

received
2-19-15 UB

RESOLUTION: IN THE MATTER OF:

APPROVAL OF THE SOLID WASTE MANAGEMENT PLAN
UPDATE FOR THE JOINT SOLID WASTE MANAGEMENT
DISTRICT OF DEFIANCE, FULTON, PAULDING, AND
WILLIAMS COUNTIES, OHIO

Date: February 12, 20 15

The Council of Scott Village, Van Weert / County,
City/Village Paulding

Ohio met on the above date with 6 members present.

Deb Taelton moved the adoption of the following Resolution:

WHEREAS, pursuant to Ohio Revised Code Section 3734.55, the Joint District Policy Committee has updated a Solid Waste Management Plan for the Joint District on October 23, 2014; and

WHEREAS, the Joint District requests legislative action supporting the adoption of this plan; now therefore be it

RESOLVED, that the Council of Scott Village do hereby support the adoption of the Solid Waste Management Plan Update for the Joint Solid Waste Management District of Defiance, Fulton, Paulding and Williams Counties, Ohio.

Christophe Martinez seconded the above resolution and the roll being called upon the question of the adoption of the plan, the vote resulted as follows:

FOR: 6
AGAINST: 0

MOTION CARRIED

MOTION REJECTED

Hilary S Yoder

Clerk

received
12/22/14 h

Journal 54
Page 311

IN THE MATTER OF APPROVAL OF THE SOLID WASTE MANAGEMENT PLAN UPDATE FOR THE JOINT SOLID WASTE MANAGEMENT DISTRICT OF DEFIANCE, FULTON, PAULDING, AND WILLIAMS COUNTIES, OHIO

Office of the Board of County Commissioners
Paulding County, Ohio
November 12, 2014

This 12th day of November, 2014, the Board of County Commissioners met in regular session with the following members present:

Tony Zartman, Roy Klopfenstein, Fred Pieper, and Nola Ginter, Clerk

Mr. Roy Klopfenstein moved to adopt the following resolution:

WHEREAS, pursuant to Ohio Revised Code Section 3734.55, the Joint District Policy Committee has updated a Solid Waste Management Plan for the Joint District on October 23, 2014; and

WHEREAS, the Joint District requests legislative action supporting the adoption of this plan; now, therefore

BE IT RESOLVED, that the Board of County Commissioners does hereby support the adoption of the Solid Waste Management Plan Update for the Joint Solid Waste Management District of Defiance, Fulton, Paulding, and Williams Counties, Ohio.

The motion was seconded by Mr. Fred Pieper. Upon the call of the roll, the following vote resulted:

Fred Pieper yes
Roy Klopfenstein yes
Tony Zartman yes
PAULDING COUNTY COMMISSIONERS

ATTEST: Nola Ginter Clerk
Adopted: November 12, 2014

CC: Jt. Solid Waste District, 500 Court Street, Suite E, Defiance OH 43512

Received
12.14.14 JB

RESOLUTION: IN THE MATTER OF:

APPROVAL OF THE SOLID WASTE MANAGEMENT PLAN
UPDATE FOR THE JOINT SOLID WASTE MANAGEMENT
DISTRICT OF DEFIANCE, FULTON, PAULDING, AND
WILLIAMS COUNTIES, OHIO.

DATE: November 24, 2014

The Board of Township Trustees of Auglaize Township,
Paulding County, Ohio met on the above date with the following members
present:

Bill Wiles Ceene Weidenhamer Herald Yeuser

Mr. Ceene Weidenhamer moved the adoption of the following Resolution:

WHEREAS, pursuant to Ohio Revised Code Section 3734.55, the Joint District Policy
Committee has updated a Solid Waste Management Plan for the Joint District on October 23,
2014; and

WHEREAS, the Joint District, requests legislative action supporting the adoption of this
plan; now therefore be it

RESOLVED, that the Board of Township Trustees of Auglaize
Township do hereby support the adoption of the Solid Waste Management Plan Update for the
Joint Solid Waste Management District of Defiance, Fulton, Paulding and Williams Counties,
Ohio.

Mr. Herald Yeuser seconded the above resolution and the roll being called
upon the question of the adoption of the plan, the vote resulted as follows:

<u>Bill Wiles</u>	<u>AYE</u>
<u>Ceene Weidenhamer</u>	<u>AYE</u>
<u>Herald E. Yeuser</u>	<u> </u>

MOTION CARRIED

MOTION REJECTED

Dee A. Beecher
Clerk

received
11.17.14 us

RESOLUTION: IN THE MATTER OF:

APPROVAL OF THE SOLID WASTE MANAGEMENT PLAN
UPDATE FOR THE JOINT SOLID WASTE MANAGEMENT
DISTRICT OF DEFIANCE, FULTON, PAULDING, AND
WILLIAMS COUNTIES, OHIO.

DATE: 11-10, 2014

The Board of Township Trustees of Benton Township,
Paulding County, Ohio met on the above date with the following members
present:

Randy W. Noggle Joseph W Thome Mark A. Crosby

Randy W. Noggle moved the adoption of the following Resolution:

WHEREAS, pursuant to Ohio Revised Code Section 3734.55, the Joint District Policy
Committee has updated a Solid Waste Management Plan for the Joint District on October 23,
2014; and

WHEREAS, the Joint District, requests legislative action supporting the adoption of this
plan; now therefore be it

RESOLVED, that the Board of Township Trustees of Benton Township
Township do hereby support the adoption of the Solid Waste Management Plan Update for the
Joint Solid Waste Management District of Defiance, Fulton, Paulding and Williams Counties,
Ohio.

MARK A. Crosby seconded the above resolution and the roll being called
upon the question of the adoption of the plan, the vote resulted as follows:

<u>Randy W. Noggle</u>	<u>yes</u>
<u>Joseph W. Thome</u>	<u>yes</u>
<u>MARK A. Crosby</u>	<u>yes</u>

MOTION CARRIED ✓

MOTION REJECTED

Julie Singer
Clerk

received
11-23-15 UP

RESOLUTION: IN THE MATTER OF:

APPROVAL OF THE SOLID WASTE MANAGEMENT PLAN
UPDATE FOR THE JOINT SOLID WASTE MANAGEMENT
DISTRICT OF DEFIANCE, FULTON, PAULDING, AND
WILLIAMS COUNTIES, OHIO.

DATE: 11-25, 20 14

The Board of Township Trustees of Blue Creek Township,
Paulding County, Ohio met on the above date with the following members
present:

Jammie Hughes Doug Laukhof

Jammie Hughes moved the adoption of the following Resolution:

WHEREAS, pursuant to Ohio Revised Code Section 3734.55, the Joint District Policy
Committee has updated a Solid Waste Management Plan for the Joint District on October 23,
2014; and

WHEREAS, the Joint District, requests legislative action supporting the adoption of this
plan; now therefore be it

RESOLVED, that the Board of Township Trustees of Blue Creek
Township do hereby support the adoption of the Solid Waste Management Plan Update for the
Joint Solid Waste Management District of Defiance, Fulton, Paulding and Williams Counties,
Ohio.

Doug Laukhof seconded the above resolution and the roll being called
upon the question of the adoption of the plan, the vote resulted as follows:

Douglas R. Laukhof yes
Jammie L. Hughes Yes

MOTION CARRIED
MOTION REJECTED

[Signature]
Clerk

received
12-18-14 UB

RESOLUTION: IN THE MATTER OF:

APPROVAL OF THE SOLID WASTE MANAGEMENT PLAN
UPDATE FOR THE JOINT SOLID WASTE MANAGEMENT
DISTRICT OF DEFIANCE, FULTON, PAULDING, AND
WILLIAMS COUNTIES, OHIO.

DATE: Nov. 25, 2014

The Board of Township Trustees of BROWN Township,
Paulding County, Ohio met on the above date with the following members
present:

Daniel R. Thomas Steven B. Porter MARTY ADAMS

Steven B. Porter moved the adoption of the following Resolution:

WHEREAS, pursuant to Ohio Revised Code Section 3734.55, the Joint District Policy
Committee has updated a Solid Waste Management Plan for the Joint District on October 23,
2014; and

WHEREAS, the Joint District, requests legislative action supporting the adoption of this
plan; now therefore be it

RESOLVED, that the Board of Township Trustees of BROWN
Township do hereby support the adoption of the Solid Waste Management Plan Update for the
Joint Solid Waste Management District of Defiance, Fulton, Paulding and Williams Counties,
Ohio.

Daniel R. Thomas seconded the above resolution and the roll being called
upon the question of the adoption of the plan, the vote resulted as follows:

<u>Daniel R. Thomas</u>	<u>yes</u>
<u>Marty Adams</u>	<u>yes</u>
<u>Steven B. Porter</u>	<u>yes</u>

MOTION CARRIED

MOTION REJECTED

Cheryl A. Hatter
Clerk

Received
11.14.14 UB

#204-4

RESOLUTION: IN THE MATTER OF:

APPROVAL OF THE SOLID WASTE MANAGEMENT PLAN
UPDATE FOR THE JOINT SOLID WASTE MANAGEMENT
DISTRICT OF DEFIANCE, FULTON, PAULDING, AND
WILLIAMS COUNTIES, OHIO.

DATE: November 10, 2014

The Board of Township Trustees of Carrvill Township,
Paulding County, Ohio met on the above date with the following members
present:

Greg P. Hughes John B. Wyckoff Joseph B. Barker

Barker moved the adoption of the following Resolution:

WHEREAS, pursuant to Ohio Revised Code Section 3734.55, the Joint District Policy
Committee has updated a Solid Waste Management Plan for the Joint District on October 23,
2014; and

WHEREAS, the Joint District, requests legislative action supporting the adoption of this
plan; now therefore be it

RESOLVED, that the Board of Township Trustees of Carrvill
Township do hereby support the adoption of the Solid Waste Management Plan Update for the
Joint Solid Waste Management District of Defiance, Fulton, Paulding and Williams Counties,
Ohio.

Hughes seconded the above resolution and the roll being called
upon the question of the adoption of the plan, the vote resulted as follows:

<u>Greg Hughes</u>	<u>Aye</u>
<u>Joseph B. Barker</u>	<u>Aye</u>
<u>John B. Wyckoff</u>	<u>Aye</u>

MOTION CARRIED
MOTION REJECTED

Jwila Demongot
Clerk

12.5.14 UB

RESOLUTION: IN THE MATTER OF:

APPROVAL OF THE SOLID WASTE MANAGEMENT PLAN UPDATE FOR THE JOINT SOLID WASTE MANAGEMENT DISTRICT OF DEFIANCE, FULTON, PAULDING, AND WILLIAMS COUNTIES, OHIO.

DATE: November 17, 2014

The Board of Township Trustees of Crane Township Township, Paulding County, Ohio met on the above date with the following members present:

Charles Simpson Joe Sukup Michael Meyer

Joe Sukup moved the adoption of the following Resolution:

WHEREAS, pursuant to Ohio Revised Code Section 3734.55, the Joint District Policy Committee has updated a Solid Waste Management Plan for the Joint District on October 23, 2014; and


WHEREAS, the Joint District, requests legislative action supporting the adoption of this plan; now therefore be it

RESOLVED, that the Board of Township Trustees of Crane Township Township do hereby support the adoption of the Solid Waste Management Plan Update for the Joint Solid Waste Management District of Defiance, Fulton, Paulding and Williams Counties, Ohio.

Charles Simpson seconded the above resolution and the roll being called upon the question of the adoption of the plan, the vote resulted as follows:

<u>Simpson, Charles</u>	Aye
<u>Sukup, Joe</u>	Aye
<u>Meyer, Michael</u>	Aye

MOTION CARRIED
MOTION REJECTED



Kristine M. Stuart
Clerk

received
12.4.14 UB

RESOLUTION: IN THE MATTER OF:

APPROVAL OF THE SOLID WASTE MANAGEMENT PLAN
UPDATE FOR THE JOINT SOLID WASTE MANAGEMENT
DISTRICT OF DEFIANCE, FULTON, PAULDING, AND
WILLIAMS COUNTIES, OHIO.

DATE: November 25, 2014

The Board of Township Trustees of Emerald Township Township,
Paulding County, Ohio met on the above date with the following members
present:

Rick Weippert Greg Adkins Kevin Anderson

Rick Weippert moved the adoption of the following Resolution:

WHEREAS, pursuant to Ohio Revised Code Section 3734.55, the Joint District Policy
Committee has updated a Solid Waste Management Plan for the Joint District on October 23,
2014; and

WHEREAS, the Joint District, requests legislative action supporting the adoption of this
plan; now therefore be it

RESOLVED, that the Board of Township Trustees of Emerald
Township do hereby support the adoption of the Solid Waste Management Plan Update for the
Joint Solid Waste Management District of Defiance, Fulton, Paulding and Williams Counties,
Ohio.

Kevin Anderson seconded the above resolution and the roll being called
upon the question of the adoption of the plan, the vote resulted as follows:

<u>Rick Weippert</u>	<u>yes</u>
<u>Greg Adkins</u>	<u>yes</u>
<u>Kevin Anderson</u>	<u>yes</u>

MOTION CARRIED

~~MOTION REJECTED~~

Chris Ferris
Clerk

received
11-26-14 JB

RESOLUTION: IN THE MATTER OF:

APPROVAL OF THE SOLID WASTE MANAGEMENT PLAN
UPDATE FOR THE JOINT SOLID WASTE MANAGEMENT
DISTRICT OF DEFIANCE, FULTON, PAULDING, AND
WILLIAMS COUNTIES, OHIO.

DATE: NOVEMBER 12, 2014

The Board of Township Trustees of HARRISON Township,
PAULDING County, Ohio met on the above date with the following members
present:

EDWARD STABLER CHAD BENSCHNEIDER DAN OLWIN

EDWARD STABLER moved the adoption of the following Resolution:

WHEREAS, pursuant to Ohio Revised Code Section 3734.55, the Joint District Policy
Committee has updated a Solid Waste Management Plan for the Joint District on October 23,
2014; and

WHEREAS, the Joint District, requests legislative action supporting the adoption of this
plan; now therefore be it

RESOLVED, that the Board of Township Trustees of HARRISON
Township do hereby support the adoption of the Solid Waste Management Plan Update for the
Joint Solid Waste Management District of Defiance, Fulton, Paulding and Williams Counties,
Ohio.

CHAD BENSCHNEIDER seconded the above resolution and the roll being called
upon the question of the adoption of the plan, the vote resulted as follows:

<u>Edward J. Stabler</u>	<u>yes</u>
<u>Chad Benschneider</u>	<u>yes</u>
<u>Dan Olwin</u>	<u>yes</u>

MOTION CARRIED

MOTION REJECTED

Rachel Deaskey
Clerk

received
12.1.14 MB

RESOLUTION: IN THE MATTER OF:

APPROVAL OF THE SOLID WASTE MANAGEMENT PLAN
UPDATE FOR THE JOINT SOLID WASTE MANAGEMENT
DISTRICT OF DEFIANCE, FULTON, PAULDING, AND
WILLIAMS COUNTIES, OHIO.

DATE: November 24, 2014

The Board of Township Trustees of Jackson Township,
County, Ohio met on the above date with the following members
present:

Bill Sheth Dennis Sanderson Mark Holstrom

Mark Holstrom moved the adoption of the following Resolution:

WHEREAS, pursuant to Ohio Revised Code Section 3734.55, the Joint District Policy Committee has updated a Solid Waste Management Plan for the Joint District on October 23, 2014; and

WHEREAS, the Joint District, requests legislative action supporting the adoption of this plan; now therefore be it

RESOLVED, that the Board of Township Trustees of Jackson Township do hereby support the adoption of the Solid Waste Management Plan Update for the Joint Solid Waste Management District of Defiance, Fulton, Paulding and Williams Counties, Ohio

Dennis Sanderson seconded the above resolution and the roll being called upon the question of the adoption of the plan, the vote resulted as follows:

<u>Bill Sheth</u>	<u>yes</u>
<u>Dennis Sanderson</u>	<u>yes</u>
<u>Mark Holstrom</u>	<u>yes</u>

MOTION CARRIED

MOTION REJECTED

May Howard
Clerk

RESOLUTION: IN THE MATTER OF:

APPROVAL OF THE SOLID WASTE MANAGEMENT PLAN
UPDATE FOR THE JOINT SOLID WASTE MANAGEMENT
DISTRICT OF DEFIANCE, FULTON, PAULDING, AND
WILLIAMS COUNTIES, OHIO.

DATE: 1-19-, 2015

The Board of Township Trustees of LATTY TOWNSHIP Township,
Paulding County, Ohio met on the above date with the following members
present:

Lyle Ebel

JASON SHEETS

Lyle

moved the adoption of the following Resolution:

WHEREAS, pursuant to Ohio Revised Code Section 3734.55, the Joint District Policy
Committee has updated a Solid Waste Management Plan for the Joint District on October 23,
2014; and

WHEREAS, the Joint District, requests legislative action supporting the adoption of this
plan; now therefore be it

RESOLVED, that the Board of Township Trustees of LATTY
Township do hereby support the adoption of the Solid Waste Management Plan Update for the
Joint Solid Waste Management District of Defiance, Fulton, Paulding and Williams Counties,
Ohio.

JASON seconded the above resolution and the roll being called
upon the question of the adoption of the plan, the vote resulted as follows:

Lyle Ebel

Aye

JASON SHEETS

Aye

MOTION CARRIED

MOTION REJECTED

Susan Smith
Clerk

Resolution No. 172-2014

A RESOLUTION FOR THE APPROVAL OF THE SOLID WASTE MANAGEMENT PLAN FOR THE JOINT SOLID WASTE MANAGEMENT DISTRICT OF DEFIANCE, FULTON, PAULDING, AND WILLIAMS COUNTIES, OHIO

The Board of Township Trustees of Paulding Township, Paulding County, Ohio met in regular session on the 10th day of December, 2014

John Michael Kauser moved the adoption of the following Resolution:

WHEREAS, pursuant to Ohio Revised Code Section 3734.55, the Joint District Policy Committee has updated a Solid Waste Management Plan for the Joint District on October 23, 2014; and

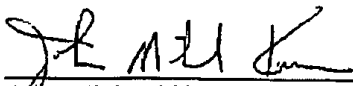
WHEREAS, the Joint District, requests legislative action supporting the adoption of this plan;

NOW, THEREFORE, BE IT RESOLVED, that the Board of Township Trustees of Paulding Township do hereby support the adoption of the Solid Waste Management Plan Update for the Joint Solid Waste Management District of Defiance, Fulton, Paulding and Williams Counties, Ohio

Dennis H Layman seconded the above resolution. All members present voting aye, resolution adopted.

That this Resolution shall be in force from and after the earliest period allowed by law.


Passed this 10th day of December 2014.



John Michael Kauser, Paulding Township Trustee




Dennis H Layman, Paulding Township Trustee



Jay M Dangler, Paulding Township Trustee

ATTEST:



Jane L Buchman, Paulding Township Fiscal Officer

received
12.1.14 UB

RESOLUTION: IN THE MATTER OF:

APPROVAL OF THE SOLID WASTE MANAGEMENT PLAN
UPDATE FOR THE JOINT SOLID WASTE MANAGEMENT
DISTRICT OF DEFIANCE, FULTON, PAULDING, AND
WILLIAMS COUNTIES, OHIO.

DATE: November 25, 2014

The Board of Township Trustees of Washington Twp Township,
Paulding County, Ohio met on the above date with the following members
present:

Lynn Naffsinger Burton Merriman Lonnie Lytle

Lonnie Lytle moved the adoption of the following Resolution:

WHEREAS, pursuant to Ohio Revised Code Section 3734.55, the Joint District Policy
Committee has updated a Solid Waste Management Plan for the Joint District on October 23,
2014; and

WHEREAS, the Joint District, requests legislative action supporting the adoption of this
plan; now therefore be it

RESOLVED, that the Board of Township Trustees of Washington
Township do hereby support the adoption of the Solid Waste Management Plan Update for the
Joint Solid Waste Management District of Defiance, Fulton, Paulding and Williams Counties,
Ohio.

Burton Merriman seconded the above resolution and the roll being called
upon the question of the adoption of the plan, the vote resulted as follows:

<u>Lynn Naffsinger</u>	<u>yes</u>
<u>Burton Merriman</u>	<u>yes</u>
<u>Lonnie C. Lytle</u>	<u>yes</u>

MOTION CARRIED
MOTION REJECTED

Arl E. Beinung
Clerk

RESOLUTION: IN THE MATTER OF: # 138-2015

APPROVAL OF THE SOLID WASTE MANAGEMENT PLAN
UPDATE FOR THE JOINT SOLID WASTE MANAGEMENT
DISTRICT OF DEFIANCE, FULTON, PAULDING, AND
WILLIAMS COUNTIES, OHIO.

DATE: May 14, 2015

The Board of Trustees of Village of Broughton Paulding County, Ohio met on the above date with the following members present:

See below for members

Don Collins moved the adoption of the following Resolution:

WHEREAS, pursuant to Ohio Revised Code Section 3734.55, the Joint District Policy Committee has updated a Solid Waste Management Plan for the Joint District on October 23, 2014; and

WHEREAS, the Joint District, requests legislative action supporting the adoption of this plan; now therefore be it

RESOLVED, that the Board of Trustees of Village of Broughton do hereby support the adoption of the Solid Waste Management Plan Update for the Joint Solid Waste Management District of Defiance, Fulton, Paulding and Williams Counties, Ohio.

Donna Gear seconded the above resolution and the roll being called upon the question of the adoption of the plan, the vote resulted as follows:

Don Collins yes
Karyn O'Hara yes
Soh Am - yes

Donna Gear yes
Renald Hunter/Mayer yes

MOTION CARRIED
MOTION REJECTED

Clerk

[Signature]

RESOLUTION NO. 33, 2014

A RESOLUTION AUTHORIZING THE APPROVAL OF THE SOLID WASTE MANAGEMENT PLAN UPDATE FOR THE JOINT SOLID WASTE MANAGEMENT DISTRICT OF DEFIANCE, FULTON, PAULDING, AND WILLIAMS COUNTIES, OHIO.

BE IT ORDAINED, by the Council of the City of Bryan, Williams County, Ohio, four-fifths (4/5) of the members elected, thereto concurring:

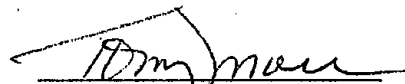
SECTION 1: WHEREAS, pursuant to Ohio Revised Code Section 3734.55, the Joint District Policy Committee has updated a Solid Waste Management Plan for the Joint District on October 23, 2014; and

SECTION 2: WHEREAS, the Joint District requests legislative action supporting the adoption of this plan;


SECTION 3: NOW THEREFORE, BE IT RESOLVED, that the Council of the City of Bryan, does hereby support the adoption of the Solid Waste Management Plan Update for the Joint solid Waste Management District of Defiance, Fulton, Paulding and Williams Counties, Ohio;

SECTION 4: That this Resolution shall be in full force and effect at earliest period provided by law.


PASSED this 15th day of December, 2014.


President of Council

APPROVED this 15th day of December, 2014.


Mayor

Attest:


Clerk-Treasurer

Readings:

12/01/14 Suspended
11/17/14 1st Reading
12/1/14 2nd Reading
_____ 3rd Reading

Village of Blakeslee Resolution # 12-2014-3

A RESOLUTION OF THE APPROVAL OF THE SOLID WASTE MANAGEMENT PLAN UPDATE FOR THE JOINT SOLID WASTE MANAGEMENT DISTRICT OF DEFIANCE, FULTON, PAULDING, AND WILLIAMS COUNTIES, OHIO. DECLARING SUCH AS AN EMERGENCY.

Date: December 14, 20 14

The Council of Village of Blakeslee, Williams County,

Ohio met on the above date with all members present.

Richard Siebenaler moved the adoption of the following Resolution:

WHEREAS, pursuant to Ohio Revised Code Section 3734.55, the Joint District Policy Committee has updated a Solid Waste Management Plan for the Joint District on October 23, 2014; and

WHEREAS, the Joint District requests legislative action supporting the adoption of this plan; now therefore be it

RESOLVED, that the Council of Village of Blakeslee do hereby support the adoption of the Solid Waste Management Plan Update for the Joint Solid Waste Management District of Defiance, Fulton, Paulding and Williams Counties, Ohio.

Dorothy Mohre seconded the above resolution and the roll being called upon the question of the adoption of the plan, the vote resulted as follows:

FOR: 5

AGAINST: 0

MOTION CARRIED

MOTION REJECTED

Linda Muehffeld
Mayor - Village of Blakeslee

Beth Rediger
Fiscal Officer - Village of Blakeslee

VILLAGE OF EDGERTON RESOLUTION NO. 2015-1

A RESOLUTION APPROVING THE SOLID WASTE MANAGEMENT PLAN UPDATE FOR THE JOINT SOLID WASTE MANAGEMENT DISTRICT OF DEFIANCE, FULTON, PAULDING, AND WILLIAMS COUNTIES, OHIO AND DECLARING IT AN EMERGENCY

WHEREAS, pursuant to Ohio Revised Code Section 3734.55, the Joint District Policy Committee has updated a Solid Waste Management Plan for the Joint District on October 23, 2014; and

WHEREAS, the Joint District requests legislative action supporting the adoption of this plan; now therefore be it


RESOLVED, that the Council of the Village of Edgerton does hereby support the adoption of the Solid Waste Management Plan Update for the Joint Solid Waste Management District of Defiance, Fulton, Paulding and Williams Counties, Ohio.

This Resolution is an emergency measure necessary for the immediate preservation of the public health, safety, and welfare. The reason for such necessity arises from the fact that the village desires to express support for the solid waste management plan without any further delays.

This resolution shall take effect immediately.


Passed: January 19, 2015

Passed: January 19, 2015



Mayor

Attested:



Village Fiscal Officer

I, Dawn Fitzcharles, Fiscal Officer of the Village of Edgerton, Williams County, Ohio do hereby certify that the foregoing is a true and correct copy of Resolution adopted by the legislative authority of the said Village on the 19th Day of January 2015, that the publication of such resolution or summary of such resolution has been made; and that such resolution and certificate of publication thereof are of record in Resolution No. 2015-1

received
11-19-14 UB

RESOLUTION:
04-14

IN THE MATTER OF:

APPROVAL OF THE SOLID WASTE MANAGEMENT PLAN
UPDATE FOR THE JOINT SOLID WASTE MANAGEMENT
DISTRICT OF DEFIANCE, FULTON, PAULDING, AND
WILLIAMS COUNTIES, OHIO

Date: November 17th, 2014

The Council of Village Edon, Williams County,
City/Village

Ohio met on the above date with 6 members present.

Chuck Biowell moved the adoption of the following Resolution:

WHEREAS, pursuant to Ohio Revised Code Section 3734.55, the Joint District Policy Committee has updated a Solid Waste Management Plan for the Joint District on October 23, 2014; and


WHEREAS, the Joint District requests legislative action supporting the adoption of this plan; now therefore be it

RESOLVED, that the Council of Edon do hereby support the adoption of the Solid Waste Management Plan Update for the Joint Solid Waste Management District of Defiance, Fulton, Paulding and Williams Counties, Ohio.

Bake Horn seconded the above resolution and the roll being called upon the question of the adoption of the plan, the vote resulted as follows:

FOR: 6
AGAINST: 0

MOTION CARRIED
MOTION REJECTED



Clerk

R-2014-11

RESOLUTION: IN THE MATTER OF:

APPROVAL OF THE SOLID WASTE MANAGEMENT PLAN UPDATE FOR THE JOINT SOLID WASTE MANAGEMENT DISTRICT OF DEFIANCE, FULTON, PAULDING, AND WILLIAMS COUNTIES, OHIO

Date: Nov. 20th, 2014

The Council of Holiday City, Williams County,
City/Village

Ohio met on the above date with 5 members present.

Kristie Keil moved the adoption of the following Resolution:

WHEREAS, pursuant to Ohio Revised Code Section 3734.55, the Joint District Policy Committee has updated a Solid Waste Management Plan for the Joint District on October 23, 2014; and

WHEREAS, the Joint District requests legislative action supporting the adoption of this plan; now therefore be it

RESOLVED, that the Council of The Village of Holiday City do hereby support the adoption of the Solid Waste Management Plan Update for the Joint Solid Waste Management District of Defiance, Fulton, Paulding and Williams Counties, Ohio.

Ron Keil Jr. seconded the above resolution and the roll being called upon the question of the adoption of the plan, the vote resulted as follows:

FOR: 5

AGAINST: 0

MOTION CARRIED

MOTION REJECTED

Laurie K. Sen Eych-Rupp

Clerk

Paul R. Clark

RESOLUTION 1104

APPROVAL OF THE SOLID WASTE MANAGEMENT PLAN UPDATE FOR THE JOINT SOLID WASTE MANAGEMENT DISTRICT OF DEFIANCE, FULTON, PAULDING AND WILLIAMS COUNTIES, OHIO

WHEREAS, pursuant to Ohio Revised Code section 3734.55, the Joint District Policy Committee has updated a Solid Waste Management Plan for the District on October 23, 2014; and

WHEREAS, the Joint District requests legislative action supporting the adoption of this plan; and

NOW THEREFORE BE IT RESOLVED, by the Council for the Village of Montpelier, Ohio

Section 1: that the Village of Montpelier Council hereby supports the adoption of the Solid Waste Management Plan Update for the Joint Solid Waste Management District of Defiance, Fulton, Paulding and Williams Counties, Ohio.

Section 2: This resolution shall be in full force and effect immediately upon its passage.

Passed:

January 12, 2014

Steven L. Yagelski
Steven L. Yagelski, Mayor

ATTEST

Rebecca J. Semer
Clerk of Council

I, Rebecca J. Semer, Clerk of Council for the Village of Montpelier, hereby certify that the foregoing is a true and accurate copy of Resolution 1104 duly passed by the Council for the Village of Montpelier at our Regular Council Meeting on Monday, January 12, 2015.

Rebecca J. Semer
Rebecca J. Semer, Clerk of Council

13-2014
RESOLUTION: IN THE MATTER OF:

APPROVAL OF THE SOLID WASTE MANAGEMENT PLAN
UPDATE FOR THE JOINT SOLID WASTE MANAGEMENT
DISTRICT OF DEFIANCE, FULTON, PAULDING, AND
WILLIAMS COUNTIES, OHIO

Date: November 10, 2014

The Council of Village of Pioneer, Ohio County,
City/Village

Ohio met on the above date with 6 members present.

John Oxender moved the adoption of the following Resolution:

WHEREAS, pursuant to Ohio Revised Code Section 3734.55, the Joint District Policy Committee has updated a Solid Waste Management Plan for the Joint District on October 23, 2014; and

WHEREAS, the Joint District requests legislative action supporting the adoption of this plan; now therefore be it

RESOLVED, that the Council of Village of Pioneer do hereby support the adoption of the Solid Waste Management Plan Update for the Joint Solid Waste Management District of Defiance, Fulton, Paulding and Williams Counties, Ohio.

Rodney Eckley seconded the above resolution and the roll being called upon the question of the adoption of the plan, the vote resulted as follows:

FOR: 6

AGAINST: 0

MOTION CARRIED

MOTION REJECTED

April McMillen
Clerk

Village of Stryker Resolution # 12-2014-6

A RESOLUTION OF THE APPROVAL OF THE SOLID WASTE MANAGEMENT PLAN UPDATE FOR THE JOINT SOLID WASTE MANAGEMENT DISTRICT OF DEFIANCE, FULTON, PAULDING, AND WILLIAMS COUNTIES, OHIO. DECLARING SUCH AS AN EMERGENCY.

Date: December 8, 20 14

The Council of Village of Stryker, Williams County,

Ohio met on the above date with all members present.

Terry Wieland moved the adoption of the following Resolution:

WHEREAS, pursuant to Ohio Revised Code Section 3734.55, the Joint District Policy Committee has updated a Solid Waste Management Plan for the Joint District on October 23, 2014; and

WHEREAS, the Joint District requests legislative action supporting the adoption of this plan; now therefore be it

RESOLVED, that the Council of Village of Stryker do hereby support the adoption of the Solid Waste Management Plan Update for the Joint Solid Waste Management District of Defiance, Fulton, Paulding and Williams Counties, Ohio.

Robert Spearing seconded the above resolution and the roll being called upon the question of the adoption of the plan, the vote resulted as follows:

FOR: 6
AGAINST: 0

Danuel B. Healy
Mayor - Village of Stryker

MOTION CARRIED

MOTION REJECTED

Beth Rediger
Fiscal Officer - Village of Stryker

received
1-9-15 uh

VILLAGE OF WEST UNITY, OHIO

RESOLUTION NO. 12-2014-14

A RESOLUTION FOR APPROVAL OF THE SOLID WASTE MANAGEMENT PLAN UPDATE FOR THE JOINT SOLID WASTE MANAGEMENT DISTRICT OF DEFIANCE, FULTON, PAULDING, AND WILLIAMS COUNTIES, OHIO AND DECLARING THE SAME AN EMERGENCY.

WHEREAS, pursuant to Ohio Revised Code Section 3734.55, the Joint District Policy Committee has updated a Solid Waste Management Plan for the Joint District on October 23, 2014; and

WHEREAS, the Joint District, requests legislative action supporting the adoption of the plan; now therefore be it

RESOLVED, that the Council of the VILLAGE OF WEST UNITY do hereby support the adoption of the Solid Waste Management Plan Update for the Joint Solid Waste Management District of Defiance, Fulton, Paulding and Williams Counties, Ohio.

PASSED this 11th day of December, 2014.

Attest: Kim Grime
Kim Grime, Fiscal Officer

Approved: Peggy L. Bernath
Mayor, Peggy L. Bernath

Village Council:

Kirk Thompson
Kirk Thompson

Ron Hausch
Ron Hausch

Dave Short
Dave Short

Kevin Gray
Kevin Gray

Randy Mahlman
Randy Mahlman

Donavon Leu
Donavon Leu

RESOLUTION 15-0015

COUNTY COMMISSIONERS' OFFICE
WILLIAMS COUNTY, BRYAN, OHIO
January 8, 2015

In the Matter of
Approval of the Solid Waste Management
Plan Update for the Joint Solid Waste
Management District of Defiance, Fulton,
Paulding, and Williams Counties, Ohio

The Board of Williams County Commissioners met in regular session on the above date with the following members present:

Alan L. Word, Present Lewis D. Hilkert, Present Brian A. Davis, Present

Mr. Hilkert moved adoption of the following resolution:

WHEREAS, pursuant to Ohio Revised Code Section 3734.55, the Joint District Policy Committee has updated a Solid Waste Management Plan for the Joint District on October 23, 2014; and

WHEREAS, the Joint District requests legislative action supporting the adoption of this plan; now therefore be it

RESOLVED, by the Williams County Commissioners that we do hereby support the adoption of the Solid Waste Management Plan Update for the Joint Solid Waste Management District of Defiance, Fulton, Paulding and Williams Counties, Ohio.

Mr. Davis seconded the motion.


The vote upon adoption resulted as follows:

Mr. Alan L. Word, YES

Mr. Lewis D. Hilkert, YES

Mr. Brian A. Davis, YES

WILLIAMS COUNTY COMMISSIONERS



President of the Board of Commissioners



Vice-Pres of the Board of Commissioners



Member of the Board of Commissioners

RESOLUTION: IN THE MATTER OF:

APPROVAL OF THE SOLID WASTE MANAGEMENT PLAN
UPDATE FOR THE JOINT SOLID WASTE MANAGEMENT
DISTRICT OF DEFIANCE, FULTON, PAULDING, AND
WILLIAMS COUNTIES, OHIO.

DATE: November 10, 2014

The Board of Township Trustees of Brady Township,
Williams County, Ohio met on the above date with the following members
present:

Willie Grime Thomas L. Gerig Tim L. Notziger

Mr. Willie Grime moved the adoption of the following Resolution:

WHEREAS, pursuant to Ohio Revised Code Section 3734.55, the Joint District Policy
Committee has updated a Solid Waste Management Plan for the Joint District on October 23,
2014; and

WHEREAS, the Joint District, requests legislative action supporting the adoption of this
plan; now therefore be it

RESOLVED, that the Board of Township Trustees of Brady
Township do hereby support the adoption of the Solid Waste Management Plan Update for the
Joint Solid Waste Management District of Defiance, Fulton, Paulding and Williams Counties,
Ohio.

Mr. Thomas L. Gerig seconded the above resolution and the roll being called
upon the question of the adoption of the plan, the vote resulted as follows:

Mr. Willie Grime yes
Mr. Thomas L. Gerig yes
Mr. Tim L. Notziger yes

MOTION CARRIED

MOTION REJECTED

Chrystal L. Maneral
Clerk Fiscal Officer

RESOLUTION: IN THE MATTER OF:

APPROVAL OF THE SOLID WASTE MANAGEMENT PLAN
UPDATE FOR THE JOINT SOLID WASTE MANAGEMENT
DISTRICT OF DEFIANCE, FULTON, PAULDING, AND
WILLIAMS COUNTIES, OHIO.

DATE: January 7, 2015

The Board of Township Trustees of Bridgewater Township Township,
Williams County, Ohio met on the above date with the following members
present:

Mark Robinson Steve Hays Terry Rummel

Terry Rummel moved the adoption of the following Resolution:

WHEREAS, pursuant to Ohio Revised Code Section 3734.55, the Joint District Policy
Committee has updated a Solid Waste Management Plan for the Joint District on October 23,
2014; and

WHEREAS, the Joint District, requests legislative action supporting the adoption of this
plan; now therefore be it

RESOLVED, that the Board of Township Trustees of Bridgewater
Township do hereby support the adoption of the Solid Waste Management Plan Update for the
Joint Solid Waste Management District of Defiance, Fulton, Paulding and Williams Counties,
Ohio.

Mark Robinson seconded the above resolution and the roll being called
upon the question of the adoption of the plan, the vote resulted as follows:

<u>Mark Robinson</u>	<u>yes</u>
<u>Terry Rummel</u>	<u>yes</u>
<u>Steve Hays</u>	<u>yes</u>

MOTION CARRIED

MOTION REJECTED

Debra Cooper
Clerk

RESOLUTION: IN THE MATTER OF:

APPROVAL OF THE SOLID WASTE MANAGEMENT PLAN UPDATE FOR THE JOINT SOLID WASTE MANAGEMENT DISTRICT OF DEFIANCE, FULTON, PAULDING, AND WILLIAMS COUNTIES, OHIO.

DATE: 02 February, 20 15

The Board of Township Trustees of Center Township, Williams County, Ohio met on the above date with the following members present:

A H Hoeffel M A Grube J K Burkholder

A H HOEFFEL moved the adoption of the following Resolution:

WHEREAS, pursuant to Ohio Revised Code Section 3734.55, the Joint District Policy Committee has updated a Solid Waste Management Plan for the Joint District on October 23, 2014; and

WHEREAS, the Joint District, requests legislative action supporting the adoption of this plan; now therefore be it

RESOLVED, that the Board of Township Trustees of Center Township do hereby support the adoption of the Solid Waste Management Plan Update for the Joint Solid Waste Management District of Defiance, Fulton, Paulding and Williams Counties, Ohio.

J K BURKHOLDER seconded the above resolution and the roll being called upon the question of the adoption of the plan, the vote resulted as follows:

<u>A H Hoeffel</u>	<u>X</u>
<u>M A Grube</u>	<u>X</u>
<u>J K Burkholder</u>	<u>X</u>

MOTION CARRIED
MOTION REJECTED

James L Davis
Fiscal Officer

197

received
12-18-14 UB

RESOLUTION: IN THE MATTER OF:

APPROVAL OF THE SOLID WASTE MANAGEMENT PLAN
UPDATE FOR THE JOINT SOLID WASTE MANAGEMENT
DISTRICT OF DEFIANCE, FULTON, PAULDING, AND
WILLIAMS COUNTIES, OHIO.

DATE: DECEMBER 15 2014

The Board of Township Trustees of FLORENCE Township,
WILLIAMS County, Ohio met on the above date with the following members
present:

ALAN MUEHLFELD ALBERT BROWN SCOTT LONGANBACH

SCOTT LONGANBACH moved the adoption of the following Resolution:

WHEREAS, pursuant to Ohio Revised Code Section 3734.55, the Joint District Policy
Committee has updated a Solid Waste Management Plan for the Joint District on October 23,
2014; and

WHEREAS, the Joint District, requests legislative action supporting the adoption of this
plan; now therefore be it

RESOLVED, that the Board of Township Trustees of FLORENCE
Township do hereby support the adoption of the Solid Waste Management Plan Update for the
Joint Solid Waste Management District of Defiance, Fulton, Paulding and Williams Counties,
Ohio.

ALBERT BROWN seconded the above resolution and the roll being called
upon the question of the adoption of the plan, the vote resulted as follows:

ALAN MUEHLFELD YES

ALBERT BROWN YES

SCOTT LONGANBACH YES

MOTION CARRIED

MOTION REJECTED

Gary L Oberlin
Clerk

received
11.21.14 US

RESOLUTION: 16-2014 IN THE MATTER OF:

APPROVAL OF THE SOLID WASTE MANAGEMENT PLAN
UPDATE FOR THE JOINT SOLID WASTE MANAGEMENT
DISTRICT OF DEFIANCE, FULTON, PAULDING, AND
WILLIAMS COUNTIES, OHIO.

DATE: November 17, 2014

The Board of Township Trustees of Jefferson Township Township,
Williams County, Ohio met on the above date with the following members
present:

Steve Batterson

Bob Stark

Steve Batterson moved the adoption of the following Resolution:

WHEREAS, pursuant to Ohio Revised Code Section 3734.55, the Joint District Policy
Committee has updated a Solid Waste Management Plan for the Joint District on October 23,
2014; and

WHEREAS, the Joint District, requests legislative action supporting the adoption of this
plan; now therefore be it

RESOLVED, that the Board of Township Trustees of Jefferson Township
Township do hereby support the adoption of the Solid Waste Management Plan Update for the
Joint Solid Waste Management District of Defiance, Fulton, Paulding and Williams Counties,
Ohio.

Bob Stark seconded the above resolution and the roll being called
upon the question of the adoption of the plan, the vote resulted as follows:

Stephen Batterson yes

Robert Stark yes

MOTION CARRIED

MOTION REJECTED

Leah M. Be...

Clerk

11-17-2014

REC
11.26.14 UB

RESOLUTION: IN THE MATTER OF:

APPROVAL OF THE SOLID WASTE MANAGEMENT PLAN
UPDATE FOR THE JOINT SOLID WASTE MANAGEMENT
DISTRICT OF DEFIANCE, FULTON, PAULDING, AND
WILLIAMS COUNTIES, OHIO.

DATE: 11-24, 2014

The Board of Township Trustees of MADISON Township,
WILLIAMS County, Ohio met on the above date with the following members
present:

TERRY HUFFMAN RICHARD MEYERS ROD. BAKER SR.

_____ moved the adoption of the following Resolution:

WHEREAS, pursuant to Ohio Revised Code Section 3734.55, the Joint District Policy
Committee has updated a Solid Waste Management Plan for the Joint District on October 23,
2014; and

WHEREAS, the Joint District, requests legislative action supporting the adoption of this
plan; now therefore be it

RESOLVED, that the Board of Township Trustees of MADISON
Township do hereby support the adoption of the Solid Waste Management Plan Update for the
Joint Solid Waste Management District of Defiance, Fulton, Paulding and Williams Counties,
Ohio.

RICHARD MEYERS seconded the above resolution and the roll being called
upon the question of the adoption of the plan, the vote resulted as follows:

<u>Terry D Huffman</u>	<u>Y</u>
<u>Richard Meyers</u>	<u>Y</u>
<u>Richard Baker Sr</u>	<u>N</u>

MOTION CARRIED

MOTION REJECTED

Allen Z. Clark 11-24-2014

Clerk

received
1.30.15 UB

RESOLUTION: IN THE MATTER OF:

APPROVAL OF THE SOLID WASTE MANAGEMENT PLAN
UPDATE FOR THE JOINT SOLID WASTE MANAGEMENT
DISTRICT OF DEFIANCE, FULTON, PAULDING, AND
WILLIAMS COUNTIES, OHIO.

DATE: January 26, 2015

The Board of Township Trustees of Mellbrook Township,
Williams County, Ohio met on the above date with the following members
present:

Mr. Budon Short Mr. Don Kunkle Mr. Del Kurey

Mr. Don Kunkle moved the adoption of the following Resolution:

WHEREAS, pursuant to Ohio Revised Code Section 3734.55, the Joint District Policy
Committee has updated a Solid Waste Management Plan for the Joint District on October 23,
2014; and

WHEREAS, the Joint District, requests legislative action supporting the adoption of this
plan; now therefore be it

RESOLVED, that the Board of Township Trustees of Mellbrook
Township do hereby support the adoption of the Solid Waste Management Plan Update for the
Joint Solid Waste Management District of Defiance, Fulton, Paulding and Williams Counties,
Ohio.

Mr. Del Kurey seconded the above resolution and the roll being called
upon the question of the adoption of the plan, the vote resulted as follows:

<u>B. R. Short</u>	<u>1-26-15</u> Yea
<u>Don Kunkle</u>	<u>1-26-15</u> Yea
<u>Del Kurey</u>	<u>1-26-15</u> Yea

MOTION CARRIED

MOTION REJECTED

Nancy Raines
Clerk

received
1.19.14 JB

PULASKI TOWNSHIP TRUSTEES

WILLIAMS COUNTY
15965 CO RD F
BRYAN OH 43506

RESOLUTION NO. 12-2014

APPROVAL OF THE SOLID WASTE MANAGEMENT PLAN UPDATE FOR THE JOINT SOLID WASTE MANAGEMENT DISTRICT OF DEFIANCE, FULTON, PAULDING, AND WILLIAMS COUNTIES. OHIO

November 17, 2014

The Board of Township Trustees of Pulaski Township, Williams County, Ohio met on the above date with the following members present:

Tod A. Schlachter, Chairman

Tom L. Saul, Vice Chairman

Terry Witte, Trustee

Tod A. Schlachter

moved the adoption of the following Resolution:

WHEREAS, pursuant to Ohio Revised Code Section 3734.55, the Joint District Policy Committee has updated a Solid Waste Management Plan for the Joint District on October 23, 2014; and

WHEREAS, the Joint District, requests legislative action supporting the adoption of this plan;

NOW THEREFORE BE IT RESOLVED, that the Board of Township Trustees of Pulaski Township do hereby support the adoption of the Solid Waste Management Plan Update for the Joint Solid Waste Management District of Defiance, Fulton, Paulding and Williams Counties, Ohio.

Terry Witte

seconded the above Resolution and the roll being

called upon the question of the adoption of the plan, the vote resulted as follows:

Tod A. Schlachter votes yes

Tom L. Saul votes yes

Terry Witte votes yes

This motion is carried and Chairman Tod A. Schlachter declared the Resolution duly adopted and to be designated Resolution No. 12-2014.

Janice Simmons
Fiscal Officer

PG 12.14.13

RESOLUTION: IN THE MATTER OF:

APPROVAL OF THE SOLID WASTE MANAGEMENT PLAN UPDATE FOR THE JOINT SOLID WASTE MANAGEMENT DISTRICT OF DEFIANCE, FULTON, PAULDING, AND WILLIAMS COUNTIES, OHIO.

DATE: November 25 20 14

The Board of Township Trustees of St Joseph Township Township, Williams County, Ohio met on the above date with the following members present:

Hugh Perry Claron Krill Richard Moffett

Hugh Perry moved the adoption of the following Resolution:

WHEREAS, pursuant to Ohio Revised Code Section 3734.55, the Joint District Policy Committee has updated a Solid Waste Management Plan for the Joint District on October 23, 2014; and

WHEREAS, the Joint District, requests legislative action supporting the adoption of this plan; now therefore be it

RESOLVED, that the Board of Township Trustees of St Joseph Township do hereby support the adoption of the Solid Waste Management Plan Update for the Joint Solid Waste Management District of Defiance, Fulton, Paulding and Williams Counties, Ohio.

Claron Krill seconded the above resolution and the roll being called upon the question of the adoption of the plan, the vote resulted as follows:

<u>Hugh Perry</u>	<u>Yes</u>
<u>Claron Krill</u>	<u>yes</u>
<u>Richard Moffett</u>	<u>yes</u>

MOTION CARRIED

MOTION REJECTED

Cathy Kumpel
Clerk

RESOLUTION: IN THE MATTER OF:

APPROVAL OF THE SOLID WASTE MANAGEMENT PLAN
UPDATE FOR THE JOINT SOLID WASTE MANAGEMENT
DISTRICT OF DEFIANCE, FULTON, PAULDING, AND
WILLIAMS COUNTIES, OHIO.

DATE: 11/19, 2014

The Board of Township Trustees of Springfield Township Township,
Williams County, Ohio met on the above date with the following members
present:

Steve Planson Ed Ruffer Rusty Goebel

Ed Ruffer moved the adoption of the following Resolution:

WHEREAS, pursuant to Ohio Revised Code Section 3734.55, the Joint District Policy
Committee has updated a Solid Waste Management Plan for the Joint District on October 23,
2014; and

WHEREAS, the Joint District, requests legislative action supporting the adoption of this
plan; now therefore be it

RESOLVED, that the Board of Township Trustees of Springfield
Township do hereby support the adoption of the Solid Waste Management Plan Update for the
Joint Solid Waste Management District of Defiance, Fulton, Paulding and Williams Counties,
Ohio.

Steve Planson seconded the above resolution and the roll being called
upon the question of the adoption of the plan, the vote resulted as follows:

<u>Ed Ruffer</u>	yes
<u>Steve Planson</u>	yes
<u>Rusty Goebel</u>	yes

MOTION CARRIED

MOTION REJECTED

Richard Orrin
Clerk

received
11-17-14 UB

RESOLUTION: IN THE MATTER OF:

APPROVAL OF THE SOLID WASTE MANAGEMENT PLAN
UPDATE FOR THE JOINT SOLID WASTE MANAGEMENT
DISTRICT OF DEFIANCE, FULTON, PAULDING, AND
WILLIAMS COUNTIES, OHIO.

DATE: Nov. 16, 2014

The Board of Township Trustees of Superior Township Township,
County, Ohio met on the above date with the following members
present:

Willis Becky Tom Worthington Don Gillen

Don Gillen moved the adoption of the following Resolution:

WHEREAS, pursuant to Ohio Revised Code Section 3734.55, the Joint District Policy
Committee has updated a Solid Waste Management Plan for the Joint District on October 23,
2014; and

WHEREAS, the Joint District, requests legislative action supporting the adoption of this
plan; now therefore be it

RESOLVED, that the Board of Township Trustees of Superior Township
Township do hereby support the adoption of the Solid Waste Management Plan Update for the
Joint Solid Waste Management District of Defiance, Fulton, Paulding and Williams Counties,
Ohio.

Tom Worthington seconded the above resolution and the roll being called
upon the question of the adoption of the plan, the vote resulted as follows:

Willis Becky yes.
Tom Worthington yes
Don Gillen yes

MOTION CARRIED

MOTION REJECTED

Patricia Cook, Fiscal officer
Clerk

This page intentionally left blank

Appendix D
Identification of Consultant Retained for Plan Preparation

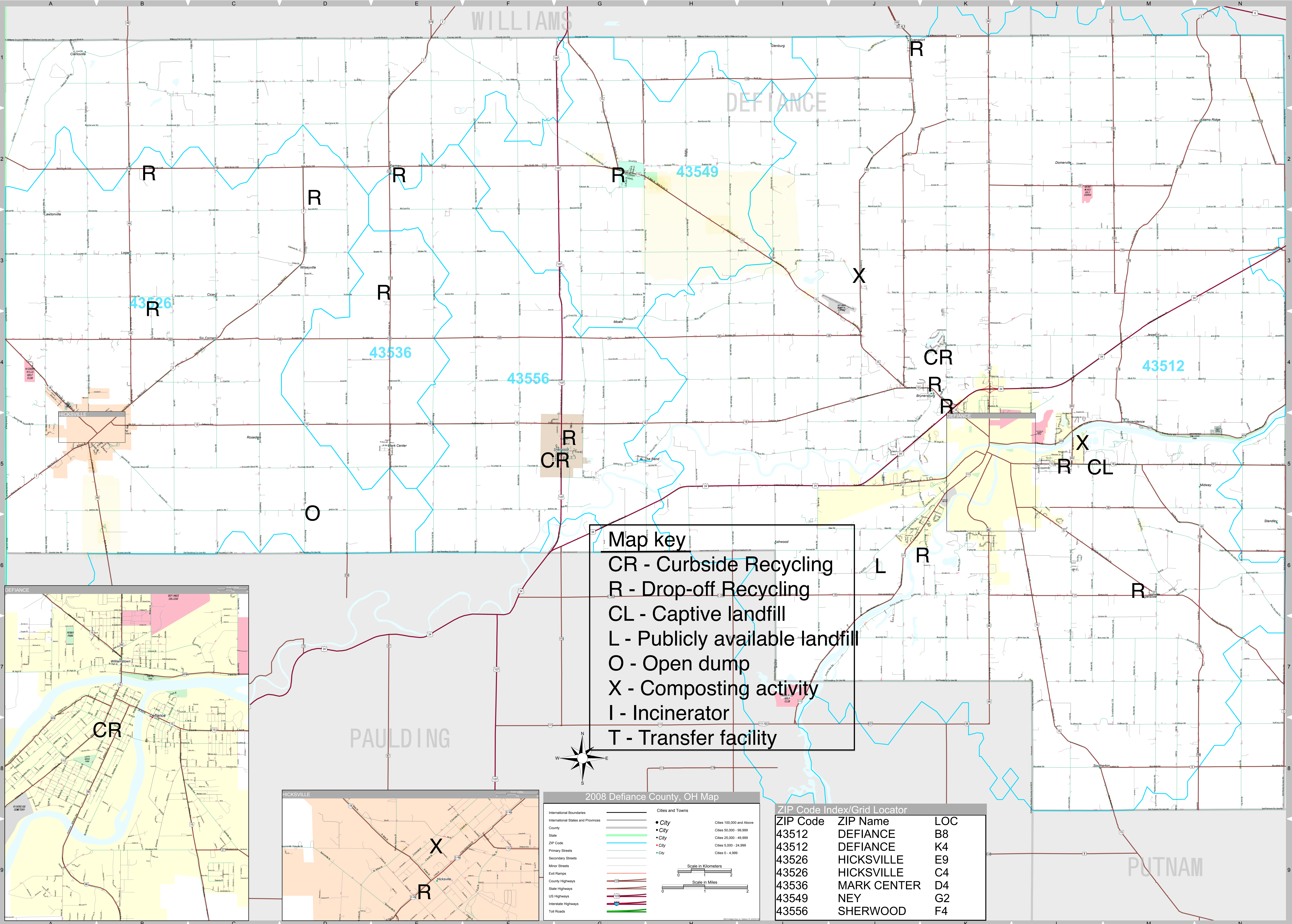
Identification of Consultants for Plan Preparation

Consulting Firm: JAZ Environmental Consulting
5556 Alex Way
Middletown, Ohio 45044

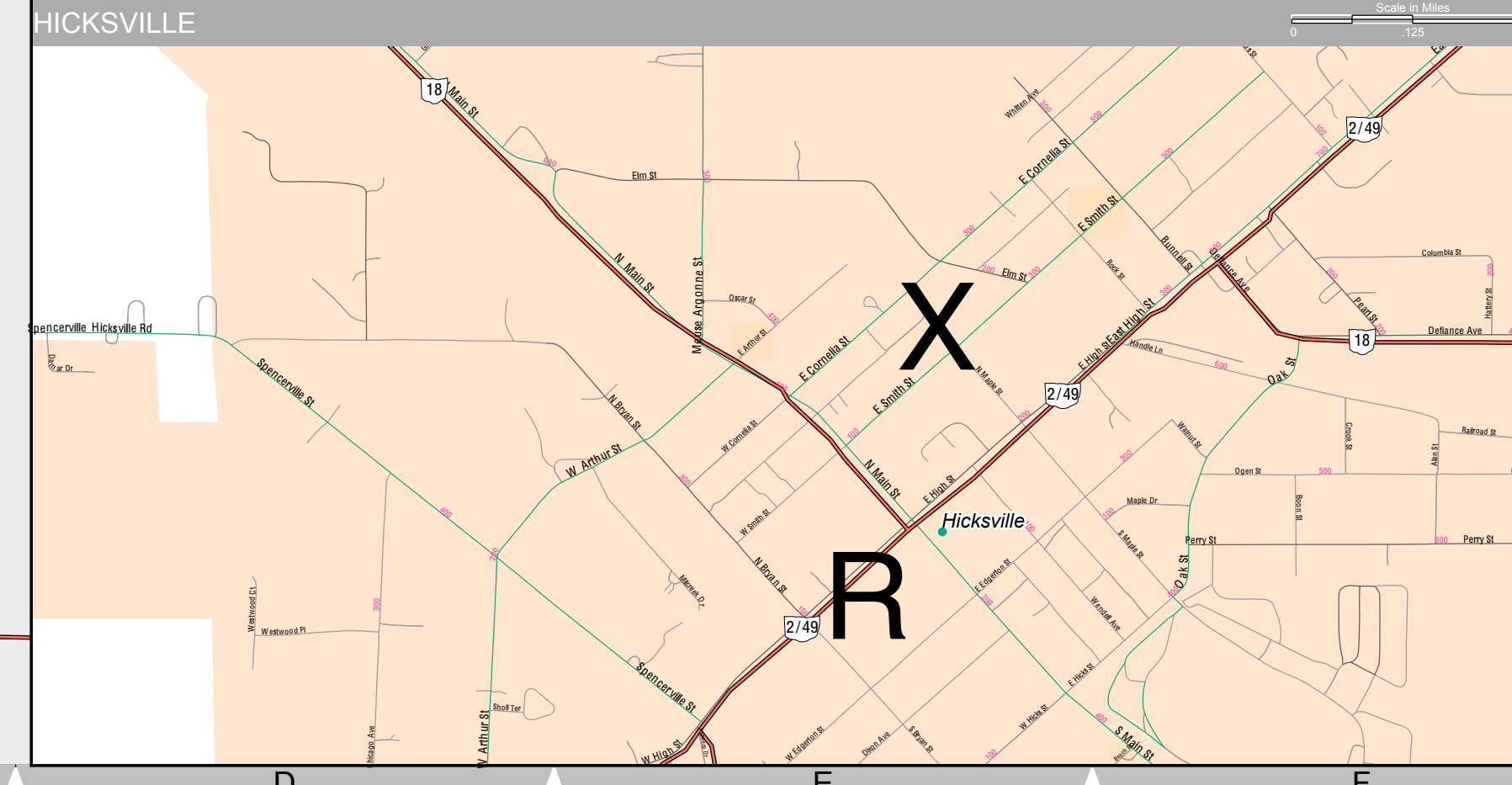
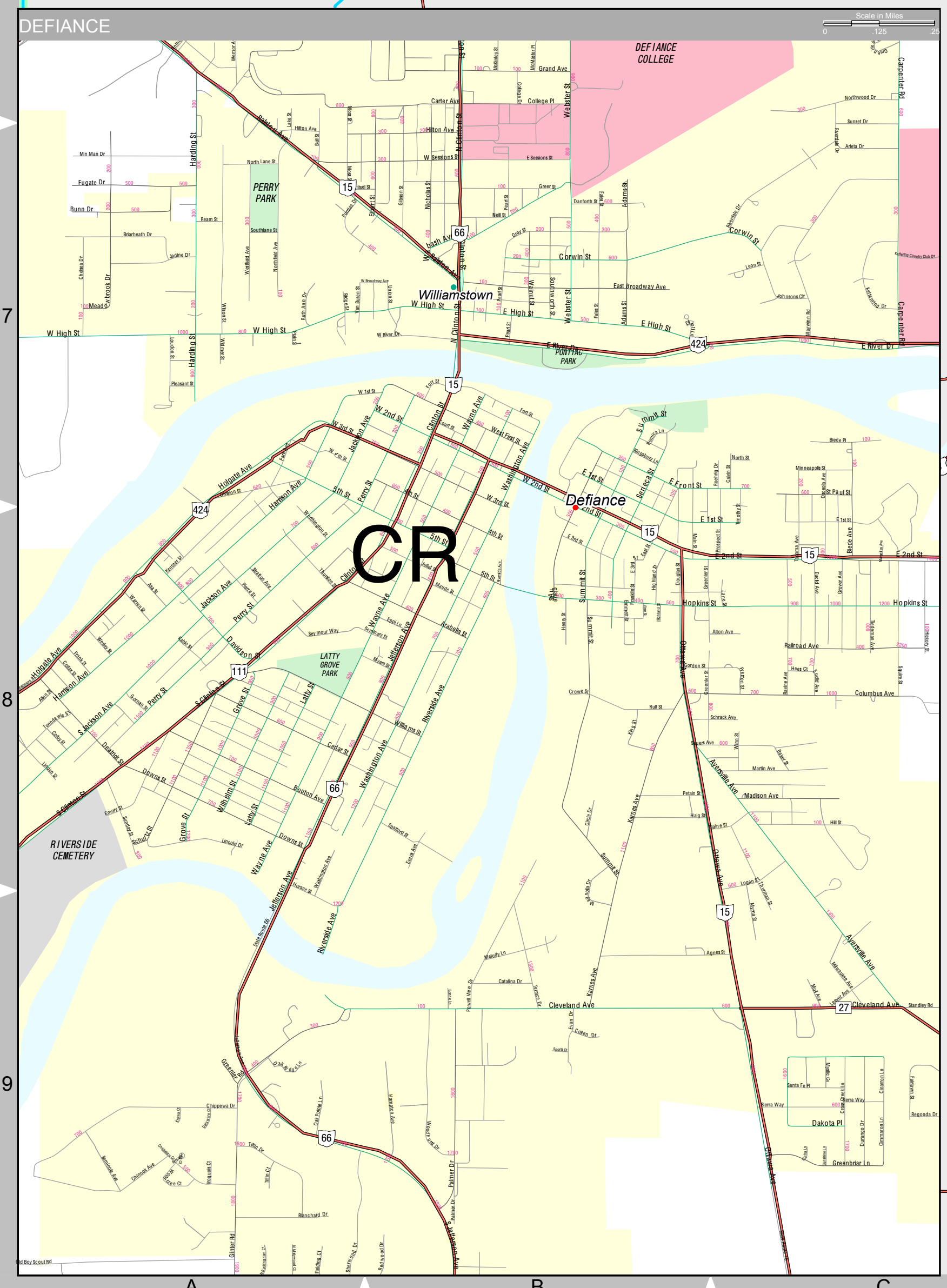
Project Manager: Jamie Zawila
513-502-1689
513-759-4854 (fax)

This page intentionally left blank

Appendix E
District Map



Map key
 CR - Curbside Recycling
 R - Drop-off Recycling
 CL - Captive landfill
 L - Publicly available landfill
 O - Open dump
 X - Composting activity
 I - Incinerator
 T - Transfer facility



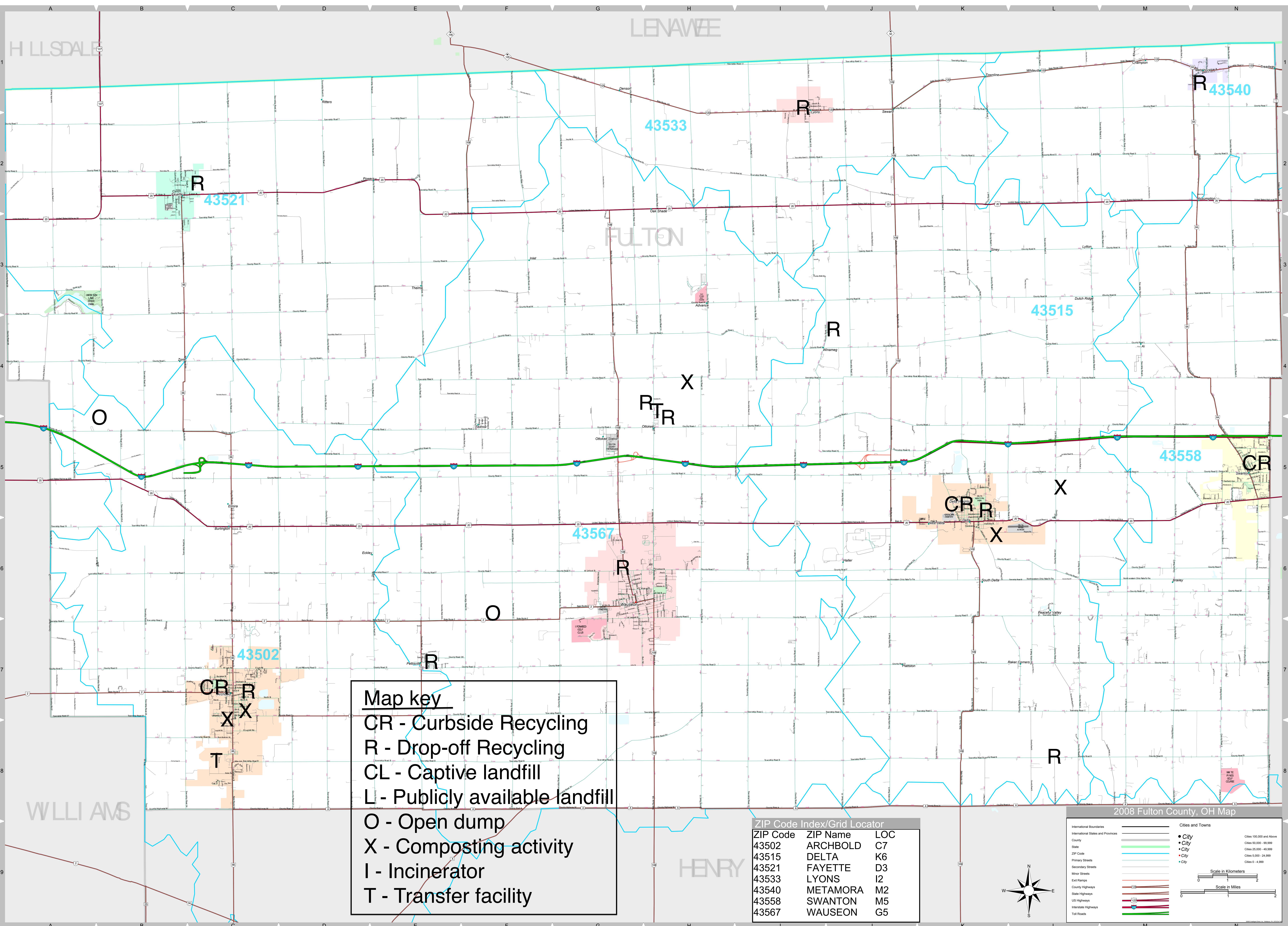
2008 Defiance County, OH Map

International Boundaries	—	Cities and Towns	• City	Cities 100,000 and Above
County	—	• City	• City	Cities 50,000 - 99,999
State	—	• City	• City	Cities 25,000 - 49,999
ZIP Code	—	• City	• City	Cities 5,000 - 24,999
Primary Streets	—	• City	• City	Cities 0 - 4,999
Secondary Streets	—			
Minor Streets	—			
Exit Ramps	—			
County Highways	—			
State Highways	—			
US Highways	—			
Interstate Highways	—			
Toll Roads	—			

Scale in Kilometers: 0 1 2
 Scale in Miles: 0 1 2

ZIP Code Index/Grid Locator


ZIP Code	ZIP Name	LOC
43512	DEFIANCE	B8
43512	DEFIANCE	K4
43526	HICKSVILLE	E9
43526	HICKSVILLE	C4
43536	MARK CENTER	D4
43549	NEY	G2
43556	SHERWOOD	F4



Map key
 CR - Curbside Recycling
 R - Drop-off Recycling
 CL - Captive landfill
 L - Publicly available landfill
 O - Open dump
 X - Composting activity
 I - Incinerator
 T - Transfer facility

ZIP Code Index/Grid Locator

ZIP Code	ZIP Name	LOC
43502	ARCHBOLD	C7
43515	DELTA	K6
43521	FAYETTE	D3
43533	LYONS	I2
43540	METAMORA	M2
43558	SWANTON	M5
43567	WAUSEON	G5



2008 Fulton County, OH Map

International Boundaries
 County
 State
 ZIP Code
 Primary Streets
 Secondary Streets
 Minor Streets
 Railroads
 County Highways
 State Highways
 US Highways
 Interstate Highways
 Toll Roads

Cities and Towns
 • City
 • City
 • City
 • City
 • City

Class 100,000 and Above
 Class 50,000 - 99,999
 Class 25,000 - 49,999
 Class 5,000 - 24,999
 Class 0 - 4,999

Scale in Kilometers
 Scale in Miles

ZIP Code Index/Grid Locator

ZIP Code	ZIP Name	LOC
45813	ANTWERP	C3
45821	CECIL	G2
45849	GROVER HILL	J8
45851	HAVILAND	G8
45873	OAKWOOD	K5
45879	PAULDING	H5
45880	PAYNE	C7
45886	SCOTT	F9

2008 Paulding County, OH Map

International Boundaries
County
State
ZIP Code
Primary Streets
Secondary Streets
Minor Streets
Exit Ramps
County Highways
State Highways
US Highways
Interstate Highways
Toll Roads

Cities and Towns

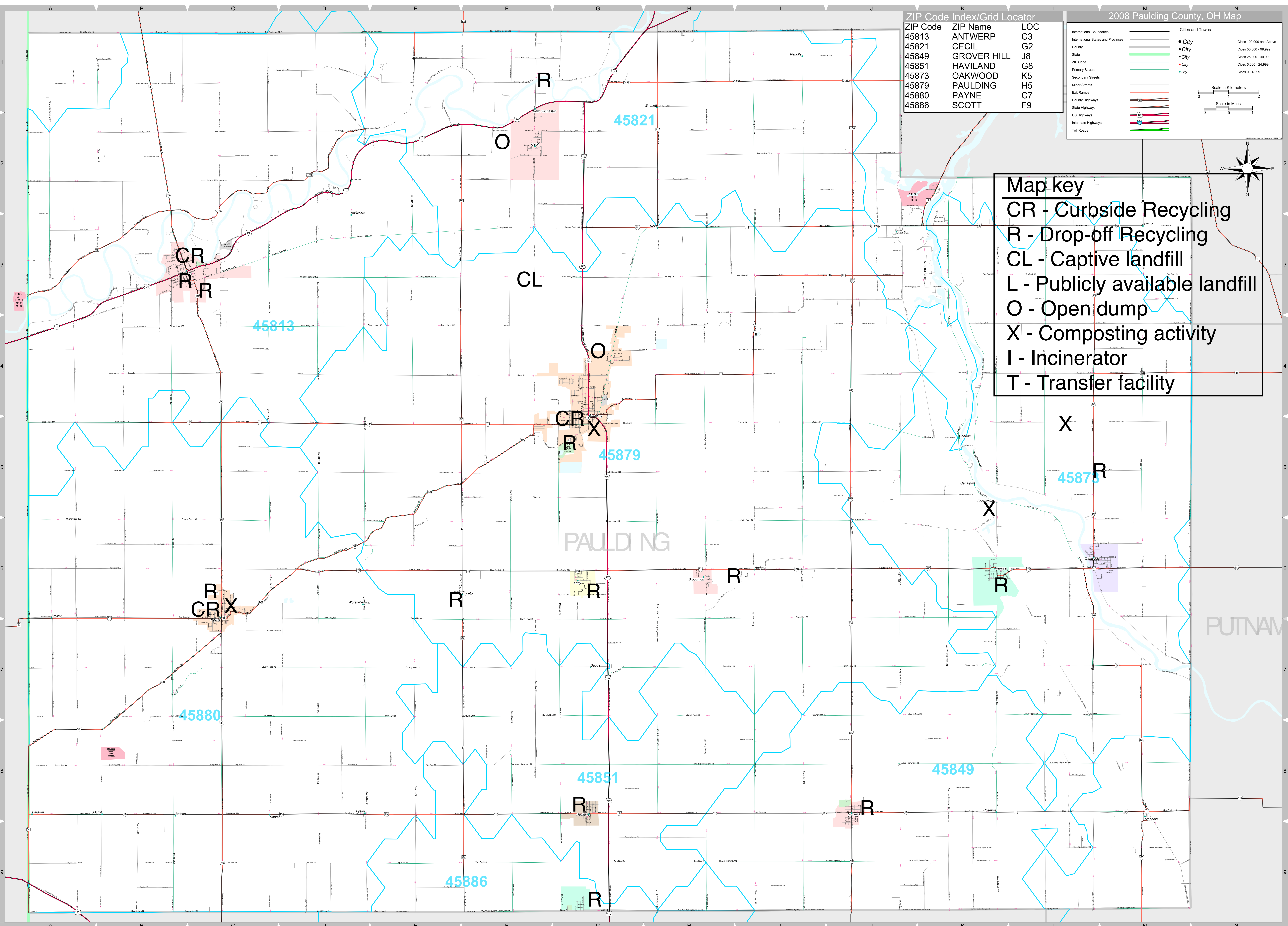
- City
- City
- City
- City

Cities 100,000 and Above
Cities 55,000 - 99,999
Cities 25,000 - 49,999
Cities 5,000 - 24,999
Cities 0 - 4,999

Scale in Kilometers
Scale in Miles

Map key

- CR - Curbside Recycling
- R - Drop-off Recycling
- CL - Captive landfill
- L - Publicly available landfill
- O - Open dump
- X - Composting activity
- I - Incinerator
- T - Transfer facility



2008 Williams County, OH Map

International Boundaries
County
State
ZIP Code
Primary Streets
Secondary Streets
Minor Streets
Exit Ramps
County Highways
State Highways
US Highways
Interstate Highways
Toll Roads

Cities and Towns
• City
• City
• City
• City

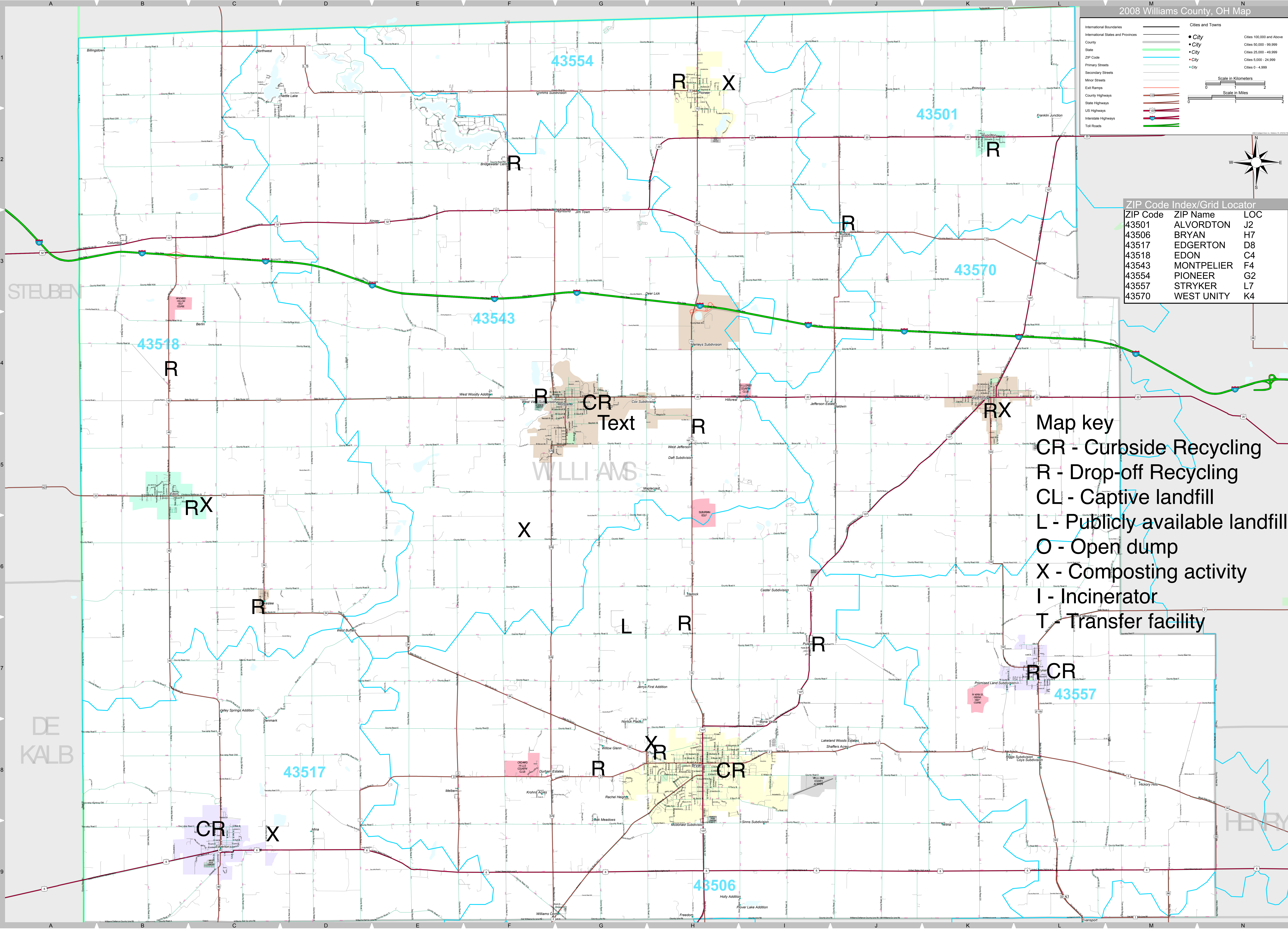
Cities 100,000 and Above
Cities 50,000 - 99,999
Cities 25,000 - 49,999
Cities 5,000 - 24,999
Cities 0 - 4,999

Scale in Kilometers
Scale in Miles

ZIP Code Index/Grid Locator

ZIP Code	ZIP Name	LOC
43501	ALVORDTON	J2
43506	BRYAN	H7
43517	EDGERTON	D8
43518	EDON	C4
43543	MONTEPIELIER	F4
43554	PIONEER	G2
43557	STRYKER	L7
43570	WEST UNITY	K4

- Map key
- CR - Curbside Recycling
 - R - Drop-off Recycling
 - CL - Captive landfill
 - L - Publicly available landfill
 - O - Open dump
 - X - Composting activity
 - I - Incinerator
 - T - Transfer facility



Appendix F
Industrial Survey Results

Appendix F
 Joint Solid Waste Management District of Defiance, Fulton, Paulding and Williams Counties
 Amount of Industrial Waste Recycled by Standard Industrial Classification (SIC) Category (Tons) as Reported on Industrial Surveys

	17	20	24	25	26	28	30	32	33	34	35	36	37	39 not identified	Grand Total	
Sum of Batteries	0.0	10.7	0.2	17.5	5.8	0.0	0.1	0.8	1.9	0.7	0.1	2.0	0.1	0.0	1.0	40.9
Sum of Food	0.0	3,490.0	0.0	0.0	0.0	0.0	0.0	0.0	0.0	0.0	0.0	0.0	0.0	0.0	1,250.0	4,740.0
Sum of Glass	0.0	0.0	0.0	34.0	2.7	2.5	0.0	8,111.8	0.0	0.0	0.2	0.0	9,900.0	0.0	0.0	18,051.2
Sum of Ferrous	6.0	101.8	12.0	289.6	18.2	0.0	324.2	90.1	240,558.0	25,975.9	1,840.1	7.0	14,768.6	228.0	5,843.0	290,062.5
Sum of Non-Ferrous	0.2	0.0	6.0	21.2	1.8	0.0	5.0	176.5	12,124.1	2,234.7	633.3	0.0	46.7	156.5	369.4	15,775.3
Sum of OCC	0.2	1,284.2	26.3	493.4	2,565.4	0.0	874.6	215.5	32.7	141.3	136.2	0.3	62.5	0.0	582.4	6,414.9
Sum of Paper	0.3	23.2	0.0	110.0	2.0	2.3	20.2	0.8	11.9	3,802.2	13.5	0.0	0.0	0.0	0.0	3,986.2
Sum of Plastics	0.0	54.1	0.0	184.0	4.8	2.4	3,343.7	866.0	75.8	244.7	17.2	0.0	69.3	12.5	4,382.0	9,256.4
Sum of Rubber	0.0	0.0	0.0	0.0	0.0	0.0	0.1	0.0	0.0	0.2	0.0	0.0	0.0	0.0	10.0	10.3
Sum of Textiles	0.0	7.4	0.0	0.0	0.0	0.0	0.0	0.0	0.0	1.3	0.0	0.0	0.0	0.0	0.0	8.7
Sum of Wood	0.0	16,784.3	24,177.0	55,893.0	31.1	0.0	432.1	91.0	301.2	2,729.5	47.8	0.0	33.9	15.0	11.0	100,547.0
Sum of Other	0.0	0.0	0.0	524.6	153.9	0.0	25.8	2.0	1,940.3	0.0	1.3	0.0	0.0	0.0	0.0	2,647.9
Sum of Total	6.6	21,755.6	24,221.5	57,567.3	2,785.8	7.1	5,025.8	9,554.5	255,046.0	35,130.4	2,689.6	9.3	24,881.1	412.0	12,448.8	451,541.3

Source:

Recycled industrial waste was reported on Industrial Waste Surveys ar
 This table does not include recycled tonnages reported by Brokers (approximately

Appendix F
 Joint Solid Waste Management District of Defiance, Fulton, Paulding and Williams Counties
 Amount of Industrial Waste Disposed by Standard Industrial Classification (SIC) Category (Tons) as Reported on Industrial Surveys

	17	20	24	25	26	28	30	32	33	34	35	36	37	39 not identified	Grand Total
Sum of Batteries	0.0	0.0	0.0	0.0	0.0	0.0	0.0	0.0	0.0	0.0	0.0	0.0	0.0	0.0	0.0
Sum of Food	0.0	0.0	0.0	0.0	0.0	0.0	0.0	0.0	0.0	0.0	0.0	0.0	0.0	0.0	0.0
Sum of Glass	0.0	0.0	0.0	0.0	0.0	0.0	0.0	0.0	0.0	0.0	0.0	0.0	0.0	0.0	0.0
Sum of Ferrous	0.0	0.0	0.0	0.0	0.0	0.0	0.0	0.0	0.0	0.0	0.0	0.0	0.0	0.0	0.0
Sum of Non-Ferrous	0.0	0.0	0.0	0.0	0.0	0.0	0.0	0.0	0.0	0.0	0.0	0.0	0.0	0.0	0.0
Sum of OCC	0.0	0.0	0.0	0.0	0.0	0.0	0.0	0.0	0.0	0.0	0.0	0.0	0.0	0.0	0.0
Sum of Paper	0.0	0.0	0.0	0.0	0.0	0.0	0.0	0.0	0.0	0.0	0.0	0.0	0.0	0.0	0.0
Sum of Plastics	0.0	0.0	0.0	0.0	0.0	0.0	0.0	0.0	0.0	0.0	0.0	0.0	0.0	0.0	0.0
Sum of Rubber	0.0	0.0	0.0	0.0	0.0	0.0	0.0	0.0	0.0	0.0	0.0	0.0	0.0	0.0	0.0
Sum of Textiles	0.0	0.0	0.0	0.0	0.0	0.0	0.0	0.0	0.0	0.0	0.0	0.0	0.0	0.0	0.0
Sum of Wood	0.0	0.0	0.0	0.0	0.0	0.0	0.0	0.0	0.0	0.0	0.0	0.0	0.0	0.0	0.0
Sum of Other	0.0	0.0	0.0	0.0	0.0	0.0	0.0	0.0	0.0	0.0	0.0	0.0	0.0	0.0	0.0
Sum of Total	0.0	0.0	0.0	0.0	0.0	0.0	0.0	0.0	0.0	0.0	0.0	0.0	0.0	0.0	0.0

Source:

Industrial waste surveys did not collect disposal data.

Appendix G
Residential/Commercial/Industrial Survey Instruments

INDUSTRIAL SURVEY SHEET

Company Name: _____

SIC Code: _____ Number of Employees: _____

Company Address: _____

Contact Person: _____

Phone, Fax and/or e-mail: _____

Please list ALL IN-DISTRICT, ALL OUT-OF-DISTRICT, and ALL IN-HOUSE recycling/reuse of materials for the calendar year 2005. Include the NAME and LOCATION of the recycling facility where the materials went, and the AMOUNT (in tons) recycled. Also include amounts for all materials disposed of and corresponding facility.

MATERIAL TYPE	TONS RECYCLED INCLUDING ANY RE-USED MATERIALS	TONS DISPOSED APPROXIMATE	FACILITY NAME WHERE DID IT GO?	FACILITY LOCATION CITY, STATE
FOOD				
GLASS				
FERROUS METALS Steel				
NON-FERROUS METALS Aluminum, copper, brass, tin				
CARDBOARD				
ALL OTHER PAPER				
PLASTICS				
RUBBER				
TEXTILES				
WOOD, PALLETS, SAWDUST, etc.				
OTHER (PLEASE SPECIFY)				
GENERAL SOLID WASTE DISPOSAL NON-SPECIFIC TYPE				

**Please return the completed survey by March 31, 2006 to – Defiance County
Environmental Services, 500 Court St., Suite E, Defiance, OH 43512
or fax to (419) 784-3268.**

COMMERCIAL/RESIDENTIAL SURVEY SHEET

Company Name: _____

Company Address: _____

Contact Person: _____

Phone, Fax and/or e-mail: _____

Please list ALL IN-DISTRICT, ALL OUT-OF-DISTRICT, and ALL IN-HOUSE recycling/reuse of materials. Include the name and location of the recycling facility where the materials went, and the amount (in tons) recycled. *Please indicate what amount if any was from AUTO PARTS or CONSTRUCTION/DEMOLITION DEBRIS* (these materials are NOT countable).

CATEGORY	Recycling Facility Name	Address/Location WHERE DID IT GO?	TONS RECYCLED INCLUDING ANY RE-USED MATERIALS
Appliances			
Batteries: Wet Cell			
Batteries: Dry Cell			
Food (including meat scraps, bones, fat etc. for rendering)			
Glass			
Metals: Ferrous			What % AUTO or C&D if any
Metals: Non-Ferrous			What % AUTO or C&D if any
Cardboard			
Other Paper			
Plastics			
Tires: Passenger & Light Truck			
Tires: Semi			
Tires: Other (please specify)			
Textiles			
Used Oil (including used for heat)			
Wood (including used for heat)			
Yard Waste			
Other (please specify)			

Please return the completed survey by March 31, 2005 to – Defiance Co. Environmental Services, 500 Court St., Suite E, Defiance, OH 43512 – or fax to (419) 784-3268.