



ERA[®] Ordering Guide

Wireless Product Solutions for North American market
Q4 2022

COMMSCOPE[®]

Contents

ERA™ C-RAN Antenna System

System Configuration.....	2
Head-End: Attenuators, e-POI Subrack.....	3
Head-End: Attenuators, e-POI Modules.....	3
Accessories.....	3
Head-End: Attenuators, e-POI Interface Card.....	4
Head-End: WCS Subracks.....	4
Head-End: Modules/Cards.....	5
Head-End: Power Supply.....	8
Access Points - UAP and CAP.....	9
ERA Carrier Access Point Low Power.....	10
ERA Carrier Access Point Medium Power.....	11
ERA Carrier Access Point High Power.....	11
ERA Carrier Access Point 5G C-Band.....	12
ERA New Generation Access Points.....	13
Universal Access Points 2 (UAP 2).....	14
CWDM Configuration.....	15
ERA Optical Modules.....	16
ERA Racks.....	18
Accessories.....	19
Universal Access Points (UAP) and Mounting Kits.....	21

ERA® C-RAN Antenna System

ERA C-RAN antenna system is built on C-RAN architecture that consolidates and simplifies distributed antenna system head-end resources and flexibly allocates capacity where and when it's needed across the covered area through a simple drag-and-drop software interface.

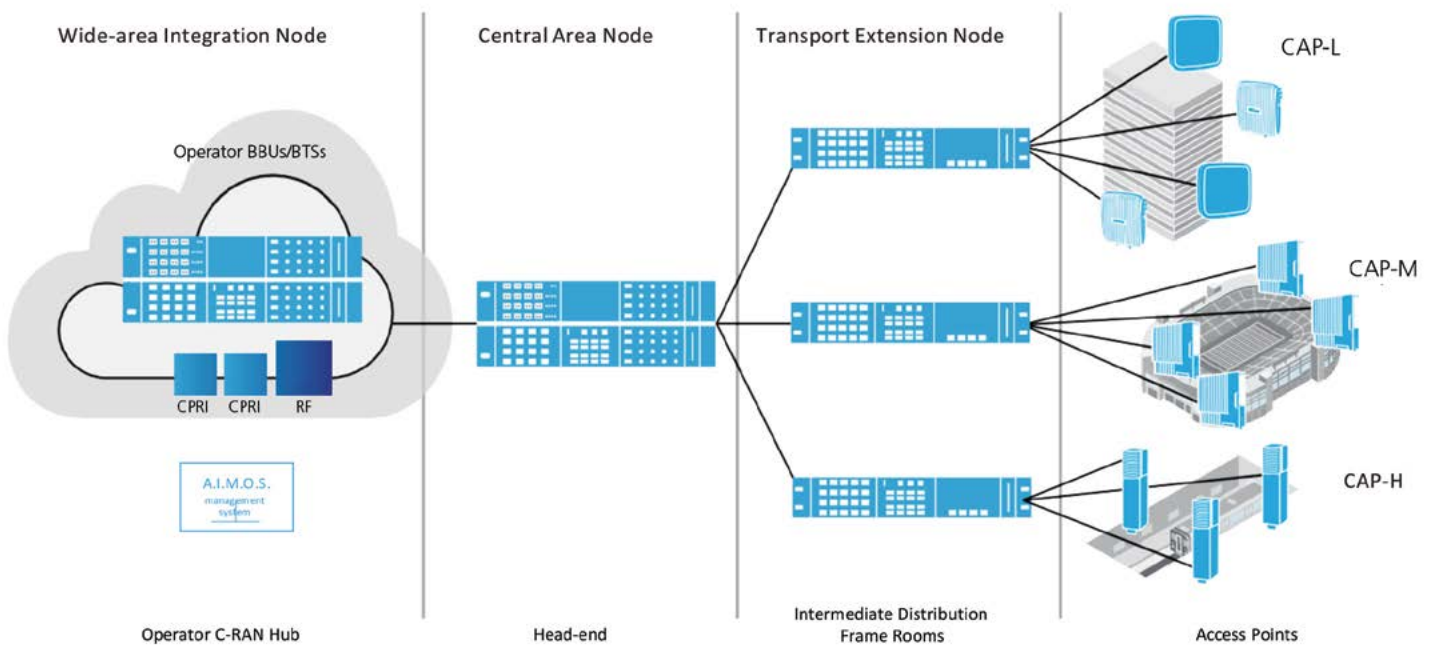
Cloud and centralized radio access networks (C-RAN) represent a shift in the way operators are managing wireless capacity. This breakthrough architecture offers substantial advantages in both capex and opex. ERA extends C-RAN advantages to in-building wireless solutions.

Like a distributed antenna system, CommScope's ERA C-RAN antenna system employs a network of interconnected antennas that provide users access to the wireless network. However, unlike traditional distributed antenna system solutions, CommScope's C-RAN antenna system coordinates wireless capacity throughout a campus, office park or even a metro area from a centralized head-end location or even from operators' existing C-RAN hubs.



Benefits

- Consolidates baseband functions into a single, less complex head-end instead of requiring one in each building
- Flexibly and dynamically allocates baseband capacity across many buildings
- Requires less fiber and can even share fiber with other services for major deployment cost savings

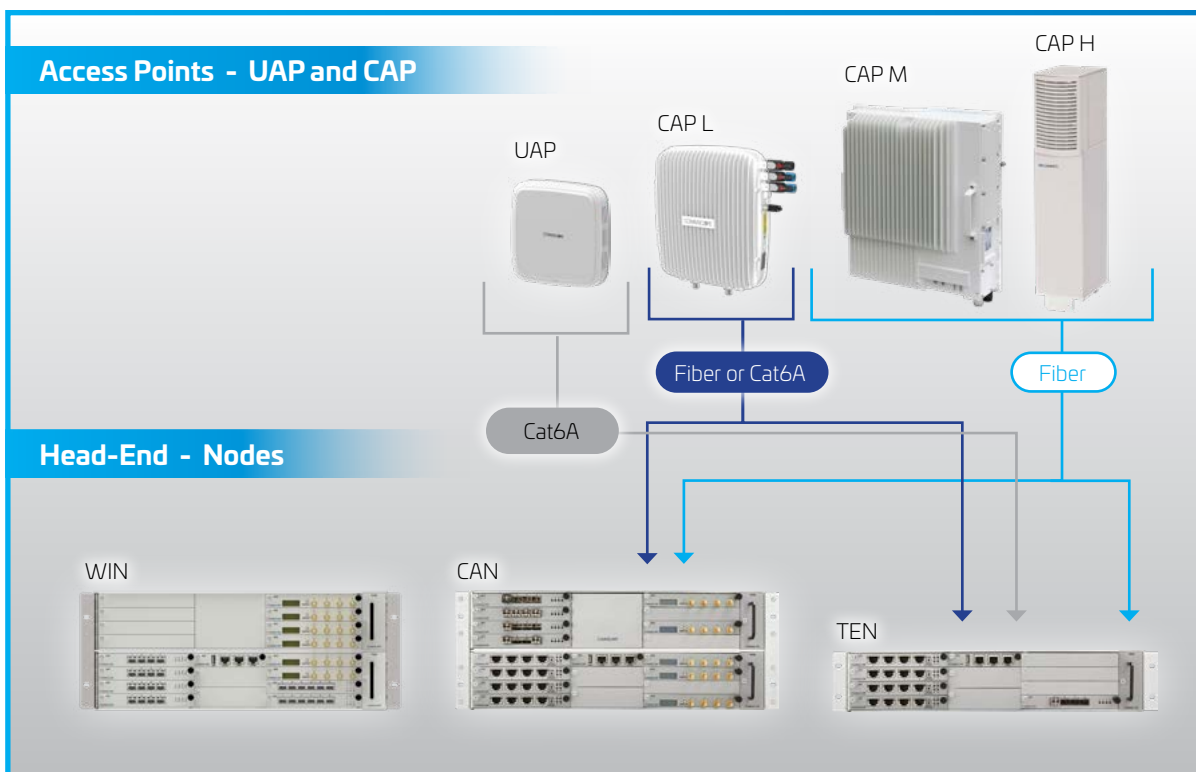


System Configuration

Modular, Frequency Agnostic Building Blocks

ERA makes it easy to deploy, configure and optimize in-building wireless solutions. A small set of frequency-independent building blocks is all that's required for complete flexibility and scalability, from small office buildings to large, complex venues.

- All components support all frequency bands
- IT physical layer infrastructure converged
- Automatic configuration and dynamic optimization
- Advanced operational, optimization, and troubleshooting capabilities



Head-End: Attenuators, e-POI Subrack and Modules

ERA's universal 4U e-POI rack supports up to 8 RF modules. Each e-POI module is capable of handling any frequency band and hosts 4 independent RF paths.

Ordering Information

Description	CommScope Material ID
e-POI Subrack Supports up to 8 RF modules	
e-POI Subrack with (1) Interface Card	7676311-01
e-POI Interface Card (IFC)	7676260-01
e-POI RF Module	7761433-00
e-POI Blank Module	7673474-01
e-POI RF Module High Band	A7850159-00



Subrack
(767311-01)



RF Module
(7761433-00)

Specifications - e-POI Subrack

Electrical

RF Modules	8
Interface Card	1

Mechanical

Dimensions: Height x Width x Depth, mm (in)	4U x 482 x 395 (4U x 19 x 15.5)
Weight, kg (lb)	7.7 (16.94)
Operating Temperature, °C (°F)	-5 to +50 (+23 to +122)

Specifications - e-POI Modules

Electrical

Operational Frequency, MHz - e-POI RF Module	380 to 2700
Operational Frequency, MHz - e-POI HB Module	1700 – 4200
RF Input Power, dBm	+46
Attenuation, dB	30 ±2
PIM @ 2x20 Watts (3rd order), dBc	-160 typical -155 max
Input Voltage, Vdc	12
Power Consumption, Watts per Module	10

Mechanical

Connector	RF input: 4.3-10 RF output: QMA
Height x Width x Depth, mm (in)	170 x 50 x 440 (6.7 x 1.96 x 17.3)
Weight, kg (lb)	5.7 (12.5)
Operating Temperature, °C (°F)	-5 to +50 (+23 to +122)

Head-End: Attenuators, e-POI Interface Card

Ordering Information

Description	CommScope Material ID
e-POI Interface Card (IFC)	7676260-01

Specifications

Electrical

Input Voltage, Vdc	12
Power Consumption, Watts	3.6

Mechanical

Height x Width x Depth, mm (in)	170 x 35 x 390 (6.7 x 1.4 15.3)
Weight, kg (lb)	0.5 (1.1)
Operating Temperature, °C (°F)	-5 to +50 (+23 to +122)

Accessories



Ordering Information

Description	Length	CommScopeMaterial ID
CNT Braided Cable Jumpers		
50 Ohm, black non-halogenated, fire retardant polyolefin jacket, Dca s2 d2 compliant		
QMA Male to QMA Male	0.6 meter	C195-QMQM-M6-AMBG
	1 meter	C195-QMQM-1M-AMBG
	2 meter	C195-QMQM-2M-AMBG

Head-End: WCS Subracks

Features:

- WCS subracks may be used as CANs, TENs or WINs
- All cards are used universally to support all frequency bands
- Universal slots recognize inserted cards
- Configuration, optimization, and upgrades are rendered from a GUI, either locally or remotely



Ordering Information

Description	Dimensions (HxWxD)	Product Code	CommScope Material ID
Wireless Communication Switch (WCS) Subracks			
2 RU, 11 card slots	2 U x 482 x 450 mm	WCS-2	7635443-01
4 RU, 19 card slots	4 U x 482 x 450 mm	WCS-4	7635442-01
WCS Embedded Power Supply Unit Subrack, DC			
2 RU, 11 card slots	2U x 482 x 450 mm	WCS DC 2HU	7844067-00
4 RU, 19 card slots	4U x 482 x 450 mm	WCS DC 4HU	7844068-00
Accessories			
WCS Fan Tray			7635468
WCS Air Filter			7700691

Specifications

Electrical

Input Voltage, Vdc	Subrack:	12
	Power over CAT:	57
Input Voltage, WCS, DC	Subrack:	-48vdc
	Power over CAT:	Not Supported
Power Consumption , Watts	WCS-2	45
	WCS-4	70

Transport Media

Category 6A	CommScope GigaSPEED® X10D®, or equivalent
MM fiber	CommScope LazrSPEED®; or equivalent
SM fiber	CommScope TeraSPEED®; or equivalent

Mechanical

Number of Card Slots	WCS-2:	11
	WCS-4:	19
Height x Width x Depth, mm (in)	WCS-2:	2U x 482 x 450 (2U x 19" x 17.7)
	WCS-4:	4U x 482 x 450 (4U x 19" x 17.7)
Weight, kg (lb)	WCS-2:	7.6 (16.7)
	WCS-4:	10.8 (23.8)
Operating Temperature, °C (°F)	+5 to +40	(+41 to +104)

Head-End: Modules/Cards

Ordering Information

Description	Product Code	CommScope Material ID
Copper Transport Card 4 (RJ45) x 10 Gb-Ethernet links to UAP or copper CAP L	CAT	7633228-02
Copper Transport Card (CAT2) 4 (RJ45) x 10 Gb-Ethernet links to copper UAP 2 and copper CAP L2	CAT2	7847569-00
RF Donor Card 4 (QMA Female) x analogue links to BTS	RFD	7633229-05
RF Donor Card High Band 4 (QMA Female) x analogue links to BTS	RFD-HB	7841277-00
Optical Transport Card 4 (SFP+ module*) x optical links to TEN, WIN or fiber CAP	OPT	7642123-01
System User Interface Card Service ports for LMT, LAN and modem connect, 3 x RJ45, USB	SUI	7642125-00
Blank Module, Universal Slot	BP-UNV	7688866-00
Blank Module, Auxiliary Transport Slot	BP-AUT	7688867-00
Blank Module, System User Interface Slot	BP-SUI	7688868-00



Specifications



Nokia CPRI Digital Donor Card (CDD)

6 x CPRI links to base band unit
Nokia part sold by Nokia

Electrical


Input Voltage, Vdc	12
Power Consumption, Watts	40
CPRI Line Rates, Gbps	Rate 3,5 and 7
Radio Access Technology	LTE-FDD
Number of Carriers per Port	1 to 4
Bandwidth Total, MHz	240

Mechanical

Connection	6x SFP Module*
Height x Width x Depth, mm (in)	20 x 145 x 300 (0.8 x 5.7 x 11.8)
Weight, kg (lb)	0.47 (1.045)
Operating Temperature, °C (°F)	+5 to +40 (+41 to +104)

*SFP+ ports sold separately

Specifications continued




Copper Transport Card (CAT)
4 x 10 Gb-Ethernet links to UAP or CAP L

Electrical

Input Voltage, Vdc	12
Power Consumption, Watts	26
Power over Ethernet	2 circuits / port
Number of UAP/Cap L supported	6 max. using cascading option

Mechanical

Connection	4x RJ45
Height x Width x Depth, mm (in)	20 x 145 x 300 (0.8 x 5.7 x 11.8)
Weight, kg (lb)	0.44 (0.96)
Operating Temperature, °C (°F)	+5 to +40 (+41 to +104)



Copper Transport Card (CAT2)
4 x 10 Gb-Ethernet links to UAP 2 or CAP L2
(dual link for PoE++)

Electrical

Input Voltage, Vdc	12
Power Consumption, Watts	26
Power over Ethernet	2 circuits / port
Number of UAP/Cap L supported	6 max. using cascading option

Mechanical

Connection	4x RJ45
Height x Width x Depth, mm (in)	20 x 145 x 300 (0.8 x 5.7 x 11.8)
Weight, kg (lb)	0.44 (0.96)
Operating Temperature, °C (°F)	+5 to +40 (+41 to +104)



RF Donor Card (RFD)
4 x analogue links to BTS

Electrical

Operational Frequency, MHz	380 to 2700
RF Input Power, dBm	-5 to +16
Bandwidth per Port, MHz	75
Bandwidth Total, MHz	320
RF Interface	Rx, Tx, or Rx/Tx
Input Voltage, Vdc	12
Power Consumption, Watts	45

Mechanical

Connection	4x QMA female
Height x Width x Depth, mm (in)	20 x 145 x 300 (0.8 x 5.7 x 11.8)
Weight, kg (lb)	0.54 (1.2)
Operating Temperature, °C (°F)	+5 to +40 (+41 to +104)

Specifications continued



RF Donor Card High Band (RFD HB)

4 x analogue links to BTS

Electrical

Operational Frequency, MHz	1700 to 4200
RF Input Power, dBm	-5 to +16
Bandwidth per Port, MHz	100
Bandwidth Total, MHz	320
RF Interface	Rx, Tx, or Rx/Tx
Input Voltage, Vdc	12
Power Consumption, Watts	58

Mechanical

Connection	4x QMA female
Height x Width x Depth, mm (in)	20 x 145 x 300 (0.8 x 5.7 x 11.8)
Weight, kg (lb)	0.54 (1.2)
Operating Temperature, °C (°F)	+5 to +40 (+41 to +104)



Optical Transport Card (OPT)

4 x optical links to TEN, WIN or fiber CAP

Electrical

Input Voltage, Vdc	12
Power Consumption, Watts	8

Mechanical

Connection	4x SFP+ module*
Height x Width x Depth, mm (in)	20 x 145 x 300 (0.8 x 5.7 x 11.8)
Weight, kg (lb)	0.28 (0.61)
Operating Temperature, °C (°F)	+5 to +40 (+41 to +104)

*SFP+ ordered separately



System User Interface (SUI)

Service ports for LMT, LAN and modem connect

Electrical

Input Voltage, Vdc	12
Power Consumption, Watts	1.5

Mechanical

Connection	3x RJ45, USB
Height x Width x Depth, mm (in)	20 x 107 x 300 (0.8 x 4.2 x 11.8)
Weight, kg (lb)	0.15 (0.33)
Operating Temperature, °C (°F)	+5 to +40 (+41 to +104)

Head-End: Power Supply

ERA simplifies ordering with one universal power supply subrack and two standard power modules hosting 2x 12 Vdc and 2x 57 Vdc in a single shelf.

Features:

- 1U height minimizes rack space usage
- Redundant 12 Vdc and 57 Vdc modules
- Hot-swapped functionality
- Powers WCS subracks, access points and connected devices
- PSU subrack and modules for each WCS subrack



Power Supply Unit Shelf



PSU-12V-AC



PSU-57V-AC

Ordering Information

Description	Product Code	CommScope Material ID
Power Supply Unit Subrack, AC Accommodates 4 power supply units Dimensions (HxWxD) 1 RU x 483 x 495 mm	PSU-SR-AC	7693531-00
Power Supply Units		
12 Vdc, 100-240 Vac	PSU-12V-AC	7663610-00
57 Vdc, 100-240 Vac	PSU-57V-AC	7663468-00

Specifications - Power Supply Subrack

Electrical		Use	Mechanical		
Modules	2	12 Vdc	WCS	Connection	IEC60320 C19
	2	57 Vdc	Power over CAT	Height x Width x Depth, mm (in)	1U x 482 x 495 (1U x 19 x 19.5)
Redundancy	Yes			Weight, kg (lb)	4.2 (9.2)
Current Share	Yes			Operating Temperature, °C (°F)	+5 to +40 (+41 to +104)

Specifications - Power Supply Units

Electrical	12Vdc Module	57Vdc Module
Input Voltage, Vac	85 to 264	85 to 264
Input Frequency Range, Hz	47 to 63	47 to 66
Output Voltage, Vdc	12	57
Output Power, Watts	90-132 Vac: 750 180-264 Vac: 1250	90-140 Vac: 1200 185-300 Vac: 2000
Mechanical		
Height x Width x Depth, mm (in)	42 x 100 x 285 (1.6 x 3.9 x 11.2)	42 x 100 x 350 (1.6 x 3.9 x 13.8)
Weight, kg (lb)	1.4 (3.08)	2.3 (5.06)
Operating Temperature, °C (°F)	-10 to +55 (+14 to +131)	-10 to +55 (+14 to +131)






Access Points - UAP and CAP

The ERA access points offer a wide variety of customization options. They can be fitted with various antenna types and power levels to suit indoor, outdoor or mixed deployments. They feature external antenna ports for performance, aesthetics and signal shaping, and allow embedded MIMO support to deliver top data speeds.

Features:

- A range of power levels to economically cover large indoor and outdoor spaces
- Outdoor and plenum ratings to allow widest variety of deployment scenarios
- Copper or fiber connections to suit short or long cable runs
- Power over category cable or remote power through hybrid fiber support
- Daisy-chaining capability for additional carrier access points or other IP device

Multiple Access Point Options

Specifications	 UAP2	 CAP L	 CAP L2	 CAP M	 CAP M2 C-band	 CAP MX	 CAP H
Output Power	+24 dBm	18/21 dBm per 60-125 mW	+21 dBm	30 dBm per 1 W	+34 dBm	29 dBm (< 1 GHz) 33 dBm 1900MHz and 2100MHz 30 dBm 2300MHz 32 dBm 2500MH	43 dBm
Frequency Bands	4x Radio Modules MIMO2x2	4	4x Radio Modules MIMO2x2	4	Full C-Band	10	4
Antennas	Embedded MIMO 2x2	External	External	External	External	External	External
Outdoor Rated	No	Yes	Yes	Yes	Yes	Yes	Yes
Plenum Rated	No	Yes	Yes	Yes	Yes	Yes	Yes
Network Connection	Copper or Fiber	Copper or Fiber	Copper or Fiber	Fiber	Fiber	Fiber	Fiber
MIMO	Embedded	Cascaded or Embedded	Embedded	Cascaded or Embedded	Embedded	SISO	Cascaded or Embedded
Cooling	Active	Passive or Active	Passive	Passive	Passive	Passive	Active
Cascading	No	Yes	No	Yes	No	No	Yes
Height x Width x Depth mm (in)	345 x 345 x 91 (13.58 x 13.53 x 3.58)	424 x 388 x 110 (16.69 x 15.28 x 4.33)	500 x 355 x 100 (19.685 x 13.976 x 3.937)	514 x 453 x 460 (20.24 x 17.83 x 6.30)	460 x 350 x 215 (18.11 x 13.78 x 8.465)	475 x 569 x 191 (18.7 x 22.4 x 7.5)	824 x 176 x 220 (32.44 x 6.93 x 8.66)

ERA Carrier Access Point Low Power

ERA Carrier Access Point (CAP) feature external antenna ports for performance, aesthetics and signal shaping; and allow embedded MIMO support to deliver top data speeds.



Features

- Up to 21 dBm power to economically cover large indoor and outdoor spaces
- Outdoor and plenum ratings to allow widest variety of deployment scenarios
- Copper or fiber connections to suit short or long cable runs
- Power over CAT cable or remote power through hybrid fiber support
- Daisy-chaining capability for secondary CAP or other IP device such as a Wi-Fi access point or IP security camera

Ordering Information

Description	Network Connection	Powered	Fan Kit	Product Code	CommScope Material ID
CAP L - Carrier Access Point for Low Power					
4-Band Support					
AWS 1700 MIMO and WCS 2300 MIMO Applications	Copper Fed	Power Over CAT	Without Fan Kit	CAP L 17E/17E/23/23 C-PE	7770203-0004
	Fiber Fed	External DC	Without Fan Kit	CAP L 17E/17E/23/23 F-DC	7770203-0006
AWS 1700 MIMO and PCS 1900 MIMO Applications	Copper Fed	Power Over CAT	Without Fan Kit	CAP L 17E/17E/19/19 C-PE	7770356-0004
	Fiber Fed	External DC	Without Fan Kit	CAP L 17E/17E/19/19 F-DC	7770356-0006
USA 700, USA 750, SMR 800, CEL 850, AWS 1700 and PCS 1900 Applications	Copper Fed	Power Over CAT	Without Fan Kit	CAP L 7/80-85/17E/19 C-PE	7776596-0004
	Fiber Fed	External DC	Without Fan Kit	CAP L 7/80-85/17E/19 F-DC	7776596-0006
AWS 1700 MIMO, PCS 1900, WCS 2300 and TDD 2500 Applications	Copper Fed	Power Over CAT	Without Fan Kit	CAP L 17E/19/23/25 C-PE	7776597-0004
	Fiber Fed	External DC	Without Fan Kit	CAP L 17E/19/23/25 F-DC	7776597-0006

ERA Carrier Access Point Medium Power

Ordering Information

Description	Network Connection	Powered	Product Code	CommScope Material ID
CAP M - Carrier Access Point for Medium Power				
4-Band Support				
USA 700, USA 750, SMR 800, CEL 850, AWS 1700, PCS 1900 Applications	Fiber Fed	AC	CAP M 7E/80-85/17E/19 F-AC	7820478-0001
		DC	CAP M 7E/80-85/17E/19 F-DC	7820478-0002
WCS 2300 MIMO, and TDD 2500 MIMO Applications	Fiber Fed	AC	CAP M 23/23/25/25 F-AC	7820689-0001
		DC	CAP M 23/23/25/25 F-DC	7820689-0002
Wide Band Medium Power supporting 600MHz-2700MHz Applications	Fiber Fed	AC	CAP MX AC	7830127-0001
		DC	CAP MX DC	7830127-0002
Medium Power supporting Public Safety 400 UHF, 700MHz including FirstNet and 800MHz Public Safety Applications	Fiber Fed	AC	CAP M 4/70/80F-AC	7828333-0001
		DC	CAP M 4/70/80F-DC	7828333-0002

ERA Carrier Access Points High Power

Ordering Information

Description	Network Connection	Powered	Product Code	CommScope Material ID
CAP H- Carrier Access Point for High Power				
4-Band Support				
AWS 1700 MIMO, PCS 1900 MIMO High Power Applications	Fiber Fed	AC	CAP H 17E/17E/19/19 F-AC-F1	7825730-0002
		DC	CAP H 17E/17E/19/19 F-DC-F1	7825730-0004
WCS 2300 MIMO, BRS 2500 TDD MIMO High Power Application	Fiber Fed	AC	CAP H 23/23/25T/25T F-AC-F1	7835476-0006
		DC	CAP H 23/23/25T/25T F-DC-F1	7835476-0008
USA 700, USA 750, SMR 800, CEL 850, AWS 1700, PCS 1900 High Power Applications	Fiber Fed	AC	CAP H 7E/80-85/17E/19 F-AC-F1	7825719-0002
		DC	CAP H 7E/80-85/17E/19 F-DC-F1	7825719-0004

ERA Carrier Access Point 5G C-Band Ordering Information

Description	Network Connection	Voltage	Product Code	CommScope Material ID
ERA Carrier Access Point with MIMO 2x2 Radio Module for Medium and Low Power C-Band				
Carrier Access Point with MIMO 2x2 Radio Module for Medium Power C-BAND Applications, Fiber Fed, AC	Fiber Fed	AC	CAP M2 C-Band F-AC	7851671-1001
Carrier Access Point with MIMO 2x2 Radio Module for Medium Power C-BAND Applications, Fiber Fed, DC	Fiber Fed	DC	CAP M2 C-Band F-DC	7851671-1002
Carrier Access Point with MIMO 2x2 Radio Module for Low Power C-BAND Applications, Fiber Fed, External DC Powered, without Fan Kit	Fiber Fed	DC	CAP L2 C-Band F-DC	7845390-1018
Carrier Access Point with MIMO 2x2 Radio Module for Low Power C-BAND Applications, Copper Fed, Power over CAT Powered, without Fan Kit	Copper Fed	PoE	CAP L2 C-Band C-PE	7845390-0018

Note: The above products are not released yet; please contact CommScope for further information



Low power



Medium power

ERA New Generation Access Points

The ERA New Generation Access Points feature embedded MIMO 2x2, modular Radio Modules for performance and aesthetics to deliver higher data speeds. They can be deployed indoor, outdoor, or mixed and offer various antenna types.

Features:

- Modular, MIMO 2x2, band-specific Radio Module
- Copper or fiber network connection to suit short or long cable runs
- Power over category cable or local power through DC power supply unit

Multiple Access Point Options

Specifications



UAP2



CAP L2

	UAP2	CAP L2
Output Power	+24 dBm	+21 dBm
Frequency Bands	4x Radio Modules MIMO2x2	4x Radio Modules MIMO2x2
Antennas	Embedded MIMO 2x2	External
IP Rating	IP20	IP68
Network Connection	Copper or Fiber	Copper or Fiber
MIMO	Embedded	Embedded
Cooling	Active	Passive

CAP L2 Access Points

Ordering Information

Description	Network Connection	Power	Product Code	CommScope Material ID
ERA New Generation Access Points				
Carrier access point with up to four MIMO 2x2 radio modules for low power AWS 1700, PCS 1900, WCS 2300 and TDD 2500 applications	Fiber	External DC	CAP L2 17E/19/23/25T F-DC	7845390-1007
Carrier access point with MIMO 2x2 radio module to support for medium power USA 600, LMR 750, USA 700, USA, 750, SMR 800 and CEL 850 applications	Fiber	External DC	CAP L2 6/7E/80-85 F-DC	7845390-1008
Carrier Access Point with up to four MIMO 2x2 Radio Module for Low Power AWS 1700, PCS 1900, WCS 2300, and TDD 2500 Applications, Copper Fed, Power over CAT	Copper	PoE	CAP L2 17E/19/23/25T C-PE	7845390-0007
Carrier Access Point with MIMO 2x2 Radio Module to Support for Medium Power USA 600, LMR 750, USA 700, USA 750, SMR 800 and CEL 850 Applications, Copper Fed	Copper	PoE	CAP L2 6/7E/80-85 C-PE	7845390-0008

Note: The above products are not released yet; please contact CommScope for further information.

UAP2 Access Points

Ordering Information

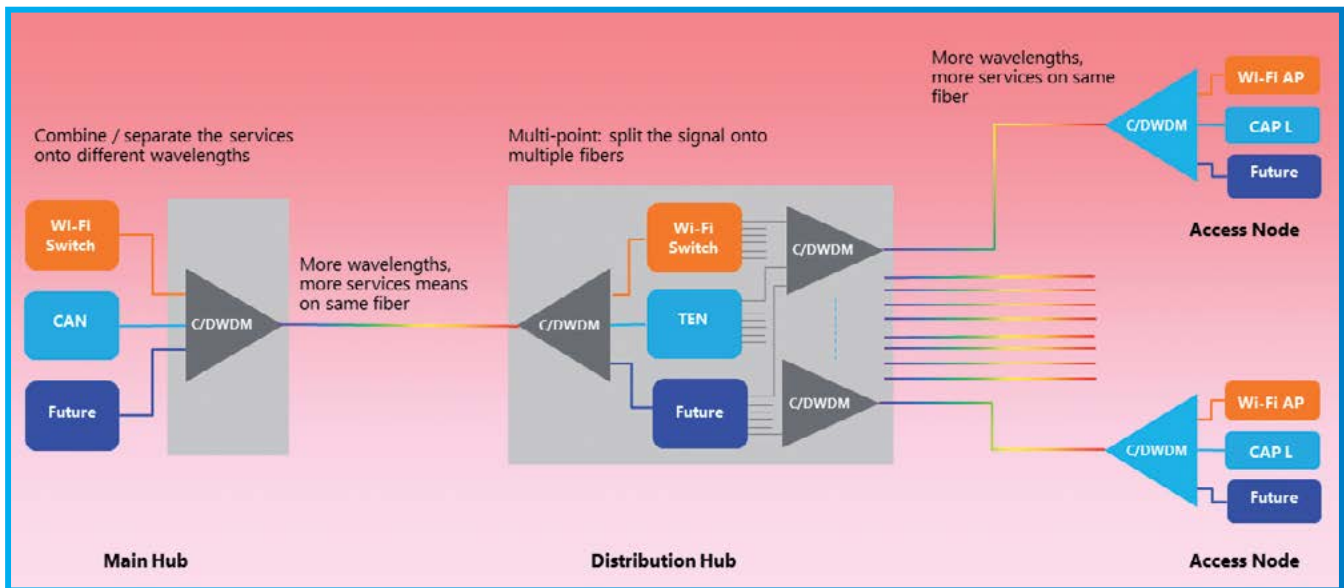
Description	Network Connection	Power	Product Code	CommScope Material ID
UAP2 - Two radio module variants				
UAP2 supporting 2500 TDD and C-Band, Fiber fed	Fiber	External DC	UAP2 25T/37T F-DC	7845389-1028
UAP2 supporting 3.45 DoD and C-Band, Fiber fed	Fiber	External DC	UAP2 34T/37T F-DC	Coming Soon
UAP2 supporting AWS 1700 and PCS 1900, Fiber fed	Fiber	External DC	UAP2 17E/19 F-DC	7845389-1025
UAP2 supporting 2500 TDD and C-Band, Power over CAT	Copper	PoE	UAP2 25T/37T C-PE	7845389-0028
UAP2 supporting 3.45 DoD and C-Band, Power over CAT	Copper	PoE	UAP2 34T/37T C-PE	Coming Soon
UAP2 supporting AWS 1700, and PCS 1900, Power over CAT	Copper	PoE	UAP2 17E/19 C-PE	7845389-0025
UAP2 - Four radio module variants				
UAP2 supporting 2500 TDD, 3.45 DoD and C-Band, Fiber fed	Fiber	External DC	UAP2 25T/34T/37T/37T F-DC	Coming Soon
UAP2 supporting AWS 1700, PCS 1900, 2500 TDD, and C-Band, Fiber fed	Fiber	External DC	UAP2 17E/19/25T/37T F-DC	7845389-1031
UAP2 supporting LMR 750, USA 700, USA 750, AWS 1700, PCS 1900, and C-Band, Fiber fed	Fiber	External DC	UAP2 7E/17E/19/37T F-DC	7845389-1032
UAP2 supporting SMR 800 and CEL 850, AWS 1700, PCS 1900, and C-Band, Fiber fed	Fiber	External DC	UAP2 80-85/25T/34T/37T F-DC	7845389-1033
UAP2 supporting SMR 800 and CEL 850, AWS 1700, PCS 1900, and C-Band, Fiber fed	Fiber	External DC	UAP2 80-85/17E/19/37T F-DC	7845389-1034
UAP2 supporting 2500 TDD, 3.45 DoD and C-Band, Power over CAT	Copper	PoE	UAP2 25T/34T/37T/37T C-PE	Coming Soon
UAP2 supporting AWS 1700, PCS 1900, 2500 TDD, and C-Band, Power over CAT	Copper	PoE	UAP2 17E/19/25T/37T C-PE	7845389-0031
UAP2 supporting LMR 750, USA 700, USA 750, AWS 1700, PCS 1900, and C-Band, Power over CAT	Copper	PoE	UAP2 7E/17E/19/37T C-PE	7845389-0032
UAP2 supporting SMR 800 and CEL 850, 2500 TDD, 3.45 DoD and C-Band, Power over CAT	Copper	PoE	UAP2 80-85/25T/34T/37T C-PE	Coming Soon
UAP2 supporting SMR 800 and CEL 850, AWS 1700, PCS 1900, and C-Band, Power over CAT	Copper	PoE	UAP2 80-85/17E/19/37T C-PE	7845389-0034

CWDM Configuration

Coarse Wavelength Division Multiplexing (CWDM) SFP+


Different to analogue transmission for digital data-streams, CWDM is a very common approach to extend transport capacity while saving on fiber count or even not increasing the number of used fibers. ERA is using standard SFP+ modules for different distances (e.g. 10 km and 40 km) and different laser wave-length (e.g. 18 wave-length/colors). Even so ERA is in principle capable to work with almost any standard SFP+ module. CommScope is offering a selection of pre-qualified and approved SFP+ modules and MUX/DEMUX filters. The right selection of SFP+ colors together with the appropriate WDM-MUX/DEMUX provides the ERA WDM solution.

- 18 CWDM SFP+ (1270 to 1610)
- Placed in OPT card (WIN, CAN, TEN)
- Placed in CAP (fiber version)



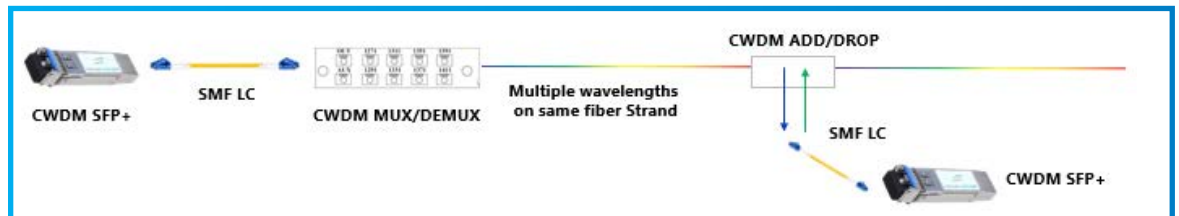
CWDM MUX & DEMUX

- Passive
- Rack Mountable
- 2, 4, 8, 18 wavelength



CWDM Add and Drop

- Passive
- Remote Unit Side Mountable
- 2 wavelength



ERA Optical Modules

Coarse Wavelength Division Multiplexing (CWDM) SFP+

Different to analogue transmission for digital data-streams, CWDM is a very common approach to extend transport capacity while saving on fiber count or even not increasing the number of used fibers. ERA is using standard SFP+ modules for different distances (e.g. 10 km and 40 km) and different laser wave-length (e.g. 18 wave-length/colors). Even so ERA is in principle capable to work with almost any standard SFP+ module.

CommScope is offering a selection of pre-qualified and approved SFP+ modules and MUX/DEMUX filters. The right selection of SFP+ colors together with the appropriate WDM-MUX/DEMUX provides the ERA WDM solution.

Ordering Information

Description	CommScope Material ID
SFP+ Modules	
10G BASE, LC (singlemode, 1310 nm)	7680813
10G BASE, LC (multimode, 850 nm)	7660511
SFP+ 10GBase CWDM, 40km	
SFP+ 10GBase CWDM-270 40km	7803247
SFP+ 10GBase CWDM-290 40km	7803249
SFP+ 10GBase CWDM-310 40km	7803291
SFP+ 10GBase CWDM-330 40km	7803293
SFP+ 10GBase CWDM-350 40km	7803295
SFP+ 10GBase CWDM-370 40km	7803298
SFP+ 10GBase CWDM-390 40km	7803900
SFP+ 10GBase CWDM-410 40km	7803902
SFP+ 10GBase CWDM-430 40km	7803904
SFP+ 10GBase CWDM-450 40km	7803906
SFP+ 10GBase CWDM-470 40km	7801330
SFP+ 10GBase CWDM-490 40km	7801340
SFP+ 10GBase CWDM-510 40km	7801342
SFP+ 10GBase CWDM-530 40km	7801344
SFP+ 10GBase CWDM-550 40km	7801360
SFP+ 10GBase CWDM-570 40km	7801363
SFP+ 10GBase CWDM-590 40km	7801365
SFP+ 10GBase CWDM-610 40km	7801367

Features

- 18 CWDM SFP+ (1270 to 1610)
- Placed in OPT card (WIN, CAN, TEN)
- Placed in CAP (fiber version)



SFP+ Multimode



SFP+ Singlemode

ERA Optical Modules continued

Ordering Information

Description		CommScope Material ID
MUX/DEMUX Rack with 3 Slots		7818375
MUX and DEMUX without Rack, 1 Slot		
2-Wavelengths	MUX (430-450)	7818377
	DEMUX (430-450)	7818379
4-Wavelengths	MUX (270-330)	7818451
	DEMUX (270-330)	7818452
	MUX (350-410)	7818453
	DEMUX (350-410)	7818454
	MUX (470-530)	7818459
	DEMUX (470-530)	7818470
	MUX (550-610)	7818471
	DEMUX (550-610)	7818472
8-Wavelengths	MUX (270-410)	7818455
	DEMUX (270-410)	7818457
	MUX (470-610)	7818473
	DEMUX (470-610)	7818475
MUX and DEMUX with Rack		
18-Wavelengths	MUX (270-610)	7818477
	DEMUX (270-610)	7818479
CWDM Fiber Optical Modules - Add/Drop		
CWDM Add/Drop Add1291nm/Drop1271nm		7830281
CWDM Add/Drop Add1331nm/Drop1311nm		7830283
CWDM Add/Drop Add1371nm/Drop1351nm		7830339
CWDM Add/Drop Add1411nm/Drop1391nm		7830341
CWDM Add/Drop Add1451nm/Drop1431nm		7830343
CWDM Add/Drop Add1491nm/Drop1471nm		7830345
CWDM Add/Drop Add1531nm/Drop1511nm		7830347
CWDM Add/Drop Add1571nm/Drop1551nm		7830349
CWDM Add/Drop Add1611nm/Drop1591nm		7830351
Fiber Module Mounting Kit		7832683-00
BiDi 40km Kit (Parts below are included)		A7846857
Attenuator, LC/UPC, 7dB		A7843668
10G BiDi SFP+ TX1270/RX1330 40km		A7832204
10G BiDi SFP+ TX1330/RX1270 40km		A7832206
CSFP 20km Kit (Parts below are included)		A7846858
Fiber 3dB Attenuator LC/UPC, TAA		A7843666
10G CSFP+-BiDi, TX1330/RX1270 20Km		A7845629
10G SFP+, Bi-Di, 1270nmTx/1330nmRx, 20km		A7845627





ERA Racks

Ordering Information

Description	CommScope Material ID
Indoor 19" Racks - 600x600	
Rack 19" 24U 600x600x1200 open fr. basic	7845576
Rack 19" 24U 600x600x1200 open frame	7845577
Rack 19" 24U 600x600x1200 perf. d. basic	7845578
Rack 19" 24U 600x600x1200 perf. doors	7845579
Rack 19" 37U 600x600x1800 open fr. basic	7845580
Rack 19" 37U 600x600x1800 open frame	7845581
Rack 19" 37U 600x600x1800 perf. d. basic	7845582
Rack 19" 37U 600x600x1800 perf. doors	7845583
Rack 19" 46U 600x600x2200 open fr. basic	7845584
Rack 19" 46U 600x600x2200 open frame	7845585
Rack 19" 46U 600x600x2200 perf. doors	7845586
Rack TiRAX , 46U, 600x600 perf. doors	7845587
Indoor 19" Racks - 600x800	
Rack 19" 24U 600x800x1200 open fr. basic	7845591
Rack 19" 46U 600x600x2200 perf. doors	7845592
Rack 19" 24U 600x800x1200 perf. d. basic	7845593
Rack 19" 24U 600x800x1200 perf. doors	7845595
Rack 19" 24U 600x800x1200 open fr. basic	7845591
Rack 19" 46U 600x600x2200 perf. doors	7845592
Rack 19" 24U 600x800x1200 perf. d. basic	7845593
Rack 19" 24U 600x800x1200 perf. doors	7845595
Rack 19" 46U 600x800x2200 open fr. basic	7845600
Rack 19" 46U 600x800x2200 open frame	7845601
Rack 19" 46U 600x800x2200 perf. d. basic	7845603
Rack 19" 46U 600x800x2200 perf. doors	7845602
Indoor 19" Racks - 800x800	
Rack 19" 24U 800x800x1200 open fr. basic	7845604
Rack 19" 24U 800x800x1200 open frame	7845605
Rack 19" 24U 800x800x1200 perf. d. basic	7845606
Rack 19" 24U 800x800x1200 perf. doors	7845607
Rack 19" 37U 800x800x1800 open fr. basic	7845608
Rack 19" 37U 800x800x1800 open frame	7845609
Rack 19" 37U 800x800x1800 perf. d. basic	7845610
Rack 19" 37U 800x800x1800 perf. doors	7845611
Rack 19" 46U 800x800x2200 open fr. basic	7845612
Rack 19" 46U 800x800x2200 open frame	7845613
Rack 19" 46U 800x800x2200 perf. doors	7845614
Rack 19" 46U 800x800x2200 perf. doors	7845615
Wall Mount Racks	
Rack 19" 9U 600x700x530 perf. d. basic	7845616
Rack Vari IT , 9U, 600x700 perf. doors	7845617

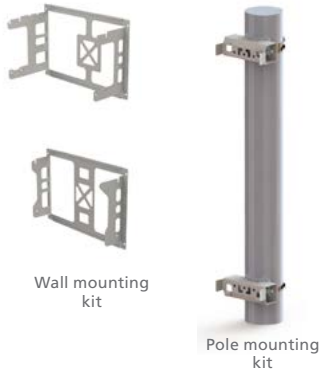
Accessories

Ordering Information

Description	CommScope Material ID	
CAP L Mounting Kits		 <p>Cap L with flat bracket kit for wall mounting</p> <p>Two CAP L units mounted in dual-mount wall bracket</p>
Flat Mounting Kit	7774353-00	
Dual Wall Mount Kit	7815440-00	
Power Supply/Hybrid Fiber Mounting Kit	7774354-00	
CAP L 240W Local AC Power Supply Kits		 <p>Local AC PSU + mounting bracket</p>
No Cord	7775087-00	
With Cord	7809798-00	
CAP L Hybrid Fiber Splice Box Kit		 <p>Hybrid fiber splice box + mounting bracket</p>
Hybrid Fiber Splice Box Kit	7693816-00	
CAP L Diplexer For 694-1880 & 1920-2700 MHz Outdoor Application	779139-00	 <p>Diplexer for ERA®</p>
CAP L Local Power Jumpers		
0.5 meter	7774061	
3 meter	7816237-00	

Accessories

Ordering Information

Description	CommScope Material ID	
CAP M Mounting Kits		
Wall Mounting Bracket, Single (qty. 2)	7821955-00	
Wall Mounting Bracket, Dual (qty. 2)	7821954-01	
Pole Mounting bracket CAP M	7692096-01	
Wooden Pole Mounting bracket CAP M	7696132-01	
CAP H Mounting Kits		
Wall Mounting Kit	7661581	 <p>Wall mounting kit</p> <p>Pole mounting kit</p>
Pole Mounting Kit	7661538	
Fiber Patch Cords		
Singlemode LC Duplex, 1 meter	7816313-00	
Multimode LC Duplex, 1 meter	7779525	
Singlemode LC Duplex, 3 meter	7816311-00	
Multimode LC Duplex, 3 meter	7816312-00	
CAP L2 Mounting Bracket (Two per box)	A7848842	
CAP M2 Mounting Bracket (Two per box)	A7851753	
CAP MX Mounting Brackets		
CAP MX Mounting Bracket Single	7847985-00	
CAP MX Mounting Bracket Dual	7847984-00	

*Note UAP2 and CAP L2 Mounting kits have not been released. Please contact your CommScope representative.

Next Generation Accessories

Ordering Information

Description	CommScope Material ID	
CAP M Mounting Kits		
Wall Mounting Bracket, Single (qty. 2)	7821955-00	
Wall Mounting Bracket, Dual (qty. 2)	7821954-01	
Pole Mounting Bracket CAP M	7692096-01	
Wooden Pole Mounting Bracket CAP M	7696132-01	

CommScope pushes the boundaries of communications technology with game-changing ideas and ground-breaking discoveries that spark profound human achievement. We collaborate with our customers and partners to design, create and build the world's most advanced networks. It is our passion and commitment to identify the next opportunity and realize a better tomorrow.

Discover more at commscope.com

COMMSCOPE®

commscope.com

Visit our website or contact your local CommScope representative for more information.

© 2022 CommScope, Inc. All rights reserved.

All trademarks identified by ™ or ® are trademarks or registered trademarks in the US and may be registered in other countries. All product names, trademarks and registered trademarks are property of their respective owners. This document is for planning purposes only and is not intended to modify or supplement any specifications or warranties relating to CommScope products or services.

CO-1162991-EN (11/22)