

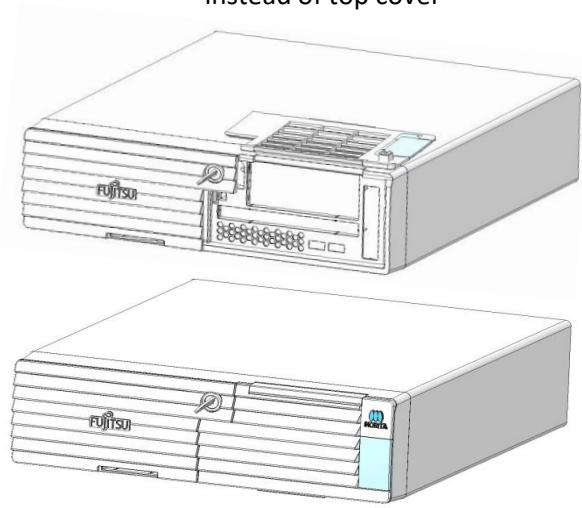
PRIMERGY TX1320 M4
small form factor
Tower server



black chassis version



white chassis version has door instead of top cover
instead of top cover



Chapter	Folder	Content
	Cover	List of content, Instructions for usage of this configurator, abbreviations
	Description	System Description for easier understanding
1	Base	describes base unit of TX1320 M4
2		describes rack mount kits and services
3	CPU	Order code and Infos of processors
4	RAM	DDR4 System memory (RAM) and memory modes
5	GFX	Graphics-, Grid-cards, GPU and Xeon Co processors
6	HD_cage	HDD cage kits
7	RAID	SAS / RAID Controller and components
8	ODD	optical disk drives (DVD, DVD-rw, Blu ray)
9	Backup	RDX drive
10	HD_SSD	Storage drives - SAS/SATA SSD & HDD
11	LAN_FC_IB	LAN Components
12		Fibre Channel Controller (n.a. for TX1320 M4)
13		Infiniband Controller (n.a. for TX1320 M4)
14	PSU	Power supply units, power cables, country specific opt.
15	USB_devices	Keyboards, Mice, USB devices
16	others	System Management, ATD, RS232 port, TPM module

Instructions

This document contains basic product and configuration information that supports you in more complicated configurations.

In any case we recommend to use the PC-/SystemArchitect to make sure, that you configure a valid system.

This System configurator is divided into several chapters. They are identical to the current price list and PC-/SystemArchitect.

Chapter xx - description of chapter

Text fields with grey color offer extra information for related topics (e.g prerequisites, technical back ground, configuration rules, limitations, ...)

S26361-F4610-E2
S26361-F4610-L3
PLAN 2x1Gb Ethern. Controller
i350-T2 chip (based on Intel Powerville) offers 2x1Gb RJ45 connectors
PCIe Gen2 x4 full height card
max. 6x per system

<-- order code E-part (bold) --

<-- order code L-part (bold)

<-- "name" of this part

<--description of this part, in same cases as well description of content

<--requires a free PCIe slot --> means total amount of PCIe slots reduced

<--indicates how often this part can be configured in the related Server

For further information see:

Link to datasheet:

[http:// xxx](http://xxx)

http://ts.fujitsu.com/products/standard_servers/index.html

(internet)

https://partners.ts.fujitsu.com/com/order-supply/configurators/primergy_config/Pages/default.aspx

(extranet)

Fujitsu is providing the content of this document with very high accuracy. In case you identify a mistake, we would kindly encourage you to inform us. We kindly ask for understanding, that errors still may occur and that Fujitsu may change this document without notice.

The PRIMERGY TX1320 M4 Server is available in 3 versions:

Start

choose base unit

- Easy change base unit for 2x 3.5" non hot plug HDD w/std. PSU
- hot plug base base unit for 4x/8x 2.5" hot plug HDD w/std. PSU
- hot plug base base unit for 4x/8x 2.5" hot plug HDD w/red. PSU in case of 4x 2.5" the drives may be NVMe

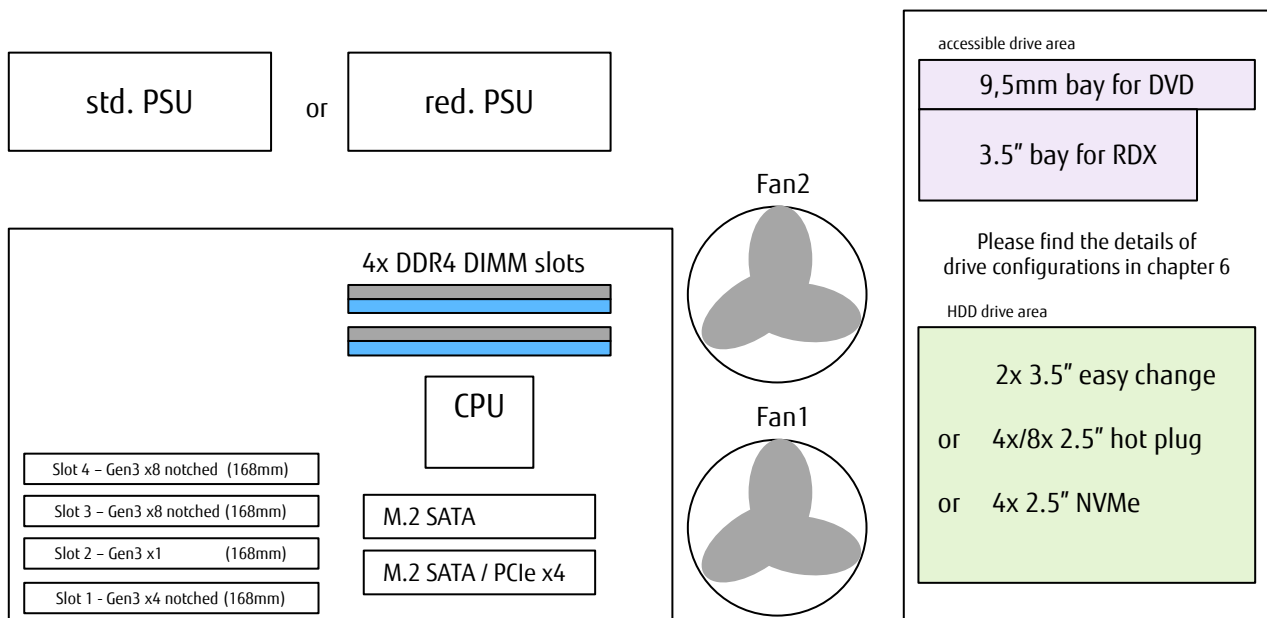
choose backup option

- Independent from the base unit you can configure an RDX backup drive

choose optical drive

- Select 9,5mm DVD or Blu Ray drive

Please find all details, possible and released configurations in the chapter 6 - "HD_cage"



Chapter 1 - base unit

Start

Base Unit

For the PRIMERGY TX 1320 M4 you can choose between different base units:

- a version using a standard PSU and supporting up to 2x 3.5" easy change (non hot plug) SATA HDDs
- a version using either a standard or an hot plug PSU and supporting up to 4x/8x 2.5" hot plug SAS/SATA HDDs or 4x 2.5" hot plug SAS/SATA HDDs and 4x 2.5" hot plug NVMe HDDs

HDD Extension Box

The base units supporting hot plug HDDs may be extended to 8x 2.5" HDD by using the optional 2nd HDD backplane.

Server Management

iRMC S5 (integrated Remote Management Controller) on-board with dedicated (or shared) 10/100/1000 Service LAN-port and integrated graphics controller. With the integrated onboard indicators and controls You can highlight easily failed components via LEDs. The LEDs can be displayed during service even without mains connection by simply pressing the "indicate CSS" button.

Platform

Fujitsu Systemboard D3673 made in Germany based on Chipset Intel® C246
 > cables for connection to the modular or onboard controllers included
 > Celeron, Pention, Core i3 or Xeon E3-1200 v6 series CPUs

Slots:

- Slot 4 PCIe-Gen3 x8 (notched) - supports modular RAID functions
- Slot 3 PCIe-Gen3 x8 (notched) - preferred slot for Grafics Card option
- Slot 2 PCIe-Gen3 x4 (notched)
- Slot 1 PCIe-Gen3 x1

All PCIe slots are low profile (lp) with supporting cards w/ max 168mm length

System RAM DDR4-2666 MHz

4 memory slots for max. 64GB DDR4 RAM.

LAN

2x Intel i210 Gigabit Ethernet

Connectivity

Interfaces at rear side

- 1x RS-232-C (serial, 9 pin)
- 2 LAN RJ45 (1 Gbit)
- 1 service LAN RJ45 (1 Gbit)
- 1x VGA (15 pins)
- 2x USB 3.1 Gen2 & 4x USB 2.0 no USB wakeup

Interfaces at front

- 2x USB 3.1 Gen1 no USB wakeup

Interfaces internal

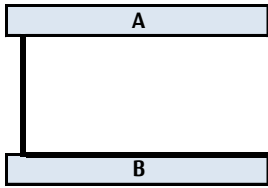
- 2x internal USB 3.1 Gen1 connectors for backup devices
- 2x M.2 (80mm and 110mm)modules: 1x SATA; 1x NVMe/SATA +PCIe x4
- 1x Mini SAS/SATA (4x SATA 6G)

For converting the base units S26361-K1591-V101 or V102 from standard PSU to redundant PSU use this conversion kit: S26361-F3699-L10

hot plug HDD	easy change HDD
S26361-K1638-V101 (black) V102 (white)	S26361-K1638-V201 (black) V202 (white)
TX1320 M4 SFF Base Unit w/ std. PSU (2.5" HDD)	TX1320 M4 LFF Base Unit (3.5" HDD)
S26361-K1638-V151 (black) V152 (white)	
TX1320 M4 SFF Base Unit w/ red. PSU (2.5" HDD)	

A

Chapter 2 - Rack architecture



Rackmount not supported by TX1320 M4

Chapter 3 - CPU

B

One of following CPU's has to be selected for an orderable basic unit
CPUs with order code S26361-F4029-E3** do not support RHEL 7.5 and SLES15 GA

Celeron (Coffee Lake)	
64-bit Intel Celeron processor supporting DDR4 @ 2.400MHz	
Celeron G4900 2C/2T 3.1GHz 2MB 2400MHz 54W	S26361-F4029-E204
Celeron G4930 2C/2T 3.2GHz 2MB 2400MHz 54W	S26361-F4029-E304

On special release request only
On special release request only

Pentium Coffee Lake)	
64-bit Intel Pentium processor supporting DDR4 @ 2.400MHz	
Pentium Gold G5400 2C/4T 3.7GHz 4MB 2400MHz 54W	S26361-F4029-E205
Pentium Gold G5420 2C/4T 3.8GHz 4MB 2400MHz 54W	S26361-F4029-E305

Core i3 (Coffee Lake)	
64-bit Intel Core i3 processor supporting DDR4 @ 2.400MHz	
Core i3-8100 4C/4T 3.6GHz 6MB 2400MHz 65W	S26361-F4029-E208
Core i3-9100 4C/4T 3.6GHz 6MB 2400MHz Turbo 65W	S26361-F4029-E309

Xeon E3-12xx v6 (Kaby Lake-E)	
64-bit Intel Xeon processor supporting DDR4 @ 2.666MHz	
Xeon E-2124 4C/4T 3.3GHz 8MB 2666MHz Turbo 71W	S26361-F4029-E224
Xeon E-2124G 4C/4T 3.4GHz 8MB 2666MHz Turbo 71W	S26361-F4029-E225
Xeon E-2126G 6C/12T 3.3GHz 12MB 2666MHz Turbo 80W	S26361-F4029-E226
Xeon E-2134 4C/8T 3.5GHz 8MB 2666MHz Turbo 71W	S26361-F4029-E234
Xeon E-2136 6C/6T 3.3GHz 12MB 2666MHz Turbo 80W	S26361-F4029-E236
Xeon E-2144G 4C/8T 3.6GHz 8MB 2666MHz Turbo 71W	S26361-F4029-E244
Xeon E-2146G 6C/12T 3.5GHz 12MB 2666MHz Turbo 80W	S26361-F4029-E246
Xeon E-2174G 4C/8T 3.8GHz 8MB 2666MHz Turbo 71W	S26361-F4029-E274
Xeon E-2176G 6C/12T 3.7GHz 12MB 2666MHz Turbo 80W	S26361-F4029-E276
Xeon E-2186G 6C/12T 3.8GHz 12MB 2666MHz Turbo 95W	S26361-F4029-E286

Xeon E3-22xx v6 (Kaby Lake-E Refresh)	
64-bit Intel Xeon processor supporting DDR4 @ 2.666MHz	
Xeon E-2224 4C/4T 3.4GHz 8MB 2666MHz Turbo 71W	S26361-F4029-E324
Xeon E-2224G 4C/4T 3.5GHz 8MB 2666MHz Turbo 71W	S26361-F4029-E325
Xeon E-2226G 6C/6T 3.4GHz 12MB 2666MHz Turbo 80W	S26361-F4029-E326
Xeon E-2234 4C/8T 3.6GHz 8MB 2666MHz Turbo 71W	S26361-F4029-E334
Xeon E-2236 6C/12T 3.4GHz 12MB 2666MHz Turbo 80W	S26361-F4029-E336
Xeon E-2244G 4C/8T 3.8GHz 8MB 2666MHz Turbo 71W	S26361-F4029-E344
Xeon E-2246G 6C/12T 3.6GHz 12MB 2666MHz Turbo 80W	S26361-F4029-E346
Xeon E-2274G 4C/8T 4.0GHz 8MB 2666MHz Turbo 83W	S26361-F4029-E374
Xeon E-2276G 6C/12T 3.8GHz 12MB 2666MHz Turbo 80W	S26361-F4029-E376
Xeon E-2278G 8C/16T 3.4GHz 16MB 2666MHz Turbo 80W	S26361-F4029-E378
Xeon E-2286G 6C/12T 4.0GHz 12MB 2666MHz Turbo 95W	S26361-F4029-E386
Xeon E-2288G 8C/16T 3.7GHz 16MB 2666MHz Turbo 95W	S26361-F4029-E388

C

Chapter 4 - DDR4 System memory

C

There are 2 memory banks with 2 DIMM slots each.

Single channel memory configuration allow maximum flexibility:

Additional memory can be configured as single memory modules.

Dual channel memory configurations for maximum performance:

For optimum performance memory has to be configured in pairs of memory modules with identical size.

max. 128GB unbuffered DDR4 RAM for UDIMMs with 32GB moduls @ 2.666 MT/s

Note:** Memory is not included in the base unit and has to be configured separately, min 1x.

Unbuffered Memory (UDIMM) with ECC support			
4GB (1x4GB) 1Rx8 DDR4-2666 U ECC	Single rank	S26361-F3909-E714	S26361-F3909-L714
8GB (1x8GB) 1Rx8 DDR4-2666 U ECC	Single rank	S26361-F3909-E715	S26361-F3909-L715
16GB (1x16GB) 2Rx8 DDR4-2666 U ECC	Dual rank	S26361-F3909-E716	S26361-F3909-L716
32GB (1x32GB) 2Rx8 DDR4-2666 U ECC	Dual rank	S26361-F3909-E717	S26361-F3909-L717

On special release request only

D

Chapter 5 - Graphics cards

D

S26361-F4066-E401
S26361-F4066-L401
PGRA CP NVIDIA Quadro P400
NVIDIA Quadro
2GB PCIe 3.0 x16
Connectors: 3x Mini-DP
no cable kits included
cable must be ordered seperately
Triple head + professional 2-D + 3-D supported for Windows OS
native driver support for Linux OS
Low profile bracket
max. 1x per system

The high end optional NVIDIA Quadro P400 graphic card offers triple head operation and full 3D video support.
The cables kit is not included. It is necessary to order cable kit.
Remote Video direction via iRMC must be disabled.

S26361-F4066-E11
S26361-F4066-L11
MiniDP-DP ADAPTER
max. 3x per card

S26361-F4066-E12
S26361-F4066-L12
DP-VGA ADAPTER
max. 3x per card

S26361-F4066-E13
S26361-F4066-L13
DP-DVI ADAPTER
max. 3x per card

E

Chapter 6 - HD drive cage

E

Definition:
TX1320 M4 is available in 3 basic versions:
1. Base unit for 2x 3.5" non hot plug SATA HDD w/ std. PSU
2. Base unit for 4x/8x 2.5" hot plug SAS/SATA HDD w/ std. PSU
3. Base unit for 4x/8x 2.5" hot plug SAS/SATA HDD w/ hot plug PSU

In case of 2.5" SAS/SATA base unit you can configure an 2nd HDD Backplane for a total of 8x 2,5" hot plug HDD
The base unit using hot plug PSU may be updated with 4x 2.5" NVMe for a total of 8x 2,5" hot plug HDD (4x SAS/SATA + 4x NVMe)

- 1. for SFF SAS/SATA base units only
- 2. RAID controller required

- 1. for SFF SAS/SATA base unit w/ hot plug PSU only
- 2. RAID controller PRAID EP540i NVMe or PRAID EP580i NVMe required

S26361-F5535-E4
S26361-F5535-L4
2nd HDD Backplane
offers 4x SFF (2,5") hot plug HDD
max. 1x per system

S26361-F5535-E5
S26361-F5535-L5
NVMe extension kit
adds 4x PCIe SSD bays to 4x SFF (2,5") hot plug HDD bays
max. 1x per system

F

Chapter 7 - SAS / RAID Controller

F

onboard SATA controller with SW-RAID

onboard controller for SATA HDD or SSD drives

4 ports 3, 6Gb/s SATA HDD/SSD based on Intel chipset No Cache SW-RAID 0, 1 1x onboard

internal HBA and RAID controller, no 2nd Level cache

internal drive RAID / HBA controllers for SAS, SATA HDD or SSD drives

PRAID CP400i RAID Contr.	No Cache	RAID 0, 1, 1E, 10, 5, 50	1x	S26361-F3842-E1	S26361-F3842-L501
PSAS CP400i HBA SAS Contr.	No Cache	HBA + RAID 0, 1	1x	S26361-F3842-E2	S26361-F3842-L502

8 ports 3, 6 & 12Gb/s SAS/SATA HDD/ SSD, supports up to 8 devices without expander
requires 1x LP PCIe 3.0 x8 (int.) slot, based on LSI SAS3008

internal RAID controller with 2nd Level cache 1GB, 2GB

internal drive RAID / SAS, SATA controllers with Cache and opt. TFM module + Flash Backup Unit and opt. Advanced SW Options

PRAID EP400i RAID Contr.	1GB Cache	RAID 0, 1, 1E, 10, 5, 50, 6, 60	1x	S26361-F5243-E11	S26361-F5243-L11
---------------------------------	-----------	---------------------------------	----	------------------	------------------

8 ports 3, 6 & 12Gb/s SAS/SATA HDD/ SSD, supports up to 8 devices without expander
requires 1x LP PCIe 3.0 x8 (int.) slot, based on LSI SAS3108

optional Licence Activation Key, a free of charge test licence is available at PRIMERGY-PM, FastPath is included in Controller FW

RAID Advanced SW Option CacheCade *Broadcom: SSD-cache-based HDD acceleration	1x	S26361-F5243-E670	S26361-F5243-L670
--	----	-------------------	-------------------

optional Transportable Flash module (TFM) and Flash Backup Unit (FBU), both components required

TFM module for 1GB Cache NV-RAM & FBU control logic	1x	S26361-F5243-E100	S26361-F5243-L100
--	----	-------------------	-------------------

FBU Option for PRAID EP4xx: Supercap securing the power supply of the RAID controller in case of power failure including cable with 55cm length	1x	S26361-F5243-E155	S26361-F5243-L110
--	----	-------------------	-------------------

PRAID EP420i RAID Contr.	2GB Cache	RAID 0, 1, 1E, 10, 5, 50, 6, 60	1x	S26361-F5243-E12	S26361-F5243-L12
PRAID EP420i for SafeStore R. Contr.	2GB Cache	RAID 0, 1, 1E, 10, 5, 50, 6, 60	1x	S26361-F5243-E14*	S26361-F5243-L14*

8 ports 3, 6 & 12Gb/s SAS/SATA HDD/ SSD, supports up to 8 devices without expander
requires 1x LP PCIe 3.0 x8 (int.) slot, based on LSI SAS3108

optional Licence Activation Key, a free of charge test licence is available at PRIMERGY-PM, FastPath is included in Controller FW

RAID Advanced SW Option CacheCade *Broadcom: SSD-cache-based HDD acceleration	1x	S26361-F5243-E670	S26361-F5243-L670
--	----	-------------------	-------------------

optional TFM module and Flash Backup Unit (FBU), both components required

TFM module for 2GB Cache NV-RAM & FBU control logic	1x	S26361-F5243-E200	S26361-F5243-L200
--	----	-------------------	-------------------

FBU Option for PRAID EP4xx: Supercap securing the power supply of the RAID controller in case of power failure including cable with 55cm length	1x	S26361-F5243-E155	S26361-F5243-L110
--	----	-------------------	-------------------

internal NVMe, SAS, SATA RAID controller with 2nd Level cache 2GB, 4GB, 8GB

internal drive RAID / SAS controllers for E91 and SAS, SATA HDD or SSD drives

PRAID EP520i RAID Contr. LP	2GB Cache	RAID 0, 1, 1E, 10, 5, 50, 6, 60	1x	S26361-F4042-E202	S26361-F4042-L502
------------------------------------	-----------	---------------------------------	----	-------------------	-------------------

8 ports 3, 6 & 12Gb/s SAS/SATA HDD/ SSD, supports up to 8 devices without expander
(NVMe support for EP520i on special release for this controller in this system)
includes Fastpath and SafeStore Advanced SW-Licence
requires 1x LP PCIe 3.0 x8 (int.) slot, based on LSI SAS3516

PRAID EP540i RAID Contr. LP	4GB Cache	RAID 0, 1, 1E, 10, 5, 50, 6, 60	1x	S26361-F4042-E204	S26361-F4042-L504
------------------------------------	-----------	---------------------------------	----	-------------------	-------------------

PRAID EP580i RAID Contr. LP	8GB Cache	RAID 0, 1, 1E, 10, 5, 50, 6, 60	1x	S26361-F4042-E208	S26361-F4042-L508
------------------------------------	-----------	---------------------------------	----	-------------------	-------------------

16 ports 3, 6 & 12Gb/s SAS/SATA HDD/ SSD, based on LSI SAS3516,
without expander, up to 16 SAS/SATA devices are supported.
(the configuration for 4 x 4 NVMe drives require a different order number, please see below)
includes FastPath and SafeStore Advanced SW-Licence, CacheCade is no longer supported
requires 1x LP PCIe 3.0 x8 (int.) slot, based on LSI SAS3516
(FYI: S26361-F4042-E204 and E224, S26361-F4042-E208 and E228 are identical products. The 2nd Order number was only introduced for explicit ordering and cabling.)

PRAID EP540i RAID NVMe LP	4GB Cache	RAID 0, 1, 1E, 10, 5, 50, 6, 60	1x	S26361-F4042-E224	S26361-F4042-L504
----------------------------------	-----------	---------------------------------	----	-------------------	-------------------

PRAID EP580i RAID NVMe LP	8GB Cache	RAID 0, 1, 1E, 10, 5, 50, 6, 60	1x	S26361-F4042-E228	S26361-F4042-L508
----------------------------------	-----------	---------------------------------	----	-------------------	-------------------

16 ports for NVMe PCIe SSD, based on LSI SAS3516
up to 4 x 4 NVMe devices are supported. (the configuration for SAS/SATA only require a different order number, please see above)
includes FastPath and SafeStore Advanced SW-Licence, CacheCade is no longer supported
requires 1x LP PCIe 3.0 x8 (int.) slot, based on LSI SAS3516
(FYI: S26361-F4042-E214 and E224, S26361-F4042-E208 and E228 are identical products. The 2nd Order number was only introduced for explicit ordering and cabling.)

optional Flash Backup Unit (FBU), Transportable Flash module (TFM) is already included

FBU Option for PRAID EP5xx: Supercap securing the power supply of the RAID controller in case of power failure including cable with 55cm length	1x	S26361-F4042-E155	S26361-F4042-L110
--	----	-------------------	-------------------

maximum number of internal RAID + HBA (See also pictures on folder base / HD cage):

standard config: max. 1

for NVMe support only: max. 2x controller: one PRAID EP540/80i NVMe for 4x NVMe, onboard or second RAID, HBA controller for SAS/SATA

up to 1x FBU can be integrated per System,

for PRAID EP540i / 80i and NVMe drives, no FBU is allowed (performance)

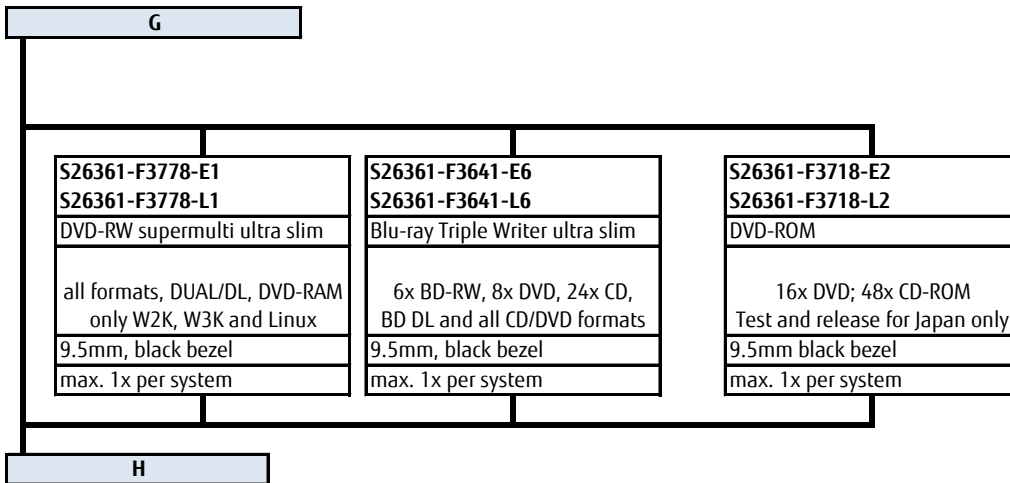
for PRAID EP540i / 80i and NVMe drives, RHEL 7.5 is not supported

Expander configurations: Use PRAID EPxxi for optimal performance, PRAID CP400i is not released for expander configurations

Advanced SW options: simultaneous operation of SafeStore + FastPath is supported

G

Chapter 8 - ODD optical disk drives



Chapter 9 - backup drives

TX1320 M3 is available in three basic versions:
 1. Base unit for 2x 3.5" non hot plug HDD w/ std. PSU
 2. Base base unit for 4x/8x 2.5" hot plug HDD w/ std. PSU
 3. Base base unit for 4x/8x 2.5" hot plug HDD w/ hot plug PSU
 In any case an RDX backup drive may be configured.

H

RDX drive				
RDX drive is not including Cartridge.				
RDX Drive cage (w/o cartridges)	USB 3.0, 3.5 inch / Half Height	1x	S26361-F3750-E5	S26361-F3750-L5

RDX				
RDX Cartridge				
RDX Cartridge 500GB		-	-	S26361-F3857-L500
RDX Cartridge 1TB		-	-	S26361-F3857-L600
RDX Cartridge 2TB		-	-	S26361-F3857-L700
RDX Cartridge 3TB		-	-	S26361-F3857-L800

I

Chapter 10 - storage drives

SAS drives and SATA drives can be mixed, but cannot be used in one logical RAID volume.
SAS drives require a dedicated SAS / RAID Controller
Hard Disk Sector Format Information:
512n HDD: 512 byte sectors on the drive media.
512e (e=emulation) HDD: 4K physical sectors on the drive media with 512 byte logical configuration.
512e HDD Disk Drives: VMware 6.0 or earlier is not supported.
When using SSDs with VMware ESXi, select the SSDs that meet the endurance requirement described in KB2145210 below.
<https://kb.vmware.com/kb/2145210>
DWPD: Drive Writes Per Day over 5 years.
SED (=Self Encrypting Drives) require either a RAID controller with ®SafeStore (SED) support or an HBA and in addition a software instance, supporting SED Key Management.
It is strongly recommended to order SafeStore (SED) RAID controller with SED HDD or SSD devices for SafeStore (SED) functionality.

HDD Classes:
Economic (ECO) SATA: Entry Class Drives.
Business-Critical (BC) -SATA=Nearline SATA Enterprise Drives / 7.2Krpm, SATA 6G.
Business-Critical (BC) -SAS=Nearline SAS Enterprise Drives / 7.2Krpm, SAS 12G .
Mission-Critical (MC)=SAS 10K and SAS 15K Enterprise Drives with max. performance and reliability.

Warranty:
SSD and SATA DOM have a built-in Wear-Out indicator. In this case the warranty for such a component, as an exception to the system warranty, is restricted to the time period until the indicator reaches the exhaust level.

2.5" (SFF) SATA SSD

SSD SATA 2.5" Mixed Use (SFF) Enterprise with hot plug/hot replace tray							
based on Samsung SM883 or SM863a drives * 3.84TB is SM883 only							
Capacity	Formfactor	Interface	Endurance	DWPD		order code E-part	order code L-part
240GB	2.5" (SFF)	SATA 6Gb/s	Mixed Use	3.6		S26361-F5675-E240	S26361-F5675-L240
480GB	2.5" (SFF)	SATA 6Gb/s	Mixed Use	3.6		S26361-F5675-E480	S26361-F5675-L480
960GB	2.5" (SFF)	SATA 6Gb/s	Mixed Use	3		S26361-F5588-E960	S26361-F5588-L960
1.92TB	2.5" (SFF)	SATA 6Gb/s	Mixed Use	3		S26361-F5588-E192	S26361-F5588-L192
3.84TB	2.5" (SFF)	SATA 6Gb/s	Mixed Use	3.6		S26361-F5588-E384	S26361-F5588-L384

max. 4x/8x - depending on base unit & configuration

SSD SATA 2.5" Read Intensive (SFF) Enterprise with hot plug/hot replace tray							
based on Micron 5100 PRO or 5200 ECO * 240GB is 5100, others are 5200							
Capacity	Formfactor	Interface	Endurance	DWPD		order code E-part	order code L-part
240GB	2.5" (SFF)	SATA 6Gb/s	Read Intensive	1.4		S26361-F5701-E240	S26361-F5701-L240
480GB	2.5" (SFF)	SATA 6Gb/s	Read Intensive	0.9		S26361-F5701-E480	S26361-F5701-L480
960GB	2.5" (SFF)	SATA 6Gb/s	Read Intensive	0.9		S26361-F5701-E960	S26361-F5701-L960
1.92TB	2.5" (SFF)	SATA 6Gb/s	Read Intensive	0.9		S26361-F5701-E192	S26361-F5701-L192
3.84TB	2.5" (SFF)	SATA 6Gb/s	Read Intensive	1.0		S26361-F5701-E384	S26361-F5701-L384
7.68TB	2.5" (SFF)	SATA 6Gb/s	Read Intensive	0.5		S26361-F5701-E768	S26361-F5701-L768

max. 4x/8x - depending on base unit & configuration

2.5" (SFF) Hard drives

HDD SAS 2.5" 15K (SFF) Enterprise Mission Critical with hot plug/hot replace tray							
Capacity	RPM	Interface	Sector			order code E-part	order code L-part
300GB	15 000	SAS 12Gb/s	512n			S26361-F5531-E530	S26361-F5531-L530
600GB	15 000	SAS 12Gb/s	512n			S26361-F5531-E560	S26361-F5531-L560
900GB	15 000	SAS 12Gb/s	512n			S26361-F5531-E590	S26361-F5531-L590

max. 4x/8x - depending on base unit & configuration

HDD SAS 2.5" 10K 512n (SFF) Enterprise Mission Critical with hot plug/hot replace tray							
Capacity	RPM	Interface	Sector			order code E-part	order code L-part
300GB	10 000	SAS 12Gb/s	512n			S26361-F5550-E130	S26361-F5550-L130
600GB	10 000	SAS 12Gb/s	512n			S26361-F5550-E160	S26361-F5550-L160
1.2TB	10 000	SAS 12Gb/s	512n			S26361-F5550-E112	S26361-F5550-L112

300GB	10 000	SAS 12Gb/s	512n	SED	S26361-F5581-E130	S26361-F5581-L130
600GB	10 000	SAS 12Gb/s	512n	SED	S26361-F5581-E160	S26361-F5581-L160
1.2TB	10 000	SAS 12Gb/s	512n	SED	S26361-F5581-E112	S26361-F5581-L112
max. 4x/8x - depending on base unit & configuration						

HDD SAS 2.5" 10K 512e (SFF) Enterprise Mission Critical with hot plug/hot replace tray						
<i>Capacity</i>	<i>RPM</i>	<i>Interface</i>	<i>Sector</i>		<i>order code E-part</i>	<i>order code L-part</i>
600GB	10 000	SAS 12Gb/s	512e		S26361-F5543-E160	S26361-F5543-L160
1.2TB	10 000	SAS 12Gb/s	512e		S26361-F5543-E112	S26361-F5543-L112
1.8TB	10 000	SAS 12Gb/s	512e		S26361-F5543-E118	S26361-F5543-L118
2.4TB	10 000	SAS 12Gb/s	512e		S26361-F5543-E124	S26361-F5543-L124
1.8TB	10 000	SAS 12Gb/s	512e	SED	S26361-F5582-E118	S26361-F5582-L118
2.4TB	10 000	SAS 12Gb/s	512e	SED	S26361-F5582-E124	S26361-F5582-L124
max. 4x/8x - depending on base unit & configuration						

J

J

HDD SATA 2.5" 7.2K 512n (SFF) Enterprise Business Critical with hot plug/hot replace tray							
Capacity	RPM	Interface	Sector		order code E-part	order code L-part	
1TB	7 200	SATA 6Gb/s	512n		S26361-F3956-E100	S26361-F3956-L100	
2TB	7 200	SATA 6Gb/s	512n		S26361-F3956-E200	S26361-F3956-L200	
max. 4x/8x - depending on base unit & configuration							

The HDDs not released with PRAID EP5x0i (S26361-F4042-E202/E204/E208)

HDD SATA 2.5" 7.2K 512e (SFF) Enterprise Business Critical with hot plug/hot replace tray							
Capacity	RPM	Interface	Sector		order code E-part	order code L-part	
1TB	7 200	SATA 6Gb/s	512e		S26361-F3907-E100	S26361-F3907-L100	
2TB	7 200	SATA 6Gb/s	512e		S26361-F3907-E200	S26361-F3907-L200	
max. 4x/8x - depending on base unit & configuration							

3.5" NON hot plug Drives for internal bays

HDD SATA 3.5" 7.2K 512n (LFF) Enterprise Business Critical with NON hot plug/hot replace tray							
Capacity	RPM	Interface	Sector		order code E-part	order code L-part	
1TB	7 200	SATA 6Gb/s	512n		S26361-F5637-E100	S26361-F5637-L100	
2TB	7 200	SATA 6Gb/s	512n		S26361-F5637-E200	S26361-F5637-L200	
4TB	7 200	SATA 6Gb/s	512n		S26361-F5637-E400	S26361-F5637-L400	
max. 2x - depending on base unit & configuration							

HDD SATA 3.5" 7.2K 512e (LFF) Enterprise Business Critical with NON hot plug/hot replace tray							
Capacity	RPM	Interface	Sector		order code E-part	order code L-part	
6TB	7 200	SATA 6Gb/s	512e		S26361-F5639-E600	S26361-F5639-L600	
8TB	7 200	SATA 6Gb/s	512e	as soon as available	S26361-F5639-E800	S26361-F5639-L800	
max. 2x - depending on base unit & configuration							

HDD SATA 3.5" 7.2K (LFF) ECO with NON hot plug/hot replace tray							
Capacity	RPM	Interface	Sector		order code E-part	order code L-part	
500GB	7 200	SATA 6Gb/s	512e		S26361-F5641-E500	S26361-F5641-L500	
1TB	7 200	SATA 6Gb/s	512e		S26361-F3952-E100	S26361-F3952-L100	
max. 2x - depending on base unit & configuration							

M.2 SATA SSD

SSD SATA M.2 drive for booting, non hot-plug, for VMware ESXi							
Capacity	Formfactor	Interface		Category	order code E-part	order code L-part	
240GB	M.2	SATA 6Gb/s		Boot	S26361-F5707-E240	S26361-F5707-L240	
M.2 drive is designed for use as a VMware ESXi boot drive.							
2x M.2 drive for any Hypervisor by the onboard chipset Software RAID is not supported.							
max. 1x per Server; connector located on Motherboard (please see folder "description"). VMware ESXi is only supported.							

M.2 drive for VMware ESXi and for other OSs cannot be mixed

SSD SATA M.2 drive for booting, non hot-plug							
Capacity	Formfactor	Interface	DWPD	Category	order code E-part	order code L-part	
240GB	M.2	SATA 6Gb/s	1.4	Boot	S26361-F5706-E240	S26361-F5706-L240	
480GB	M.2	SATA 6Gb/s	1.4	Boot	S26361-F5706-E480	S26361-F5706-L480	
M.2 drive is designed for use as a boot drive with the Endurance Spec. above.							
2x M.2 drive for any Hypervisor by the onboard chipset Software RAID is not supported.							
max. 2x per Server; connector located on Motherboard (please see folder "description"). VMware is not supported.							

Dual microSD

Dual microSD and M.2 drive cannot be mixed

Dual microSD Enterprise for booting, non hot-plug, for VMware ESXi							
---	--	--	--	--	--	--	--

Capacity	Formfactor	Interface		Category		order code E-part	order code L-part
64GB	microSD	USB		Boot		S26361-F4045-E64	S26361-F4045-L64
Dual microSD is designed for use as a VMware ESXi boot drive. Only the standardly equipped microSD are supported.							
Dual microSD offers Hardware-mirrored (RAID1) flash boot device for VMware ESXi, which cannot be supported by M.2.							
vSAN can be booted in case ESXi host has 512 GB of memory or less. Even in case 512 GB or more, if vSAN is 6.5 or later, it can be booted by resizing the core dump partition on ESXi hosts. For more information, see the VMware knowledge base article at http://kb.vmware.com/kb/2147881 .							
max. 1x per Server; connector located on Motherboard (please see folder "description"). VMware ESXi is only supported.							

2.5" (SFF) PCIe-SSD

2.5" PCIe-SSDs require a RAID Controller
RAID Controller : PRAID EP540i/580i

PCIe-SSD Low Power 2.5" Read Intensive (SFF) Enterprise with hot plug/hot replace tray							
based on Intel DC P4501 drives							
Capacity	Formfactor	Interface	Endurance	DWPD		order code E-part	order code L-part
500GB	2.5" (SFF)	PCIe3.0 x4	Read Intensive	0.7		S26361-F5649-E50	S26361-F5649-L50
1TB	2.5" (SFF)	PCIe3.0 x4	Read Intensive	1.0		S26361-F5649-E100	S26361-F5649-L100
2TB	2.5" (SFF)	PCIe3.0 x4	Read Intensive	0.6		S26361-F5649-E200	S26361-F5649-L200
4TB	2.5" (SFF)	PCIe3.0 x4	Read Intensive	0.6		S26361-F5649-E400	S26361-F5649-L400
max. 4x - depending on base unit & configuration							

K

Chapter 11 - Communications / Ethernet Network Components

L

PRIMERGY TX1320 M4 provides default Intel LAN on motherboard.

- 2x Controller Intel I210 1000BASE-T, provides
- 2x RJ45 ports, 10M/100M/1G autonegotiate for 10M/100M/1G capable Ethernet network infrastructure
- Wake-On LAN supported on both ports
- PXE and iSCSI boot support
- Maximum one port can be configured as a **shared** Management LAN port

Network PCIe Adapters

1Gb/100Mb Ethernet network components

1Gb Ethernet adapters with RJ45 interface (1000BASE-T)				
PLAN CP 2x1Gbit Cu Intel I350-T2 LP	2x	2 port, Intel, PCIe Gen2 x4	S26361-F4610-E202	S26361-F4610-L502
PLAN CP 4x1Gbit Cu Intel I350-T4 LP	2x	4 port, Intel, PCIe Gen2 x4	S26361-F4610-E204	S26361-F4610-L504
max. 2 adapters per system				

10/1Gb Ethernet network components

10GBASE-T

10/1Gb Ethernet network adapters with RJ45 interface (10GBASE-T)				
Dual speed support, auto-sense: supports 10Gbps and 1Gbps line rate per-port. Only Cavium adapters provide Universal RDMA capabilities, both iWARP and RoCE. Intel adapters don't provide any.				
PLAN EP QL41112 2x10GBASE-T LP	2x	2 port NIC with Universal RDMA, Cavium QL41112HLRJ	S26361-F4068-E202	S26361-F4068-L502
PLAN EP QL41134 4x10GBASE-T LP	2x	4 port NIC with Universal RDMA, Cavium QL41134HLRJ	S26361-F4068-E204	S26361-F4068-L504
PLAN EP X550-T2 2x10GBASE-T LP	2x	2 port NIC, Intel X550-T2	S26361-F3948-E202	S26361-F3948-L502
PLAN EP X710-T4 4x10GBASE-T LP	2x	4 port NIC, Intel X710-T4	S26361-F3948-E204	S26361-F3948-L504
max. 4 adapters per server system				

10G SFP+

10/1Gb Ethernet network adapters with SFP+ cage. Adapter ships with empty cages.				
Each cage consumes 1x optical SFP+ transceiver per port, or 1x twinax cable per port, or 1x DAC cable per port. Dual rate 10G/1G support requires 10G/1G Dual Rate SFP+ Optical Transceiver Modules. Only Cavium adapters provide Universal RDMA capabilities, both iWARP and RoCE. Intel adapters don't provide any.				
For Converged Network Adapter features such as iSCSI, iSCSI Offload, FCoE please select the PCNA EP QL41262 from the Converged Ethernet network adapters section				
PLAN EP QL41132 2x10Gb SFP+ LP	2x	2 port NIC with Universal RDMA, Cavium QL41132HLCU	S26361-F4069-E202	S26361-F4069-L502
PLAN EP X710-DA2 2x10Gb SFP+ LP	2x	2 port NIC, Intel X710-DA2	S26361-F3640-E202	S26361-F3640-L502
Optional, 10Gb SFP+ optical transceiver module, select one per cage				
SFP+ Optical Transceiver 10G Single Rate SR	2x	LC, MMF / SR SFP+ module, up to 400m, Finisar	S26361-F3986-E3	S26361-F3986-L3
SFP+ Optical Transceiver 10G Single Rate LR	2x	LC, SMF / LR SFP+ module, up to 10km, Finisar	S26361-F3986-E4	S26361-F3986-L4

SFP+ Optical Transceiver 10G/1G Dual Rate SR	2x	LC, MMF / SR SFP+ module, up to 400m, Intel	S26361-F3986-E5	S26361-F3986-L5
SFP+ Optical Transceiver 10G/1G Dual Rate LR	2x	LC, SMF / LR SFP+ module, up to 10km, Intel	S26361-F3986-E6	S26361-F3986-L6
"Virtual Connector" for Twinax cables	2x	Enablement for System Architect	V:TWX CONNECTOR-PY	
SFP+ active Twinax Cable Fujitsu	2x	Customized length. Best fitting length selected at rack factory installation.	S26361-F3989-E600	see table at the bottom of this page
SFP+ active Twinax Cable Brocade	2x		S26361-F3873-E500	
<i>Max. 2x SFP+, DAC, or Twinax Cable per adapter</i>				
max. 4 adapters per server system				

10Gb Converged Ethernet network components

25Gb Converged Ethernet network components

10G SFP+

25G SFP28

10/25Gb Converged Ethernet network adapters with SFP+/SFP28 cages. Adapter ships with empty cages.

10G: Each cage consumes 1x optical SFP+ transceiver per port, or 1x twinax cable per port, or 1x DAC cable per port. Dual rate 10G/1G transceivers will work at 10G line rate only.
25G: Each cage consumes 1x optical SFP28 transceiver per port, or 1x 25G DAC cable per port. 25G transceivers will work at 25G line rate only.

For Converged Network Adapter features such as iSCSI, iSCSI Offload, FCoE please select the PCNA EP QL41262. Other adapters do not support CNA features. iSCSI and iSCSI Offload support will not be included in the initial hardware release. If you wish to get support for FCoE please submit a Release Request with the desired PRIMERGY server system configuration SAR/XLSX file attachment as described in the process.

PCNA EP QL41262 2x10/25Gb SFP+/SFP28 LP	2x	2 port CNA with FCoE, iSCSI Offload, Universal RDMA, Cavium QL41262HLCU	S26361-F4070-E202	S26361-F4070-L502
---	----	---	-------------------	-------------------

Optional, 10Gb SFP+ optical transceiver module, one per cage or port

SFP+ Optical Transceiver 10G Single Rate SR	2x	LC, MMF / SR SFP+ module, up to 400m, Finisar	S26361-F3986-E3	S26361-F3986-L3
SFP+ Optical Transceiver 10G Single Rate LR	2x	LC, SMF / LR SFP+ module, up to 10km, Finisar	S26361-F3986-E4	S26361-F3986-L4
SFP+ Optical Transceiver 10G/1G Dual Rate SR	2x	LC, MMF / SR SFP+ module, up to 400m, Intel	S26361-F3986-E5	S26361-F3986-L5
SFP+ Optical Transceiver 10G/1G Dual Rate LR	2x	LC, SMF / LR SFP+ module, up to 10km, Intel	S26361-F3986-E6	S26361-F3986-L6
"Virtual Connector" for Twinax cables	2x	Enablement for System Architect	V:TWX CONNECTOR-PY	
SFP+ active Twinax Cable Fujitsu	2x	Customized length. Best fitting length selected at rack factory installation.	S26361-F3989-E600	see table at the bottom of this page
SFP+ active Twinax Cable Brocade	2x		S26361-F3873-E500	
<i>Max. 2x SFP+, DAC, or Twinax Cable per adapter</i>				

Optional, 25Gb SFP28 optical transceiver module with LC connector, each cage consumes one.

SFP28 Optical Transceiver 25G SR MMA2P00-AS LC	2x	MMF / SR SFP28 module, Mellanox. Max reach supported 100m	S26361-F4054-E701	S26361-F4054-L701
SFP28 Optical Transceiver 25G SR E25GSFP28SR LC	2x	MMF / SR SFP28 module, Intel. Max reach supported 30m	S26361-F4055-E701	S26361-F4055-L701
"Virtual Connector" for DAC/AOC cables	2x	Enablement for System Architect	V:DAC/AOC-CONNECTOR-25	
25G DAC - Brocade	2x	DAC are not in Fujitsu's portfolio yet. Thus, test only and purchase from switch vendors.		
25G DAC - Cisco	2x			
25G DAC - Intel	2x			
25G AOC - Brocade	2x	AOC are not in Fujitsu's portfolio yet. Thus, test only and purchase from switch vendors.		
25G AOC - Cisco	2x			
25G AOC - Intel	2x			
<i>Max. 2x SFP28, 25G DAC, or 25G AOC per adapter</i>				

max. 2x adapters per system

25/10Gb Ethernet network components

10G SFP+

25G SFP28

25/10Gb Ethernet network adapter with 2x SFP28 cages (requires twinax cables or optical transceiver SFP28 or SFP+ modules)

Dual speed support, auto-sense - supports 25Gbps and 10Gbps line rate per-port. Your choice of optical transceiver decides about the actual line rate.

Only Cavium adapters provide Universal RDMA capabilities, both iWARP and RoCE. Mellanox adapters provide RoCE RDMA only. Intel adapters don't provide any.

PLAN EP QL41212 25Gb 2p SFP28 LP	2x	2 port NIC with Universal RDMA: iWARP & RoCE, Cavium QL41212	S26361-F4056-E202	S26361-F4056-L502
PLAN EP MCX4-LX 25Gb 2p SFP28 LP	2x	2 port NIC with RDMA: RoCE, Mellanox ConnectX4-LX	S26361-F4054-E202	S26361-F4054-L502
PLAN EP XXV710-DA2 2x25Gb LP	2x	2 Port NIC, Intel XXV710-DA2	S26361-F4055-E202	S26361-F4055-L502

Optional, 25Gb SFP28 optical transceiver module with LC connector, each cage consumes one.

SFP28 Optical Transceiver 25G SR MMA2P00-AS LC	2x	MMF / SR SFP28 module, Mellanox. Max reach supported 100m	S26361-F4054-E701	S26361-F4054-L701
SFP28 Optical Transceiver 25G SR E25GSFP28SR LC	2x	MMF / SR SFP28 module, Intel. Max reach supported 30m	S26361-F4055-E701	S26361-F4055-L701
"Virtual Connector" for DAC/AOC cables	2x	Enablement for System Architect	V:DAC/AOC-CONNECTOR-25	
25G DAC - Brocade	2x	DAC are not in Fujitsu's portfolio yet. Thus, test only and purchase from switch vendors.		
25G DAC - Cisco	2x			
25G DAC - Intel	2x			
25G AOC - Brocade	2x	AOC are not in Fujitsu's portfolio yet. Thus, test only and purchase from switch vendors.		
25G AOC - Cisco	2x			
25G AOC - Intel	2x			


Max. 2x SFP28, 25G DAC, or 25G AOC per adapter

Optional, 10Gb SFP+ optical transceiver module, each cage consumes one.

SFP+ Optical Transceiver 10G Single Rate SR	2x	LC, MMF / SR SFP+ module, up to 400m, Finisar	S26361-F3986-E3	S26361-F3986-L3
SFP+ Optical Transceiver 10G Single Rate LR	2x	LC, SMF / LR SFP+ module, up to 10km, Finisar	S26361-F3986-E4	S26361-F3986-L4
SFP+ Optical Transceiver 10G/1G Dual Rate SR	2x	LC, MMF / SR SFP+ module, up to 400m, Intel	S26361-F3986-E5	S26361-F3986-L5
SFP+ Optical Transceiver 10G/1G Dual Rate LR	2x	LC, SMF / LR SFP+ module, up to 10km, Intel	S26361-F3986-E6	S26361-F3986-L6
"Virtual Connector" for Twinax cables	2x	Enablement for System Architect	V:TWX CONNECTOR-PY	
SFP+ active Twinax Cable Fujitsu	2x	Customized length. Best fitting length selected at rack factory installation.	S26361-F3989-E600	see table at the bottom of this page
SFP+ active Twinax Cable Brocade	2x		S26361-F3873-E500	

Max. 2x SFP+, DAC, or Twinax Cable per adapter

max. 4x adapters per system



S26361-F3989-E600 *)	
S26361-F3989-L102	2m
S26361-F3989-L105	5m
S26361-F3989-L110	10m
SFP+ active twinax cable Fujitsu	
customized twinax cable for full rack setup ex factory.	
Fujitsu branded cable	
1x per port	

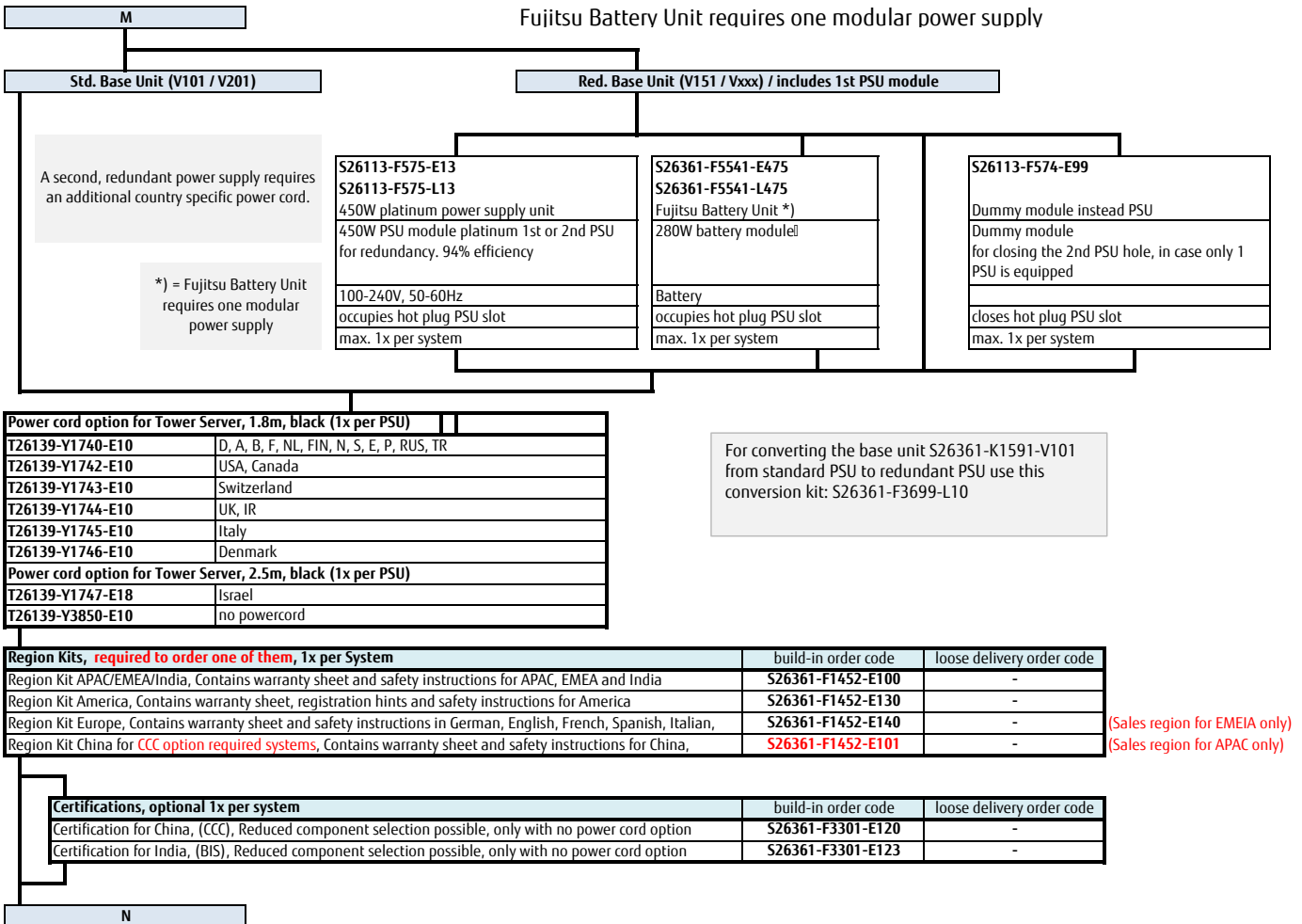
S26361-F3873-E500 *)	
S26361-F3873-L501	1m
S26361-F3873-L503	3m
S26361-F3873-L505	5m
SFP+ active twinax cable Brocade	
customized twinax cable for full rack setup ex factory.	
Brocade branded cable	
1x per port	

S26361-F4571-E500 *)	
S26361-F4571-L101	1m
S26361-F4571-L103	3m
S26361-F4571-L105	5m
S26361-F4571-L107	7m
S26361-F4571-L110	10m
SFP+ twinax cable Cisco	
customized twinax cable for full rack setup ex factory.	
Cisco branded cable	
1x per port	

*) = cable length will be optimized depending on the rack / server version

M

Chapter 14 - Power supply unit, power cable, country specific options



For converting the base unit S26361-K1591-V101 from standard PSU to redundant PSU use this conversion kit: S26361-F3699-L10

(Sales region for EMEA only)
(Sales region for APAC only)

Chapter 15 - Accessories

N

<http://www.fujitsu.com/fts/products/computing/peripheral/accessories/index-facts.html>

USB Mouse:

Mouse M520 Black	S26381-K467-E100	S26381-K467-L100
Mouse M520 Grey	S26381-K467-E101	S26381-K467-L101
Mouse M530 Black	n/a	S26381-K468-L100
Mouse M530 Grey	n/a	S26381-K468-L101

USB Memory Sticks - Available until August 2020. No successor planned.

ADATA UC350 USB3.1 Type C OTG Flash Drive 64GB	S26391-F6048-L464
--	-------------------

USB Keyboards for Tower Servers for following countries:

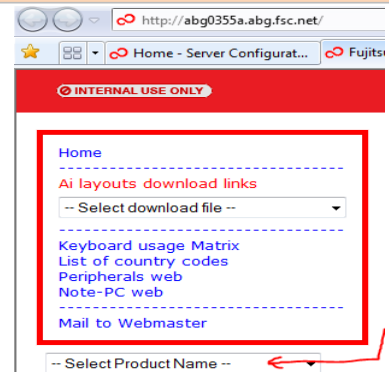
USB professional Keyboard KBPC PX ECO	Country version	FUJITSU Keyboard KB521 USB (grey)
	US/ int 105 keys (UK keyboard + US int. Layout)	S26381-K521-E102
S26381-K341-E104	Czech/Slovak	S26381-K521-E104
S26381-K341-E110	US 104 keys (US keyboard + US layout)	S26381-K521-E110
S26381-K341-E120	Germany	S26381-K521-E120
S26381-K341-E122	Germany / Int	S26381-K521-E122
S26381-K341-E140	France	S26381-K521-E140
S26381-K341-E154	Sweden / Finland	S26381-K521-E154
S26381-K341-E165	United Kingdom	S26381-K521-E165
S26381-K341-E170	Switzerland	S26381-K521-E170
S26381-K341-E180	Spain	S26381-K521-E180
S26381-K341-E185	Italy	S26381-K521-E185

USB Optical Disc Drive

External Ultra Slim Portable DVD Writer (Hitachi-LG)	S26341-F103-L142
--	------------------

0

Please find the layout of all Fujitsu keyboards here:
<http://abg0355a.abg.fsc.net/>



"Desktop"

Chapter 16 - Others (ErP Lot 9 restriction)

0

Region Kits, 1x per System	
Region Kit APAC/EMEA/India, Contains warranty sheet and safety instructions for APAC, EMEA and India	S26361-F1452-E100
Region Kit America, Contains warranty sheet, registration hints and safety instructions for America	S26361-F1452-E130

Region Kits, 1x per System	
Region Kit Europe*, Contains warranty sheet and safety instructions in German, English, French, Spanish, Italian, Polish, Russian and Welsh language	S26361-F1452-E140

*Region kit Europe must be order for shipment to ship in EU and EFTA countries to apply ErP Lot9 restriction

ErP Lot9 Restriction for 4 HDD configuration, 1x per System	
ErP Lot 9 configuration for up to 4 HDD	S26361-F3776-E111

Restriction for ErP Lot 9 directive,
Not allowed are :
- CPU Celeron G4900/G4930
- CPU Pentium G5400/G5420
- more than 5x 2.5"/3.5" HDD/SSD/PCIe SSD (max 4 is ok)

ErP Lot9 Restriction for no HDDs limitation, 1x per System	
ErP Lot 9 configuration for up to 8/10 HDDs	S26361-F3776-E112

Restriction for ErP Lot 9 directive,
Not allowed are :
- CPU Celeron G4900/G4930
- CPU Pentium G5400/G5420
- CPU Core i3 8100/9100
- CPU Xeon E-2124/E-2124G/E-2126G/
E-2144G/E-2174G/E-2186G/
E-2224/E-2224G/E-2274G/E-2286G
No need HDD/SSD qty restricted

ErP Lot9 Restriction for 2 HDD configuration, 1x per System	
ErP Lot 9 configuration for up to 2 HDD	S26361-F3776-E113

Restriction for ErP Lot 9 directive,
Not allowed are :
- CPU Celeron G4900/G4930
- more than 3x 2.5"/3.5" HDD/SSD/PCIe SSD (max 2 is ok)

P



]

]

Chapter 16 - others

P

S26361-F3301-E241
E-Star Fam1 Certification
RX/TX13x0 Mx E-Star Fam1
Limits configuration in accordance with Energy Star requirements
max. 1x per system

limitations for E-Star Fam1 certification.

please make sure to follow the guidelines below in order meet ENERGY STAR V3.0 Fam1 requirements:

- use redundant PSU
- do not use one of the following CPUs : Pentium Gold G5400 / G5420; Celeron G4900 / G4930
- use even number of RAM modules (2 or 4)
- use at least 16GB of RAM
- do not use 3.5" (LFF) drives
- do not use M.2 Modules
- do not use more than 4x 2.5" (SFF) HDD, SSD
- do not use PCIe SSD
- do not use more than one PCIe card (RAID, LAN, ...)
- do not use an Expander card
- do not use a graphics card

ENERGY STAR-configurationen will be labeld:
non ENERGY STAR-configurationen will be labeld:

PRIMERGY TX1320 M4 E-Star Fam1
PRIMERGY TX1320 M4

Q

Chapter 16 - others

0

S26361-F1790-E243
S26361-F1790-L244
iRMC S4 advanced pack / <i>SS alternatively</i>
integrated remote Management controller activation key for graphical console redirection and remote media redirection
max. 1x per system

update required

Executing system updates, controlling the hardware setup or running diagnostic tests on components are frequent tasks of IT administrators to ensure a continuous 24x7 server operation. ServerView embedded Lifecycle Management (eLCM) for Fujitsu PRIMERGY servers greatly supports such routine tasks by consolidating and enhancing management functions directly available ("embedded") within the server.

S26361-F1790-E311
embedded Lifecycle Management (eLCM)
Server Online Update
OS driver Update
Hardware firmware update
Server Offline Update
Hardware update via Update Manager Express
PrimeCollect
Autonomous creation of Primecollect archives
Creation and use of PrimeCollect archives over AIS connect
Custom Image (Jukebox function)
Automatic and manual download of CD and DVD Images
Automatic and manual start of CD and DVD Images
max. 1x per system

Loose delivery
eLCM Activation Pack (Node Locked License)
BDL:ELCM-PACK
options contain:
- 16GB SD card
- Paper with TAN for Licensekey

S26361-F3776-E340
Cool-safe [®] Advanced Thermal design see right side
enables the PRIMERGY Server to cope with temperatures from 5-40° in operating mode due to extended Fan settings
this setting can be activated ex factory only
max. 1x per system

general rules for ATD40 and ATD45:
ATD40 and ATD45 use high performance cooling components
No component exclusions by ATD40 or ATD45 beside 95W CPU
95W CPU, Xeon E-2186G, S26361-F4029-E286 does not allow ATD40 or ATD45

S26361-F3776-E345
Cool-safe [®] Advanced Thermal design see right side
enables the PRIMERGY Server to cope with temperatures from 5-45° in operating mode due to extended Fan settings
this setting can be activated ex factory only
max. 1x per system

TPM 2.0 Module supported with Windows Server 2012 and successor. Currently not confirmed for SLES12 SP2 / RHEL 7.2 / ESXi 2016 / XenServer 7.

S26361-F3552-E101
TPM 1.2 Module
TPM 1.2 module
max. 1x per system

S26361-F3552-E100
S26361-F3552-L100
TPM 2.0 Module
TPM 2.0 module
max. 1x per system

Your Server is ready

Date of change	Folder / order code / description	Name	What has been changed / comment
29.05.2020	PSU	Yuri Okubo	removed Made in Germany sticker
18.03.2020	PSU	Atsushi Iwata	add Region kit China
18.03.2020	others	Yuri Okubo	M4Y removed
10.03.2020	ErP Lot9	Atsushi Iwata	updated Lot9 restriction
04.03.2020	ErP Lot9	Atsushi Iwata	added Lot9 restriction in new sheet ErP Lot9
06.12.2019	HD_SSD	Yuichi Sugiyama	updated the description about Hard Disk Sector Format Information
06.11.2019	S26391-F6048-L464	Y. Narita	New USB memory stick accessory device 64GB. No longer 32GB.
11.10.2019	CPU	Klaus-Dieter Ruf	All CPUs support 128GB memory with new BIOS released
09.09.2019	CPU	Klaus-Dieter Ruf	Additional comment on refresh SKUs
04.09.2019	CPU	Klaus-Dieter Ruf	Added comment on 64/128 GB support
30.08.2019	Energy Star restrictions	Mario Bez	sheet added
21.08.2019	CPU & RAM	Klaus-Dieter Ruf	added refresh portfolio
19.03.2019	RAID, HDD case: new partnumbers for NVMe RAID controllers: S26361-F4042-E224/228	Johannes Linne	added new numbers and changed some comments
13.02.2019	HD_SSD / S26361-F3907-* / added the	Yuichi Sugiyama	added the exclusion for HDD SATA 2.5" 7.2K 512e and PRAID EP5x0i
04.02.2019	HD_SSD	Yuichi Sugiyama	added the description about Supplier/ModelName of SSD
04.02.2019	HD_SSD / S26361-F5588-E384/L384	Yuichi Sugiyama	removed the description as "as soon as available"
23.01.2019	S26361-K1638-Vxx2	Mario Bez	White base units added
29.10.2018	HD_SSD / S26361-F5639-E800/L800	Yuichi Sugiyama	added
12.10.2018	HD_SSD	Yuichi Sugiyama	removed the products under development
02.10.2018	HD_cage	Mario Bez	description of NVMe updated
26.09.2018	CPU	Klaus-Dieter Ruf	Minor technical update on 2 CPUs
26.09.2018	HD_SSD / S26361-F5588-E384/L384	Yuichi Sugiyama	added SSD SATA MU 3.84TB
26.09.2018	HD_SSD / S26361-F5694-*	Yuichi Sugiyama	removed SSD SATA MU S4600
26.09.2018	HD_SSD / PCIe SSD Low Power Read-Int. 2.5"	Yuichi Sugiyama	added PCIe SSD RI 960GB/1.92TB/3.85TB
18.09.2018	GFX	Takayuki Sasaki	Modify Graphic Card - Options in "GFX" tab. - add "DP- DVI/D" adapter
30.08.2018	LAN / Typos	Ulrich Lösch	Max 2 --> 4
23.08.2018	LAN / S26361-F4068-E202, L502	Ulrich Lösch	Added: PLAN EP QL41112 2x10GBASE-T LP
23.08.2018	LAN / S26361-F4068-E204, L504	Ulrich Lösch	Added: PLAN EP QL41134 4x10GBASE-T LP
23.08.2018	LAN / S26361-F4069-E202, L502	Ulrich Lösch	Added: PLAN EP QL41132 2x10Gb SFP+ LP
23.08.2018	LAN / S26361-F4070-E202, L502	Ulrich Lösch	Added: PCNA EP QL41262 2x10/25Gb SFP+/SFP28 LP
23.08.2018	LAN	Ulrich Lösch	Cosmetic changes: 25G Ethernet section
10.08.2018	LAN	Ulrich Lösch	PLAN CP I350-T4 added
31.07.2018	S26361-F5535-E5/L5	Mario Bez	New Text for NVMe Backplane extension
20.07.2018	GFX	Takayuki Sasaki	add NVIDIA Quadro P400 support.
17.07.2018	S26361-F5243-E125 changed to -E155	Johannes Linne	changed legth of FBU for PRAID EP4xx cable to 55cm from 25cm
17.07.2018	S26361-F4042-E125 changed to -E155	Johannes Linne	changed legth of FBU345 cable to 55cm from 25cm
13.07.2018	HD_SSD / S26361-F5675/F5588-* /	Yuichi Sugiyama	added
12.07.2018	others	Mario Bez	Remarks for ATD edited
12.07.2018	HD_cage	Mario Bez	Remarks edited
26.06.2018	LAN	Mario Bez	PLAN EP X710-DA4 removed due to mech. problems
26.06.2018	others	Mario Bez	new ATD Codes added
22.06.2018	iRMC/eLCM	Eduard Binder	iRMC description changed, eLCM order number changed
15.06.2018	RAID	Johannes Linne	max 2 PRAID EP5x0i, added PRAID EP520i for SAS, SATA only some changes on wording, numbering for PRAID EP5xxi
09.05.2018	LAN	Ulrich Lösch	PLAN EP X710-T4 removed; failed.
27.04.2018	HD_SSD / S26361-F5675/F5588-*	Sudou, Tatsuya	removed
24.04.2018	base	Mario Bez	typo in descpition text corrected
04.04.2018	NVMe part updated	Mario Bez	conversion kit added
22.03.2018	TPM	Mario Bez	new order codes
22.03.2018	2'nd draft	Mario Bez	description of product structure updated
14.03.2018	2nd HDD Bpl F5535-E/L4	H. Posselt	delete F5535-E3/L3
08.03.2018	CPU & RAM	Klaus-Dieter Ruf	Order codes added
02.03.2018	HD_SSD / S26361-F5707/F5706-*	Sudou, Tatsuya	added
21.02.2018	S26361-F5243-E1 ==> E11 ...	Johannes Linne	RAID, PRAID EP4xxi changed to large heatsink
20.02.2018	HD_SSD	Sudou, Tatsuya	updated
12.02.2018	LAN	Ulrich Lösch	LAN portfolio
04.02.2018	CPU & RAM	Klaus-Dieter Ruf	New CPU & Memory portfolio added
12.01.2018	First Draft		