

AFFIDAVIT

STATE OF TEXAS

COUNTY OF COOKE

The members of the Commissioners' Court of Cooke County, Texas, state as follows:

The requirement of Subsection (C) of the Texas Local Government Code, §114.026 have been met for the term of November 2014. The amount of cash and other assets in the custody of the County Treasurer at the time of examination are:

Cash (includes on hand, money market accounts, and short term investments) \$ 23,928,857.85.

Other Assets (long term investments) \$ _____.

Sworn to and subscribed this 22nd day of December, 2014

John O. Roane
John O. Roane, Cooke County Judge

Gary Hollowell
Gary Hollowell, Commissioner, Pct 1

B. C. Lemons
B. C. Lemons, Commissioner, Pct 2

Al Smith
Al Smith, Commissioner, Pct 3

Leon Klement
Leon Klement, Commissioner, Pct 4

ATTEST:


Rebecca Lawson
Rebecca Lawson, County Clerk


FILED FOR RECORD
14 DEC 22 AM 11:02
REBECCA LAWSON
COUNTY CLERK, COOKE CO. TX
BY _____


FINANCIAL REPORTS


November 2014


In accordance with Local Government Code 114.026, this affidavit states the current cash and reports in the custody of the county treasurer as of this date of November 30, 2014.



John O. Roane,
Cooke County Judge


Rebecca Lawson,
Cooke County Clerk


Gary Hollowell,
Commissioner Pct. #1


B. C. Lemons,
Commissioner Pct. #2


Al Smith,
Commission Pct. #3


Leon Klement,
Commissioner Pct. #4

FILED FOR RECORD

14 DEC 22 AM 11:02

REBECCA LAWSON
COUNTY CLERK COOKE CO. TX

BY



MONTHLY REPORT

NOVEMBER 2014

PATTY BRENNAN

COOKE COUNTY TREASURER

PRIOR MONTH ENDING BANK STATEMENT BALANCE	\$2,432,878.19	
CLEARED DEPOSITS	\$1,998,893.11	254
CLEARED ADDITIONS	\$88,999.68	1
CLEARED CHECKS	\$2,535,756.78-	528
CLEARED DEDUCTIONS	<u>\$265,303.08-</u>	6

CURRENT MONTH ENDING BANK STATEMENT BALANCE \$1,719,711.12

CURRENT MONTH ENDING BANK STATEMENT BALANCE	\$1,719,711.12	
OUTSTANDING DEPOSITS	\$2,742.79	2
OUTSTANDING ADDITIONS	\$1,224.00	1
OUTSTANDING CHECKS	\$442,515.43-	445
OUTSTANDING DEDUCTIONS	<u>\$.00</u>	

RECONCILED BOOK BALANCE \$1,281,162.48

ENDING STATEMENT DATE 11/30/2014 CLERK: PB

PRIOR MONTH ENDING BANK STATEMENT BALANCE	\$237,622.43	
CLEARED DEPOSITS	\$899,293.26	4
CLEARED ADDITIONS	\$1,461.07	1
CLEARED CHECKS	\$588,171.80-	150
CLEARED DEDUCTIONS	<u>\$390,161.54-</u>	4

CURRENT MONTH ENDING BANK STATEMENT BALANCE \$160,043.42

CURRENT MONTH ENDING BANK STATEMENT BALANCE	\$160,043.42	
OUTSTANDING DEPOSITS	\$.00	
OUTSTANDING ADDITIONS	\$.00	
OUTSTANDING CHECKS	\$24,892.23-	24
OUTSTANDING DEDUCTIONS	<u>\$.00</u>	

RECONCILED BOOK BALANCE \$135,151.19

ENDING STATEMENT DATE 11/30/2014 CLERK: PB

C.D. INVESTMENTS

LANDMARK BANK

NOVEMBER 2014

<u>C.D.#</u>	<u>PURCHASE DATE</u>	<u>AMOUNT</u>	<u>MAT. DATE</u>
GEN/4170805073	May 24, 2014	500,000.00	May 24, 2015
GEN/4170805081	May 24, 2014	500,000.00	May 24, 2015
Library - Liddell 4761	Jan 15, 2014	7,500.00	July 15, 2015
Library - Liddell 4779	Jan 15, 2014	7,500.00	July 15, 2015
Library - Rosenstein 5099	Jun 12, 2014	11,000.00	Sept. 12, 2017
Library - Rosenstein 5198	Sept 16, 2014	8,000.00	Dec. 16, 2017

INT. EARNED MONTHLY:

2-Gen CD's @ .25%
2-Liddell CD's @ .25%
2-Rosenstein CD's @ 1.05%

All interest gets deposited into the Treasurer's Fund. The 2 Gen CD's interest gets deposited monthly, and the 4 Library's CD's interest gets deposited quarterly.

PROSPERITY BANK

GEN/14401708	Sept 17, 2013	250,000.00	Sept 17, 2015
--------------	---------------	------------	---------------

INT. EARNED MONTHLY:

Gen CD @ .50%

All interest accrues monthly and will be deposited quarterly with depository bank into the Treasurer's Fund.

C.D. INVESTMENTS

THE FIRST STATE BANK

NOVEMBER 2014

<u>C.D.#</u>	<u>PURCHASE DATE</u>	<u>AMOUNT</u>	<u>MAT. DATE</u>
GEN/17445	Sept 17, 2013	250,000.00	Sept 17, 2015

INT. EARNED MONTHLY:

Gen CD @ .65%

Interest accrues monthly and is payable upon maturity.

MUENSTER STATE BANK

GEN/2129	Sept 17, 2013	250,000.00	Sept 17, 2015
----------	---------------	------------	---------------

INT. EARNED MONTHLY:

Gen CD @ .75%

All interest accrues monthly and will be deposited monthly with depository bank into the Treasurer's Fund.

FUND NAME	CHECKING ACCOUNT	CHECKING AMOUNT	TDOA ACCOUNT	TDOA AMOUNT	FUND TOTAL
2015 001 GENERAL	TREAS FUND	116,733.10	TEXPOOL LOGIC CERT DEPOS	3,416,378.91 7,813,681.99 1,750,212.32	13,097,006.32
2015 011 ROAD & BRIDGE 1	TREAS FUND	173,896.49	TEXPOOL LOGIC	303,164.56 766,424.93	1,243,485.98
2015 012 ROAD & BRIDGE 2	TREAS FUND	108,697.71	TEXPOOL LOGIC	31,848.67 30,854.11	171,400.49
2015 013 ROAD & BRIDGE 3	TREAS FUND	196,963.84	TEXPOOL LOGIC	321,114.20 694,895.93	1,212,973.97
2015 014 ROAD & BRIDGE 4	TREAS FUND	127,122.16	TEXPOOL LOGIC	340,981.81 516,005.47	984,109.44
2015 019 FM & LATERAL	TREAS FUND	33,194.48	TEXPOOL LOGIC	63,093.25 700,875.48	797,163.21
2015 020 TJPC	TREAS FUND	18,026.27	TEXPOOL LOGIC	10,003.02 20,026.19	48,055.48
2015 021 JUVENILE PROB-ISP	TREAS FUND	7,146.93	TEXPOOL LOGIC	4,791.21	11,938.14
2015 022 JUVENILE PROBATION	TREAS FUND	5,592.25	TEXPOOL		5,592.25
2015 023 JUVENILE PROB. IV-E	TREAS FUND	7,899.66	TEXPOOL LOGIC	6,015.03	13,914.69
2015 028 ADULT PROBATION	TREAS FUND	4,635.07	TEXPOOL LOGIC	18,633.31 115,053.47	138,321.85
2015 029 COMMUNITY CORRECTIONS	TREAS FUND	18,988.40	TEXPOOL LOGIC		18,988.40
2015 032 DISTRICT CLERK PRESERVATION	TREAS FUND	16,769.60	TEXPOOL LOGIC	10,007.69	26,777.29
2015 033 COUNTY/DISTRICT TECHNOLOGY	TREAS FUND	3,962.87	TEXPOOL LOGIC	3,003.91	6,966.78
2015 034 COURT REPORTER	TREAS FUND	12,581.23	TEXPOOL LOGIC	12,156.73 30,037.44	54,775.40
2015 035 PERMANENT IMPROVEMENT	TREAS FUND	72,283.53	TEXPOOL LOGIC	415,573.16 1,061,056.78	1,548,913.47
2015 037 LAW ENFORCEMENT ED	TREAS FUND	8,362.52	TEXPOOL LOGIC	10,004.56 5,005.45	23,372.53
2015 038 JP TECH	TREAS FUND	8,965.99	TEXPOOL LOGIC	19,816.02	28,782.01
2015 040 LAW LIBRARY	TREAS FUND	24,719.01	TEXPOOL LOGIC	26,457.53 50,062.46	101,239.00

FUND NAME	CHECKING ACCOUNT	CHECKING AMOUNT	TDOA ACCOUNT	TDOA AMOUNT	FUND TOTAL
2015 041 CC LIBRARY FUND	TREAS FUND	26,066.34	TEXPOOL LOGIC	12,158.39	38,224.73
2015 042 CC HISTORICAL COMM.	TREAS FUND	3,914.14			3,914.14
2015 043 JP COURTHOUSE SECURITY	TREAS FUND	12,018.62	TEXPOOL LOGIC	15,013.97	27,032.59
2015 044 COURTHOUSE SECURITY	TREAS FUND	23,895.02	TEXPOOL LOGIC	21,428.47 175,196.77	220,520.26
2015 045 FLOOD DAMAGE	TREAS FUND	17,742.00	TEXPOOL LOGIC		17,742.00
2015 046 CHAPTER 19	TREAS FUND		TEXPOOL		
2015 047 CC RECORDS MANAGEMENT	TREAS FUND	2,532.78	TEXPOOL		2,532.78
2015 048 COUNTY RECORDS MANAGEMENT	TREAS FUND	28,118.96	TEXPOOL LOGIC	109,479.40 140,171.06	277,769.42
2015 049 CC RECORDS PRESERVATION	TREAS FUND	41,943.49	TEXPOOL LOGIC	43,489.23 85,171.70	170,604.42
2015 050 DIST CLERK RECORDS MANAGEMENT	TREAS FUND	20,477.12	TEXPOOL LOGIC	15,014.00	35,491.12
2015 051 DISTRICT CLERK ARCHIVE	TREAS FUND	10,210.84	TEXPOOL LOGIC	4,004.38	14,215.22
2015 052 COUNTY CLERK ARCHIVE FEE	TREAS FUND	30,585.01	TEXPOOL LOGIC	19,423.36 50,054.81	100,063.18
2015 053 CA CHECK COLLECTING	TREAS FUND	4,446.82	TEXPOOL LOGIC	7,508.19	11,955.01
2015 054 DA CHECK COLLECTING	TREAS FUND	117.53	TEXPOOL		117.53
2015 056 DISTRICT ATTY FORFEITURE	TREAS FUND	24,019.48	TEXPOOL LOGIC	10,004.56 30,032.18	64,056.22
2015 057 D A SEIZURE FUND	TREAS FUND	28,837.00	TEXPOOL		28,837.00
2015 058 SHERIFF FORFEITURE	TREAS FUND	29,007.15	TEXPOOL LOGIC	17,509.07	46,516.22
2015 059 JAIL COMMISSARY	TREAS FUND	22,988.17	TEXPOOL LOGIC	10,004.56 48,040.02	81,032.75
2015 060 INTEREST & SINKING	TREAS FUND		TEXPOOL LOGIC		
2015 061 2004 GO REFUNDING DEBT SERVIT	TREAS FUND	102,124.16	TEXPOOL		102,124.16
2015 070 BOND FUND	TREAS FUND		TEXPOOL LOGIC		

FUND NAME	CHECKING ACCOUNT	CHECKING AMOUNT	TDOA ACCOUNT	TDOA AMOUNT	FUND TOTAL
2015 088 STATE FEES	TREAS FUND	70,078.82	TEXPOOL LOGIC	7,301.87 43,027.21	120,407.90
2015 090 OFFICER'S TRUST	TREAS FUND	61,368.95	TEXPOOL		61,368.95
2015 091 LIBRARY TRUST - LIDDELL	TREAS FUND	2,099.63	CERT DEPOS	15,000.00	17,099.63
2015 092 LIBRARY TRUST - ROSENSTEIN	TREAS FUND	3,547.07	CERT DEPOS	19,000.00	22,547.07
2015 098 PAYROLL CLEARING	PAYROLL	902,351.30			902,351.30
2015 100 CHILD ABUSE PREVENTION FUND	TREAS FUND	227.10	TEXPOOL		227.10
2015 101 PRETRIAL DIVERSION	TREAS FUND	5,614.06	TEXPOOL		5,614.06
		-----	-----	-----	
TOTAL		2,440,872.67		19,465,268.79	21,906,141.46

CHECK ACCOUNT	CHECK
ACCOUNT BALANCE - TREAS FUND	1,538,521.37
ACCOUNT BALANCE - PAYROLL	902,351.30
	<hr/>
TOTAL	2,440,872.67

TDOA ACCOUNT	TDOA
ACCOUNT BALANCE - TEXPOOL	5,190,541.16
ACCOUNT BALANCE - LOGIC	12,490,515.31
ACCOUNT BALANCE - CERT DEPOS	1,784,212.32
	<hr/>
TOTAL	19,465,268.79

ACCOUNT NAME	BEGINNING CASH BALANCE	CASH RECEIPTS	CASH DISBURSEMENTS	ENDING CASH BALANCE
2015 001 GENERAL				
CASH - GENERAL FUND	176,150.62	1,579,556.79	1,638,974.31-	116,733.10
CASH ON HAND	1,729.00	.00	.00	1,729.00
CASH INVESTED-TEXPOOL	3,416,378.91	.00	.00	3,416,378.91
CASH INVESTED - LOGIC	8,313,681.99	.00	500,000.00-	7,813,681.99
CASH INVESTED - STONE CASTLE	2,000,655.02	213.64	.00	2,000,868.66
T-BILLS - INVESTMENTS	.00	.00	.00	.00
CASH INVESTMENT-CD	1,750,212.32	.00	.00	1,750,212.32
FUND TOTALS	15,658,807.86	1,579,770.43	2,138,974.31-	15,099,603.98
2015 011 ROAD & BRIDGE 1				
CASH - ROAD & BRIDGE # 1	221,654.27	56,450.37	104,208.15-	173,896.49
CASH INVESTED	303,164.56	.00	.00	303,164.56
CASH INVESTED - LOGIC	706,424.93	60,000.00	.00	766,424.93
T-BILL INVESTMENTS	.00	.00	.00	.00
FUND TOTALS	1,231,243.76	116,450.37	104,208.15-	1,243,485.98
2015 012 ROAD & BRIDGE 2				
CASH - ROAD & BRIDGE # 2	122,912.75	56,450.30	70,665.34-	108,697.71
CASH INVESTED	31,848.67	.00	.00	31,848.67
CASH INVESTED - LOGIC	30,854.11	.00	.00	30,854.11
T-BILL INVESTMENTS	.00	.00	.00	.00
FUND TOTALS	185,615.53	56,450.30	70,665.34-	171,400.49
2015 013 ROAD & BRIDGE 3				
CASH - ROAD & BRIDGE # 3	199,169.41	68,459.69	70,665.26-	196,963.84
CASH INVESTED	321,114.20	.00	.00	321,114.20
CASH INVESTED - LOGIC	614,895.93	80,000.00	.00	694,895.93
T-BILL INVESTMENTS	.00	.00	.00	.00
FUND TOTALS	1,135,179.54	148,459.69	70,665.26-	1,212,973.97
2015 014 ROAD & BRIDGE 4				
CASH - ROAD & BRIDGE # 4	173,024.89	100,348.36	146,251.09-	127,122.16
CASH INVESTED	340,981.81	.00	.00	340,981.81
CASH INVESTED - LOGIC	501,005.47	15,000.00	.00	516,005.47
T-BILL INVESTMENTS	.00	.00	.00	.00
FUND TOTALS	1,015,012.17	115,348.36	146,251.09-	984,109.44
2015 019 FM & LATERAL				
CASH - F M & LATERAL	33,028.86	165.63	.01-	33,194.48
CASH INVESTED	53,093.25	10,000.00	.00	63,093.25
CASH INVESTED - LOGIC	700,875.48	.00	.00	700,875.48
T-BILL INVESTMENT	.00	.00	.00	.00
FUND TOTALS	786,997.59	10,165.63	.01-	797,163.21
2015 020 TJPC				
CASH - T.J.P.C.	20,895.65	25,906.00	28,775.38-	18,026.27
CASH INVESTED	10,003.02	.00	.00	10,003.02
CASH INVESTED - LOGIC	20,026.19	.00	.00	20,026.19
FUND TOTALS	50,924.86	25,906.00	28,775.38-	48,055.48
2015 021 JUVENILE PROB-ISP				
CASH - JUVENILE PROBATION	7,146.93	.00	.00	7,146.93
INVESTMENTS	.00	.00	.00	.00
CASH INVESTED - LOGIC	4,791.21	.00	.00	4,791.21
FUND TOTALS	11,938.14	.00	.00	11,938.14

ACCOUNT NAME	BEGINNING CASH BALANCE	CASH RECEIPTS	CASH DISBURSEMENTS	ENDING CASH BALANCE
2015 022 JUVENILE PROBATION				
CASH - JUV. PROB. DIV	5,382.25	210.00	.00	5,592.25
INVESTMENTS	.00	.00	.00	.00
FUND TOTALS	5,382.25	210.00	.00	5,592.25
2015 023 JUVENILE PROB. IV-E				
CASH - IV-E	7,899.66	.00	.00	7,899.66
CASH INVESTED	.00	.00	.00	.00
CASH INVESTED - LOGIC	6,015.03	.00	.00	6,015.03
FUND TOTALS	13,914.69	.00	.00	13,914.69
2015 028 ADULT PROBATION				
CASH - ADULT PROBATION	1,942.24	22,918.00	20,225.17-	4,635.07
CASH ON HAND	75.00	.00	.00	75.00
CASH INVESTED	18,633.31	.00	.00	18,633.31
CASH INVESTED - LOGIC	115,053.47	.00	.00	115,053.47
FUND TOTALS	135,704.02	22,918.00	20,225.17-	138,396.85
2015 029 COMMUNITY CORRECTIONS				
CASH - COMMUNITY CORRECTI	25,039.82	.00	6,051.42-	18,988.40
INVESTMENTS	.00	.00	.00	.00
CASH INVESTED - LOGIC	.00	.00	.00	.00
FUND TOTALS	25,039.82	.00	6,051.42-	18,988.40
2015 032 DISTRICT CLERK PRESERVATION				
CASH - DISTRICT CLERK PRESVATI	16,289.60	480.00	.00	16,769.60
INVESTMENTS	.00	.00	.00	.00
CASH INVESTED - LOGIC	10,007.69	.00	.00	10,007.69
FUND TOTALS	26,297.29	480.00	.00	26,777.29
2015 033 COUNTY/DISTRICT TECHNOLOGY FUN				
CASH - COUNTY/DISTRICT TECH	3,769.68	193.19	.00	3,962.87
INVESTMENTS	.00	.00	.00	.00
CASH INVESTED - LOGIC	3,003.91	.00	.00	3,003.91
FUND TOTALS	6,773.59	193.19	.00	6,966.78
2015 034 COURT REPORTER				
CASH - COURT REPORTER FUND	11,996.23	585.00	.00	12,581.23
INVESTMENTS	12,156.73	.00	.00	12,156.73
CASH INVESTED - LOGIC	30,037.44	.00	.00	30,037.44
FUND TOTALS	54,190.40	585.00	.00	54,775.40
2015 035 PERMANENT IMPROVEMENT				
CASH - PERMANENT IMPROVEM	43,841.39	28,443.43	1.29-	72,283.53
CASH INVESTED	375,573.16	40,000.00	.00	415,573.16
CASH INVESTED - LOGIC	1,061,056.78	.00	.00	1,061,056.78
T-BILL INVESTMENTS	.00	.00	.00	.00
FUND TOTALS	1,480,471.33	68,443.43	1.29-	1,548,913.47
2015 037 LAW ENFORCEMENT ED				
CASH - LAW ENFORCEMENT ED	9,181.62	.00	819.10-	8,362.52
CASH INVESTED	10,004.56	.00	.00	10,004.56
CASH INVESTED - LOGIC	5,005.45	.00	.00	5,005.45
FUND TOTALS	24,191.63	.00	819.10-	23,372.53
2015 038 JP TECH				
CASH - J P TECH FUND	9,292.38	875.12	1,201.51-	8,965.99

ACCOUNT NAME	BEGINNING CASH BALANCE	CASH RECEIPTS	CASH DISBURSEMENTS	ENDING CASH BALANCE
INVESTMENTS	.00	.00	.00	.00
CASH INVESTED - LOGIC	<u>19,816.02</u>	<u>.00</u>	<u>.00</u>	<u>19,816.02</u>
FUND TOTALS	29,108.40	875.12	1,201.51-	28,782.01
2015 040 LAW LIBRARY				
CASH - LAW LIBRARY	24,012.91	1,085.00	378.90-	24,719.01
CASH INVESTED	26,457.53	.00	.00	26,457.53
CASH INVESTED - LOGIC	<u>50,062.46</u>	<u>.00</u>	<u>.00</u>	<u>50,062.46</u>
FUND TOTALS	100,532.90	1,085.00	378.90-	101,239.00
2015 041 CC LIBRARY FUND				
CASH - COOKE COUNTY LIBRA	25,024.51	1,098.50	56.67-	26,066.34
CASH INVESTED	.00	.00	.00	.00
CASH INVESTED - LOGIC	12,158.39	.00	.00	12,158.39
T-BILL INVESTMENTS	<u>.00</u>	<u>.00</u>	<u>.00</u>	<u>.00</u>
FUND TOTALS	37,182.90	1,098.50	56.67-	38,224.73
2015 042 CC HISTORICAL COMM.				
CASH - COOKE CO. HISTORIC	<u>3,914.14</u>	<u>.00</u>	<u>.00</u>	<u>3,914.14</u>
FUND TOTALS	3,914.14	.00	.00	3,914.14
2015 043 JP COURTHOUSE SECURITY				
CASH - JP COURTHOUSE SECURITY	11,838.70	204.02	24.10-	12,018.62
CASH INVESTED	.00	.00	.00	.00
CASH INVESTED - LOGIC	<u>15,013.97</u>	<u>.00</u>	<u>.00</u>	<u>15,013.97</u>
FUND TOTALS	26,852.67	204.02	24.10-	27,032.59
2015 044 COURTHOUSE SECURITY				
CASH - COURTHOUSE SECURIT	22,058.57	1,836.45	.00	23,895.02
CASH INVESTED	21,428.47	.00	.00	21,428.47
CASH INVESTED - LOGIC	<u>175,196.77</u>	<u>.00</u>	<u>.00</u>	<u>175,196.77</u>
FUND TOTALS	218,683.81	1,836.45	.00	220,520.26
2015 045 FLOOD DAMAGE				
CASH - FLOOD DAMAGE	17,742.00	.00	.00	17,742.00
CASH INVESTED - TEXPOOL	.00	.00	.00	.00
CASH INVESTED - LOGIC	<u>.00</u>	<u>.00</u>	<u>.00</u>	<u>.00</u>
FUND TOTALS	17,742.00	.00	.00	17,742.00
2015 046 CHAPTER 19				
CASH - CHAPTER 19	.00	.00	.00	.00
INVESTMENTS	<u>.00</u>	<u>.00</u>	<u>.00</u>	<u>.00</u>
FUND TOTALS	.00	.00	.00	.00
2015 047 CC RECORDS MANAGEMENT				
CASH - CC RECORDS MANAGEMENT	2,452.72	80.06	.00	2,532.78
INVESTMENTS - TEXPOOL	<u>.00</u>	<u>.00</u>	<u>.00</u>	<u>.00</u>
FUND TOTALS	2,452.72	80.06	.00	2,532.78
2015 048 COUNTY RECORDS MANAGEMENT				
CASH - RECORDS MANAGEMENT	26,881.83	1,633.38	396.25-	28,118.96
CASH INVESTED	109,479.40	.00	.00	109,479.40
CASH INVESTED - LOGIC	<u>140,171.06</u>	<u>.00</u>	<u>.00</u>	<u>140,171.06</u>
FUND TOTALS	276,532.29	1,633.38	396.25-	277,769.42
2015 049 CC RECORDS PRESERVATION				
CASH - RECORDS PRESERVATI	34,824.49	7,119.00	.00	41,943.49

ACCOUNT NAME	BEGINNING CASH BALANCE	CASH RECEIPTS	CASH DISBURSEMENTS	ENDING CASH BALANCE
INVESTMENTS	28,489.23	15,000.00	.00	43,489.23
CASH INVESTED - LOGIC	85,171.70	.00	.00	85,171.70
FUND TOTALS	148,485.42	22,119.00	.00	170,604.42
2015 050 DIST CLERK RECORDS MANAGEMENT				
CASH - D C RECORDS MANAGEMENT	20,133.79	343.33	.00	20,477.12
CASH INVESTED	.00	.00	.00	.00
CASH INVESTED - LOGIC	15,014.00	.00	.00	15,014.00
FUND TOTALS	35,147.79	343.33	.00	35,491.12
2015 051 DISTRICT CLERK ARCHIVE				
DISTRICT CLERK ARCHIVE	9,870.84	340.00	.00	10,210.84
INVESTMENTS	.00	.00	.00	.00
CASH INVESTED - LOGIC	4,004.38	.00	.00	4,004.38
FUND TOTALS	13,875.22	340.00	.00	14,215.22
2015 052 COUNTY CLERK ARCHIVE FEE				
CASH - RECORDS ARCHIVE	30,651.61	6,630.00	6,696.60-	30,585.01
INVESTMENTS	19,423.36	.00	.00	19,423.36
CASH INVESTED - LOGIC	50,054.81	.00	.00	50,054.81
FUND TOTALS	100,129.78	6,630.00	6,696.60-	100,063.18
2015 053 CA CHECK COLLECTING				
CASH - CHECK COLLECTING &	4,420.28	135.00	108.46-	4,446.82
CASH INVESTED	.00	.00	.00	.00
CASH INVESTED - LOGIC	7,508.19	.00	.00	7,508.19
FUND TOTALS	11,928.47	135.00	108.46-	11,955.01
2015 054 DA CHECK COLLECTING				
CASH - DA CHECK COLLECTING	3,492.53	.00	3,375.00-	117.53
CASH INVESTED	.00	.00	.00	.00
FUND TOTALS	3,492.53	.00	3,375.00-	117.53
2015 056 DISTRICT ATTY FORFEITURE				
CASH - D.A. FORFEITURE FU	26,444.48	.00	2,425.00-	24,019.48
CASH INVESTED - TEXPOOL	10,004.56	.00	.00	10,004.56
CASH INVESTED - LOGIC	30,032.18	.00	.00	30,032.18
FUND TOTALS	66,481.22	.00	2,425.00-	64,056.22
2015 057 D A SEIZURE FUND				
CASH - SEIZURE-LAW	52,800.81	.00	23,963.81-	28,837.00
INVESTMENTS	.00	.00	.00	.00
FUND TOTALS	52,800.81	.00	23,963.81-	28,837.00
2015 058 SHERIFF FORFEITURE				
CASH- SHERIFF FORFEITURE	29,007.15	.00	.00	29,007.15
INVESTMENTS	.00	.00	.00	.00
CASH INVESTED - LOGIC	17,509.07	.00	.00	17,509.07
FUND TOTALS	46,516.22	.00	.00	46,516.22
2015 059 JAIL COMMISSARY				
CASH - JAIL COMMISSARY	21,480.72	1,805.36	297.91-	22,988.17
CASH INVESTED - TEXPOOL	10,004.56	.00	.00	10,004.56
CASH INVESTED - LOGIC	48,040.02	.00	.00	48,040.02
FUND TOTALS	79,525.30	1,805.36	297.91-	81,032.75
2015 060 INTEREST & SINKING				
CASH - INTEREST & SINKING	.00	.00	.00	.00

ACCOUNT NAME	BEGINNING CASH BALANCE	CASH RECEIPTS	CASH DISBURSEMENTS	ENDING CASH BALANCE
CASH INVESTED	.00	.00	.00	.00
CASH INVESTED - LOGIC	.00	.00	.00	.00
T-BILL INVESTMENTS	.00	.00	.00	.00
FUND TOTALS	.00	.00	.00	.00
2015 061 2004 GO REFUNDING DEBT SERVICE				
CASH - 2004 GO REFUNDING D/S	56,692.67	45,434.18	2.69-	102,124.16
CASH INVESTED	.00	.00	.00	.00
CASH INVESTED - LOGIC	742,140.53	.00	.00	742,140.53
T-BILL INVESTMENTS	.00	.00	.00	.00
FUND TOTALS	798,833.20	45,434.18	2.69-	844,264.69
2015 070 BOND FUND				
CASH - CONSTRUCTION FUND	.00	.00	.00	.00
CASH INVESTED	.00	.00	.00	.00
CASH INVESTED - LOGIC	.00	.00	.00	.00
FUND TOTALS	.00	.00	.00	.00
2015 088 STATE FEES				
CASH - STATE FEES	30,947.68	39,131.14	.00	70,078.82
CASH INVESTED	7,301.87	.00	.00	7,301.87
CASH INVESTED - LOGIC	3,027.21	40,000.00	.00	43,027.21
FUND TOTALS	41,276.76	79,131.14	.00	120,407.90
2015 090 OFFICER'S TRUST				
CASH-OFFICERS TRUST	61,368.95	.00	.00	61,368.95
CASH INVESTED	.00	.00	.00	.00
CASH INVESTED - LOGIC	.00	.00	.00	.00
FUND TOTALS	61,368.95	.00	.00	61,368.95
2015 091 LIBRARY TRUST - LIDDELL				
CASH-LIBRARY TRUST/LIDDELL	2,099.63	.00	.00	2,099.63
CD INVESTMENT	15,000.00	.00	.00	15,000.00
FUND TOTALS	17,099.63	.00	.00	17,099.63
2015 092 LIBRARY TRUST - ROSENSTEIN				
CASH-LIBRARY TRUST/ROSENSTEIN	3,547.07	.00	.00	3,547.07
CD INVESTMENT	19,000.00	.00	.00	19,000.00
FUND TOTALS	22,547.07	.00	.00	22,547.07
2015 098 PAYROLL CLEARING				
CASH - PAYROLL CLEARING	1,596.97	900,754.33	.00	902,351.30
INVESTMENTS	.00	.00	.00	.00
FUND TOTALS	1,596.97	900,754.33	.00	902,351.30
2015 100 CHILD ABUSE PREVENTION FUND				
CASH-CHILD ABUSE PREVENTION	224.21	2.89	.00	227.10
CASH INVESTED	.00	.00	.00	.00
FUND TOTALS	224.21	2.89	.00	227.10
2015 101 PRETRIAL DIVERSION				
CASH-PRETRIAL DIVERSION	5,591.06	23.00	.00	5,614.06
CASH INVESTED	.00	.00	.00	.00
CASH INVESTED - LOGIC	.00	.00	.00	.00
FUND TOTALS	5,591.06	23.00	.00	5,614.06
GRAND TOTALS	24,067,606.91	3,208,911.16	2,625,563.42-	24,650,954.65

Pledge Security Listing

November 30, 2014

ID	CUSIP	Description	Safekeeping Location	Safekeeping Receipt	Coupon	Maturity Date	Call Date	Moody	S&P	Fitch	FASB115	Face Amount	Current Par	Current Book Value	Market Value	Gain(Loss)
COOKE COUNTY																
2047	3128MBNA1	FHLMC G12885	FHLB	x	5.00	06/01/2021		AAA	AA+	AAA	HTM	155,326	16,696.27	16,695.91	17,835.89	1,139.98
2107	31410GSS8	FNMA 889257	FHLB	x	5.00	04/01/2021		AAA	AA+	AAA	HTM	104,467	10,849.63	10,849.38	11,566.07	716.69
3643	3128MMQX4	FHLMC G18469	FHLB		2.00	06/01/2028		AAA	AA+	AAA	HTM	212,158	185,288.79	186,196.70	183,621.19	(2,575.51)
Total for COOKE COUNTY												471,951	212,834.69	213,741.99	213,023.15	(718.84)

Landmark Bank, N.A.
 Cooke County
 As of: Sunday, November 30, 2014

Detail Section:

<u>Account No.</u>	<u>Balance</u>	<u>Int Rate</u>	<u>Type</u>	<u>Officer</u>
28002408	\$0	0.00%	TDSV	R1B
28002416	\$0	0.00%	TDSV	R1B
28900090	\$160,043	0.00%	CK	R1B
28900287	\$1,719,711	0.15%	CK	R1B
28900325	\$14,034	0.00%	CK	R1B
28900333	\$0	0.00%	CK	R1B
28900341	\$25,250	0.00%	CK	R1B
28900368	\$23,549	0.15%	CK	R1B
28900376	\$35,445	0.00%	CK	R1B
28900384	\$213	0.00%	CK	R1B
28900392	\$381	0.00%	CK	R1B
28900406	\$17,267	0.00%	CK	R1B
28900414	\$1,725	0.00%	CK	R1B
28900422	\$0	0.00%	CK	R1B
28900449	\$414,806	0.00%	CK	R1B
28900457	\$0	0.00%	CK	R1B
28900465	\$0	0.00%	CK	R1B
28900481	\$1,534,003	0.00%	CK	R1B
28900511	\$2,138	0.00%	CK	R1B
28900538	\$1,617	0.00%	CK	R1B
28901259	\$5,265	0.00%	CK	ELE
28901593	\$5,002	0.00%	CK	JDH
4170003539	\$52,250	0.00%	CK	R1B
4170009684	\$0	0.00%	CK	R1B
4170009700	\$2,122	0.00%	CK	R1B
4170013934	\$0	0.00%	CK	JDH
4170023065	\$12,096	0.00%	CK	R1B
4170800744	\$0	0.00%	TDSV	JDH
4170800751	\$0	0.00%	TDSV	JDH
4170801528	\$0	0.00%	TDSV	R1B
4170801536	\$0	0.00%	TDSV	R1B
4170802286	\$0	0.00%	TDSV	JDH
4170802294	\$0	0.00%	TDSV	JDH
4170802849	\$0	0.00%	TDSV	JDH
4170802856	\$0	0.00%	TDSV	JDH
4170803896	\$0	0.00%	TDSV	R1B
4170803904	\$0	0.00%	TDSV	R1B
4170804019	\$0	0.00%	TDSV	R1B

12/2/2014 8:02:20 AM

4170804142	\$0	0.00%	TDSV	R1B
4170804159	\$0	0.00%	TDSV	R1B
4170804415	\$0	0.00%	TDSV	T1G
4170804423	\$0	0.00%	TDSV	T1G
4170804761	\$7,500	0.25%	TDSV	T1G
4170804779	\$7,500	0.25%	TDSV	T1G
4170805073	\$500,000	0.25%	TDSV	T1G
4170805081	\$500,000	0.25%	TDSV	T1G
4170805198	\$8,000	1.05%	TDSV	JDH

Collateral Section:

<u>Description / LOC No.</u>	<u>Amount</u>	<u>Maturity Date</u>
Securities - Market Value	\$6,933,459	(See add'l report)

Pledge Report Summary:

Total Deposits	\$	5,049,917
Plus Additional Coverage (per Agreement)	\$	0
Total Collateral Needed	\$	5,049,917
Collateral Pledged	\$	6,933,459
FDIC Insurance	\$	250,000
Total Collateral Provided	\$	7,183,459
Total Public Funding Excess / (Needed)	\$	2,133,542

CCI PROD

AS OF CLOSE OF BUSINESS 11-28-2014

DISTRB PT 11

PLEDGEE: COOKE COUNTY AS OF CLOSE OF BUSINESS 11-28-2014
100 S. DIXON J7BM INSTITUTION ID: #J7BM
RM. 106

GAINESVILLE TX 76240
HOLDER : 081500862 - LANDMARK BANK
ACCOUNT: J7BM - *COOKE COUNTY
CUSIP #

RESP FRB:H1

			BVF	PAR BALANCE	BOOK VALUE
31300LVH5	FMAR 848716 G	01-01-37	0.6519329900	200,000.00	130,386.60
3133TTX48	FGRA 2326ZQ 06/15/31	06-15-31	0.2304990500	300,000.00	69,149.72
3136ACLE9	FNRM RC025BD R13F025	03-25-33	0.8727417200	1,400,000.00	1,221,838.41
3136AKJK0	FNRM CL041CM R14F041	06-25-40	0.9569329400	1,000,000.00	956,932.94
3137B1CT7	FGRM 4195LH 12/15/31	12-15-31	0.8860509500	600,000.00	531,630.57
31392WB41	FGRM 2512PG 10/15/22	10-15-22	0.4083046400	400,000.00	163,321.86
31394CMY5	FNRM CL016LE R05F016	07-25-33	0.3966140300	1,100,000.00	436,275.43
31394H2Q3	FGRM 2662DH 08/15/23	08-15-23	1.0000000000	1,200,000.00	1,200,000.00
31394R3X8	FGRM 2754PD 11/15/32	11-15-32	0.1683019100	100,000.00	16,830.19
31395HVM9	FGRA 2896BZ 11/15/34	11-15-34	1.6470094900	200,000.00	329,401.90
31396ALL6	FGRM 3035DP 10/15/34	10-15-34	0.1758587400	2,100,000.00	369,303.35
38374FL7	GNNM 2004-24 ZM	04-20-34	1.6956519366	700,000.00	1,186,956.36
			SUBTOTAL:	9,300,000.00	6,612,027.33
			GRAND TOTAL:	9,300,000.00	6,612,027.33

Cooke County
Attn: Patty Brennan
101 S. Dixon Street
Gainesville, TX 76240

Depositor Statement

November 1, 2014 - November 30, 2014

Account #: 104791304900

Custodian: U.S. Bank N.A.

Account at-a-Glance

Beginning Balance	2,000,655.02
+ Net Deposits	0.00
+ Net Accrued Interest ²	213.64
Ending Balance	2,000,868.66
Days In Period ⁴	30
Average Daily Balance ⁵	2,000,655.02
Net APY This Period ⁶	0.1300
Available Balance ⁷	2,000,655.02

Depositor Information

Website: www.ficaaccount.com

Support Center: (866) 343-5516

Account Transactions

Description	Date	Amount(USD\$)
No transactions in this period		

Bank Deposit Detail

Depository Bank	FDIC#	Balance(USD\$)
BofI Federal Bank	35546	244,453.02
Cadence Bank N.A.	4999	247,993.02
Capital One National Association	4297	11,910.10
First Choice Bank	58471	1,701.67
Grandpoint Bank	58390	2,332.72
Great Western Bank	15289	125,572.75
Happy State Bank	10359	244,923.01
Independent Bank	3076	1,603.58
Nabonwide Bank	34710	173,842.54
NexBank SSB	29209	248,000.00
Rockville Bank	18203	81,311.30
Signature Bank	57053	241,582.34
Southwest Bank	18812	49,424.63
Sovereign Bank National Association	29950	245,259.52
Texas Capital Bank National Association	34383	6,287.63
Valley National Bank	9396	72,859.01
Wells Fargo Bank National Association	3511	1,598.18
Aggregate Net Accrued Interest ³		213.64

Cooke County
Attn: Patty Brennan
101 S. Dixon Street
Gainesville, TX 76240

Depositor Statement

November 1, 2014 - November 30, 2014

Account #: 104791304900

Custodian: U.S. Bank N.A.

Total 2,000,868.66

Disclosure Information

1 The Federally Insured Cash Account ® ("FICA") is not a member of the Federal Deposit Insurance Corporation ("FDIC"), but the banks in which your money is deposited are FDIC members. The FDIC is an independent agency of the U.S. government that protects the funds depositors place in FDIC insured institutions. FDIC deposit insurance is backed by the full faith and credit of the U.S. government.

2 Net Accrued Interest is the estimated amount of your accrued interest earned for the current month less any FICA Fee with respect to such interest. Net Accrued Interest cannot be withdrawn from your account until it is credited to the account. There is no guarantee that you will receive the full amount as stated. Refer to the U.S. Bank Custodial Statement, provided via ficaaccount.com, for further details regarding interest earned and fees charged. Net Accrued Interest is for informational purposes only.

3 Aggregate Net Accrued Interest is the sum of the current month's Net Accrued Interest and any prior period Net Accrued Interest not yet paid.

4 Days In Period ("DIP") is the number of days in the period beginning on, and including the later of, the first day of the month or the business day your initial deposit is received by the FICA Custodian if received on or before 10:00AM EST or the business day immediately following if received after 10:00AM EST, and ending on, and including, the last day of the month. DIP does not include any date on which the balance is zero.

5 Average Daily Balance is the sum of your beginning balance plus any deposits less any withdrawals averaged across number of days in Days In Period.

6 Net APY This Period is the annualized yield that reflects the relationship between the net interest received plus any Net Accrued Interest and the Average Daily Balance for the statement period.

7 Available Balance reflects the amount that can be withdrawn as of the date of the statement. This balance is the Ending Balance less the Aggregate Net Accrued Interest amount.

We encourage you to compare the information provided in our statement with the U.S. Bank custody statement. You may access your U.S. Bank custody statement by calling 1-866-343-5516.

StoneCastle Cash Management, LLC is an SEC Registered Investment Advisor. StoneCastle Cash Management, LLC is an affiliate of StoneCastle Partners, LLC, a leading asset management and financial services company dedicated to investing and serving the community banking sector. Performance data shown represents past performance, and is no guarantee of future results. Rates may change without notice. Please read the Terms and Conditions relating to the FICA program for more complete information and the governing terms of the account. Review your statement for accuracy. If you have any questions regarding your account, contact a FICA representative. Registration with the SEC does not imply a particular level of skill or training.

INVESTMENTS-TEXPOOL
PATTY BRENNAN, COOKE COUNTY TREASURER
NOVEMBER 2014

ACCT NAME	BALANCE FORWARD	DEPOSITS	WITH-DRAWALS	CURRENT INTEREST	ENDING BALANCE
GENERAL	\$ 3,416,378.91	\$ -	\$ -	\$ 80.17	\$ 3,416,459.08
R & B -1	\$ 303,164.56	\$ -	\$ -	\$ 7.16	\$ 303,171.72
R & B -2	\$ 31,848.67	\$ -	\$ -	\$ 0.75	\$ 31,849.42
R & B -3	\$ 321,114.20	\$ -	\$ -	\$ 7.52	\$ 321,121.72
R & B -4	\$ 340,981.81	\$ -	\$ -	\$ 7.99	\$ 340,989.80
FM & L	\$ 53,093.25	\$ 10,000.00	\$ -	\$ 1.30	\$ 63,094.55
TJPC	\$ 10,003.02	\$ -	\$ -	\$ 0.30	\$ 10,003.32
ADULT PROB	\$ 18,633.31	\$ -	\$ -	\$ 0.44	\$ 18,633.75
COURT REP	\$ 12,156.73	\$ -	\$ -	\$ 0.30	\$ 12,157.03
PERM IMP	\$ 375,573.16	\$ 40,000.00	\$ -	\$ 9.03	\$ 415,582.19
LAW ENFORCEMENT ED	\$ 10,004.56	\$ -	\$ -	\$ 0.30	\$ 10,004.86
LAW LIBRARY	\$ 26,457.53	\$ -	\$ -	\$ 0.60	\$ 26,458.13
C H SECURITY	\$ 21,428.47	\$ -	\$ -	\$ 0.54	\$ 21,429.01
REC MGMT	\$ 109,479.40	\$ -	\$ -	\$ 2.59	\$ 109,481.99
REC PRESV	\$ 28,489.23	\$ 15,000.00	\$ -	\$ 0.74	\$ 43,489.97
ARCHIVE	\$ 19,423.36	\$ -	\$ -	\$ 0.50	\$ 19,423.86
DIST ATTY FORFEITURE	\$ 10,004.56	\$ -	\$ -	\$ 0.30	\$ 10,004.86
JAIL COMMISSARY	\$ 10,004.56	\$ -	\$ -	\$ 0.30	\$ 10,004.86
STATE FEES	\$ 7,301.87	\$ -	\$ -	\$ 0.29	\$ 7,302.16
TOTAL: TREAS FUND	\$ 5,125,541.16	\$ 65,000.00	\$ -	\$ 121.12	\$ 5,190,662.28
YEAR - TO - DATE INTEREST	BAL FORWARD	CURRENT INT.	BALANCE		
	\$ 116.89	\$ 121.12	\$ 238.01		
AVG. YEILD FOR NOV 2014	0.03%	MKT VALUE PER SHARE	\$ 1.00		

INVESTMENTS-LOGIC
PATTY BRENNAN, COOKE COUNTY TREASURER
NOVEMBER 2014

ACCT NAME	BALANCE FORWARD	DEPOSITS	WITH- DRAWALS	CURRENT INTEREST	ENDING BALANCE
GENERAL	\$ 8,313,681.99	\$ -	\$ 500,000.00	\$ 582.83	\$ 7,814,264.82
R & B -1	\$ 706,424.93	\$ 60,000.00	\$ -	\$ 51.57	\$ 766,476.50
R & B -2	\$ 30,854.11	\$ -	\$ -	\$ 2.20	\$ 30,856.31
R & B -3	\$ 614,895.93	\$ 80,000.00	\$ -	\$ 45.33	\$ 694,941.26
R & B -4	\$ 501,005.47	\$ 15,000.00	\$ -	\$ 36.12	\$ 516,041.59
FM & L	\$ 700,875.48	\$ -	\$ -	\$ 50.14	\$ 700,925.62
TJPC	\$ 20,026.19	\$ -	\$ -	\$ 1.43	\$ 20,027.62
JUV-ISP	\$ 4,791.21	\$ -	\$ -	\$ 0.32	\$ 4,791.53
JUV-IVE	\$ 6,015.03	\$ -	\$ -	\$ 0.42	\$ 6,015.45
ADULT PROB	\$ 115,053.47	\$ -	\$ -	\$ 8.23	\$ 115,061.70
DIST CLK PRESERVATION	\$ 10,007.69	\$ -	\$ -	\$ 0.71	\$ 10,008.40
CTY/DIST TECH	\$ 3,003.91	\$ -	\$ -	\$ 0.23	\$ 3,004.14
COURT REP	\$ 30,037.44	\$ -	\$ -	\$ 2.16	\$ 30,039.60
PERM IMP	\$ 1,061,056.78	\$ -	\$ -	\$ 75.93	\$ 1,061,132.71
LAW ENFORCEMENT ED	\$ 5,005.45	\$ -	\$ -	\$ 0.33	\$ 5,005.78
JP-TECH	\$ 19,816.02	\$ -	\$ -	\$ 1.42	\$ 19,817.44
LAW LIBRARY	\$ 50,062.46	\$ -	\$ -	\$ 3.57	\$ 50,066.03
CC LIBRARY	\$ 12,158.39	\$ -	\$ -	\$ 0.89	\$ 12,159.28
JP-CH SECURITY	\$ 15,013.97	\$ -	\$ -	\$ 1.08	\$ 15,015.05
C H SECURITY	\$ 175,196.77	\$ -	\$ -	\$ 12.56	\$ 175,209.33
REC MGMT	\$ 140,171.06	\$ -	\$ -	\$ 10.01	\$ 140,181.07
REC PRESV	\$ 85,171.70	\$ -	\$ -	\$ 6.11	\$ 85,177.81
DIST CLK REC MGMT	\$ 15,014.00	\$ -	\$ -	\$ 1.08	\$ 15,015.08
DIST CLK ARCHIVE	\$ 4,004.38	\$ -	\$ -	\$ 0.30	\$ 4,004.68
ARCHIVE	\$ 50,054.81	\$ -	\$ -	\$ 3.57	\$ 50,058.38
CTY ATTY CHECK COLLECT	\$ 7,508.19	\$ -	\$ -	\$ 0.56	\$ 7,508.75
DIST ATTY FORFEITURE	\$ 30,032.18	\$ -	\$ -	\$ 2.16	\$ 30,034.34

INVESTMENTS-LOGIC
 PATTY BRENNAN, COOKE COUNTY TREASURER
 NOVEMBER 2014

SHERIFF FORFEITURE	\$ 17,509.07	\$ -	\$ -	\$ 1.24	\$ 17,510.31
JAIL COMMISSARY	\$ 48,040.02	\$ -	\$ -	\$ 3.43	\$ 48,043.45
STATE FEES	\$ 3,027.21	\$ 40,000.00	\$ -	\$ 0.90	\$ 43,028.11
2012 GO REFUNDING	\$ 742,140.53	\$ -	\$ -	\$ 53.12	\$ 742,193.65
 TOTAL: TREAS FUND	 <u>\$ 13,537,655.84</u>	 <u>\$ 195,000.00</u>	 <u>\$ 500,000.00</u>	 <u>\$ 959.95</u>	 <u>\$ 13,233,615.79</u>

YEAR - TO - DATE INTEREST	BAL FORWARD	CURRENT INT.	BALANCE
	\$ 1,039.34	\$ 959.95	\$ 1,999.29

AVG. YEILD FOR NOV 2014	0.09%	MKT VALUE PER SHARE	\$ 1.00
-------------------------	-------	---------------------	---------