



System Specifications

- [Environmental Specifications, on page 1](#)
- [Switch Dimensions, on page 1](#)
- [Switch and Module Weights and Quantities, on page 2](#)
- [Transceiver and Cable Specifications, on page 2](#)
- [Switch Power Input Requirements, on page 2](#)
- [Power Specifications, on page 3](#)
- [Power Cable Specifications, on page 4](#)
- [Regulatory Standards Compliance Specifications, on page 8](#)

Environmental Specifications

Environment		Specification
Temperature	Ambient operating temperature	32 to 104°F (0 to 40°C)
	Ambient nonoperating	−40 to 158°F (−40 to 70°C)
Relative humidity	Nonoperating	5 to 85%
Altitude	Operating	0 to 13,123 feet (0 to 4,000 meters)

Switch Dimensions

Switch	Width	Depth	Height
Cisco Nexus 9364C-GX	17.41 inches (44.23 cm)	22.59 inches (57.4 cm)	3.39 inches (8.61 cm) (2 RU)

Switch and Module Weights and Quantities

Component	Weight per Unit	Quantity
Cisco Nexus 9364C-GX Chassis (N9K-C9364C-GX)	29.2 lb (13.2 kg)	1
Fan Module	—	3
– Port-side exhaust (blue) (NXA-FAN-160CFM-PE)	1.3 lb (0.59 kg)	
– Port-side intake (burgundy) (NXA-FAN-160CFM-PI)	1.3 lb (0.59 kg)	
Power Supply module	—	2 (1 for operations and 1 for redundancy)
– 2000-W AC port-side exhaust (blue) (NXA-PAC-2KW-PE)	2.64 lb (1.2 kg)	
– 2000-W AC port-side intake (burgundy) (NXA-PAC-2KW-PI)	2.64 lb (1.2 kg)	
– 2000-W HVAC/HVDC port-side intake (burgundy) (NXA-PHV-2KW-PI)	2.42 lb (1.1 kg)	
– 2000-W HVAC/HVDC port-side intake (burgundy) (NXA-PHV-2KW-PI)	2.42 lb (1.1 kg)	
– 2000-W DC port-side exhaust (blue) (NXA-PDC-2KW-PE)	2.42 lb (1.1 kg)	
– 2000-W DC port-side intake (burgundy) (NXA-PDC-2KW-PI)	2.42 lb (1.1 kg)	

Transceiver and Cable Specifications

To determine which transceivers, adapters, and cables are supported by this switch, see <https://www.cisco.com/c/en/us/support/interfaces-modules/transceiver-modules/products-device-support-tables-list.html>.

To see the transceiver specifications and installation information, see <https://www.cisco.com/c/en/us/support/interfaces-modules/transceiver-modules/products-device-support-tables-list.html>.

Switch Power Input Requirements

The following table lists the typical amount of power that the switch consumes. It also lists the maximum amount of power that you must provision for the switch and power supply for peak conditions.



Note Some power supplies have capabilities that are greater than the maximum power requirements for a switch. To determine the power consumption characteristics for the switch, use the typical and maximum requirements that are listed in the following table.

Switch	Typical Power Consumption (AC or DC)	Maximum Power Consumption (AC or DC)	Heat Dissipation Requirement
Cisco Nexus 9364C-GX	811 W	1622 W	5534.494 BTUs per hour

Power Specifications

Power specifications include the specifications for each type of power supply module.

2000-W AC Power Supply Specifications

Property	Specification
Power	2000 W
Input Voltage	90 to 140 VAC
Frequency	50 to 60 Hz
Efficiency	90% or greater (20 to 100% load)
Redundancy Modes	Combined, $n+1$, and $n+n$
RoHS Compliance	Yes
Hot Swappable	Yes
Airflow Direction	Port-side intake and port-side exhaust airflow

2000-W HVAC/HVDC Power Supply Specifications

Property	Specification
Power	2000 W
Input Voltage	180 to 305 VAC or 192 to 400 VDC or
Frequency	50 to 60 Hz
Efficiency	90% or greater (20 to 100% load)
Redundancy Modes	Combined, $n+1$, and $n+n$
RoHS Compliance	Yes
Hot Swappable	Yes
Airflow Direction	Port-side intake airflow

2000-W DC Power Supply Specifications

Property	Specification
Power	2000 W
Input Voltage	Minimum to Maximum: -40 to -70 VDC Nominal: -48 to -60 VDC
Frequency	-
Efficiency	90% or greater (20 to 100% load)
Redundancy Modes	Combined, $n+1$, and $n+n$
RoHS Compliance	Yes
Hot Swappable	Yes
Airflow Direction	Port-side intake and port-side exhaust airflow

Power Cable Specifications

The following sections specify the power cables that you can order and use with this switch.

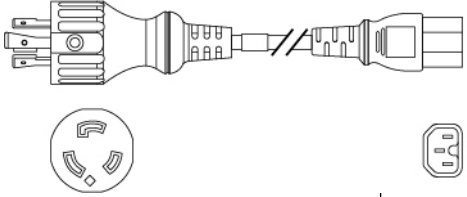
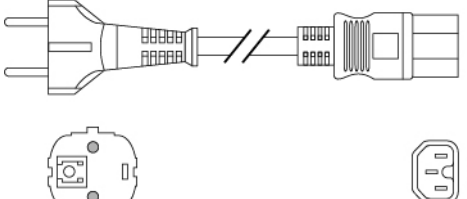
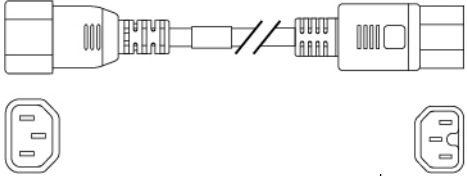

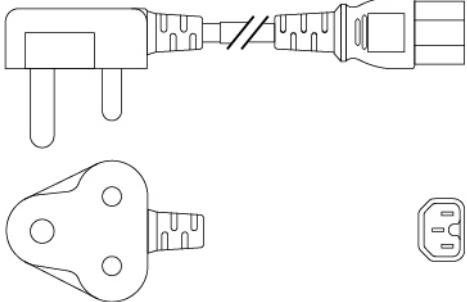
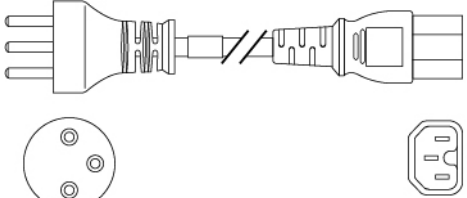
Power Cable Specifications for AC Power Supplies

Locale	Power Cord Part Number	Cord Set Description
	CAB-C13-C14-2M	Power Cord Jumper, C13-C14 Connectors, 6.6 feet (2.0 m)
	CAB-C13-CBN	Cabinet jumper power cord, 250 VAC, 10 A, C14-C13 connectors, 2.3 feet (0.7 m)
Argentina	CAB-250V-10A-AR	250 V, 10 A, 8.2 feet (2.5 m)
Australia	CAB-9K10A-AU	250 VAC, 10 A, 3112 plug, 8.2 feet (2.5 m)
Brazil	CAB-250V-10A-BR	250 V, 10 A, 6.9 feet (2.1 m)
European Union	CAB-9K10A-EU	250 VAC, 10 A, CEE 7/7 plug, 8.2 feet (2.5 m)
India	CAB-IND-10A	10 A, 8.2 feet (2.5 m)
India	CAB-C13-C14-2M-IN	Power Cord Jumper, C13-C14 Connectors, 6.6 feet (2.0 m)

Locale	Power Cord Part Number	Cord Set Description
Israel	CAB-250V-10A-IS	250 V, 10 A, 8.2 feet (2.5 m)
Italy	CAB-9K10A-IT	250 VAC, 10 A, CEI 23-16/VII plug, 8.2 feet (2.5 m)
Japan	CAB-C13-C14-2M-JP	Power Cord Jumper, C13-C14 Connectors, 6.6 feet (2.0 m)
North America	CAB-9K12A-NA	125 VAC, 13 A, NEMA 5-15 plug, 8.2 feet (2.5 m)
North America	CAB-AC-L620-C13	NEMA L6-20-C13, 6.6 feet (2.0 m)
North America	CAB-N5K6A-NA	200/240V, 6A, 8.2 feet (2.5 m)
Peoples Republic of China	CAB-250V-10A-CN	250 V, 10 A, 8.2 feet (2.5 m)
South Africa	CAB-250V-10A-ID	250 V, 10 A, 8.2 feet (2.5 m)
Switzerland	CAB-9K10A-SW	250 VAC, 10 A, MP232 plug, 8.2 feet (2.5 m)
United Kingdom	CAB-9K10A-UK	250 VAC, 10 A, BS1363 plug (13 A fuse), 8.2 (2.5 m)
All except Argentina, Brazil, and Japan	NO-POWER-CORD	No power cord included with switch

Power Cables for NXA-PAC-2KW Power Supplies

Cable	Description	Illustration
CAB-TA-NA	North America AC Type A Power Cable	
CAB-TA-UK	United Kingdom AC Type A Power Cable	

Cable	Description	Illustration
CAB-TA-250V-JP	Japan 250V AC Type A Power Cable	 <p>307653</p>
CAB-TA-EU	Europe AC Type A Power Cable	 <p>307654</p>
CAB-C15-CBN	Cabinet Jumper Power Cord, 250 VAC 13A, C14-C15 Connectors	 <p>307652</p>
CAB-ACBZ-12A	AC Power Cord (Brazil) 12A/125V BR-3-20 plug up to 12A	 <p>307651</p>
CAB-TA-IN	India AC Type A Power Cable	 <p>307655</p>
CAB-TA-IS	Israel AC Type A Power Cable	 <p>307656</p>

HVAC/HVDC Power Cables Supported by ACI-Mode and NX-OS Mode Switches




Part Number	Cord Set Description	Photo
CAB-HVAC-SD-0.6M	HVAC 2-foot (0.6 m) cable with Saf-D-Grid and SD connectors 277V AC	
CAB-HVAC-RT-0.6M	HVAC 2-foot (0.6 m) cable with Saf-D-Grid and RT connector 277V AC	
CAB-HVDC-3T-2M	HVDC 6.6-foot (2.0 m) cable with Saf-D-Grid and three terminal connectors 300V AC / 400V DC (+200/-200 V DC)	
NO-POWER-CORD	All except Argentina, Brazil, and Japan No power cord included with switch	Not applicable

Table 1: HVAC/HVDC Power Cables Callout Table

1	Connect this end to the power supply unit.
---	--

DC Power Cable Specifications

No DC power cable is shipped with this switch.

Regulatory Standards Compliance Specifications

The following table lists the regulatory standards compliance for the switch.

Table 2: Regulatory Standards Compliance: Safety and EMC

Specification	Description
Regulatory compliance	Products should comply with CE Markings according to directives 2004/108/EC and 2006/95/EC.
Safety	<ul style="list-style-type: none"> • CAN/CSA-C22.2 No. 60950-1 Second Edition • EN 60950-1 Second Edition • IEC 60950-1 Second Edition • AS/NZS 60950-1 • GB4943
EMC: Emissions	<ul style="list-style-type: none"> • 47CFR Part 15 (CFR 47) Class A • AS/NZS CISPR22 Class A • CISPR22 Class A • EN55022 Class A • ICES003 Class A • VCCI Class A • EN61000-3-2 • EN61000-3-3 • KN22 Class A • CNS13438 Class A
EMC: Immunity	<ul style="list-style-type: none"> • EN55024 • CISPR24 • EN300386 • KN 61000-4 series
RoHS	The product is RoH-6 compliant with exceptions for leaded-ball grid-array (BGA) balls and lead press-fit connectors.