

**REGULAR MEETING
OF
CACHUMA OPERATION AND MAINTENANCE BOARD**

**3301 Laurel Canyon Road
Santa Barbara, CA 93105**

Monday, June 27, 2016

2:00 P.M.

AGENDA

1. **CALL TO ORDER, ROLL CALL**
2. **PUBLIC COMMENT** (Public may address the Board on any subject matter not on the agenda and within the Board's jurisdiction. See "Notice to the Public" below. Please make your comments from the podium once acknowledged by the President of the Board.)
3. **CONSENT AGENDA** (All items on the Consent Agenda are considered to be routine and will be approved or rejected in a single motion. Any item placed on the Consent Agenda may be removed and placed on the Regular Agenda for discussion and possible action upon the request of any Board Member.)
Action: Recommend Approval of Consent Agenda by motion and roll call vote of the Board:
 - a. Minutes May 23, 2016 Regular Board Meeting
 - b. Investment of Funds
 - Financial Reports
 - Investment Reports
 - c. Review of Paid Claims
 - d. Review of Pending Claims for Payment
4. **VERBAL REPORTS FROM BOARD COMMITTEES**
Receive verbal information regarding the following committee meetings:
 - Administrative Committee Meeting – May 26, 2016
 - Operations Committee Meeting – June 24, 2016
5. **CACHUMA PROJECT TRUST FUND / RENEWAL FUND MEETING AND COUNTY'S PUBLIC MEETING ON CACHUMA PROJECT BETTERMENT FUND, MAY 11, 2016**
Action: Recommend approval by motion and roll call vote of the Board
 - a. Approval of Plan and Program Expenditure of Trust Fund for FY 2016-2017
 - b. Approval of Program Expenditure of County Water Agency's Betterment Fund for FY 2016-2017
6. **FISCAL YEAR 2016-17 ELECTIONS AND APPOINTMENTS OF CACHUMA OPERATION & MAINTENANCE BOARD**
Action: Elections for President and Vice-President by nomination and roll call vote of the Board:
 - a. Election of President
 - b. Election of Vice-President

Action: Appointment by motion and roll call vote of the Board for each appointment:

- c. Appointment of ACWA/JPIA Representative and Alternate
- d. Appointment of General Counsel
- e. Appointment of Secretary of the Board
- f. Appointment of Treasurer and Auditor-Controller

7. ORTEGA DAM UNDERDRAIN REPAIR

For discussion and possible action by motion and roll call vote of the Board

8. LATERAL 3A REPLACEMENT PROJECT

For discussion and possible action by motion and roll call vote of the Board

9. GENERAL MANAGER REPORT

Receive information from the Interim General Manager on topics pertaining to COMB, including but not limited to the following:

- ACWA/JPIA Risk Assessment
- Personnel
- Cachuma Member Unit Managers Meeting
- Operations Division Activities
- Fisheries Division Activities

10. OPERATIONS DIVISION REPORT

Receive information regarding Operations Division, including but not limited to the following:

- Lake Cachuma Operations
- Operation and Maintenance Activities

11. RESOLUTION NO. 613 – APPROVING EXPENDITURES FOR THE CONSTRUCTION OF THE FISH PASSAGE IMPROVEMENT AT QUIOTA CREEK CROSSING NUMBER 4

Action: Recommend approval by motion and roll call vote of the Board

12. FISHERIES DIVISION REPORT

Receive information regarding Fisheries Division, including but not limited to the following:

- LSYR Steelhead Monitoring Elements
- Tributary Project Updates
- Surcharge Water Accounting
- Reporting/Outreach/Training

13. PROGRESS REPORT ON LAKE CACHUMA OAK TREE PROGRAM

Receive information regarding the Lake Cachuma Oak Tree Program including but not limited to the following:

- Maintenance and Monitoring

14. MONTHLY CACHUMA PROJECT REPORTS

Receive information regarding the Cachuma Project, including but not limited to the following:

- a. Cachuma Water Reports
- b. Cachuma Reservoir Current Conditions
- c. Lake Cachuma Quagga Survey

15. **DIRECTORS' REQUESTS FOR AGENDA ITEMS FOR FUTURE MEETING**
16. **[CLOSED SESSION]: CONFERENCE WITH LEGAL COUNSEL: EXISTING AND POTENTIAL LITIGATION**
 - a. [Government Code Section 54956.9(d)(4)]
Name of matter: Protest of Member Agency re: Payment of Assessment for Certain Fisheries Related Activities
17. **RECONVENE INTO OPEN SESSION**
[Government Code Section 54957.7]
Disclosure of actions taken in closed session, as applicable
[Government Code Section 54957.1]
 - a. Protest of Member Agency re: Payment of Assessment for Certain Fisheries Related Activities
18. **MEETING SCHEDULE**
 - **July 25, 2016 at 2:00 P.M., COMB Office**
 - **Board Packages Available on COMB Website**
www.cachuma-board.org
19. **COMB ADJOURNMENT**

NOTICE TO PUBLIC

Posting of Agenda: This agenda was posted at COMB's offices, located at 3301 Laurel Canyon Road, Santa Barbara, California, 93105 and on COMB's website, in accordance with Government Code Section 54954.2. The agenda contains a brief general description of each item to be considered by the Governing Board. The Board reserves the right to modify the order in which agenda items are heard. Copies of staff reports or other written documents relating to each item of business are on file at the COMB offices and are available for public inspection during normal business hours. A person with a question concerning any of the agenda items may call COMB's General Manager at (805) 687-4011.

Written materials: In accordance with Government Code Section 54957.5, written materials relating to an item on this agenda which are distributed to the Governing Board less than 72 hours (for a regular meeting) or 24 hours (for a special meeting) will be made available for public inspection at the COMB offices during normal business hours. The written materials may also be posted on COMB's website subject to staff's ability to post the documents before the scheduled meeting.

Public Comment: Any member of the public may address the Board on any subject within the jurisdiction of the Board that is not scheduled for as an agenda item before the Board. The total time for this item will be limited by the President of the Board. The Board is not responsible for the content or accuracy of statements made by members of the public. No action will be taken by the Board on any Public Comment item.

Americans with Disabilities Act: in compliance with the Americans with Disabilities Act, if you need special assistance to review agenda materials or participate in this meeting, please contact the Cachuma Operation and Maintenance Board office at (805) 687-4011 at least 48 hours prior to the meeting to enable the Board to make reasonable arrangements.

Note: If you challenge in court any of the Board's decisions related to the listed agenda items you may be limited to raising only those issues you or someone else raised at any public hearing described in this notice or in written correspondence to the Governing Board prior to the public hearing.

**MINUTES OF A REGULAR MEETING
of the
CACHUMA OPERATION & MAINTENANCE BOARD**

**held at
3301 Laurel Canyon Road, Santa Barbara, CA
Monday, May 23, 2016**

1. Call to Order, Roll Call

The meeting was called to order at 2:01 p.m. by President Doug Morgan who chaired the meeting. Those in attendance were:

Directors present:

Doug Morgan	Montecito Water District
Harwood "Bendy" White	City of Santa Barbara
Kevin Walsh	SYR Water Conservation District, ID No. 1
Polly Holcombe	Carpinteria Valley Water District
Lauren Hanson	Goleta Water District

Others present:

Janet Gingras	Amy Smith
Tim Robinson	Adelle Capponi
William Carter	Phil Walker
Tom Fayram	Kelley Dyer
Nick Turner	Chris Dahlstrom
Fray Crease	Dale Francisco

2. Public Comment

Phil Walker recounted some of the treacherous obstacles that construction crews faced during the construction of the Tecolote Tunnel in the 1950s. He also reiterated some long-standing concerns of his regarding sedimentation in the reservoir and the resulting decrease in water storage.

The Board next considered Item #15 and Item #16.

15. [Closed Session]: Conference with Legal Counsel: Existing and Potential Litigation

The Board went into closed session at 2:09 p.m.

- a. [Government Code Section 54956.9(d)(4)]
Protest of Member Agency re: Payment of Quarterly Assessments

16. Reconvene Into Open Session

[Government Code Section 54957.7]

Disclosure of actions taken in closed session, as applicable

[Government Code Section 54957.1]

The Board came out of closed session at 3:12 p.m.

- b. Protest of Member Agency re: Payment of Quarterly Assessments

There was no reportable action.

***Director White excused himself from the remainder of the Regular Board Meeting at this time.
The Board next considered Item #3.***

3. Consent Agenda

a. Minutes

April 25, 2016 Regular Board Meeting

b. Investment Funds

Financial Reports

Investment Reports

c. Review of Paid Claims

d. Review of Pending Claims for Payment

Director Hanson moved to approve the consent agenda, as modified with one revision: the striking of “fish” from the Minutes of the April 25, 2016 COMB Regular Board Meeting, Item #3a, Page 3 of the board packet. Seconded by Director Holcombe, the motion carried 5/0/2 as follows:

Ayes: Walsh, Holcombe, Hanson, Morgan

Nays: None

Absent/Abstain: White

4. Verbal Reports from Board Committees

- *Fisheries Committee Meeting – May 6, 2016:* Director Holcombe gave a brief account of the Fisheries Committee’s consideration of each item on the agenda. Notably, she reported that the final financials were compiled for the Fish Passage Improvement Project at Quiota Creek Crossing 3, and informed the Board that the recent Adaptive Management Committee (AMC) meetings had been productive.
- *Operations Committee Meeting – May 10, 2016:* Director Walsh outlined the items on the agenda, highlighting the Operations Committee’s recommendation to approve payment of the Cushman Contracting Corporation’s (CCC) requested Change Order No. 12, which shall be considered as the following item on today’s agenda.

5. Cushman Contracting Corporation (CCC) – Change Order No. 12

Director Holcombe moved to approve payment of Change Order No. 12, as recommended by the Operations Committee, and also commended staff for cooperating with CCC to

reduce the total amount of funds requested by the change order. Seconded by Director Walsh, the motion carried 5/0/2 as follows:

Ayes: Walsh, Holcombe, Hanson, Morgan

Nays: None

Absent/Abstain: White

6. General Manager Report

- *COMB Fiscal Year 2016-17 Draft Operating Budget*
- *Cachuma Member Unit Managers Meeting*
- *Operations Division Activities*
- *Fisheries Division Activities*

Ms. Janet Gingras, General Manager, highlighted topics within her report, as incorporated in the board packet, and invited any questions from the Board.

7. Operations Division Report

- *Lake Cachuma Operations*
- *Operation and Maintenance Activities*

On behalf of Operations Division Manager, Mr. Dave Stewart, Ms. Gingras summarized the report as presented in the board packet and updated the Board on several operations projects that are underway.

8. Fisheries Division Report

- *LSYR Steelhead Monitoring Elements*
- *Tributary Project Updates*
- *Surcharge Water Accounting*
- *Reporting/Outreach/Training*

Dr. Tim Robinson, Fisheries Division Manager, noted features of the report as presented in the board packet and offered to field any questions from the Board.

9. Resolution No. 612 – Approving Expenditures for the Construction of the Fish Passage Improvement at Quiota Creek Crossing Number 0a

Director Holcombe moved to adopt the resolution approving project expenditures for the referenced fish passage improvement project; she also confirmed with Dr. Robinson that the project's construction will undergo the competitive bid process. Seconded by Director Hanson, the motion carried 4/1/2 as follows:

Ayes: Holcombe, Hanson, Morgan

Nays: Walsh

Absent/Abstain: White

10. Fish Passage Improvement Project – Quiota Creek Crossing No. 8 Construction Cooperative Agreement

Director Holcombe moved to authorize the Board President to enter into the Construction Cooperative Agreement with the County of Santa Barbara for the construction of Fish Passage Improvement Project – Quiota Creek Crossing No. 8, and to authorize staff to assist the County in applying for CalTrans Bridge Replacement Federal Grant funding for the project. Seconded by Director Hanson, the motion carried 4/1/2 as follows:

Ayes: Holcombe, Hanson, Morgan

Nays: Walsh

Absent/Abstain: White

11. Progress Report on Lake Cachuma Oak Tree Program

- *Maintenance and Monitoring*

Dr. Robinson provided a concise update on the status of the project and went on to report to the Board his findings regarding the County of Santa Barbara's plan for managing the risk of invasion by the Gold-Spotted Oak Borer, an invasive species recently discovered in nearby San Diego County. Director Hanson requested that Dr. Robinson remain involved and engaged in the development of a risk management plan, possibly via the COMB Lake Cachuma Oak Tree Committee, as necessary.

12. Lake Cachuma Oak Tree Restoration Program – Water Truck Purchase

Director Holcombe moved to authorize that the General Manager execute a purchase order in an amount not-to-exceed \$50,000 for the procurement of a 2,000 – 2,500 gallon water truck, to be utilized primarily for the Lake Cachuma Oak Tree Restoration Program. Seconded by Director Walsh, the motion carried 5/0/2 as follows:

Ayes: Walsh, Holcombe, Hanson, Morgan

Nays: None

Absent/Abstain: White

13. Monthly Cachuma Project Reports

The reports were included in the board packet for information. Ms. Gingras reminded the Board that once a methodology for allocating unaccounted-for water is adopted, the monthly reports will be revised accordingly, beginning retroactively with the March 2016 reports.

14. Directors' Requests for Agenda Items for Future Meeting

There were no requests for agenda items for a future meeting.

17. Meeting Schedule

- The next Regular Board meeting will be held June 27, 2016 at 2:00 p.m.
- The Agendas and Board Packets are available on the COMB website at www.cachuma-board.org

18. COMB Adjournment

There being no further business, the meeting was adjourned at 4:26 p.m.

Respectfully submitted,

Janet Gingras, Secretary of the Board

APPROVED:

Doug Morgan, President of the Board

	<i>Approved</i>
√	<i>Unapproved</i>

COMB
Statement of Net Assets
As of May 31, 2016

ASSETS**Current Assets****Checking/Savings****TRUST FUNDS**

1210 · WARREN ACT TRUST FUND

529,419.22

1220 · RENEWAL FUND

10,215.61

Total TRUST FUNDS

539,634.83

1050 · GENERAL FUND

3,401,003.11

1100 · REVOLVING FUND

64,798.58

Total Checking/Savings

4,005,436.52

Other Current Assets

1010 · PETTY CASH

500.00

1200 · LAIF

9,996.89

1303 · Bradbury SOD Act Assmnts Rec

83,283.00

1304 · Lauro Dam SOD Assesmnt Rec

14,447.00

1315 · Assessments Rec

0.00

1400 · PREPAID INSURANCE

24,900.72

Total Other Current Assets

133,127.61

Total Current Assets

4,138,564.13

Fixed Assets

1500 · VEHICLES

409,581.12

1505 · OFFICE FURN & EQUIPMENT

432,634.46

1510 · MOBILE OFFICES

97,803.34

1515 · FIELD EQUIPMENT

542,025.24

1525 · PAVING

38,351.00

1550 · ACCUMULATED DEPRECIATION

-1,320,829.64

Total Fixed Assets

199,565.52

Other Assets

1910 · LT Bradbury SOD Act Assess Rec

5,250,759.07

1920 · LT Lauro SOD Act Assess Rec

940,342.00

1922 · Deferred Outflows of Resources (GASB 68)

136,562.00

Total Other Assets

6,327,663.07

TOTAL ASSETS**10,665,792.72**

COMB
Statement of Net Assets
As of May 31, 2016

LIABILITIES & NET ASSETS**Liabilities****Current Liabilities****Accounts Payable**

2200 · ACCOUNTS PAYABLE

274,672.36

Total Accounts Payable274,672.36**Other Current Liabilities**

Payroll-Taxes

914.64

Payroll-DepPrm Admin

17.75

Payroll-DepPrm FD

10.62

Payroll-DepPrm Ops

228.13

2505 · ACCRUED WAGES

31,189.78

2550 · VACATION/SICK

142,912.32

2561 · BRADBURY DAM SOD ACT

83,283.66

2563 · LAURO DAM SOD ACT

14,447.00

2565 · ACCRUED INTEREST SOD ACT

87,008.00

2590 · DEFERRED REVENUE

539,709.28

Total Other Current Liabilities899,721.18**Total Current Liabilities**

1,174,393.54

Long Term Liabilities

2602 · LT SOD Act Liability-Bradbury

5,250,759.07

2603 · LT SOD Act Liability - Lauro

940,342.00

2604 · OPEB LT Liability

746,491.00

2605 · Loan Payable - EPFP

2,601,317.00

2610 · Net Pension Liability (GASB 68)

1,120,314.00

2611 · Deferred Inflows of Resources (GASB 68)

348,168.00

Total Long Term Liabilities11,007,391.07**Total Liabilities**

12,181,784.61

NET POSITION

3000 · Opening Bal Equity

-1,357,356.05

3901 · Retained Net Assets

-1,591,460.37

Net Income

1,432,824.53

Total Net Assets-1,515,991.89**TOTAL LIABILITIES & NET POSITION**10,665,792.72

comb2
Statement of Revenues and Expenditures
Budget vs. Actuals July 2015 - Jun 2016

	Fisheries				Operations				TOTAL			
	Jul '15 - May 16	Budget	\$ Over Budget	% of Budget	Jul '15 - May 16	Budget	\$ Over Budget	% of Budget	Jul '15 - May 16	Budget	\$ Over Budget	% of Budget
Income												
3000 REVENUE												
3001 - O&M Budget (Qtrly Assessments)	808,653.00	1,099,077.00	-290,424.00	73.58%	4,748,019.74	5,651,050.00	-903,030.26	84.02%	5,556,672.74	6,750,127.00	-1,193,454.26	82.32%
3006 - Warren Act	417,115.85	571,728.00	-154,612.15	72.96%	0.00	0.00	0.00	0.00%	417,115.85	571,728.00	-154,612.15	72.96%
3007 - Renewal Fund	0.00	0.00	0.00	0.00%	0.00	0.00	0.00	0.00%	0.00	0.00	0.00	0.00%
3010 - Interest Income	0.00	0.00	0.00	0.00%	2,192.52	2,192.52	0.00	100.00%	2,192.52	2,192.52	0.00	100.00%
3020 - Misc Income	26.25	1,956.03	-1,929.78	1.34%	1,956.03	1,982.28	-26.25	97.18%	1,982.28	1,982.28	0.00	100.00%
3032 - Grant-QC Crossing #3	705,205.00	705,205.00	0.00	100.00%	0.00	0.00	0.00	0.00%	705,205.00	705,205.00	0.00	100.00%
3033 - Grant-QC Crossing # 0 (a&b)	0.00	0.00	0.00	0.00%	0.00	0.00	0.00	0.00%	0.00	0.00	0.00	0.00%
3035 - Cachuma Project Betterment Fund	81,307.74	90,000.00	-8,692.26	90.34%	0.00	0.00	0.00	0.00%	81,307.74	90,000.00	-8,692.26	90.34%
Total 3000 REVENUE	2,012,307.84	2,466,010.00	-453,702.16	81.6%	4,752,168.29	5,651,050.00	-898,881.71	84.09%	6,764,476.13	8,117,060.00	-1,352,583.87	83.34%
Total Income	2,012,307.84	2,466,010.00	-453,702.16	81.6%	4,752,168.29	5,651,050.00	-898,881.71	84.09%	6,764,476.13	8,117,060.00	-1,352,583.87	83.34%
Gross Profit	2,012,307.84	2,466,010.00	-453,702.16	81.6%	4,752,168.29	5,651,050.00	-898,881.71	84.09%	6,764,476.13	8,117,060.00	-1,352,583.87	83.34%
Expense												
PAYROLL	0.00	0.00	0.00	0.00%	0.00	0.00	0.00	0.00%	0.00	0.00	0.00	0.00%
Gross	0.00	0.00	0.00	0.00%	0.00	0.00	0.00	0.00%	0.00	0.00	0.00	0.00%
Gross-FD	0.00	0.00	0.00	0.00%	0.00	0.00	0.00	0.00%	0.00	0.00	0.00	0.00%
Total PAYROLL	0.00	0.00	0.00	0.00%	0.00	0.00	0.00	0.00%	0.00	0.00	0.00	0.00%
3100 - LABOR - OPERATIONS	0.00	0.00	0.00	0.00%	567,498.05	815,197.00	-247,698.95	69.62%	567,498.05	815,197.00	-247,698.95	69.62%
3200 VEH & EQUIPMENT	0.00	0.00	0.00	0.00%	21,630.31	30,000.00	-8,369.69	72.1%	21,630.31	30,000.00	-8,369.69	72.1%
3201 - Vehicle/Equip Mtrce	0.00	0.00	0.00	0.00%	7,906.71	15,000.00	-7,093.29	52.71%	7,906.71	15,000.00	-7,093.29	52.71%
3202 - Fixed Capital	0.00	0.00	0.00	0.00%	1,487.77	5,000.00	-3,512.23	29.76%	1,487.77	5,000.00	-3,512.23	29.76%
3203 - Equipment Rental	0.00	0.00	0.00	0.00%	5,234.39	5,000.00	234.39	104.69%	5,234.39	5,000.00	234.39	104.69%
3204 - Miscellaneous	0.00	0.00	0.00	0.00%	36,259.18	55,000.00	-18,740.82	65.93%	36,259.18	55,000.00	-18,740.82	65.93%
Total 3200 VEH & EQUIPMENT	0.00	0.00	0.00	0.00%	567,498.05	815,197.00	-247,698.95	69.62%	567,498.05	815,197.00	-247,698.95	69.62%
3300 - CONTRACT LABOR	0.00	0.00	0.00	0.00%	5,206.50	20,000.00	-14,793.50	26.03%	5,206.50	20,000.00	-14,793.50	26.03%
3301 - Conduit, Meter, Valve & Misc	0.00	0.00	0.00	0.00%	1,450.00	20,000.00	-18,550.00	7.25%	1,450.00	20,000.00	-18,550.00	7.25%
3302 - Buildings & Roads	0.00	0.00	0.00	0.00%	1,800.00	30,000.00	-28,200.00	6.0%	1,800.00	30,000.00	-28,200.00	6.0%
3303 - Reservoirs	0.00	0.00	0.00	0.00%	981.00	25,000.00	-24,019.00	3.92%	981.00	25,000.00	-24,019.00	3.92%
3304 - Engineering, Misc Services	0.00	0.00	0.00	0.00%	9,437.50	95,000.00	-85,562.50	9.93%	9,437.50	95,000.00	-85,562.50	9.93%
Total 3300 - CONTRACT LABOR	0.00	0.00	0.00	0.00%	5,206.50	20,000.00	-14,793.50	26.03%	5,206.50	20,000.00	-14,793.50	26.03%
3400 - MATERIALS & SUPPLIES	0.00	0.00	0.00	0.00%	16,170.90	65,000.00	-48,829.10	24.88%	16,170.90	65,000.00	-48,829.10	24.88%
3401 - Conduit, Meter, Valve & Misc	0.00	0.00	0.00	0.00%	6,017.75	15,000.00	-8,982.25	40.12%	6,017.75	15,000.00	-8,982.25	40.12%
3402 - Buildings & Roads	0.00	0.00	0.00	0.00%	3,444.29	10,000.00	-6,555.71	34.44%	3,444.29	10,000.00	-6,555.71	34.44%
3403 - Reservoirs	0.00	0.00	0.00	0.00%	25,632.94	90,000.00	-64,367.06	28.48%	25,632.94	90,000.00	-64,367.06	28.48%
Total 3400 - MATERIALS & SUPPLIES	0.00	0.00	0.00	0.00%	16,170.90	65,000.00	-48,829.10	24.88%	16,170.90	65,000.00	-48,829.10	24.88%
3500 - OTHER EXPENSES	0.00	0.00	0.00	0.00%	6,265.25	7,000.00	-734.75	89.5%	6,265.25	7,000.00	-734.75	89.5%
3501 - Utilities	0.00	0.00	0.00	0.00%	1,672.63	5,000.00	-3,327.37	33.45%	1,672.63	5,000.00	-3,327.37	33.45%
3502 - Uniforms	0.00	0.00	0.00	0.00%	16,670.31	18,000.00	-1,329.69	92.61%	16,670.31	18,000.00	-1,329.69	92.61%
3503 - Communications	0.00	0.00	0.00	0.00%	1,414.50	4,000.00	-2,585.50	35.36%	1,414.50	4,000.00	-2,585.50	35.36%
3504 - USA & Other Services	0.00	0.00	0.00	0.00%	0.00	0.00	0.00	0.00%	0.00	0.00	0.00	0.00%

Statement of Revenues and Expenditures
Budget vs. Actuals July 2015 - Jun 2016

	Fisheries				Operations				TOTAL			
	Jul '15 - May 16	Budget	\$ Over Budget	% of Budget	Jul '15 - May 16	Budget	\$ Over Budget	% of Budget	Jul '15 - May 16	Budget	\$ Over Budget	% of Budget
3505 - Miscellaneous	0.00				8,321.43	8,000.00	321.43	104.02%	8,321.43	8,000.00	321.43	104.02%
3506 - Training	0.00				300.00	3,000.00	-2,700.00	10.0%	300.00	3,000.00	-2,700.00	10.0%
Total 3500 - OTHER EXPENSES	0.00	0.00	0.00	0.00	34,644.12	45,000.00	-10,355.88	76.99%	34,644.12	45,000.00	-10,355.88	76.99%
4000 - Reconciliation Discrepancies	0.00				0.23	0.00	0.23	0.00	0.23	0.00	0.23	100.0%
4100 - LABOR - FISHERIES	514,549.89	549,994.00	-35,444.11	93.56%	0.00				514,549.89	549,994.00	-35,444.11	93.56%
4200 - VEHICLES & EQUIP - FISHERIES												
4270 - Vehicle/Equip Mtce	14,212.23	13,000.00	1,212.23	109.33%	0.00				14,212.23	13,000.00	1,212.23	109.33%
4280 - Fixed Capital	2,320.99	15,000.00	-12,679.01	15.47%	0.00				2,320.99	15,000.00	-12,679.01	15.47%
4290 - Miscellaneous	1,188.70	2,500.00	-1,311.30	47.55%	0.00				1,188.70	2,500.00	-1,311.30	47.55%
Total 4200 - VEHICLES & EQUIP - FISHERIES	17,721.92	30,500.00	-12,778.08	58.11%	0.00	0.00	0.00	0.00	17,721.92	30,500.00	-12,778.08	58.11%
4220 - CONTRACT LABOR - FISHERIES												
4221 - Meters & Valves	0.00	3,000.00	-3,000.00	0.0%	0.00				0.00	3,000.00	-3,000.00	0.0%
4222 - Fish Projects Maintenance	12,907.27	40,000.00	-27,092.73	32.27%	0.00				12,907.27	40,000.00	-27,092.73	32.27%
Total 4220 - CONTRACT LABOR - FISHERIES	12,907.27	43,000.00	-30,092.73	30.02%	0.00	0.00	0.00	0.00	12,907.27	43,000.00	-30,092.73	30.02%
4300 - MATERIALS/SUPPLIES - FISHERIES												
4390 - Miscellaneous	2,388.58	7,000.00	-4,611.42	34.12%	0.00				2,388.58	7,000.00	-4,611.42	34.12%
Total 4300 - MATERIALS/SUPPLIES - FISHERIES	2,388.58	7,000.00	-4,611.42	34.12%	0.00	0.00	0.00	0.00	2,388.58	7,000.00	-4,611.42	34.12%
4500 - OTHER EXPENSES - FISHERIES												
4502 - Uniforms	968.14	2,500.00	-1,531.86	38.73%	0.00				968.14	2,500.00	-1,531.86	38.73%
Total 4500 - OTHER EXPENSES - FISHERIES	968.14	2,500.00	-1,531.86	38.73%	0.00	0.00	0.00	0.00	968.14	2,500.00	-1,531.86	38.73%
4999 - GENERAL & ADMINISTRATIVE												
5000 - Director Fees												
5001 - Director Mileage	0.00				1,088.54	2,000.00	-911.46	54.43%	1,088.54	2,000.00	-911.46	54.43%
5000 - Director Fees - Other	0.00				10,566.40	11,000.00	-433.60	96.06%	10,566.40	11,000.00	-433.60	96.06%
Total 5000 - Director Fees	0.00	0.00	0.00	0.00	11,654.94	13,000.00	-1,345.06	89.65%	11,654.94	13,000.00	-1,345.06	89.65%
5100 - Legal	0.00				25,767.80	100,000.00	-74,232.20	25.77%	25,767.80	100,000.00	-74,232.20	25.77%
5101-1 - Audit	0.00				15,784.05	20,000.00	-4,215.95	78.92%	15,784.05	20,000.00	-4,215.95	78.92%
5150 - Unemployment Tax	0.00				287.83	5,000.00	-4,712.17	5.76%	287.83	5,000.00	-4,712.17	5.76%
5200 - Liability Insurance	0.00				43,641.65	42,705.00	936.65	102.19%	43,641.65	42,705.00	936.65	102.19%
5201 - Health & Workers Comp	0.00				142,976.39	180,093.00	-37,116.61	79.39%	142,976.39	180,093.00	-37,116.61	79.39%
5250 - PERS	0.00				36,045.48	58,420.00	-22,374.52	61.7%	36,045.48	58,420.00	-22,374.52	61.7%
5260 - Company FICA Admin	0.00				11,591.02	20,754.00	-9,162.98	55.85%	11,591.02	20,754.00	-9,162.98	55.85%
5265 - Company MCARE Admin	0.00				3,123.04	4,854.00	-1,730.96	64.34%	3,123.04	4,854.00	-1,730.96	64.34%
5300 - LABOR ADMINISTRATIVE	0.00				197,820.57	276,250.00	-78,429.43	71.61%	197,820.57	276,250.00	-78,429.43	71.61%
5310 - Postage/Office Exp	0.00				5,274.90	8,000.00	-2,725.10	65.94%	5,274.90	8,000.00	-2,725.10	65.94%
5311 - Office Equip/Leases	0.00				7,277.35	8,000.00	-722.65	90.97%	7,277.35	8,000.00	-722.65	90.97%
5312 - Misc Admin Expenses	0.00				10,090.53	10,790.00	-699.47	93.52%	10,090.53	10,790.00	-699.47	93.52%
5313 - Communications	0.00				6,637.95	8,500.00	-1,862.05	78.09%	6,637.95	8,500.00	-1,862.05	78.09%
5314 - Utilities	0.00				8,517.33	9,737.00	-1,219.67	87.47%	8,517.33	9,737.00	-1,219.67	87.47%
5315 - Membership Dues	0.00				7,908.00	8,000.00	-92.00	98.85%	7,908.00	8,000.00	-92.00	98.85%
5316 - Admin Fixed Assets	0.00				0.00	4,000.00	-4,000.00	0.0%	0.00	4,000.00	-4,000.00	0.0%
5317 - Computer Consultant	0.00				12,693.34	15,000.00	-2,306.66	84.62%	12,693.34	15,000.00	-2,306.66	84.62%

comb2
Statement of Revenues and Expenditures
Budget vs. Actuals July 2015 - Jun 2016

	Fisheries				Operations				TOTAL			
	Jul '15 - May 16	Budget	\$ Over Budget	% of Budget	Jul '15 - May 16	Budget	\$ Over Budget	% of Budget	Jul '15 - May 16	Budget	\$ Over Budget	% of Budget
5321 - Administrative Consultant	0.00				16,228.56	16,250.00	-21.44	99.87%	16,228.56	16,250.00	-21.44	99.87%
5325 - Emp Training/Subscriptions	0.00				83.67	2,000.00	-1,916.33	4.18%	83.67	2,000.00	-1,916.33	4.18%
5330 - Admin Travel/Conferences	0.00				241.64	2,000.00	-1,758.36	12.08%	241.64	2,000.00	-1,758.36	12.08%
5331 - Public Information	0.00				331.67	1,000.00	-668.33	33.17%	331.67	1,000.00	-668.33	33.17%
5352 - Program Analyst	0.00				0.00	42,250.00	-42,250.00	0.0%	0.00	42,250.00	-42,250.00	0.0%
Total 4999 - GENERAL & ADMINISTRATIVE	0.00				563,977.71	856,603.00	-292,625.29	65.84%	563,977.71	856,603.00	-292,625.29	65.84%
5400 - GENERAL & ADMIN - FISHERIES												
5401 - Health & Workers Comp.	22,967.40	44,184.00	-21,216.60	51.98%	0.00				22,967.40	44,184.00	-21,216.60	51.98%
5402 - CalPERS	19,409.20	31,457.00	-12,047.80	61.7%	0.00				19,409.20	31,457.00	-12,047.80	61.7%
5403 - Company Fica	5,700.45	11,175.00	-5,474.55	51.01%	0.00				5,700.45	11,175.00	-5,474.55	51.01%
5406 - Company M/Care	1,555.03	2,614.00	-1,058.97	59.49%	0.00				1,555.03	2,614.00	-1,058.97	59.49%
5407 - Legal - FD	49,944.20	25,000.00	24,944.20	199.78%	0.00				49,944.20	25,000.00	24,944.20	199.78%
5408 - LABOR ADMINISTRATIVE	106,518.83	148,750.00	-42,231.17	71.61%	0.00				106,518.83	148,750.00	-42,231.17	71.61%
5410 - Postage / Office Supplies	2,626.44	3,000.00	-373.56	87.55%	0.00				2,626.44	3,000.00	-373.56	87.55%
5411 - Office Equipment / Leases	3,918.44	5,218.00	-1,299.56	75.1%	0.00				3,918.44	5,218.00	-1,299.56	75.1%
5412 - Misc. Admin Expense	4,668.21	5,810.00	-1,141.79	80.35%	0.00				4,668.21	5,810.00	-1,141.79	80.35%
5413 - Communications	4,126.24	4,305.00	-178.76	95.85%	0.00				4,126.24	4,305.00	-178.76	95.85%
5414 - Utilities	4,586.05	5,243.00	-656.95	87.47%	0.00				4,586.05	5,243.00	-656.95	87.47%
5415 - Membership Dues	4,122.00	4,000.00	122.00	103.05%	0.00				4,122.00	4,000.00	122.00	103.05%
5416 - Admin Fixed Assets	0.00	4,000.00	-4,000.00	0.0%	0.00				0.00	4,000.00	-4,000.00	0.0%
5418 - Computer Consultant	6,898.50	5,000.00	1,898.50	137.97%	0.00				6,898.50	5,000.00	1,898.50	137.97%
5421 - Administrative Consultant	8,738.46	8,750.00	-11.54	99.87%	0.00				8,738.46	8,750.00	-11.54	99.87%
5425 - Employee Education/Subscription	45.06	2,500.00	-2,454.94	1.8%	0.00				45.06	2,500.00	-2,454.94	1.8%
5426 - Director Fees	5,689.60	6,000.00	-310.40	94.83%	0.00				5,689.60	6,000.00	-310.40	94.83%
5427 - Director Mileage	586.17	1,000.00	-413.83	58.62%	0.00				586.17	1,000.00	-413.83	58.62%
5430 - Travel	1,900.83	2,500.00	-599.17	76.03%	0.00				1,900.83	2,500.00	-599.17	76.03%
5431 - Public Information	1,178.60	1,500.00	-321.40	78.57%	0.00				1,178.60	1,500.00	-321.40	78.57%
5441 - Audit	8,460.95	6,300.00	2,160.95	134.3%	0.00				8,460.95	6,300.00	2,160.95	134.3%
5443 - Liab & Property Ins	23,499.35	21,595.00	1,904.35	108.82%	0.00				23,499.35	21,595.00	1,904.35	108.82%
5452 - Program Analyst	0.00	22,750.00	-22,750.00	0.0%	0.00				0.00	22,750.00	-22,750.00	0.0%
Total 5400 - GENERAL & ADMIN - FISHERIES	287,140.01	372,651.00	-85,510.99	77.05%	0.00				287,140.01	372,651.00	-85,510.99	77.05%
5510 - Integrated Reg. Water Mgt Plan	0.00				4,006.00	5,000.00	-994.00	80.12%	4,006.00	5,000.00	-994.00	80.12%
6000 - SPECIAL PROJECTS												
6062 - SCADA	0.00				5,811.13	25,000.00	-19,188.87	23.25%	5,811.13	25,000.00	-19,188.87	23.25%
6090 - COMB Office Building	0.00				7,622.99	290,000.00	-282,377.01	2.63%	7,622.99	290,000.00	-282,377.01	2.63%
6096 - SCC Structure Rehabilitation	0.00				386.99	240,000.00	-239,613.01	0.16%	386.99	240,000.00	-239,613.01	0.16%
6097 - GIS and Mapping	0.00				7,057.00	10,000.00	-2,943.00	70.57%	7,057.00	10,000.00	-2,943.00	70.57%
6100 - Watershed Sanitary Survey	0.00				20,780.00	54,000.00	-33,220.00	38.48%	20,780.00	54,000.00	-33,220.00	38.48%
6105 - ROW Management Program	0.00				18,412.25	20,000.00	-1,587.75	92.06%	18,412.25	20,000.00	-1,587.75	92.06%
6109 - NP Jet Flow Control Valve	0.00				874.80	0.00			874.80	0.00		100.0%
6111 - Mission Crk Pipe Temp Repair	0.00				55,485.41	60,000.00	-4,514.59	92.48%	55,485.41	60,000.00	-4,514.59	92.48%
6118 - Repair Lateral 3 Structure	0.00				0.00	20,000.00	-20,000.00	0.0%	0.00	20,000.00	-20,000.00	0.0%
6120 - Emergency Pumping Fac Project	0.00				2,033,856.95	2,709,250.00	-675,393.05	75.07%	2,033,856.95	2,709,250.00	-675,393.05	75.07%
6121 - Rehab San Antonio Crk Blow-off	0.00				0.00	10,000.00	-10,000.00	0.0%	0.00	10,000.00	-10,000.00	0.0%
6122 - Sheffield Tunnel Insp/Eval SCC	0.00				0.00	46,000.00	-46,000.00	0.0%	0.00	46,000.00	-46,000.00	0.0%
6123 - SP Slope Stabilization	0.00				8,941.00	10,000.00	-1,059.00	89.41%	8,941.00	10,000.00	-1,059.00	89.41%

comb2
Statement of Revenues and Expenditures
Budget vs. Actuals July 2015 - Jun 2016

	Fisheries				Operations				TOTAL			
	Jul '15 - May 16	Budget	\$ Over Budget	% of Budget	Jul '15 - May 16	Budget	\$ Over Budget	% of Budget	Jul '15 - May 16	Budget	\$ Over Budget	% of Budget
6127 - Encroachment-Tree/Veg Overgrow	0.00				0.00	25,000.00	-25,000.00	0.0%	0.00	25,000.00	-25,000.00	0.0%
6128 - Lauro Tunnel Pipe Support Eval	0.00				0.00	30,000.00	-30,000.00	0.0%	0.00	30,000.00	-30,000.00	0.0%
6129 - Rehab SCC LR Lateral Structures	0.00				0.00	50,000.00	-50,000.00	0.0%	0.00	50,000.00	-50,000.00	0.0%
6130 - NP Slope Stabilization	0.00				0.00	90,000.00	-90,000.00	0.0%	0.00	90,000.00	-90,000.00	0.0%
Total 6000 - SPECIAL PROJECTS	0.00				2,159,228.52	3,689,250.00	-1,530,021.48	58.53%	2,159,228.52	3,689,250.00	-1,530,021.48	58.53%
6200 - FISHERIES ACTIVITIES												
6201 - FMP Implementation	13,631.94	100,000.00	-86,368.06	13.63%	0.00				13,631.94	100,000.00	-86,368.06	13.63%
6202 - GIS and Mapping	4,862.40	10,000.00	-5,137.60	48.62%	0.00				4,862.40	10,000.00	-5,137.60	48.62%
6203 - Grants Technical Support	7,990.00	10,000.00	-2,010.00	79.9%	0.00				7,990.00	10,000.00	-2,010.00	79.9%
6204 - SYR Hydrology Technical Support	1,582.57	10,000.00	-8,417.43	15.83%	0.00				1,582.57	10,000.00	-8,417.43	15.83%
6205 - USGS Stream Gauge Program	76,550.00	77,000.00	-450.00	99.42%	0.00				76,550.00	77,000.00	-450.00	99.42%
6206 - Tri County Fish Team Funding	0.00	5,000.00	-5,000.00	0.0%	0.00				0.00	5,000.00	-5,000.00	0.0%
6207 - Oak Tree Restoration Program	53,764.35	100,000.00	-46,235.65	53.76%	0.00				53,764.35	100,000.00	-46,235.65	53.76%
6209 - SYR Riverware Model Peer Review	0.00	0.00	0.00	0.0%	0.00				0.00	0.00	0.00	0.0%
6211 - SYR RiverWare Model Use	0.00	0.00	0.00	0.0%	0.00				0.00	0.00	0.00	0.0%
Total 6200 - FISHERIES ACTIVITIES	158,381.26	312,000.00	-153,618.74	50.76%	0.00				158,381.26	312,000.00	-153,618.74	50.76%
6300 - HABITAT ENHANCEMENT												
6303 - Tributary Projects Support	4,998.03	20,000.00	-15,001.97	24.99%	0.00				4,998.03	20,000.00	-15,001.97	24.99%
6312 - Quiota Creek Crossing 0 (a&b)	35,508.70	138,365.00	-102,856.30	25.66%	0.00				35,508.70	138,365.00	-102,856.30	25.66%
6313 - Quiota Creek Crossing 3	833,022.60	930,000.00	-96,977.40	89.57%	0.00				833,022.60	930,000.00	-96,977.40	89.57%
6314 - Quiota Creek Crossing 4	40,406.90	30,000.00	10,406.90	134.69%	0.00				40,406.90	30,000.00	10,406.90	134.69%
6315 - Quiota Creek Crossing 8	12,975.58	20,000.00	-7,024.42	64.88%	0.00				12,975.58	20,000.00	-7,024.42	64.88%
6316 - Quiota Creek Crossing 5	9,998.47	10,000.00	-1.53	99.99%	0.00				9,998.47	10,000.00	-1.53	99.99%
Total 6300 - HABITAT ENHANCEMENT	936,910.28	1,148,365.00	-211,454.72	81.59%	0.00				936,910.28	1,148,365.00	-211,454.72	81.59%
Total Expense	1,930,967.35	2,466,010.00	-535,042.65	78.3%	3,400,684.25	5,651,050.00	-2,250,365.75	60.18%	5,331,651.60	8,117,060.00	-2,785,408.40	65.69%
Net Income	81,340.49	0.00	81,340.49	100.0%	1,351,484.04	0.00	1,351,484.04	100.0%	1,432,824.53	0.00	1,432,824.53	100.0%

Local Agency Investment Fund
 P.O. Box 942809
 Sacramento, CA 94209-0001
 (916) 653-3001

www.treasurer.ca.gov/pmia-laif/laif.asp
 June 01, 2016

CACHUMA OPERATION AND MAINTENANCE BOARD

GENERAL MANAGER
 3301 LAUREL CANYON ROAD
 SANTA BARBARA, CA 93105-2017

PMIA Average Monthly Yields

Tran Type Definitions

May 2016 Statement

Account Summary


Total Deposit:	0.00	Beginning Balance:	9,996.89
Total Withdrawal:	0.00	Ending Balance:	9,996.89

MEMO TO: Board of Directors
 Cachuma Operation & Maintenance Board

FROM: Janet Gingras, Secretary

SUBJECT: COMB INVESTMENT POLICY

The above statement of investment activity for the month of May, 2016, complies with legal requirements for investment policy of government agencies, AB 1073. I hereby certify that it constitutes a complete and accurate summary of all LAIF investments of this agency for the period indicated.



 Secretary

AMERICAN RIVIERA BANK

P.O. Box 329, Santa Barbara, California 93102
805-965-5942 www.americanrivierabank.com

PAGE 1

CACHUMA OPERATION AND MAINTENANCE BOARD
RENEWAL ACCOUNT
3301 LAUREL CANYON RD
SANTA BARBARA CA 93105-2017

RECEIVED

JUN 06 2016

CACHUMA O & M BOARD

ACCOUNT ANALYSIS CHECKING

ACCOUNT NO
STATEMENT DATE 05/31/2016
LAST STATEMENT DATE 04/29/2016

0	STATEMENT PERIOD		
PREVIOUS BALANCE	10,215.61	# OF DAYS-STMT PERIOD	32
0 DEPOSITS/CREDITS	0.00		
0 CHECKS/WITHDRAWALS	0.00	AVERAGE BALANCE	10,215.61
ENDING BALANCE	10,215.61		
TOTAL SRV CHG TODAY	0.00	YTD INTEREST	0.00

MEMO TO: Board of Directors
Cachuma Operation & Maintenance Board

FROM: Janet Gingras, Secretary

SUBJECT: COMB INVESTMENT POLICY

The above statement of investment activity for the month of May, 2016, complies with legal requirements for investment policy of government agencies, AB 1073. I hereby certify that it constitutes a complete and accurate summary of all American Riviera Bank investments of this agency for the period indicated.


Secretary

AMERICAN RIVIERA BANK

P.O. Box 329, Santa Barbara, California 93102
805-965-5942 www.americanrivierabank.com

RECEIVED

PAGE 1

CACHUMA OPERATION AND MAINTENANCE BOARD
WARREN ACCT TRUST FUND
3301 LAUREL CANYON RD
SANTA BARBARA CA 93105-2017

JUN 06 2016

CACHUMA O & M BOARD

ACCOUNT ANALYSIS CHECKING

ACCOUNT NO
STATEMENT DATE 05/31/2016
LAST STATEMENT DATE 04/29/2016

0	STATEMENT PERIOD		
PREVIOUS BALANCE	587,106.64	# OF DAYS-STMT PERIOD	32
0 DEPOSITS/CREDITS	0.00		
1 CHECKS/WITHDRAWALS	57,687.42	AVERAGE BALANCE	585,303.91
ENDING BALANCE	529,419.22		
TOTAL SRV CHG TODAY	0.00	YTD INTEREST	0.00

MEMO TO: Board of Directors
Cachuma Operation & Maintenance Board

FROM: Janet Gingras, Secretary

SUBJECT: COMB INVESTMENT POLICY

The above statement of investment activity for the month of May, 2016, complies with legal requirements for investment policy of government agencies, AB 1073. I hereby certify that it constitutes a complete and accurate summary of all American Riviera Bank investments of this agency for the period indicated.


Secretary

comb2
Paid Claims
As of May 31, 2016

Date	Num	Name	Memo	Amount
1050 - GENERAL FUND				
05/02/2016	24492	PG&E CFM/PPC Department	Agreement-2225 Highway 154-TEMP 2	-105,380.35
05/10/2016	24493	County of SB-North County Office	Land Use Permit-Xng 0 (Fish Div)	-1,570.00
05/12/2016	24494	All-Cal Equipment Service, Inc.	Crane inspection-NP-Annual Certification (Ops Div)	-275.00
05/12/2016	24495	American Riviera Bank (ARB)	Loan interest payment #22-May	-7,045.23
05/12/2016	24496	Applied EarthWorks, Inc.	Cultural Resources Survey QC Xng 0a & b-Apr	-2,368.83
05/12/2016	24497	Association of Ca Water Agencies/JPIA	Jun Health Benefits coverage	-24,737.39
05/12/2016	24498	AT&T	Apr charges	-391.87
05/12/2016	24499	Big Brand Tire Company	Tires/oil change-service/crank case/sensor-Colorado (Fish Div)	-861.13
05/12/2016	24500	Cabela's Inc.	Waders/wading boots (Fish Div)	-387.86
05/12/2016	24501	California Conservation Corps	Oak tree program work (2/8-12/16) (Fish Div)	-7,658.16
05/12/2016	24502	Cardno, Inc.	BO Compliance /AMC/Monitoring- Apr (Fish Div)	-4,016.49
05/12/2016	24503	City of Santa-Barbara	Trash/Recycle-Apr 2016	-217.82
05/12/2016	24504	County of Santa--Barbara	Dump runs (Ops Div)	-164.15
05/12/2016	24505	County of SB-P.W. Water Agency	Prop 84 MOU Cost share	-1,418.00
05/12/2016	24506	County Sanitation Co., Inc.	Septic tank pump	-802.00
05/12/2016	24507	Cox Communications Santa Barbara	Business internet-May	-195.00
05/12/2016	24508	Crop Production Services, Inc	Coveralls/roundup (Ops Div)	-1,688.57
05/12/2016	24509	Culligan of Sylmar	Monthly RO system-May	-25.95
05/12/2016	24510	Cushman Contracting Corp.	Emerg Pumping System: Pay Req#24-Phase II	-412,500.00
05/12/2016	24511	ECHO Communications	Monthly answering service	-63.20
05/12/2016	24512	Frontier Communications	Cellular/modem's/USB's/SCADA	-2,290.86
05/12/2016	24513	Gempler's	Replacement face shields (PPE) (Ops Div)	-196.10
05/12/2016	24514	Harrison Hardware	Hoses/shut-off valve (water truck)/splitter/couplers -Oak tree program (Fish Div)	-162.41
05/12/2016	24515	Harwood White	Apr mtg fees	-132.48
05/12/2016	24516	Hayward Santa Barbara	Joist sealing tape-drain inlet install (Ops Div)	-16.55
05/12/2016	24517	Home Depot Credit Services	Mirror-board room bathroom/weed wacker line/ temp barricade supplies/toilet repair kit (Ops Div)	-183.77
05/12/2016	24518	J&C Services	Ofc cleaning services-Apr	-600.00
05/12/2016	24519	JDL Mapping	GIS Basemap data	-2,062.50
05/12/2016	24520	Lauren W. Hanson	Apr mtg fees	-133.40
05/12/2016	24521	Musick, Peeler & Garrett LLP	General Counsel/CalTrout-Feb services	-7,300.00
05/12/2016	24522	Nestle Pure Life Direct	5 gal disp. for Ops crew (part of PPE criteria)	-94.15
05/12/2016	24523	Northern Safety Co. Inc.	First aid supplies (Ops Div)	-126.05
05/12/2016	24524	Paychex, Inc.	4/8, 4/22 payrolls/taxes/deliveries	-348.00
05/12/2016	24525	Polly Holcombe	Apr mtg fees	-143.28
05/12/2016	24526	Praxair Distribution, Inc	Cylinder rental (acetylene for welder)	-68.59
05/12/2016	24527	Prudential Overall Supply	Mats/scrapers-Apr	-100.56
05/12/2016	24528	Quinn Company	Annual generator service/load bank tests- -Lauro and North Portal generators (Ops Div)	-3,285.34
05/12/2016	24529	Red Wing Shoe Store	Steel toe safety boots (DF) (Ops Div)	-175.00
05/12/2016	24530	SB Home Improvement Center	Couplers-Oak tree program (Fish Div)	-8.62
05/12/2016	24531	Southern California Edison	Main office/outlying stations	-980.47
05/12/2016	24532	Stewart's De-Rooting & Plumbing	Sump pump repair/re-install; plumbing (Ops Div)	-742.12
05/12/2016	24534	Turenchalk Network Services, Inc.	IT services-Apr	-878.50
05/12/2016	24535	Underground Service Alert of So. Calif.	66 Ticket charges	-99.00
05/12/2016	24536	United States Geological Survey	Agmt#16WSCA44600 2nd Qtr 2/1-4/30/16	-19,525.00
05/12/2016	24537	Verizon Wireless	Modem's	-152.06
05/12/2016	24538	W. Douglas Morgan	Apr mtg fees	-138.80
05/12/2016	24539	Winema Industrial & Safety Supply	Calibration mix for equipment (mtce) (Ops Div)	-297.20
05/12/2016	24540	Wright Express Fleet Services	Fleet fuel	-2,247.43
05/12/2016	24541	Santa Ynez River Water Cons. Dist. ID#1	Stetson-BO/FMP tasks-support-Mar (Fish Div)	-217.95

comb2
Paid Claims
As of May 31, 2016

<u>Date</u>	<u>Num</u>	<u>Name</u>	<u>Memo</u>	<u>Amount</u>
05/23/2016	24542	Aqua-Flo Supply	Ball valve/adapters/bushings/couplers/hoses/tape/ fittings for portable water pump-Oak trees (Fish Div)	-612.67
05/23/2016	24543	Big Brand Tire Company	Oil change/service-Chev 2500 HD	-74.60
05/23/2016	24544	Carpinteria Valley Lumber Company	Replacement water timer	-47.29
05/23/2016	24545	Coastal Copy, LP	Mtce agmt TASKalfa 4550ci/3051ci	-204.80
05/23/2016	24546	COM3 Consulting Inc.	QC Xng 8 Project Mgmt services-Dec -Apr	-5,920.00
05/23/2016	24547	County of S.B.-P.W. Trans	Quiota Crk Xng #4 Permit #D0190069-partial pymt	-10,000.00
05/23/2016	24548	Famcon Pipe & Supply	Lateral 1 replacement 10" meter	-3,429.00
05/23/2016	24549	Federal Express	Mailings	-84.96
05/23/2016	24550	GE Capital	Copier (4550 & 3051) lease agmt ID#90136237322	-489.24
05/23/2016	24552	Levi H. Miller	Travel-SYR berm monitoring WY 2015/2016	-1,359.90
05/23/2016	24553	MarBorg Industries	Portable toilets-outlying stations	-328.37
05/23/2016	24554	PG&E	Tecolote Tunnel/North Portal electricity	-338.20
05/23/2016	24555	Purchase Power	Postage meter ink cartridges	-118.98
05/23/2016	24556	Quinn Company	Water truck rental-Oak tree program (Fish Div)	-1,716.52
05/23/2016	24557	Santa Barbara News Press	Admin Mgr ad	-522.82
05/23/2016	24558	Santa Ynez Band of Chumash Indians	EPFP-Field monitoring (Ops Div)	-465.00
05/23/2016	24559	Southern California Edison	Foothill Rd	-24.64
05/23/2016	24560	The Gas Company	Gas-main office	-1.84
05/23/2016	24561	Verizon Wireless	Cellular/Modem's/USB's	-466.84
05/23/2016	24562	HDR Engineering, Inc.	EPFP Engineering services-Apr	-7,407.55
05/23/2016	24563	HDR Engineering, Inc.	BO/FMP/EI Jaro/QC 2,7,0,4,5/Tributary tech support-Mar; BO/FMP/QC 0,4,8-Apr	-41,856.41
05/23/2016	24564	County of SB-North County Office	Grading Permit-Xng 0a (Fish Div)	-1,989.11
05/26/2016	24565	Musick, Peeler & Garrett LLP	General Counsel/CalTrout-Mar services	-9,071.00
05/26/2016	24566	Tim Robinson	Reimb-Salmonid Restoration Conf-travel/meals	-423.83
05/26/2016	24567	Business Card	Office supplies/Admin Mgr ad/Travel-CDFW	-776.00
Total 1050 · GENERAL FUND			workshop (TR) (Fish Div)	<u>-702,202.76</u>
TOTAL				<u>-702,202.76</u>

APPROVED FOR PAYMENT

_____ Director

_____ Director

_____ Director

FINANCE COMMITTEE

comb2
Pending Claims for Payment

As of May 31, 2016					
<u>Type</u>	<u>Date</u>	<u>Num</u>	<u>Memo</u>	<u>Due Date</u>	<u>Amount</u>
Musick, Peeler & Garrett LLP					
Bill	05/17/2016	295278	General Counsel-Apr	06/06/2016	2,473.97
Total Musick, Peeler & Garrett LLP					<u>2,473.97</u>

TOTAL

TOTAL CLAIMS PENDING PAYMENT MAY \$ 2,473.97

APPROVED FOR PAYMENT

_____ Director

_____ Director

_____ Director

FINANCE COMMITTEE

CACHUMA OPERATION & MAINTENANCE BOARD

Administrative Committee Meeting

3301 Laurel Canyon Road
Santa Barbara, CA 93105

Thursday, May 26, 2016
10:00 a.m.

AGENDA

1. Call to Order
2. Public Comment (Public may address the Committee on any subject matter not on the agenda and within the Committee's jurisdiction)
3. COMB Fiscal Year 2016-17 Proposed Draft Operating Budget and Associated Materials
(for information and possible recommendation)
4. Adjournment

[This Agenda was Posted at 3301 Laurel Canyon Road,
Santa Barbara, CA. and Notices and Delivered in
Accordance with Section 54954.1 and .2 of the
Government Code]

CACHUMA OPERATION & MAINTENANCE BOARD

Operations Committee Meeting

3301 Laurel Canyon Road
Santa Barbara, CA 93105

Friday, June 24, 2016
10:30 a.m.

AGENDA

1. Call to Order
2. Public Comment (Public may address the Committee on any subject matter not on the agenda and within the Committee's jurisdiction)
3. Emergency Pumping Facilities Project (EPFP) Status (*for information*)
4. Ortega Dam Underdrain Repair (*for information and possible recommendation*)
5. Lateral 3A Replacement Project (*for information and possible recommendation*)
6. North Portal Access Road Repair (*for information*)
7. Lateral 1 Replacement Project (*for information*)
8. Adjournment

[This Agenda was Posted at 3301 Laurel Canyon Road,
Santa Barbara, CA. and Notices and Delivered in
Accordance with Section 54954.1 and .2 of the
Government Code.]

CACHUMA OPERATION & MAINTENANCE BOARD

BOARD MEMORANDUM

Date:	June 27, 2016
Submitted by:	Janet Gingras

SUBJECT: CACHUMA PROJECT TRUST FUND / RENEWAL FUND AND COUNTY BETTERMENT FUND USE OF FUNDS MEETING

SUMMARY:

Cachuma Project Trust Fund / Renewal Fund Meeting

The annual meeting of the Cachuma Project Trust Fund / Renewal Fund (Funds Committee), and the County Betterment Fund was conducted on May 11, 2016. Those in attendance included Janet Gingras, COMB General Manager representing the Cachuma Member Units; Tom Fayram, representing the County Water Agency; Tim Robinson, COMB Fisheries Division Manager; and Rusty Harrington, the new engineer from Santa Ynez River Water Conservation District, ID No. 1. Mike Lebarre, Chief of Contracts Administration, Bureau of Reclamation, was unable to attend by conference call, but subsequently provided written concurrence with the actions taken.

The Funds Committee met to discuss the Annual and Long Term Plans prepared, as outlined in the Master Renewal Contract. The participating Committee members voted and agreed to apply the Warren Act Trust Fund and Renewal Fund monies for program expenditures (\$291,178) and activities related to the Fisheries Program during Fiscal Year 2016-17, as outlined in the plan. Specifically, these funds will provide revenue for two Quiota Creek Fish Passage Improvement Projects (\$150,000), genetic analyses of LSYSR *O. Mykiss* tissue samples (\$15,000), the Oak Tree Restoration Program (\$50,000) and fisheries program work in general (\$76,178).

Santa Barbara County Water Agency Cachuma Betterment Fund meeting

Article 8 (b) of the Cachuma Project Member Unit contracts with Santa Barbara County Water Agency requires the County Water Agency to provide \$100,000 annually for beneficial purposes consistent with the Water Agency Act and within the Santa Ynez River watershed or the Cachuma Project service area. All decisions relating to the expenditure of such funds must be agreed to by both the County Water Agency and COMB, acting by unanimous vote. Consistent with past years, COMB will receive \$90,000 to be used for the stream gauge program and Fish Management Plan expenditures. The funds were allocated for the following activities for Fiscal Year 2016-17:

USGS Stream Gauging (Fisheries Program)	\$ 75,000
Lower SYR Fish Management Plan	\$ 15,000
	\$ 90,000
<i>Undesignated – For use other than the SY Fisheries Program</i>	\$ 10,000
Total	\$100,000

FISCAL IMPACTS:

The COMB FY 2016-17 Adopted Final Budget reflects the Renewal Fund, Trust Fund and County Betterment Fund revenue offset for the Fisheries Division approved activities consistent with the Annual Plan. Board approval of the plan is consistent with the adopted FY 2016-17 Budget.

RECOMMENDATION:

- a. Board approve the Annual and Long Term Plan with the recommended program expenditures of Cachuma Project Trust Fund and Renewal Fund monies in the amount of \$291,178 for FY 2016-17, as approved by the Funds Committee.
- b. Board approve program expenditures of the Santa Barbara County Betterment Fund monies in the amount of \$90,000 for FY 2016-17, as agreed upon by the County and COMB representatives.

LIST OF EXHIBITS:

- 1) Cachuma Project Warren Act Trust Fund, Renewal Fund and County Betterment Fund Discussion meeting agenda
- 2) Santa Barbara County Notice of Public Workshop
- 3) 2015 Report with Annual and Long Term Plans

Meeting of the
**CACHUMA PROJECT WARREN ACT TRUST FUND AND
ADVISORY COMMITTEE**

CACHUMA PROJECT MASTER CONTRACT RENEWAL FUND DISCUSSION

To be held on
Wednesday, May 11, 2016 at 1:00 p.m.
Cachuma Operation and Maintenance Board
3301 Laurel Canyon Road
Santa Barbara, California

AGENDA

- A. Call to Order
- B. Public Comment (*See "Notice to the Public" below*)
- C. Explanation of Purpose and Procedures for Committee Activities
- D. Review of Expenditures for 2015 Annual Plan
 - 1. Amount Spent To Date
 - 2. Projected Amount of Carry Over and Accumulation of Funds
- E. Funds Available for 2016 Annual Work Plan
- F. Discussion and Working Session for Plan Development
 - 1. Draft 2016 Annual Work Plan
 - 2. Draft Updated Long Term (Five-Year) Plan
- G. Adjournment

Note: A Public Meeting for Use of the County Water Agency's \$100,000 Cachuma Betterment Fund Allocation will Immediately Follow the Trust Fund / Renewal Fund Meeting.

NOTICE TO THE PUBLIC

Public Comment: The public is welcome to attend and observe the meeting. A public comment period will be included at the meeting where any member of the public may address the Committee on any subject within the Committee's jurisdiction. The total time for this item will be limited by the Chair.

Americans with Disabilities Act: In compliance with the Americans with Disabilities Act, if you need special assistance to participate in this meeting, please contact Cachuma Operation & Maintenance Board (COMB) at 569-1391 at least 48 hours prior to the meeting to enable staff to make reasonable arrangements.

[This agenda was Posted at County of Santa Barbara offices, 123 East Anapamu Street, Santa Barbara, CA, COMB, 3301 Laurel Canyon Road, Santa Barbara, CA and Noticed and Delivered in Accordance with Section 54954.1 and .2 of the Government Code.]



Santa Barbara County Public Works Department
Flood Control  Water Agency

DATE: April 19, 2016
TO: Interested Parties
FROM: Fray A. Crease, Water Agency Manager
RE: Notice of Public Workshop, Uses of Fiscal Year 2016-17 Cachuma Project Allocation

A public workshop to discuss expenditure of \$100,000 during fiscal year 2016-17 pursuant to Cachuma Member Unit Contracts will be held:

Wednesday, May 11, 2016, 1:00 at

Cachuma Operation and Maintenance Board
3301 Laurel Canyon Road
Santa Barbara, CA 93105

If you are unable to attend the workshop, you are welcome to provide written comments to:

Santa Barbara County Water Agency
130 E. Victoria St., Suite 200
Santa Barbara, CA 93101
Attn.: Fray A. Crease

Background and Discussion

Contracts between the County Water Agency and the Cachuma Member Units (approved in 1996) include a provision that states "the Water Agency shall provide \$100,000 per year during the term hereof for beneficial purposes consistent with the Water Agency Act and within the Santa Ynez River watershed and the Cachuma project service area." As part of the original Member Unit Contracts, the Water Agency had provided \$100,000 per year for 40 years toward the cost of water purchases from the project by the Member Units.

During development of the renewed contracts, the Agency and the Member Units agreed to expand the potential uses of this \$100,000 per year so as to include a wide range of planning activities and potential projects in the Santa Ynez River watershed and within the Cachuma Project service area. Decisions relating to expenditures of these funds require concurrence by both the Agency and the Cachuma Member Units.

Currently several resource evaluations are underway in the Santa Ynez River basin. They include: 1) steelhead/rainbow trout studies pursuant to a Memorandum of Understanding initiated in 1993 and renewed in 2001 to implement the Cachuma Project Biological Opinion (September 2000) and the Lower Santa Ynez Fish Management Plan (October 2000); and 2) groundwater and surface-water flow and quality monitoring pursuant to several cooperative agreements among local agencies and the United States Geological Survey.

The Agency spends approximately \$150,000 per year in these interagency studies. The Cachuma Member Units currently expend roughly \$900,000 per year on fisheries activities as well as an estimated \$50,000 per year on stream flow and water quality monitoring in the Santa Ynez River. Water Agency staff will consider information received in this workshop during development of budget recommendations to the Water Agency Board of Directors. Further information regarding any of these studies may be obtained from the Agency.

CACHUMA PROJECT WARREN ACT TRUST FUND AND CACHUMA PROJECT MASTER CONTRACT RENEWAL FUND

2016 REPORT WITH ANNUAL AND LONG-TERM PLANS

Background

The Cachuma Project Warren Act Trust Fund (Trust Fund) and Cachuma Project Master Contract Renewal Fund (Renewal Fund) are two separate funds that have been established through contracts with the U.S. Bureau of Reclamation (Reclamation). These two funds have similar, but not identical purposes which are explained below.

Warren Act Trust Fund

The Warren Act Trust Fund is a requirement of the Cachuma Project Warren Act Contract that the Central Coast Water Authority (CCWA) negotiated with Reclamation for delivery and transport of State Water Project (SWP) water through the Cachuma Project facilities. A 1995 memorandum of understanding (MOU) executed in conjunction with the Warren Act Contract established a charge of \$43 per acre foot (AF) (\$58 initially with a \$15 service charge by Reclamation), which is not indexed. Payments are required upon delivery of SWP water to Cachuma Reservoir. CCWA makes quarterly payments to COMB based on the prior quarter's deliveries. The South Coast CCWA participants (City of Santa Barbara, Goleta Water District, Montecito Water District, and Carpinteria Valley Water District, plus La Cumbre Mutual Water Company, Morehart Land Company, and Santa Barbara Research Center), have a total entitlement of 13,750 AF per year (Y). These participants, except La Cumbre Mutual Water Company, Morehart Land Company and Santa Barbara Research Center, have an obligation to exchange their SWP water for Santa Ynez River Conservation District ID No. 1's (ID No. 1) Cachuma Project water on an annual basis. ID No. 1's current Cachuma entitlement is 2,651 AFY. ID No. 1 currently delivers approximately 80 AFY to Cachuma Lake County Park, which reduces the amount available for exchange to approximately 2,571 AFY. This makes the maximum annual amount under normal Cachuma yield conditions to be assessed for the Cachuma Project Trust Fund approximately 11,179 AF. SWP water was first delivered into Lake Cachuma (except for minor testing deliveries) in November 1997. From calendar year (CY) 1997 through CY 2015, a total of 63,736 AF has been delivered. Because the 1990s experienced an extended wet period, SWP water deliveries were modest. 2000 through 2004, 2007 through 2010, 2013, 2014 and 2015 saw an increase in SWP water deliveries due to dry weather conditions. SWP orders will, therefore, fluctuate according to varying rainfall patterns. In general, it is likely that full entitlements of SWP water will not be ordered unless drought conditions exist such as in 2014.

CCWA and the Cachuma Project Authority (CPA) created the Warren Act Trust Fund through the 1995 MOU which establishes a two person Trust Fund Committee with one representative from Reclamation and one representative from the CPA. Article 3.c. of the MOU provides that CPA manages and administers the Trust Fund. Management of the Trust Fund and other obligations of

CPA were assumed by the Cachuma Operation and Maintenance Board (COMB) when CPA and COMB merged in October 1996 and further confirmed by COMB Board Resolution No. 249, 1997. Article 4 of the MOU provides for a creation of a Trust Fund Committee, which is comprised of one representative each from Reclamation and COMB, and an Advisory Committee comprised of one representative each from the Santa Barbara County Water Agency (Agency), U.S. Fish and Wildlife Service, California Department of Fish and Wildlife, and three additional public members. The Advisory Committee representative from the Santa Barbara County is appointed from the Water Agency by the County Board of Supervisors. The Trust Fund Committee is authorized to prepare and implement a Long Term Plan and Annual Work Plans for expenditure of Trust Fund monies for purposes consistent with the MOU. The Advisory Committee participates in discussions held at the Trust Fund Committee meetings but has no vote. CCWA can attend the Trust Fund Committee meetings but has no vote.

The Trust Fund Committee shall only take action by unanimous vote and meetings will be announced with reasonable notice. The Trust Fund Committee determines the use of the funds which shall only be expended consistent with the Long Term (5-Year) Plan and applicable Annual Plan, and approved by the Committee. Expenditures of the Trust Fund revenues as stated in the MOU are limited to the following:

- a. Environmental Restoration - *The restoration of any riparian and other habitat of the Santa Ynez River and its watershed which has been adversely affected by the Cachuma Project facilities, including (without limitation) restoration of habitat of rare, threatened or endangered species, fish habitat or populations, and plant and animal habitat.*
- b. Wastewater Reclamation - *Projects, whether new or existing, which will promote reclamation of wastewater within the service areas of the Cachuma Member Units.*
- c. Water Conservation - *Projects which will promote water conservation within the service areas of the Cachuma Member Units.*
- d. Innovative Water Management Techniques - *Other sound and innovative water management techniques which will benefit the Cachuma Member Units in assuring their water customers a reliable water supply of high quality and reasonable price.*
- e. Cachuma Project Betterment - *Capital outlays (other than routine repair and maintenance) which contribute to improvement of the Cachuma Project facilities, including project betterment for the purposes of safety or public recreation in the Santa Ynez River or on Lake Cachuma or adjacent federally-owned lands.*

Renewal Fund

The Renewal Fund is a requirement of the 1995 Renewal Master Contract (executed in 1996) entered into for water conveyance from the Cachuma Project to the five Cachuma Project Member Units, which are the City of Santa Barbara, the Goleta Water District, the Montecito Water District, the Carpinteria Valley Water District, and the Santa Ynez River Water Conservation District, Improvement District No. 1 (ID No. 1). The Renewal Master Contract requires the payment of \$10 per acre foot of water made available by the Cachuma Project. This charge escalates according to the Consumer Price Index with a May 1995 price level base. The Renewal Fund itself is capped at \$257,100, which is related to the current annual operational yield of 25,714 AF, at which yield the

indexing is moot. However, at lower yields the indexing may have an effect. The Cachuma Project member agencies are obligated to order (and pay for) the entire operational yield in every water year (WY), which is defined as October 1 through September 30 of the following water year.

Payments into the Renewal Fund are made prior to the beginning of each water year and are reduced by the prior full CY payments to the Trust Fund. For example in WY2016, the prior calendar year is 2014, because that is the nearest prior full calendar year to WY2016. Payments to the Renewal Fund are reduced *pro rata* based on the formula: 1 minus the ratio of the prior calendar year Trust Fund payment to \$300,000 ($RF = [1 - \text{prior CY TF payment}/\$300,000] \times \$257,100$). For example, if the prior CY Trust Fund payment was \$225,000, the ratio is 0.75; 1 minus 0.75 is 0.25; 0.25 times \$257,100 is \$64,275, which would be the Renewal Fund payment requirement for that water year. The combined total available funds would be the sum of those two amounts, or \$289,275. When the Trust Fund amount in the CY prior to a Cachuma Project water year is greater than \$300,000, the ratio would be greater than 1; 1 minus that amount is less than zero, so there would be no Renewal Fund payment required. This was the situation for WY2006 and WY2016, which were the only years that this occurred.

The Cachuma Project 1995 Renewal Master Contract states that the contracting officer (Reclamation) and the Cachuma Member Units shall jointly develop a Long Term (5-year) Plan and an Annual Work Plan. Further in the Contract and COMB Board Resolution No. 249, Reclamation and the Cachuma Project Member Units agreed to merge the processes for implementation and administration of the Cachuma Project Warren Act Trust Fund and the Cachuma Project Master Contract Renewal Fund under a single committee (referred to as the "Funds Committee") directing the preparation and implementation of Long Term and Annual Work Plans. Resolution No. 249 also allowed the COMB Board to appoint a representative from the Cachuma Member Units to the Trust Fund Committee that would represent the interests of and provide recommendations from the Cachuma Member Units, as well as work with Reclamation's committee member to develop joint Long Term and Annual Work Plans for the use of both Funds. Governing processes from the Trust Fund Committee would apply to the decisions made for the use of the Renewal Funds, specifically that all uses of those funds are unanimous amongst the two representatives. The Cachuma Project Renewal Master Contract specified that five years after adoption of the first Annual Plan, the Contractor (Santa Barbara County) shall be substituted for the Contracting Officer (Reclamation) for the Renewal Fund discussions; this change in representation began in WY2003 and Santa Barbara County has been the representative ever since. This dictates that the voting members of the Funds Committee are Reclamation, COMB and Santa Barbara County. COMB manages and administers both the Trust Fund and the Renewal Fund accounts as stipulated in the Cachuma Project Renewal Master Contract and COMB Board Resolution No. 249.

Article 27(a) of the Cachuma Project Renewal Master Contract (MCA 27) describes the purposes of Renewal Fund, which include the following:

- a. Mitigation activities for the selected alternative in the Master Contract Renewal EIS/EIR. No mitigation activities were identified, so this section does not apply.
- b. Activities which may be required of the Contracting Officer by State Water Resources Control Board (SWRCB) orders affecting the Project Water Rights.

- c. Studies described in sub-article 7 (b) which are specific to conducting and preparing studies and reports that are required to be submitted by USBR to the SWRCB pursuant to Board WR94-5 paragraph 3, including fisheries studies and other related studies under the continuing jurisdiction of the SWRCB.
- d. Studies relating to modifications in the Cachuma Project operations pursuant to sub-article 9 (g), including to protect the environment and groundwater quality downstream of Bradbury Dam, conserve Project Water, and promote efficient water management.
- e. Restoration of riparian or other habitat of the Santa Ynez River and its watershed which has been adversely affected by the Project.
- f. Activities of USBR pursuant to sub-article 27 (i) that are required by law to be the Contractor, those shall be included in the Long Term Plan and Annual Work Plan and reimbursed by the Renewal Fund.

Aggregating the purposes of the two separate funds, money is available for three general categories:

1. Environmental studies and projects related to the fisheries and *O. mykiss* habitat enhancement within the Santa Ynez River and its tributaries downstream of Bradbury Dam. This includes Cachuma Project Biological Opinion (BiOp) proposed actions, EIR/EIS mitigation activities, SWRCB orders, and water rights-related studies.
2. Water management and conservation by Cachuma Project members.
3. Cachuma Project betterment to the extent that only the Trust Fund can be used for these certain activities.

Annual and Five-Year Plans

The contractual documents establishing the Trust Fund and Renewal Fund require preparation of an Annual Work Plan and a Five-Year Plan. Reclamation, the County Water Agency, and the Cachuma Project Member Units through COMB agreed to use the Trust Fund Committee and Advisory Committee process for both funds to develop common Annual Work Plan and Five-year plans.

Objectives of the Funds

In past years, there has been general consensus reflected in each of the Annual Work Plan and Five-Year Plan to date, that the Renewal Fund and Trust Fund monies should be used for environmental studies or projects related to the Cachuma Project water rights hearings before the SWRCB and the Lower Santa Ynez River (LSYR) Fisheries Program. These studies, which investigate and document various environmental issues related to the Cachuma Project and the affects downstream in the LSYR, have been required by the SWRCB, or are believed by the parties to be helpful in addressing issues before the SWRCB. The BO for Cachuma Project operations, issued by the National Marine Fisheries Service (NMFS) in September 2000, has identified a number of fish programs and enhancement projects, and the SWRCB hearings (occurring in 1999 and late 2003 and a water rights decision expected in 2016) will likely identify other studies for which the funds may be used. In addition, Reclamation is in reconsultation with the NMFS for a new Cachuma Project BiOp which will contain a fisheries monitoring program and enhancement projects where

the funds could be used. The Funds Committee may authorize revenues from the two funds for these tasks pursuant to the Annual and 5-year Plans, or may agree to a broader use of the funds, including other purposes identified in the Cachuma Project Renewal Master Contract, the Cachuma Project BO and the LSYR Fish Management Plan (FMP) (2000), or Adaptive Management Committee studies and reports.

Revenue Estimates

Trust Fund revenues from Member Unit requested State Water Project (SWP) deliveries in CY2015 were \$238,306 based on 5,542 AF delivered, and Renewal Fund revenues derived from operational yield of the Cachuma Project deliveries in WY2017 will be \$52,872 for total available revenues of \$291,178 (Table 1). These available revenues will be fully used during the coming Water Year and there are no carryover funds from WY2016 or anticipated carryover from WY2017. A historical record since 1995 and projected revenues through WY2021 for both funds are shown in Table 2. Fund amounts through WY2017 are based on the actual prior calendar year SWP water deliveries; subsequent years' revenues are based on full usage of allotted SWP water deliveries (6,977 AF), hence reaching the Trust fund projected average of \$300,000 (6,977 AF) without any projected revenues from the Renewal Fund. If at the beginning of any water year the combined balance of the Cachuma Project Trust Fund and Renewal Fund is \$600,000 or more, then no contributions to the Renewal Fund are required for such water year. It is important to remember that SWP water orders can be changed on a monthly basis, so the actual amount delivered in any year may be quite different from what was ordered in advance. CY1998 is a good example of how orders can change where 3,888 AF of SWP water was ordered but no actual deliveries were made into the lake because Lake Cachuma was spilling into July. Deliveries were not possible after that time because fish releases were being made through the Bradbury Dam Outlet Works due to release constraints under the BiOp. Typically, advance orders will be greater than actual deliveries. The SWP water orders are first subject to an exchange with ID No. 1 as described above. The SWP water delivery amounts shown in Table 1 are after the subtraction of the ID No. 1 exchange amount. The Cachuma Project Member Units take and must pay for the entire supply available from the Cachuma Project each year, which is currently 25,714 AFY.

Table 1: Trust Fund and Renewal Fund calculation of contributions and assessments for WY2017.

TRUST FUND (T) (Warren Act) - State Water			
GIVEN:	Q = Acre-Feet of State Water Project Deliveries to Cachuma Reservoir in 2015		
	Q =	5,542 Acre-Feet used in 2015	
	T = Warren Act Trust Fund Contribution = Q x \$43 per Acre-Foot		
THEN:	T =	5,542 x \$43	
	T =	\$238,306	
WARREN ACT TRUST FUND REVENUE FOR CALENDAR YEAR 2015			
	CCWA PARTICIPANTS	USED	AMOUNT DUE
		(af)	(\$)
	GOLETA WATER DISTRICT	1548	\$66,564
	CITY OF SANTA BARBARA	2552	\$109,736
	CARPINTERIA VALLEY WD	490	\$21,070
	MONTECITO WATER DISTRICT	870	\$37,410
	LA CUMBRE MUTUAL WATER COMPANY	35	\$1,505
	MOREHART LAND COMPANY	32	\$1,376
	SB RESEARCH CENTER (RAYTHEON)	15	\$645
	TOTAL	5,542	\$238,306
RENEWAL FUND (R) - Cachuma Water			
GIVEN:	W = Annual Operations Yield of 25,714 af x \$10 =	\$257,140	
	Renewal Fund cap:	\$257,100	
	R = Renewal Fund Contribution = [1 - (T/\$300,000)] x W		
THEN:	R = [1 - (\$113,434/\$300,000)] x \$257,100		
	R =	\$52,872	
RENEWAL FUND ALLOCATION FOR WATER YEAR 2016 - 2017 (PAYMENT DUE OCTOBER 1, 2016)			
	MEMBER UNIT	COST SHARE*	AMOUNT DUE
		(%)	(\$)
	GOLETA WATER DISTRICT	36.25	\$19,166
	CITY OF SANTA BARBARA	32.19	\$17,019
	CARPINTERIA VALLEY WD	10.94	\$5,784
	MONTECITO WATER DISTRICT	10.31	\$5,451
	SANTA YNEZ RWCD ID#1	10.31	\$5,451
	TOTAL	100.00	\$52,872
	* based on Cachuma Entitlement		
TOTAL FUNDS AVAILABLE FOR WATER YEAR 2016-2017:			\$291,178

Table 2: Trust Fund and Renewal Fund revenues based on requested SWP deliveries and constant Cachuma Project deliveries; the funds were initiated in 1997.

Trust Fund			Renewal Fund			Total		Expected
Calendar	SWP		Water	Cachuma		Water		
Year	Deliveries	Funds	Year	Deliveries	Funds	Year	Funds	Funds
	(AF)			(AF)				
1995	-	\$0	1997	25,714	\$257,100	1997	\$257,100	\$257,100
1996	-	\$0	1998	25,714	\$257,100	1998	\$257,100	\$257,100
1997	1,502	\$64,586	1999	25,714	\$201,750	1999	\$266,336	\$266,336
1998	0	\$0	2000	25,714	\$257,100	2000	\$257,100	\$257,100
1999	505	\$21,715	2001	25,714	\$238,490	2001	\$260,205	\$260,205
2000	2,334	\$100,362	2002	25,714	\$171,090	2002	\$271,452	\$271,452
2001	809	\$34,787	2003	25,714	\$227,288	2003	\$262,075	\$262,075
2002	6,708	\$288,444	2004	25,714	\$9,903	2004	\$298,347	\$298,347
2003	4,568	\$196,424	2005	25,714	\$88,765	2005	\$285,189	\$285,189
2004	8,836	\$379,948	2006	25,714	\$0	2006	\$379,948	\$379,948
2005	506	\$21,758	2007	25,714	\$238,453	2007	\$260,211	\$260,211
2006	759	\$32,637	2008	25,714	\$229,130	2008	\$261,767	\$261,767
2007	6,316	\$271,588	2009	25,714	\$24,349	2009	\$295,937	\$295,937
2008	3,694	\$158,842	2010	25,714	\$120,972	2010	\$279,814	\$279,814
2009	2,537	\$109,091	2011	25,714	\$163,609	2011	\$272,700	\$272,700
2010	1,788	\$76,884	2012	25,714	\$191,210	2012	\$268,094	\$268,094
2011	1,013	\$43,559	2013	25,714	\$219,770	2013	\$263,329	\$263,329
2012	385	\$16,555	2014	25,714	\$242,912	2014	\$259,467	\$259,467
2013	2,638	\$113,434	2015	25,714	\$159,887	2015	\$273,321	\$273,321
2014	13,296	\$571,728	2016	25,714	\$0	2016	\$571,728	\$571,728
2015	5,542	\$238,306	2017	25,714	\$52,872	2017	\$291,178	\$291,178
2016	6,977	\$300,000	2018	25,714	\$0	2017	\$300,000	?
2017	6,977	\$300,000	2019	25,714	\$0	2018	\$300,000	?
2018	6,977	\$300,000	2020	25,714	\$0	2019	\$300,000	?
2019	6,977	\$300,000	2020	25,714	\$0	2019	\$300,000	?
2020	6,977	\$300,000	2020	25,714	\$0	2019	\$300,000	?
2021	6,977	\$300,000	2020	25,714	\$0	2019	\$300,000	?
63,736			CY1997-2015 total SWP Delivered					
Notes:								
- Calendar years 1998 through 2015 show actual State Water deliveries to Cachuma Reservoir; following years are requested deliveries.								
- State Water deliveries are based on calendar year.								
- Cachuma Project deliveries are based on water year (October 1 through September 30).								
- Trust Fund charge is \$43 per AF;								
- Renewal fund charge is \$10 per AF (in 1995 dollars).								
- Renewal Fund is reduced by prior full calendar year Trust Fund revenue, for example, 2002 Renewal Fund amount is reduced by 2000 Trust Fund revenue.								
- Total Available is current year Renewal Fund plus full prior year Cachuma Project Trust Fund (for example, 2002 Trust Fund plus 2004 Renewal Fund).								
- Total Available will be increased by any accrued interest in the fund accounts.								
(Please see Financial Statement attached.)								

Table 3 provides a summary of the activities for which the Trust Fund and Renewal Fund revenues have been used since 1997. See Table 2 for the calculation of annual revenues from each of the two funds. Activities are similar year to year and have focused on meeting the requirements in the BiOp and FMP specifically for the Fisheries Program (monitoring, reporting and public outreach), steelhead enhancement projects (tributary fish passage projects), Oak Tree Restoration Program (oak mitigation effort from surcharging Lake Cachuma), public outreach efforts (webpage, newsletters and brochures), conservation easements (as the opportunity arises), and Hilton Creek channel enhancements efforts (studies and implementation of identified projects).

Table 3: Use of the Trust Fund and Renewal Fund revenues from 1998 to 2017 by Fiscal Year.

Fiscal Year	Activities:						Total
	Fisheries Program	Steelhead Enhancement Projects	Oak Tree Restoration Program	Public Outreach Efforts	Conservation Easements	Hilton Creek Channel Enhancement Efforts	
1998	\$257,100	\$0	\$0	\$0	\$0	\$0	\$257,100
1999	\$257,100	\$0	\$0	\$0	\$0	\$0	\$257,100
2000	\$266,336	\$0	\$0	\$0	\$0	\$0	\$266,336
2001	\$195,100	\$62,000	\$0	\$0	\$0	\$0	\$257,100
2002	\$99,005	\$123,200	\$0	\$0	\$10,000	\$28,000	\$260,205
2003	\$215,452	\$48,000	\$0	\$8,000	\$0	\$0	\$271,452
2004	\$187,075	\$75,000	\$0	\$0	\$0	\$0	\$262,075
2005	\$193,347	\$105,000	\$0	\$0	\$0	\$0	\$298,347
2006	\$263,189	\$0	\$0	\$22,000	\$0	\$0	\$285,189
2007	\$317,948	\$0	\$50,000	\$12,000	\$0	\$0	\$379,948
2008	\$198,211	\$0	\$50,000	\$12,000	\$0	\$0	\$260,211
2009	\$198,267	\$0	\$50,000	\$13,500	\$0	\$0	\$261,767
2010	\$241,437	\$0	\$42,000	\$12,500	\$0	\$0	\$295,937
2011	\$227,314	\$0	\$45,000	\$7,500	\$0	\$0	\$279,814
2012	\$222,700	\$0	\$45,000	\$0	\$0	\$5,000	\$272,700
2013	\$97,094	\$147,000	\$24,000	\$0	\$0	\$0	\$268,094
2014	\$91,329	\$147,000	\$25,000	\$0	\$0	\$0	\$263,329
2015	\$69,467	\$150,000	\$40,000	\$0	\$0	\$0	\$259,467
2016	\$146,728	\$375,000	\$50,000	\$0	\$0	\$0	\$571,728
2017	\$91,178	\$150,000	\$50,000	\$0	\$0	\$0	\$291,178

Milestones

Below are important milestones associated with or having an effect on the LSYR Fisheries Program since the issuance of the 2000 Cachuma Project BiOp. Many of these activities have been partially funded by the Trust and Renewal Funds as well as the County's Cachuma Betterment Fund.

WY2000 (October 1999 – September 2000)

December 1999 - Completion of Hilton Creek Water Supply System* and Fish Management Plan Inaugural Ceremony

April 2000 - Lake Cachuma Spilled

September 2000 - Steelhead Biological Opinion for Cachuma Project Operations Issued by NMFS

WY2001 (October 2000 – September 2001)

October 2000 - Final LSYR Fish Management Plan
February 2001 - Lake Cachuma Spilled
November 2000 - SWRCB Hearings on Cachuma Project Water Rights Permits (Phase 1)

WY2002 (October 2001 – September 2002)

January 2002 - Completion of Salsipuedes Creek/Highway 1 Fish Passage Enhancement**
June 2002 - Administrative Draft EIR/EIS for Fish Management Plan and Biological Opinion

WY2003 (October 2002 – September 2003)

December 2002 - Cachuma Project Settlement Agreement between CCRB, ID#1, SYRWCD & City of Lompoc
April 2003 - Installation of Variable Depth Intake for Hilton Creek Watering System*
May 2003 - Pre-Hearing Conference for SWRCB Hearings on Cachuma Project Water Rights Permits
June 2003 - Draft EIR/EIS for Fish Management Plan and Biological Opinion
August 2003 - Draft SWRCB EIR on Cachuma Operations

WY2004 (October 2003 – September 2004)

Oct-Nov 2003 - SWRCB Hearings on Cachuma Project Water Rights Permits (Phase 2)
January 2004 - Cachuma Park Boat Launch Ramp Raised to Accommodate 1.8 ft Surcharge
January 2004 - Completion of Salsipuedes Creek/Jalama Road Fish Passage Enhancement*
February 2004 - Completion of El Jaro Creek Streambank Stabilization Projects**
February 2004 - MOU Regarding Surcharge of Lake Cachuma and Protection of Cachuma Park Facilities
March 2004 - Completion of Final EIR/EIS for Fish Management Plan and Biological Opinion
March 2004 - Reclamation ROD for Final EIS for Fish Management Plan and Biological Opinion
April 2004 - Installation of Bradbury Dam Gate Extensions for Cachuma Reservoir Surcharge Project
May 2004 - Revised Cachuma Project Fish Passage Supplementation Program (BiOp Term & Condition)
June 2004 - WR 89-18 Releases Monitoring Plan (BiOp Term & Condition)
August 2004 - Upper Basin Analysis - initiated

WY2005 (October 2004 – September 2005)

November 2004 - COMB Certification of Final EIR for Fish Management Plan and Biological Opinion
November 2004 - Modeling Protocol for Target Flow Monitoring Approved and Implemented
December 2004 - Crawford-Hall Filed CEQA Lawsuit against COMB for Final FMP/BO EIR
December 2004 - Flow Capacity Modifications for Hilton Creek Watering System and Installation of Pump*
January 2005 - Lake Cachuma Spilled
March 2005 - Amended MOU Regarding Surcharge of Lake Cachuma and Protection of Park Facilities
April 2005 - Installation of Pumping System for Hilton Creek Watering System*
April 2005 - Surcharge Lake Cachuma by 2.5 feet (~7700 acre feet) for Steelhead Fishery Downstream
July 2005 - Summer 2005 (First) Santa Ynez River Fish Management Plan Newsletter
June 2005 - Completion of Year 1 Cachuma Oak Tree Restoration Program
September 2005 - Senior Resources Scientist Hired for Fisheries Program

WY2006 (October 2005 – September 2006)

October 2005 - Approval Letter from NMFS for Revised Cachuma Project Fish Passage Supplementation Program
November 2005 - Crawford-Hall Filed NEPA Lawsuit against United States for Final FMP/BO EIS

November 2005 - Fall 2005 Santa Ynez River Fish Management Plan Newsletter
December 2005 - Construction of Hilton Creek Cascade/Chute Fish Passage Enhancement (Reclamation Project) **
January 2006 - Completion of Year 2 Oak Tree Restoration Program – (375 oak trees planted)
February 2006 - Conducted passage supplementation during two storms
February 2006 - Distribution of Fish Projects Brochure
Feb-April 2006 - Supplemental Passage Flow Releases (from 2005 surcharge)
April 2006 - Lake Cachuma Spilled
April 2006 - Interim Agreement with County to Surcharge Lake Cachuma up to 3.0 feet
June 2006 - Preliminary Redesign of Quiota Creek Fish Passage Projects
July 2006 - Summer 2006 Santa Ynez River Fish Management Plan Newsletter
May 2006 - Preliminary Design of El Jaro San Julian Fish Passage
Sept 2006 - Preliminary Design of El Jaro Cross Creek Fish Passage

WY2007 (October 2006 – September 2007)

October 2006 - Development of GIS for Santa Ynez River Fisheries Program
January 2007 - Winter 2007 Santa Ynez River Fish Management Plan Newsletter
January 2007 - Completion of Year 3 Cachuma Oak Tree Restoration Program (375 oak trees planted)
February 2007 - Winter 2007 Santa Ynez River Fish Management Plan Newsletter
March-April 2007 - Crawford-Hall Petition to Add Caltrans to CEQA Lawsuit Against COMB for Final FMP/BO EIR and Hearing on Petition (unsuccessful – petition denied)
May 2007 - Completion of Quiota Creek Watershed Draft Report
June 2007 - WR 89-18 Releases Monitoring Plan (BiOp Term & Condition)
July 2007 - SWRCB Revised Draft EIR on Cachuma Operation
September 2007 - Preliminary Design of El Jaro Cross Creek Fish Passage
September 2007 - Completion of Various AMC Reports to meet Biological Opinion Terms & Conditions

WY2008 (October 2007 – September 2008)

December 2007 - Submitted to NMFS the 2006 Fish Passage Supplementation Report
December 2007 - Final Design of El Jaro San Julian Fish Passage
January 2008 - Completion of Year 4 Cachuma Oak Tree Restoration Program (375 oak trees planted)
January 2008 - Lake Cachuma Spilled
March 2008 - Draft Ramp-Down after Spill Protocol
April 2008 - Agreement with County to Surcharge Lake Cachuma up to 3.0 feet
June 2008 - Summer 2008 LSJR Fish Management Plan Newsletter
July 2008 - Construction of El Jaro San Julian Fish Passage Project**
August 2008 - NMFS Draft Recovery Plan Outline for Southern Steelhead
August 2008 - Completion of the Santa Ynez River Genetics Analysis (NOAA Research Lab at UCSC)
September 2008 - Draft Resource Management Plan EIS for Cachuma Recreation Area

WY2009 (October 2008 – September 2009)

March 2009 - Completion of El Jaro San Julian Fish Passage Project**
October 2008 - Construction of the Quiota Creek Fish Passage Bottomless Arched-Culvert at Crossing 6**
December 2008 - Completion of Draft 1993-2004 Santa Ynez River Fisheries Synthesis Report
January 2009 - Completion of Year 5 Cachuma Oak Tree Restoration Program (375 oak trees planted)
February 2009 - Completion of Management Report for Santa Ynez River Genetics Analysis
March 2009 - Completion of El Jaro San Julian Fish Passage Project**
March 2009 - Completion of the Quiota Creek Fish Passage Bottomless Arched-Culvert at Crossing 6**

August 2009 - Construction of Cross Creek Ranch Fish Passage Enhancement Project on El Jaro Creek
August 2009 - Negotiations of Conservation Easements on Salsipuedes and El Jaro Creeks
September 2009 - Completion of Various AMC Reports to meet Biological Opinion Terms & Conditions

WY2010 (October 2009 – September 2010)

November 2009 - Completion of Cross Creek Ranch Fish Passage Enhancement Project on El Jaro Creek**
January 2010 - Completion of Year 6 Cachuma Oak Tree Restoration Program (375 oak trees planted)
February 2010 - Conducted passage supplementation during two storms
April 2010 - Completion of the Surcharge Operations Protocol
June 2010 - WR 89-18 Releases Monitoring Plan (BiOp Term & Condition)
May 2010 - Completion of the 1.5 cfs Target Flow Operations Guidelines at Alisal Bridge
June 2010 - Submitted to NMFS the 2010 Fish Passage Supplementation Report

WY2011 (October 2010 – September 2011)

January 2011 - Completion of Year 7 of Cachuma Oak Tree Restoration Program (375 oak trees planted)
January 2011 - Submitted to NMFS the BO Compliance Binder
March 2011 - Winter 2011 LSYR Fish Management Plan Newsletter
March 2011 - Lake Cachuma Spilled
May 2011 - Submittal of the 2008 Annual Monitoring Report and Trend Analysis for 2005-2008
June 2011 - Completion of the Hilton Creek Channel Enhancement Study
June 2011 - Submitted Compliance Report on Target Flows at Hwy 154 Bridge
August 2011 - Summer 2011 LSYR Fish Management Plan Newsletter
August 2011 - Construction of a Fish Passage Project at Crossing 2 on Quiota Creek**

WY2012 (October 2011 – September 2012)

Oct-Dec 2011 - Maintenance of the Cachuma Oak Tree Restoration Program
Jan-Sept 2012 - Maintenance of the Cachuma Oak Tree Restoration Program
November 2011 - Completion of a Fish Passage Project at Crossing 2 on Quiota Creek**
March 2012 - Submittal of the 2009 Annual Monitoring Report
May 2012 - Submitted Compliance Report on Target Flows at Hwy 154 Bridge
June 2012 - Submitted Guidance Document on Target Flows at Alisal Bridge
September 2012 - Construction of a Fish Passage Project at Crossing 7 on Quiota Creek**

WY2013 (October 2012 – September 2013)

Oct-Dec 2012 - Maintenance of the Cachuma Oak Tree Restoration Program
Jan-Sept 2013 - Maintenance of the Cachuma Oak Tree Restoration Program
November 2012 - Completion of a Fish Passage Project at Crossing 7 on Quiota Creek**
March 2013 - Preliminary Design of Quiota Creek Crossing 0 Project
March 2013 - Preliminary Design of Quiota Creek Crossing 3 Project
June 2013 - WR 89-18 Releases Monitoring Plan (BiOp Term & Condition)
Sept-Dec 2013- Construction of a Fish Passage Project at Crossing 1 on Quiota Creek**
June 2013 - Submittal of the 2011 Annual Monitoring Report (sent to NMFS 3/20/14)

WY2014 (October 2013 – September 2014)

Oct-Dec 2013 - Maintenance of the Cachuma Oak Tree Restoration Program
Jan-Sept 2014 - Maintenance of the Cachuma Oak Tree Restoration Program
December 2013 - Completion of a Fish Passage Project at Crossing 1 on Quiota Creek**
March 2014 - Submittal of CDFG/FRGP Grant for Quiota Creek Crossing 0 Project

March 2014 - Submittal of CDFG/FRGP Grant for Quiota Creek Crossing 3 Project
June 2014 - WR 89-18 Releases Monitoring Plan (BiOp Term & Condition)

WY2015 (October 2014 – September 2015)

Oct-Dec 2014 - Maintenance of the Cachuma Oak Tree Restoration Program
Jan-Sept 2015 - Maintenance of the Cachuma Oak Tree Restoration Program
March 2015 - Submittal of CDFG/FRGP Grant for Quiota Creek Crossing 4 Project
June 2015 - Submittal of the 2012 Annual Monitoring Report for review
June 2015 - WR 89-18 Releases Monitoring Plan (BiOp Term & Condition)
September 2015 - Construction of a Fish Passage Project at Crossing 3 on Quiota Creek**

WY2016 (October 2015 – September 2016) (dates after April are projected)

Oct-Dec 2015 - Maintenance of the Cachuma Oak Tree Restoration Program
Jan-Sept 2016 - Maintenance of the Cachuma Oak Tree Restoration Program
January 2016 - Completion of a Fish Passage Project at Crossing 3 on Quiota Creek**
February 2016 - Submittal of the 2012 Annual Monitoring Report to NMFS
March 2016 - Submittal of CDFG/FRGP Grant for Quiota Creek Crossing 5 Project
June 2016 - Submittal of CalTrans Grant for Quiota Creek Crossing 8 Project
April 2016 - Submittal of the 2013 Annual Monitoring Report for review
May 2016 - Submittal of the 2013 Annual Monitoring Report to NMFS
May 2016 - Submittal of the 2014 Annual Monitoring Report for review
June 2016 - Submittal of the 2014 Annual Monitoring Report to NMFS
July 2016 - Submittal of the 2015 Annual Monitoring Report for review
August 2016 - Submittal of the 2015 Annual Monitoring Report to NMFS
September 2016 - Construction of a Fish Passage Project at Crossing 0 on Quiota Creek**
September 2016 - Construction of a Fish Passage Project at Crossing 4 on Quiota Creek**

* Funded from Federal Safety of Dams Program for Bradbury Dam Seismic Retrofit.

** Full or partial grants were/are in place for these projects.

**FIVE YEAR PLAN
WY2017 TO WY2021**

The Funds Committee, with suggestions from the Advisory Committee, develops a long-term or Five-Year Plan for use of the revenues from both the Trust Fund and Renewal Fund. The Five-Year Plan (Table 4) is a dynamic document that is updated every year to reflect revised projected work as projects and monitoring efforts are added that directly benefit the Cachuma Project, the LSYR Fisheries Program, and other obligations of the Cachuma Member Units on behalf of Reclamation. These projected activities are called for in the Cachuma Project Biological Opinion (BiOp) and further described in the LSYR Fish Management Plan (FMP). Projected annual revenues are calculated based on environmental fees charged for Cachuma and State water deliveries into Lake Cachuma, and have historically ranged from a minimum of \$250,000 to a maximum of \$572,000. The Five-Year Plan should be a long-term, forward thinking, planning tool to coordinate the use of Trust and Renewal fund revenues, LSYR Fisheries Program budgets, and grant income.

Table 4 summarizes activities and expenditures based on actual revenues from WY2016 and projected revenues and expenses for WY2017-WY2021. The Oak Tree Restoration Program (at Lake Cachuma) was calculated using 50% of the estimated fund amount for that task. The estimated amount for Quiota Creek Fish Passage Projects was determined using the estimated construction cost for the Crossing 0 and Crossing 4 projects as well as the estimated design cost in preparation for construction or submitting grant applications for the Quiota Creek Crossing 5 and Crossing 8 projects; all of these expenditures are / will be part of matching funds for State and/or Federal grants that fund the majority of the construction costs of the project. Fisheries Program activities were calculated based on whatever fund amount remained, and reflects only a portion of the entire annual cost for those efforts. Any remaining costs are funded by the Cachuma Member Units and grant funding.

Year 1 activities are developed in more detail in the WY2017 Annual Plan (Table 7) below because these are specifically included in the COMB budget for Fiscal Year 2016-17 (July 1, 2016 through June 30, 2017). In Years 1 and 2 (WY2017 and WY2018), the Oak Tree Restoration program will continue maintenance of the trees planted during the previous 9 years, and will be planting additional oak trees in the fall of each year. There are tributary restoration projects on Quiota Creek and the Fisheries Program will continue with the longstanding monitoring, analysis, reporting and outreach efforts. Any funds not used in the Oak Tree Restoration Program or the Quiota Creek Fish Passage Projects will revert to the Fisheries Program. During the remaining years (WY2019-WY2021), a similar level of effort for the Oak Tree Restoration and Fisheries Programs is included, as well as one or two fish passage projects on Quiota Creek. Table 5 lists planned but unfunded tributary restoration projects plus estimated costs for the Quiota Creek fish passage projects that should to be constructed over the next five years in compliance with the 2000 BiOp, as well as the planned Jalama Bridge weir fix slated for WY2017. The estimated costs for the Fisheries Program, tributary projects, and the Oak Tree Restoration Program in relation to the use of the Trust and Renewal Funds are presented in Table 6. As noted previously, the allocated revenues from the Trust Fund and Renewal Fund cover only a portion of the total estimated cost of those items as is presented in Tables 5 and 6.

Table 4: The Five-Year Plan (WY2017-2021).

Year 1: WY2017 (October 2016 - September 2017)		
Estimated Funds Available:		\$291,178
Possible Expenditures:		
Oak Tree Restoration Program		\$50,000
Quiota Creek Fish Passage Projects**		\$150,000
Genetic Analyses of LSYR <i>O. Mykiss</i> Tissue Samples		\$15,000
Fisheries Program Work - general		\$76,178
		\$291,178
Year 2: WY2018 (October 2017 - September 2018)		
Estimated Funds Available:		\$300,000
Possible Expenditures:		
Oak Tree Restoration Program		\$50,000
Quiota Creek Fish Passage Projects**		\$175,000
Genetic Analyses of LSYR <i>O. Mykiss</i> Tissue Samples		\$15,000
Fisheries Program Work - general		\$60,000
		\$300,000
Year 3: WY2019 (October 2018 - September 2019)		
Estimated Funds Available:		\$300,000
Possible Expenditures:		
Oak Tree Restoration Program		\$40,000
Quiota Creek Fish Passage Projects**		\$175,000
Genetic Analyses of LSYR <i>O. Mykiss</i> Tissue Samples		\$15,000
Fisheries Program Work - general		\$70,000
		\$300,000
Year 4: WY2020 (October 2019 - September 2020)		
Estimated Funds Available:		\$300,000
Possible Expenditures:		
Oak Tree Restoration Program		\$40,000
Quiota Creek Fish Passage Projects**		\$175,000
Genetic Analyses of LSYR <i>O. Mykiss</i> Tissue Samples		\$15,000
Hilton Creek Channel Enhancement		\$70,000
		\$300,000
Year 5: WY2021 (October 2020 - September 2021)		
Estimated Funds Available:		\$300,000
Possible Expenditures:		
Oak Tree Restoration Program		\$40,000
Fish Passage Projects**		\$175,000
Genetic Analyses of LSYR <i>O. Mykiss</i> Tissue Samples		\$15,000
Hilton Creek Channel Enhancement		\$70,000
		\$300,000
* Estimated available carryover funds from the previous water year - \$0.		
** For project operating expenses, construction match, and design and technical support.		

Table 5: Estimated costs and construction dates for tributary fish passage projects along Quiota Creek.

Tributary Projects	Estimated:	
	Construction Date	Cost
Quiota Creek Projects designs	WY2017	\$120,000
Quiota Creek Crossing 0a	WY2017	\$840,000
Quiota Creek Crossing 4	WY2017	\$1,230,000
Jalama Bridge Weir Fix	WY2017	\$30,000
Quiota Creek Crossing 5	WY2018	\$960,000
Quiota Creek Crossing 8	WY2018	\$60,000
Quiota Creek Crossing 9	WY2020	\$930,000
Quiota Creek Crossing 0b	WY2021	\$840,000

Table 6: Estimated future costs for the Fisheries Program, Tributary Projects and the ongoing Oak Tree Restoration Program from WY2017 through WY2021 in relation to the use of the Trust and Renewal fund estimated revenues.

Water Year	Estimated Program Costs:			Total
	Fisheries	Tributary Projects	Oak Tree Restoration	
WY2017	\$91,178	\$150,000	\$50,000	\$291,178
WY2018	\$75,000	\$175,000	\$50,000	\$300,000
WY2019	\$85,000	\$175,000	\$40,000	\$300,000
WY2020	\$85,000	\$175,000	\$40,000	\$300,000
WY2021	\$85,000	\$175,000	\$40,000	\$300,000

**ANNUAL PLAN
WY2017**

Table 7 lists the activities in the WY2017 Annual Plan that will be funded through the Trust Fund and Renewal Fund revenues. The Cachuma Project Biological Opinion (BiOp) and LSYSR Fish Management Plan (FMP) provide guidance on likely activities or projects for the use of the Trust Fund and Renewal Fund revenues. Even though some of the fish enhancement projects will be grant funded, the sum of these activities is still greater than the funding available from the Trust Fund and Renewal Fund. Tasks listed take into consideration restricted usage of the two Funds as stated in the Cachuma Project Warren Act Contract and Cachuma Project Renewal Master Contract, plus activities funded by the Santa Barbara County Water Agency Cachuma Betterment Fund. The Trust and Renewal Funds may also provide matching funds for other sources of money to fund the fish passage enhancement projects through grants. All items listed in Table 7 are mandated BiOp activities that are further described in the FMP.

Table 7: The Annual Plan for WY2017.

2016 Revenues:	
Trust Fund (CY2015)	\$238,306
Renewal Fund (WY2016)	\$52,872
Total Funds Available:	\$291,178
Fiscal Year 2016 Expenditures for the Cachuma Project BO & FMP:	
Oak Tree Restoration Program	\$50,000
Quiota Creek Fish Passage Projects (X-0, X-4, X-5, X-8)	\$150,000
Genetic Analyses of LSYSR <i>O. Mykiss</i> Tissue Samples	\$15,000
Fisheries Program Work - general	\$76,178
Total Expenditures:	\$291,178

The Oak Tree Restoration Program is a multi-year planting and maintenance effort to replace oak tree losses around Cachuma Reservoir due to saturation and inundation of trees near the shore resulting from the fish conservation surcharge pool. The program will continue until the mitigation ratio of 2:1 (planted to lost) has been accomplished after 20 years in 2025. The allocation for the Oak Tree Restoration Program is about half of the actual cost. Funds for the tributary project (construction, designs, and technical support) on Quiota Creek are only a fraction of the total cost of those restoration projects planned to initiate construction WY2017 onward.

Six tributary fish passage projects on Quiota Creek are required to be completed by Reclamation per the BiOp. Three additional Quiota Creek projects were expected to be constructed by others, and all nine projects are described in the FMP and 2004 Cachuma Project EIR/EIS. Five Quiota Creek projects have been completed to date; Crossing 6 in 2008, Crossing 2 in 2011, Crossing 7 in 2012, Crossing 1 in 2013 and Crossing 3 in 2015. Grants have been secured for Crossing 0a and Crossing 4 projects with an estimated construction schedule for the fall of WY2017. A grant has been submitted for Quiota Creek Crossing 5 that would be estimated for construction in WY2018. Grants

will continue to be applied for every year until all projects are completed. The type of fix proposed for the fish passage impediments is a full span bridge (bottomless arched culvert) that allows for complete juvenile and adult fish passage for *O. mykiss*. The estimated amount for the fish passage projects was determined by using the COMB project operating expenses, the COMB construction match, and a portion of the estimated cost for design and technical support.

The Fisheries Program encompasses a wide range of field and analytical activities to comply with the 15 Reasonable and Prudent Measures outlined in the 2000 Cachuma Project BiOp and the monitoring plan described in the 2000 Biological Assessment and FMP. These efforts include monitoring steelhead migration throughout the LSYR basin, dry-season snorkel surveys, redd surveys, habitat mapping, water quality monitoring, GIS database development, beaver dam monitoring, stream discharge measurements, integrated multivariate database development, report writing, and public outreach both locally and at professional fisheries meetings. The estimated total expenditures listed in Table 7 for these items was simply the remainder of the Trust Fund and Renewal Fund revenues after subtracting the allocated expenses from the Oak Tree Restoration Program spread across several required compliance tasks. These funds will be specifically used for: design work for pending Fish Passage Projects; required tributary project maintenance, monitoring and reporting; and genetic analyses of LSYR *O. mykiss* tissue samples. Any funds not used in the Oak Tree Restoration Program or the Quiota Creek Fish Passage Projects will revert to the Fisheries Program.

BETTERMENT FUND

For reference only, the Santa Barbara Water Agency shall provide \$100,000 per year into the Cachuma Betterment Fund that must be used for Cachuma Project related activities as specified in the 1996 Cachuma Project Member Unit Contracts between the County of Santa Barbara Water Agency and the Cachuma Project Member Units. The Cachuma Project Member Units and the Water Agency must mutually agree on the use of these funds. Representatives of the Betterment Fund convene an annual meeting not in association with the Trust and Renewal Funds annual meeting. Usage of the Betterment Funds since WY2012 and proposed usage in WY2017 are presented in Table 8.

Table 8: Betterment Fund usage since WY2012 and proposed usage in WY2017.

WY2012 (October 2011 - September 2012)		
Carryover from WY2011:		\$0
COMB USGS Santa Ynez River Gauging Program		\$75,000
BO and FMP Implementation Activities		\$15,000
Santa Barbara County USGS Santa Ynez River Gauging Program		\$10,000
		\$100,000
WY2013 (October 2012 - September 2013)		
Carryover from WY2012:		\$0
COMB USGS Santa Ynez River Gauging Program		\$75,000
BO and FMP Implementation Activities		\$15,000
Santa Barbara County USGS Santa Ynez River Gauging Program		\$10,000
		\$100,000
WY2014 (October 2013 - September 2014)		
Carryover from WY2013:		\$0
COMB USGS Santa Ynez River Gauging Program		\$75,000
BO and FMP Implementation Activities		\$15,000
Santa Barbara County USGS Santa Ynez River Gauging Program		\$10,000
		\$100,000
WY2015 (October 2014 - September 2015)		
Carryover from WY2014:		\$0
Possible Expenditures:		
COMB USGS Santa Ynez River Gauging Program		\$75,000
BO and FMP Implementation Activities		\$15,000
Santa Barbara County USGS Santa Ynez River Gauging Program		\$10,000
		\$100,000
WY2016 (October 2015 - September 2016)		
Carryover from WY2015:		\$0
Possible Expenditures:		
COMB USGS Santa Ynez River Gauging Program		\$75,000
BO and FMP Implementation Activities		\$15,000
Santa Barbara County USGS Santa Ynez River Gauging Program		\$10,000
		\$100,000
WY2017 (October 2016 - September 2017)		
Carryover from WY2016:		\$0
Possible Expenditures:		
COMB USGS Santa Ynez River Gauging Program		\$75,000
BO and FMP Implementation Activities		\$15,000
Santa Barbara County USGS Santa Ynez River Gauging Program		\$10,000
		\$100,000

CACHUMA OPERATION & MAINTENANCE BOARD

BOARD MEMORANDUM

Date:	June 27, 2016
Submitted by:	Janet Gingras

SUBJECT: Fiscal Year 2016-17 Elections and Appointments of
Cachuma Operation and Maintenance Board

SUMMARY:

Each year the Board conducts the annual election of new officers and votes on appointed positions to serve the Board for the upcoming fiscal year.

The newly elected officers and elected appointments will become effective July 1, 2016 and will remain in effect until June 30, 2017. The list below outlines the Officers to be elected at this time and the current positions held by members of the Board.

- a. Election of President
Currently Director Morgan
- b. Election of Vice-President
Currently Director White
- c. Appointment of ACWA/JPIA Representative and Alternate
Currently Director Morgan and Janet Gingras
- d. Appointment of General Counsel
Currently William Carter - Musick, Peeler & Garrett LLP
- e. Appointment of Secretary of the Board
Currently General Manager, Janet Gingras
- f. Appointment of Treasurer and Auditor-Controller
Currently General Manager, Janet Gingras

RECOMMENDATION:

The Board shall elect by nomination and by roll call vote one of its members to serve as President and one of its members to serve as Vice President.

The Board shall make each appointment by a motion and roll call vote of the Board.

LIST OF EXHIBITS:

N/A

CACHUMA OPERATION & MAINTENANCE BOARD

BOARD MEMORANDUM

Date:	June 27, 2016
Submitted by:	Dave Stewart
Approved by:	Janet Gingras

SUBJECT: Ortega Dam Underdrain Repair

SUMMARY:

While conducting routine monthly dam inspections, COMB Staff discovered water seeping along the downstream slope of Ortega Dam, approximately halfway up the bottom left abutment channel. Following several site inspections, U.S. Bureau of Reclamation (USBR) engineers concluded that water is emanating from the underdrain system's left outfall pipe, and the reservoir's underdrain must be repaired as soon as possible in order to bolster the stability of the abutment.

COMB promptly solicited proposals from qualified construction firms for the repair work. Peter Lapidus Construction, Inc. (Lapidus) returned the lowest responsive and responsible proposal. Lapidus proposes to complete the underdrain repair work for an amount not-to-exceed \$35,000.

FISCAL IMPACTS:

Funds from the current fiscal budget (contract labor) will be utilized to complete this project.

LEGAL CONCURRENCE:

N/A

ENVIRONMENTAL COMPLIANCE:

All necessary permits and environmental regulations have been addressed by the U.S. Bureau of Reclamation.

COMMITTEE STATUS:

The Operations Committee reviewed the Proposal at the June 24th Operations Committee meeting.

RECOMMENDATION:

Contingent upon the Operations Committee recommendation, authorize the General Manager to enter into a Professional Services Agreement with Peter Lapidus Construction, Inc. for an amount not-to-exceed \$35,000 for repair of the Ortega Dam underdrain.

LIST OF EXHIBITS:

- 1) Peter Lapidus Construction, Inc. Proposal

Peter Lapidus Construction, Inc.
Lic. #773908
PO Box 1262
Carpinteria, CA 93014
Phone/Fax (805) 745-1447/(805) 745-5957
Cellular (805) 280-2186
Peter@lapidusconstruction.com

Estimate

For: COMB

Date: 6-10-16

Location: Ortega Reservoir

Scope of work:

Pothole and expose leaking drain line as shown on plans provided and create access for camera.

Work expected to take 1 day.

Provide:

JD35D excavator

Generator

Submersable pump & discharge hose

Saw to cut pipe

One operator & one laborer

Crew truck

Mob \$400 one time

Cost per day \$2,250

Shoring not included if required.

All rented equipment and materials to be billed T&M cost plus 20%

Repair Work Budget

In the event we are requested to make repairs as shown on the plans or as necessary beyond the initial potholing and camera cut in the following cost will pertain to the work.

Excavate and expose additional length of pipe.

Install clean out.

Backfill and compact excavation.

All work to be performed on a time & materials basis per rates provided.

All equipment will be charged as rental per day.

All labor will be charged as hourly.

Any materials, rental or other cost including trucking and disposal will be billed at cost plus 20%.

We will provide

1 operators Foreman

2 operators

2 laborers

listed equipment

Mobilization which includes providing the cable to anchor and extract equipment and materials from the excavation site.

Hitachi 160LC excavator, hyd. bucket coupler, thumb, 24 - 60" bucket
John Deere 35 ZTS (mini ex)
Komatsu CD-60 crawler dump truck 360 degree rotating dumper
John Deere 544J articulated loader
crew truck, generator, pump, wacker
JD 310 sg tail hold pulley machine

The method we anticipate using is. The bulk excavation and backfill will be performed by Hitachi EX160 LC excavator. The spoils will be loaded in our Komatsu CD-60 crawler rotating dump truck. We will use the JD544J loader attached to a 1" cable running over a pulley attached to the JD 310SG backhoe to pull the crawler dumper up the dam face with the excavated materials. Backfill materials will be lowered in the reverse to fill the excavation. The JD 35 excavator will assist with exposing the pipe. Compaction will be performed using the compaction wheel on the excavator & a wacker around the pipe. It is unknown exactly how much material will need to be excavated or how far the repair will extend. The cost are for budgeting purposed and may vary depending on what the scope of work ultimately turns out to be. Additional equipment may become necessary to complete the repair.

Mobilization Cost \$4,400

***Equipment per 8 hr day \$4,084**

***Labor per 8Hr. Day \$3,432**

Work is estimated to take 4 days or less.

Estimated cost not including materials or trucking \$34,464

*If overtime is required the additional cost are:

Laborer \$22.60/hr

Operator \$30.84/Hr

Operator Foreman \$36/hr

Equipment will be prorated for additional time per day beyond 8 Hrs.

Prepared By Peter Lapidus

Peter Lapidus

Date

6/10/16

Signature of Acceptance _____

Date _____

CACHUMA OPERATION & MAINTENANCE BOARD

BOARD MEMORANDUM

Date:	June 27, 2016
Submitted by:	Dave Stewart
Approved by:	Janet Gingras

SUBJECT: **Lateral 3A Replacement Project**

SUMMARY:

Lateral 3A is a multi-joint pipe configuration contained inside a concrete vault that sits directly on top of the South Coast Conduit (SCC) located in the Upper Reach of the system. The vault houses a riser pipe (protruding through the concrete floor), a meter, a valve, and the lateral connection's associated piping. Although the lateral was originally constructed as an operational component of Goleta Water District's system, it was later converted for sole use as a blow-off structure on the SCC.

Sometime after Lateral 3A's conversion into a blow-off structure, a leaky riser pipe was discovered and temporarily repaired by placing mortar on the riser pipe and along the floor connection, eliminating any potential for leaking into the vault. Unfortunately, it has since been difficult to perform regular maintenance to the remaining components of the structure due to the fragile nature of the repair. In order to access the riser pipe, the entire vault which houses the lateral as well as three adjacent sections of the SCC must be removed, which will require a system shutdown. A new blow-off structure would then be constructed and installed in its place.

Preliminary surveying and topographic mapping of the area surrounding Lateral 3A is being performed by Cardenas and Associates Surveying, Inc. (Cardenas) under a time-and-materials contract for an amount not-to-exceed \$3,835. Respectively, Flowers & Associates, Inc. (Flowers) has proposed to accomplish the engineering design and bid phase of work for a total amount not-to-exceed \$28,900. Once the survey work is completed and reviewed, Flowers will design the replacement structure. The estimated cost for fabrication and installation of the replacement structure is \$100,000 which has been include in the fiscal year 2016-17 adopted budget.

FISCAL IMPACTS:

The current Fiscal Year 2015-16 Budget contains funding for the survey and engineering phases of work. The Fiscal Year 2016-17 Adopted Budget contains funding for completion of the project.

ENVIRONMENTAL COMPLIANCE:

COMB will obtain any necessary environmental permits through the appropriate regulatory agencies.

COMMITTEE STATUS:

The Operations Committee reviewed the Proposal at the June 24th Operations Committee meeting.

RECOMMENDATION:

Contingent upon the Operations Committee recommendation, authorize the General Manager to enter into a Professional Services Agreement with Flowers & Associates, Inc. in an amount not-to-exceed \$28,900 for engineering and design services on the Lateral 3A Replacement Project.

LIST OF EXHIBITS:

- 1) Flowers and Associates, Inc. proposal dated June 22, 2016

Robert T. Flowers
RCE 18324
Stephen G. Flowers
RCE 26192
Vernon E. Williams
RCE 33690
Alan H. Chierici

FLOWERS & ASSOCIATES, INC.

C I V I L E N G I N E E R S

201 NORTH CALLE CESAR CHAVEZ, SUITE 100, SANTA BARBARA, CA 93103

PHONE: 805.966.2224 • FAX: 805.965.3372

www.flowersassoc.com

W.O. 1413 Lat. 3A
Email

June 22, 2016

Janet Gingras, General Manager
Dave Stewart, Operations Manager
Cachuma Operations and Maintenance Board (COMB)
3301 Laural Canyon Road
Santa Barbara, CA 93105-2017

Subject: COMB Lateral 3A Abandonment

Janet and Dave:

As requested, this is to provide a proposal for engineering services for the subject project. The project consists of removal of the existing vault and several sections of the South Coast Conduit (SCC) and replacement with a standard blow-off structure.

Because of his extensive knowledge of COMB's facilities, Ric Craig will be our project manager for these services with input on design projects from Vern Williams, one of the company's three principals, who has worked as a consultant for COMB since the late 1980s. Other F&A staff members will be added to the team as warranted.

BASIS OF PROPOSAL

We have reviewed this project with Dave, examined the site and have determined the following as a basis for this proposal:

1. Our services for this project will generally consist of utilizing site information provided by a detailed survey to be provided by COMB under a separate contract with Cardenas and Associates Surveying, Inc. and facility construction information available from COMB to prepare Bid and Construction Documents. Pre-construction services are proposed to assist COMB with bidding and placement of the construction contract. A proposal for engineering services during construction can be provided at the end of the design phase.
2. We intend to borrow heavily from designs for similar projects completed for COMB in the past.
3. Bid/Contract documents will be as prepared for past COMB projects.

SCOPE OF SERVICES

With the above items as a basis and our experience with past projects for COMB, we propose the following scope of services for the following phases:

- A. Coordination with COMB and Surveyor
- B. Preparation and submittal of Preliminary Plans and Details
- C. Resolve review comments and update to Final Plans and Details
- D. Preparation of Specifications and Bid/Contract Documents
- E. Final update to Plans and Details
- F. Issue for Bids and Bid Administration
- G. Bid Evaluation and Recommendation for award

COMPENSATION

With the assumptions stated, we propose to complete the above described scope of services on a TIME AND MATERIALS basis not to exceed \$28,900. If it appears our services and compensation will exceed that stated we will request authorization for the increased scope and fees before proceeding.

Our services will be billed for at approximately monthly intervals in accordance with the attached Fee Schedule. Payment is due upon receipt of Statement and unpaid balances are subject to late charges.

SPECIFIC EXCLUSIONS

Specifically not included in the scope of services for this proposal are the following:

1. Construction Contract Administration, construction monitoring or observation. As discussed above these services could be provided as a fourth and final phase.
2. Surveying and/or geotechnical services.
3. Safety training and equipment.
4. Any involvement with hazardous waste including detection, evaluation, management and cleanup.

AGREEMENT BETWEEN CLIENT AND CONSULTANT

With COMB's authorization, we are ready to proceed under the PSA dated December 29, 2014 using our attached 2015 Fee Schedule.

Please contact the undersigned with any questions or comments. We appreciate your consideration of our firm as a consultant for these services.

Sincerely,
FLOWERS & ASSOCIATES, INC.

By: 
Vernon E. Williams, P.E.,
Vice-President

By: 
Richard G. Craig,
Resident Engineer

FLOWERS & ASSOCIATES, INC.

C I V I L E N G I N E E R S

Robert T. Flowers
RCE 18324
Stephen G. Flowers
RCE 26192
Vernon E. Williams
RCE 33690
Alan H. Chierici

201 NORTH CALLE CESAR CHAVEZ, SUITE 100, SANTA BARBARA, CA 93103

PHONE: 805.966.2224 • FAX: 805.965.3372

www.flowersassoc.com

FEE SCHEDULE

Effective January 1, 2015
Until Revised

<u>ENGINEERING SERVICES</u>	<u>HOURLY RATE</u>
Principal Engineer	\$185.00
Associate Engineer	\$170.00
Senior Engineer.....	\$152.00
Drainage Engineer	\$152.00
Resident Engineer.....	\$152.00
Water Resources Specialist.....	\$141.00
Project Manager.....	\$141.00
Design Engineer.....	\$131.00
Senior Inspector	\$131.00
CAD Designer	\$115.00
CAD Technician	\$105.00
Word Processor	\$ 95.00

EXPERT TESTIMONY

Expert Testimony, Deposition, Court Appearance and Research related thereto will be charged at 3.0 times the applicable hourly rate.

REIMBURSABLE EXPENSE

Prints, plots, and other expenses connected with the work will be charged at cost.

CONSULTANTS

Subcontracts administered by Flowers & Associates, Inc. will be charged at cost plus 10%.



Mission Statement:

“To provide a reliable source of water to our member agencies in an efficient and cost effective manner for the betterment of life in our communities.”

June 27, 2016

General Manager Report

The following summary provides the Board with information and an overview of progress on current COMB activities.

ACWA/JPIA Risk Assessment

Lee Patton, Senior Risk Management Consultant with ACWA Joint Powers Insurance Authority, conducted the annual risk assessment for COMB on Tuesday, June 21, 2016. In October 2013, ACWA/JPIA initiated its Commitment to Excellence Program outreach. This is a long-term effort to help JPIA's membership reduce the frequency and severity of liability, workers' compensation, and property loss claims. Under the Commitment to Excellence Program, Mr. Patton provided COMB information including “best practices resources” for staff to utilize in daily operational activities. ACWA/JPIA has selected water professionals from their members, representing all aspects of the water industry and regions of California, to participate in a Best Practices Focus Group. The Best Practices Focus Group was developed to assist the ACWA/JPIA with understanding successful methods used by the water industry to reduce third party claims, reduce losses, and improve system integrity and customer service.

Personnel

The recruitment / hiring / placement process has been actively underway for the position of Administrative Manager and Administrative Assistant I. The current Administrative Assistant will be transferring to the Operations Division to fill an administrative support vacancy within that division. COMB's lead operations field crew member recently accepted a position with the City of Santa Barbara. Recruitment for additional operations field personnel will occur over the next several weeks.

Cachuma Member Unit Managers Meeting

The Cachuma Member Unit Manager meeting is hosted monthly by the Santa Barbara County Water Agency and was held on Wednesday, June 1, 2016. The agenda topics included Cachuma Project remaining water estimates, Cachuma Member Unit draft planned supply and demand schedules, AECOM isolation protocol development status, the Emergency Pumping Facilities Project relocation update, and accounting for system losses.

COMB provided the draft schedule with projections obtained from the Member Agencies which included planned versus actual conveyance related to Cachuma project carryover water and state/supplemental water deliveries/balances as of May 31, 2016. A technical memo obtained from HDR provided an update on lake level forecasts and site 2 barge relocation status. AECOM provided a May 31st progress report on the development of protocols for system isolation.

Discussions continue regarding formulating a methodology for allocating the unaccounted for water in the system. Unaccounted for water is the difference between production and deliveries as shown on the monthly Cachuma Project Production and Use Report. Components comprising unaccounted for water include meter read timing, under-reading meters, evaporative losses from open reservoirs, treatment plant losses, natural toe drain losses, and general system losses. During times of increased storage in the lake, the unaccounted water has essentially been charged to lake storage. Per Reclamation, effective March 1, 2016, the unaccounted for water is being charged to the Member Agencies in order to balance out production and deliveries from the system. A proposed draft methodology continues to be discussed among the Member Agencies.

Operations Division Activities

- Drought Emergency Pumping Facility Project (EPFP)

The EPFP is currently operating at site one location with an approximate operational depth of seventeen feet. Water quality is the primary concern for that location and has been acceptable to date. The system has been operating at average flows of 19 mgd for the month of June. With the continued deliveries of state and supplemental water into the lake by the South Coast Member Agencies, along with moderate deliveries, the lake elevation has decreased only slightly during the past month.

The additional pipe extending to the site 2 location has been installed by Cushman Contracting and pipeline fusing has been completed. PG&E has completed the pole and transformer installation. Due to the Sherpa fire and conditions beyond our control, COMB gave notification to Cushman Contracting to delay the shutdown affiliated with the Emergency Pumping Facilities Project relocation by one week to June 29, 2016. Notification of the delay was provided to the Member Agencies, the County Water Agency, the Parent District and Reclamation. COMB staff has coordinated efforts for the change with the County Parks Department.

A Member Agency coordination meeting for the pending barge relocation schedule was arranged by Dan Ellison of HDR Engineering and held at COMB on Wednesday, June 1, 2016. The meeting was attended by Goleta Water District staff, the City of Santa Barbara Cater Treatment Plant staff and COMB personnel. Discussions included current project status, timing of planned construction activities with the Contractor, operational details on reservoir storage levels, distribution and confirmation of agency personnel contact list, and notifications in district service areas.

COMB received confirmation of additional funding in the amount of \$360,000 for the EPFP electrical services through the USBR Title 1 Drought Emergency Assistance funding. The current USBR-PG&E services contract expires January 2017, but will most likely be exhausted by the fall 2016 due to the increased electrical costs associated with the site 2 location. The extended contract will be effective through June 2017.

See Attachment (A) for Emergency Pumping Facility Project expenditure detail.

Fisheries Division Activities

The Adaptive Management Committee (AMC) provides technical support for the implementation of the 2000 Biological Opinion and Fish Management Plan. The AMC is chaired by Reclamation and is comprised of representatives from National Marine Fisheries Services (NMFS), California Department of Fish and Wildlife (CDFW), United State Fish and Wildlife Service (USFW), Cachuma Conservation Release Board (CCRB), SYRWCD (Parent District), SYRWCD ID#1, and the City of Lompoc. In conjunction with the implementation of the Biological Opinion and Fish Management Plan, COMB staff was invited to participate in (for technical information only) Reclamation-conducted AMC meetings during the months of April, May and June. The discussions have been primarily focused on environmental conditions within the river, the distribution and abundance of *O. mykiss*, flow scenarios, the Committee's concerns for fish and water resources, and immediate and longer-term potential actions during this critical drought period.

Hilton Creek (HC) is currently operated by Reclamation with gravity flows to the lower release point provided by Reclamation's HC Emergency Backup System, which was installed last year and completed in January. Flows to Hilton Creek have been averaging 1.01cfs while the outlet works flows have averaged 2.5cfs. In early May, Reclamation received concurrence from NMFS to reduce or eliminate the outlet works flows to the stilling basin and the 154 reach as a proactive measure to extend the period that water is available to release into the Santa Ynez River and Hilton Creek. The Hilton Creek releases were anticipated to increase incrementally due to the closure of the outlet works valve, but those increases were not revealed once the outlet works valve was closed. The outlet works valve continues to leak due to the valves not seating properly.

General Manager Report
June 27, 2016

As part of action item options discussed at recent meetings, Reclamation requested NMFS, CDFW and COMB Biology staff participate in a non-native fish removal operation at the stilling basin to provide a potential relocation site for the fish currently located in Hilton Creek. Those activities were conducted on Wednesday and Thursday, June 22nd and 23rd. Results of the operation will be provided at the Board meeting.

Respectfully Submitted,

Janet Gingras

General Manager

CACHUMA OPERATION AND MAINTENANCE BOARD

MEMORANDUM

DATE: June 27, 2016
TO: Janet Gingras, General Manager
FROM: Dave Stewart, Operations Division Manager
RE: MONTHLY OPERATIONS DIVISION REPORT

Operations

The Annual Work Plan sets forth all activities necessary to ensure system reliability. Consistent with the Plan, Operation and Maintenance staff performs routine maintenance on the distribution and storage system. Staff continually endeavors to improve the system, address deficiencies and identify items to be included in the Infrastructure Improvement Plan (IIP).

Lake Cachuma Operations

The total flow from Lake Cachuma into the Tecolote Tunnel for May was 1333.3 acre-feet, for an average daily flow of 43 acre-feet. Lake elevation was 664.78 feet at the beginning of the month and 664.32 feet at the end. Storage change decreased 409 acre-feet. CCWA wheeled 1309.2 acre-feet of water to Cachuma Project facilities.

Operation and Maintenance Activities

COMB Staff regularly performs the following duties:

- Weekly Safety meetings
- Weekly Rodent Bait (all reservoirs)
- Weekly Toe Drain and Piezometer reads at Ortega (L23)
- Dam inspection and reports (all reservoirs)
- Structure maintenance per Work Plan
- USA Dig Alert – Responded as necessary to alerts
- Pesticide report to County of Santa Barbara
- Operational tests of generators at the North Portal and at Lauro Yard
- Inspection of fire extinguishers
- Read anodes and rectifier data
- Water samples taken at Lake Cachuma
- Meter calibration and flushing performed on all Venturi meters
- Clean up, Inspection, and tool Inventory of all vehicles
- Clean up and organize service yard and all buildings

Weekly Safety Meetings:

The primary purpose of the weekly safety meetings is to continue educating staff on safe practices in the field and on-site. In the safety meetings, staff is urged to ask questions regarding the topic being discussed and to think of related examples, as well as how the incident may have been prevented. Regular safety meetings help staff to be constantly aware of safety practices while on the job. The following topics were reviewed this past month:

- ✓ Vehicle Safety
- ✓ Managing Stress
- ✓ Heat Stress Prevention
- ✓ Seat Belt Safety

The COMB Operations Division performed the following activities:

- COMB engaged MNS Engineers, Inc. to survey the North Portal Intake Tower access road.
- COMB employed Cardenas and Associates Surveying, Inc. to survey Lateral 3A and produce topographical maps of the vault and the features immediately surrounding it.
- Operations Staff continues to monitor the seepage water weeping out of the asphalt drainage canal at Ortega Reservoir Dam abutment, which was originally discovered by COMB personnel.
- Operations Staff assisted USBR representatives in an investigation to determine the cause of the ongoing seepage described above. Using a “push” style camera, a partial inspection of the dam’s underdrain system was achieved. In doing so, it was determined that one leg of the underdrain system is blocked, causing the water to back up and seep through to the surface. COMB and USBR are currently collaborating on a repair solution and more information will be provided as it becomes available (Pictures Below).
- To ensure the safety of the South Coast Conduit during relocation of the EPFP Barge, COMB personnel exercised all Air vents from the South Portal all the way to the Lauro yard. The exercised AVAR’s are located at stations: 635+06, 619+34, 608+98, 569+30, 525+36, 511+46, 505+05, 498+97, 163+90, 131+54, and 43+95 (Pictures Below).
- All Lateral structures on the northern section of the South Coast Conduit were inspected. Those stations include: 108+30, 122+20, 153+50, 165+60, 180+13, 190+30, 202+97, 215+00, 358+50, 379+00, 396+50, 408+40, 424+00, 436+25, 468+59, 498+97, 514+56, 535+20, 547+41, and 580+98.
- Annual defensible space clearing was completed at Lauro reservoir and surrounding areas. This task involves the clearing and removal of vegetation within designated areas, as noted by the County Fire Department, to meet defensible space requirements.
- CALFIRE was on-site at COMB for 4 days performing brush clearing and weed abatement at Lauro reservoir and yard (Pictures Below).
- The Montecito / Carpinteria Boundary meter was inspected and cleaned. The fan in PLC cabinet was also replaced.

- During an inspection at the Goleta West vault, a load test was performed on the battery backup system. A new battery backup was installed to ensure adequate power is continuously maintained in the chance of a power grid failure.
- An Operations SCADA modem failed this month. A temporary repair was made to restore and maintain communication until a replacement can be installed.
- Operations Staff continually inspects all sites, reservoirs, and the entirety of the South Coast Conduit for items to add to the Infrastructure Improvement Plan (IIP) as future projects.

Additionally, Operations Staff has been involved in activities related to the EPFP, implementation of the IIP, and detailed investigation of the Lower Reach's AVAR conditions.

Current IIP projects include:


- Air Vacuum Air Release (AVAR) Valve and Blow-off Structure Rehabilitation & Replacement
- Lauro Stop Valve Replacement
- Development of Protocols for System Isolation
- 2016 Watershed Sanitary Survey Update
- North Portal Access Road
- North Portal Jet Flow Control Valve
- Lauro Tunnel Pipe Supports
- Lateral 1 Meter Replacement

Pictures

Camera Inspection of Ortega Reservoir Underdrain




Operations Crew Removing a Fallen Tree at Lauro Yard



CALFIRE



Brush Clearing to Improve AVAR Accessibility



CACHUMA OPERATION & MAINTENANCE BOARD

BOARD MEMORANDUM

Date:	June 27, 2016
Submitted by:	Tim Robinson
Approved by:	Janet Gingras

SUBJECT: Resolution No. 613 - Quiota Creek Crossing No. 4 Fish Passage Improvement Project

SUMMARY:

COMB was awarded a 2015 CDFW-FRGP Grant for \$938,295 with a COMB construction match of \$50,000 to replace the concrete low flow crossing at Quiota Creek Crossing 4 with a bridge. The design consists of a 54-foot bottomless arched culvert with four wing walls and rock slope protection for bridge foundation scour protection. The stream channel will be graded to an even slope through the project area to match upstream and downstream conditions. The COMB Board accepted the CDFW-FRGP grant through Resolution No. 611 on March 28, 2016. The total project cost is estimated to be \$1,116,496 and is schedule to be constructed in the fall of 2016 pending Board approval, final design approval and permit acquisition.

FINANCIAL IMPACT:

Estimated COMB services (staff salaries) at \$68,420 and operating expenses (permit fees, engineering oversight, record drawings) at \$43,059, and administrative overhead of \$16,722 for a total of \$128,201. CDFW-FRPG grant funding totals \$938,295 with a COMB construction match of \$50,000. Total cost of project is estimated to be \$1,116,496 and is scheduled for construction in Fiscal Year 2016-17.

LEGAL CONCURRENCE:

COMB legal counsel has reviewed and approved the CDFW-FRGP grant agreement.

ENVIRONMENTAL COMPLIANCE:

All permits will be acquired as needed and complied with throughout the project.

COMMITTEE STATUS:

The Fisheries Committee reviewed Quiota Creek Crossing No. 4 Project and forwards to the Board with a recommendation to approve the project through adoption of Resolution No. 613.

RECOMMENDATION:

Board adopt Resolution No. 613 for implementation of the Quiota Creek Crossing No. 4 Project.

LIST OF EXHIBITS:

- 1) Resolution No. 613

RESOLUTION NO. 613

**RESOLUTION OF THE GOVERNING BOARD OF THE
CACHUMA OPERATION & MAINTENANCE BOARD APPROVING EXPENDITURES
FOR THE CONSTRUCTION OF THE FISH PASSAGE IMPROVEMENT AT QUIOTA
CREEK CROSSING NUMBER 4**

WHEREAS, the Cachuma Operation & Maintenance Board (“COMB”) is a joint powers authority and public entity, organized and existing in the County of Santa Barbara in accordance with Government Code Section 6500 et seq., and operating pursuant to the 1996 Amended and Restated Agreement for the Establishment of a Board of Control to Operate and Maintain the Cachuma Project - Cachuma Operation And Maintenance Board, dated May 23, 1996 (“Amended and Restated Agreement”), as amended by an Amendment to the Amended and Restated Agreement made effective September 16, 2003 (collectively the “Joint Powers Agreement”); and

WHEREAS, COMB operates and maintains Cachuma Project facilities pursuant to a Transfer of Operation and Maintenance Contract with the United States Bureau of Reclamation; and

WHEREAS, the Member Agencies of COMB consist of the City of Santa Barbara, the Goleta Water District, the Montecito Water District, the Carpinteria Valley Water District (collectively herein the “South Coast Member Agencies”), and the Santa Ynez River Water Conservation District, Improvement District No. 1 (“ID No. 1”); and

WHEREAS, in August, 1997, the National Marine Fisheries Service (“NMFS”) listed anadromous steelhead in the Southern California Evolutionarily Significant Unit, including the Santa Ynez River downstream of Bradbury Dam, as an endangered species under the federal Endangered Species Act, and completed and issued on September 11, 2000, a Biological Opinion relative to Cachuma Project operations as they relate to steelhead; and

WHEREAS, COMB is committed to implement and cooperate in operations and other management actions designed to protect and enhance habitat conditions for steelhead in the Santa Ynez River and its tributaries downstream of Bradbury Dam; and

WHEREAS, the fish passage improvements at Crossing Number 4 on Quiota Creek, a tributary to the Lower Santa Ynez River, will provide improved access to the perennial reaches of Quiota Creek and restore habitat to enhance conditions for steelhead (the “Project”). The Project will replace an existing “at-grade” Arizona-type concrete crossing with a 54-foot prefabricated concrete bottom-less arched culvert (or bridge). The new bridge system will consist of an internal span of 54 feet and rise approximately 12 feet. A single 18-foot wide lane road surface will be constructed over the top of the arch of the bridge connecting to the existing County road surface; and

WHEREAS, COMB has prepared a detailed Scope of Work with specific tasks to be performed, a schedule of completion and a detailed budget that will be used for selection of a construction contractor and construction management of the Project; and

WHEREAS, final approval of the Project’s 100% design drawings (produced by HDR Fisheries Design Center) by the California Department of Fish and Wildlife (“CDFW”), NMFS fish passage engineers and Santa Barbara County is expected in the early Summer 2016. The bulk of the on-the-ground construction activities for the Project will be accomplished by a hired contractor who will be determined through a competitive bidding process using a pre-approved CDFW-qualified contractor list. Pending obtaining all necessary permits, the Project will be constructed in the late Summer/Fall (September – December) 2016, and is expected to take approximately 75 days to complete; and

WHEREAS, COMB estimates that the total expenditures for the Project would be approximately One Million One Hundred Sixteen Thousand Four Hundred Ninety-Six Dollars (\$1,116,496), which would include a significant amount of state grant funding, along with Warren Act funding, assessments to Member Agencies and a construction match of \$50,000; and

WHEREAS, in 2015, COMB was awarded Nine Hundred Thirty-Eight Thousand Two Hundred Ninety-Five Dollars (\$938,295) in CDFW-Fisheries Restoration Grant Program (“FRGP”) funding (the “Grant”); and

WHEREAS, on March 28, 2016, the COMB Governing Board approved Resolution 611 accepting the Grant to fund a significant portion of the total expenditures necessary for the Project; and

WHEREAS, on May 6, 2016, the Project was reviewed and considered by COMB’s Fisheries Committee; and

WHEREAS, the Governing Board desires to authorize and approve the total expenditures for the Project.

NOW, THEREFORE, BE IT RESOLVED BY THE GOVERNING BOARD OF COMB AS FOLLOWS:

1. The Governing Board finds and determines that the facts set forth in the above recitals and in the documents referenced herein are true and correct.
2. The Governing Board supports the Fish Passage Improvements on Quiota Creek, including the Project at Crossing 4, which are considered essential to the steelhead restoration effort in the Lower Santa Ynez River.
3. The Governing Board approves and authorizes the requested expenditure for the Project.
4. The Governing Board further authorizes COMB’s officers and staff, including the General Manager, to continue to do all things necessary and appropriate, including, but not limited to, execution and delivery of necessary documents, the obtaining of applicable permits, and any other actions to construct and implement the Project using the approved expenditures.
5. This Resolution shall take effect immediately.

PASSED, APPROVED AND ADOPTED by the Governing Board of the Cachuma Operation and Maintenance Board, this 27th day of June 2016, by the following roll call vote:

Ayes:

Nays:

Abstain:

APPROVED:

President of the Governing Board

ATTEST:

Secretary of the Governing Board

CACHUMA OPERATION AND MAINTENANCE BOARD

BOARD MEMORANDUM

DATE: June 27, 2016
TO: Janet Gingras, General Manager
FROM: Tim Robinson, Fisheries Division Manager
RE: **MONTHLY FISHERIES DIVISION REPORT**

HIGHLIGHTS:

- An operation coordinated by Reclamation to remove non-native fish from the Stilling Basin was conducted in collaboration with NMFS on 6/22/16 and 6/23/16. Further details will be provided at the COMB Board meeting as this operation will take place after Board packet materials were distributed.
- The Hilton Creek Emergency Backup System (HCEBS) currently is delivering water to Hilton Creek by gravity flow at a flow rate of approximately 0.9 cfs according to the USBR Daily Operations Reports.

In compliance with the 2000 Cachuma Project Biological Opinion (BiOp) (NMFS, 2000) and as described in the 2004 Lower Santa Ynez River Fish Management Plan (SYRTAC, 2000) and the Monitoring Program in the 2000 Revised Biological Assessment (BA), the Cachuma Project Biology Staff (CPBS) conducts routine monitoring of steelhead/rainbow trout and their habitat on the Lower Santa Ynez River (LSYR) below Bradbury Dam. The following is a list of activities carried out by CPBS since the last COMB Board Fisheries Division Report that has been broken out by categories.

LSYR Steelhead Monitoring Elements:

Lake Profiles: Lake Cachuma water quality measurements (temperature, dissolved oxygen concentration solids and turbidity) at one meter intervals from the surface to the bottom of the lake (Lake Profile) are taken once a month, normally from April through December at the Hilton Creek Watering System (HCWS) intake barge. This is considered to be near the deepest point in the lake and allows for monitoring of lake stratification, water quality conditions at the intake level for the HCWS and lake-turnover. Due to the drought and the need to carefully monitor Lake Cachuma, lake profiles are being taken monthly throughout the year.

Cachuma Lake Oak Tree Restoration Program: COMB staff, with guidance from the hired professional arborist, continues to implement the Program and has successfully conducted all management actions as required. An update of the project is provided in a separate Board memo.

Stilling Basin Non-Native Species Removal Effort: The Adaptive Management Committee (AMC) requested that Reclamation work with the National Marine Fisheries Services (NMFS) to remove as best as possible non-native fish from the Stilling Basin just downstream of Bradbury Dam prior to the initiation of Water Rights 89-18 releases. Reclamation requested the assistance of the Fisheries Division to provide biologists to assist in seining the Stilling

Basin in a cooperative effort between Reclamation, NMFS and California Department of Fish and Wildlife (CDFW) staff. The two day operation has been scheduled for 6/22/16 and 6/23/16. Details of the operation will be presented at the Board meeting since the Board packet was distributed prior to the conclusion of the operation.

Tributary Project Updates:

Quiota Creek Crossing 0A: COMB received a 2014 CDFW-FRGP Grant for \$671,635 with a landowner construction match of \$50,000. The project and funding was discussed at the 3/1/16 Fisheries Committee and the COMB Board accepted the grant on 3/23/15. Staff and HDR have met several times with the two landowners associated with the project. The downstream landowner at Crossing 0A is in full agreement with the project and designs whereas the upstream landowner at Crossing 0B has declined the project. All resources have now been shifted to Crossing 0A which we plan to construct this fall 2016 pending design approval and acquiring permits. Designs have been submitted to the County and CDFW-NMFS for comment. All permits have been submitted.

Quiota Creek Crossing 4: COMB was awarded a 2015 CDFW-FRGP Grant on 3/30/15 for \$938,295 with a COMB construction match of \$50,000. The project and funding was discussed at the 3/1/16 Fisheries Committee and accepted by the COMB Board on 3/28/16. The project is moving forward as quickly as possible with the intent to go to construction in the fall of this year. Designs have been submitted to the County and CDFW-NMFS for comment. All permits have been submitted.

Quiota Creek Crossing 5: As discussed and recommended by the COMB Board on 3/7/16, staff submitted a 2016 CDFW-FRGP Grant on 3/11/16 for \$893,287 with a COMB construction match of \$50,000. If funded, the project would most likely be built in the fall of 2017 pending design approval and permit acquisition.

Quiota Creek Crossing 8: This project and the required Cooperative Agreement with the County was discussed at the 5/4/16 Fisheries Committee meeting with a recommendation to the Board to move forward with the project. The Board approved the Cooperative Agreement with the county for this project during their 5/23/16 meeting. The Agreement will now be reviewed by the County in July by the Board of Supervisors.

Salsipuedes Creek – Jalama Road Fish Ladder: There has been no action on the suggested repairs to this project.

El Jaro Creek – Cross Creek Ranch Fish Passage Facility: There has been no action on the suggested repairs to this project.

Hilton Creek Watering System (HCWS) Repairs and Upgrades plus the Hilton Creek Emergency Backup System (HCEBS)

The HCWS and HCEBS are owned, operated and maintained by USBR. The HCEBS was completed at the end of January. An additional contract modification (Mod-005) is in process to have the contractor install security fencing and lighting for the HCEBS. With this system fully operational, USBR can now work on identified repairs to the HCWS which will be scheduled soon.

Surcharge Water Accounting

The following table summarizes the amount of Surcharge water used to date from each of the three accounts at the end of last month (Table 1). All numbers come from USBR's Daily Operations

Report. The start time for the use of the Surcharge Water Accounts was 5/27/11, or the last day of full surcharge. As of May 2012, all of the Fish Rearing Account waters have been used and USBR is now using Project Yield to meet BiOp target flows. A WR 89-18 release began on 7/15/13 and ended on 12/2/13, another began on 8/18/14 and ended on 11/11/14, and the 2015 WR 89-18 release started on 8/3/15 and ended on 9/26/15. During these releases, no Fish Rearing releases are debited as WR 89-18 releases are used conjunctively with fish flows under the Cachuma Project Settlement Agreement. The Adaptive Management Committee (AMC) called for two releases from the Adaptive Management Account (AMA), 35 acre-feet in October 2012 and 114 acre-feet in June 2013. What remains of the AMA is 351 acre-feet. There have been no releases from the Fish Passage Supplementation Account (FPSA). Determination of critical drought and the associated accounting and possible usage of the AMA and FPSA have not been finalized and approved by NMFS hence is not reflected in Table 1.

Table 1: Summary of the surcharge water accounting and use of Project Yield.

Accounts*	Allocation	Amount Used**	Amount Remaining
Units:	(acre-feet)	(acre-feet)	(acre-feet)
Fish Passage Supplementation	3,200	0	3,200
Adaptive Management	500	149	351
Fish Rearing***	5,484	5,484	0
Project Yield		14,863	
Total:	9,184	20,496	3,551
* Originally was 9,200 af, 8,942 af in 2008 and 9,184 af in 2013.			
** Values as of 5/31/16.			
*** This water is for meeting required target flows. This is not an official account and is what remains after subtracting the other two accounts.			

Reporting / Outreach / Training

Reporting: Staff continues to work on the draft 2013 and 2014 Annual Monitoring Reports. Staff has been providing information to USBR as requested in support of the recent Adaptive Management Committee meetings.

Outreach and Training: Staff continues to work with Quiota Creek and Salsipuedes Creek watershed landowners, interested parties within the Santa Ynez Valley and the County on a variety of fisheries related issues.

Consultant Activity Summary:

HDR Fisheries Design Center (Mike Garelo) – Design and reporting work for the Quiota Creek Crossings 0, 4, 5 and 8 projects.

Stetson Engineers (Ali Shahroody) – Santa Ynez River hydrological analyses.

Cardno (Jean Baldrige) – BiOp compliance tasks and support.

Hanson Environmental (Chuck Hanson) – BiOp compliance tasks and support.

COM3 Consulting (Gerald Comati) – Quiota Creek Crossing 8 CalTrans grant application.

CACHUMA OPERATION & MAINTENANCE BOARD

BOARD MEMORANDUM

Date:	June 27, 2016
Submitted by:	Tim Robinson and Scott Volan
Approved by:	Janet Gingras

SUBJECT: Lake Cachuma Oak Tree Restoration Program

SUMMARY:

Maintenance

This memorandum on the Lake Cachuma Oak Tree Restoration Program reflects maintenance completed since June 1, 2015 to the present (6/1/15 – 6/27/16, Table 1). Labor and expenses for the entire fiscal year (July 2015 - June 2016) as well as water usage will be tracked separately but not reported as recommended by the COMB Board Lake Cachuma Oak Tree Committee. COMB staff continues to rely on the Fisheries Division seasonal employees to conduct the majority of oak tree work in the field. The inventory of all trees planted has been presented to the Lake Cachuma Oak Tree Committee at its 2/25/16 meeting as well as the 2015 Lakeshore Survey, which sets the mitigation number for 2015. Both the 2014 Annual Report and 2015 Lakeshore Survey have been completed and distributed to the COMB Board.

Table 1: Cachuma Oak Tree Program completed tasks since 6/1/15.

	June 2015	July 2015	August 2015	Sept 2015	Oct 2015	Nov 2015*	Dec 2015*	Jan 2016	Feb 2016**	March 2016	April 2016	May 2016	June 2016
Year 8 Oaks (2015-2016)							New Trees Gopher Baskets Fert/Comp Deer Cages Mulch/Irrigated	New Trees Gopher Baskets Fert/Comp Deer Cages Mulch/Irrigated	New Trees Gopher Baskets Fert/Comp Deer Cages Mulch/Irrigated	Irrigated Weeded	Irrigated	Irrigated Weeded	
Year 7 Oaks (2014-2015)	Irrigated Weeded Cage maint.	Irrigated Weeded Cage maint.	Irrigated Weeded Cage maint.	Irrigated Weeded Cage maint.	Irrigated Weeded				Weeded Mulched	Irrigated Mulched Weeded	Irrigated Weeded		Irrigated Weeded Mulched
Year 6 Oaks (2010-2011)	Cage maint.				Weeded Mulched							Irrigated Weeded	
Year 5 Oaks (2009-2010)					Irrigated Fertilized								
Year 4 Oaks (2008-2009)						Irrigated Fertilized Cage maint.				Cage maint.		Irrigated	
Year 3 Oaks (2007-2008)						Irrigated Fertilized Cage maint.				Cage maint.		Irrigated	
Year 2 Oaks (2006-2007)	Irrigated Weeded					Fertilized						Irrigated	
Year 1 Oaks (2005-2006)	Irrigated Weeded					Fertilized							Irrigated

*November and December work included annual oak tree inventory

**February work included Year 8 oak tree inventory

The planting of new oak trees (Year 8) during the fall of 2015 and winter of 2016 was completed in February. Approximately 807 new oak trees were planted. The Fisheries Division completed another round of irrigation, mulching and weeding of the Year 7 oak trees in June. Maintenance has included irrigating, weeding, mulching, and cage maintenance at multiple locations. The California Conservation Corps (CCC) conducted weed whacking, hand weeding, road maintenance (clearing vegetation for fire prevention) and mulching at

Storke Flat (Exhibit A). The Fisheries Division has been running two separate watering crews in order to meet the needs of so many oak trees in the ground. They have been using the existing water truck/trailer, as well as a rent-to-own 2,000 gallon water truck. The rent-to-own water truck was used for one week to ensure everything was in working order and that this particular truck was appropriate for the irrigation demands of the program.

FINANCIAL IMPACT: Tracked but not included.

LEGAL CONCURRENCE: N/A

ENVIRONMENTAL COMPLIANCE: N/A

COMMITTEE STATUS: N/A

RECOMMENDATION: For Board information only.

LIST OF EXHIBITS:




Exhibit A: Lake Cachuma Oak Tree Restoration Program at Storke Flat showing the CCC (a) arrival and set-up, (b) weed whacking around oak tree cages (c) weed whacking access roads, and (d) mulching Year 7 trees.

15-16 ENTITLEMENT

**CACHUMA OPERATION AND MAINTENANCE BOARD
WATER PRODUCTION AND WATER USE REPORT
FOR THE MONTH OF MAY 2016 AND THE WATER YEAR TO DATE**

(All in rounded Acre Feet)

	MONTH TOTAL					YTD TOTAL
WATER PRODUCTION:						
Cachuma Lake (Tec. Diversion)	1,333					8,955
Tecolote Tunnel Infiltration	149					580
Cachuma Lake (County Park)	2					13
State Water Diversion Credit	946					3,825
Bishop Ranch Diversion	100					100
Meter Reads	360					5,120
So. Coast Storage gain/(loss)	16					14
Total Production	1,484					9,547
Total Deliveries	1,421					9,059
Unaccounted-for	63					488
% Unaccounted-for	4.26%					5.11%
	GWD	SB CITY	MWD	CVWD	SYRWCD	TOTAL
WATER USE:						
					I.D. #1	
M&I	0	0	228	47	2	277
Agricultural	0	0	25	57	0	82
	0	0	253	104	2	359
Unaccounted Reconciliation~						
M&I	15	28	12	3	0	58
Agricultural	0	0	2	3	0	5
Total	15	28	267	110	2	422
Same Mo/prev. yr	777	826	0	310	2	1,915
M&I Yr to date	1,066	1,924	1,265	188	11	4,454
Ag. Yr to date	413	0	137	249	0	799
TOTAL YTD	1,479	1,924	1,402	437	11	5,253
USAGE % YTD	68.2%	43.7%	40.2%	37.5%	20.2%	46.2%
Previous Year/YTD	1,585	1,172	0	483	14	3,254
Evaporation #	0	0	0	0	0	0
Evaporation, YTD	0	0	0	0	0	0
Entitlement ***	0	0	0	0	0	0
Carryover	2,168	4,399	3,486	1,165	56	11,274
Carryover Balances Spilled YTD	0	0	0	0	0	0
Surplus^^	0	0	0	0	0	0
State Water Exchange^	0	0	0	0	0	0
Unaccounted credit (SWP report)~	32	73	0	0	0	105
Transfers/Adjustment	0	0	0	0	0	0
Passthrough H2O**	0	0	0	0	0	0
TOTAL AVAILABLE	2,168	4,399	3,486	1,165	56	11,379
REMAINING BALANCE	721	2,548	2,084	728	45	6,126

*** Per USBR advisory letter dated 7/2/2015 to SB County, zero (0) of entitlement allocated.

** City is operating under pass through mode declared November 2008.

State Water Deliveries for May Lake Cachuma were: MWD 0 AF; CVWD 0 AF
GWD 783 AF (Morehart 3 AF); City of S.B. 522 AF; and LaCumbre 0 AF; (Ratheon 1 AF).

^ Per SWP Exchange Agrmt GWD received 0 AF; MWD received 0 AF;
City of SB received 0 AF; and CVWD received 0 AF from ID#1 in May 2016.

Per USBR email dated 12/23/2015, evap charged to unallocated water.

~ Unaccounted water - (May 63 AF) (Once concurrence on methodology is reached, accounts will be reconciled)
(Est. 7 AF Lauro Evap @ SCMU entitlement)
(Cater Treatment Plant Losses @ 2% of Cater Influent - 17 AF)(Calc @ percentage of 3 SCMU deliveries)
(Ortega Toe Drain = 1 AF - MWD/CVWD)
(Remaining Pipe Loss= 38 AF)

CACHUMA OPERATION AND MAINTENANCE BOARD
WATER STORAGE REPORT

MONTHS

April 2016

May 2016

GLEN ANNIE RESERVOIR

Capacity at 385' elevation:	518	AF	
Capacity at sill of intake at 334' elevation:	21	AF	
Stage of Reservoir Elevation	333.00	Feet	333.00
Water in Storage	21.82	AF	21.82

LAURO RESERVOIR

Capacity at 549' elevation:	600	AF	
Capacity at sill of intake at 512' elevation:	84.39	AF	
Stage of Reservoir Elevation	546.30	Feet	547.30
Water in Storage	535.60	AF	555.99

ORTEGA RESERVOIR

Capacity at 460' elevation:	65	AF	
Capacity at outlet at elevation 440':	0	AF	
Stage of Reservoir Elevation	446.80	Feet	445.90
Water in Storage	18.90	AF	16.11

CARPINTERIA RESERVOIR

Capacity at 384' elevation:	45	AF	
Capacity at outlet elevation 362':	0	AF	
Stage of Reservoir Elevation	376.70	Feet	375.90
Water in Storage	27.27	AF	25.47

TOTAL STORAGE IN RESERVOIRS

	581.77	AF	597.56
Change in Storage	45.65	AF	15.79

CACHUMA RESERVOIR*

Capacity at 750' elevation:	184,121	AF	
Capacity at sill of tunnel 660' elevation:	24,281	AF	
Stage of Reservoir Elevation	664.78	Feet	664.32
Water in Storage	28,399	AF	27990
Surface Area	893		887
Evaporation	543.4	AF	629.7
Computed Inflow	294.0	AF	380.9
Downstream Release WR8918	0.0	AF	0
Fish Release (Hilton Creek)	66.4	AF	60.2
Outlet	154.6	AF	102.8
Spill/Seismic Release	0	AF	0
State Project Water	1283.2	AF	1309.2
Change in Storage	-378	AF	-409
Tecolote Diversion	1,208.4	AF	1333.3

May Data

Rainfall: **Month:** 0.36 **Season:** 11.63 **Percent of Normal:** 59%

SUMMARY OF WATER USED
CACHUMA PROJECT - CONTRACT #175R-1802

Contract Year: 10/1/15 to: 9/30/16

Contract Entity: Carpinteria Valley Water District
 Last updated by C.O.M.B. 5/31/16

Month	Approved Schedule Current Year		Carryover Previous Year	TOTAL WATER USED				WATER USED CHARGED TO CARRYOVER BALANCES				WATER USED CHARGED TO CURRENT ENTITLEMENT	
	M & I	Agr		Total	Evap	Div	Total	M & I	Allocation	Agr	Total	M & I	Agr
Oct	56	84	140	0	140	140	56	84	0	84	0	0	0
Nov	20	32	52	0	52	52	20	32	0	32	0	0	0
Dec	47	60	107	0	107	107	47	60	0	60	0	0	0
Jan	0	0	0	0	0	0	0	0	0	0	0	0	0
Feb	0	0	0	0	0	0	0	0	0	0	0	0	0
Mar	1	0	1	0	1	1	0	0	0	0	0	0	0
Apr	27	0	27	0	27	27	27	0	0	0	0	0	0
May	50	60	110	0	110	110	50	60	0	60	0	0	0
Jun	0	0	0										
Jul	0	0	0										
Aug	0	0	0										
Sep	0	0	0										
Total	201	236	437										

Month	STORAGE WATER		CONVERSIONS		CURRENT SCHEDULE		SCHEDULE AND REVISIONS	
	M & I	Agr	M & I	Agr	M & I	AG	M & I	AG
Oct	0	0	0	0	0	0	0	0
Nov	0	0	0	0	0	0	0	0
Dec	0	0	0	0	0	0	0	0
Jan	0	0	0	0	0	0	0	0
Feb	0	0	0	0	0	0	0	0
Mar	0	0	0	0	0	0	0	0
Apr	0	0	0	0	0	0	0	0
May	0	0	0	0	0	0	0	0
Jun	0	0	0	0	0	0	0	0
Jul	0	0	0	0	0	0	0	0
Aug	0	0	0	0	0	0	0	0
Sep	0	0	0	0	0	0	0	0
Total			1,165	600	1,165	565		

Month	REMAINING BALANCES		SCHEDULE AND REVISIONS	
	M & I	AG	M & I	AG
Oct	544	481	0	0
Nov	524	449	0	0
Dec	477	389	0	0
Jan	477	389	0	0
Feb	477	389	0	0
Mar	477	389	0	0
Apr	450	389	0	0
May	400	329	0	0
Jun				
Jul				
Aug				
Sep				
Total	1,025	481	0	0

TOTAL 728

SUMMARY OF WATER USED
CACHUMA PROJECT - CONTRACT #175R-1802

Contract Year: 10/1/15 to: 9/30/16

Contract Entity: City of Santa Barbara
 Last updated by C.O.M.B. 5/31/16

Month	TOTAL WATER USED		WATER USE CHARGED TO CARRYOVER BALANCES				WATER USE CHARGED TO CURRENT ENTITLEMENT	
	M & I	Agr	Evap	Div	Total	M & I	Agr	Total
Oct	667	0	0	667	667	667	0	0
Nov	487	0	0	487	487	487	0	0
Dec	447	0	0	447	447	447	0	0
Jan	34	0	0	34	34	34	0	0
Feb	85	0	0	85	85	85	0	0
Mar	131	0	0	131	131	131	0	0
Apr	0	0	0	0	0	0	0	0
May	0	0	0	0	0	0	0	0
Jun	0	0	0	0	0	0	0	0
Jul	0	0	0	0	0	0	0	0
Aug	0	0	0	0	0	0	0	0
Sep	0	0	0	0	0	0	0	0
Total	1,851	0			1,851			

Month	STORAGE WATER		CONVERSIONS		CURRENT SCHEDULE		SCHEDULE AND REVISIONS	
	M & I	Agr	M & I	Agr	M & I	Agr	M & I	Agr
Oct	0	0	0	0	0	0	0	0
Nov	0	0	0	0	0	0	0	0
Dec	0	0	0	0	0	0	0	0
Jan	0	0	0	0	0	0	0	0
Feb	0	0	0	0	0	0	0	0
Mar	0	0	0	0	0	0	0	0
Apr	0	0	0	0	0	0	0	0
May	0	0	0	0	0	0	0	0
Jun	0	0	0	0	0	0	0	0
Jul	0	0	0	0	0	0	0	0
Aug	0	0	0	0	0	0	0	0
Sep	0	0	0	0	0	0	0	0
Total					4,399	4,399		

Month	REMAINING BALANCES	
	M & I	Agr
Oct	3,732	0
Nov	3,245	0
Dec	2,798	0
Jan	2,764	0
Feb	2,679	0
Mar	2,548	0
Apr	2,548	0
May	2,548	0
Jun	0	0
Jul	0	0
Aug	0	0
Sep	0	0
Total	2,548	0

TOTAL 2,548

SUMMARY OF WATER USED
CACHUMA PROJECT - CONTRACT #175R-1802

Contract Year: 10/1/15 to: 9/30/16

Contract Entity: Santa Ynez River Water Conservation District, ID#1
 Last updated by C.O.M.B. 5/31/16

Month	TOTAL WATER USED		WATER USE CHARGED TO CARRYOVER BALANCES				WATER USE CHARGED TO CURRENT ENTITLEMENT		
	M & I	Agr	Evap	Div	Total	M & I	Agr	M & I	Agr
Oct	2	0	0	2	2	2	0	0	0
Nov	1	0	0	1	1	1	0	0	0
Dec	1	0	0	1	1	1	0	0	0
Jan	1	0	0	1	1	1	0	0	0
Feb	1	0	0	1	1	1	0	0	0
Mar	1	0	0	1	1	1	0	0	0
Apr	2	0	0	2	2	2	0	0	0
May	2	0	0	2	2	2	0	0	0
Jun	0	0	0	0	0	0	0	0	0
Jul	0	0	0	0	0	0	0	0	0
Aug	0	0	0	0	0	0	0	0	0
Sep	0	0	0	0	0	0	0	0	0
Total	12	0	0	12	12	56	0	0	0

CONVERSIONS

STORAGE WATER	MONTHLY SCHEDULE	CURRENT SCHEDULE
M & I	Agr	M & I
2	-2	0
1	-1	0
1	-1	0
1	-1	0
1	-1	0
1	-1	0
2	-2	0
2	-2	0

SCHEDULE AND REVISIONS

Month	M & I	Agr	Total
Begin Bal	0	56	56
Oct	0	0	0
Nov	0	0	0
Dec	0	0	0
Jan	0	0	0
Feb	0	0	0
Mar	0	0	0
Apr	0	0	0
May	0	0	0
Jun	0	0	0
Jul	0	0	0
Aug	0	0	0
Sep	0	0	0

REMAINING BALANCES

Month	COUNTY PARKS A.F. Used	M & I	Agr	Total
Oct	1.61	0	54	54
Nov	1.38	0	53	53
Dec	1.38	0	52	52
Jan	0.97	0	51	51
Feb	1.26	0	50	50
Mar	1.41	0	49	49
Apr	2.21	0	47	47
May	2.32	0	45	45
Jun				
Jul				
Aug				
Sep				

*NOTE:

TOTAL 45

COMB STATE WATER PROJECT ACCOUNTING - SOUTH COAST ONLY (Does not include SYRWCD, ID#1 or exchange water)

MONTH	DELVRD TO LAKE	CWD		Delvd to SC	Evap	MWD		Delvd to Lake	S.B.	GWD		Delvd to SC	Evap/Spill	LCMWC		Delvd to SC	RSYS		Delvd to Lake	MLC	Delvd to SC		
		Delvd to Lake	Stored			Delvd to Lake	Stored			Delvd to Lake	Stored			Delvd to Lake	Stored		Delvd to Lake	Stored				Delvd to Lake	Stored
2015																							
Bal. Frwd	0	0	0	0	0	0	0	0	0	0	0	0	0	0	0	0	0	0	0	0	0	0	
January	833	0	0	0	0	0	0	0	363	470	201	0	0	0	0	0	0	0	0	0	0	0	
February	789	0	0	0	0	0	0	0	366	423	492	0	0	0	0	0	0	0	0	0	0	0	
March	1284	170	52	118	0	282	725	11	363	462	444	0	0	0	0	0	0	0	0	0	0	0	
April	1152	192	130	111	3	331	807	18	428	193	0	0	0	0	0	0	0	0	0	0	0	0	
May	658	108	139	95	4	237	762	23	305	0	0	0	0	0	0	0	0	0	0	0	0	0	
June	371	0	50	84	6	0	507	30	366	0	0	0	0	0	0	0	0	0	0	0	0	0	
July	306	0	0	48	2	0	186	21	306	0	0	0	0	0	0	0	0	0	0	0	0	0	
August	40	0	0	0	0	0	0	0	35	0	0	0	0	0	0	0	0	0	0	0	0	0	
September	42	0	0	0	0	0	0	0	0	0	0	0	0	0	0	0	0	0	0	0	0	0	
October	60	20	0	0	0	0	0	0	20	0	0	0	0	0	0	0	0	0	0	0	0	0	
November	7	0	0	0	0	0	0	0	0	0	0	0	0	0	0	0	0	0	0	0	0	0	
December	7	0	0	0	0	0	0	0	0	0	0	0	0	0	0	0	0	0	0	0	0	0	
Total	5542	490	0	475.7	14	870	0	128	1616	2552	0	2552	21	1526	35	140	149	355	15	0	15	32	0

COMB STATE WATER PROJECT ACCOUNTING - SOUTH COAST ONLY (Does not include SYRWCD, ID#1 or exchange water)

MONTH	DELVRD TO LAKE	CWD		Delvd to SC	Evap	MWD		Delvd to Lake	S.B.	GWD		Delvd to SC	Evap/Spill	LCMWC		Delvd to SC	RSYS		Delvd to Lake	MLC	Delvd to SC		
		Delvd to Lake	Stored			Delvd to Lake	Stored			Delvd to Lake	Stored			Delvd to Lake	Stored		Delvd to Lake	Stored				Delvd to Lake	Stored
2016																							
Bal. Frwd	0	0	0	0	0	0	0	0	0	0	0	0	0	0	0	0	0	0	0	0	0	0	
January	653	54	38	16	0	0	0	0	367	200	136	0	0	0	0	0	0	0	0	0	0	0	
February	693	0	36	0	2	0	0	0	366	200	131	0	0	0	0	0	0	0	0	0	0	0	
March	965	0	33	0	3	0	0	0	367	596	525	0	0	0	0	0	0	0	0	0	0	0	
April	1283	0	0	29	4	0	0	0	476	600	685	17	0	0	0	0	0	0	0	0	0	0	
May	1309	0	0	0	0	0	0	0	492	783	938	15	0	0	0	0	0	0	0	0	0	0	
June	0	0	0	0	0	0	0	0	0	0	0	0	0	0	0	0	0	0	0	0	0	0	
July	0	0	0	0	0	0	0	0	0	0	0	0	0	0	0	0	0	0	0	0	0	0	
August	0	0	0	0	0	0	0	0	0	0	0	0	0	0	0	0	0	0	0	0	0	0	
September	0	0	0	0	0	0	0	0	0	0	0	0	0	0	0	0	0	0	0	0	0	0	
October	0	0	0	0	0	0	0	0	0	0	0	0	0	0	0	0	0	0	0	0	0	0	
November	0	0	0	0	0	0	0	0	0	0	0	0	0	0	0	0	0	0	0	0	0	0	
December	0	0	0	0	0	0	0	0	0	0	0	0	0	0	0	0	0	0	0	0	0	0	
Total	4903	54	0	45	9	125	0	0	2299	158	73	2068	192	1216	30	0	46	124	4	0	4	12	0



**Santa Barbara County Parks Division,
Cachuma Lake Recreation Area**



**Summary of Aquatic Invasive Species Vessel Inspection Program
and Early Detection Monitoring Program: **May 2016****

AIS INSPECTION PROGRAM LAUNCH DATA:

Cachuma Lake Recreation Area Launch Data -- May 2016		
Inspection Data		
Total Vessels entering Park	35	
Total Vessels launched	35	
Total Vessels Quarantined	0	0%
Returning with Boat Launch Tag	0	0%
New: Removed from Quarantine	*	
Kayak/Canoe: Inspected, launched	33	94%
4-stroke Engines	*	
2-strokes, w/CARB star ratings	*	
2-strokes, NO emissions ratings	*	
Quarantine Data		
Total Vessels Quarantined	0	
Quarantined 7 days	*	
Quarantined 14 days	*	
Quarantined 30 days	0	
Quarantine Cause		
Water on vessel*	*	
Debris on hull*	*	
Plug installed*	*	
From infected county	0	
Ballast tanks*	*	
Boat longer than 24 feet*	*	
Out-of-state	0	
Unspecified*	*	
Mandatory Quarantine All Untagged Boats	0	
Demographic Data		
Quarantined from infected county	0	
Quarantined from SB County	0	
Quarantined from uninfected co	0	

Boat Launch Tags: Boats with Cachuma Lake Boat Launch Tags attach boat to trailer.

No mussel species have been located on any vessel entering Cachuma Lake as of the last day of this month.

* These conditions are no longer being tracked.

EARLY DETECTION MONITORING PROGRAM SUMMARY

Summary: No Dreissenid mussels were detected

Inspection Site: Cachuma Lake Marina, Santa Barbara County, California

Inspection Date and Time: 2016.05.26; 10:00 – 13:00 PDT

Method: 7 PVC/Cement Sampling Stations; 125 linear feet of line

Surveyors: Rosey Bishop (SBCO), Liz Gaspar (SBCO volunteer), Carrie Culver & Fernanda Pett (Sea Grant)

Lake elevation: Max feet: 753.00, current: 664.50; Max acre-feet: 193,305, current: 28,150;

Current capacity: 14.60%