

Industrial Connectivity

Short Form Catalog

North America



Weidmuller Catalogs at a Glance

Catalog 1: Modular Terminal Blocks

- P-Series (Push-in)
- I-Series (IDC)
- Power Distribution Blocks and Fuse Blocks
- Stud Style (Screw clamp)
- Z-Series (Tension clamp)
- W-Series (Screw clamp)
- Multi-function Blocks

Catalog 2: PCB Terminals and Connectors

- Space Saving Technologies
- Wide Variety of Clamping Technologies
- Pitches Ranging from 3.50 mm to 15.00 mm
- Orientations Ranging from 90° to 270°

Catalog 3: RockStar® – Heavy Duty Connectors

- Inserts
- Modular System
- Housings IP65 and IP68
- Cable Glands

Catalog 4.1: Analog Signal Conditioning

- Intrinsically Safe Conditioners
- Signal Converters and Monitoring Devices
- Indicators and Configurable Displays
- Fieldbus Distribution Boxes

Catalog 4.2: Relays and Optocouplers

- Mechanical Relays
- Solid-State (Opto) Relays
- Power Solid-State Relays
- Multifunction Relays and Timers

Catalog 4.3: Power Delivery

- Power Supplies
- UPS Control Units
- Battery Back Up Units

Catalog 4.4: Surge Protection

- Surge Protection for Low-Voltage
- Surge Protection for Instrumentation and Control
- Surge Protection for Data Interfaces
- Surge Protection for Photovoltaic Systems

Catalog 5: Enclosures and Cable Glands

- Enclosures
- Cable Glands
- Cabtite (Cable Entry System)

Catalog 6: Tools

- Cutting
- Stripping
- Crimping
- Screwdrivers
- Automatic Machines
- Ferrules

Catalog 7: Marking Systems

- Terminal Markers
- Wire and Cable Markers
- Device and Equipment Markers
- Printing Systems and Software

Catalog 8: Sensor Actuator Interface

- SAI Passive Blocks
- SAI Universal
- SAI ASI
- Cables and Connectors

Catalog 9: Industrial Ethernet

- Unmanaged Switches
- Managed Switches
- Routers
- Media Converters
- SteadyTEC®
- RJ45 Connectors
- Fiber Optic Connectors
- Accessories

Catalog 10: Short Form Catalog

- Terminal Blocks
- Enclosures and Cable Glands
- Professional Tools
- Heavy Duty Connectors
- Power Supplies and Breakers
- Relays and Optos
- Analog Signal Conditioning
- Wireless and Ethernet

Catalog 11: Circuit and Surge Protection

- Surge Protection for Low Voltage
- Surge Protection for Instrumentation and Control
- Circuit Breakers and Protectors
- DIN-mountable AC Receptacles (DRAC)

Catalog 12: Wireless I/O and Ethernet Connectivity

- Wireless I/O and Ethernet
- Wireless Gateways
- Wireless Transceivers
- Antennas and Accessories

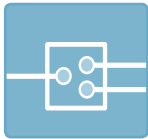
Catalog u-remote: Distributed I/O Solutions

- Field Bus Couplers
- Digital Input and Output Modules
- Analog Input and Output Modules
- Power Feed-in Modules
- Temperature Modules
- Functional Safety Modules

Industrial Connectivity Short Form Catalog

Industrial Connectivity


Circuit and Surge Protection Devices	6
Heavy Duty Rectangular Connectors	31
Industrial and Hazardous Certified Enclosures	35
Industrial Ethernet Solutions	36
Interface Solutions - PLC, Standard Cable, Custom Cable and AC Receptacles	44
Power Supplies	50
Relays and Optocouplers	57
Remote I/O	72
Sensor-Actuator Blocks	76
Signal Isolators, Conditioners and Monitoring Modules	80
Tags and Markers	84
Terminal Blocks	93
Terminal Blocks - Screw Clamp - W Series	94
Terminal Blocks - Tension Clamp - Z Series	100
Terminal Blocks - Push-in Connection - P Series	104
Terminal Blocks - Screw Clamp - WMF Series	106
Terminal Blocks - Screw Clamp - SAK Series	108
DIN-Rail - Accessories	110
Tools	111
Wireless Solutions	124
Index	133



POWER

Stud Terminal Blocks

- IEC finger safe design with integrated hinged covers
- UL/CSA rated for 1000V/85-500A/14AWG - 600MCM
- Power distribution via 2 and 3 pole bus bars
- Vibration resistant; fixed washer/nut assembly
- Over 15 configurations available



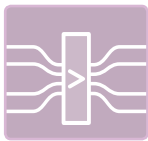
Page 97

AC and DC Power Monitoring

- For voltage distribution or load monitoring
- Single or 3-phase voltages
- AC current up to 500A
- Isolated analog or relay outputs
- cULus and Class/Div approvals




Page 81



SIGNAL

Terminal Blocks

- Global approvals: UL, CSA, IEC, Gost
- Screw, tension, push-in and IDC terminations
- UL 508A SCCR approved
- Fuse, feedthrough, ground, disconnect
- Self-locking screw clamp system



Page 93

Fuse Terminal Blocks

- 5 x 20/25mm, 1 1/4" x 1/4", 13/32" x 1 1/2" and midget
- Blown fuse indication
- Low leakage terminals (0.5 mA)
- 100% vibration resistant
- Self-locking screw clamp system



Page 94



DATA

Connecting and Patch Cables

- Cat 5e, 6, 7 and PROFINET (RJ45 and M12)
- Fiber optic cables SC, ST
- Bulk cable and assembled cables
- PUR, PVC jacket options
- Shielded or unshielded



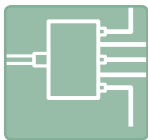
Page 41

Industrial Ethernet Switches

- Managed and unmanaged
- GigE and POE
- Support copper (RJ45)
- Fiber optic (SC, ST, LC)
- With relay status contacts
- Metal and plastic housings



Page 36



FIELD

RockStar® Heavy Duty Connectors

- Individual piece parts packaging
- IP 65 ingress protection
- Screw, Tension, PUSH-IN and IDC terminations
- NEMA 4/4X approved
- Stainless steel latches
- Laser etched part numbers



Page 31

Stainless and Mild Steel Painted Enclosures

- ATEX, IECEx, UL50, UL Ex
- IP66 ingress protection (NEMA 4/4X)
- High temp gaskets -50°C to +135°C
- 1 to 4 gland plate configurations
- 316L stainless steel - 304 mild steel painted



Catalog 5: Enclosures and Cable Glands

For hazardous locations, we offer solutions that include the following agency approvals:



Power Distribution Blocks

- UL 508A SCCR approved
- IEC finger safe
- Single and 3-phase configuration options
- Aluminum and copper conductor acceptance
- TS35 DIN-rail or direct mountable



Page 97

Power Supplies

- Ranges from 0.5A to 40A
- Redundancy options
- AC and DC input voltages
- Single and 3-phase versions
- UPS Control units/ Battery backup units
- DC-to-DC converters



Page 50

Circuit Protection

- Miniature circuit breaker
- Numerous trip curves
- Overcurrent protection
- Thermal and hydraulic solutions
- Electronic protectors
- AC and DC protection



Page 28

Interface Solutions

- PLC/DCS specific pre-assembled cables
- Integrated components (fuses, disconnect)
- Compact and space saving
- 1-wire, 2-wire and 3-wire



Page 44

Mechanical and Solid-State

- From 6.1mm
- Up to 4 pole c/o
- Finger-safe connections
- Long life
- Inductive loads
- High frequencies
- Hazardous approval



Page 57

Signal Conditioners

- All sensor inputs
- All common outputs
- Hazardous approvals
- Front panel display options
- Wide ambient temperature
- DIP and computer configurable



Page 82

SteadyTEC® Ethernet

- Modular system
- 10-Gig rated
- Copper and fiber
- Field installable
- Plastic and metal versions
- Industry variants 1, 4 and 5



Page 42

Media Converters

- Fully transparent
- Fiber to copper (RJ45), (SC or ST)
- Singlemode and Multimode
- Transmission up to 60 kms



Page 40

Wireless Ethernet

- 2.4GHz (WiFi)
- 900MHz FHSS
- Access Point/Client; Bridge/Router
- Omni and Yagi antennas
- 2+ mile range (2.4GHz)
- 20+ mile range (900 FHSS)



Page 127

Through-Wall Wire Systems – Cabtite (KTV and KEL)

- Configurable Frames for multiple wire routing requirements
- Maintains IP54 (NEMA 4)
- For round cable from 0.12"-1.34" and ASI cable
- Offers integral strain relief when fully assembled
- Accommodates 40 wires in 4.33"



Catalog 5: Enclosures and Cable Glands

Sensor Actuator Interface (SAI)

- **Distribution Blocks**
 - Mounting hood, integrated control cable or on-board connector
 - M5, M8 and M12
- **Fieldbus Modules**
 - Analog input/output modules



Page 76

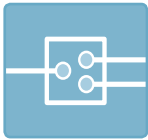
Sensor Actuator Cordsets

- M5, M8, M12, M23 and 7/8"
- High flex for > 20 Million Cycles
- Weld slag resistant high flex robotic cables
- Fully shielded
- Field installable connectors
- Valve plug versions



Page 79





POWER

Surge Protection

- For nominal voltages 120V to 600V
- Discharges up to 40kA (8/20µs)
- 1, 2 and 3 phase configurations
- UL 1449 Edition 3 approved
- Integral thermal disconnects
- Pluggable replaceable SPD elements
- Local and remote SPD status indication



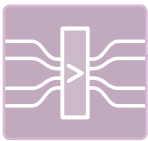
Page 6

AC Receptacles

- Simplex and duplex
- GFCI
- UL508A approvals
- Assembly-free
- DIN-Rail or panel mountable



Page 49



SIGNAL

Signal Isolators

- Digital and analog signals
- 2, 3 and 4 wire models
- 2-channel models and splitters
- Ex isolating barriers (IS)
- HART transparent options
- Configurable input/output
- From 6mm wide per unit



Page 83

Surge Protection

- For analog, status and network signals
- Discharges up to 20kA (8/20µs)
- Pluggable, replaceable SPD versions
- Local and remote status indication
- SPD element testing option
- Single, multi-stage and floating signal protection
- Integrated ground contact in base element



Page 8



DATA

Wireless I/O

- 900MHz FHSS
- Transceiver and unidirectional units
- Full 1W of broadcast power
- Modular I/O design
- 20+ mile range



Page 125

Antennas and Accessories

- Omni and Yagi
- Mounting brackets
- Bulkhead adapters
- Surge arrestors
- Patch cables (SMA and N type)



Page 129

u-remote Remote I/O

- The 11.5mm width saves space and delivers flexible design options.
- Status LEDs enable rapid error detection and reliable diagnosis.
- High-speed station bus offers high performance and real-time mapping.
- The Plug and Go setup speeds up installation.
- Simple, convenient markers for clear visible module identification.





Page 72

Services and Support

When a standard product doesn't address the needs of your application, or you lack the resources needed, Weidmüller's Design-Build-Deliver Services and Solutions is your answer.

These include:

- Custom Rail Assemblies
- Custom Electronics
- Specialty Enclosures
- Value Added Services



Page 48

TOOLS

Cutting

Cut copper and aluminum cables and wire up to 1260 kcmil

KT 12

- Cuts wire up to 2 AWG
- Blade shape prevents wire distortion



AM 12

- Cuts and strips UTP and STP data cables up to 11 AWG



Page 112

Stripping

Quick and accurate stripping with no damage to single conductors

Stripax®

- Strips and cuts flexible conductors from 20...10 AWG



AM 25

- Strips PVC insulated cables, 0.18"...1.0" diameter
- Lengthwise or spiral cuts



Page 112

Crimping

Precise crimp with minimal force

Stripax® 2.5 – 3-in-1 Tool

- Cuts, strips and crimps linked wire ferrules from 20...14 AWG
- For PVC insulated wire



PZ 6 Roto L

- Crimps wire-end ferrules from 24...10 AWG
- Wire insertion from side or front



Page 114

Screwdrivers

Available with standard or VDE insulated handle.

- Hardened high-alloy steel tips
- Soft-finish grip handles for comfortable handling



Page 120

Ferrules – insulated and non-insulated

Wire end ferrules ensure a secure and reliable connection.


- 3 color codes available
- Loose, strips, reels and assortments from 24 AWG – 300 MCM



Page 117

Mountable DIN-Rail

- Rail sizes: TS 15/32/35
- Material: Steel, stainless steel, copper and aluminum
- Rail types: Solid, slotted, Hi-Rail, shallow and deep



Page 110

DIN-RAIL

MARKING SYSTEMS

Printing Systems

MCP Plotter

- Print over 160 MultiCard types quickly and easily, using Weidmüller's M-Print Pro® software



PrintJet ADVANCED

- Weidmüller's industry-leading marking system
- First full color printer for MultiCard markers



Page 91

Marker Format Types

Terminal Markers

- Terminal blank identifiers for Weidmüller terminals and other manufacturers' terminals



Wire and Cable Markers

- Transparent cover
- Slip-on and clip-on
- Stainless steel



Device Markers

- Placard
- Actuator and contactor
- Switch and push button



Page 84

Circuit and Surge Protection Devices

Weidmüller has a complete line of overvoltage protection devices to effectively stop the harmful effects of electrical overvoltage and electrical noise.

There is strong potential for any of the wiring running throughout your production facility to pick up voltage surges, overloads and spikes due to power distribution, such as the common event of turning motors on and off. These surges, if not contained, can damage sensitive control equipment, sometimes enough to stop production, costing you valuable time and money.

Our surge protection solutions use single- or multi-stage high voltage traps to stop the overvoltage conditions before they reach your control system electronics. We designed our overvoltage protection products with standard control voltages as our guide, creating them with the capacity to monitor analog and digital signals, multi- and single-wire control, data communication lines and power distribution signals.

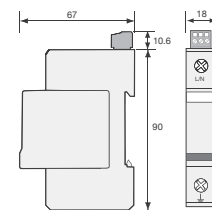
Surge Protection

SPD II 1 AC Surge Protectors


The SPD II range of surge protectors are used for transient surge protection of single and multi-phase power circuits at the main electrical panel.

- For low voltage distribution
- Quick and easy arrester replacement
- Space-saving design at only 18mm
- Remote status alarm
- UL 1449 Edition 3

Model	Description	Part No.
SPD II 0 150V/40KA	Replacement plug-in arrester for (nom) 120VAC	1348330000
SPD II 1 150V/40KA	Surge protector without remote status contact for (nom) 120VAC	1348340000
SPD II 1 R 150V/40KA	Surge protector with remote status contact for (nom) 120VAC	1348350000
SPD II 0 280V/40KA	Replacement plug-in arrester for (nom) 230VAC	1348370000
SPD II 1 280V/40kA	Surge protector without remote status contact for (nom) 230VAC	1348380000
SPD II 1 R 280V/40KA	Surge protector with remote status contact for (nom) 230VAC	1348390000
SPD II 0 400V/40KA	Replacement plug-in arrester for (nom) 277VAC	1348400000
SPD II 1 400V/40KA	Surge protector without remote status contact for (nom) 277VAC	1348420000
SPD II 1 R 400V/40KA	Surge protector with remote status contact for (nom) 277VAC	1348430000
SPD II 0 550V/40KA	Replacement plug-in arrester for (nom) 480VAC	1348440000
SPD II 1 550V/40KA	Surge protector without remote status contact for (nom) 480VAC	1348450000
SPD II 1 R 550V/40KA	Surge protector with remote status contact for (nom) 480VAC	1348470000
QB 18-2	2 pole ground jumper	8877540000
QB 18-3	3 pole ground jumper	8877500000
QB 18-4	4 pole ground jumper	8877520000



Dimensions



2-, 3- and 4-pole Jumpers

Surge Protection - continued

SPD II and III AC Surge Protectors

The SPD II range of surge protectors is used for transient surge protection of single and multi-phase power circuits at the main electrical panel. SPD IIIs are for the protection of individual electrical devices. They provide common-mode protection between each Line and Ground, with impulse discharge capacity (I_{max}) of 40kA for SPD II and 20kA for SPD III.

The SPD design is based on high-energy varistors (MOVs) equipped with thermal disconnects and integral failure indicators. A remote signaling contact for disconnection indication is standard on each unit. For ease of replacement, varistors are housed in pluggable modules with connections that are mechanically keyed to the base to prevent incorrect arrester module replacement.

Typical applications include low voltage distribution or protection of industrial control systems, equipment assemblies and devices.

For SPD II and III AC Surge Protectors

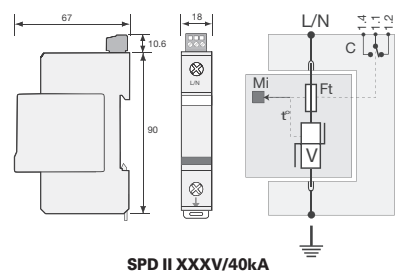
- Transient voltage protection of single and multi-phase circuits
- Wide operating temperatures of -50°C – 85°C
- Full North American UL approvals (US and Canada) UL 1449 3rd Edition
- Global agency approvals including IEC (International), EN (Europe) and NF (France)
- Pluggable replaceable arrestors



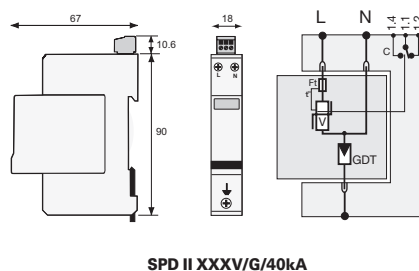
Model	Description	Part No.
SPD II 120V/40kA	Surge Protector for Line or Neutral with remote status contact for 120VAC	6720005410
SPD II 230V/40kA	Surge Protector for Line or Neutral with remote status contact for 230VAC	6720005411
SPD II 277V/40kA	Surge Protector for Line or Neutral with remote status contact for 277VAC	6720005412
SPD II 480V/40kA	Surge Protector for Line or Neutral with remote status contact for 480VAC	6720005413
SPD II 120V/G/40kA	Surge Protector for Line and Neutral with remote status contact for 120VAC	6720005415
SPD II 240V/G/40kA	Surge Protector for Line and Neutral with remote status contact for 230VAC	6720005503
SPD III 120V/40kA	Surge Protector for Line and Neutral with remote status contact for 120VAC	6720005416
SPD II N/PE	Surge Protector for multiphase circuit with TT grounding systems	6720005414

Accessories

Model	Description	Part No.
SPD 2P LINK	2 Position Bus Bar - for SPD II XXXV/40kA & SPD II XXXV/G/40kA	6720005417
SPD 3P LINK	3 Position Bus Bar - for SPD II XXXV/40kA & SPD II XXXV/G/40kA	6720005418
SPD 4P LINK	4 Position Bus Bar - for SPD II XXXV/40kA & SPD II XXXV/G/40kA	6720005419
SPD S LINK 1/3	3 Position Bus Bar 1 & 2 for SPD II N/PE	6720005461



- V:** High-energy varistor
- Ft:** Thermal fuse
- C:** Remote signaling contact
- t°:** Thermal disconnection system
- Mi:** Disconnection indicator



- V:** High-energy varistor
- GDT:** High energy gas tube
- Ft:** Thermal fuse
- C:** Remote signaling contact
- t°:** Thermal disconnection system

Surge Protection - continued

Varitector SPC and SSC Surge Protectors

With Varitector SPC and SSC models, Weidmüller offers a broad family of DIN-rail mounted transient voltage surge protection for instrumentation and control applications. The choice of models – either the SPC, with pluggable replaceable arrestors and option for remote status signaling, or SSC with compact, terminal-sized construction – results in over 140 variants.

- UL 497B approved
- Single or multi-channel options
- Suitable for grounded or floating signals
- Replaceable arrestors and remote status signaling options (SPC)
- High density, compact format with local status display options (SSC)
- For nominal voltages 5VDC - 230V AC/DC
- cCSAus approved for use in Class 1, Division 2 and Class 1, Zone 2 locations



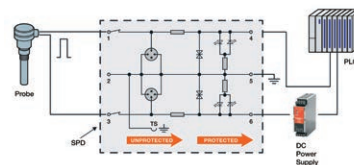
VSPC Surge Protector - Pluggable



VSPC Control Unit

Surge Protectors with Pluggable / Replaceable Arrestors

Model	Description	Part No.
VSPC 1CL PW 24	Surge protector for 4-wire transmitters (signal and 24VDC power)	8951510000
VSPC BASE 1CL PW	Base element for 8951510000	1070230000
VSPC 1CL 12VDC R	Surge protector for analog loops (12V powered), with remote signal	8951540000
VSPC BASE 1CL	Base element for 8951540000	8924730000
VSPC 1CL 24VDC	Surge protector for analog loops (24V powered)	8924480000
VSPC BASE 1CL	Base element for 8924480000	8924730000
VSPC 1CL 24VDC R	Surge protector for analog loops (24V powered), with remote signal	8951550000
VSPC BASE 1CL R	Base element for 8951550000	8951730000
VSPC 2CL 24VDC	Surge protector for 2 x analog loops (24V powered)	8924470000
VSPC BASE 2CL FG	Base element for 8924470000, where the signals are floating	8924270000
VSPC 2SL 12VDC	Surge protector for digital loops (12V powered)	8924230000
VSPC BASE 2SL	Base element for 8924230000	8924720000
VSPC 2SL 24VDC	Surge protector for digital loops (2 wires, 24V powered)	8924330000
VSPC BASE 2SL	Base element for 8924330000	8924720000
VSPC 4SL 24VDC R	Surge protector for digital loops (4 wires, 24V powered), with remote signal	8951590000
VSPC BASE 2/4CH R	Base element for 8951590000	8951790000
VSPC RS485 2CH	Surge protector for serial data busses.	8924670000
VSPC BASE 2/4CH	Base element for 8924670000	8924740000



Connection Diagram



V-Test

Accessories


Model	Description	Part No.
V-Test	Portable test for VSPC pluggable arrestors	8951860000
VSPC Control Unit	Use with up to 10 x VSPC...R modules for remote alarms	8972270000

Surge Protection - continued

Varitector VSSC 4AN

VSSC 4 CL and CL FG – Surge Protection for Analog Signals

- 2-stage surge protection for measurement and control signals
- Surge protection in a terminal block size device
- Modular width of only 6.2mm
- Can be used in compliance with installation standard IEC 62305
- Integrated PE foot safely discharges up to 20 kA (8/20 μ s) and 2.5 kA (10/350 μ s) to PE
- cCSAus Class 1, Division 2 and Zone 2 approved
- -40°C ... +70°C operating temperature




VSSC 4 CL and CL FG

Model	Description	Part No.
VSSC4 CL 12VDC 0.5A	Surge protector for analog signals 12 VDC	1063720000
VSSC4 CL FG 12 VDC 0.5A	Surge protector for analog signals 12 VDC with Floating Ground	1063760000
VSSC4 CL 24 VAC/DC 0.5A	Surge protector for analog signals 24 VUC	1063730000
VSSC4 CL FG 24 VAC/DC 0.5A	Surge protector for analog signals 24 VUC with Floating Ground	1063770000
VSSC4 CL 48 VAC/DC 0.5A	Surge protector for analog signals 48 VUC	1063740000
VSSC4 CL FG 48 VAC/DC 0.5A	Surge protector for analog signals 48 VUC with Floating Ground	1063780000
VSSC4 CL 60 VAC/DC 0.5A	Surge protector for analog signals 60 VUC	1063750000
VSSC4 CL FG 60 VAC/DC 0.5A	Surge protector for analog signals 60 VUC with Floating Ground	1063790000

VSSC 4 SL and SL CL FG – Surge Protection for Binary Signals with Signal Display

- 1-stage surge protection for measurement and control signals
- Surge protection in a terminal block size device
- Modular width of only 6.2mm
- Can be used in compliance with installation standard IEC 62305
- Tested in accordance with IEC 61643-21: D1, C1, C2, C3
- Integrated PE foot safely discharges up to 20 kA (8/20 μ s) and 2.5 kA (10/350 μ s) to PE
- cCSAus Class 1, Division 2 and Zone 2 approved
- -40°C ... +70°C operating temperature



VSSC 4 SL and SL CL FG

Model	Description	Part No.
VSSC4 SL LD 12VDC 0.5A	Surge protector for binary signals 12 VDC	1063830000
VSSC4 SL FG LD 12 VDC 0.5A	Surge protector for binary signals 12 VDC with Floating Ground	1063880000
VSSC4 SL LD 24 VAC/DC 0.5A	Surge protector for binary signals 24 VUC	1063840000
VSSC4 SL FG LD 24 VAC/DC 0.5A	Surge protector for binary signals 24 VUC with Floating Ground	1063890000
VSSC4 SL LD 48 VAC/DC 0.5A	Surge protector for binary signals 48 VUC	1063860000
VSSC4 SL FG LD 48 VAC/DC 0.5A	Surge protector for binary signals 48 VUC with Floating Ground	1063910000
VSSC4 SL LD 60 VAC/DC 0.5A	Surge protector for binary signals 60 VUC	1063870000
VSSC4 SL FG LD 60 VAC/DC 0.5A	Surge protector for binary signals 60 VUC with Floating Ground	1063920000

Surge Protection - continued

VSSC 4 MOV – Surge Protection with Varistor

- 1-stage surge protection for measurement and control signals
- Surge protection in a terminal block size device
- Modular width of only 6.2mm
- Can be used in compliance with installation standard IEC 62305
- Tested in accordance with IEC 61643-21: C1, C2, C3
- Integrated PE foot safely discharges up to 20 kA (8/20 μ s) and 2.5 kA (10/350 μ s) to PE
- cCSAus Class 1, Division 2 and Zone 2 approved
- -40°C ... +70°C operating temperature

Model	Description	Part No.
VSSC4 MOV 12VDC	Surge protector with varistor 12 VDC	1063950000
VSSC4 MOV 24VDC/AC	Surge protector with varistor 24 VAC/DC	1063960000
VSSC4 MOV 48 VAC/DC	Surge protector with varistor 48 VAC/DC	1063970000
VSSC4 MOV 60 VAC/DC	Surge protector with varistor 60 VAC/DC	1063980000
VSSC4 MOV 120 VAC/DC	Surge protector with varistor 120 VAC/DC	1063990000
VSSC4 MOV 150 VAC/DC	Surge protector with varistor 150 VAC/DC	1064010000
VSSC4 MOV 240 VAC/DC	Surge protector with varistor 240 VAC/DC	1064000000




VSSC 4 MOV

VSSC 4 GDT – Surge Protection with Spark Over Gap (GDT)

- 1-stage surge protection for measurement and control signals
- Surge protection in a terminal block size device
- Modular width of only 12.4mm
- Can be used in compliance with installation standard IEC 62305
- Tested in accordance with IEC 61643-21: C1, C2, C3
- Integrated PE foot safely discharges up to 20 kA (8/20 μ s) and 2.5 kA (10/350 μ s) to PE
- cCSAus Class 1, Division 2 and Zone 2 approved
- -40°C ... +70°C operating temperature

Model	Description	Part No.
VSSC4 GDT 110 VAC/DC 20k	Surge protector with spark over gap 110 VAC/DC	1064050000
VSSC4 GDT 240 VAC/DC 20k	Surge protector with spark over gap 240 VAC/DC	1064060000




VSSC 4 GDT

VSSC 4 TAZ – Surge Protection with Suppression Diode (TAZ)

- 1-stage surge protection for RS232/RS485 data interfaces
- Surge protection in a terminal block size device
- Modular width of only 6.2mm
- Can be used in compliance with installation standard IEC 62305
- Tested in accordance with IEC 61643-21: C1, C2, C3
- Integrated PE foot safely discharges up to 20 kA (8/20 μ s) and 2.5 kA (10/350 μ s) to PE
- cCSAus Class 1, Division 2 and Zone 2 approved
- -40°C ... +70°C operating temperature

Model	Description	Part No.
VSSC4 TAZ 12 VDC	Surge protector with suppression diode 12 VDC	1064070000
VSSC4 TAZ 24 VAC/DC	Surge protector with suppression diode 24 VUC	1064080000
VSSC4 TAZ 48 VAC/DC	Surge protector with suppression diode 48 VUC	1064090000
VSSC4 TAZ 60 VAC/DC	Surge protector with suppression diode 60 VUC	1064110000




VSSC 4 TAZ

Surge Protection - continued

VSSC 4 RC – Surge Protection with Resistors and Capacitors

- 2-stage surge protection for RS232/RS485 data interfaces
- Surge protection in a terminal block size device
- Modular width of only 12.4mm
- Can be used in compliance with installation standard IEC 62305
- Tested in accordance with IEC 61643-21:08
- Integrated PE foot safely discharges up to 20 kA (8/20 µs) and 2.5 kA (10/350 µs) to PE
- cCSAus Class 1, Division 2 and Zone 2 approved
- -40°C ... +70°C operating temperature



VSSC 4 RC

Model	Description	Part No.
VSSC4 RC 24 VAC/DC	Surge protector with resistor and capacitor 24 VUC	1064120000
VSSC4 RC 240 VAC/DC	Surge protector with resistor and capacitor 240 VUC	1064130000


Accessories

Model	Description	Part No.
AP VSSC4	End plate for all VSSC4 surge protectors	1063120000

Varitector VSSC 6AN

VSSC 6 CL and CL FG – Surge Protection for Analog Signals

- 2-stage surge protection for measurement and control signals
- Surge protection in a terminal block size device
- Modular width of only 6.2mm
- Can be used in compliance with installation standard IEC 62305
- Tested in accordance with IEC 61643-21: D1, C2, C3
- Integrated PE foot safely discharges up to 20 kA (8/20 µs) and 2.5 kA (10/350 µs) to PE
- cCSAus Class 1, Division 2 and Zone 2 approved
- -40°C ... +70°C operating temperature



VSSC 6 CL and CL FG


Model	Description	Part No.
VSSC6 CL 12VDC 0.5A	Surge protector for analog signals 12 VDC	1064150000
VSSC6 CL FG 12 VDC 0.5A	Surge protector for analog signals 12 VDC with Floating Ground	1064260000
VSSC6 CL 24 VAC/DC 0.5A	Surge protector for analog signals 24 VUC	1064170000
VSSC6 CL FG 24 VAC/DC 0.5A	Surge protector for analog signals 24 VUC with Floating Ground	1064270000
VSSC6 CL 48 VAC/DC 0.5A	Surge protector for analog signals 48 VUC	1064190000
VSSC6 CL FG 48 VAC/DC 0.5A	Surge protector for analog signals 48 VUC with Floating Ground	1064280000
VSSC6 CL 60 VAC/DC 0.5A	Surge protector for analog signals 60 VUC	1064210000
VSSC6 CL FG 60 VAC/DC 0.5A	Surge protector for analog signals 60 VUC with Floating Ground	1064290000

Surge Protection - continued

VSSC 6 TR CL and TR CL FG – Surge Protection for Floating Current Loops

- 2-stage surge protection for measurement and control signals
- Surge protection in a terminal block size device
- Modular width of only 6.2mm
- Can be used in compliance with installation standard IEC 62305
- Tested in accordance with IEC 61643-21: D1, C2, C3
- Integrated PE foot safely discharges up to 20 kA (8/20 μ s) and 2.5 kA (10/350 μ s) to PE
- cCSAus Class 1, Division 2 and Zone 2 approved
- -40°C ... +70°C operating temperature

Model	Description	Part No.
VSSC6 TR CL 12VDC 0.5A	Surge protector for floating loops 12 VDC	1064220000
VSSC6 TR CL FG 12 VDC 0.5A	Surge protector for floating loops 12 VDC with Floating Ground	1064300000
VSSC6 TR CL 24 VAC/DC 0.5A	Surge protector for floating loops 24 VUC	1064230000
VSSC6 TR CL FG 24 VAC/DC 0.5A	Surge protector for floating loops 24 VUC with Floating Ground	1064310000
VSSC6 TR CL 48 VAC/DC 0.5A	Surge protector for floating loops 48 VUC	1064240000
VSSC6 TR CL FG 48 VAC/DC 0.5A	Surge protector for floating loops 48 VUC with Floating Ground	1064320000
VSSC6 TR CL 60 VAC/DC 0.5A	Surge protector for floating loops 60 VUC	1064250000
VSSC6 TR CL FG 60 VAC/DC 0.5A	Surge protector for floating loops 60 VUC with Floating Ground	1064330000




VSSC 6 TR CL and TR CL FG

VSSC 6 SL FG and LD – Surge Protection for Binary Signals with Signal Display

- 1-stage surge protection for measurement and control signals
- Surge protection in a terminal block size device
- Modular width of only 6.2mm
- Can be used in compliance with installation standard IEC 62305
- Tested in accordance with IEC 61643-21: C1, C2
- Integrated PE foot safely discharges up to 20 kA (8/20 μ s) and 2.5 kA (10/350 μ s) to PE
- cCSAus Class 1, Division 2 and Zone 2 approved
- -40°C ... +70°C operating temperature

Model	Description	Part No.
VSSC6 SL LD 12VDC 0.5A	Surge protector for binary signals 12 VDC	1064340000
VSSC6 SL FG LD 12 VDC 0.5A	Surge protector for binary signals 12 VDC with Floating Ground	1064420000
VSSC6 SL LD 24 VAC/DC 0.5A	Surge protector for binary signals 24 VUC	1064350000
VSSC6 SL FG LD 24 VAC/DC 0.5A	Surge protector for binary signals 24 VUC with Floating Ground	1064430000
VSSC6 SL LD 48 VAC/DC 0.5A	Surge protector for binary signals 48 VUC	1064360000
VSSC6 SL FG LD 48 VAC/DC 0.5A	Surge protector for binary signals 48 VUC with Floating Ground	1064440000
VSSC6 SL LD 60 VAC/DC 0.5A	Surge protector for binary signals 60 VUC	1064370000
VSSC6 SL FG LD 60 VAC/DC 0.5A	Surge protector for binary signals 60 VUC with Floating Ground	1064470000



VSSC 6 SL FG and LD

Surge Protection - continued

VSSC 6 TR CL and TR CL FG – Surge Protection for Floating Signals with Signal Display

- 2-stage surge protection for measurement and control signals
- Surge protection in a terminal block size device
- Modular width of only 6.2mm
- Can be used in compliance with installation standard IEC 62305
- Tested in accordance with IEC 61643-21: D1, C2, C3
- Integrated PE foot safely discharges up to 20 kA (8/20 μ s) and 2.5 kA (10/350 μ s) to PE
- cCSAus Class 1, Division 2 and Zone 2 approved
- -40°C ... +70°C operating temperature

Model	Description	Part No.
VSSC6 TR SL LD 12VDC 0.5A	Surge protector for binary signals 12 VDC	1064380000
VSSC6 TR SL FG LD 12 VDC 0.5A	Surge protector for binary signals 12 VDC with Floating Ground	1064490000
VSSC6 TR SL LD 24 VAC/DC 0.5A	Surge protector for binary signals 24 VUC	1064390000
VSSC6 TR SL FG LD 24 VAC/DC 0.5A	Surge protector for binary signals 24 VUC with Floating Ground	1064500000
VSSC6 TR SL LD 48 VAC/DC 0.5A	Surge protector for binary signals 48 VUC	1064400000
VSSC6 TR SL FG LD 48 VAC/DC 0.5A	Surge protector for binary signals 48 VUC with Floating Ground	1064510000
VSSC6 TR SL LD 60 VAC/DC 0.5A	Surge protector for binary signals 60 VUC	1064410000
VSSC6 TR SL FG LD 60 VAC/DC 0.5A	Surge protector for binary signals 60 VUC with Floating Ground	1064520000




VSSC 6 TR CL and TR CL FG

VSSC 6 MOV – Surge Protection with Varistor

- 1-stage surge protection for measurement and control signals
- Surge protection in a terminal block size device
- Modular width of only 6.2mm
- Can be used in compliance with installation standard IEC 62305
- Tested in accordance with IEC 61643-21: C1, C2
- Integrated PE foot safely discharges up to 20 kA (8/20 μ s) and 2.5 kA (10/350 μ s) to PE
- cCSAus Class 1, Division 2 and Zone 2 approved
- -40°C ... +70°C operating temperature

Model	Description	Part No.
VSSC6 MOV 12VDC	Surge protector with varistor 12 VDC	1064530000
VSSC6 MOV 24VDC/AC	Surge protector with varistor 24 VAC/DC	1064540000
VSSC6 MOV 48 VAC/DC	Surge protector with varistor 48 VAC/DC	1064570000
VSSC6 MOV 60 VAC/DC	Surge protector with varistor 60 VAC/DC	1064600000
VSSC6 MOV 120 VAC/DC	Surge protector with varistor 120 VAC/DC	1064610000
VSSC6 MOV 150 VAC/DC	Surge protector with varistor 150 VAC/DC	1064620000
VSSC6 MOV 240 VAC/DC	Surge protector with varistor 240 VAC/DC	1064630000




VSSC 6 MOV

Surge Protection - continued

VSSC 6 MOV – Surge Protection with Varistor and Signal Indication

- 1-stage surge protection for measurement and control signals
- Surge protection in a terminal block size device
- Modular width of only 6.2mm
- Can be used in compliance with installation standard IEC 62305
- Tested in accordance with IEC 61643-21: C1, C2
- Integrated PE foot safely discharges up to 20 kA (8/20 μ s) and 2.5 kA (10/350 μ s) to PE
- cCSAus Class 1, Division 2 and Zone 2 approved
- -40°C ... +70°C operating temperature

Model	Description	Part No.
VSSC6 TR LD MOV 12VDC	Surge protector w/varistor & indication 12 VDC	1064800000
VSSC6 TR LD MOV 24VDC/AC	Surge protector w/varistor & indication 24 VAC/DC	1064810000
VSSC6 TR LD MOV 48 VAC/DC	Surge protector w/varistor & indication 48 VAC/DC	1064820000
VSSC6 TR LD MOV 60 VAC/DC	Surge protector w/varistor & indication 60 VAC/DC	1064830000
VSSC6 TR LD MOV 120 VAC/DC	Surge protector w/varistor & indication 120 VAC/DC	1064840000
VSSC6 TR LD MOV 150 VAC/DC	Surge protector w/varistor & indication 150 VAC/DC	1064850000
VSSC6 TR LD MOV 240 VAC/DC	Surge protector w/varistor & indication 240 VAC/DC	1064860000




VSSC 6 TR LD MOV

VSSC 6 RS485 – Surge Protection for RS232/RS485 Data Signals

- 2-stage surge protection for RS232/RS485 data interfaces
- Surge protection in a terminal block size device
- Modular width of only 6.2mm
- Can be used in compliance with installation standard IEC 62305
- Tested in accordance with IEC 61643-21: D1, C2, C3
- Integrated PE foot safely discharges up to 20 kA (8/20 μ s) and 2.5 kA (10/350 μ s) to PE
- cCSAus Class 1, Division 2 and Zone 2 approved
- -40°C ... +70°C operating temperature

Model	Description	Part No.
VSSC6 RS485	Surge protector for RS485	1064980000
VSSC6 RS485 DP	Surge protector for RS485 DP	1065010000
VSSC6 RS232	Surge protector for RS232	1064990000




VSSC 6 RS485

VSSC 6 RTD – Surge Protection for PT100 Signal Interfaces

- 1-stage surge protection for RS232/RS485 data interfaces
- Surge protection in a terminal block size device
- Modular width of only 6.2mm
- Can be used in compliance with installation standard IEC 62305
- Tested in accordance with IEC 61643-21: C1, C2
- Integrated PE foot safely discharges up to 20 kA (8/20 μ s) and 2.5 kA (10/350 μ s) to PE
- cCSAus Class 1, Division 2 and Zone 2 approved
- -40°C ... +70°C operating temperature

Model	Description	Part No.
VSSC6 RTD	Surge protector for PT100 signals	1139710000



VSSC 6 RTD

Accessories

Model	Description	Part No.
AP VSSC6	End plate for all VSSC6 surge protectors	1063110000

Surge Protection - continued

Protection in Intrinsically Safe Circuits


Varitector SPC EX

- Approved for use in Zones 2 and 1
- Pluggable arresters
- Can be tested with the V-TEST device
- Available with floating earth PE connections
- Can be used with IEC 62305 and ATEX applications
- Tested in accordance with IEC 61643-21:08 D1, C1, C2, C3
- Integrated PE foot safely discharges up to 20 kA (8/20 μ s) and 2.5 kA (10/350 μ s) to PE
- cCSAus approved for use in Class 1, Division 1 and Class 1, Zone 1 locations



SPC EX

Model	Description	Operating Temperature	Part No.
VSPC 1CL 5 V DC EX	Analog Signal Surge single signal arrester 5 V DC	-40°C to +70°C	8953660000
VSPC 1CL 12 V DC EX	Analog Signal Surge single signal arrester 12 V DC	-40°C to +70°C	8953590000
VSPC 1CL 24 V DC EX	Analog Signal Surge single signal arrester 24 V DC	-40°C to +70°C	8953600000
VSPC BASE 1CL FG EX	EX base, indirect earthing/floating earth	-40°C to +70°C	8951810000
VSPC 2CL 24 V DC EX	Analog Signal Surge two signals arrester 24 V DC	-40°C to +70°C	8953720000
VSPC BASE 2CL FG EX	EX base, indirect earthing/floating earth FG	-40°C to +70°C	8951820000
VSPC 1CL PW 24V EX	Current loop signal and device surge arrester 24 V DC	-40°C to +70°C	8953610000
VSPC BASE 1CL PW FG EX	EX base, indirect earthing/floating earth FG	-40°C to +70°C	1070470000
VSPC 2SL 12 V DC EX	Surge protection for two binary signals 12 V DC	-40°C to +70°C	8953620000
VSPC 2SL 12 V AC EX	Surge protection for two binary signals 12 V AC	-40°C to +70°C	8953630000
VSPC 2SL 24 V DC EX	Surge protection for two binary signals 24 V DC	-40°C to +70°C	8953670000
VSPC 2SL 48 V AC EX	Surge protection for two binary signals 48 V AC	-40°C to +70°C	8953640000
VSPC BASE 2CL PW FG EX	EX base, indirect earthing/floating earth FG	-40°C to +70°C	8951830000
VSPC 4SL 12 V DC EX	Surge protection for four binary signals 12 V DC	-40°C to +70°C	1161170000
VSPC 4SL 12 V AC EX	Surge protection for four binary signals 12 V AC	-40°C to +70°C	1161150000
VSPC 4SL 24 V DC EX	Surge protection for four binary signals 24 V DC	-40°C to +70°C	1161190000
VSPC 4SL 48 V AC EX	Surge protection for four binary signals 48 V AC	-40°C to +70°C	1161180000
VSPC BASE 4CL PW FG EX	EX base, indirect earthing/floating earth FG	-40°C to +70°C	8951840000
VSPC 3/4 WIRE 5 V DC EX	Surge protection for 3/4 wire signals 5 V DC	-40°C to +70°C	8953650000
VSPC BASE 4SL FG EX	EX base, indirect earthing/floating earth FG	-40°C to +70°C	8951840000




Varitector SSC EX

VSSC 4 CL FG EX – Surge Protection for Floating Earth, Intrinsically Safe Current Loops

- 2-stage surge protection for intrinsically safe measurement and control signals
- Terminal block design
- Modular width 12.4mm
- Version with floating earth PE connection
- Complies with IEC 62305 and ATEX applications
- Integrated PE foot safely discharges up to 20 kA (8/20 μ s) and 2.5 kA (10/350 μ s) to PE
- cCSAus approved for use in Class 1, Division 1 and Class 1, Zone 1 locations

Model	Description	Part No.
VSSC4 CL FG 24VAC/DC Ex	Surge protector floating earth 24 VAC/DC	1063810000
VSSC4 CL FG 48VAC/DC Ex	Surge protector floating earth 48 VAC/DC	1063820000
AP VSSC4 LB	End Plate	1067240000




VSSC 4 CL FG EX

Surge Protection - continued

VSSC 4 SL FG EX – Surge Protection for Floating Earth, Binary, Intrinsically Safe Current Loops

- 2-stage surge protection for intrinsically safe measurement and control signals
- Terminal block design
- Modular width 12.4mm
- Version with 1 binary floating ground signal
- Complies with IEC 62305 and ATEX applications
- Complies with IEC 61643-21:08 D1, C1, C2, C3
- Integrated PE foot safely discharges up to 20 kA (8/20 μ s) and 2.5 kA (10/350 μ s) to PE
- cCSAus approved for use in Class 1, Division 1 and Class 1, Zone 1 locations

Model	Description	Part No.
VSSC4 SL FG 24VAC/DC Ex	Surge protector floating earth 24 VAC/DC	1063930000
VSSC4 SL FG 48VAC/DC Ex	Surge protector floating earth 48 VAC/DC	1063940000
AP VSSC4 LB	End Plate	1067240000



VSSC 4 SL FG EX

VSSC 4 GDT EX – Surge Protection with Spark Over Gap (GDT)

- 1-stage surge protection for intrinsically safe measurement and control signals
- Terminal block design
- Modular width 12.4mm
- Complies with IEC 62305 and ATEX applications
- Complies with IEC 61643-21:08 C1, C2, C3
- Integrated PE foot safely discharges up to 20 kA (8/20 μ s) and 2.5 kA (10/350 μ s) to PE
- cCSAus approved for use in Class 1, Division 1 and Class 1, Zone 1 locations

Model	Description	Part No.
VSSC4 GDT55VUC 20kA Ex	Surge protector with spark over gap (GDT)	1064040000
AP VSSC4 LB	End Plate	1067240000




VSSC 4 GDT EX

VSSC 6 TR CL FG EX – Surge Protection for Floating Earth, Intrinsically Safe Current Loops with Isolation Function

- 2-stage surge protection for intrinsically safe measurement and control signals
- Terminal block design
- Modular width 6.2mm
- Signals can be separated for measurement
- Complies with IEC 62305 and ATEX applications
- Can be used in Zones 2, 1, and 0
- Complies with IEC 61643-21:08 D1, C2, C3
- Integrated PE foot safely discharges up to 20 kA (8/20 μ s) and 2.5 kA (10/350 μ s) to PE
- cCSAus approved for use in Class 1, Division 1 and Class 1, Zone 1 locations

Model	Description	Part No.
VSSC6 TRCLFG 24 VAC/DC Ex	Surge protector floating earth w/ isolation 24 VAC/DC	1066490000
AP VSSC LB	End Plate	1067230000




VSSC 6 TR CL FG EX

Surge Protection - continued

VSSC 6 RS485 PROFIBUS PA – Surge Protection for RS422/485 Intrinsically Safe Signals

- 2-stage surge protection for intrinsically safe PROFIBUS PA RS422/485 data interfaces
- Modular terminal block design width 6.2mm
- Complies with IEC 62305
- Can be used in Zones 2, 1, and 0
- Complies with IEC 61643-21:08 D1, C2, C3
- Integrated PE foot safely discharges up to 20 kA (8/20 μ s) and 2.5 kA (10/350 μ s) to PE
- cCSAus approved for use in Class 1, Division 1 and Class 1, Zone 1 locations




VSSC 6 RS485 PROFIBUS PA

Model	Description	Part No.
VSSC6 RS485 PA Ex	Surge protector RS422/485 PROFIBUS PA	1065020000
AP VSSC LB	End plate	1067230000

VSSC 6 RTD EX – Surge Protection for PT100 Intrinsically Safe Signals

- 2-stage surge protection for intrinsically safe PT100/PT1000 signals
- Modular terminal block design width 12.4mm
- Complies with IEC 62305
- Complies with IEC 61643-21:08 D1, C2, C3
- Integrated PE foot safely discharges up to 20 kA (8/20 μ s) and 2.5 kA (10/350 μ s) to PE
- cCSAus approved for use in Class 1, Division 1 and Class 1, Zone 1 locations



VSSC 6 RTD EX

Model	Description	Part No.
VSSC6 RTD Ex	Surge protector for PT100/PT1000	1130670000
AP VSSC LB	End plate	1067230000

NEW!

connectPower
POWER FOR AUTOMATION

Highly-Rated Branch and Supplementary Circuit Breakers

Weidmüller's connectPower miniature, molded-case circuit breakers are UL489 and CSA-C22.2 No.5-02 compliant and offer a high density installation solution. In combination with a range of accessories for factory or on-site installation, connectPower circuit breakers offer enhanced control and monitoring capabilities.

connectPower 1, 2 and 3-pole-type circuit breakers are available in versions from 0.5 to 60 amps, and type C and D characteristics.

Accessories such as neutral switches, auxiliary contacts and shunt trips are also available for connectPower circuit breakers. In addition, accessories for busbar installations are offered in compliance with UL standards.

BR & SU Series

UL 489 (Branch rated) Circuit Breakers

UL1077 (Supplementary rated) Circuit Breakers

- **Finger-Safe;** UL489 or UL1077 industrial control applications, with optional lock-ability in "ON" or "OFF" position
- **Fully-rated;** Higher voltage and current ratings 277/480V and up to 60A max in 1-, 2- and 3-pole models
- **Space-saving;** High density (17.5mm wide) DIN-rail mounting
- **Wide Accessory Offering;** Approved busbars, Auxiliary contacts and Neutral switch
- **Rugged Construction;** High vibration / mechanical shock resistance >15g to DIN EN 60068-2-59 / 25g 11ms



Branch Circuit Breakers

AC Version, C and D Characteristics

Single Pole - D Curve

Current Ratings (amps)	Part No.	Description	Part No.	Description
0.5	BR1D05AC	Branch / 1P Cct Brkr / D Curve / 0.5A	BR1C05AC	Branch / 1P Cct Brkr / C Curve / 0.5A
1	BR1D1AC	Branch / 1P Cct Brkr / D Curve / 1A	BR1C1AC	Branch / 1P Cct Brkr / C Curve / 1A
2	BR1D2AC	Branch / 1P Cct Brkr / D Curve / 2A	BR1C2AC	Branch / 1P Cct Brkr / C Curve / 2A
3	BR1D3AC	Branch / 1P Cct Brkr / D Curve / 3A	BR1C3AC	Branch / 1P Cct Brkr / C Curve / 3A
5	BR1D5AC	Branch / 1P Cct Brkr / D Curve / 5A	BR1C5AC	Branch / 1P Cct Brkr / C Curve / 5A
10	BR1D10AC	Branch / 1P Cct Brkr / D Curve / 10A	BR1C10AC	Branch / 1P Cct Brkr / C Curve / 10A
15	BR1D15AC	Branch / 1P Cct Brkr / D Curve / 15A	BR1C15AC	Branch / 1P Cct Brkr / C Curve / 15A
20	BR1D20AC	Branch / 1P Cct Brkr / D Curve / 20A	BR1C20AC	Branch / 1P Cct Brkr / C Curve / 20A
25	BR1D25AC	Branch / 1P Cct Brkr / D Curve / 25A	BR1C25AC	Branch / 1P Cct Brkr / C Curve / 25A
30	BR1D30AC	Branch / 1P Cct Brkr / D Curve / 30A	BR1C30AC	Branch / 1P Cct Brkr / C Curve / 30A
40	BR1D40AC	Branch / 1P Cct Brkr / D Curve / 40A	BR1C40AC	Branch / 1P Cct Brkr / C Curve / 40A
50	BR1D50AC	Branch / 1P Cct Brkr / D Curve / 50A	BR1C50AC	Branch / 1P Cct Brkr / C Curve / 50A
60	BR1D60AC	Branch / 1P Cct Brkr / D Curve / 60A	BR1C60AC	Branch / 1P Cct Brkr / C Curve / 60A



Double Pole - D Curve

Current Ratings (amps)	Part No.	Description	Part No.	Description
0.5	BR2D05AC	Branch / 2P Cct Brkr / D Curve / 0.5A	BR2C05AC	Branch / 2P Cct Brkr / C Curve / 0.5A
1	BR2D1AC	Branch / 2P Cct Brkr / D Curve / 1A	BR2C1AC	Branch / 2P Cct Brkr / C Curve / 1A
2	BR2D2AC	Branch / 2P Cct Brkr / D Curve / 2A	BR2C2AC	Branch / 2P Cct Brkr / C Curve / 2A
5	BR2D5AC	Branch / 2P Cct Brkr / D Curve / 5A	BR2C5AC	Branch / 2P Cct Brkr / C Curve / 5A
10	BR2D10AC	Branch / 2P Cct Brkr / D Curve / 10A	BR2C10AC	Branch / 2P Cct Brkr / C Curve / 10A
15	BR2D15AC	Branch / 2P Cct Brkr / D Curve / 15A	BR2C15AC	Branch / 2P Cct Brkr / C Curve / 15A
20	BR2D20AC	Branch / 2P Cct Brkr / D Curve / 20A	BR2C20AC	Branch / 2P Cct Brkr / C Curve / 20A
25	BR2D25AC	Branch / 2P Cct Brkr / D Curve / 25A	BR2C25AC	Branch / 2P Cct Brkr / C Curve / 25A
30	BR2D30AC	Branch / 2P Cct Brkr / D Curve / 30A	BR2C30AC	Branch / 2P Cct Brkr / C Curve / 30A
40	BR2D40AC	Branch / 2P Cct Brkr / D Curve / 40A	BR2C40AC	Branch / 2P Cct Brkr / C Curve / 40A
50	BR2D50AC	Branch / 2P Cct Brkr / D Curve / 50A	BR2C50AC	Branch / 2P Cct Brkr / C Curve / 50A
60	BR2D60AC	Branch / 2P Cct Brkr / D Curve / 60A	BR2C60AC	Branch / 2P Cct Brkr / C Curve / 60A



Triple Pole - D Curve

Current Ratings (amps)	Part No.	Description	Part No.	Description
1	BR3D1AC	Branch / 3P Cct Brkr / D Curve / 1A	BR3C1AC	Branch / 3P Cct Brkr / C Curve / 1A
2	BR3D2AC	Branch / 3P Cct Brkr / D Curve / 2A	BR3C2AC	Branch / 3P Cct Brkr / C Curve / 2A
5	BR3D5AC	Branch / 3P Cct Brkr / D Curve / 5A	BR3C5AC	Branch / 3P Cct Brkr / C Curve / 5A
10	BR3D10AC	Branch / 3P Cct Brkr / D Curve / 10A	BR3C10AC	Branch / 3P Cct Brkr / C Curve / 10A
15	BR3D15AC	Branch / 3P Cct Brkr / D Curve / 15A	BR3C15AC	Branch / 3P Cct Brkr / C Curve / 15A
20	BR3D20AC	Branch / 3P Cct Brkr / D Curve / 20A	BR3C20AC	Branch / 3P Cct Brkr / C Curve / 20A
25	BR3D25AC	Branch / 3P Cct Brkr / D Curve / 25A	BR3C25AC	Branch / 3P Cct Brkr / C Curve / 25A
30	BR3D30AC	Branch / 3P Cct Brkr / D Curve / 30A	BR3C30AC	Branch / 3P Cct Brkr / C Curve / 30A
40	BR3D40AC	Branch / 3P Cct Brkr / D Curve / 40A	BR3C40AC	Branch / 3P Cct Brkr / C Curve / 40A
50	BR3D50AC	Branch / 3P Cct Brkr / D Curve / 50A	BR3C50AC	Branch / 3P Cct Brkr / C Curve / 50A
60	BR3D60AC	Branch / 3P Cct Brkr / D Curve / 60A	BR3C60AC	Branch / 3P Cct Brkr / C Curve / 60A



Additional current rating versions are available. Please contact your Weidmüller Sales Representative.

Technical Data for Branch Circuit Breakers (AC)

Characteristic *		C	D
Application		Lighting Wiring protection Control circuits Business equipment Appliances Motors low inrush	Transformers Power supplies Heaters Motors high inrush Reactive load
Number of poles		1 - 3; 1 + N; 3 + N	
Standards		UL489 and CSA-C22.2 No. 5-02	
Interrupting capacity		10 kA	
Back-up fuse \leq 10 kA interrupting capacity		none	
Rated voltage AC 50/60 Hz 0.3 - 32 A		277 / 480 V	
Rated voltage AC 50/60 Hz 40 - 63 A		240 V	
Rated current range		0.5 - 60 A	0.5 - 60 A
Test currents	Thermal not tripping I_1 (A) > 1 h	$1.05 \times I_N$	$1.05 \times I_N$
	Thermal tripping I_2 (A) < 1 h	$1.35 \times I_N$	$1.35 \times I_N$
	Electromagnetic not tripping I_4 (A) > 0.1 s	$5 \times I_N$	$10 \times I_N$
	Electromagnetic tripping I_5 (A) < 0.1 s	$10 \times I_N$	$16 \times I_N$
Reference calibration temperature of the thermal tripping		40°C Influence of the ambient temperature on the thermal release: Decrease of the current values with higher ambient temperature and increase with lower temperatures of approximately 5 % per 10°C difference in temperature	
Frequency range of the electromagnetic trip		16 2/3 to 60 Hz With higher frequencies, the electromagnetic tripping values increase by approximately a factor of 1.1 at 100 Hz; 1.2 at 200 Hz; 1.3 at 300 Hz; 1.4 at 400 Hz; 1.5 for DC	
Ambient temperature		-25°C to +55°C	
Storage temperature		-40°C to +70°C	
Device depth according to DIN 43880		68 mm	
Mechanical life		10,000 switching cycles (ON / OFF)	
Protection cover		Finger safe and safe to back of hand according to DIN EN 50274, VDE 0660-514	
Degree of protection acc. EN / IEC 60529		IP20	
Installation position		any	
Mounting		DIN-rail according to DIN EN 60715 35 mm	
Lockability		The handle can be secured against manual switching in the on and off position by a lead seal	
Climatic resistance		Humid heat constant according to DIN EN 60068-2-78 Humid heat cycle according to DIN EN 60068-2-30	
Vibration resistance		> 15 g according to DIN EN 60068-2-59 during a load with I_1	
Resistance to mechanical shocks		25 g 11 ms	

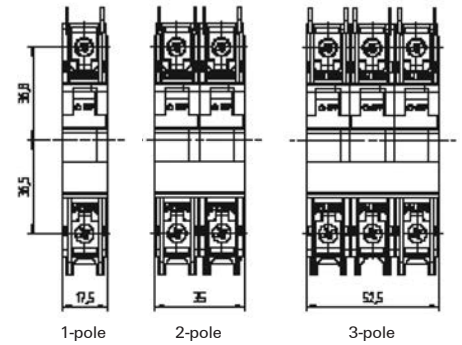
* Other switching devices in B and Z characteristics available on request

Technical Data for Branch Circuit Breakers

Type of conductor *)	Conductor Cross Sections			
	Box Terminal Bottom		Box Terminal Top	
	max.	min.	max.	min.
Single wire	35 mm ² (AWG2)	1.0 mm ² (AWG18)	25 mm ² (AWG3)	1.0 mm ² (AWG18)
Multiple wire	35 mm ² (AWG2)	16 mm ² (AWG6)	25 mm ² (AWG3)	16 mm ² (AWG6)
Stranded wire	25 mm ² (AWG3)	1.0 mm ² (AWG18)	16 mm ² (AWG6)	1.0 mm ² (AWG18)
Stranded wire with ferrule	16 mm ² (AWG6)	1.0 mm ² (AWG18)	16 mm ² (AWG6)	1.0 mm ² (AWG18)
Busbar cable lug	up to 3 mm thickness		up to 1.5 mm thickness	
Combined, conductor and busbar or cable lug	up to 35 mm ² and up to 2 mm thickness		not possible	
Torque	max. 2.5 Nm (22.2 lb.in)			

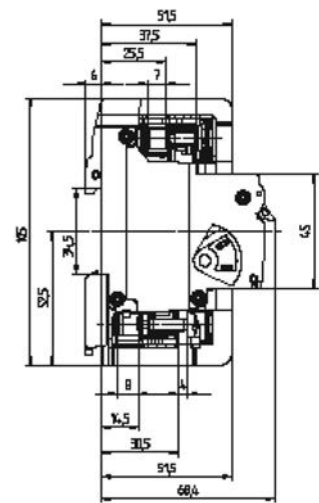
*) Stripped lengths: 12 - 14 mm at the bottom, 10 - 12 mm at the top
 () values in brackets = measurement units for North America Copper conductor with sheath insulation for 60/75°C

Dimension drawings product range BR



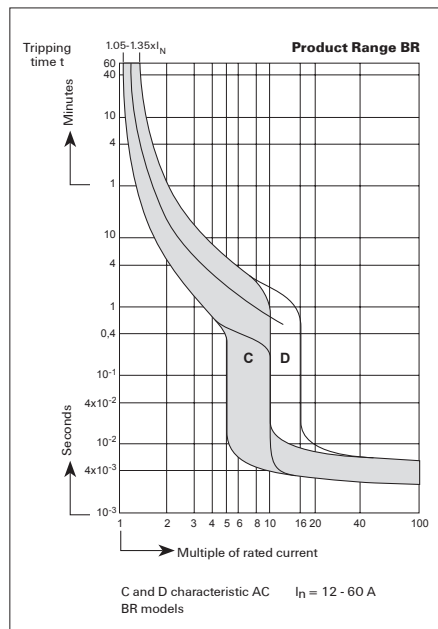
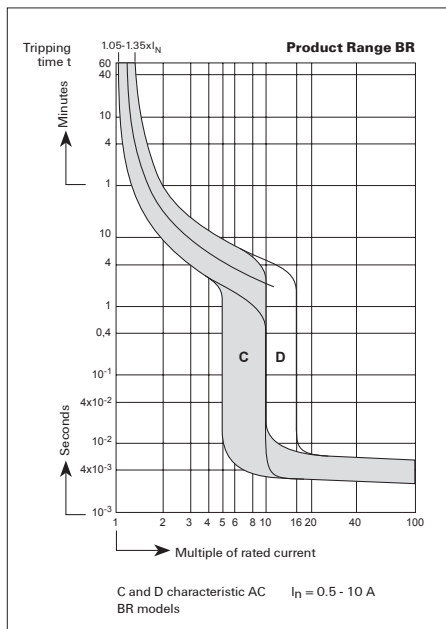
Internal Resistance for Product Range BR

Rated Current [A]	Trip Characteristic	
	C [Ohm]	D [Ohm]
0.5	6.8540	6.0009
1.0	1.7000	1.7560
1.6	0.5870	0.5870
2.0	0.4190	0.4190
3.0	0.2020	0.2020
4.0	0.1090	0.1090
5.0	0.0654	0.0654
6.0	0.0528	0.0491
8.0	0.0278	0.0240
10	0.0216	0.0187
12	0.0084	0.0085
13	0.0084	0.0085
15/16	0.0085	0.0076
20	0.0067	0.0064
25	0.0050	0.0041
30/32	0.0032	0.0027
40	0.0025	0.0022
50	0.0019	0.0018
60	0.0018	0.0017



Curves for Branch Circuit Breakers

AC



Supplementary Circuit Breakers

Our range of UL1077 supplementary protectors can be used where additional protection is required in control circuits.

Single Pole - D Curve

Single Pole - C Curve

Current Ratings (amps)	Part No.	Description	Part No.	Description
0.5	SU1D05AC	Suppl / 1P Cct Brkr / D Curve / 0.5A	SU1C05AC	Suppl / 1P Cct Brkr / C Curve / 0.5A
1	SU1D1AC	Suppl / 1P Cct Brkr / D Curve / 1A	SU1C1AC	Suppl / 1P Cct Brkr / C Curve / 1A
2	SU1D2AC	Suppl / 1P Cct Brkr / D Curve / 2A	SU1C2AC	Suppl / 1P Cct Brkr / C Curve / 2A
3	SU1D3AC	Suppl / 1P Cct Brkr / D Curve / 3A	SU1C3AC	Suppl / 1P Cct Brkr / C Curve / 3A
5	SU1D5AC	Suppl / 1P Cct Brkr / D Curve / 5A	SU1C5AC	Suppl / 1P Cct Brkr / C Curve / 5A
10	SU1D10AC	Suppl / 1P Cct Brkr / D Curve / 10A	SU1C10AC	Suppl / 1P Cct Brkr / C Curve / 10A
15	SU1D15AC	Suppl / 1P Cct Brkr / D Curve / 15A	SU1C15AC	Suppl / 1P Cct Brkr / C Curve / 15A
20	SU1D20AC	Suppl / 1P Cct Brkr / D Curve / 20A	SU1C20AC	Suppl / 1P Cct Brkr / C Curve / 20A
25	SU1D25AC	Suppl / 1P Cct Brkr / D Curve / 25A	SU1C25AC	Suppl / 1P Cct Brkr / C Curve / 25A
30	SU1D30AC	Suppl / 1P Cct Brkr / D Curve / 30A	SU1C30AC	Suppl / 1P Cct Brkr / C Curve / 30A
40	SU1D40AC	Suppl / 1P Cct Brkr / D Curve / 40A	SU1C40AC	Suppl / 1P Cct Brkr / C Curve / 40A
50	SU1D50AC	Suppl / 1P Cct Brkr / D Curve / 50A	SU1C50AC	Suppl / 1P Cct Brkr / C Curve / 50A
60	SU1D60AC	Suppl / 1P Cct Brkr / D Curve / 60A	SU1C60AC	Suppl / 1P Cct Brkr / C Curve / 60A



Double Pole - D Curve

Double Pole - C Curve

Current Ratings (amps)	Part No.	Description	Part No.	Description
0.5	SU2D05AC	Suppl / 2P Cct Brkr / D Curve / 0.5A	SU2C05AC	Suppl / 2P Cct Brkr / C Curve / 0.5A
1	SU2D1AC	Suppl / 2P Cct Brkr / D Curve / 1A	SU2C1AC	Suppl / 2P Cct Brkr / C Curve / 1A
2	SU2D2AC	Suppl / 2P Cct Brkr / D Curve / 2A	SU2C2AC	Suppl / 2P Cct Brkr / C Curve / 2A
5	SU2D5AC	Suppl / 2P Cct Brkr / D Curve / 5A	SU2C5AC	Suppl / 2P Cct Brkr / C Curve / 5A
10	SU2D10AC	Suppl / 2P Cct Brkr / D Curve / 10A	SU2C10AC	Suppl / 2P Cct Brkr / C Curve / 10A
15	SU2D15AC	Suppl / 2P Cct Brkr / D Curve / 15A	SU2C15AC	Suppl / 2P Cct Brkr / C Curve / 15A
20	SU2D20AC	Suppl / 2P Cct Brkr / D Curve / 20A	SU2C20AC	Suppl / 2P Cct Brkr / C Curve / 20A
25	SU2D25AC	Suppl / 2P Cct Brkr / D Curve / 25A	SU2C25AC	Suppl / 2P Cct Brkr / C Curve / 25A
30	SU2D30AC	Suppl / 2P Cct Brkr / D Curve / 30A	SU2C30AC	Suppl / 2P Cct Brkr / C Curve / 30A
40	SU2D40AC	Suppl / 2P Cct Brkr / D Curve / 40A	SU2C40AC	Suppl / 2P Cct Brkr / C Curve / 40A
50	SU2D50AC	Suppl / 2P Cct Brkr / D Curve / 50A	SU2C50AC	Suppl / 2P Cct Brkr / C Curve / 50A
60	SU2D60AC	Suppl / 2P Cct Brkr / D Curve / 60A	SU2C60AC	Suppl / 2P Cct Brkr / C Curve / 60A



Triple Pole - D Curve

Triple Pole - C Curve

Current Ratings (amps)	Part No.	Description	Part No.	Description
1	SU3D1AC	Suppl / 3P Cct Brkr / D Curve / 1A	SU3C1AC	Suppl / 3P Cct Brkr / C Curve / 1A
2	SU3D2AC	Suppl / 3P Cct Brkr / D Curve / 2A	SU3C2AC	Suppl / 3P Cct Brkr / C Curve / 2A
5	SU3D5AC	Suppl / 3P Cct Brkr / D Curve / 5A	SU3C5AC	Suppl / 3P Cct Brkr / C Curve / 5A
10	SU3D10AC	Suppl / 3P Cct Brkr / D Curve / 10A	SU3C10AC	Suppl / 3P Cct Brkr / C Curve / 10A
15	SU3D15AC	Suppl / 3P Cct Brkr / D Curve / 15A	SU3C15AC	Suppl / 3P Cct Brkr / C Curve / 15A
20	SU3D20AC	Suppl / 3P Cct Brkr / D Curve / 20A	SU3C20AC	Suppl / 3P Cct Brkr / C Curve / 20A
25	SU3D25AC	Suppl / 3P Cct Brkr / D Curve / 25A	SU3C25AC	Suppl / 3P Cct Brkr / C Curve / 25A
30	SU3D30AC	Suppl / 3P Cct Brkr / D Curve / 30A	SU3C30AC	Suppl / 3P Cct Brkr / C Curve / 30A
40	SU3D40AC	Suppl / 3P Cct Brkr / D Curve / 40A	SU3C40AC	Suppl / 3P Cct Brkr / C Curve / 40A
50	SU3D50AC	Suppl / 3P Cct Brkr / D Curve / 50A	SU3C50AC	Suppl / 3P Cct Brkr / C Curve / 50A
60	SU3D60AC	Suppl / 3P Cct Brkr / D Curve / 60A	SU3C60AC	Suppl / 3P Cct Brkr / C Curve / 60A



Additional current rating versions are available. Please contact your Weidmüller Sales Representative.

Technical Data for Supplementary Circuit Breakers

Characteristic		C	D
Application		Lighting, Control circuits Wiring protection, Business equipment Appliances	Control transformers Power supplies Reactive load
Number of poles		1 - 3; 1 + N; 3 + N	
Standards		UL1077 and CSA-C22.2 No.235	
Interrupting capacity		see data sheet for use in the USA and Canada	
Current limiting class		3	
Max. back-up fuse		see data sheet for use in the USA and Canada	
Rated voltage AC		277 / 480 V	
Rated current range		0.5 - 60 A	0.5 - 60 A
Test currents	Thermal not tripping $I_1 (A) > 1 \text{ h}$	$1.13 \times I_N$	$1.13 \times I_N$
	Thermal tripping $I_2 (A) < 1 \text{ h}$	$1.45 \times I_N$	$1.45 \times I_N$
	Electromagnetic not tripping $I_4 (A) > 0,1 \text{ s}$	$5 \times I_N$	$10 \times I_N$
	Electromagnetic tripping $I_5 (A) < 0,1 \text{ s}$	$10 \times I_N$	$16 \times I_N$
Reference calibration temperature of the thermal tripping		30°C + 5°C Influence of the ambient temperature on the thermal release: Decrease of the current values with higher ambient temperature and increase with lower temperatures of approximately 5% per 10°C difference in temperature	
Frequency range of the electromagnetic trip		16 2/3 to 60 Hz	
Ambient temperature		-25°C to +55°C	
Storage temperature		-40°C to +70°C	
Device depth according to DIN 43880		68 mm	
Mechanical live		10,000 cycles (ON / OFF)	
Protection cover		Finger safe and safe to back of hand according to DIN EN 50274/ VDE0660-514	
Insulation group acc. to DIN/VDE 0110		C at 250 V AC B at 400 V AC	
Degree of protection acc. to EN/IEC 60529		IP20	
Installation position		any	
Mounting		DIN-rail according to DIN EN 60715 35 mm	
Lockability		The handle can be secured against manual switching in the on and off position by a lead seal	
Climatic resistance		Humid heat constant according to DIN EN 60068-2-78 Humid heat cycle according to DIN EN 60068-2-30	
Vibration resistance		> 15 g according to DIN EN 60068-2-59 during a load with I_1	
Resistance to mechanical shocks		25g 11ms	

Technical Data for Supplementary Circuit Breakers

Conductor cross sections

Type of conductor *)	Box Terminal Bottom		Box Terminal Top	
	max.	min.	max.	min.
Single wire	35 mm ² (AWG2)	1 mm ² (AWG18)	25 mm ² (AWG3)	1 mm ² (AWG18)
Multiple wire	35 mm ² (AWG2)	16 mm ² (AWG6)	25 mm ² (AWG3)	16 mm ² (AWG6)
Stranded wire	25 mm ² (AWG3)	1 mm ² (AWG18)	16 mm ² (AWG6)	1 mm ² (AWG18)
Stranded wire with ferrule	16 mm ² (AWG6)	1 mm ² (AWG18)	16 mm ² (AWG6)	1 mm ² (AWG18)
Busbar cable lug	up to 3 mm thickness		up to 1.5 mm thickness	
Torque	max. 2.3 Nm (20 lb.in)			

*) Stripped length: bottom 12 - 14 mm, top 10 - 12 mm

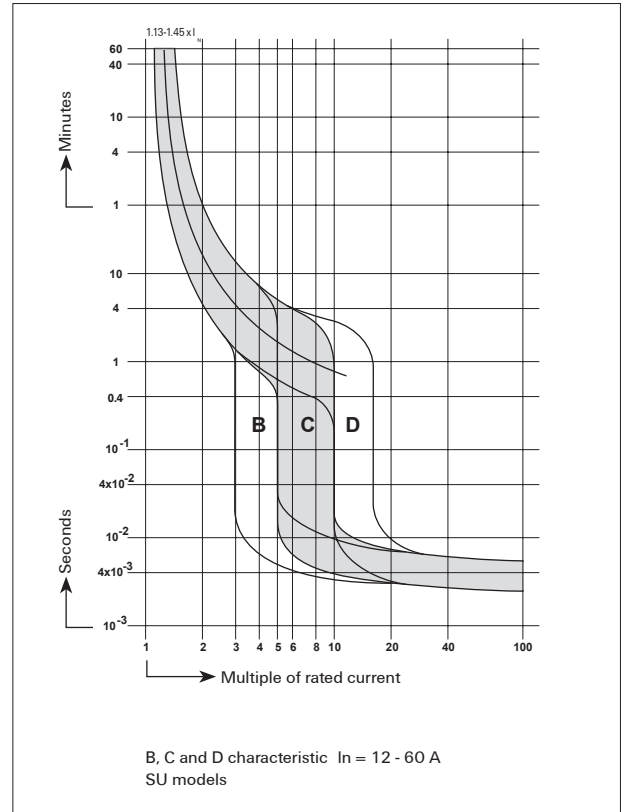
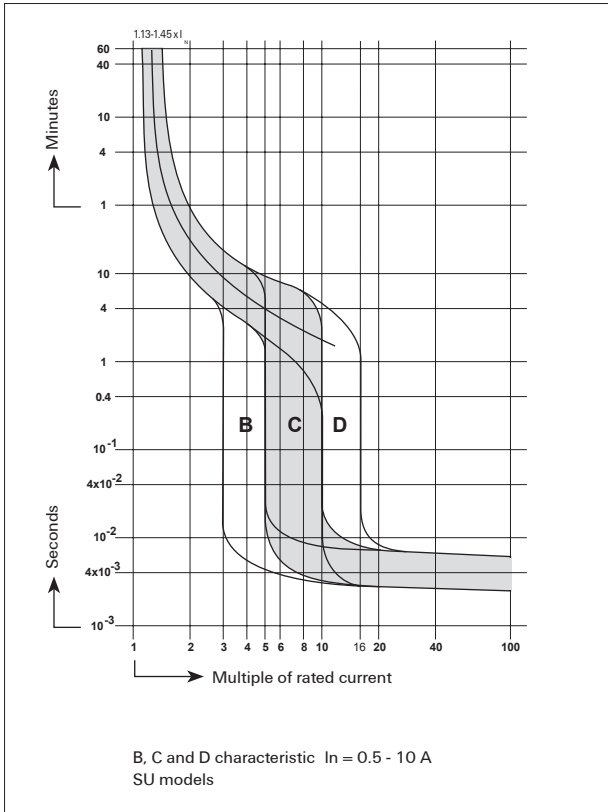
Interrupting capacity and maximum back-up fuse for use in the USA and Canada

Characteristic	C and D				
Standards	UL1077 and CSA-C22.2 No.235				
	Number of poles	Maximum rated voltage [V]	Rated current [A]	Interrupting capacity [kA]	Maximum back-up fuse [A]
Interrupting capacity at rated voltage	1 / 1 + N	277	0.5 - 10	10	70 A
	1 / 1 + N	277	12 - 60	10	4 x I _n
Ambient temperature 40°C	2 / 3 / 3 + N	480	0.5 - 10	10	70 A
	2 / 3 / 3 + N	480	12 - 60	10	4 x I _n

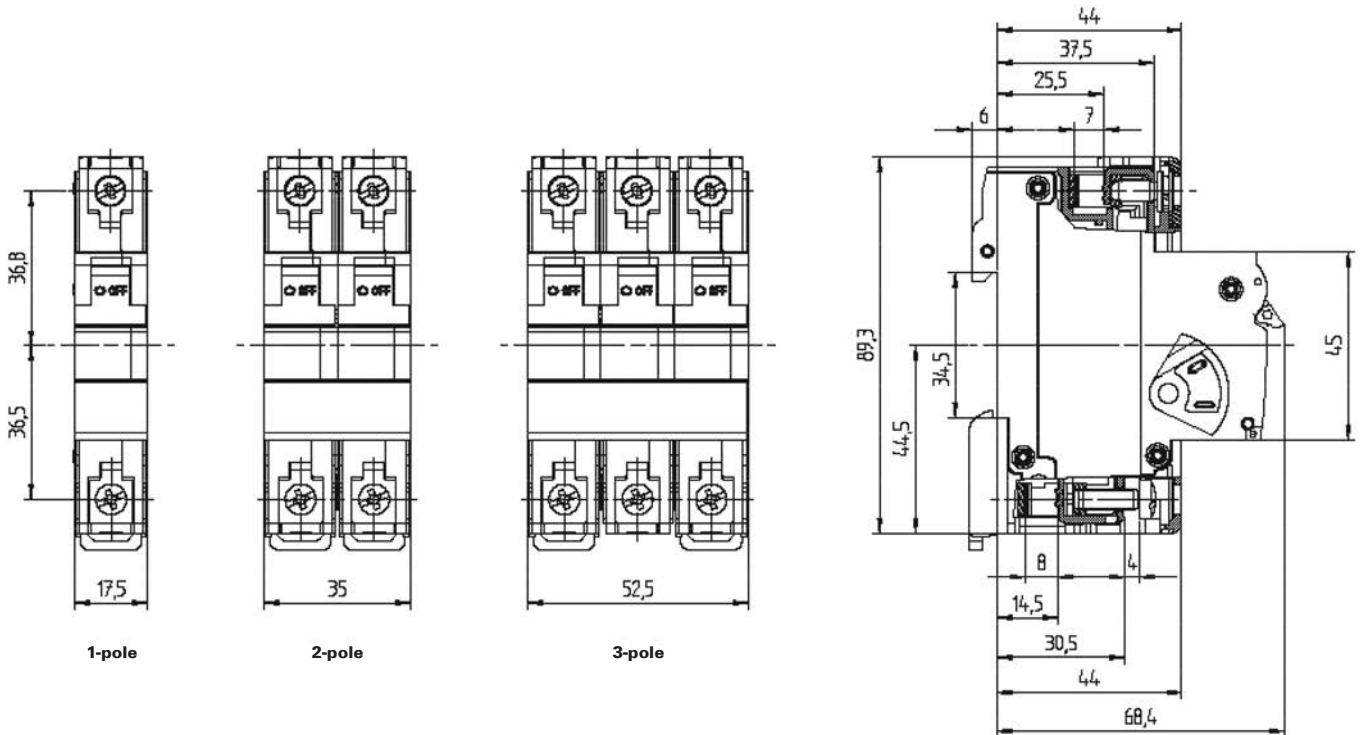
Internal resistance for Product Range SU

Rated Current [A]	Trip Characteristic	
	C [Ohm]	D [Ohm]
0.5	6.8540	6.0009
1.0	1.7000	1.7560
2.0	0.4190	0.4190
3.0	0.2020	0.2020
4.0	0.1090	0.1090
5.0	0.0654	0.0654
6.0	0.0528	0.0491
8.0	0.0278	0.0240
10	0.0216	0.0187
12/13	0.0084	0.0085
15/16	0.0085	0.0076
20	0.0067	0.0064
25	0.0050	0.0041
30/32	0.0032	0.0027
40	0.0025	0.0022
50	0.0019	0.0018
60	0.0018	0.0017

Curves for Supplementary Circuit Breakers



Dimension Drawings for SU models



Branch Rated Circuit Protection

Series 9926 Circuit Breakers AC Version

- 1 and 2 pole versions
- cULus listed according to UL489 CSA C22.2 No. 5.02, CE, VDE
- 120/240 VAC, 50/60 Hz
- Up to 25A
- Just 13mm wide
- Mounts on 35mm DIN-rail

Description	Current	Part No.
Single Pole		
QL-1-13-DM-KM-0.5	0.5 A	9926251000
QL-1-13-DM-KM-01	1 A	9926251001
QL-1-13-DM-KM-02	2 A	9926251002
QL-1-13-DM-KM-03	3 A	9926251003
QL-1-13-DM-KM-04	4 A	9926251004
QL-1-13-DM-KM-05	5 A	9926251005
QL-1-13-DM-KM-06	6 A	9926251006
QL-1-13-DM-KM-07	7 A	9926251007
QL-1-13-DM-KM-08	8 A	9926251008
QL-1-13-DM-KM-10	10 A	9926251010
QL-1-13-DM-KM-13	13 A	9926251013
QL-1-13-DM-KM-15	15 A	9926251015
QL-1-13-DM-KM-16	16 A	9926251016
QL-1-13-DM-KM-20	20 A	9926251020
QL-1-13-DM-KM-25	25 A	9926251025

Description	Current	Part No.
Double Pole		
QL-2-13-DM-KM-0.5	0.5 A	9926252000
QL-2-13-DM-KM-01	1 A	9926252001
QL-2-13-DM-KM-02	2 A	9926252002
QL-2-13-DM-KM-03	3 A	9926252003
QL-2-13-DM-KM-04	4 A	9926252004
QL-2-13-DM-KM-05	5 A	9926252005
QL-2-13-DM-KM-06	6 A	9926252006
QL-2-13-DM-KM-07	7 A	9926252007
QL-2-13-DM-KM-08	8 A	9926252008
QL-2-13-DM-KM-10	10 A	9926252010
QL-2-13-DM-KM-13	13 A	9926252013
QL-2-13-DM-KM-15	15 A	9926252015
QL-2-13-DM-KM-16	16 A	9926252016
QL-2-13-DM-KM-20	20 A	9926252020
QL-2-13-DM-KM-25	25 A	9926252025

Note: Additional current ratings and trip curves are available.

Series 9926 Circuit Breakers DC Version

- UL 489A Listed, CE, VDE
- U2 trip curve for general purpose applications
- 80 VDC and 125 VDC
- Just 13mm wide
- Mounts on 35mm DIN-rail

Description	Current	80 VDC Part No.
Single Pole		
QY-1-13-DM-U2-0.5	0.5 A	9926251900
QY-1-13-DM-U2-01	1 A	9926251901
QY-1-13-DM-U2-02	2 A	9926251902
QY-1-13-DM-U2-03	3 A	9926251903
QY-1-13-DM-U2-04	4 A	9926251904
QY-1-13-DM-U2-05	5 A	9926251905
QY-1-13-DM-U2-10	10 A	9926251910
QY-1-13-DM-U2-15	15 A	9926251915
QY-1-13-DM-U2-20	20 A	9926251920
QY-1-13-DM-U2-25	25 A	9926251925
QY-1-13-DM-U2-30	30 A	9926251930
QY-1-13-DM-U2-35	35 A	9926251935
QY-1-13-DM-U2-40	40 A	9926251940
QY-1-13-DM-U2-45	45 A	9926251945
QY-1-13-DM-U2-50	50 A	9926251950
QY-1-13-DM-U2-60	60 A	9926251960

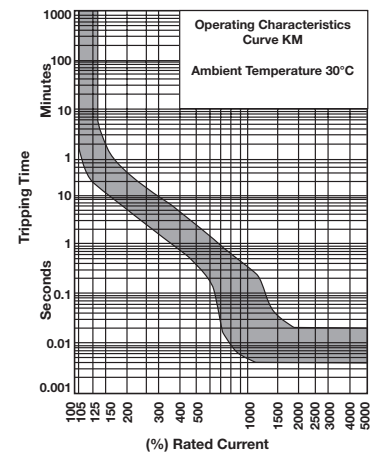
Description	Current	125 VDC Part No.
Single Pole		
QY-1-13-DM-U2-01-B1	1 A	9926251801
QY-1-13-DM-U2-02-B1	2 A	9926251802
QY-1-13-DM-U2-03-B1	3 A	9926251803
QY-1-13-DM-U2-04-B1	4 A	9926251804
QY-1-13-DM-U2-05-B1	5 A	9926251805
QY-1-13-DM-U2-10-B1	10 A	9926251810
QY-1-13-DM-U2-15-B1	15 A	9926251815
QY-1-13-DM-U2-20-B1	20 A	9926251820
QY-1-13-DM-U2-25-B1	25 A	9926251825
QY-1-13-DM-U2-30-B1	30 A	9926251830
QY-1-13-DM-U2-35-B1	35 A	9926251835
QY-1-13-DM-U2-40-B1	40 A	9926251840
QY-1-13-DM-U2-45-B1	45 A	9926251845
QY-1-13-DM-U2-50-B1	50 A	9926251850
QY-1-13-DM-U2-60-B1	60 A	9926251860

Note: Additional current ratings and trip curves are available.



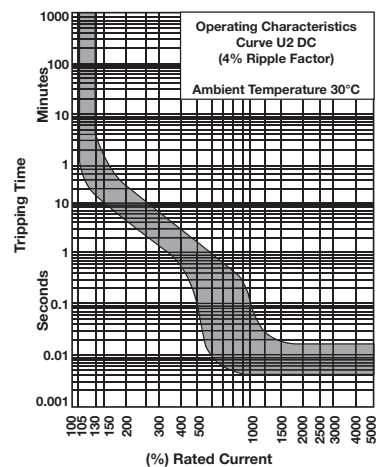
Series 9926 AC version

Trip Curves 9926 Series—AC version



Series 9926 DC version

Trip Curves 9926 Series—DC version



Supplemental Circuit Protection

Series 9926 Circuit Breakers

- cRUUs approved to UL 1077 and C22.2 No. 235
- Just 13mm wide
- 277/480 VAC



Series 9926 Supplemental version

Description	Current	Part No.
Single Pole		
QZ-1-13-D-2-01	1 A	9926251501
QZ-1-13-D-2-02	2 A	9926251502
QZ-1-13-D-2-03	3 A	9926251503
QZ-1-13-D-2-04	4 A	9926251504
QZ-1-13-D-2-05	5 A	9926251505
QZ-1-13-D-2-06	6 A	9926251506
QZ-1-13-D-2-08	8 A	9926251508
QZ-1-13-D-2-10	10 A	9926251510
QZ-1-13-D-2-15	15 A	9926251515
QZ-1-13-D-2-20	20 A	9926251520
QZ-1-13-D-2-25	25 A	9926251525
QZ-1-13-D-2-35	35 A	9926251535
QZ-1-13-D-2-40	40 A	9926251540
QZ-1-13-D-2-50	50 A	9926251550
QZ-1-13-D-2-60	60 A	9926251560


Description	Current	Part No.
Double Pole		
QZ-2-13-D-2-01	1 A	9926252501
QZ-2-13-D-2-04	2 A	9926252502
QZ-2-13-D-2-04	4 A	9926252504
QZ-2-13-D-2-05	5 A	9926252505
QZ-2-13-D-2-06	6 A	9926252506
QZ-2-13-D-2-10	10 A	9926252510
QZ-2-13-D-2-15	15 A	9926252515
QZ-2-13-D-2-20	20 A	9926252520
QZ-2-13-D-2-25	25 A	9926252525
QZ-2-13-D-2-30	30 A	9926252530
QZ-2-13-D-2-35	35 A	9926252535
QZ-2-13-D-2-40	40 A	9926252540
QZ-2-13-D-2-50	50 A	9926252550
QZ-2-13-D-2-60	60 A	9926252560

Description	Current	Part No.
Triple Pole		
QZ-3-13-D-2-10	10 A	9926253510
QZ-3-13-D-2-15	15 A	9926253515
QZ-3-13-D-2-20	20 A	9926253520
QZ-3-13-D-2-25	25 A	9926253525
QZ-3-13-D-2-30	30 A	9926253530
QZ-3-13-D-2-40	40 A	9926253540
QZ-3-13-D-2-50	50 A	9926253550
QZ-3-13-D-2-60	60 A	9926253560


Note: Additional current ratings and trip curves are available.

Accessories - Series 9926

Description	Part No.
Bus bar (1 pole, insulated 1m)	67101904
Bus bar (2 pole, insulated 1m)	67101972
Bus bar (3 pole, insulated 1m)	67101971
Bus bar end cap, 1 pole	67101973
Bus bar end cap, 2 pole or 3 pole	67101974
Power lug, straight	67101960
Power lug, 90°	67101961
Lock-out handle	67101913



Bus bars



End caps

CB 9100 Series

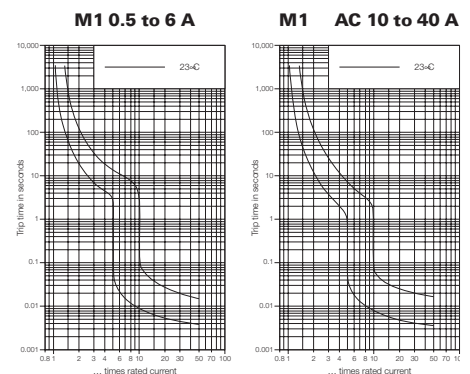
- Lever style trip/reset breaker
- UL 1077 rated and CSA C22.2 No. 235
- Available in single-, double-, and triple-pole versions; 18mm per pole
- Applicable current range: 0.05 A - 63 A, up to 50/110 VDC and 277/480 VAC

Internal Resistance Per Pole (Ohms)	Current	Single Pole	Double Pole	Triple Pole
6.2	0.05 A	9925350000	9925650000	9925810000
1.7	1 A	9925360000	9925660000	9925820000
0.45	2 A	9925380000	9925680000	9925840000
0.22	3 A	9925390000	9925690000	9925850000
0.13	4 A	9925400000	9925700000	9925860000
0.05	6 A	9925410000	9925710000	9925870000
<0.02	10 A	9925430000	9925730000	9925890000
<0.02	13 A	9929820000	9929830000	9929840000
<0.02	16 A	9925440000	9925740000	9925900000
<0.02	20 A	9925450000	9925750000	9925910000
<0.02	25 A	9925460000	9925760000	9925920000
<0.02	32 A	9925470000	9925770000	9925930000
<0.02	40 A	9925480000	9925780000	9925940000
<0.02	50 A	9925490000	9925790000	9925950000
<0.02	60 A	9925500000	9925800000	9925960000



CB 9100 Series

Trip Curves CB 9100 Series



Supplemental Circuit Protection - continued

CB 4200 Series

- Push button style trip/reset function
- UL 1077 recognized
- CSA C22.2 No. 235
- Available in single- and double-pole versions; 12.5mm per pole
- Applicable current range: 0.10A - 16.0A, up to 65 VDC and 250 VAC

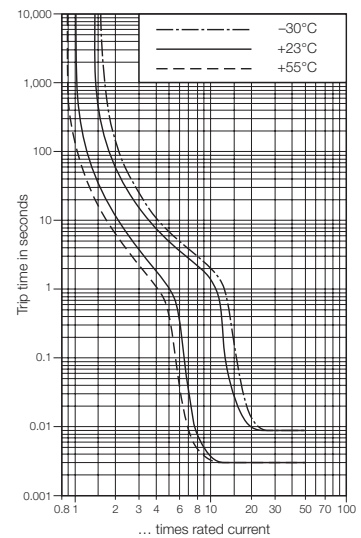


CB 4200 Series

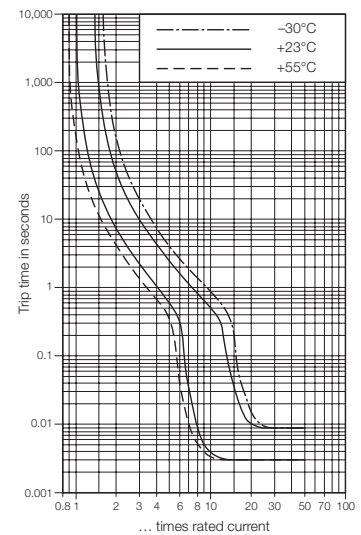
Internal Resistance Per Pole (Ohms)	Current	Single Pole	Double Pole
131.0	0.1 A	9104173500	9120353500
40.0	0.2 A	9104183500	9124243500
19.3	0.3 A	9129813500	9124263500
10.40	0.4 A	9124093500	9124273500
7.1	0.5 A	9101003500	9129583500
4.3	0.6 A	9124113500	9124283500
3.58	0.7 A	9129563500	9124293500
2.5	0.8 A	9101103500	9129593500
1.67	1 A	9101203500	9129613500
1.22	1.2 A	9101303500	9129623500
0.61	1.5 A	9101403500	9129633500
0.55	1.8 A	9124143500	9124333500
0.38	2 A	9101503500	9129643500
0.24	2.5 A	9101603500	9129653500
0.19	3 A	9101703500	9129663500
0.16	3.5 A	9124163500	9124343500
0.09	4 A	9104353500	9129713500
0.09	4.5 A	9124173500	9124353500
0.061	5 A	9101803500	9129673500
0.07	5.5 A	9107833500	9124363500
0.041	6 A	9103813500	9124373500
0.04	6.5 A	9120043500	9124383500
0.034	7 A	9104153500	9124393500
0.02	8 A	9103003500	9104673500
0.02	9 A	9104613500	9124423500
<0.02	10 A	9101903500	9129683500
<0.02	11 A	9124183500	9124433500
<0.02	12 A	9107843500	9124443500
<0.02	13 A	9124193500	9124453500
<0.02	14 A	9107853500	9124463500
<0.02	15 A	9102003500	9129693500
<0.02	16 A	9124213500	9124473500

Trip Curves CB 4200 Series

M1+ 0.05 to 7.5 A



M1+ 8 to 16 A



Supplemental Circuit Protection - continued

CB 2200 Series

- Lever style trip/reset breaker
- UL 1077 recognized
- CSA C22.2 No. 235
- Available in single-, double-, and triple-pole versions; 12.5mm per pole
- Applicable current ranges: 0.05A...32.0A, up to 65 VDC, 277/480 VAC
- Available in normally open (N/O) and normally closed (N/C) auxiliary contacts



CB 2200 Series

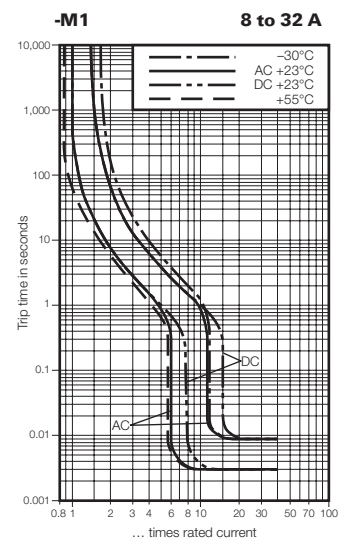
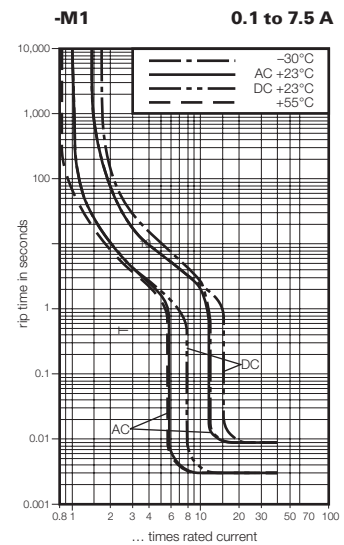
Current	Single Pole* N/O Aux.	Double Pole N/O-N/C	Triple Pole N/O-N/C
0.1 A	9911010005	9912010003	9913010003
0.2 A	9911020005	9912020003	9913020003
0.3 A	9911030005	9912030003	9913030003
0.4 A	9911040005	9912040003	9913040003
0.5 A	9911050005	9912050003	9913050003
0.6 A	9911060005	9912060003	9913060003
0.8 A	9911080005	9912080003	9913080003
1 A	9911100005	9912100003	9913100003
1.5 A	9911150005	9912150003	9913150003
2 A	9911200005	9912200003	9913200003
2.5 A	9911250005	9912250003	9913250003
3 A	9911300005	9912300003	9913300003
4 A	9911400005	9912400003	9913400003
5 A	9911500005	9912500003	9913500003
6 A	9911600005	9912600003	9913600003
8 A	9911800005	9912800003	9913800003
10 A	9921100005	9922100003	9923100003
12 A	9921120005	9922120003	9923120003
15 A	9921150005	9922150003	9923150003
16 A	9921160005	9922160003	9923160003
18 A	9921180005	9922180003	9923180003
20 A	9921200005	9922200003	9923200003
25 A	9921250005		
32 A	9921320005		

*All part numbers with N/O Auxiliary Contacts on each pole when the main breaker contact is open (in the OFF position)

Current	Single Pole**	Double Pole**	Triple Pole**
0.1 A	9911010000	9912010000	9913010000
0.2 A	9911020000	9912020000	9913020000
0.3 A	9911030000	9912030000	9913030000
0.4 A	9911040000	9912040000	9913040000
0.5 A	9911050000	9912050000	9913050000
0.6 A	9911060000	9912060000	9913060000
0.8 A	9911080000	9912080000	9913080000
1 A	9911100000	9912100000	9913100000
1.5 A	9911150000	9912150000	9913150000
2 A	9911200000	9912200000	9913200000
2.5 A	9911250000	9912250000	9913250000
3 A	9911300000	9912300000	9913300000
4 A	9911400000	9912400000	9913400000
5 A	9911500000	9912500000	9913500000
6 A	9911600000	9912600000	9913600000
8 A	9911800000	9912800000	9913800000
10 A	9921100000	9922100000	9923100000
12 A	9921120000	9922120000	9923120000
15 A	9921150000	9922150000	9923150000
16 A	9921160000	9922160000	9923160000
18 A	9921180000	9922180000	9923180000
20 A	9921200000	9922200000	9923200000
25 A	9921250000	9922250000	9923250000
32 A	9921320000	9922320000	9923320000

**All part numbers with N/C Auxiliary Contacts on each pole when the main breaker contact is open (in the OFF position)

Trip Curves CB 2200 Series



Electronic Circuit Protection

ESX10-T

- Selective load protection, electronic trip characteristics
- Active current limitation for safe connection of capacitive loads up to 20,000 µF and on overload/short circuit
- Current ratings 0.5 A... 12 A
- Reliable overload disconnection with $1.1 \times I_N$ plus, even with long load lines or small cable cross sections
- Manual ON/OFF button (S1)
- Control input IN+ for remote ON/OFF signal (option)
- Electronic reset input RE (option)
- Clear status and failure indication through LED, status output SF or Si contact F
- Integral fail-safe element adjusted to current rating
- Width per unit only 12.5 mm
- Rail mounting
- Ease of wiring through busbar LINE+ and 0 V as well as signal bars and bridges
- UL/CSA Hazardous area approved – Class 1, Div 2



ESX10-T

Approvals

Authority	Voltage Rating	Current Ratings
UL2367 (E306740)	24 VDC	0.5...12 A
UL1604 (E322549) (class 1, div. 2, group A, B, C, D)	24 VDC	0.5...12 A
UL508/ cUL 508	24 VDC	0.5...12 A
CSA file 165971: CSA C22.2 No: 213 (class I, div. 2) Groups A, B, C, D, T5	24 VDC	0.5...12 A
CSA C22.2 No: 142	24 VDC	0.5...12 A

Class 2
Meets requirements for Class 2 current limitation ESX10-T... 0.5 A / 1 A / 2 A / 3 A

Ordering Information

Version	Signal Input			Signal Output					
	Without Signal Input	Control Input ON/OFF Reset	Remote Reset	Signal Contact			Status Output		
				Without Signal Output	Single Signal N/O (normally open NO)	Single Signal N/C (normally closed NC)	Without Signal Output	Status OUT Positive 24V = OK	Status OUT 0V = OK
ESX10-TA-100	x			x			x		
ESX10-TB-101	x				x		x		
ESX10-TB-102	x					x	x		
ESX10-TB-114		x						x	
ESX10-TB-124			x	x				x	
ESX10-TB-127			x	x					x

Current Rating (amps)	Circuit Protection Part No.	Current Rating (amps)	N/O Contact Part No.	Current Rating (amps)	N/C Contact Part No.	Current Rating (amps)	Control Input Part No.	Current Rating (amps)	Reset Input Part No.	Current Rating (amps)	Reset Input Part No.
ESX10-TA-100		ESX10-TB-101		ESX10-TB-102		ESX10-TB-114¹		ESX10-TB-124²		ESX10-TB-127	
0.5	6720005305	0.5	6720005320	0.5	6720005340	0.5	6720005360	0.5	6720005380	0.5	6720005309
1	6720005301	1	6720005321	1	6720005341	1	6720005361	1	6720005381	1	6720005319
2	6720005302	2	6720005322	2	6720005342	2	6720005362	2	6720005382	2	6720005329
3	6720005303	3	6720005323	3	6720005343	3	6720005363	3	6720005383	3	6720005339
4	6720005304	4	6720005324	4	6720005344	4	6720005364	4	6720005384	4	6720005349
6	6720005306	6	6720005326	6	6720005346	6	6720005366	6	6720005386	6	6720005369
8	6720005308	8	6720005328	8	6720005348	8	6720005368	8	6720005388	8	6720005389
10	6720005310	10	6720005330	10	6720005350	10	6720005370	10	6720005390	10	6720005399
12	6720005312	12	6720005332	12	6720005352	12	6720005372	12	6720005392	12	6720005313

¹Control force input on/off


²Reset input only to reset under fault conditions

Heavy Duty Rectangular Connectors

Weidmüller offers a compact, quick-disconnect heavy-duty industrial rectangular connector series.

HDC Assembly features:

- Protection class: IP65 and NEMA 4X
- Scratch resistant, corrosion proof housing plating
- Rust proof stainless steel levers and latching tabs
- Laser etched part numbers
- Pre-attached bulkhead gaskets



HDC KITS – with HA Inserts

SlimLine



SlimLine HDC Kits

Kits Include These Components

Screw-Clamp Part Number	Poles	Description	Inserts (Screw) Female Male	Bulkhead Part Number	Hood Part Number	Gland Part Number
1712560000*	3 + Grnd	HA 3 Pin Kit, w/PG11 top entry, metal	F-1498200000 M-1498100000	1497600000	1652470000	1569080000
1712570000	3 + Grnd	HA 3 Pin Kit, w/PG11 top entry, plastic	F-1498200000 M-1498100000	1652410000	1652380000	1568990000
1712600000	4 + Grnd	HA 4 Pin Kit, w/PG11 top entry, plastic	F-1498400000 M-1498300000	1652410000	1652380000	1568990000

* Bulkhead Housing and Hood are metal; Glands are brass

HDC KITS – with HE Inserts

Standard



Standard HDC Kits

Kits Include These Components

Screw-Clamp Part Number	Push-in Part Number	Poles	Description	Inserts (Screw) Female Male	Inserts (Push-in) Female Male	Bulkhead Part Number	Hood Part Number	Gland Part Number
1712460000	NEW	6 + Grnd	HE 6 Pin Kit, w/PG16 side entry, Alum.	F-1200200000 M-1200000000		1202100000	1652520000	1569100000
1712660000		6 + Grnd	HE 6 Pin Kit, w/PG16 top entry, Alum.	F-1498400000 M-1498300000		1202100000	1652640000	1569100000
1712510000		10 + Grnd	HE 10 Pin Kit, w/PG16 side entry, Alum.	F-1204100000 M-1203900000		1205000000	1654070000	1569100000
1712670000		10 + Grnd	HE 10 Pin Kit, w/PG16 top entry, Alum.	F-1204100000 M-1203900000		1205000000	1654220000	1569100000
1712520000	1027640000	16 + Grnd	HE 16 Pin Kit, w/PG21 side entry, Alum.	F-1207700000 M-1207500000	F-1873560000 M-1873570000	1208600000	1656480000	1569110000
1712680000	1061750000	16 + Grnd	HE 16 Pin Kit, w/PG21 top entry, Alum.	F-1207700000 M-1207500000	F-1873560000 M-1873570000	1208600000	1656590000	1569110000
1712530000	1061780000	24 + Grnd	HE 24 Pin Kit, w/PG21 side entry, Alum.	F-1211300000 M-1211100000	F-1873580000 M-1873590000	1212400000	1661230000	1569110000
1712690000	1061800000	24 + Grnd	HE 24 Pin Kit, w/PG21 top entry, Alum.	F-1211300000 M-1211100001	F-1873580000 M-1873590000	1212400000	1661370000	1569110000

HDC KITS - continued

Specifications	
UL/CSA Electrical Ratings:	600V/20A/20-14AWG
Material:	
Inserts:	Glass Fiber Reinforced Polycarbonate
Housings:	HA – Polyamide Plastic (IP65) HE – Diecast Aluminum Alloy (IP65)
Levers:	Stainless Steel
Temperature Range:	-40°C... 125°C

HDC Inserts

SlimLine



HA Series - Inserts SlimLine

Poles	Housing Size	Termination Type	Male Part Number	Female Part Number
3 + grnd	1	Screw	1498100000	1498200000
4 + grnd	1	Screw	1498300000	1498400000
10 + grnd	2	Screw	1650610000	1650620000
16 + grnd	5	Screw	1650770000	1650780000

HDC Housings


SlimLine



HA Series - Compatible

Housing Size	Cable Entry/Size	Bulkhead Housing Part Number	Hood Housing Part Number
1	Top / PG11	1497600000	1652470000
1	Top / PG11	1652410000**	1652380000**
1	Side/ PG11	1497600000	1652480000
2	Top / PG16	1664040000	1663930000
2	Side/ PG21	1664040000	1663870000
5	Top / PG21	1664920000	1664870000
5	Side/ PG21	1664920000	1664750000

Standard



HE Series - Inserts Standard

Poles	Housing Size	Termination Type	Male Part Number	Female Part Number
6 + grnd	3	Screw	1200000000	1200200000
10 + grnd	4	Screw	1204100000	1203900000
16 + grnd	6	Screw	1207500000	1207700000
24 + grnd	8	Screw	1211100000	1211300000

Standard



HE Series - Compatible

Housing Size	Cable Entry/Size	Bulkhead Housing Part Number	Hood Housing Part Number
3	Top / PG16	1202100000	1652640000
3	Side/ PG16	1202100000	1652520000
4	Top / PG16	1206100000‡	1655210000‡
4	Top / PG21	1205000000	1654240000
4	Side/ PG21	1205000000	1654090000
6	Top / PG21	1208600000	1656590000
6	Side / PG21	1208600000	1656480000
6	Top / PG21	1210100000†	1657960000‡
6	Side / PG21	1209700000‡	1657850000‡
8	Top / PG29	1212400000	1661380000
8	Side/ PG29	1212400000	1661240000
8	Top / PG21	1214300000†	1662540000‡
8	Side / PG21	1213900000‡	1662390000‡

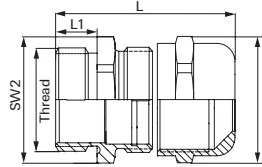
Specifications	
UL/CSA Electrical Ratings:	600V/20A/20-14AWG
Material:	Glass Fiber Reinforced Polycarbonate
Temperature Range:	-40°C to +125°C

** Bulkhead and Hood Housings are plastic

† End locking w/cover

‡ End locking

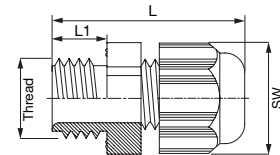
Cable Glands and Adapters



Cable Glands, Metal - IP68

Type metric	Thread-size	Wire Range-dia (mm)	L/L1 (mm)	SW1/SW2 (mm)	Part Number
VG 11-MS68	PG 11	5 - 10	28.5 / 6	20	1569080000
VG 13.5-MS68	PG 13.5	6 - 12	29.5 / 6.5	22	1569090000
VG 16-MS68	PG 16	10 - 14	29.5 / 6.5	24	1569100000
VG 21-MS68	PG 21	13 - 18	33.5 / 7	30	1569110000
VG 29-MS68	PG 29	18 - 25	37.5 / 8	40	1569120000

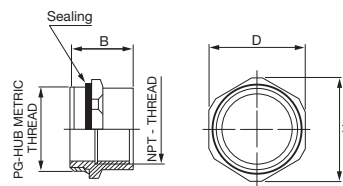
Specifications	
Material:	Brass, nickel-plated
Temperature Range:	-20°C...60°C
Protection:	IP68



Cable Glands, Plastic - IP68

Specifications	
Material/Color:	Polyamide 6/White
Temperature Range:	-30°C...80°C
Protection:	IP68

Type metric	Thread-size	Wire Range-dia (mm)	L/L1 (mm)	SW (mm)	Part Number
VG 11-K68	PG 11	5 - 10	37 / 8	22	1568990000
VG 13.5-K68	PG 13.5	6 - 12	39 / 9	24	1569000000
VG 16-K68	PG 16	10 - 14	42.5 / 10	27	1569010000
VG 21-K68	PG 21	13 - 18	48 / 11	33	1569020000
VG 29-K68	PG 29	18 - 25	53 / 11	42	1569030000

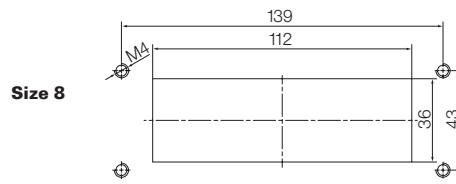
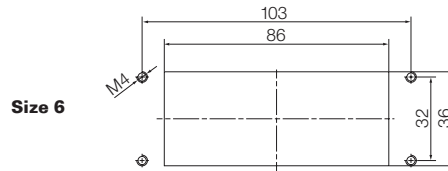
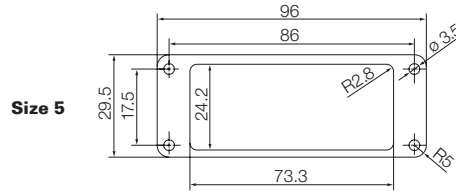
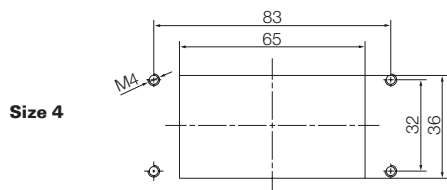
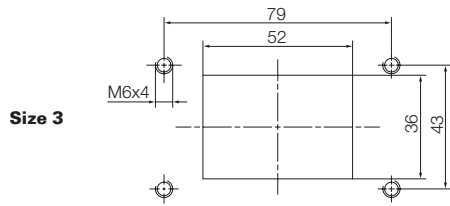
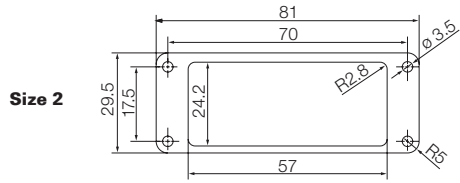
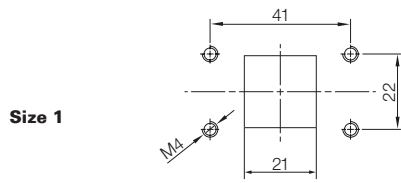


Cable Adapters - PG to NPT

Type	Thread-size	NPT	B (mm)	H (mm)	D (mm)	Part Number
PG 16/NPT 1/2"	PG 16	1/2"	22.8	29.2	27	1712360000
PG 21/NPT 3/4"	PG 21	3/4"	25	35.2	32	1712370000
PG 29/NPT 1"	PG 29	1"	30	43.5	40	1712390000
PG 36/NPT 1 1/4"	PG 36	1 1/4"	32	55	50	1712380000

Specifications	
Material:	Brass, nickel-plated
Temperature Range:	-40°C...100°C
Protection:	IP68

HDC Panel Cut-out Dimensions




For additional configurations, please contact your Weidmüller Sales Representative.

Industrial and Hazardous Certified Enclosures

At Weidmüller, we have the resources and capabilities to design and build both industrial and ATEX certified enclosures. We handle every aspect of the process:

- Initial design specifications
- Assembly and installation of box elements
- Terminal wiring
- Specifying, ordering and integrating third-party products
- Adding elements such as mounting plates and holes or knockouts for cable glands
- Providing full ATEX certification and documentation

Weidmüller is a Certified ATEX Installation House—ATEX licensed to design and build ATEX certified enclosures, providing you with all the required documentation and certification, and reducing your risk in hazardous locations.



Please contact Weidmüller for certified industrial and hazardous options.

Industrial Ethernet Solutions

Weidmüller offers a complete family of Industrial Ethernet products. This includes Switches, Routers and Media Converters, each supporting both Category 6 network cable and fiber optic connections. Also available is an entire line of Category 6 cables, patch cords, and all necessary connections including RJ45 terminations, DIN-rail adapters and couplers.

Weidmüller is your complete Industrial Ethernet connectivity solution!



Basic Line

Unmanaged Switches

- Plug and play switches in an IP30-rated rugged aluminum housing
- Compact and cost efficient design
- Fast Ethernet variants with 5 and 8 Ports
- 10/100BaseT(X) (RJ45 connector), 100BaseFX (multi/single-mode, SC or ST connector)
- Redundant dual 12/24/48 VDC, 18 to 30 VAC power inputs
- Hazardous area approvals, Class 1, Div 2 and ATEX

Device Description	Model Type	Operating Temp	Part No.
5 * RJ45	IE-SW-BL05-5TX	-10 to +60°C	1240840000
	IE-SW-BL05T-5TX	-40 to +75°C	1240850000
4 * RJ45, 1 * SC-Multimode	IE-SW-BL05-4TX-1SC	-10 to +60°C	1240890000
	IE-SW-BL05T-4TX-1SC	-40 to +75°C	1286550000
4 * RJ45, 1 * ST-Multimode	IE-SW-BL05-4TX-1ST	-10 to +60°C	1240880000
	IE-SW-BL05T-4TX-1ST	-40 to +75°C	1286540000
4 * RJ45, 1 * SC-Singlemode	IE-SW-BL05-4TX-1SCS	-10 to +60°C	1240870000
	IE-SW-BL05T-4TX-1SCS	-40 to +75°C	1286530000
8 * RJ45	IE-SW-BL08-8TX	-10 to +60°C	1240900000
	IE-SW-BL08T-8TX	-40 to +75°C	1286560000
6 * RJ45, 2 * SC-Multimode	IE-SW-BL08-6TX-2SC	-10 to +60°C	1240910000
	IE-SW-BL08T-6TX-2SC	-40 to +75°C	1240920000
6 * RJ45, 2 * ST-Multimode	IE-SW-BL08-6TX-2ST	-10 to +60°C	1240930000
	IE-SW-BL08T-6TX-2ST	-40 to +75°C	1286570000
6 * RJ45, 2 * SC-Singlemode	IE-SW-BL08-6TX-2SCS	-10 to +60°C	1412110000
	IE-SW-BL08T-6TX-2SCS	-40 to +75°C	1412120000
7 * RJ45, 1 * SC-Multimode	IE-SW-BL08-7TX-1SC	-10 to +60°C	1412070000
	IE-SW-BL08T-7TX-1SC	-40 to +75°C	1412080000
7 * RJ45, 1 * ST-Multimode	IE-SW-BL08-7TX-1ST	-10 to +60°C	1412090000
	IE-SW-BL08T-7TX-1ST	-40 to +75°C	1412100000
7 * RJ45, 1 * SC-Singlemode	IE-SW-BL08-7TX-1SCS	-10 to +60°C	1240950000
	IE-SW-BL08T-7TX-1SCS	-40 to +75°C	1286580000

Accessories

Device Description	Model Type	Part No.
19" Rack Mounting Kit	RM-KIT	1241440000
Cable fixing kit	IE-CFK-05	1339610000



Basic Line



Rack Mounting Kit

Value Line

Unmanaged Switches

- Plug and play switches in an IP30-rated rugged metal housing
- Fast Ethernet variants with 9 and 16 Ports
- Relay output warning for power failure and port break alarm
- Broadcast storm protection
- Transparent transmission of VLAN tagged packets
- Redundant dual 24 VDC power inputs
- Hazardous area approvals, Class 1, Div 2 and ATEX

Device Description	Model Type	Operating Temperature	Part No.
16 * RJ45	IE-SW-VL16-16TX	0 to +60°C	1241000000
	IE-SW-VL16T-16TX	-40 to +75°C	1286590000
6 * RJ45, 3 * SC-Multimode	IE-SW-VL09T-6TX-3SC	-40 to +75°C	1240980000
14 * RJ45, 2 * SC-Multimode	IE-SW-VL16-14TX-2SC	0 to +60°C	1241030000
	IE-SW-VL16T-14TX-2SC	-40 to +75°C	1286610000
14 * RJ45, 2 * ST-Multimode	IE-SW-VL16-14TX-2ST	0 to +60°C	1241050000
	IE-SW-VL16T-14TX-2ST	-40 to +75°C	1286620000



Value Line Unmanaged Switch

Gigabit Ethernet

Unmanaged Switches

- Plug and play switches in an IP30-rated rugged metal housing
- Redundant dual 12/24/48 VDC power inputs
- Relay output warning for power failure and port break alarm
- Broadcast storm protection
- Hazardous area approvals, Class 1, Div 2 and ATEX

Device Description	Model Type	Operating Temperature	Part No.
5 * RJ45 10/100/1000BaseT(X)	IE-SW-BL05-5GT	0 to 60°C	1241250000
	IE-SW-BL05T-5GT	-40 to +75°C	1286850000
8 * RJ45 10/100/1000BaseT(X)	IE-SW-VL08-8GT	0 to +60°C	1241270000
	IE-SW-VL08T-8GT	-40 to +75°C	1286860000
6 * RJ45 10/100/1000BaseT(X), 2 Combo Ports (10/100/1000 BaseT(X) or 100/1000BaseSFP)	IE-SW-VL08-6GT-2GS	0 to +60°C	1241280000
	IE-SW-VL08T-6GT-2GS	-40 to +75°C	1286870000



Gigabit Ethernet Unmanaged Switch

Power Over Ethernet (PoE) Switches

Unmanaged Switches

- 4 IEEE 802.3af/at compliant PoE and Ethernet combo ports
- Up to 30 watts per PoE port
- 24/48 VDC wide range redundant power inputs
- Intelligent power consumption detection and classification
- Redundant dual VDC power inputs
- Hazardous area approvals, Class 1, Div 2 and ATEX

Device Description	Model Type	Operating Temp	Part No.
Unmanaged, 4 RJ45 Copper Ports PoE+, 2 RJ45 Copper ports FE, Input Power 24-48VDC	IE-SW-BL06-2TX-4PoE	0°C to +60°C	1214380000
Unmanaged, 4 RJ45 Copper Ports PoE+, 2 FO Multimode SC ports, Input Power 24-48VDC	IE-SW-BL06-4PoE-2SC	0°C to +60°C	1504210000
Unmanaged, 4 RJ45 GigE Copper Ports PoE+, 1 RJ-45 GigE Copper ports FE, Input Power 24-48VDC	IE-SW-BL05-1GT-4GTPoE	0°C to +60°C	1504320000
Unmanaged, 4 RJ45 GigE Copper Ports PoE+, 1 RJ-45 GigE Copper ports FE, Input Power 24-48VDC	IE-SW-BL05T-1GT-4GTPoE	-40°C to +75°C	1504340000
Unmanaged, 4 RJ45 GigE Copper Ports PoE+, 1-SFP GigE port, Input Power 24-48VDC	IE-SW-BL05-1GS-4GTPoE	0°C to +60°C	1504360000



PoE Switch

Value Line Managed Switches

- Plug and play switches in an IP30-rated rugged metal housing
- Turbo Ring and Turbo Chain with fast recovery time (under 20 ms)
- 5-, 6- and 8-Port variants, (multi/single-mode, SC or ST connector)
- Hazardous area approvals, Class 1, Div 2 and ATEX

Device Description	Model Type	Operating Temperature	Part No.
5 * RJ45	IE-SW-VL05M-5TX	0 to +60°C	1504280000
5 * RJ45	IE-SW-VL05MT-5TX	-40 to +75°C	1504310000
8 * RJ45	IE-SW-VL08MT-8TX	-40 to +75°C	1240940000
5 * RJ45, 3 * SC-Multimode	IE-SW-VL08MT-5TX-3SC	-40 to +75°C	1240970000
5 * RJ45, 1 * SC-Multimode, 2 * SC-Singlemode	IE-SW-VL08MT-5TX-1SC-2SCS	-40 to +75°C	1345240000
6 * RJ45, 2 * ST-Multimode	IE-SW-VL08MT-6TX-2ST	-40 to +75°C	1240990000
6 * RJ45, 2 * SC-Multimode	IE-SW-VL08MT-6TX-2SC	-40 to +75°C	1344770000
6 * RJ45, 2 * SC-Singlemode	IE-SW-VL08MT-6TX-2SCS	-40 to +75°C	1241020000



Value Line Managed Switch

Premium Line Managed Switches

- Plug and play switches in an IP30-rated rugged metal housing
- Turbo Ring and Turbo Chain with fast recovery time (under 20 ms); RSTP/STP (IEEE 802.1w/D) for Ethernet redundancy
- Network management software available
- Hazardous area approvals, Class 1, Div 2 and ATEX

Device Description	Model Type	Operating Temperature	Part No.
8 * RJ45	IE-SW-PL08M-8TX IE-SW-PL08MT-8TX	0 to 60°C -40 to +75°C	1241040000 1286780000
6 * RJ45, 2 * SC-Multimode	IE-SW-PL08M-6TX-2SC IE-SW-PL08MT-6TX-2SC	0 to 60°C -40 to +75°C	1241070000 1286790000
6 * RJ45, 2 * ST-Multimode	IE-SW-PL08M-6TX-2ST IE-SW-PL08MT-6TX-2ST	0 to 60°C -40 to +75°C	1241080000 1286800000
6 * RJ45, 2 * SC-Singlemode	IE-SW-PL08M-6TX-2SCS IE-SW-PL08MT-6TX-2SCS	0 to 60°C -40 to +75°C	1241090000 1286810000
16 * RJ45	IE-SW-PL16M-16TX IE-SW-PL16MT-16TX	0 to 60°C -40 to +75°C	1241100000 1286820000
14 * RJ45, 2 * SC-Multimode	IE-SW-PL16M-14TX-2SC IE-SW-PL16MT-14TX-2SC	0 to 60°C -40 to +75°C	1241120000 1286830000
14 * RJ45, 2 * ST-Multimode	IE-SW-PL16M-14TX-2ST IE-SW-PL16MT-14TX-2ST	0 to 60°C -40 to +75°C	1241130000 1286840000



Premium Line Managed Switch

Gigabit Ethernet Managed Switches

- Plug and play switches in an IP30-rated rugged metal housing
- Turbo Ring, Turbo Chain, and RSTP/STP for network redundancy
- Hazardous area approvals, Class 1, Div 2 and ATEX

Device Description	Model Type	Operating Temperature	Part No.
3 * RJ45 10/100/1000BaseT(X), 7 * RJ45 10/100BaseT(X)	IE-SW-PL10M-3GT-7TX IE-SW-PL10MT-3GT-7TX	0 to 60°C -40 to +75°C	1241290000 1286930000
1 * RJ45 10/100/1000BaseT(X), 2 * Slots 1000BaseSFP, 7 * RJ45 10/100BaseT(X)	IE-SW-PL10M-1GT-2GS-7TX IE-SW-PL10MT-1GT-2GS-7TX	0 to 60°C -40 to +75°C	1241300000 1286940000
16 * RJ45 10/100BaseT(X), 2 * Kombi-Ports ¹	IE-SW-PL18M-2GC-16TX IE-SW-PL18MT-2GC-16TX	0 to +60°C -40 to +75°C	1241320000 1286970000
14 * RJ45 10/100BaseT(X), 2 * SC-Multimode 100FX, 2 * Kombi-Ports ¹	IE-SW-PL18M-2GC14TX2SC IE-SW-PL18MT-2GC14TX2SC	0 to +60°C -40 to +75°C	1241330000 1286990000
14 * RJ45 10/100BaseT(X), 2 * ST-Multimode 100FX, 2 * Kombi-Ports ¹	IE-SW-PL18M-2GC14TX2ST IE-SW-PL18MT-2GC14TX2ST	0 to +60°C -40 to +75°C	1241340000 1287000000
14 * RJ45 10/100BaseT(X), 2 * SC-Singlemode 100FX, 2 * Kombi-Ports ¹	IE-SW-PL18M-2GC14TX2SCS IE-SW-PL18MT-2GC14TX2SCS	0 to +60°C -40 to +75°C	1241350000 1287010000
4 * RJ45 10/100/1000BaseT(X)	IE-SW-PL09M-5GC-4GT	0 to 60°C	1241370000
5 * Kombi-Ports 10/100/1000BaseT(X) or 100/1000BaseSFP	IE-SW-PL09MT-5GC-4GT	-40 to +75°C	1287020000



Gigabit Ethernet Managed Switch

¹(10/100/1000 Base T(X) or 100/1000 Base SFP)

Power Over Ethernet (PoE) Switches

Managed Switches

- 4 IEEE 802.3af/at compliant PoE and Ethernet combo ports
- Up to 30 watts per PoE port
- 24/48 VDC wide range redundant power inputs
- Intelligent power consumption detection and classification
- Redundant dual VDC power inputs
- Hazardous area approvals, Class 1, Div 2 and ATEX



PoE Switches

Device Description	Model Type	Operating Temperature	Part No.
Managed, 2 Copper-Ports FE, 4 Copper-Ports PoE+, Input Power 24-48 VDC	IE-SW-PL06M-2TX-4PoE	0°C to +60°C	1241390000

Gigabit Routers

Reliable Ethernet connections between devices and networks

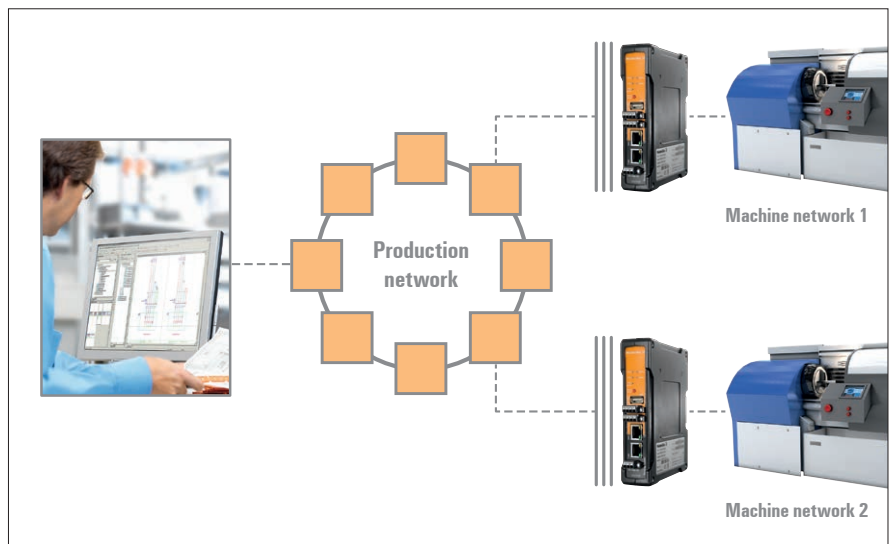
Communicate with machinery and systems securely, reliably from anywhere with Weidmüller Industrial routers. These routers translate between the addresses of various networks with protocols like port forwarding and 1:1 NAT masquerading. Communication between networks is performed via two Gigabit ports. These feature integrated VPN and remote access via either wired or wireless 3G/UMTS connection.

- Real time access to remote network or devices with built in 3G/UMTS modem
- Encrypted VPN for secure direct access to LAN's worldwide
- Integrated digital I/O port for local control and information
- Two Gigabit ports provide fast access even in encrypted tunnels
- Integrated firewalls prevent unauthorized access to network and devices



Gigabit Routers

Device Description	Model Type	Operating Temperature	Part No.
LAN/WAN Router	IE-SR-2GT-LAN	-20°C to +70°C	1345270000
LAN/WAN Router with integrated 3G/UMTS modem	IE-SR-2GT-UMTS/3G	-20°C to +70°C	1345250000



Media Converters

RJ45 (Copper) to Fiber Optic Converters

- 10/100 Base T(X) auto-negotiation and auto-MDI-X
- Link Fault Pass-Through (LFP)
- Power failure, port break alarm by relay output
- Redundant power inputs
- Hazardous area approvals, Class 1, Div 2/Zone 2 and ATEX



Device Description	Model Type	Operating Temperature	Part No.
1 Copper Port FE, 1 Fiber Port Multimode SC, Distance 4km	IE-MC-VL-1TX-1SC	0°C to +60°C	1241400000
	IE-MC-VLT-1TX-1SC	-40°C to +75°C	1286880000
1 Copper Port FE, 1 Fiber Port Multimode ST, Distance 4km	IE-MC-VL-1TX-1ST	0°C to +60°C	1241410000
	IE-MC-VLT-1TX-1ST	-40°C to +75°C	1286890000
1 Copper Port FE, 1 Fiber Port Singlemode SC, Distance 40km	IE-MC-VL-1TX-1SCS	0°C to +60°C	1241420000
	IE-MC-VLT-1TX-1SCS	-40°C to +75°C	1286900000



Media Converter

Industrial Serial to Ethernet Converters (CommServers)

- Convert or access your serial devices onto Ethernet networks
- Supports RS-232, RS-422 or RS-485
- Simple web interface for easy device configuration
- Integrated alarm relay output
- Units have integrated surge protection for both Serial and Ethernet ports and power supply
- Integrated two-port Ethernet Switch
- Available in single Serial or dual Serial versions
- Supports several operating modes including; TCP server, TCP client, UDP, Real COM, RFC 2217, reverse telnet, pair connection and Ethernet modem
- Hazardous area approvals, Class 1, Div 2/Zone 2 and ATEX



Device Description	Model Type	Operating Temperature	Part No.
Single Serial to Ethernet Converter	IE-CS-2TX-1RS232/485	0°C to +60°C	1242080000
	IE-CST-2TX-1RS232/485	-40°C to +75°C	1285830000
Dual Serial to Ethernet Converter	IE-CS-2TX-2RS232/485	0°C to +60°C	1242090000
	IE-CST-2TX-2RS232/485	-40°C to +75°C	1285840000



CommServers

Serial to Fiber Optic Converters

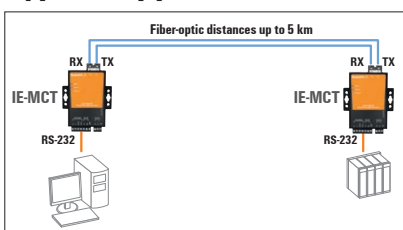
- Auto select of baud rate provides fastest data transmissions
- Transmits Serial RS-232, RS-422, and RS-485 data without effects of EMC
- Seamlessly switches between ring and point-to-point transmission modes

Device Description	Model Type	Operating Temperature	Part No.
Serial to SC Multimode Fiber Converter	IE-MC-1RS232/485-1SC	-40°C to +75°C	1344760000
Serial to ST Multimode Fiber Converter	IE-MC-1RS232/485-1ST	-40°C to +75°C	1362950000



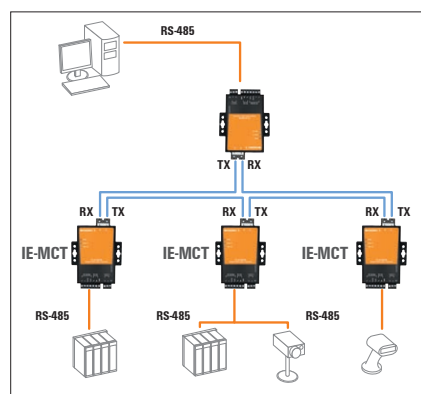
Serial to Fiber Optic Converters

Typical Applications




Transmission of serial data over longer distances

Routing serial signals from an RS-232/422/485 port to fiber-optics with SC or ST to span greater distances without additional power boosters.



Reduced installation costs

The converter connects serial devices in a fiber-optic circuit. This allows you to configure networks of up to 100 km in length.



CabinetLine Patch Cables

Cable Type	Length	Color	Jacket Material	Part No.
Cat.6A	0.5m	gray	LSZH	1165940005
Cat.6A	1m	gray	LSZH	1165940010
Cat.6A	2m	gray	LSZH	1165940020
Cat.6A	0.5m	blue	LSZH	1165900005
Cat.6A	1m	blue	LSZH	1165900010
Cat.6A	2m	blue	LSZH	1165900020
Cat.6A	0.5m	red	LSZH	1166030005
Cat.6A	1m	red	LSZH	1166030010
Cat.6A	2m	red	LSZH	1166030020
Cat.6A	0.5m	magenta	LSZH	1201270005
Cat.6A	1m	magenta	LSZH	1201270010
Cat.6A	2m	magenta	LSZH	1201270020
Cat.5	0.5m	green	PVC	1166020005
Cat.5	1m	green	PVC	1166020010
Cat.5	2m	green	PVC	1166020020
Cat.5	0.5m	green	PUR	1166000005
Cat.5	1m	green	PUR	1166000010
Cat.5	2m	green	PUR	1166000020

Bulk Installation Cable

Device Description	Length	Part No.
Copper		
IE-5IC4x2xAWG24/1-PUR	100m	8813160000
IE-5IC4x2xAWG24/1-PVC	100m	8813150000
IE-7IC4x2xAWG24/1-PUR	100m	8813140000
IE-7IC4x2xAWG24/1-PVC	100m	8813130000

Bulk Connection Cable

Description	Length	Part No.
Copper		
IE-5CC4x2xAWG26/7-PUR	100m	8813200000
IE-5CC4x2xAWG26/7-PVC	100m	8813190000
IE-7CC4x2xAWG26/7-PUR	100m	8813180000
IE-7CC4x2xAWG26/7-PVC	100m	8813170000

Accessories

Device Description	Type	Operating Temp	Part No.
External Backup and Restore Module	EBR-Module RS232	0°C to +60°C	1241430000
19"-Rack Mounting Kit for DIN-rail devices	RM-KIT	0°C to +60°C	1241440000
Gigabit Ethernet, Multimode, LC Connector, 500m	IE-SFP-1GSXLC	0°C to +60°C	1241490000
Gigabit Ethernet, Multimode, LC Connector, 2 km	IE-SFP-1GLSXLC	0°C to +60°C	1241500000
Gigabit Ethernet, Single Mode, LC Connector, 10 km	IE-SFP-1GLXLC	0°C to +60°C	1241510000
Gigabit Ethernet, Single Mode, LC Connector, 40 km	IE-SFP-1GLHXL	0°C to +60°C	1241520000
WDM-Type, Gigabit Ethernet, LC Connector, 10 km, Tx 1310 nm, Rx 1550 nm, must be paired with IE-SFP-1G10BLC	IE-SFP-1G10ALC	0°C to +60°C	1241530000
WDM-Type, Gigabit Ethernet, LC Connector, 10 km, Tx 1550 nm, Rx 1310 nm, must be paired with IE-SFP-1G10ALC	IE-SFP-1G10BLC	0°C to +60°C	1241540000
WDM-Type, Gigabit Ethernet, LC Connector, 20 km, Tx 1310 nm, Rx 1550 nm, must be paired with IE-SFP-1G20BLC	IE-SFP-1G20ALC	0°C to +60°C	1241550000
WDM-Type, Gigabit Ethernet, LC Connector, 20 km, Tx 1550 nm, Rx 1310 nm, must be paired with IE-SFP-1G20ALC	IE-SFP-1G20BLC	0°C to +60°C	1241570000
Fast Ethernet, Multimode, LC Connector, 4 km	IE-SFP-1FEMLC-T	-40°C to +85°C	1241450000
Fast Ethernet, Single Mode, LC Connector, 40 km	IE-SFP-1FESLC-T	-40°C to +85°C	1241470000
Fast Ethernet, Single Mode, LC Connector, 80 km	IE-SFP-1FELLC-T	-40°C to +85°C	1241480000

Note: WDM-type SFP modules must be used in pairs (e.g. SFP-1GXXALC and SFP-1GXXBLC)



EBR-Module RS232



Rack Mounting Kit











1-port Gigabit Ethernet SFP Modules









1-port Fast Ethernet SFP Modules

IP67 Industrial Ethernet Connections Metal Plug

Housings			Variant 1 Bayonet		Variant 14 PushPull RJ		Variant 14 PushPull Fiber-optic		Variant 5 HDC	
										
Inserts			With KS	Without KS	With KS	Without KS	With KS	Without KS	Without KS	
	RJ45 AWG 24 crimp		1962720000	1963150000	1963140000	1012070000	1012160000	1058110000	1058100000	1962540000
	RJ45 AWG 22 tool-free	TIA-A/-B/-P	1962730000	1963130000	1963120000	1012090000	1012170000			1963200000
	LWL SC	MM	1962750000	1963270000	1963260000			Please order separately		
		SM	1962760000	1963310000	1963300000			Please order separately		
		POF	1962770000	1963290000	1963280000			Please order separately		
	LWL LC	MM	1962780000	1963230000	1963220000			Please order separately		
		SM	1962790000	1963250000	1963240000			Please order separately		
Protective cap				1965690000		1058280000		1058280000		1968920000

KS = anti-kink protection

Plastic Plug

Housings			Variant 1 Bayonet		Variant 4 PushPull		
							
Inserts			With KS	Without KS	With KS	Without KS	
	RJ45 AWG 24 crimp		1962720000	1012560000	1012470000	1963190000	1963180000
	RJ45 AWG 22 tool-free	TIA-A/-B/-P	1962730000	1012570000	1012490000	1963170000	1963160000
	LWL SC	MM	1962750000	Please order separately		1963370000	1963360000
		SM	1962760000	Please order separately		1963410000	1963400000
		POF	1962770000	Please order separately		1963390000	1963380000
	LWL LC	MM	1962780000	Please order separately		1963330000	1963320000
		SM	1962790000	Please order separately		1963350000	1963340000
Protective cap				1965690000		1963890000	


KS = anti-kink protection

Outlet Boxes IP67 Plastic



Description	Type	Part No.
Outlet Plastic V04	IE-OP-V04P-1S	1045780000
Cable Coupler V04	IE-CC-V04P	1045960000
Outlet Plastic V01	IE-OP-V01P-1S	1061830000
Cable Coupler V01	IE-CC-V01P	1061820000


Outlet Boxes IP67



Type	Part No.
Bayonet V 01, 1 port, straight	1966300000
Bayonet V 01, 2 ports, left	1966320000
Bayonet V 01, 2 ports, right	1966310000
Bayonet V 01, 2 ports, straight	1966330000














Type	Part No.
Push Pull V 04, 1 port, straight	1966220000
Push Pull V 04, 2 ports, left	1966240000
Push Pull V 04, 2 ports, right	1966230000
Push Pull V 04, 2 ports, straight	1966250000










Type	Part No.
RockStar® V 05, 1 port, straight	1966260000
RockStar® V 05, 2 ports, left	1966280000
RockStar® V 05, 2 ports, right	1966270000
RockStar® V 05, 2 ports, straight	1966290000

IP67 Industrial Ethernet Connections - continued

Metal Flange

			Housings	Variant 1 Bayonet	Variant 14 PushPull RJ		Variant 14 PushPull fiber-optic		Variant 5 HDC
									
				1963540000	1011540000	1047950000			1963530000
	RJ45 coupling		1962840000	1963470000	1012310000	1058250000			1963510000
	RJ45 module	TIA-A	1962850000	1963480000	1012320000	1058270000			1963460000
		TIA-B	1963840000	Please order separately	Please order separately	Please order separately			Please order separately
		Profinet	1963830000	Please order separately	1085260000	Please order separately			1963700000
	SC/SCRJ coupling	Multi Mode	1964430000	1964450000			1058120000	1062590000	
		Single Mode	1962870000	1963440000			1058140000	1062600000	
	LC Duplex coupling	Multi Mode	1964420000	1964440000			1058130000	1062610000	
		Single Mode	1962880000	1963430000			1058150000	1062620000	
	USB coupling		1019570000	Please order separately	Please order separately	Please order separately			Please order separately
Protective cap				1965700000	1058310000		1058310000	1058310000	1665750000

Plastic Flange

			Housings	Variant 1 Bayonet	Variant 4 PushPull
<div style="display: flex; align-items: center;"> <div style="width: 15px; height: 15px; border: 1px solid black; margin-right: 5px;"></div> Individual Components </div> <div style="display: flex; align-items: center; margin-top: 5px;"> <div style="width: 15px; height: 15px; background-color: #f4a460; margin-right: 5px;"></div> Sets </div>					
				1016960000	1963520000
	RJ45 coupling		1962840000	1012370000	1963490000
	RJ45 module	TIA-A	1962850000	1012380000	1963500000
		TIA-B	1963840000	Please order separately	1963730000
		Profinet	1963830000	Please order separately	Please order separately
	SC/SCRJ coupling	Multi Mode	1964430000	Please order separately	1964470000
		Single Mode	1962870000	Please order separately	1963420000
	LC Duplex coupling	Multi Mode	1964420000	Please order separately	1964460000
		Single Mode	1962880000	Please order separately	1963450000
	USB coupling		1019570000	Please order separately	Please order separately
Protective cap				1965700000	1963900000

M12 Adaptors and Coupler



Description	Type	Part No.
Adaptor, 90°	IE-M12-Adap a	8901630000
Adaptor, straight	IE-M12-Adap s	8901620000
Coupler	IE-M12-Coup	8901640000

Front Panel Interface FrontCom®



Description	Type	Part No.
RJ45 Coupling	IE-FCM-RJ45-C	1018790000
TIA-A Module	IE-FCM-RJ45-FJ-A	1018810000
TIA-B Module	IE-FCM-RJ45-FJ-B	1018820000
Profinet Ethernet Module	IE-FCM-RJ45-FJ-P	1018830000
USB Coupling	IE-FCM-USB-A	1018840000
USB Coupling	IE-FCM-USB-AB	1222550000

Network Terminal Blocks

Description	Connection	Part No.
IE-TO-RJ45-C	RJ45 Coupling	8946920000
IE-TO-RJ45-FJ-A	RJ45, TIA-A Module	8946930000
IE-TO-RJ45-FJ-B	RJ45, TIA-B Module	8946940000
IE-TO-RJ45-FJ-P	RJ45, Profinet Ethernet Module	8946950000
IE-TO-USB	USB-A Coupling	8946960000
IE-TO-SCD-MM	SCD Multi-mode Fiber	8946970000
IE-TO-SCD-SM	SCD Single-mode Fiber	8946980000



Network Terminal Blocks

IP20 Industrial Ethernet Connections

RJ45 Field Installation

Description	Connection	Part No.
IE-PS-RJ45-FH-BK	Copper	1963600000



RJ45 Field Installation

Accessories

Description	Type
Switch Mark Marking Tags	SM27/18


PLC Interface Solutions

Pre-Assembled PLC Specific Cables and Modules

- Plug and Play Solution with double ended cables feature PLC specific connectors, eliminating the need for hardwiring
- Space saving design with jacketed cables for easy and flexible installation on standard DIN-rails
- Flexibility due to complete solutions from all major PLC suppliers and I/O cards with over 65 modules for digital and analog signals
- Safe and Secure connections with sealed flat connector with strain relief providing solid connections for use in rugged applications; shielded Sub-D connector to protect analog signals
- Easy 3-step Selection Process with the Electronic PLC Selection Guide
 - Select the PLC family and I/O card
 - Choose the module desired
 - Select the specific cable needed

Complete Solutions with PLC Interface Modules and Cables featuring the PLC specific connector on the control side are available for the following major PLC lines:

Manufacturer	Series
Siemens	S7-300
Siemens	S7-400
Telemecanique (Modicon/Square D/Schneider Electric)	Micro
Telemecanique (Modicon/Square D/Schneider Electric)	Premium
Telemecanique (Square D/Schneider Electric)	Twido
Telemecanique (Modicon/Square D/Schneider Electric)	Quantum
Telemecanique (Modicon/Square D/Schneider Electric)	M340
Rockwell	SLC500
Rockwell	Compact Logix
Rockwell	Control Logix
GE Intelligent Platforms	90-30
GE Intelligent Platforms	RX3i
Alspa	8035
Omron	CQM1
Omron	C200H
Omron	CJ1W
ABB	S800



Encapsulated Flat Connector with Strain Relief for Relay Outputs



Shielded Sub-D Connector for Analog Inputs/Outputs



Industrial RSV 1.6 Connector for Direct Inputs with Voltage >50V

Cable Interface Products

Standard Cable Interface Products


Weidmüller's multifaceted cable interface products are ideal for interfacing field wiring to high density cables. Designed for quick, simple and accurate plug-in installation, they:

- Accept most industry standard connector types
- Mount on industry standard DIN-rails, providing an excellent complement to rail-mounted products such as programmable controllers
- Reduce the amount of DIN-rail space normally required for field wiring termination
- Use double- and triple-level high-density terminals, saving space
- Require fewer wires to mark and dress
- Offer minimum installation error by connecting the field wiring to premarked printed circuit board terminal blocks that match the cable wiring

D-Subminiature

- Mechanically polarized connector with a metal body and two rows of pins or sockets
- Assembled in standard UL recognized 70 mm (2.76 in), high density 45 mm (1.77 in), and 87 mm (3.43 in) DIN-rail housings.
- Standard pin count: 9, 15, 25, 37 and 50
- Interface units IEC 807-2 DIN 41652

Poles	Model	Description	Width	Part No.
70 mm profile UL recognized				
9	RD-9JS Male	Male connector, 2 Tier screw terminal connection	39.88 mm	9159350000
9	RD-9JS Female	Female connector, 2 Tier screw terminal connection	39.88 mm	9159360000
15	RD-15JS Male	Male connector, 2 Tier screw terminal connection	55.12 mm	9159410000
15	RD-15JS Female	Female connector, 2 Tier screw terminal connection	55.12 mm	9159420000
25	RD-25JS Male	Male connector, 2 Tier screw terminal connection	85.09 mm	9159490000
25	RD-25JS Female	Female connector, 2 Tier screw terminal connection	85.09 mm	9159530000
37	RD-37JS Male	Male connector, 2 Tier screw terminal connection	116.84 mm	9159560000
37	RD-37JS Female	Female connector, 2 Tier screw terminal connection	116.84 mm	9159570000
50	RD-50JS Male	Male connector, 2 Tier screw terminal connection	149.35 mm	9196560000
50	RD-50JS Female	Female connector, 2 Tier screw terminal connection	149.35 mm	9196550000




D-Sub

Poles	Model	Description	Width	Part No.
45 mm profile				
9	RS SD9S UNC LPK2	Male connector, 2 Tier screw terminal connection	50.0 mm	8259010000
9	RS SD9B UNC LPK2	Female connector, 2 Tier screw terminal connection	50.0 mm	8216480000
15	RS SD15S UNC LPK2	Male connector, 2 Tier screw terminal connection	61.0 mm	8233350000
15	RS SD15B UNC LPK2	Female connector, 2 Tier screw terminal connection	61.0 mm	8209730000
25	RS SD25S UNC LPK2	Male connector, 2 Tier screw terminal connection	86.0 mm	8155650000
25	RS SD25B UNC LPK2	Female connector, 2 Tier screw terminal connection	86.0 mm	8155620000
37	RS SD37S UNC LPK2	Male connector, 2 Tier screw terminal connection	116.0 mm	8155660000
37	RS SD37B UNC LPK2	Female connector, 2 Tier screw terminal connection	116.0 mm	8155630000
50	RS SD50S UNC LPK2	Male connector, 2 Tier screw terminal connection	154.0 mm	8155670000
50	RS SD50B UNC LPK2	Female connector, 2 Tier screw terminal connection	154.0 mm	8155640000



D-Sub

Poles	Model	Description	Width	Part No.
87 mm profile				
9	RS SD9S UNC 4.40 LP2N	Male connector, 2 Tier screw terminal connection	45.0 mm	8003901001
9	RS SD9B UNC 4.40 LP2N	Female connector, 2 Tier screw terminal connection	45.0 mm	8003911001
15	RS SD15S UNC 4.40 LP2N	Male connector, 2 Tier screw terminal connection	60.0 mm	8005201001
15	RS SD15B UNC 4.40 LP2N	Female connector, 2 Tier screw terminal connection	60.0 mm	8005211001
25	RS SD25S UNC 4.40 LP2N	Male connector, 2 Tier screw terminal connection	80.0 mm	8005181001
25	RS SD25B UNC 4.40 LP2N	Female connector, 2 Tier screw terminal connection	80.0 mm	8005191001
37	RS SD37S UNC 4.40 LP2N	Male connector, 2 Tier screw terminal connection	110.0 mm	8003881001
37	RS SD37B UNC 4.40 LP2N	Female connector, 2 Tier screw terminal connection	110.0 mm	8003891001
50	RS SD50S UNC 4.40 LP2N	Male connector, 2 Tier screw terminal connection	154.0 mm	8005161001
50	RS SD50B UNC 4.40 LP2N	Female connector, 2 Tier screw terminal connection	154.0 mm	8005171001



D-Sub

ELCO

- High current rectangular plug connector with hermaphroditic contact design
- Connection mating and hold down accomplished with guide pins and one center mounted draw screw actuator
- Standard pin count: 38 and 56, all UL recognized

Poles	Description	Cable Connector Orientation	Part No.	Poles	Description	Cable Connector Orientation	Part No.
38	RS-ELCO 38 M/L Male	Left	9121260000	56	RS-ELCO 56 M/L Male	Left	9121310000
38	RS-ELCO 38 F/L Female	Left	9121280000	56	RS-ELCO 56 F/L Female	Left	9121330000
38	RS-ELCO 38 M/R Male	Right	9121270000	56	RS-ELCO 56 M/R Male	Right	9121320000
38	RS-ELCO 38 F/R Female	Right	9121290000	56	RS-ELCO 56 F/R Female	Right	9121340000




ELCO

IDC Ribbon


- Designed with polarizing key for guiding and keying the socket connector
- Typical voltage and current: 125 VDC at 1 A
- Assembled in standard UL recognized 70 mm (2.76 in), high density 45 mm (1.77 in), and 87 mm (3.43 in) DIN-rail housings.
- Pin center dimension: 0.100 in
- Standard pin count: 10, 14, 16, 20, 26, 30, 34, 36, 40, 50, 60 and 64

Poles	Model	Description	Width	Part No.
70 mm profile UL recognized				
10	RHDC 10	Male connector, 2 Tier screw terminal connection	39.88 mm	9159110000
14	RHDC 14	Male connector, 2 Tier screw terminal connection	49.78 mm	9159120000
16	RHDC 16	Male connector, 2 Tier screw terminal connection	55.12 mm	9159130000
20	RHDC 20	Male connector, 2 Tier screw terminal connection	64.77 mm	9159140000
26	RHDC 26	Male connector, 2 Tier screw terminal connection	84.84 mm	9159150000
30	RHDC 30	Male connector, 2 Tier screw terminal connection	94.74 mm	9159160000
34	RHDC 34	Male connector, 2 Tier screw terminal connection	104.65 mm	9159170000
40	RHDC 40	Male connector, 2 Tier screw terminal connection	120.14 mm	9159180000
50	RHDC 50	Male connector, 2 Tier screw terminal connection	142.49 mm	9159190000
60	RHDC 60	Male connector, 2 Tier screw terminal connection	175.01 mm	9159200000
64	RHDC 64	Male connector, 2 Tier screw terminal connection	181.61 mm	9159210000



IDC Ribbon

Poles	Model	Description	Width	Part No.
45 mm profile				
10	RS F10 LPK 2H/12	Male connector, 2 Tier screw terminal connection	49.0 mm	8155610000
14	RS F14 LPK 2H/16	Male connector, 2 Tier screw terminal connection	56.0 mm	8258980000
16	RS F16 LPK 2H/18	Male connector, 2 Tier screw terminal connection	64.0 mm	8265540000
20	RS F20 LPK 2H/22	Male connector, 2 Tier screw terminal connection	71.0 mm	8155600000
26	RS F26 LPK 2H/28	Male connector, 2 Tier screw terminal connection	86.0 mm	8213470000
34	RS F34 LPK 2H/36	Male connector, 2 Tier screw terminal connection	106.0 mm	8155590000
40	RS F40 LPK 2H/42	Male connector, 2 Tier screw terminal connection	121.0 mm	8155580000
50	RS F50 LPK 2H/52	Male connector, 2 Tier screw terminal connection	150.3 mm	8155570000
60	RS F60 LPK 2H/62	Male connector, 2 Tier screw terminal connection	180.0 mm	8259000000
64	RS F64 LPK 2H/66	Male connector, 2 Tier screw terminal connection	186.0 mm	8155550000




IDC Ribbon

Poles	Model	Description	Width	Part No.
87 mm profile - 2 tier				
10	RS F10 LP2N 5/10	Male connector, 2 Tier screw terminal connection	50.0 mm	0224961001
14	RS F14 LP2N 5/14	Male connector, 2 Tier screw terminal connection	50.0 mm	0225061001
16	RS F16 LP2N 5/16	Male connector, 2 Tier screw terminal connection	55.0 mm	0225161001
20	RS F20 LP2N 5/20	Male connector, 2 Tier screw terminal connection	65.0 mm	0224261001
26	RS F26 LP2N 5/26	Male connector, 2 Tier screw terminal connection	80.0 mm	0224861001
34	RS F34 LP2N 5/34	Male connector, 2 Tier screw terminal connection	110.0 mm	0224361001
40	RS F40 LP2N 5/40	Male connector, 2 Tier screw terminal connection	115.0 mm	0224461001
50	RS F50 LP2N 5/50	Male connector, 2 Tier screw terminal connection	145.0 mm	0224561001
60	RS F60 LP2N 5/60	Male connector, 2 Tier screw terminal connection	180.0 mm	0224661001
64	RS F64 LP2N 5/64	Male connector, 2 Tier screw terminal connection	180.0 mm	0224761001



2 Tier IDC Ribbon

Poles	Model	Description	Width	Part No.
87 mm profile - 3 tier				
10	RS F10 LP3R 3/12	Male connector, 3 Tier screw terminal connection	40.0 mm	8012850000
14	RS F14 LP3R 3/14	Male connector, 3 Tier screw terminal connection	45.0 mm	8012860000
16	RS F16 LP3R 3/18	Male connector, 3 Tier screw terminal connection	50.0 mm	8012870000
20	RS F20 LP3R 3/21	Male connector, 3 Tier screw terminal connection	50.0 mm	8012910000
26	RS F26 LP3R 3/27	Male connector, 3 Tier screw terminal connection	55.0 mm	8012920000
34	RS F34 LP3R 3/36	Male connector, 3 Tier screw terminal connection	70.0 mm	8012930000
40	RS F40 LP3R 3/42	Male connector, 3 Tier screw terminal connection	80.0 mm	8012940000
50	RS F50 LP3R 3/51	Male connector, 3 Tier screw terminal connection	95.0 mm	8012950000
60	RS F60 LP3R 3/63	Male connector, 3 Tier screw terminal connection	115.0 mm	8012960000
64	RS F64 LP3R 3/66	Male connector, 3 Tier screw terminal connection	120.0 mm	8012970000



3 Tier IDC Ribbon

RJ45 Interface

- DIN-rail mountable RJ45 Interface
- Terminate 4, 6, 8 conductors
- Rated at 60 V, 100 mA per contact, 12...26 AWG

Contacts	Description	Part No.
4	RJ-4A	9121710000
6	RJ-6A	9119150000
8	RJ-8A	9119160000




RJ45

RS RJ45 Interface

- Accepts 8 shielded signals
- Overvoltage Category 2
- RJ45/Cat 5

Contacts	Description	Part No.
8	RS-RJ45	8611320000



RS RJ45

Services and Support

Weidmuller offers custom design, engineering and assembly services—solutions that ensure you have the right product at the right time for your application. Partnering with our expert knowledge and experience allows your engineers to concentrate their time, energy and resources on maintaining your application goals.

Partner with Weidmuller for custom products when:

- Reduction of panel space requires condensed functionality
- Standard products do not meet your unique application need
- You need an expert designer to offer innovative solutions
- You need a truly inventive product to place you ahead of the competition
- Market pressures dictate a rapid turnaround on a custom product design

Weidmuller Offers Unmatched Expertise and Products


- Over 60 years of unparalleled innovative product design, manufacturing knowledge and experience
- Universal understanding of applications and approvals enabling us to develop solutions for customers worldwide
- Experienced design team to pinpoint your exact specifications
- Expert and accessible technical support team
- The ability to flexibly accommodate specialty components from other manufacturers, if required by your application
- Quality assurance of our products, as an ISO 9001 inspection point

Our design and engineering services include:

- Controller front panel adapters
- DIN-rail terminal blocks
- Controller interface products

Our custom assembly services include:

- Pre-assembled DIN-rail modules
- Population of the backplane for enclosures
- Custom marking—plotter printing, wire and cable marking and equipment marking
- Kitting of parts you use routinely




Industrial and Hazardous Certified Enclosures

At Weidmuller, we have the resources and capabilities to design and build both industrial and ATEX certified enclosures. We handle every aspect of the process:

- Initial design specifications
- Assembly and installation of box elements
- Terminal wiring
- Specifying, ordering and integrating third-party products
- Adding elements such as mounting plates and holes or knockouts for cable glands
- Providing full ATEX certification and documentation

Weidmuller is a Certified ATEX Installation House—ATEX licensed to design and build ATEX certified enclosures, providing you with all the required documentation and certification, and reducing your risk in hazardous locations.



Please contact Weidmuller for certified industrial and hazardous options.

AC Receptacles

Duplex Receptacles AC (DRAC)

DIN-rail mountable duplex receptacles make adding a 120V maintenance AC outlet to control cabinets quick and easy. These mount on standard 35 mm DIN-rail or are panel mountable.

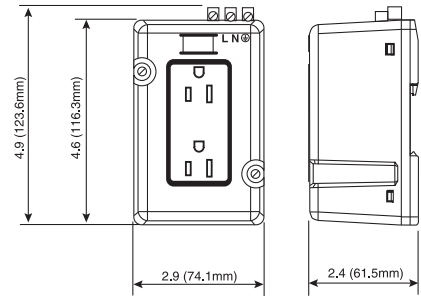
- Choice of 15A or 20A versions
- Choice of standard duplex or a GFCI duplex
- Includes LED power indicator
- 35 mm DIN-rail or panel mountable
- cULus Listed for your UL508 panels

Description	Part No.
DRAC DP20 - 20A, 120VAC Duplex Outlet with LED	6720005420
DRAC DP15 - 15A, 120VAC Duplex Outlet with LED	6720005421
DRAC GF15 - 15A, 120VAC GFCI Duplex Outlet with LED	6720005422
DRAC GF20 - 20A, 120VAC GFCI Duplex Outlet with LED	6720005423



Dual Outlet

GFCI

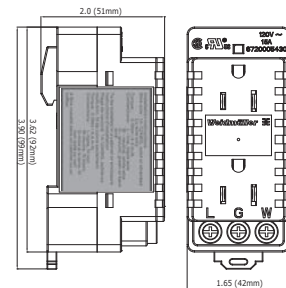


Duplex w/LED

Slimline Duplex Receptacles

- Need just 42 mm of DIN-rail
- Includes LED status power indicator
- Foot latches for easy installation or removal
- CSA certified and cURus recognized


Description	Part No.
Slimline 15 - 15A, 120VAC Duplex Outlet with LED	6720005430



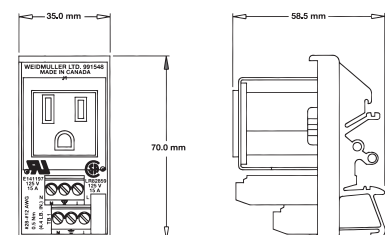
Simplex Receptacles

- Smallest AC receptacle on the market
- Mounts to 32 mm and 35 mm DIN-rail
- Versions with or without resettable circuit breaker

Description	Part No.
RS-Simplex 15 - 15A, 120VAC Simplex Outlet	9915480000
RS-Simplex CB 5 - 5A, 120VAC Simplex Outlet with Circuit Breaker	9915480001



Single Outlet

Single Outlet w/
Circuit Breaker

Power Supplies

Weidmüller offers a full range of power supplies for process control and manufacturing automation applications.

INSTAPOWER

The INSTAPOWER family of power supplies is designed in compact and robust housings for quick and easy TS35 DIN-rail mounting.

- Output voltage adjustable via potentiometer
- Wide-range input: 85...264 VAC / 120...300 VDC (24 W) / 110...370 VDC (25/48W)
- LED status indicator
- Option for connecting in parallel
- International approvals for use world-wide
- Space efficient designs (62.5 x 52 x 90.5 mm for 24W) – (62.5 x 70 x 90.5 mm for 48W) allow for installation in small locations
- Delivers up to 2 Amps of regulated output current at 24 VDC

Description	Output	Current	Part No.
CP SNT 12W 24V 0.5A	24 VDC	0.5 A	9918840024

Description	Output	Current	Part No.
CP SNT 24W 28V 1A	28 VDC	1.0 A	9928890028 ¹
CP SNT 24W 24V 1A	24 VDC	1.0 A	9928890024 ¹
CP SNT 24W 15V 1.5A	15 VDC	1.5 A	9928890015 ¹
CP SNT 24W 12V 1.5A	12 VDC	1.5 A	9928890012 ¹

Description	Output	Current	Part No.
CP SNT 24W 5V 2A	5 VDC	2.0 A	9928890005 ¹
CP SNT 25W 5V 5A	4...8 VDC	5.0 A	8754960000 ²
CP SNT 48W 12V 4A	9...15 VDC	4.0 A	8754970000 ²
CP SNT 48W 24V 2A	15...28 VDC	2.0 A	8739140000 ²
CP SNT 48W 48V 1A	45...55 VDC	1.0 A	8879230000 ²

Approvals

- | | |
|---|--|
| 1 | <ul style="list-style-type: none"> UL 508 Listed, CE Class 1 Div. 2 and Zone 2 for 9928890012 and 9928890024, UL 1310 (Class 2) for 9928890024 |
| 2 | <ul style="list-style-type: none"> CE, UL 508, IEC 60950, GS Class 2 |



CP SNT 12W 24V 0.5A



CP SNT 24W 28V 1A



CP SNT 48W 24V 2A

PROeco Power Supplies

PROeco switched-mode power supply units are defined by their compact design, high degree of efficiency and ease of service. This is due to over temperature protection, short-circuit and overload protection. They can be use universally in almost all applications.

Used with our diode modules, capacity modules and UPS offerings, the PROeco provides utmost flexibility, extensive safety and redundancy options.

- Fast status diagnostics – tricolor LED indication
- High efficiency – up to 93%
- Wide operating range – -25°C to +70°C
- Very durable – MTBF > 500,000 hours
- New small compact design – save up to 50% of cabinet space
- Alarm ability – includes integrated status output relay

Description	Input				Output			Dimensions W x H x D (mm)	Part No.
	Single phase	Three phase	AC (V)	DC (V)	DC (V)	Rated output current (A)	Rated power (W)		
PRO ECO 72W 24V 3A	X		85..264	80...370	24	3	72	34 x 125 x 100	1469470000
PRO ECO 120W 24V 5A	X		85..264	80...370	24	5	120	40 x 125 x 100	1469480000
PRO ECO 240W 24V 10A	X		85..264	80...370	24	10	180	60 x 125 x 100	1469490000
PRO ECO 480W 24V 20A	X		85..264	80...370	24	20	240	100 x 125 x 120	1469510000
PRO ECO 960W 24V 40A	X		85..264	80...370	24	40	480	160 x 125 x 120	1469520000
PRO ECO3 120W 24V 5A		X	340...575	450...870	24	5	960	40 x 125 x 100	1469530000
PRO ECO3 240W 24V 10A		X	340...575	450...870	24	10	240	60 x 125 x 100	1469540000
PRO ECO3 480W 24V 20A		X	340...575	450...870	24	20	120	100 x 125 x 120	1469550000
PRO ECO3 960W 24V 40A		X	340...575	450...870	24	40	240	160 x 125 x 120	1469560000
PRO ECO 72W 12V 6A	X		85..264	80...370	12	6	72	34 x 125 x 100	1469570000
PRO ECO 120W 12V 10A	X		85..264	80...370	12	10	120	40 x 125 x 100	1469580000
PRO ECO 240W 48V 5A	X		85..264	80...370	48	5	240	100 x 125 x 120	1469590000
PRO ECO 480W 48V 10A	X		85..264	80...370	48	10	480	160 x 125 x 120	1469610000



PROeco



Diode Modules

- Compact design starting at only 34 mm wide
- Enables parallel connections of two power supplies
- UL508 and CSA C22.2 No. 107.1 approved, cULus and cCSAus listed

Type	Description	Input Voltage Range	Output Voltage Range	Output Current	Part No.
CP M DM 20	20A Redundancy Diode Module	18 - 30 VDC	I _m - 0.7 VDC	20A @ 60°C	1222210000
CP M DM 40	40A Redundancy Diode Module	18 - 30 VDC	I _m - 0.7 VDC	40A @ 60°C	1222220000



Diode Module

Accessories

Capacity Modules:

They are used with 24 VDC power supplies and fitted between the output of the power supply and the circuit breakers. It responds to a sudden high demand for current from any connected load. If this occurs, it will immediately supply a high overload current necessary to "trigger" the circuit breaker into trip condition. This isolates the faulty load, relieves stress on the power supply and preserves the security and operation of the system.

Description	Type	Part No.
CP M CAP	Capacity Module	1222240000

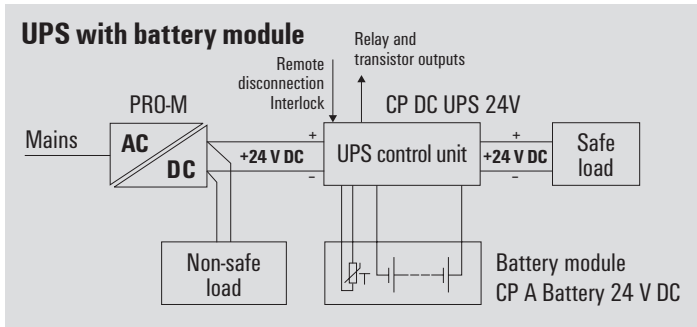


CP M Cap

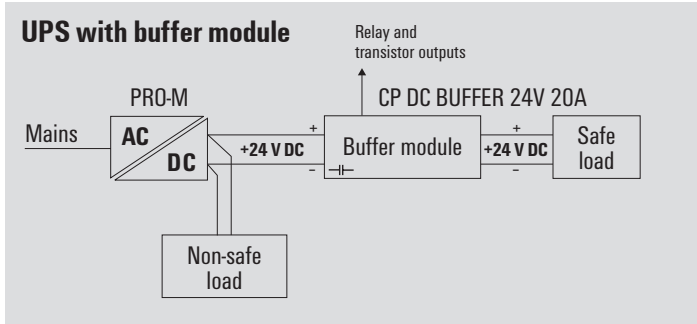


Example Applications

UPS with battery module



UPS with buffer module



PRO-H Series

The PRO-H SERIES is a new generation of high performance DIN-rail mounted single-phase power supplies designed to work reliably even under demanding factory floor conditions.

- Autoselect input eliminates the possibility of selecting the wrong input type
- Hazardous approvals - designed for use in process automation and other harsh industrial environments.
- Operating temperature range of -25°C to +70°C
- Capable of cold start-up at full load at -25°C.
- Indefinite short circuit, overvoltage and overtemperature protection
- Remote On/Off
- Shock and vibration proof
- Variable output voltage automatically adjusts and overcomes voltage drops/dips
- Easy installation with detachable screw terminal block and snap-on DIN-rail mounting
- DC-OK signal and external shut down function

Description	Phase	Output	Current	Part No.
CP T SNT 70W 12V 6A	Single	12 VDC	6 A	1105430000
CP T SNT 140W 12V 12A	Single	12 VDC	12 A	1105440000
CP T SNT 90W 24V 3.8A	Single	24 VDC	3.8 A	1105790000
CP T SNT 180W 24V 7.5A	Single	24 VDC	7.5 A	1105810000
CP T SNT 360W 24V 15A	Single	24 VDC	15 A	1105820000
CP T SNT 600W 24V 25A	Single	24 VDC	25 A	1105840000
CP T SNT 180W 48V 4A	Single	48 VDC	4 A	1105850000
CP T SNT 360W 48V 7.5A	Single	48 VDC	7.5 A	1105860000
CP T SNT 600W 48V 12.5A	Single	48 VDC	12.5 A	1105870000



PRO-H Series

Approvals

UL file E236157	\ Listed to UL508, CSA C22.2 No. 14
UL file E255651	UL to ANSI/UL60950, CSA60950
CE file 246286	CE to C22.2 No. 107.1
CE file 246286	CE to CSA60950, ANSI/UL60950
CE file 246286	CE C1D2 to C22.2 No. 213, UL1604, Group A, B, C, D
CE file 246286	CE C1Z2 to CSA60079-15, UL60079-15 & ANSI/ISA 12.012.01, Ex nC IIC T4U, Aex nC IIC T4U
IEC file SI-1729 B3	% marked
ATEX LCIE file 10	ATEX 1015 U EN60079-0, EN60079-15 (Ex nAC IIC T4 or T5 with derating)

Redundancy Modules – PRO-H

- UL and CSA Class 1, Division 2 Approvals, and ATEX
- Super slim, only 35 mm of DIN-rail space
- Wide operating temperature (-25°C to 70°C)

Description	Output	Current	Part No.
CP T RM 10	24 VDC	10 A	1105880000
CP T RM 20	24 VDC	20 A	1105890000



Redundancy Module – PRO-H


PROmax Power Supplies

For Your Toughest Demands!

PROmax power supplies are high performance switched mode supplies designed for the demanding needs of process heavy applications. They feature start up at temperatures as low as -40°C, Hazardous Area approvals (UL, Class 1 Division 2) and a 300% power boost, making them an ideal choice for harsh environment applications that require maximum power.



- Small housing: 32 mm – 140 mm widths
- MTBF: >500,000 hours
- Wide temperature range: -25°C ...+70°C, startup at -40°C
- External monitoring with relay contact
- Capable of parallel and series output connections
- Bi-color LED for easy status indication
- Shock and vibration resistant
- Powerful output surge capability up to 300%



Description	Input Voltage Range	Output Voltage Range	Output Current	Power	Part No.	Recommended Input Circuit Breaker
Single Phase Inputs						
PROmax 72W 24V 3A	85-277 VAC/80-370 VDC	24 VDC +/- 1%	3A	72W	1478100000	BR1C5AC
PROmax 120W 24V 5A	85-277 VAC/80-370 VDC	24 VDC +/- 1%	5A	120W	1478110000	BR1C5AC
PROmax 180W 24V 7.5A	85-277 VAC/80-370 VDC	24 VDC +/- 1%	7.5A	180W	1478120000	BR1C6AC
PROmax 240W 24V 10A	85-277 VAC/80-370 VDC	24 VDC +/- 1%	10A	240W	1478130000	BR1C6AC
PROmax 480W 24V 20A	85-277 VAC/80-370 VDC	24 VDC +/- 1%	20A	480W	1478140000	BR1C10AC
PROmax 960W 24V 40A	85-277 VAC/80-370 VDC	24 VDC +/- 1%	40A	960W	1478150000	BR1C10AC
PROmax 70W 5V 14A	85-277 VAC/80-370 VDC	5 VDC +/- 1%	14A	70W	1478210000	BR1C5AC
PROmax 72W 12V 6A	85-277 VAC/80-370 VDC	12 VDC +/- 1%	6A	72W	1478220000	BR1C5AC
PROmax 120W 12V 10A	85-277 VAC/80-370 VDC	12 VDC +/- 1%	10A	120W	1478230000	BR1C6AC
PROmax 240W 48V 5A	85-277 VAC/80-370 VDC	48 VDC +/- 1%	5A	240W	1478240000	BR1C6AC
PROmax 480W 48V 10A	85-277 VAC/80-370 VDC	48 VDC +/- 1%	10A	480W	1478250000	BR1C10AC
PROmax 960W 48V 20A	85-277 VAC/80-370 VDC	48 VDC +/- 1%	20A	960W	1478270000	BR1C10AC
3 Phase Inputs						
PROmax3 120W 24V 5A	3 x 320...3 x 575 VAC / 2 x 360...2 x 575 VAC	24 VDC +/- 1%	5A	120W	1478170000	BR3C2AC
PROmax3 240W 24V 10A	3 x 320...3 x 575 VAC / 2 x 360...2 x 575 VAC	24 VDC +/- 1%	10A	240W	1478180000	BR3C5AC
PROmax3 480W 24V 20A	3 x 320...3 x 575 VAC / 2 x 360...2 x 575 VAC	24 VDC +/- 1%	20A	480W	1478190000	BR3C5AC
PROmax3 960W 24V 40A	3 x 320...3 x 575 VAC / 2 x 360...2 x 575 VAC	24 VDC +/- 1%	40A	960W	1478200000	BR3C6AC

Redundancy Modules – Pro-H

- UL and CSA Class 1, Division 2 Approvals, and ATEX
- Super slim, only 35 mm of DIN-rail space
- Wide operating temperature (-25°C to 70°C)

Description	Output	Current	Part No.
CPT RM 10	24 VDC	10 A	1105880000
CPT RM 20	24 VDC	20 A	1105890000

Diode Modules

- UL508 and CSA C22.2 No. 107.1 approved, cULus and cCSAus listed

Type	Description	Input Voltage Range	Output Voltage Range	Output Current	Part No.
CP M DM 20	20A Redundancy Diode Module	18 - 30 VDC	$I_{in} - 0.7$ VDC	20A @ 60°C	1222210000
CP M DM 40	40A Redundancy Diode Module	18 - 30 VDC	$I_{in} - 0.7$ VDC	40A @ 60°C	1222220000



Redundancy Module – PRO-H

DC-DC Converters

- 12 VDC and 24 VDC input versions
- Space saving designs starting at 43 mm width
- Approvals include UL508 and CSA Class 1, Div. 2 approvals
- Robust and durable metal housings
- Wide operating temperature range (-25°C to +70°C)
- Power boost up to 600% for 16ms



Description	Input Voltage Range	Output Voltage Range	Output Current	Power	Part No.
CP DCDC 120W 24V 5A	14 - 32 VDC	24 VDC +/- 1%	5A @ 24 VDC	120W	2001800000
CP DCDC 240W 24V 10A	14 - 32 VDC	24 VDC +/- 1%	10A @ 24 VDC	240W	2001810000
CP DCDC 480W 24V 20A	14 - 32 VDC	24 VDC +/- 1%	20A @ 24 VDC	480W	2001820000

Other Weidmüller DC/DC converters:

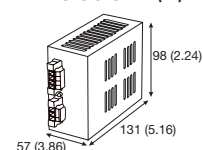
Description	Input Voltage Range	Output Voltage Range	Output Current	Power	Part No.
CP-DCDC 12VDC IN/24VDC, 2A OUT	10.2 - 16 VDC	22 - 24 VDC	2 A	50W	9919371224 ¹
CP-DCDC 12VDC IN/15VDC, 3A OUT	10.2 - 16 VDC	15 VDC	3 A	50W	9919371215 ¹
CP-DCDC 12VDC IN/12VDC, 3A OUT	10.2 - 16 VDC	12 VDC	3 A	50W	9919371212 ¹
CP-DCDC 12VDC IN/ 5VDC, 8A OUT	10.2 - 16 VDC	5 VDC	8 A	50W	9919371205 ¹
CP-DCDC 24VDC IN/24VDC, 2A OUT	18 - 30 VDC	22 - 24 VDC	2 A	50W	9919372424 ¹
CP-DCDC 24VDC IN/15VDC, 3A OUT	18 - 30 VDC	15 VDC	3 A	50W	9919372415 ¹
CP-DCDC 24VDC IN/12VDC, 3A OUT	18 - 30 VDC	12 VDC	3 A	50W	9919372412 ¹
CP-DCDC 24VDC IN/ 5VDC, 8A OUT	18 - 30 VDC	5 VDC	8 A	50W	9919372405 ¹

Approvals

- 1 | UL508, CSA Class 1 Div 2 Zone 2



Dimensions mm (in)

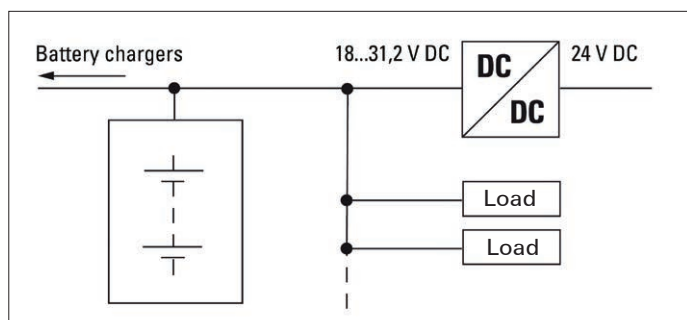


DC-DC Converter

Applications

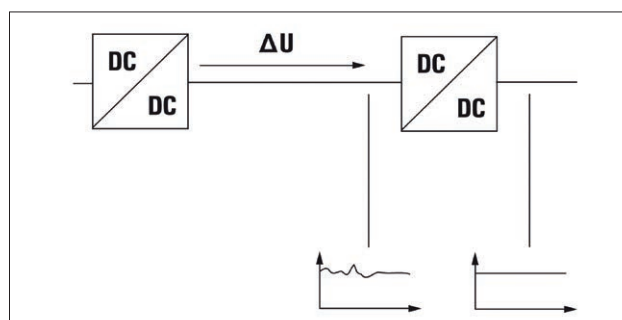
Stable 24 VDC supply

The DC/DC converter compensates for voltage fluctuations, which may result from unregulated power supplies or voltage drops due to long distances or noise.



Floating Earth Systems

Class III DC/DC converters are well suited for use in floating-earth systems, such as applications that use emergency-power batteries in parallel operations.



Uninterruptible Power Supplies (UPS's)

Secure Energy in Automation.

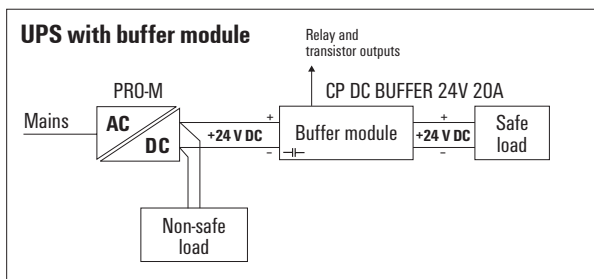
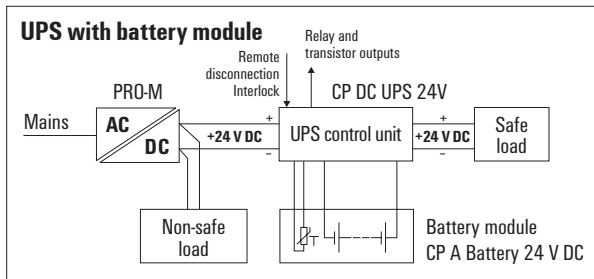
Extend system uptime by providing DC power in the event of an AC power failure. These BBU's and UPS's provide the best security and protection in the event of an AC power interruption including: charging, monitoring, status indication, alarming, all with back-up battery power.



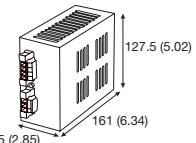
- Long battery life – temperature compensated charging for maximum battery life
- Protection from short, transient and/or long power failures
- Level indicator for status and error analysis
- Wide power options – modular design allow for load distribution
- Buffer modules manage 24 VDC power interruptions

Description	Input		Output			Part No.
	DC (V)	DC (V)	Adjustable range (V)	Rated current (A)	Power rating (W)	
CP DC BUFFER 24 V 20 A*	22.5...30	24	24	20	240	1251220000
CP DC UPS 24 V 20A/10 A	20...30	24	$U_{in}-0.3 V$	20/10	480/240	1370050010
CP DC UPS 24 V 40 A	20...30	24	$U_{in}-0.3 V$	40.00	960.00	1370040010
CP A BATTERY 24 V DC 1,3 Ah		24		5 A/6 min	1.3 Ah	1406930000
CP A BATTERY 24 V DC 3,4 Ah		24		10 A/11.3 min	3.4 Ah	1251070000
CP A BATTERY 24 V DC 7,2 Ah		24		20 A/11.5 min	7.2 Ah	1251080000
CP A BATTERY 24 V DC 12 Ah		24		20 A/22.7 min	12 Ah	1251090000
CP A BATTERY 24 V DC 17 Ah		24		20 A/34.2 min	17 Ah	1251110000

* CP DC Buffer rated at 250 ms at 20 A, 6 seconds at 1 A



Dimensions mm (in)

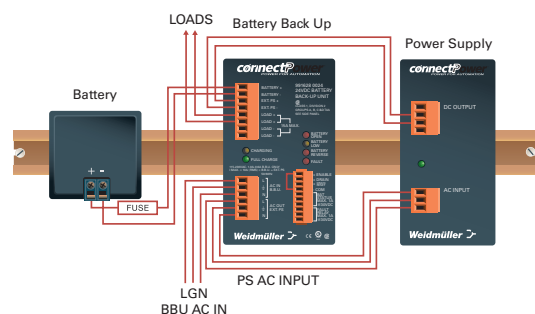


24 VDC Battery Back-Up Unit

Battery Back Up Units

- Increase system uptime by providing DC power in the event of an AC power failure
- Extensive monitoring is provided via LEDs and output connections
- DC backup system that actively manages DC battery banks

Description	Input	Part No.
BBU 12 VDC	12 VDC	9916280012
BBU 24 VDC	24 VDC	9916280024




Relays and Optocouplers

Weidmüller offers several different families of relays and optocouplers. These families include terminal block versions for high density installations like our new TERMSeries units that feature a distinct status display through an LED that completely illuminates the ejector and a unique multi-voltage input from 24V to 230V UC for an exceptional broad range of applications, as well as our RIDERSERIES units that feature PUSH-IN connection technology and industry leading heavy duty pinning.


TERMSeries Relays

- Features pluggable relays
- 1CO and 2CO versions with same profile for easy cross-connection
- Pluggable cross-connections on 5 levels to minimize wiring
- Compact design with 6.4 mm for 1CO versions and 12.8 mm for 2CO versions
- Distinctive status display with LED that completely illuminates the ejector
- Unique Multi-voltage input from 24V up to 230V UC
- Choice of screw clamp and tension clamp
- cULus listed



1CO versions

Model	Connection Type	Coil Rating	Part No.
TRS 5VDC 1CO	Screw Clamp	5VDC	1122740000
TRS 12VDC 1CO	Screw Clamp	12VDC	1122750000
TRS 24VDC 1CO	Screw Clamp	24VDC	1122770000
TRS 24VUC 1CO	Screw Clamp	24VUC	1122780000
TRS 48VUC 1CO	Screw Clamp	48VUC	1122790000
TRS 60VUC 1CO	Screw Clamp	60VUC	1122800000
TRS 120VUC 1CO	Screw Clamp	120VUC	1122810000
TRS 230VUC 1CO	Screw Clamp	230VUC	1122820000
TRS 24-230VUC 1CO	Screw Clamp	24V - 230VUC	1122850000
TRZ 5VDC 1CO	Tension Clamp	5VDC	1122860000
TRZ 12VDC 1CO	Tension Clamp	12VDC	1122870000
TRZ 24VDC 1CO	Tension Clamp	24VDC	1122880000
TRZ 24VUC 1CO	Tension Clamp	24VUC	1122890000
TRZ 48VUC 1CO	Tension Clamp	48VUC	1122900000
TRZ 60VUC 1CO	Tension Clamp	60VUC	1122910000
TRZ 120VUC 1CO	Tension Clamp	120VUC	1122920000
TRZ 230VUC 1CO	Tension Clamp	230VUC	1122930000
TRZ 24-230VUC 1CO	Tension Clamp	24V - 230VUC	1122970000



Screw Clamp

1CO RC versions


for protection against leakage currents on the control side

Model	Connection Type	Coil Rating	Part No.
TRS 120VAC RC 1CO	Screw Clamp	120VAC	1122830000
TRS 230VAC RC 1CO	Screw Clamp	230VAC	1122840000
TRZ 120VAC RC 1CO	Tension Clamp	120VAC	1122940000
TRZ 230VAC RC 1CO	Tension Clamp	230VAC	1122950000

TERMSeries Relays- continued

1CO versions with hard gold-plated contacts

Model	Connection Type	Coil Rating	Part No.
TRS 5VDC 1CO AU	Screw Clamp	5VDC	1122980000
TRS 12VDC 1CO AU	Screw Clamp	12VDC	1122990000
TRS 24VDC 1CO AU	Screw Clamp	24VDC	1123000000
TRS 24VUC 1CO AU	Screw Clamp	24VUC	1123010000
TRS 48VUC 1CO AU	Screw Clamp	48VUC	1123020000
TRS 60VUC 1CO AU	Screw Clamp	60VUC	1123030000
TRS 120VUC 1CO AU	Screw Clamp	120VUC	1123040000
TRS 230VUC 1CO AU	Screw Clamp	230VUC	1123050000
TRS 24-230VUC 1CO AU	Screw Clamp	24V - 230VUC	1123090000
TRZ 5VDC 1CO AU	Tension Clamp	5VDC	1123100000
TRZ 12VDC 1CO AU	Tension Clamp	12VDC	1123110000
TRZ 24VDC 1CO AU	Tension Clamp	24VDC	1123120000
TRZ 24VUC 1CO AU	Tension Clamp	24VUC	1123130000
TRZ 48VUC 1CO AU	Tension Clamp	48VUC	1123140000
TRZ 60VUC 1CO AU	Tension Clamp	60VUC	1123150000
TRZ 120VUC 1CO AU	Tension Clamp	120VUC	1123170000
TRZ 230VUC 1CO AU	Tension Clamp	230VUC	1123180000
TRZ 24-230VUC 1CO AU	Tension Clamp	24V - 230VUC	1123210000



Tension Clamp

1CO RC versions for protection against leakage currents on the control side with hard gold-plated contacts

Model	Connection Type	Coil Rating	Part No.
TRS 120VAC RC 1CO AU	Screw Clamp	120VUC	1123070000
TRS 230VAC RC 1CO AU	Screw Clamp	230VUC	1123080000
TRZ 120VAC RC 1CO AU	Tension Clamp	120VUC	1123190000
TRZ 230VAC RC 1CO AU	Tension Clamp	230VUC	1123200000

1CO versions Hazardous Area Approvals (UL Class 1, Division 2) cULus

Model	Connection Type	Coil Rating	Part No.
TRS 12 VDC 1CO C1D2	Screw Clamp	12VDC	1984560000
TRS 24 VDC 1CO C1D2	Screw Clamp	24VDC	1984570000
TRS 24 VUC 1CO C1D2	Screw Clamp	24VUC	1984580000
TRS 120 VACRC 1CO C1D2	Screw Clamp	120VAC RC	1984590000
TRS 230 VACRC 1CO C1D2	Screw Clamp	230VAC RC	1984600000
TRS 24-230 VUC 1CO C1D2	Screw Clamp	24 - 230VUC	1984610000



1CO versions Hazardous Area Approvals (UL Class 1, Division 2) cULus with hard gold-plated contacts


Model	Connection Type	Coil Rating	Part No.
TRS 12 VDC 1 COAU C1D2	Screw Clamp	12VDC	1984620000
TRS 24 VDC 1 COAU C1D2	Screw Clamp	24VDC	1984630000
TRS 120 VACRC 1 COAU C1D2	Screw Clamp	120VAC RC	1984640000
TRS 24-230 VUC 1 COAU C1D2	Screw Clamp	24 - 230VUC	1984650000



TERMSeries Relays- continued

2CO versions

Model	Connection Type	Coil Rating	Part No.
TRS 5VDC 2CO	Screw Clamp	5VDC	1123470000
TRS 12VDC 2CO	Screw Clamp	12VDC	1123480000
TRS 24VDC 2CO	Screw Clamp	24VDC	1123490000
TRS 24VUC 2CO	Screw Clamp	24VUC	1123500000
TRS 48VUC 2CO	Screw Clamp	48VUC	1123510000
TRS 60VUC 2CO	Screw Clamp	60VUC	1123520000
TRS 120VUC 2CO	Screw Clamp	120VUC	1123530000
TRS 230VUC 2CO	Screw Clamp	230VUC	1123540000
TRS 24-230VUC 2CO	Screw Clamp	24V - 230VUC	1123580000
TRZ 5VDC 2CO	Tension Clamp	5VDC	1123590000
TRZ 12VDC 2CO	Tension Clamp	12VDC	1123600000
TRZ 24VDC 2CO	Tension Clamp	24VDC	1123610000
TRZ 24VUC 2CO	Tension Clamp	24VUC	1123620000
TRZ 48VUC 2CO	Tension Clamp	48VUC	1123630000
TRZ 60VUC 2CO	Tension Clamp	60VUC	1123640000
TRZ 120VUC 2CO	Tension Clamp	120VUC	1123650000
TRZ 230VUC 2CO	Tension Clamp	230VUC	1123670000
TRZ 24-230VUC 2CO	Tension Clamp	24V - 230VUC	1123700000




Screw Clamp

2CO RC versions

for protection against leakage currents on the control side

Model	Connection Type	Coil Rating	Part No.
TRS 120VAC RC 2CO	Screw Clamp	120VAC	1123550000
TRS 230VAC RC 2CO	Screw Clamp	230VAC	1123570000
TRZ 120VAC RC 2CO	Tension Clamp	120VAC	1123680000
TRZ 230VAC RC 2CO	Tension Clamp	230VAC	1123690000



Tension Clamp

2CO versions

with hard gold plated contacts

Model	Connection Type	Coil Rating	Part No.
TRS 5VDC 2CO AU	Screw Clamp	5VDC	1123710000
TRS 12VDC 2CO AU	Screw Clamp	12VDC	1123720000
TRS 24VDC 2CO AU	Screw Clamp	24VDC	1123730000
TRS 24VUC 2CO AU	Screw Clamp	24VUC	1123740000
TRS 48VUC 2CO AU	Screw Clamp	48VUC	1123750000
TRS 60VUC 2CO AU	Screw Clamp	60VUC	1123770000
TRS 120VUC 2CO AU	Screw Clamp	120VUC	1123780000
TRS 230VUC 2CO AU	Screw Clamp	230VUC	1123790000
TRS 24-230VUC 2CO AU	Screw Clamp	24V - 230VUC	1123820000
TRZ 5VDC 2CO AU	Tension Clamp	5VDC	1123830000
TRZ 12VDC 2CO AU	Tension Clamp	12VDC	1123840000
TRZ 24VDC 2CO AU	Tension Clamp	24VDC	1123850000
TRZ 24VUC 2CO AU	Tension Clamp	24VUC	1123870000
TRZ 48VUC 2CO AU	Tension Clamp	48VUC	1123880000
TRZ 60VUC 2CO AU	Tension Clamp	60VUC	1123890000
TRZ 120VUC 2CO AU	Tension Clamp	120VUC	1123900000
TRZ 230VUC 2CO AU	Tension Clamp	230VUC	1123910000
TRZ 24-230VUC 2CO AU	Tension Clamp	24V - 230VUC	1123920000

2CO RC versions


for protection against leakage currents on the control side
with hard gold-plated contacts

Model	Connection Type	Coil Rating	Part No.
TRS 120VAC RC 2CO AU	Screw Clamp	120VUC	1123800000
TRS 230VAC RC 2CO AU	Screw Clamp	230VUC	1123810000
TRZ 120VAC RC 2CO AU	Tension Clamp	120VUC	1123920000
TRZ 230VAC RC 2CO AU	Tension Clamp	230VUC	1123930000

TERMSeries Relays- continued

TERMSeries Jumpers

Model	Description	Part No.
ZQV 1.5N/R6.4/2 GE	2 pole cross connection, 6.4 mm, yellow	1193670000
ZQV 1.5N/R6.4/10 GE	10 pole cross connection, 6.4 mm, yellow	1193680000
ZQV 1.5N/R6.4/19 GE	19 pole cross connection, 6.4 mm, yellow	1193690000
ZQV 1.5N/R12.8/10 GE	10 pole cross connection, 12.8 mm, yellow	1193700000



Jumpers

TERMSeries Accessories

Model	Description	Part No.
TXS SUPPLY	Supply Terminal Screw clamp	1240780000
TXZ SUPPLY	Supply Terminal Tension clamp	1240790000
TW TXS/TXZ R3.2	Isolation Plate 3.2 mm pitch	1240800000




Isolation Plate



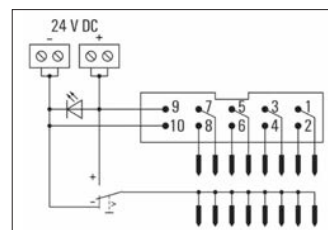
Supply Terminal

TERMSeries Interface Adapters (TIA'S)

- Can be used in positive switching logic and negative switching logic with easy switch
- Connect 8 signal paths with one cable
- Easy PUSH-IN design for simple supply voltage bridging
- With reverse polarity protection
- Versions with 8 or 16 signals supported



Model	Connection Type	No. of Signal Paths	Connector Type	Part No.
TIA F10	PUSH-IN	8	10 pole plug (DIN EN 60603-13)	1463520000
TIA SUBD15S	PUSH-IN	8	Sub D, 15 pole	1463530000
TIAL F10	PUSH-IN	16	10 pole plug (DIN EN 60603-13)	1463540000
TIAL F20	PUSH-IN	16	20 pole plug (DIN EN 60603-13)	1463550000

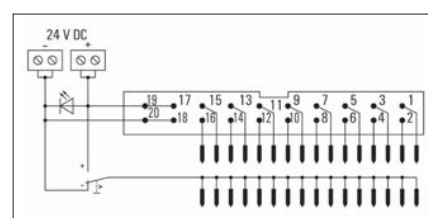


Wiring diagram for TIAL F20 and TIA SUBD15S

Cables and Quick Connectors for TERMSeries Interface Adapters (TIA's)

Designed for quick and simple connections between TERMSeries relay assemblies and any DCS, PLC or terminal blocks.

- All cables are pre-assembled
- cULus cables and connectors
- 22 AWG cable with shielding



Wiring diagram for TIAL F20

Use with TIAL F10

Model	Connection Type	Length Meters	Part No.
SP-CBL-TIAU-10-10 0.5M	10 pin to 10 pin	0.5	6720000960
SP-CBL-TIAU-10-10 1.0M	10 pin to 10 pin	1.0	6720000961
SP-CBL-TIAU-10-10 2.0M	10 pin to 10 pin	2.0	6720000962
SP-CBL-TIAU-10-10 3.0M	10 pin to 10 pin	3.0	6720000963
SP-CBL-TIAU-10-10 5.0M	10 pin to 10 pin	5.0	6720000964

Model	Connection Type	Length Meters	Part No.
SP-CBL-TIAU-10-F 0.5M	10 pin to flying leads	0.5	6720000965
SP-CBL-TIAU-10-F 1.0M	10 pin to flying leads	1.0	6720000966
SP-CBL-TIAU-10-F 2.0M	10 pin to flying leads	2.0	6720000967
SP-CBL-TIAU-10-F 3.0M	10 pin to flying leads	3.0	6720000968
SP-CBL-TIAU-10-F 5.0M	10 pin to flying leads	5.0	6720000969


Use with TIAL F20

Model	Connection Type	Length Meters	Part No.
SP-CBL-TIAU-20-20 0.5M	20 pin to 20 pin	0.5	6720000945
SP-CBL-TIAU-20-20 1.0M	20 pin to 20 pin	1.0	6720000946
SP-CBL-TIAU-20-20 2.0M	20 pin to 20 pin	2.0	6720000947
SP-CBL-TIAU-20-20 3.0M	20 pin to 20 pin	3.0	6720000948
SP-CBL-TIAU-20-20 5.0M	20 pin to 20 pin	5.0	6720000949

Model	Connection Type	Length Meters	Part No.
SP-CBL-TIAU-20-F 0.5M	20 pin to flying leads	0.5	6720000950
SP-CBL-TIAU-20-F 1.0M	20 pin to flying leads	1.0	6720000951
SP-CBL-TIAU-20-F 2.0M	20 pin to flying leads	2.0	6720000952
SP-CBL-TIAU-20-F 3.0M	20 pin to flying leads	3.0	6720000953
SP-CBL-TIAU-20-F 5.0M	20 pin to flying leads	5.0	6720000954

RIDERSERIES Relays

- Choice of screw clamp or PUSH-IN connections
- Push-to-test levers available in all values and formats
- Color coded marking for AC and DC inputs
- Heavy duty industry standard relay pinning
- 3 Changeover Contact versions also available, see Catalog 4.2.
- CE, cURus, CSA approvals

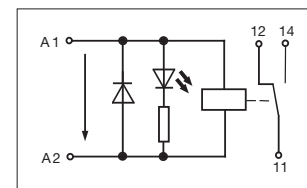


RCI Kit

RCI-Kit, 1 Changeover Contact 250VAC/16A, 15 mm in width

Model	Part No.
Type with test button on relay	
RCIKIT 24VDC 1CO LD/PB	8881580000
RCIKITP 24VDC 1CO LD/PB	8897190000
RCIKIT 24VAC 1CO LD/PB	8881590000
RCIKITP 24VAC 1CO LD/PB	8897200000
RCIKIT 120VAC 1CO LD/PB	8897060000
RCIKITP 120VAC 1CO LD/PB	8897210000
RCIKIT 230VAC 1CO LD/PB	8881600000
RCIKITP 230VAC 1CO LD/PB	8897220000

Model	Part No.
Type without test button	
RCIKIT 24VDC 1CO LED	8871000000
RCIKITP 24VDC 1CO LD	8897110000
RCIKIT 24VAC 1CO LED	8871010000
RCIKITP 24VAC 1CO LD	8897120000
RCIKIT 120VAC 1CO LD	8897090000
RCIKITP 120VAC 1CO LD	8897130000
RCIKIT 230VAC 1CO LED	8871020000
RCIKITP 230VAC 1CO LD	8897140000

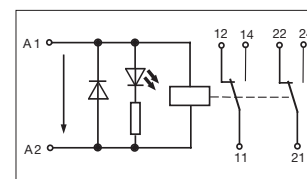


1 CO (SPDT)

RCI-Kit, 2 Changeover Contact 250VAC/8A, 15 mm in width

Model	Part No.
Type with test button on relay	
RCIKIT 24VDC 2CO LD/PB	8881610000
RCIKITP 24VDC 2CO LD/PB	8897230000
RCIKIT 24VAC 2CO LD/PB	8881620000
RCIKITP 24VAC 2CO LD/PB	8897240000
RCIKIT 120VAC 2CO LD/PB	8897080000
RCIKITP 120VAC 2CO LD/PB	8897250000
RCIKIT 230VAC 2CO LD/PB	8881630000
RCIKITP 230VAC 2CO LD/PB	8897260000

Model	Part No.
Type without test button	
RCIKIT 24VDC 2CO LED	8871030000
RCIKITP 24VDC 2CO LD	8897150000
RCIKIT 24VAC 2CO LED	8871040000
RCIKITP 24VAC 2CO LD	8897160000
RCIKIT 120VAC 2CO LD	8897100000
RCIKITP 120VAC 2CO LD	8897170000
RCIKIT 230VAC 2CO LED	8871050000
RCIKITP 230VAC 2CO LD	8897180000



2 CO (DPDT)

Accessories

Model	Part No.
For PUSH-IN socket	
SRC-IQV (Jumper to common 1CO and 2CO relays– coil points or contact points)	8870840000
For Screw socket	
SRC-IQVS (Jumper to common 1CO and 2CO relays– coil points or contact points)	1132070000



SRC-IQV




SRC-IQVS

RIDERSERIES Relays - continued

RCM-KIT, 2 Changeover Contact

250VAC/12A, 27 mm in width, with LED and test lever

Model	Connection Type	Coil Rating	Part No.
RCMKIT-I 24VDC 2CO LD	Screw	24 VDC	8920940000
RCMKITP-I 24VDC 2CO LD	PUSH-IN	24 VDC	8921080000
RCMKIT-I 24VAC 2CO LD	Screw	24 VAC	8920950000
RCMKITP-I 24VAC 2CO LD	PUSH-IN	24 VAC	8921090000
RCMKIT-I 115VAC 2CO LD	Screw	115 VAC	8920960000
RCMKITP-I 115VAC 2CO LD	PUSH-IN	115 VAC	8921100000
RCMKIT-I 230VAC 2CO LD	Screw	230 VAC	8920970000
RCMKITP-I 230VAC 2CO LD	PUSH-IN	230 VAC	8921110000

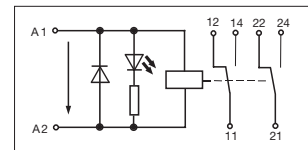


RCM Kit

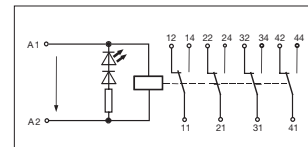
RCM-KIT, 4 Changeover Contact

250VAC/6A, 27 mm in width, with LED and test lever

Model	Connection Type	Coil Rating	Part No.
RCMKIT-I 24VDC 4CO LD	Screw	24 VDC	8921030000
RCMKITP-I 24VDC 4CO LD	PUSH-IN	24 VDC	8921120000
RCMKIT-I 24VAC 4CO LD	Screw	24 VAC	8921040000
RCMKITP-I 24VAC 4CO LD	PUSH-IN	24 VAC	8921130000
RCMKIT-I 115VAC 4CO LD	Screw	115 VAC	8921050000
RCMKITP-I 115VAC 4CO LD	PUSH-IN	115 VAC	8921140000
RCMKIT-I 230VAC 4CO LD	Screw	230 VAC	8921060000
RCMKITP-I 230VAC 4CO LD	PUSH-IN	230 VAC	8921150000



2 CO



4 CO

RIDERSERIES Jumpers

Model	Connection Type	Description	Part No.
SCM-I QV	PUSH-IN	2 pole jumper to common 2CO and 4CO relays - coil points or contact points	8870850000
SCM-IQV S	Screw	2 pole jumper to common 2CO and 4CO relays - coil points or contact points	1132080000



SCM-I QV



SCM-IQV S

TERMOPTO Series

- Electrical isolation in terminal block format
- Space saving design with 6 mm width
- Integrated LEDs for clear status indication
- Wear-free semiconductor switch with extensive protective circuitry
- Choice of screw or PUSH-IN terminals
- cULus listed



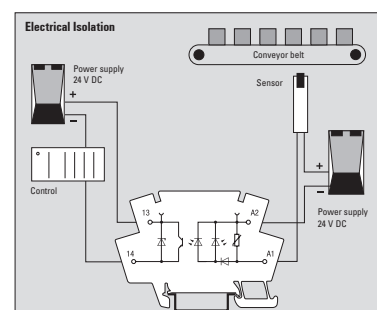
TERMOPTO Series

Typical Applications

The TERMOPTO solid-state relay is for use in industrial applications where electrical isolation and signal conditioning without switching amplification is sufficient.

DC Output Versions 100mA, 5 to 48 VDC

Model	Connection Type	Rated Control Voltage	Rated Current	Part No.
TOS 5VDC/48VDC 0.1A	Screw	5 VDC	100mA	8950700000
TOP 5VDC/48VDC 0.1A	PUSH-IN	5 VDC	100mA	8950760000
TOS 12VDC/48VDC 0.1A	Screw	12 VDC	100mA	8950710000
TOP 12VDC/48VDC 0.1A	PUSH-IN	12 VDC	100mA	8950770000
TOS 24VDC/48VDC 0.1A	Screw	24 VDC	100mA	8950720000
TOP 24VDC/48VDC 0.1A	PUSH-IN	24 VDC	100mA	8950780000
TOS 48-60VDC/48VDC 0.1A	Screw	48...60 VDC	100mA	8950730000
TOP 48-60VDC/48VDC 0.1A	PUSH-IN	48...60 VDC	100mA	8950790000
TOS 110VDC/48VDC 0.1A	Screw	110 VDC	100mA	8950740000
TOP 110VDC/48VDC 0.1A	PUSH-IN	110 VDC	100mA	8950800000
TOS 220VDC/48VDC 0.1A	Screw	220 VDC	100mA	8950750000
TOP 220VDC/48VDC 0.1A	PUSH-IN	220 VDC	100mA	8950810000
TOS 24VAC/48VDC 0.1A	Screw	24 VAC	100mA	8950820000
TOP 24VAC/48VDC 0.1A	PUSH-IN	24 VAC	100mA	8950860000
TOS 48-60VAC/48VDC 0.1A	Screw	48...60 VAC	100mA	8950830000
TOP 48-60VAC/48VDC 0.1A	PUSH-IN	48...60 VAC	100mA	8950870000
TOS 120VAC/48VDC 0.1A	Screw	120 VAC	100mA	8950840000
TOP 120VAC/48VDC 0.1A	PUSH-IN	120 VAC	100mA	8950880000
TOS 230VAC/48VDC 0.1A	Screw	230 VAC	100mA	8950850000
TOP 230VAC/48VDC 0.1A	PUSH-IN	230 VAC	100mA	8950890000



DC Output Version

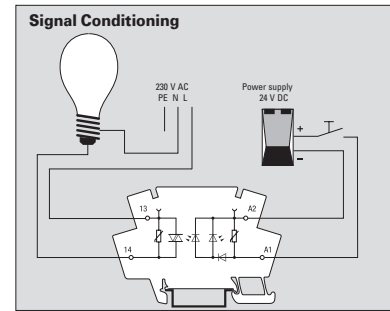
DC Output Versions 500mA, 5 to 48 VDC

Model	Connection Type	Rated Control Voltage	Rated Current	Part No.
TOS 5VDC/48VDC 0.5A	Screw	5 VDC	500mA	8950900000
TOP 5VDC/48VDC 0.5A	PUSH-IN	5 VDC	500mA	8950960000
TOS 12VDC/48VDC 0.5A	Screw	12 VDC	500mA	8950910000
TOP 12VDC/48VDC 0.5A	PUSH-IN	12 VDC	500mA	8950970000
TOS 24VDC/48VDC 0.5A	Screw	24 VDC	500mA	8950920000
TOP 24VDC/48VDC 0.5A	PUSH-IN	24 VDC	500mA	8950980000
TOS 48-60VDC/48VDC 0.5A	Screw	48...60 VDC	500mA	8950930000
TOP 48-60VDC/48VDC 0.5A	PUSH-IN	48...60 VDC	500mA	8950990000
TOS 110VDC/48VDC 0.5A	Screw	110 VDC	500mA	8950940000
TOP 110VDC/48VDC 0.5A	PUSH-IN	110 VDC	500mA	8951000000
TOS 220VDC/48VDC 0.5A	Screw	220 VDC	500mA	8950950000
TOP 220VDC/48VDC 0.5A	PUSH-IN	220 VDC	500mA	8951010000
TOS 24VAC/48VDC 0.5A	Screw	24 VAC	500mA	8951020000
TOP 24VAC/48VDC 0.5A	PUSH-IN	24 VAC	500mA	8951060000
TOS 48-60VAC/48VDC 0.5A	Screw	48...60 VAC	500mA	8951030000
TOP 48-60VAC/48VDC 0.5A	PUSH-IN	48...60 VAC	500mA	8951070000
TOS 120VAC/48VDC 0.5A	Screw	120 VAC	500mA	8951040000
TOP 120VAC/48VDC 0.5A	PUSH-IN	120 VAC	500mA	8951080000
TOS 230VAC/48VDC 0.5A	Screw	230 VAC	500mA	8951050000
TOP 230VAC/48VDC 0.5A	PUSH-IN	230 VAC	500mA	8951090000

TERMOPTO Series - continued

AC Output Versions 100mA, 24 to 230 VAC


Model	Connection Type	Rated Control Voltage	Rated Current	Part No.
TOS 5VDC/230VAC 0.1A	Screw	5 VDC	100mA	8951100000
TOP 5VDC/230VAC 0.1A	PUSH-IN	5 VDC	100mA	8951160000
TOS 12VDC/230VAC 0.1A	Screw	12 VDC	100mA	8951110000
TOP 12VDC/230VAC 0.1A	PUSH-IN	12 VDC	100mA	8951170000
TOS 24VDC/230VAC 0.1A	Screw	24 VDC	100mA	8951120000
TOP 24VDC/230VAC 0.1A	PUSH-IN	24 VDC	100mA	8951180000
TOS 48-60VDC/230VAC 0.1A	Screw	48...60 VDC	100mA	8951130000
TOP 48-60VDC/230VAC 0.1A	PUSH-IN	48...60 VDC	100mA	8951190000
TOS 110VDC/230VAC 0.1A	Screw	110 VDC	100mA	8951140000
TOP 110VDC/230VAC 0.1A	PUSH-IN	110 VDC	100mA	8951200000
TOS 220VDC/230VAC 0.1A	Screw	220 VDC	100mA	8951150000
TOP 220VDC/230VAC 0.1A	PUSH-IN	220 VDC	100mA	8951210000
TOS 24VAC/230VAC 0.1A	Screw	24 VAC	100mA	8951220000
TOP 24VAC/230VAC 0.1A	PUSH-IN	24 VAC	100mA	8951260000
TOS 48-60VAC/230VAC 0.1A	Screw	48...60 VAC	100mA	8951230000
TOP 48-60VAC/230VAC 0.1A	PUSH-IN	48...60 VAC	100mA	8951270000
TOS 120VAC/230VAC 0.1A	Screw	120 VAC	100mA	8951240000
TOP 120VAC/230VAC 0.1A	PUSH-IN	120 VAC	100mA	8951280000
TOS 230VAC/230VAC 0.1A	Screw	230 VAC	100mA	8951250000
TOP 230VAC/230VAC 0.1A	PUSH-IN	230 VAC	100mA	8951290000



AC Output Version

Plug-in cross-connection

Model	Number of Poles	Part No.
Red		
ZQV 4N / 2 RT	2	1793950000
Black		
ZQV 4N / 2 SW	2	1793970000





TERMSeries Opto Modules

- Features pluggable Opto Modules
- Compact design with 6.4 mm or 12.8 mm width
- Distinctive status display with LED that completely illuminates the ejector
- Unique Multi-voltage input option from 24V up to 230V UC
- Choice of screw clamp and tension clamp
- Pluggable cross-connections on 5 levels to minimize wiring
- cULus listed

TERMSeries Opto Modules

Model	Connection Type	Rated Control Voltage	Rated Current	Part No.
TOS 5VDC 48VDC0,1A	Screw Clamp	5VDC	0.1A	1126920000
TOS 12VDC 48VDC0,1A	Screw Clamp	12VDC	0.1A	1126930000
TOS 24VDC 48VDC0,1A	Screw Clamp	24VDC	0.1A	1126940000
TOS 24VUC 48VDC0,1A	Screw Clamp	24VUC	0.1A	1126950000
TOS 48VUC 48VDC0,1A	Screw Clamp	48VUC	0.1A	1126960000
TOS 60VUC 48VDC0,1A	Screw Clamp	60VUC	0.1A	1126970000
TOS 120VUC 48VDC0,1A	Screw Clamp	120VUC	0.1A	1126980000
TOS 230VUC 48VDC0,1A	Screw Clamp	230VUC	0.1A	1126990000
TOS 24-230VUC 48VDC0,1A	Screw Clamp	24V - 230V UC	0.1A	1127020000
TOS 5VDC 230VAC1A	Screw Clamp	5VDC	1A	1127390000
TOS 12VDC 230VAC1A	Screw Clamp	12VDC	1A	1127400000
TOS 24VDC 230VAC1A	Screw Clamp	24VDC	1A	1127410000
TOS 24VUC 230VAC1A	Screw Clamp	24VUC	1A	1127420000
TOS 48VUC 230VAC1A	Screw Clamp	48VUC	1A	1127430000
TOS 60VUC 230VAC1A	Screw Clamp	60VUC	1A	1127440000
TOS 120VUC 230VAC1A	Screw Clamp	120VUC	1A	1127450000
TOS 230VUC 230VAC1A	Screw Clamp	230VUC	1A	1127470000
TOS 24-230VUC 230VAC1A	Screw Clamp	24V - 230V UC	1A	1127500000
TOS 5VDC 24VDC2A	Screw Clamp	5VDC	2A	1127140000
TOS 12VDC 24VDC2A	Screw Clamp	12VDC	2A	1127150000
TOS 24VDC 24VDC2A	Screw Clamp	24VDC	2A	1127170000
TOS 24VUC 24VDC2A	Screw Clamp	24VUC	2A	1127180000
TOS 48VUC 24VDC2A	Screw Clamp	48VUC	2A	1127190000
TOS 60VUC 24VDC2A	Screw Clamp	60VUC	2A	1127200000
TOS 120VUC 24VDC2A	Screw Clamp	120VUC	2A	1127210000
TOS 230VUC 24VDC2A	Screw Clamp	230VUC	2A	1127220000
TOS 24-230VUC 24VDC2A	Screw Clamp	24V - 230V UC	2A	1127250000
TOS 24VDC 230VAC 1A (12.8mm)	Screw Clamp	24VDC	1A	1127680000
TOS 24-230VUC 230VAC 1A (12.8mm)	Screw Clamp	24 - 230V UC	1A	1127690000
TOS 24VDC 24VDC 3.5A (12.8mm)	Screw Clamp	24VDC	3.5A	1127630000
TOS 24-230VUC 24VDC 3.5A (12.8mm)	Screw Clamp	24 - 230V UC	3.5A	1127640000
TOZ 5VDC 48VDC0,1A	Tension Clamp	5VDC	0.1A	1127030000
TOZ 12VDC 48VDC0,1A	Tension Clamp	12VDC	0.1A	1127040000
TOZ 24VDC 48VDC0,1A	Tension Clamp	24VDC	0.1A	1127050000
TOZ 24VUC 48VDC0,1A	Tension Clamp	24VUC	0.1A	1127060000
TOZ 48VUC 48VDC0,1A	Tension Clamp	48VUC	0.1A	1127070000
TOZ 60VUC 48VDC0,1A	Tension Clamp	60VUC	0.1A	1127080000
TOZ 120VUC 48VDC0,1A	Tension Clamp	120VUC	0.1A	1127090000
TOZ 230VUC 48VDC0,1A	Tension Clamp	230VUC	0.1A	1127100000
TOZ 24-230VUC 48VDC0,1A	Tension Clamp	24V - 230V UC	0.1A	1127130000
TOZ 5VDC 230VAC1A	Tension Clamp	5VDC	1A	1127510000
TOZ 12VDC 230VAC1A	Tension Clamp	12VDC	1A	1127520000
TOZ 24VDC 230VAC1A	Tension Clamp	24VDC	1A	1127530000
TOZ 24VUC 230VAC1A	Tension Clamp	24VUC	1A	1127540000
TOZ 48VUC 230VAC1A	Tension Clamp	48VUC	1A	1127550000
TOZ 60VUC 230VAC1A	Tension Clamp	60VUC	1A	1127570000
TOZ 120VUC 230VAC1A	Tension Clamp	120VUC	1A	1127580000
TOZ 230VUC 230VAC1A	Tension Clamp	230VUC	1A	1127590000
TOZ 24-230VUC 230VAC1A	Tension Clamp	24V - 230V UC	1A	1127620000
TOZ 5VDC 24VDC2A	Tension Clamp	5VDC	2A	1127270000



Screw Clamp

TERMSeries Opto Modules - continued


TERMSeries Opto Modules - continued

Model	Connection Type	Rated Control Voltage	Rated Current	Part No.
TOZ 12VDC 24VDC2A	Tension Clamp	12VDC	2A	1127280000
TOZ 24VDC 24VDC2A	Tension Clamp	24VDC	2A	1127290000
TOZ 24VUC 24VDC2A	Tension Clamp	24VUC	2A	1127300000
TOZ 48VUC 24VDC2A	Tension Clamp	48VUC	2A	1127310000
TOZ 60VUC 24VDC2A	Tension Clamp	60VUC	2A	1127320000
TOZ 120VUC 24VDC2A	Tension Clamp	120VUC	2A	1127330000
TOZ 230VUC 24VDC2A	Tension Clamp	230VUC	2A	1127340000
TOZ 24-230VUC 24VDC2A	Tension Clamp	24V - 230V UC	2A	1127380000
TOZ 24VDC 230VAC 1A (12.8mm)	Tension Clamp	24VDC	1A	1127700000
TOZ 24-230VUC 230VAC 1A (12.8mm)	Tension Clamp	24V - 230V UC	1A	1127710000
TOZ 24VDC 24VDC 3.5A (12.8mm)	Tension Clamp	24VDC	3.5A	1127650000
TOZ 24-230VUC 24VDC 3.5A (12.8mm)	Tension Clamp	24V - 230V UC	3.5A	1127670000

RC version

for protection against leakage current on the control side


Model	Connection Type	Rated Control Voltage	Rated Current	Part No.
TOS 120VAC RC 48VDC0,1A	Screw Clamp	120VAC	0.1A	1127000000
TOS 230VAC RC 48VDC0,1A	Screw Clamp	230VAC	0.1A	1127010000
TOS 120VAC RC 230VAC1A	Screw Clamp	120VAC	1A	1127480000
TOS 230VAC RC 230VAC1A	Screw Clamp	230VAC	1A	1127490000
TOS 120VAC RC 24VDC2A	Screw Clamp	120VAC	2A	1127230000
TOS 230VAC RC 24VDC2A	Screw Clamp	230VAC	2A	1127240000
TOZ 120VAC RC 48VDC0,1A	Tension Clamp	120VAC	0.1A	1127110000
TOZ 230VAC RC 48VDC0,1A	Tension Clamp	230VAC	0.1A	1127120000
TOZ 120VAC RC 230VAC1A	Tension Clamp	120VAC	1A	1127600000
TOZ 230VAC RC 230VAC1A	Tension Clamp	230VAC	1A	1127610000
TOZ 120VAC RC 24VDC2A	Tension Clamp	120VAC	2A	1127350000
TOZ 230VAC RC 24VDC2A	Tension Clamp	230VAC	2A	1127370000



Tension Clamp

TERMSeries Jumpers

Model	Description	Part No.
ZQV 1.5N/R6.4/2 GE	2 pole cross connection, 6.4 mm, yellow	1193670000
ZQV 1.5N/R6.4/10 GE	10 pole cross connection, 6.4 mm, yellow	1193680000
ZQV 1.5N/R6.4/19 GE	19 pole cross connection, 6.4 mm, yellow	1193690000
ZQV 1.5N/R12.8/10 GE	10 pole cross connection, 12.8 mm, yellow	1193700000



Jumpers

TERMSeries Accessories

Model	Description	Part No.
TXS SUPPLY	Supply Terminal Screw clamp	1240780000
TXZ SUPPLY	Supply Terminal Tension clamp	1240790000
TW TXS/TXZ R3.2	Isolation Plate 3.2 mm pitch	1240800000



Isolation Plate



Supply Terminal

TERMSeries Interface Adapters (TIA'S)

- Can be used in positive switching logic and negative switching logic with easy switch
- Connect 8 signal paths with one cable
- Easy PUSH-IN design for simple supply voltage bridging
- With reverse polarity protection
- Versions with 8 or 16 signals supported

Model	Connection Type	No. of Signal Paths	Connector Type	Part No.
TIA F10	PUSH-IN	8	10 pole plug (DIN EN 60603-13)	1463520000
TIA SUBD15S	PUSH-IN	8	Sub D, 15 pole	1463530000
TIAL F10	PUSH-IN	16	10 pole plug (DIN EN 60603-13)	1463540000
TIAL F20	PUSH-IN	16	20 pole plug (DIN EN 60603-13)	1463550000



TIA F10

MICROOPTO Series

- Application-oriented solutions with high-quality optos and solid-state relays
- Space saving 6.1 mm wide design
- Protected by suppressor circuit on input and output circuit
- Short circuit proof
- Special versions for solenoids up to 10 A, 3 wire actuators, TTL signal conversion
- cULus listed

The absence of mechanical moving parts provides a number of advantages:

- Enhanced product longevity and reliability
- Low control power requirements
- Fast response times – allows high frequencies to be achieved
- No contact bounce for reduced switching delays
- Resistance to shock and vibration – eliminates faulty switching status
- Absence of electromagnetic radiation from switching sparks or coils – eliminates interference issues with adjacent assemblies or electronic components

MICROOPTO Actor

- Switching amplifier for actuators up to 24 VDC and 2 A with high inductive loads such as solenoid valves and contactors

Model	Description	Part No.
MOS 24VDC/8-30VDC 2A	direct connection of 3 wire actuators up to 24VDC/2A	8937970000

MICROOPTO 300VDC

- Switching amplifier for high inductive loads up to 300 VDC and 1 A in motor brakes and contactors
- Power boost in the load circuit compensates transient overloads such as making or breaking spikes for up to 20 A for 20 ms, or 5 A for 1 s

Model	Description	Part No.
MOS 24VDC/12-300VDC 1A	for DC loads up to 300VDC/1A	8937830000

MICROOPTO 100kHz

- Switching high frequencies up to 100kHz
- Ensures that rapidly transmitted signals are isolated from one another and can be transferred without delay
- Isolating and connecting high frequency pulses
- Count-data passing between sensors or speed monitoring
- 24 VDC output, up to 50mA

Model	Description	Part No.
MOS 12-28VDC 100kHz	to isolate potentials in signals up to 100kHz	8937990000

MICROOPTO SOLENOID

- Selectively control inductive loads such as magnetic valves or contactors of up to 24 VDC and 10 A

Model	Description	Part No.
MOS 24VDC/5-33VDC 10A	to switch valves up to 24VDC/10A	8937940000

MICROOPTO 1CO


- For applications where change over is necessary for output signals
- Normally closed contact reverses the input signal so the opto module can also be used as an independent inverter

Model	Description	Part No.
MOS 24VDC/5-48VDC 0.5A	to electronically switch or invert signals	8937980000

MICROOPTO TTL

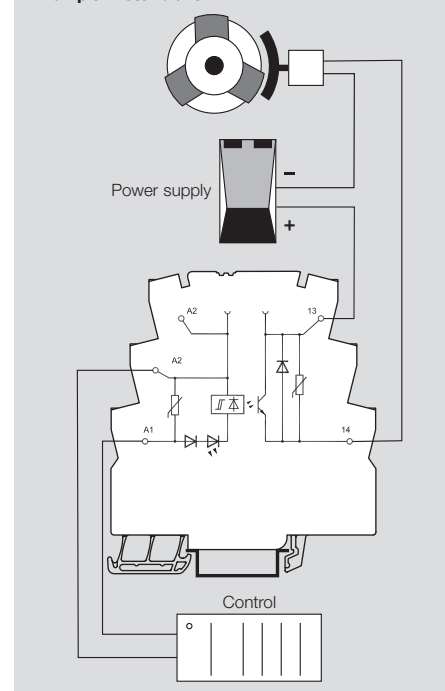
- Adjust sensitive TTL signals to the typical voltage level of 24 VDC
- Applications include special printer interfaces and closed loop control systems

Model	Description	Part No.
MOS 5VTTL/24VDC 0.1A	to isolate potentials in 5V TTL signals to 24VDC, 5VTTL -> 24VDC	8937920000
MOS 12-28VDC/5VTTL	to isolate potentials in 24 VDC signals to 5V TTL, 24VDC -> 5VTTL	8937930000



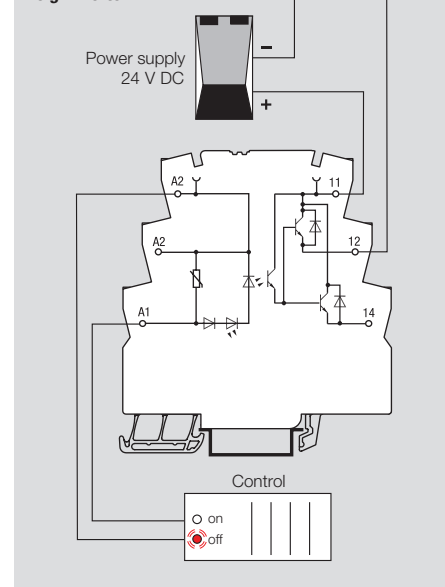
MICROOPTO Series

Example: motor brake



MICROOPTO 300VDC


e.g. Inverter



MICROOPTO 1CO

Delcon Series Relays

- Pulse transformer technology for critical loads and difficult environments
- High transient immunity for use in applications with electrical noise
- Virtually no off-state leakage current
- High current and high voltage DC output versions
- Fast switching
- cULus listed



Delcon Series

Input Modules

Description	Control Voltage	Part No.
AC apps. / input relays - DC low current output		
Regular operation	24 VAC	SLI25CR
Regular operation	48 VAC	SLI49CR
Normally closed	120 VAC	SLI120CRI
Transient protection added on output	120 VAC	SLI120CH
Regular operation	120 VAC	SLI120CR
3.5mA leakage immunity on input	120 VAC	SLI120CRP
Transient protection added on input	230 VAC	SLI230CH
Regular operation	230 VAC	SLI230CR
Normally closed	230 VAC	SLI230CRI
3.5mA leakage immunity on input	230 VAC	SLI230CRP
DC apps. / input relays - DC low current output		
Regular operation	12 VDC	SLI12CR
Regular operation	24 VDC	SLI24CR
Fast switching, 10.000 Hz	24 VDC	SLI24CRF
To maintain min. input load 15 mA	24 VDC	SLI24CRL
Regular operation	48 VDC	SLI48CR
Transient protection added on input	125 VDC	SLI125CH
Regular operation	125 VDC	SLI125CR
Transient protection added on input	250 VDC	SLI250CH
Regular operation	250 VDC	SLI250CR
Plug-in bases		
TS35 DIN Rail Mounting base— Tension Clamp (12.8 mm wide)		MIS1CCN
TS35 DIN Rail Mounting base— Screw Clamp (12.8 mm wide)		MIS1GN

Output Modules

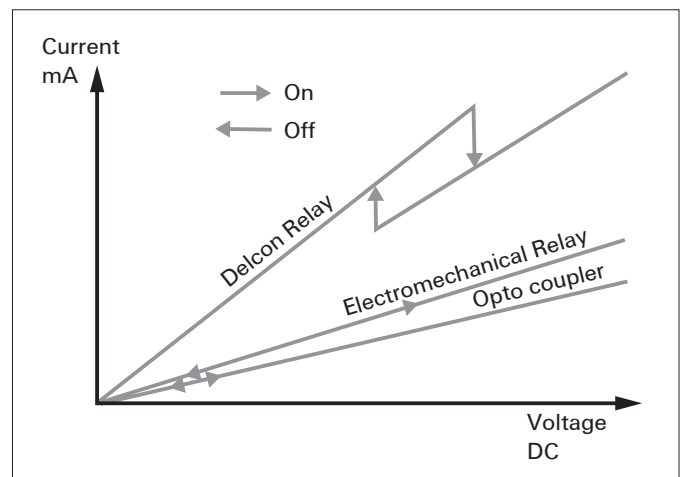
Description	Control Voltage	Part No.
AC apps. / output relays - AC/DC input voltage		
Fast AC switching, off-delay 0.5 ms	5 VDC	SLO5IRA
Regular operation	5 VDC	SLO5TR
Regular operation	12 VDC	SLO12TR
Fast AC switching, off-delay 0.5 ms	24 VDC	SLO24IRA
Transient protection added	24 VDC	SLO24TH
Regular operation	24 VDC	SLO24TR
Regular operation	120 VAC	SLOA120TR
2mA leakage immunity on input	120 VAC	SLOP120TR
Regular operation	230 VAC	SLOA230TR
2mA leakage immunity on input	230 VAC	SLOP230TR
Electromechanical relay, make (NO)	24 VDC	SRO24M
Electromechanical relay, break (NC)	24 VDC	SRO24B
DC apps. / output relays - DC input voltage		
100 ms time constant*	5 VDC	SLO5CRA
Normal use	5 VDC	SLO5CR
High current, resistive load	5 VDC	SLO5CRX
Normal use	12 VDC	SLO12CR
100 ms time constant*	12 VDC	SLO12CRA
High current, resistive load	12 VDC	SLO12CRX
100 ms time constant*	24 VDC	SLO24CRA
Normal use	24 VDC	SLO24CR
50 ms time constant*	24 VDC	SLO24CRA4
High current, resistive load	24 VDC	SLO24CRX
Plug-in bases		
TS35 DIN Rail Mounting base— Tension Clamp (12.8 mm wide)		MOS1CCN
TS35 DIN Rail Mounting base— Screw Clamp (12.8 mm wide)		MOS1GN

* L/R max. @ 24 V load voltage and max. current

Add reliability to a control system

Delcon Series relays improve the reliability of the whole control system. The exceptionally clear function and condition indication of Delcon Series relays is based on a unique current-voltage-hysteresis that guarantees 100% switching and signalling even under the worst conditions.

Voltage/current - signal diagram



Delcon Series Relays for Hazardous Areas

Delcon Series Relays help to eliminate interference, signal disturbances, inductive loads, high DC voltages and costly relay replacements.

Solid state relays for demanding conditions

- Pulse Transformer Isolation
- Superior galvanic isolation 4kV
- Switches highly inductive loads (AC and DC)
- Switches high DC voltages
- Excellent immunity to interferences
- Long lifetime – 10 year warranty
- Hazardous Area Approvals (both EX and UL)
- cULus Listed HazLoc, ATEX, IECEx, CE (EMC and LVD)

Input (Relay) Modules

Description	Control Voltage	Typical Application	Part No.
12 VDC - Regular operation	7.5 - 14 VDC	Limit Switches	EXI12CH
24 VDC - Regular operation	16 - 28 VDC	Limit Switches	EXI24CH
24 VDC - Fast DC switching, 10/25 µs	16 - 28 VDC	Fast Connections	EXI24CHF
24 VDC - Increased Input Current	16 - 28 VDC	Increased Input Current	EXI24CHL
24 VAC - Regular operation	16 - 24 VAC	Limit Switches	EXI25CH
48 VDC - Regular operation	36 - 48 VDC	Limit Switches	EXI48CH
48 VAC - Regular operation	35 - 48 VDC	Limit Switches	EXI49CH
120 VAC - Regular operation	80 - 120 VAC	Limit Switches	EXI120CH
120 VAC - Normally closed	80 - 120 VAC	Normally closed operation	EXI120CHI
120 VAC - Regular operation w/proxy	80 - 120 VAC	2 wire Prox switches	EXI120CHP
120 VDC - Regular operation	80 - 120 VAC	Limit Switches	EXI125CH
230 VAC - Regular operation	170 - 230 VAC	Limit Switches	EXI230CH
230 VAC - Normally closed	170 - 230 VAC	Normally closed operation	EXI230CHI
230 VAC - Regular operation w/proxy	170 - 230 VAC	2 wire Prox switches	EXI230CHP
230 VAC - Current limiting Secondary	170 - 230 VAC	Output Current Limited	EXI230CHR
250 VDC - Regular operation	170 - 250 VAC	Limit Switches	EXI250CH

Rail Mount Bases for Input Relays

Description	Connection Type	Part No.
DIN socket for EXI Input Relay	Tension clamp	MIS1CCNEX
DIN socket for EXI Input Relay	Screw clamp	MIS1GNEX
DIN socket for EXI Input Relay with test points	Screw clamp	MIS1TNEX

Output (Relay) Modules

Description	Control Voltage	Typical Application	Part No.
5 VDC/0...60 VDC 3 A	2.7 - 5 VDC	Inductive Loads	EXO5CH
5 VDC/0...250 VDC 1.8 A	2.7 - 5 VDC	Inductive Loads	EXO5CHA
5 VDC/0...24 VDC 10 A	2.7 - 5 VDC	Resistive Loads	EXO5CHX
5 VDC/0...240/250 VAC/VDC 1.2 A	2.7 - 5 VDC	Fast Switch Off	EXO5IHA
5 VDC/0...240 VAC 3 A	2.7 - 5 VDC	AC Loads	EXO5TH
12 VDC/0...60 VDC 3 A	8 - 14 VDC	Resistive Loads	EXO12CH
12 VDC/0...250 VDC 1.8 A	8 - 14 VDC	Inductive Loads	EXO12CHA
12 VDC/0...24 VDC 10 A	8 - 14 VDC	Resistive Loads	EXO12CHX
12 VDC/0...240 VAC 3 A	8 - 14 VDC	AC Loads	EXO12TH
24 VDC/0...60 VDC 3 A	16 - 28 VDC	Resistive Loads	EXO24CH
24 VDC/0...250 VDC 1.8 A	16 - 28 VDC	Inductive Loads	EXO24CHA
24 VDC/0...250 VDC 4 A	16 - 28 VDC	Inductive Loads	EXO24CHA4
24 VDC/0...24 VDC 10 A	16 - 28 VDC		EXO24CHX
24 VDC/0...240/250 VAC/VDC 1,2 A	16 - 28 VDC	Fast Switch Off	EXO24IHA
24 VDC/0...240 VAC 3 A, Snubber	16 - 28 VDC	Wide Temp Operating Range	EXO24TH
24 VDC/0...240 VAC 3 A	16 - 28 VDC	AC Loads	EXO24TR
48 VDC/0...250 VDC 1.8 A	30 - 48 VDC	Inductive Loads	EXO48CHA
48 VDC/0...250 VDC 4 A	30 - 48 VDC	Inductive Loads	EXO48CHA4
48 VDC/0...24 VDC 10 A	30 - 48 VDC	Resistive Loads	EXO48CHX
120 VDC/0...250 VDC 1.8 A	80 - 120 VDC	Inductive Loads	EXO120CHA
120 VDC/0...250 VDC 4 A	80 - 120 VDC	Inductive Loads	EXO120CHA4
220 VDC/0...250 VDC 1.8 A	170 - 220 VDC	Inductive Loads	EXO220CHA
220 VDC/0...250 VDC 4 A	170 - 220 VDC	Inductive Loads	EXO220CHA4
120 VAC/0...240 VAC 3 A	80 - 120 VAC	AC Loads	EXOP120TH
230 VAC/0...240 VAC 1.5 A	170 - 230 VAC	AC Loads	EXOP230TH

Rail Mount Bases for Output Relays

Description	Connection Type	Part No.
DIN socket for EXI Output Relay	Tension clamp	MOS1CCNEX
DIN socket for EXI Output Relay	Screw clamp	MOS1GNEX
DIN socket for EXI Output Relay with test points	Screw clamp	MOS1TNEX

EXO Series DIN-rail modules Relay soldered connected to DIN base (no socket)

Description	Control Voltage	Part No.
Output relay 5VDC/0...24VDC 10A	2.7 - 5 VDC	EXO5CHXSN
Output relay 12VDC/0...24VDC 10A	8 - 14 VDC	EXO12CHXSN
Output relay 24VDC/0...24VDC 10A	16 - 28 VDC	EXO24CHXSN
Output relay 48VDC/0...24VDC 10A	30 - 48 VDC	EXO48CHXSN



SIL Relays (SAFE Series)

Weidmüller's single and dual channel, rail mounted SCS Series are relay modules designed for switching safety related circuits up to SIL3 level, according to IEC 61508, for high risk installations.

The SCS Series is part of Weidmüller's broad range of high reliability electronics and electrical products designed for the process and factory automation industries worldwide.

- SIL relays for process emergency shut-down systems
- Certified cULus and IEC 61508 for SIL3 (TÜV)
- Energized or de-energized to safe mode
- Single and two channel models
- Monitoring options with wide-range input voltages

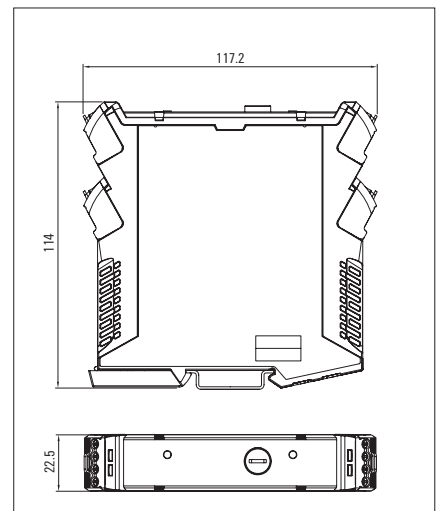
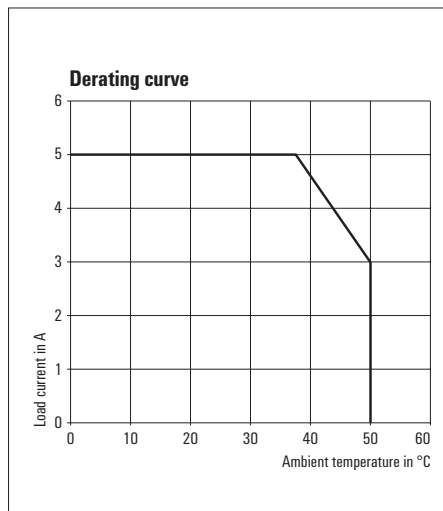
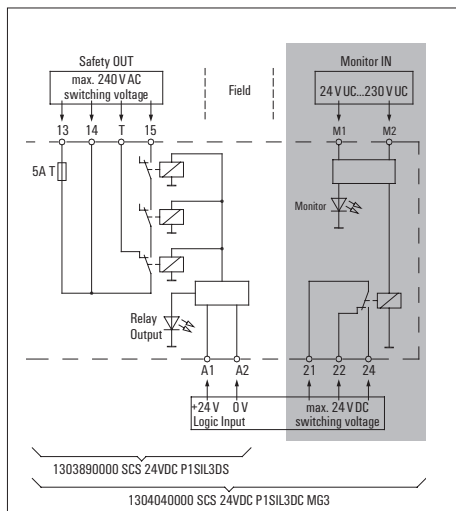


The SCS 24VDC P1 SIL3DS safety relay is used in areas that require a functionally safe shut down.

- With and without monitoring circuit
- Wide-range input voltage
- Externally accessible fuse
- TÜV certified



Model	Description	Part No.
SCS 24VDC P1 SIL3DS M	with monitoring	1303760000
SCS 24VDC P1 SIL3DS	without monitoring	1303890000
SCS 24VDC P1 SIL3D3 MG3	with monitoring and G3 gas-corrosion resistant	1304040000

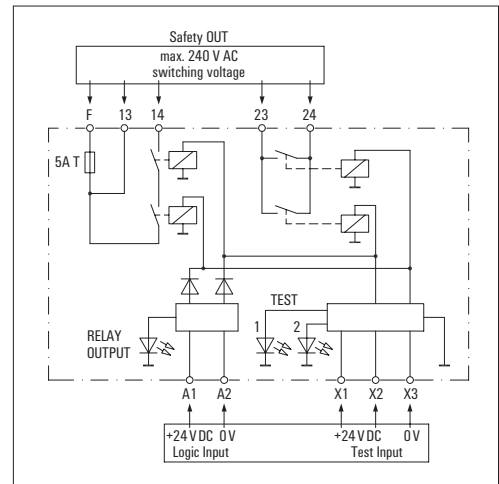


The SCS 24VDC P2 SIL3DSES is used in areas that require functionally safe deactivation or activation.

- Energized/de-energized to safe
- Test inputs for testing relay contacts
- Externally accessible fuse
- TÜV certified



Model	Description	Part No.
SCS 24VDC P2 SIL3DSES	1 energized to safe (NO contact) 1 de-energized to safe (NO contact)	1319270000

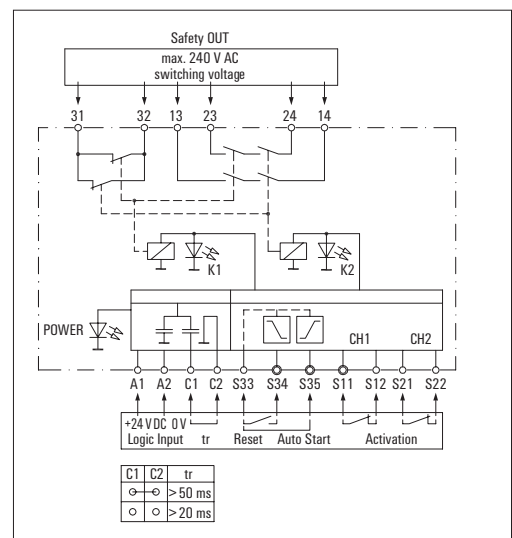


The SCS 24VDC P2SIL3ES offers a SIL3 approved fuel cut-off relay which interfaces with burner management controls.

- Positively driven contacts
- 2-channel design
- TÜV certified



Model	Description	Part No.
SCS 24VDC P2SIL3ES	with short circuit protection	1319280000



Remote I/O Solutions

Our formula: “More Performance. Simplified. **u-remote.**”

Weidmüller’s u-remote is an IP20 remote I/O solution designed with the user in mind. It is designed to work with any PLC and HMI or Soft PLC.

- Only I/O system with individual pluggable connectors per channel
- Built in webserver with “RUN” mode capabilities
- Multifunction electronics
- Analog I/O points can be configured for individual measurement ranges per channel
- Hot swappable; completely modular system
- Narrow size of 11.5mm per slice for all 4-32 channel slices
- LED indication per I/O point
- Isolated 10A current paths
- USB access on every fieldbus coupler



Fieldbus Coupler

Fieldbus Protocol	Connection	Transmission Rate	Type	Part No.
PROFIBUS DP-V1	9-pole SUB-d plug	12 Mbps	UR20-FBC-PB-DP	1334870000
PROFINET IO with RT & IRT	2x RJ45	100 Mbps	UR20-FBC-PN-IRT	1334880000
EtherCAT	2x RJ45	100 Mbps	UR20-FBC-MOD-TCP	1334930000
Modbus TCP	2x RJ45	100 Mbps	UR20-FBC-EC	1334910000
Ethernet/IP	2x RJ45	100 Mbps	UR20-FBC-EIP	1314920000
CANopen	Plug-in PCB connector	1 Mbps	UR20-FBC-CAN	1334890000**
DeviceNet	Plug-in PCB connector	500 Kbps	UR20-FBC-DN	1334900000**



Digital Input Modules

Inputs	Sensor Connection	Input	Type	Part No.
4 digital inputs	2-wire, 3-wire, 3-wire+FE	24 VDC, P-switching	UR20-4DI-P	1315170000
4 digital inputs	2-wire, 3-wire, 3-wire+FE	24 VDC, N-switching	UR20-4DI-N	1315350000**
4 digital inputs	2-wire	110 – 230 VAC	UR20-4DI-2W-230V-AC	1550070000**
8 digital inputs	2-wire	24 VDC, P-switching	UR20-8DI-P-2W	1315180000
8 digital inputs	2-wire, 3-wire	24 VDC, P-switching	UR20-8DI-P-3W	1394400000
8 digital inputs	2-wire, 3-wire, IDC	24 VDC, P-switching	UR20-8DI-P-3W-HD	1315190000*
8 digital inputs	2-wire, 3-wire	24 VDC, N-switching	UR20-8DI-N-3W	1315370000**
16 digital inputs	1-wire	24 VDC, P-switching	UR20-16DI-P	1315200000
16 digital inputs	1-wire	24 VDC, N-switching	UR20-16DI-N	1315390000**
16 digital inputs	PLC interface	24 VDC, P-switching	UR20-16DI-P-PLC-INT	1315210000
16 digital inputs	PLC interface	24 VDC, N-switching	UR20-16DI-N-PLC-INT	1315400000**
Time Stamp				
2 digital inputs	2-wire, 3-wire, 3-wire+FE	24 VDC, P-switching	UR20-2DI-P-TS	1460140000**
4 digital inputs	2-wire, 3-wire, 3-wire+FE	24 VDC, P-switching	UR20-4DI-P-TS	1460150000**



*Required HD connectors in Accessories section

**Consult factory for availability

Digital Output Modules

Outputs	Actuator Connection	Output/channel	Type	Part No.
4 digital outputs	2-wire, 3-wire, 3-wire+FE	0.5 A, P-switching	UR20-4DO-P	1315220000
4 digital outputs	2-wire, 3-wire, 3-wire+FE	0.5 A, N-switching	UR20-4DO-N	1315410000**
4 digital outputs	2-wire, 3-wire, 3-wire+FE	2.0 A, P-switching	UR20-4DO-P-2A	1315230000
4 digital outputs	2-wire, 3-wire, 3-wire+FE	2.0 A, N-switching	UR20-4DO-N-2A	1315420000**
4 digital outputs	Push/Pull	2.0 A, P-/N-switching	UR20-4DO-PN-2A	1394420000
8 digital outputs	2-wire	0.5 A, P-switching	UR20-8DO-P	1315240000
8 digital outputs	2-wire	0.5 A, N-switching	UR20-8DO-N	1315430000**
8 digital outputs	2-wire, IDC	0.5 A, P-switching	UR20-8DO-P-HD	1509830000***
16 digital outputs	1-wire	0.5 A, P-switching	UR20-16DO-P	1315250000
16 digital outputs	PLC interface	0.5 A, P-switching	UR20-16DO-P-PLC-INT	1315270000
Relay Output/1CO				
4 digital outputs	Change over contact	255 VAC/0.5 A	UR20-4RO-CO-255	1315550000
Solid-state Output				
4 digital outputs	SSR/triac	255 VAC/0.5 A	UR20-4RO-SSR-255	1315540000



No Separate Programming Software Required.

Embedded webserver can be accessed via iPad/Android/Windows based systems

Designing a u-remote system

It's all part of Weidmüller Galaxy!!

<http://galaxy.weidmueller.com/>

u-remote Configurator

Automatic power calculations

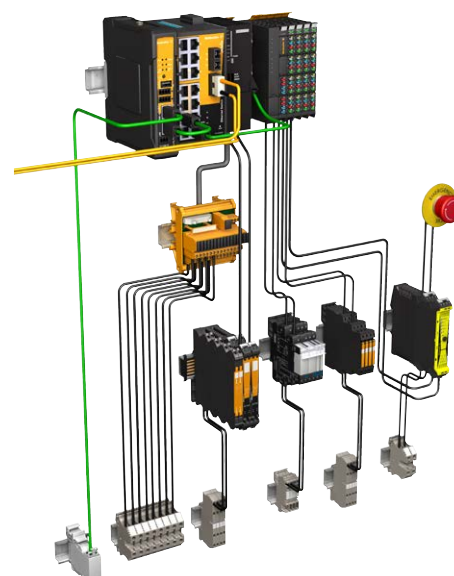
Automatic calculation of slices based on user requirements

Auto labelling and integration into M-Print Pro

Export to numerous CAD programs

Custom part number and labelling

3D viewing and renderings



Analog Input Modules

Inputs	Sensor Connection	Resolution	Type	Part No.
Current (0 – 20 mA, 4 – 20 mA), Voltage (0 – 5 V, ±5 V, 0 – 10 V, ±10 V, 1 – 5 V, 2 – 10 V)				
4 selectable inputs	2-wire, 3-wire, 3-wire+FE	12 Bit	UR20-4AI-UI-12	1394390000
4 selectable inputs	2-wire, 3-wire, 3-wire+FE	16 Bit	UR20-4AI-UI-16	1315620000
4 selectable inputs	2-wire, 3-wire, 3-wire+FE	16 Bit with channel diagnostics	UR20-4AI-UI-16-DIAG	1315690000
4 selectable inputs	IDC 2-wire, 3-wire, 3-wire+FE	16 Bit	UR20-4AI-UI-16-HD	1506920000*
4 selectable inputs	IDC 2-wire, 3-wire, 3-wire+FE	16 Bit with channel diagnostics	UR20-4AI-UI-16-DIAG-HD	1506910000*
Current (0 – 20 mA, 4 – 20 mA)				
8 selectable inputs	PLC-Interface, 2-wire	16 Bit	UR20-8AI-PLC-INT	1315670000**
8 selectable inputs	IDC 2-wire, 3-wire, 3-wire+FE	16 Bit	UR20-8AI-16-HD	1315650000***
8 selectable inputs	IDC 2-wire, 3-wire, 3-wire+FE	16 Bit with channel diagnostics	UR20-8AI-16-DIAG-HD	1315720000***



*Required HD connectors in Accessories section

**Consult factory for availability

Analog Output Modules

Outputs	Actuator Connection	Resolution	Type	Part No.
Current (0 – 20 mA, 4 – 20 mA), Voltage (0 – 5 V, 0 – 10 V, ±10 V, 1 – 5 V, 2 – 10 V)				
4 selectable outputs	2-wire, 4-wire	16 Bit	UR20-4AO-UI-16	1315680000
4 selectable outputs	2-wire, 4-wire	16 Bit with individual channel diagnosis	UR20-4AO-UI-16-DIAG	1315730000
4 selectable outputs	2-wire, 4-wire	16 Bit	UR20-4AO-UI-16-HD	1510690000***
4 selectable outputs	2-wire, 4-wire	16 Bit with individual channel diagnosis	UR20-4AO-UI-16-DIAG-HD	1506930000***



Temperature Input Modules

Inputs	Sensor Connection	Resolution	Type	Part No.
Thermocouple Sensors: J, K, T, B, N, E, R, S, L, U, C, mV				
4 analog inputs	2 wire	16 Bit with individual channel diagnosis	UR20-4AI-TC-DIAG	1315710000
RTD Sensors: Pt100, 200, 500, 1000; Ni100, 120, 200, 500, 1000; Cu10; resistances from 40 Ω – 4000 Ω				
4 analog inputs	2-wire, 3-wire, 4-wire	16 Bit with individual channel diagnosis	UR20-4AI-RTD-DIAG	1315700000



Pulse Width Modulation Modules

Outputs	Actuator Connection	Output/channel	Type	Part No.
2 digital outputs	Push/Pull / High-side (selectable)	PWM / 0.5 A	UR20-2PWM-0.5A	1315600000
2 digital outputs	Push/Pull / High-side (selectable)	PWM / 2.0 A	UR20-2PWM-2A	1315610000



Counter Modules

Channels	Function	Frequency	Type	Part No.
1 channel	Counter, latch, gate, reset, digital output	100 KHz	UR20-1CNT-100-1DO	1315570000
2 channel	Counter	100 KHz	UR20-2CNT-100	1315590000
2 channel	Frequency counter	100 KHz	UR20-2FCNT-100	1508080000
1 channel	Counter, reset	500 KHz	UR20-1CNT-500	1315580000**



Serial Interface Modules

Inputs	Actuator Connection	Transfer Rate	Type	Part No.
Synchronous Serial Interface (SSI)				
1 SSI input	RS422	125 KHz – 3 MHz	UR20-1SSI	1508090000**



Potential (AUX) Distribution Modules

Connection	For	Type	Part No.
16	+ 24 V from input current path	UR20-16AUX-I	1334770000
16	0 V from input current path	UR20-16AUX-GND-I	1334800000
16	+ 24 V from output current path	UR20-16AUX-O	1334780000
16	0 V from output current path	UR20-16AUX-GND-O	1334810000
16	Functional earth	UR20-16AUX-FE	1334790000



Power-feed Modules

Supply	Maximum Current	Type	Part No.
Input current path	10 A	UR20-PF-I	1334710000
Output current path	10 A	UR20-PF-O	1334740000

*Required HD connectors in Accessories section

**Consult factory for availability



Designed with Safety in Mind

Using a standard PLC, machine operators achieve a maximum degree of safety and complete control. All input sensors are independently supplied via separate voltage paths and report the current machine or system status to the control unit. Restart is performed either manually or via the auto-start function. All modules are certified by TÜV Nord and bear the “TÜV type test approved” symbol.

- Receive complete status information about the inputs and outputs thanks to the complete integration of the safe power-feed modules in the u-remote system. In a solution relying on external devices, this would not be possible in this form.
- The PF-SIL can be installed at any position in a station. All subsequent output modules can be safely disconnected from the PF-SIL module.
- Emergency stop buttons as well as safety light curtains can be connected.
- For the default, if no emergency stop exists, either an auto start or manual start can be selected by the two inputs.
- Auto start: The safe output current path will be switched on again immediately after resetting the emergency stop circuit.
- Manual reset: The output current path is only switched on again after the reset button has been pressed for a time between 0.2 and 2 seconds.

Safe Power-feed Modules

	Inputs	Outputs	Type	Part No.
Integrated Safety	Attainable safety standard: Category 4, PLe (acc. to DIN EN ISO 1 3849-1); SIL 3 (acc. to IEC 61508)			
	Connection for one emergency stop circuit			
	1 digital input	OSSD output	UR20-PF-O-1DI-SIL	1335030000
	Connection for two emergency stop circuits			
	2 digital inputs	OSSD output	UR20-PF-O-2DI-SIL	1335050000
Connection for two emergency stop circuits, switch-off following adjustable delay				
2 digital inputs	OSSD output, SS 1 output	UR20-PF-O-2DI-DELAY-SIL	1335040000	



Safe I/O Modules

	Inputs	Outputs	Protocol	Type	Part No.
Integrated Safety	Attainable safety standard: Category 4, PLe (acc. to DIN EN ISO 1 3849-1); SIL 3 (acc. to IEC 61508)				
	4 digital inputs	4 digital outputs	PROFIsafe	UR20-4DI-4DO-P-FSPS	1335060000**
	8 digital inputs		PROFIsafe	UR20-8DI-P-FSPS	1335070000**
	4 digital inputs	4 digital outputs	Fail Safe over EtherCAT (FSoE)	UR20-4DI-4DO-P-FSOE	1529780000**
	8 digital inputs		Fail Safe over EtherCAT (FSoE)	UR20-8DI-P-FSOE	1529800000**

Accessories

Function	Note	Type	Part No.
Termination kit	Included in the box with every Fieldbus coupler	UR20-EBK-ACC	1346610000
Module marker	Blank	DEK 5/8-11.5 MC NE WS	1341630000
Connection marker for pusher	Blank	PM 2.7/2.6 MC NE WS	1323710000
Swivel marker	Projects over on-board wiring	UR20-SM-ACC	1339920000
Sign for swivel marker	1 roll = 60 labels = 1 PU (printable on laser printer)	ESO UR20 DIN A4 WS	1429430000
Empty slot module		UR20-ES	1315770000
HD plug	Quantity = 8 pieces per pack	UR20-PGO.35	1469340000

*Required HD connectors in Accessories section

**Consult factory for availability



Sensor-Actuator Blocks

Sensor-Actuator-Interface (SAI) Series

- Industrial automation products (junction boxes) designed to be installed directly into your machine application
- Choice of metal or plastic housing—protects from high heat, corrosion, dust and water submersion
- Complete sets—pluggable cable hood or fixed cable—with no extra parts to buy or stock
- Totally sealed with epoxy-encapsulated environmental protection—IP 67/68 (NEMA 6/6P)
- Available in 4, 6 or 8 ports and 3, 4 or 5 pin M12 or Harax® connectors

SAI-MMS

- Metal housing provides continuous shielding of connections from sensors to control side
- The only fully shielded junction box on the market with M12 EMC-compliant screw connections and 4- and 5-pin configurations
- Pluggable hood with EMC-compliant cable glands for pre-assembling homerun cable
- Designed for use in high heat and harsh environments
- UL and CSA approved

Poles	Description	Part No.
4	SAI-4 MMS 4P M12	1783540000
4	SAI-8 MMS 4P M12	1783530000
5	SAI-4 MMS 5P M12	1783520000
5	SAI-8 MMS 5P M12	1783510000



SAI-MMS

SAI-MHD

- Plastic base and metal hood
- For standard trunk cables and choice of homerun cable entry
- Allows for utilization of larger diameter cables
- For cables with outside insulation diameter from 13 mm (0.51 in)...18 mm (0.71 in)
- Accommodates 90° or 180° homerun cable connection
- UL and CSA approved

Poles	Description	Part No.
4	SAI-4 MHD 4P M12	1705923000
4	SAI-8 MHD 4P M12	1705943000
5	SAI-4 MHD 5P M12	1701233000
5	SAI-8 MHD 5P M12	1701253000



SAI-MHD

SAI-ECO

- Cost effective alternative
- Plastic threaded rings
- Available in 4, 6, or 8 ports
- cRUus approved

Poles	Description	Part No.
5	SAI-4-M 5P M12 ECO	1892100000
5	SAI-6-M 5P M12 ECO	1892090000
5	SAI-8-M 5P M12 ECO	1892080000



SAI-ECO

SAI-M Micro Connector

- Pluggable disconnect module, providing high application flexibility
- Choice of pluggable potential isolation with simple jumper change
- 4-pole version with 1 signal per port; 5-pole version with 2 signals per port
- Standard plug-in and pin layout
- Protection class: IP 68 (NEMA 6P); UL and CSA approved

Poles	Description	Part No.
4	SAI-4-M 4P M12	1705920000
4	SAI-8-M 4P M12	1705940000
5	SAI-4-M 5P M12	1701230000
5	SAI-8-M 5P M12	1701250000



SAI-M Micro Connector

SAI-F Micro Connector

- Pre-attached homerun cable
- C-Track compatible polyurethane homerun cable; available in 5, 10, 15 and 20 meter lengths
- 4-pole version with 1 signal per port; 5-pole version with 2 signals per port
- Protection class: IP 68 (NEMA 6P); UL and CSA approved

Poles	Description	Part No.
4	SAI-4-F 4P PUR 5M	9456190000
4	SAI-4-F 4P PUR 20M	9456230000
4	SAI-8-F 4P PUR 5M	9456750000
4	SAI-8-F 4P PUR 20M	9456790000
5	SAI-4-F 5P PUR 5M	9456330000
5	SAI-4-F 5P PUR 20M	9456370000
5	SAI-8-F 5P PUR 5M	9456890000
5	SAI-8-F 5P PUR 20M	9456930000



SAI-F Micro Connector

Accessories

- Full line of sockets, plugs and cable assemblies
- Connectors include pre-fabricated and field attachable models
- All standard connection types supported including M5, M8, M12 and M23

SAI Socket Connectors

M8 and M12 Customizable Connectors — IDC Connections

Description	Type	Connector	Number of Poles	Part No.
SAIS-3-IDC-M8	Male, straight	M8	3-Pole	1784040001
SAIS-4-IDC-M8	Male, straight	M8	4-Pole	1784060001
SAIB-3-IDC-M8	Female, straight	M8	3-Pole	1784030001
SAIB-4-IDC-M8	Female, straight	M8	4-Pole	1784050001
SAIS-4-IDC M12	Male, straight	M12	4-Pole	1781550001
SAIB-4-IDC M12	Female, straight	M12	4-Pole	1781540001
SAISW-4-IDC M12	Male, right angle	M12	4-Pole	1812870000
SAIBW-4-IDC M12	Female, right angle	M12	4-Pole	1812890000



SAIS-3-IDC-M8

M8 Customizable Connectors — Screw Connection

Description	Type	Number of Poles	Part No.
SAIS-M8-3P	Male, straight	3-Pole	1803860000
SAIS-M8-4P	Male, straight	4-Pole	1803850000
SAIB-M8-3P	Female, straight	3-Pole	1803870000
SAIB-M8-4P	Female, straight	4-Pole	1803880000



SAIS-M8-4P

SAI Socket Connectors - continued

M12 Customizable Connectors — Screw Connection

Description	Type	Number of Poles	Part No.
SAIS-3/7	Male, straight, PG 7	3-Pole	1021470000
SAIS-4/7	Male, straight, PG 7	4-Pole	9457550000
SAIS-5/7	Male, straight, PG 7	5-Pole	9456940000
SAIS-3/9	Male, straight, PG 9	3-Pole	1021480000
SAIS-4/9	Male, straight, PG 9	4-Pole	1807340000
SAIS-5/9	Male, straight, PG 9	5-Pole	1807350000
SAIS-8/9	Male, straight, PG 9	8-Pole	1836970000
SAIB-3/7	Female, straight, PG 7	3-Pole	1021490000
SAIB-4/7	Female, straight, PG 7	4-Pole	9457240000
SAIB-5/7	Female, straight, PG 7	5-Pole	9457250000
SAIB-3/9	Female, straight, PG 9	3-Pole	1021510000
SAIB-4/9	Female, straight, PG 9	4-Pole	1807230000
SAIB-5/9	Female, straight, PG 9	5-Pole	1807250000
SAIS-8/9	Female, straight, PG 9	8-Pole	1836960000
SAISW-3/7	Male, right angle, PG 7	3-Pole	1021280000
SAISW-4/7	Male, right angle, PG 7	4-Pole	9457290000
SAISW-5/7	Male, right angle, PG 7	5-Pole	9456950000
SAISW-3/9	Male, right angle, PG 9	3-Pole	1021290000
SAISW-4/9	Male, right angle, PG 9	4-Pole	1807360000
SAISW-5/9	Male, right angle, PG 9	5-Pole	1807370000
SAIBW-3/7	Female, right angle, PG 7	3-Pole	1021310000
SAIBW-4/7	Female, right angle, PG 7	4-Pole	9457700000
SAIBW-5/7	Female, right angle, PG 7	5-Pole	9457260000
SAIBW-3/9	Female, right angle, PG 9	3-Pole	1021320000
SAIBW-4/9	Female, right angle, PG 9	4-Pole	1807240000
SAIBW-5/9	Female, right angle, PG 9	5-Pole	1807330000



SAIS-5/7-Straight



SAISW-5/7-Right Angle

M12 Customizable Metal Connectors for Shielded Cables — Screw Connection

Description	Type	Number of Poles	Part No.
FBCON M12 4PM EMC	Male, straight	4-Pole	9455640000
SAIS-M-5/8S M12 5P A-COD	Male, straight	5-Pole	1784740000
SAISH-8/11	Male, straight, PG 9	8-Pole	1118910000
FBCON M12 4PFM EMC	Female, straight	4-Pole	8426220000
SAIB-M-5/8S M12 5P A-COD	Female, straight	5-Pole	1784750000
SAIBH-8/11	Female, straight, PG 9	8-Pole	1118920000
SAISW-M-4/8 M12	Male, right angle	4-Pole	1803930000
SAISW-M-5/8 M12	Male, right angle	5-Pole	1803940000
SAIBW-M-4/8 M12	Female, right angle	4-Pole	1803910000
SAIBW-M-5/8 M12	Female, right angle	5-Pole	1803920000



SAIB-M-5/8 M12 5P A-COD

M8 Customizable Connectors for Shielded Cables — Screw Connection

Description	Type	Number of Poles	Part No.
SAISM-M8-3P (IF)	Male, straight	3-Pole	1010060000
SAISM-M8-4P (IF)	Male, straight	4-Pole	1010070000
SAIBM-M8-3P (IF)	Female, straight	3-Pole	1010080000
SAIBM-M8-4P (IF)	Female, straight	4-Pole	1010090000



SAISW-M-5/8 M12

Cables

Halogen-free PUR Cable for Continuous Flex Applications

- Recommended for C-track applications
- Rated for over 20 million bending cycles
- Halogen-free PUR material is oil, grease and lubricant resistant
- IP67 rated for use directly on the machine
- Also available with PVC cable and torsion rated PUR cable for robotic applications
- Options with plastic or stainless steel coupling nuts for corrosive environments available

All cables listed have a cable length of 1.5 meters. To order other Weidmüller standard cable lengths, change the last four digits of the part no. as follows:

1.5m xxxxxx0150, 3.0m xxxxxx0300, 5.0m xxxxxx0500, 10m xxxxxx1000

SAI Sensor Cables

M12, One End Without Connector

Description	Type	Number of Poles	Length	Part No.
SAIL-M12G-3-1.5U	Plug, Straight	3	1.5m	9457810150
SAIL-M12G-4-1.5U	Plug, Straight	4	1.5m	9456100150
SAIL-M12G-5-1.5U	Plug, Straight	5	1.5m	9457610150
SAIL-M12W-3-1.5U	Plug, Angled	3	1.5m	9456690150
SAIL-M12W-4-1.5U	Plug, Angled	4	1.5m	1906260150
SAIL-M12W-5-1.5U	Plug, Angled	5	1.5m	9457670150
SAIL-M12BG-3-1.5U	Socket, Straight	3	1.5m	9457820150
SAIL-M12BG-4-1.5U	Socket, Straight	4	1.5m	9457730150
SAIL-M12BG-5-1.5U	Socket, Straight	5	1.5m	9457910150
SAIL-M12BW-3-1.5U	Socket, Angled	3	1.5m	9457320150
SAIL-M12BW-4-1.5U	Socket, Angled	4	1.5m	9457740150
SAIL-M12BW-5-1.5U	Socket, Angled	5	1.5m	9457690150



M12, one end without connector

M8, One End Without Connector

Description	Type	Number of Poles	Length	Part No.
SAIL-M8GS-3-1.5U	Plug, Straight	3	1.5m	1824590150
SAIL-M8GS-4-1.5U	Plug, Straight	4	1.5m	1906270150
SAIL-M8WS-3-1.5U	Plug, Angled	3	1.5m	1857550150
SAIL-M8WS-4-1.5U	Plug, Angled	4	1.5m	1857560150
SAIL-M8GBS-3-1.5U	Socket, Straight	3	1.5m	9457450150
SAIL-M8GBS-4-1.5U	Socket, Straight	4	1.5m	9457850150
SAIL-M8WBS-3-1.5U	Socket, Angled	3	1.5m	9457380150
SAIL-M8WBS-4-1.5U	Socket, Angled	4	1.5m	9456150150



M12 to M8, LED

M12 to M8, LED

Description	Type	Number of Poles	Length	Part No.
SAIL-M12GM8WS-3L1.5U	Plug Straight, Socket Angled	3	1.5m	9457760150
SAIL-M12GM8WS-4L1.5U	Plug Straight, Socket Angled	4	1.5m	1906430150



M8 to M8, LED

M8 to M8, LED

Description	Type	Number of Poles	Length	Part No.
SAIL-M8GSM8WS-3L1.5U	Plug Straight, Socket Angled	3	1.5m	1877250150
SAIL-M8GSM8WS-4L1.5U	Plug Straight, Socket Angled	4	1.5m	1906450150

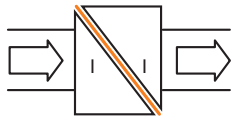


M12 to M12, LED

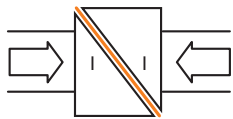
M12 to M12, LED

Description	Type	Number of Poles	Length	Part No.
SAIL-M12GM12W-3L1.5U	Plug Straight, Socket Angled	3	1.5m	9457790150
SAIL-M12GM12W-4L1.5U	Plug Straight, Socket Angled	4	1.5m	1906410150

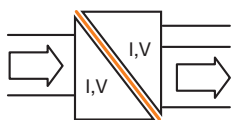
Signal Isolators, Conditioners and Monitoring Modules



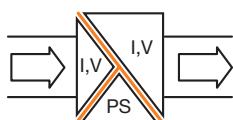
2 Wire Input Loop Powered



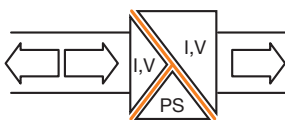
2 Wire Output Loop Powered



3 Wire Aux Powered



4 Wire Aux Powered



4 Wire Aux Powered

Input Signal Types/Ranges

Current

- 4-20mA standard
- From 0-0.1mA
- Up to 100mA, bipolar

Voltage

- 0-5, 1-5, 0-10V
- -10 to +10V standard
- Up to 200V direct (higher with pot divider)

Millivolts

- 200 to 500mV
- Minimum span 0-4mV

Frequency

- 0-100kHz

Thermocouples

- -200 to 2300°C (-328 to 4172°F)
- All types, including specials

RTDs

- PT100, 1000
- All types, including specials

Resistance/Potentiometer

- 10Ω to 5kΩ / up to 100kΩ

Output Signal Types/Ranges

Current

- 4-20mA
- Any span within 0...20mA
- Minimum span 1mA

Voltage

- 0-5, 1-5, 0-10V
- Any span within -10...10V
- Minimum span 2.5V

Frequency

- Ranges up to 16kHz
- Relay (max 25Hz) or transistor

Volt-free Relays


- 250V, 3A rated (typical)
- SPST, SPDT
- Fail safe, time delay

MCZ and MAS/Z Series


Space and cost saving high density (6mm wide) design

- Basic converter functions in low cost terminal block housing
- Jumper cross-connections reduce and simplify wiring
- Calibration-free input/output set-up with DIP switches

Type	Description	Part No.
MCZ CCC	Isolator (Input Loop Powered) for signals within 0..20mA	8411190000
MCZ PT100	RTD converter (0-100°C), Output Loop Powered	8425720000
AP MCZ 1.5	Endplate	8389030000
MAS DC/DC Select	V and mA converter, DIP switch settable	8594810000
MAS DC/DC Select HI	V and mA converter, DIP switch settable	8757530000
MAS RPS	Repeater power supply for 4-20mA signals	8721150000
MAS RPSH	HART transparent Repeater Power supply	8721170000
MAS Thermo-K	Type K thermocouple converter	8594830000
ZQV 4/2	2 pole jumper for power cross-connections	1608950000
ZQV 4/3	3 pole jumper for power cross-connections	1608960000



MCZ Series




MAS/Z Series

picoPak™ H-I

- Just 8mm wide
- Mounts on 32mm and 35mm DIN-rails
- 2000V isolation
- User adjustable span and zero adjustments
- CSA, CE and Class 1 Div 2 approved

Type	Description	Part No.
picoPak™ H	4-20mA Isolator	9908800000
AP1 (1.5mm)	End plate (width)	C9040396

¹AP included with 9908800000



picoPak™ H-I

WAVE Series

- Analog isolators / converters in narrow-width (0.5 to 0.9") housings
- All common analog measurement signals accepted
- Simple range changing with DIP switches and WaveTool software
- Pluggable power cross-connections simplify and minimize cabling
- High circuit protection with 2 Port and 3 Port isolation
- Many products have Class / Division approvals

Type	Description	Part No.
WAS5 CCC LP	Signal isolator - Input Loop Powered	8444950000
WAS5 CCC 2OLP	Signal isolator / Splitter – Output Loop Powered	8581160000
WAS4 PRO DC/DC	Wide range d.c. Volts and mA converter	8560740000
WavePak DC/DC	Isolator / converter for standard d.c. signals	7940024139
WavePak Splitter	Loop Splitter C1D2,Z2	7920400000
WAS5 PRO RTD	RTD to analog converter	8560700000
WAS5 PRO Thermo	Thermocouple to analog converter	8560720000
WAS4 PRO Freq	Frequency to analog converter	8581180000
WAS5 PRO Bridge	Load cell / strain gauge converter	8581200000
WAS5 DC Alarm	Trip Amplifier for d.c. Volts and mA inputs	8543820000
ZQV 4/2	2 pole jumper for power cross-connections	1608950000
ZQV 4/3	3 pole jumper for power cross-connections	1608960000



WAVE Series


WAVE Power Monitoring

- Direct AC/DC current measurement up to 60A
- Higher AC ranges via current transformers
- For motor or pump or equipment monitoring
- Simple range changing with DIP switches and WaveTool software
- Pluggable power cross-connections simplify and minimize cabling
- High circuit protection with 2 Port and 3 Port isolation

Type	Description	Part No.
WAS2 CMR	1/5/10A input, relay output	8516560000
WAS2 CMR	20/40/60A input, relay output	8513340000
WAS1 CMA	1/5/10A input, analog output	8523400000
WAS1 CMA LP	1/5/10A input, 4-20mA loop powered output	8528650000
WAS2 CMA	5/10A AC/DC input, analog output	8526610000
CMA 100/5A	Current transformer for 100A AC	8662140000
WAS5 VMR 1ph	24-260V AC/DC input, relay output	8705640000
WAS2 VMA	30-450V AC input, analog output	8581220000
ZQV 4/2	2 pole jumper for power cross-connections	1608950000
ZQV 4/3	3 pole jumper for power cross-connections	1608960000



Up to 60A input without CT



Jumper for power cross-connections

Universal Input, Computer Configurable Transmitters

WAVE TTA, Transmitter Amplifier

- Handles virtually all process signals in one unit
 - Thermocouples, RTDs, bipolar V and mA, resistance, frequency inputs
- Preset or User-defined linearization (up to 101 points)
- No need for DC supply with universal AC or DC powering (18-264V)
- -40° to 158°F (70°C) ambient working temperature
- Also available with Class 1, Div. 2 and ATEX 3 G Ex nA IIC T4 approvals for hazardous area applications



WAVE TTA

ITXPlus, Output Loop Powered Transmitter

- Handles virtually all process signals in one unit
 - Thermocouples, RTDs, bipolar V and mA, resistance inputs
- Preset or User-defined linearization (up to 101 points)
- Isolated 4-20mA output

Type	Description	Part No.
WAS6 TTA	Universal input, Analog and 2CO relays output	8939670000
WAS6 TTA EX	Universal input, Analog and 2CO relays output, C1D2 and ATEX approved	8964310000
ITXPlus	Universal input, 4-20mA Output Loop Powered	7940016563
CBX200 USB	Configuration Interface for ITXPlus / WAVE TTA	8978580000



ITXPlus and CBX200 USB

ACT20M – 6mm wide range for process signal isolation, splitting and conversion.

- Approved for installation in Ex Zone 2 / Div. 2
- Power rail option reduces wiring and simplifies changes
- Ambient temperature -25 to 70° C / -13 to 158° F

Type	Description	Input	Output	Channels	Part No.
ACT20M-UI-AO-S	Universal Converter	RTD, TC, Res, Pot, DC (mA, Volts)	DC (mA, Volts)	1	1176030000
ACT20M-CI-2CO-S	Current Splitter	DC mA	DC mA	1	1175990000
ACT20M-AI-2AO-S	Analog Splitter	DC (mA, Volts)	DC (mA, Volts)	1	1176020000
ACT20M-AI-AO-S	Analog Converter	DC (mA, Volts)	DC (mA, Volts)	1	1176000000
ACT20M-CI-CO-ILP-S	Input Loop Powered Isolator	DC mA	DC mA	1	1176070000
ACT20M-2CI-2CO-ILP-S	Input Loop Powered Isolator	DC mA	DC mA	2	1176080000
ACT20M-CI-CO-OLP-S	Output Loop Powered Isolator	DC (mA, Volts)	DC (mA, Volts)	1	1176040000
ACT20M-2CI-2CO-OLP-S	Output Loop Powered Isolator	DC (mA, Volts)	DC (mA, Volts)	2	1176050000
ACT20M-CI-CO-S	Current Converter	DC mA	DC mA	1	1175980000
ACT20M-RTCI-CO-OLP-S	Temperature transmitter	Thermocouple, PT100 2,3,4 wire Type J,K	DC mA	1	1435590000
ACT20M-RTCI-CO-EOLP-S	Temperature transmitter	Thermocouple, PT100 2,3,4 wire Type J,K	DC mA	1	1435610000
ACT20M-RTI-AO-S	Temperature transmitter	RTD, PT100 2,3,4 wire - isolation	DC (mA, Volts)	1	1375510000
ACT20M-RTI-AO-E-S	Temperature transmitter	RTD, PT100 2,3,4 wire	DC (mA, Volts)	1	1375520000
ACT20M-TCI-AO-S	Temperature transmitter	Thermocouple, Type J,K - isolation	DC (mA, Volts)	1	1375480000
ACT20M-TCI-AO-E-S	Temperature transmitter	Thermocouple, Type J,K	DC (mA, Volts)	1	1375500000
ACT20M-BAI-AO-S	Bipolar converter	Bi-directional DC (mA, Volts)	DC (mA, Volts)	1	1375450000
ACT20M-BAI-2AO-S	Bipolar converter	Bi-directional DC (mA, Volts)	DC (mA, Volts)	2	1375470000



ACT20M

Accessories

Type	Description	Input	Output	Channels	Part No.
ACT20-Feed-in-Basic-S	Power to rail Feed-In	24VDC	24VDC to Power Rail		1282490000
ACT20-Feed-in-PRO-S	Power to rail Feed-In	2 x 24VDC	24VDC to Power Rail		8965500000

ACT20X — Universal, Intrinsically Safe Signal Conditioners for Hazardous Area Applications



- Quick and easy configuration
- Saves panel space with compact 2-channel models
- Wide temperature range from -20°C to +60°C
- Error alarm output for open/short circuits or internal errors
- Global approvals for hazardous area applications UL Class 1, Div. 2, Zone 0, Zone 2, ATEX



ACT20X

Type	Description	Input	Output	Channels	Part No.
ACT20X-HDI-SDO-S	Pulse Isolator 0-5kHz	Hazardous Digital Pulse Relay or Namur	Safe Digital Pulse Transistor NPN	1	8965360000
ACT20X-2HDI-2SDO-S	Pulse Isolator 0-5kHz	Hazardous Digital Pulse Relay or Namur	Safe Digital Pulse Transistor NPN	2	8965390000
ACT20X-HDI-SDO-RNO-S	Pulse Isolator 0-5kHz	Hazardous Digital Pulse Relay or Namur	Safe Digital Pulse NO relay	1	8965340000
ACT20X-HDI-SDO-RNC-S	Pulse Isolator 0-5kHz	Hazardous Digital Pulse Relay or Namur	Safe Digital Pulse NC relay	1	8965350000
ACT20X-2HDI-2SDO-RNO-S	Pulse Isolator 0-5kHz	Hazardous Digital Pulse Relay or Namur	Safe Digital Pulse NO relay	2	8965370000
ACT20X-2HDI-2SDO-RNC-S	Pulse Isolator 0-5kHz	Hazardous Digital Pulse Relay or Namur	Safe Digital Pulse NC relay	2	8965380000
ACT20X-SDI-HDO-L-S	Solenoid Driver (Gas Group IIC)	Safe Digital Pulse NPN, PNP or Relay	Hazardous Digital Pulse <28V/<35mA	1	8965400000
ACT20X-2SDI-2HDO-S	Solenoid Driver (Gas Group IIC)	Safe Digital Pulse NPN, PNP or Relay	Hazardous Digital Pulse <28V/<35mA	2	8965420000
ACT20X-SDI-HDO-H-S	Solenoid Diver (Gas Group IIB)	Safe Digital Pulse NPN, PNP or Relay	Hazardous Digital Pulse <28V/<60mA	1	8965410000
ACT20X-HTI-SAO-S	Temperature Transducer	Hazardous Temperature Signals RTD, TC, DC (mA)	Safe Analog mA	1	8965470000
ACT20X-2HTI-2SAO-S	Temperature Transducer	Hazardous Temperature Signals RTD, TC, DC (mA)	Safe Analog mA	2	8965480000
ACT20X-HUI-SAO-S	Universal Converter	Hazardous RTD, TC, Resistor, Potentiometer, DC (mA, V)	Safe Analog mA + NO relay	1	8965490000
ACT20X-HAI-SAO-S	HART input isolator	Hazardous DC mA	Safe DC mA	1	8965430000
ACT20X-2HAI-2SAO-S	HART input isolator	Hazardous DC mA	Safe DC mA	2	8965440000
ACT20X-SAI-HAO-S	HART output isolator	Safe DC mA	Hazardous DC mA	1	8965450000
ACT20X-2SAI-2HAO-S	HART output isolator	Safe DC mA	Hazardous DC mA	2	8965460000
CBX200	Interface to PC				8978580000

ACT20P-Bridge-S — Isolated Strain Gauge Converter

- Fast and accurate weighing for up to 4 load cells
- Converts bridge voltage to standardized analog signals
- Precise signal processing with 4- or 6-wire connection; very high accuracy (0.05%)
- Tare compensation via pushbutton or external connection via PLC output
- Protected against transients with 5.7kV isolation between input, output and power supply

Type	Description	Part No.
ACT20P-Bridge-S	Isolated Strain Gauge Converter	1067250000



ACT20P

Tags and Markers

For more than 25 years, the Weidmüller name has stood for innovative and mutually compatible marking and printing systems, combined with all the necessary software and service. As a technology and market leader, we continue to break new ground. Our products set standards and can play a significant part to help you efficiently and reliably master increasingly complex production processes.

The PrintJet ADVANCED is part of Weidmüller's unique concept that unites hardware, software and service so that we can offer all of this from a single source. Each element was developed and synchronized to provide new options for marking terminals, wires, cables and devices. For large or small companies, the PrintJet ADVANCED system has just the right modules for your needs and can be fine-tuned to meet specific requirements.


Note: Marker descriptions indicate the length and width (pitch) of the marker in mm. For example, a WS 12/5 is 12mm long and 5mm wide. The pitch typically corresponds to the width of the terminal or device.




1. Selection



2. Printing



3. Application



4. Installation

Dekafix Preprinted Markers for Terminals

The Dekafix preprinted marker is suitable for marking all Weidmüller terminals and plug-in connectors.

- In strips for fast installation on terminal assemblies
- Short number sequences, symbols and letters
- Provided in cards of 50 markers each



Length x Pitch	Vertical Print			Horizontal Print		
	5 x 5mm	5 x 6mm	5 x 6.5mm	5 x 5mm	5 x 6mm	5 x 6.5mm
Model	DEK 5/5	DEK 5/6	DEK 5/6.5	DEK 5/5	DEK 5/6	DEK 5/6.5
1-50	0473560001	0468760001	0468260001	0473460001	0468660001	0468160001
51-100	0473560051	0468760051	0468260051	0473460051	0468660051	0468160051
101-150	0473560101	0468760101	0468260101	0473460101	0468660101	0468160101
151-200	0473560151	0468760151		0473460151	0468660151	0468160151
201-250	0473560201	0468760201		0473460201	0468660201	0468160201
251-300	0473560251	0468760251		0473460251	0468660251	0468160251
301-350	0473560301	0468760301		0473460301	0468660301	0468160301
351-400	0473560351	0468760351		0473460351	0468660351	0468160351
401-450	0473560401	0468760401		0473460401	0468660401	0468160401
451-500	0473560451	0468760451		0473460451	0468660451	0468160451

Additional number sequences, letters and symbols are available.

Length x Pitch	Vertical Print	Horizontal Print
	5 x 3.5mm	5 x 3.5mm
Model	DEK 5/3.5	DEK 5/3.5
1 - 10	1762320001	1858470000
11 - 20	1762320011	1858480000
21 - 30	1762320021	1858490000
31 - 40	1762320031	1858500000
41 - 50	1762320041	1858510000
51 - 60	1762320051	
61 - 70	1762320061	
71 - 80	1762320071	
81 - 90	1762320081	
91 - 100	1762320091	

Additional number sequences are available.

KSW Preprinted Markers for PCB

KSW preprinted marking strips are suitable for labeling multi-pole PCB terminals and connectors.

- White, self-adhesive strips made from non-PVC material
- Available in 2.5mm and 4.0mm widths, corresponding to the height of the PCB marking area
- Sold in 20 strips per sheet up to 20 poles, 15 strips per sheet for 21 poles or more



Model	Strip Width	"Pitch" Distance Between Poles	Preprinted Description (equal to no. of poles)			
			1-8	1-12	1-16	1-24
KSW 2.5	2.5mm	3.5mm			1652260001	1652250001
KSW 2.5	2.5mm	5.0mm	1700660001		1630070001	1713980001
KSW 2.5	2.5mm	5.08mm	1630100001		1713970001	1713990001
KSW 4	4.0mm	3.5mm	1630190001		1630150001	1640410001
KSW 4	4.0mm	5mm	1700670001		1700700001	1700710001
KSW 4	4.0mm	5.08mm	1630200001		1630160001	1630180001
KSW 4	4.0mm	7.5mm	1700690001	1630140001		
KSW 4	4.0mm	7.62mm	1700680001	1652270001		

Additional numeric and alphabetical sequences available. Call to order direct printing on PCB components.

Multi-Card Markers for Custom Marking

Multi-Card markers have been specifically formatted for custom printing using Weidmüller plotter or PrintJet technology. Print on blank markers yourself, or let us provide you with excellent print quality and endless options (including color text and image printing) with Weidmüller’s convenient custom printing services (Please note that Weidmüller requires your text and print specifications prior to processing custom print orders).

- Over 150 variants for Weidmüller and 3rd party terminals, conductors, cables and equipment
- Markers are easily separated from the frame
- Frame can be printed with project description data
- Part numbers provided are blank/white markers, color variations are available.




Multi-Card Markers for Weidmüller Terminals


- Dekafix (DEK) for short print sequences
- WS for longer print sequences. WS “Middle” has a centered mounting foot for use with I terminals.
- “PLUS” versions of the DEK and WS markers do not have a project field for faster installation; however, a better print result is achieved with a MCP Plotter as “PLUS” markers can sag in the center of the multicard when printed with a PJ Pro.
- ZS can be folded upwards to access terminal cross-connections

Model	Weidmüller Terminal Types	Length x Pitch	Blank Part No.	QTY per Box	Custom Print Part No.*	QTY per Card
DEK 5/3.5 MC	SAK, W, Z, P	5x3.5mm	1755270000	500	1767730000	100
DEK 5/5 MC	SAK, W, Z, P	5x5mm	1609801044	1000	1609810000	200
DEK 5/5 PLUS MC	SAK, W, Z, P	5x5mm	1854490000	1000	1854500000	200
DEK 5/6 MC	SAK, W, Z, P	5x6mm	1609820000	1000	1609830000	200
DEK 5/6 PLUS MC	SAK, W, Z, P	5x6mm	1011320000	1000	1038650000	200
DEK 5/6.5 MC	SAK, W, Z, P	5x6.5mm	1609840000	900	1609850000	180
DEK 5/6.5 PLUS MC	SAK, W, Z, P	5x6.5mm	1046340000	900	1046360000	180
DEK 5/8 MC	SAK, W, Z, P	5x8mm	1856740000	800	1856750000	160
DEK 5/8 PLUS MC	SAK, W, Z, P	5x8mm	1046350000	800	1046370000	160
WS 12/3.5 MC	SAK, W, Z, P	12x3.5mm	1778270000	600	1778280000	120
WS 8/5 MC	SAK, W, Z, P	8x5mm	1640740000	720	1640750000	144
WS 10/5 MC	SAK, W, Z, P	10x5mm	1635000000	720	1635010000	144
WS 10/5 PLUS MC	SAK, W, Z, P	10x5mm	1046380000	600	1046320000	120
WS 10/5 Middle	SAK, W, Z, P	10x5mm	1792000000	720	1792010000	144
WS 12/5 MC	SAK, W, Z, P	12x5mm	1609860000	720	1609870000	144
WS 8/6 MC	SAK, W, Z, P	8x6mm	1951880000	600	1038820000	120
WS 10/6 MC	SAK, W, Z, P	10x6mm	1828450000	600	1828460000	120
WS 10/6 PLUS MC	SAK, W, Z, P	10x6mm	1046390000	600	1046330000	120
WS 10/6 Middle	SAK, W, Z, P	10x6mm	1818400000	600	1818410000	120
WS 12/6 MC	SAK, W, Z, P	12x6mm	1609900000	600	1609910000	120
WS 12/6.5 MC	SAK, W, Z, P	12x6.5mm	1609920000	540	1609930000	108
WS 10/8 MC	SAK, W, Z, P	10x8mm	1905950000	420	1906030000	84
WS 12/8 MC	SAK, W, Z, P	12x8mm	1906000000	420	1906010000	84
ZS 10/5 MC	Z	10x5mm	1610000000	480	1610010000	96
ZS 15/5 MC	Z	15x5mm	1646630000	480	1646640000	96
ZS 12/6 MC	Z	12x6mm	1610020000	400	1610030000	80


Additional colors and clamping widths are available.



DEK



WS



ZS


Multi-Card WAD Markers for Terminal Assembly

The WAD series marker can be used to cover W-Series feed-through terminals, or when used with WEW 35/2 and ZEW 35/2 end brackets, to identify a group of terminals within a rail assembly.

Model	Weidmüller Terminal Types	Length x Pitch	Blank Part No.	QTY per Box	Custom Print Part No.*	QTY per Card
WAD 5 MC	WDU 2.5, 4, 6 & 10	5x33.3mm	1112910000	48	1112930000	12
WAD 8 MC	WEW 35/2, ZEW 35/2	8x33.3mm	1112940000	48	1112970000	12

Pre-printed yellow markers with lightning flash and blank markers in yellow are also available.

* Contact your Authorized Weidmüller Distributor to provide your print details prior to order.



WAD 8 MC


Multi-Card Markers for Third Party Terminals

Weidmuller's MultiFit series markers in Multi-Card format are for use with other manufacturer's terminals, such as Wago, Phoenix, Wieland, Legrand, Entelec, Telemecanique, Siemens, Festo, Cabur, Woertz, and Adels RKW. Contact Weidmuller to ensure product compatibility prior to purchase. A complete "MultiFit Markers" cross reference guide is available at www.weidmuller.com/markingsystems under "Terminal Markers."

- For terminals with pitches (widths) of 4, 5, 6, 7.5, 8 and 10mm (marker pitch should match terminal pitch)

Model	Terminal Manufacturer Compatibility	Print Area Length x Pitch	Blank Part No.	QTY per Box	Custom Print Part No.*	QTY per Card
MF 5/5 MC	Phoenix	5x5mm	1816250000	500	1816320000	100
MF 5/6 MC	Phoenix	5x6mm	1816260000	500	1816330000	100
MF 8/5 MC	Wago, Phoenix,	8x5mm	1677140000	600	1677150000	120
MF 10/5 MC	Weiland, Legrand,	10x5 mm	1677160000	600	1677170000	120
MF 12/5 MC	Entelec,	12x5mm	1677180000	600	1677190000	120
MF10/6 MC	Telemecanique	10x6mm	1677220000	600	1677230000	120

Additional colors, clamping widths, and markers compatible with additional manufacturers are available.



MultiFit


Multi-Card Markers for Wire and Cables

- Slimfix SF markers can be attached to wires that are already installed
- Slimfix SFX markers can be attached to wires that are already installed with a cable tie (max width 3.6mm)
- Slimfix Clips (SFC) are self locking, and can be attached to wires that are already installed

Model	Wire Cross Section mm ²	Length x Width	Attachment	Blank Part No.	QTY per Box	Custom Print Part No.*	QTY per Card
SF 0/12	.25 - .50 mm	12x3.2mm	Self	1919240000	400	1919250000	80
SF 1/12	.50 - .75 mm	12x3.2mm	Self	1919390000	400	1919420000	80
SF 2/12	.75 - 1.5 mm	12x3.6mm	Self	1919490000	400	1919500000	80
SF 3/12	1.5 - 2.5 mm	12x4.6mm	Self	1919540000	320	1919510000	64
SF 4/12	2.5 - 4.0 mm	12x5.7mm	Self	1919600000	160	1919610000	32
SF 5/12	6.0 - 10.0 mm	12x7.4mm	Self	1919650000	160	1919660000	32
SF 0/21	.25 - .50 mm	21x3.2mm	Self	1918500000	400	1918470000	80
SF 1/21	.50 - .75 mm	21x3.2mm	Self	1918630000	400	1918640000	80
SF 2/21	.75 - 1.5 mm	21x3.6mm	Self	1918690000	400	1918650000	80
SF 3/21	1.5 - 2.5 mm	21x4.6mm	Self	1918910000	320	1918880000	64
SF4/21	2.5 - 4.0 mm	21x5.7mm	Self	1919080000	192	1919050000	48
SF 4.5/21	4.0 - 6.0 mm	21x7.4mm	Self	1919020000	96	1918990000	32
SF 5/21	6.0 - 10.0 mm	21x7.4mm	Self	1919140000	160	1919110000	32
SFX 10/23	from 16.0 mm	23x5mm	Cable Tie	1852390000	160	1852380000	32
SFX 14/23	from 16.0 mm	23x8.2mm	Cable Tie	1852440000	160	1852430000	32
SFX 9/24	from 16.0 mm	23.9x9mm	Cable Tie	1852490000	160	1852480000	32
SFX 11/60	from 16.0 mm	11x44mm	Cable Tie	1860120000	60	1860140000	12
SFX 30/60	from 16.0 mm	30x45mm	Cable Tie	1083230000	30	1083260000	30
SFC 0/12	0.5 - 1.0 mm	12x4.1mm	Self	1813130000	200	1813180000	40
SFC 1/12	.75 - 2.5 mm	12x4.1mm	Self	1747320001	200	1752720000	40
SFC 2/12	2.5 - 4.0 mm	12x5.8mm	Self	1758320001	120	1763480000	24
SFC 2.5/12	4.0 - 10.0 mm	12x5.8mm	Self	1062000000	120	1062040000	24
SFC 0/21	0.5 - 1.0 mm	21x4.1mm	Self	1813190000	200	1813230000	40
SFC 1/21	.75 - 2.5 mm	21x4.1mm	Self	1779080001	200	1779090000	40
SFC 2/21	2.5 - 4.0 mm	21x5.8mm	Self	1805810000	120	1805800000	24
SFC 2.5/21	4.0 - 10.0 mm	21x5.8mm	Self	1062050000	120	1062110000	24
SFC 0/30	.75 - 2.5 mm	30x4.1mm	Self	1813240000	150	1813280000	30
SFC 1/30	2.5 - 4.0 mm	30x4.1mm	Self	1805760000	150	1805750000	30
SFC 2/30	4.0 - 10.0 mm	30x4.1mm	Self	1805870000	90	1805860000	18



SF



SFX 10/23

SFX 14/23

SFX 9/24



SFC


Additional colors, lengths and wire cross sections available



*Contact your Authorized Weidmuller Distributor to provide your print details prior to order.

CableLine Preprinted Markers for Wires and Cables

CableLine markers can be applied to wires and cables from 0.2mm² to 70mm² and are shaped to rest close together on the wire in various combinations. Printed using laser technology and manufactured using PVC materials, CableLine markers provide marking flexibility while presenting clear and resistant text.

- CLI C markers are closed and fasten securely to the wire prior to wire termination
- CLI O markers are open and fasten conveniently to wires that are already terminated
- Part numbers listed below are yellow markers with black print; other colors are available



Wire Cross Section	CLI C Markers (Closed) 				CLI O Markers (Open) 		
	.4 - 1.5mm	.5 - 4mm	2.5 - 16mm	16 - 70mm	.5 - 1.5mm	1.5 - 2.5mm	2.5 - 4mm
Length	3mm	3mm	4mm	6mm	3mm	3mm	3mm
MultiPack QTY	200	200	100	20	200	200	200
Model	CLI C 02-3	CLI C 1-3	CLI C 2-4	CLI C 3-6	CLI O 10	CLI O 20	CLI O 30
0	0252111502	0252611502	0251311502	0253411502	0648001502	0648101502	0648201502
1	0252111505	0252611505	0251311505	0253411505	0648001505	0648101505	0648201505
2	0252111508	0252611508	0251311508	0253411508	0648001508	0648101508	0648201508
3	0252111511	0252611511	0251311511	0253411511	0648001511	0648101511	0648201511
4	0252111514	0252611514	0251311514	0253411514	0648001514	0648101514	0648201514
5	0252111517	0252611517	0251311517	0253411517	0648001517	0648101517	0648201517
6	0252111520	0252611520	0251311520	0253411520	0648001520	0648101520	0648201520
7	0252111523	0252611523	0251311523	0253411523	0648001523	0648101523	0648201523
8	0252111526	0252611526	0251311526	0253411526	0648001526	0648101526	0648201526
9	0252111529	0252611529	0251311529	0253411529	0648001529	0648101529	0648201529
A	0252111637	0252611637	0251311637	0253411637	0648001637	0648101637	0648201637
B	0252111639	0252611639	0251311639	0253411639	0648001639	0648101639	0648201639
C	0252111641	0252611641	0251311641	0253411641	0648001641	0648101641	0648201641
D	0252111643	0252611643	0251311643	0253411643	0648001643	0648101643	0648201643
E	0252111645	0252611645	0251311645	0253411645	0648001645	0648101645	0648201645
F	0252111647	0252611647	0251311647	0253411647	0648001647	0648101647	0648201647
G	0252111649	0252611649	0251311649	0253411649	0648001649	0648101649	0648201649
H	0252111651	0252611651	0251311651	0253411651	0648001651	0648101651	0648201651
I	0252111653	0252611653	0251311653	0253411653	0648001653	0648101653	0648201653
J	0252111655	0252611655	0251311655	0253411655	0648001655	0648101655	0648201655
K	0252111657	0252611657	0251311657	0253411657	0648001657	0648101657	0648201657
L	0252111659	0252611659	0251311659	0253411659	0648001659	0648101659	0648201659
M	0252111661	0252611661	0251311661	0253411661	0648001661	0648101661	0648201661
N	0252111663	0252611663	0251311663	0253411663	0648001663	0648101663	0648201663
O	0252111665	0252611665	0251311665	0253411665	0648001665	0648101665	0648201665
P	0252111667	0252611667	0251311667	0253411667	0648001667	0648101667	0648201667
Q	0252111669	0252611669	0251311669	0253411669	0648001669	0648101669	0648201669
R	0252111671	0252611671	0251311671	0253411671	0648001671	0648101671	0648201671
S	0252111673	0252611673	0251311673	0253411673	0648001673	0648101673	0648201673
T	0252111676	0252611676	0251311676	0253411676	0648001676	0648101676	0648201676
U	0252111679	0252611679	0251311679	0253411679	0648001679	0648101679	0648201679
V	0252111681	0252611681	0251311681	0253411681	0648001681	0648101681	0648201681
W	0252111683	0252611683	0251311683	0253411683	0648001683	0648101683	0648201683
X	0252111687	0252611687	0251311687	0253411687	0648001687	0648101687	0648201687
Y	0252111696	0252611696	0251311696	0253411696	0648001696	0648101696	0648201696
Z	0252111698	0252611698	0251311698	0253411698	0648001698	0648101698	0648201698
GROUND	0252111747	0252611747	0251311747	0253411746	0648001746	0648101746	0648201746


Preprinted Description

Additional colors, special characters, and marker lengths are available.


Multi-Card Markers for Devices

Device markers are for use with Weidmüller and third party manufacturer's devices such as switchgear, contactors, circuit breakers, relays, switches and transformers, etc.

- ESG non-adhesive markers are for use on a specific device type, while the adhesive markers can be used for universal marking of any device.
- CC self-adhesive markers can be used for universal marking of any device. Large size markers can be used as an alternative to engraving.
- SM markers are available in self-adhesive or standard formats, which can be placed in a SM - H push button holder. This series is typically for control and signaling devices.



Model	Device Compatibility	Length x Pitch	Self Adhesive	Blank Part No.	QTY per Box	Custom Print Part No.*	QTY per Card
ESG 5/10 MC	Turck/Beckhoff SAI	5x10mm	No	1919940000	400	1038840000	80
ESG 6/15 MC	Riderseries SCM/SRC	6x15mm	No	1881280000	200	1881290000	40
ESG 6/15 K	Unspecified	6x15mm	Yes	1880100000	200	1880090000	40
ESG 6/17 K	Unspecified	6x17mm	Yes	1880120000	200	1880080000	40
ESG 8/17	Telemecanique	8x17mm	No	1674740000	200	1674750000	40
ESG 9/11 K	Unspecified	9x11mm	Yes	1857440000	200	1857450000	40
ESG 9/17 K	Unspecified	9x17mm	Yes	1674760000	200	1674770000	40
ESG 9/20	Siemens, Moller, WI SAI	9x20 mm	No	1609940000	200	1609950000	40
ESG 10/17	Allen Bradley, Festo MT	10x17mm	No	1856700000	200	1856710000	40



ESG

Model	Length x Pitch	Self Adhesive	Blank White Part No.	QTY per Box	Custom Print Part No.*	QTY per Card	CC-H Holder Part No.
CC 15/17 K	15x17mm	Yes	1876590000	80	1876600000	16	—
CC 15/27 K	15x27mm	Yes	1876640000	80	1876750000	16	—
CC 15/49 K	15x49mm	Yes	1877220000	40	1877230000	8	—
CC 15/60 K	15x60mm	Yes	1877310000	40	1877320000	8	—
CC 30/60 K	30x60mm	Yes	1934390000	30	1934370000	6	—
CC 85/54 K	85x54mm	Yes	1138430000	10	1138470000	2	—
CC 15/17 MC	15x17mm	No	1876570000	80	1876620000	16	1790430000
CC 15/27 MC	15x27mm	No	1876770000	80	1876630000	16	1790410000
CC 15/49 MC	15x49mm	No	1877260000	40	1877200000	8	1790420000
CC 15/60 MC	15x60mm	No	1877350000	40	1877300000	8	1878910000
CC 30/60 MC	30x60mm	No	1934420000	30	1934410000	6	1934430000
CC 85/54 MC	85x54mm	No	1138400000	10	1138460000	2	—



Model	Length x Pitch	Self Adhesive	Blank Part No.	QTY per Box	Custom Print Part No.*	QTY per Card	SM - H Holder Part No.
SM 27/8	8x27mm	No	1699820000	80	1699830000	16	—
SM 27/12.5	12.5x27mm	No	1699840000	80	1699850000	16	1716640000
SM 27/18	18x27mm	No	1699860000	80	1699870000	16	1716630000
SM 27/27	27x27mm	No	1773220000	60	1773240000	12	1782710000
SM 22/22 K	22x22mm	Yes	1877570000	80	1877580000	16	—
SM 27/8 K	8x27mm	Yes	1812630000	80	1713690000	16	—
SM 27/12.5 K	12.5x27mm	Yes	1699880000	80	1699890000	16	1716640000
SM 27/18 K	18x27mm	Yes	1707270000	80	1707280000	16	1716630000
SM 27/27 K	27x27mm	Yes	1783000000	60	1783010000	12	1782710000



SM



SM-H Holder


Additional marker colors are available. SM - H holders are available in black only, and are compatible with protective film.

*Contact your Authorized Weidmüller Distributor to provide your print details prior to order.

MetalliCard Metal Markers

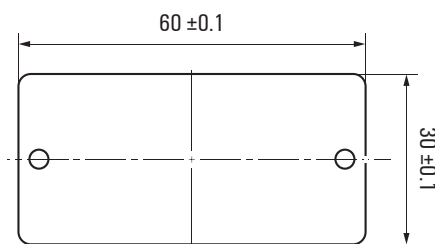
A highly resistant and coordinated labeling system

With our new MetalliCard, we are now able to offer an innovative customized labeling system that allows you to print on aluminium or stainless steel tags using the innovative PrintJet ADVANCED. This is an extremely versatile solution for labeling with just one printer, one software program and one type of ink. You no longer need to hire an external agency for expensive and time-consuming engraving or punch-outs.



Model Description

Model	Description
CC-M 30/60 2x3 AL	ClipCard
CC-M 30/60 2x3 AL	MetalliCard
CC-M 30/60 2x3 AL	30mm wide
CC-M 30/60 2x3 AL	60mm high
CC-M 30/60 2x3 AL	2 holes
CC-M 30/60 2x3 AL	3.3mm hole diameter
CC-M 30/60 2x3 AL	Aluminium
CC-M 30/60 2x3 ST	Stainless steel



Example: CC-M 30/60 2 x 3

Technical Specifications

	Description
Tag material	anodised aluminium (AL) or stainless steel 1.4301 (ST)
Temperature range	between -55°C and +130°C
Thick	0.5mm
Primer	100 impregnated cloths and hermetically sealed



Universal Transport Inlay Frame
Part No. 1341120000
Accepts 8 marker models: CC-M 85/54, 85/27, 27/18, 30/60, 15/45, 15/60, DIA 30 and SFX-M11/60

Accessories

Type	QTY	Part No.
PRIMER CC-M	1	1341200000

Tags

Model	Size	Holes	QTY	Part No.	Adhesive Backing	Inlay Transport Frame
CC-M 10/30 2X2.5 AL	10x30mm	2.5mm (double)	200	1483780000		1483770000
CC-M 10/30 2X2.5 ST	10x30mm	2.5mm (double)	200	1500150000		1483770000
CC-M 15/45 2x3 AL	15x45mm	3.3mm (double)	200	1327900000		1341090000
CC-M 15/45 2x3 ST	15x45mm	3.3mm (double)	200	1327920000		1341090000
CC-M 15/45 AL	15x45mm	-	200	1327730000	1341170000	1341090000
CC-M 15/45 ST	15x45mm	-	200	1327740000	1341170000	1341090000
CC-M 15/60 2x3 AL	15x60mm	3.3mm (double)	200	1327880000	1341150000	1341080000
CC-M 15/60 2x3 ST	15x60mm	3.3mm (double)	200	1327890000	1341150000	1341080000
CC-M 15/60AL	15x60mm	-	200	1327700000	1341150000	1341080000
CC-M 15/60ST	15x60mm	-	200	1327720000	1341150000	1341080000
CC-M 18/52 2X3 AL	18x52mm	3.3mm (double)	200	1390400000		1390430000
CC-M 18/52 2X3 ST	18x52mm	3.3mm (double)	200	1505350000		1390430000
CC-M 27/18 2X3 AL	27x18mm	3.3mm (double)	200	1463870000		1341040000
CC-M 27/18 2X3 ST	27x18mm	3.3mm (double)	200	1463880000		1341040000
CC-M 27/18 AL	27x18mm	-	200	1327630000	1341140000	1341040000
CC-M 27/18 ST	27x18mm	-	200	1327640000	1341140000	1341040000
CC-M 27/70 2X3 AL	27x70mm	3.3mm (double)	80	1500170000		1500290000
CC-M 27/70 2X3 ST	27x70mm	3.3mm (double)	80	1500190000		1500290000
CC-M 30/60 2x3 AL	30x60mm	3.3mm (double)	100	1327850000	1341130000	1341070000
CC-M 30/60 2x3 ST	30x60mm	3.3mm (double)	100	1327870000	1341130000	1341070000
CC-M 30/60AL	30x60mm	-	100	1327680000	1341130000	1341070000
CC-M 30/60ST	30x60mm	-	100	1327690000	1341130000	1341070000
CC-M 43/70 AL	43x70mm	-	80	1500200000		1500300000
CC-M 43/70 ST	43x70mm	-	80	1500220000	1500340000	1500300000
CC-M 58/35 2x3 AL	58x35mm	3.3mm (double)	100	1415710000		1415950000
CC-M 58/35 2x3 ST	58x35mm	3.3mm (double)	100	1415670000		1415950000
CC-M 58/35 AL	58x35mm	-	100	1415750000	1341130000	1415950000
CC-M 58/35 ST	58x35mm	-	100	1415730000	1341130000	1415950000
CC-M 70/48 2x3 AL	70x48mm	3.3mm (double)	40	1415720000		1415940000
CC-M 70/48 2x3 ST	70x48mm	3.3mm (double)	40	1415680000		1415940000
CC-M 70/48 AL	70x48mm	-	40	1415770000		1415940000
CC-M 70/48 ST	70x48mm	-	40	1415740000		1415940000
CC-M 85/27 2x3 AL	85x27mm	3.3mm (double)	80	1327830000	1226620000	1341050000
CC-M 85/27 2x3 ST	85x27mm	3.3mm (double)	80	1327840000	1226620000	1341050000
CC-M 85/27 AL	85x27mm	-	80	1327650000	1226620000	1341050000
CC-M 85/27 ST	85x27mm	-	80	1327670000	1226620000	1341050000
CC-M 85/54 4x3 AL	85x54mm	3.3mm (quadruple)	40	1327800000	1175850000	1341030000
CC-M 85/54 4x3 ST	85x54mm	3.3mm (quadruple)	40	1327820000	1175850000	1341030000
CC-M 85/54 AL	85x54mm	-	40	1327600000	1175850000	1341030000
CC-M 85/54 ST	85x54mm	-	40	1327620000	1175850000	1341030000
CC-M DIA 30 AL	Ø30mm	4.2mm (single)	200	1327750000	1341180000	1341100000
CC-M DIA 30 ST	Ø30mm	4.2mm (single)	200	1327770000	1341180000	1341100000
SFX-M 11/60 AL	11x60mm	-	50	1327780000		1341110000
SFX-M 11/60 ST	11x60mm	-	50	1327790000		1341110000
SFX-M 11/60-5 AL	11x60mm	-	50	1422560000		1341110000
SFX-M 11/60-5 ST	11x60mm	-	50	1422570000		1341110000
SFX-M 12/40-5 AL	12x40mm	-	50	1500230000		1500320000
SFX-M 12/40-5 ST	12x40mm	-	50	1500240000		1500320000
SFX-M 17/60-5 AL	17x60mm	-	50	1500250000		1500330000
SFX-M 17/60-5 ST	17x60mm	-	50	1500270000		1500330000

Marking Equipment for Custom Printing

Weidmuller printing systems are designed to produce terminal, wire, and equipment markers quickly and cost-effectively. All printing systems work in conjunction with M-Print® PRO label designer, an intuitive Windows-based program and MultiCard markers.

PrintJet ADVANCED Printer

The PrintJet ADVANCED is an inkjet printer which prints plastic markers in MultiCard format and metal markers from the MetalliCard family. Thanks to its high magazine capacity, it is ideal for printing large volumes in continuous operation. The precise color printing and thermal fixing guarantee optimum print results for durable equipment identification. With these properties, the PrintJet ADVANCED brings efficiency to the operating process – whether operated with the M-Print® PRO software or as a stand-alone solution with pre-installed print templates.

The advantages for you at a glance:

- Precise full color printing capability
- Printing of metal markers as standard
- Built-in magazine with a 30 MultiCard capacity
- Markers are ready-to-use, no waiting for ink to dry or cure
- Ease of use thanks to intuitive touch display
- Can be used as stand-alone printer where print files can be uploaded via flash drive




PrintJet ADVANCED Printer


Model	Description	Part No.
PrintJet ADVANCED 115 V	Printer for MultiCard markers	1338700000
PJ ADV TNTK INK K ink cartridge, black	1 Black Ink Cartridge	1338690000
PJ ADV TNTK INK C ink cartridge, cyan	1 Cyan Ink Cartridge	1338680000
PJ ADV TNTK INK M ink cartridge, magenta	1 Magenta Ink Cartridge	1338670000
PJ ADV TNTK INK Y ink cartridge, yellow	1 Yellow Ink Cartridge	1338650000
PJ ADV TNTK INK SET ink set	4 Color Ink Set: Cyan, Yellow, Magenta & Black	1338720000
TNAW PJ ADV ink collector tray	Waste Pad	1338710000

MCP Plotters

Weidmuller's MCP Plotters are suitable for smaller quantities of markers and when only part of a MultiCard is to be printed on. MultiCard marker formats, pens and pen adapters are for use with both plotters.



- Designed for low to infrequent print requirements
- Five card formats can be printed in one job setting
- Utilizes disposable or refillable ink pens
- Automated pen holder/retrieve function



- Designed for low to infrequent print requirements
- Three cards can be printed in one job setting
- Utilizes disposable or refillable ink pens
- Comes with a travel case for easy transport

Model	Part No.	Model	Part No.
MCP Plus Plotter	192500000	MCP Basic Plotter	113940000

Plotter Pens

Model	Tip mm	Description	Part No.
Plotter pen 0.18	0.18	Refillable Pen	1768570000
Plotter pen 0.25	0.25	Refillable Pen	1768540000
Plotter pen 0.25 P-Ink*	0.25	Disposable Pen	1920640000
Plotter pen 0.35	0.35	Refillable Pen	1768550000
Plotter pen 0.35 P-Ink*	0.35	Disposable Pen	1920650000
Plotter pen 0.50	0.5	Refillable Pen	1768560000
Plotter pen 0.70 P-Ink*	0.7	Disposable Pen	1011450000
P-Ink 30ml*		For Refillable Pen	1924340000
Ink 2000		For Refillable Pen	1772120000
STI Pen Adapter (Aluminum)		Adapter for STI Disposable Pen	1762440000
STI Pen		Disposable Pen	0508401694
STI Pen		Disposable Pen - for Canada	0508400000

*Not suitable for printing on CableLine wire markers.

THM Plus S Thermal Transfer Printer

The THM Plus S is a thermal transfer printer with a sturdy, modular construction. Its key advantage is in the processing of continuous materials, fabric and polyester labels, shrink sleeves and PLC labels. The integrated cutting and perforating options allow the division of continuous material into any length – this makes work easier when cutting and finding the identification areas. The device is very simple to operate thanks to the user-friendly status display and intuitive touch display in 27 languages.



THM Plus S Printer

This thermal transfer printer is the ideal solution for space saving markers for the electrical cabinet. The TwinMark endless heat-shrinkable sleeves are printed and perforated in a matter of seconds.

Part No. 1327170000

Automated Perforation Cutter

The marker is set to the desired length using the software M-Print® PRO, the cutter ensures ease of separation.

Part No. 1416330000

External Roll Holder (30M roll)

External roll holder enables the THM PLUS S printers to handle rolls up to a diameter of 400 mm.

Part No. 1302920000

Technical specifications

Type	
Material	Polyolefin
Shrinkage rate	3:1
Shrinking temperature	>90°C
Temperature range	-55°C...+135°C
Fire class	UL 224 / CSA
Oxygen index (EN ISO 4589-2)	36%
Tested acc. to	UL 224 CSA C22.22 SAE AS 81531 4.6.2 MIL-STD-202G Method 215K

Description	
HSS	Heat Shrinkable Sleeve
0.8-25.4mm	For wire diameter
EL	Endless
Y/W	Y - Yellow W - White

Ink Ribbon

Model	Part No.
Ribbon HSS HF EL 40/300	1426210000

Ordering data for heat-shrinkable sleeves on roll – 3:1*

Type	Color	Wire diameter	Cond. cross-section	Sleeve width	Length per roll (M)	Part No.
HSS 0.8 - 2.4 EL Y	Yellow	0.8 - 2.4 mm	0.25 - 0.5 mm ²	4.2	13	1489530000
HSS 0.8 - 2.4 EL Y 30M	Yellow	0.8 - 2.4 mm	0.25 - 0.5 mm ²	4.2	30	1505760000
HSS 1.0 - 3.2 EL Y	Yellow	1.0 - 3.2 mm	0.5 - 1.5 mm ²	5.6	13	1489540000
HSS 1.0 - 3.2 EL Y 30M	Yellow	1.0 - 3.2 mm	0.5 - 1.5 mm ²	5.6	30	1505770000
HSS 1.6 - 4.8 EL Y	Yellow	1.6 - 4.8 mm	0.5 - 1.5 mm ²	7.6	13	1489550000
HSS 1.6 - 4.8 EL Y 30M	Yellow	1.6 - 4.8 mm	0.5 - 1.5 mm ²	7.6	30	1505780000
HSS 2.1 - 6.4 EL Y	Yellow	2.1 - 6.4 mm	1.5 - 6 mm ²	10.7	13	1489560000
HSS 2.1 - 6.4 EL Y 30M	Yellow	2.1 - 6.4 mm	1.5 - 6 mm ²	10.7	30	1505790000
HSS 3.2 - 9.5 EL Y	Yellow	3.2 - 9.5 mm	4 - 16 mm ²	15.1	13	1489570000
HSS 3.2 - 9.5 EL Y 30M	Yellow	3.2 - 9.5 mm	4 - 16 mm ²	15.1	30	1505800000
HSS 4.2 - 12.7 EL Y	Yellow	4.2 - 12.7 mm	6 - 35 mm ²	20.9	13	1489580000
HSS 4.2 - 12.7 EL Y 30M	Yellow	4.2 - 12.7 mm	6 - 35 mm ²	20.9	30	1505810000
HSS 6.4 - 19.1 EL Y	Yellow	6.4 - 19.1 mm	16 - 70 mm ²	30.9	10	1489590000
HSS 6.4 - 19.1 EL Y 30M	Yellow	6.4 - 19.1 mm	16 - 70 mm ²	30.9	30	1505820000
HSS 8.5 - 25.4 EL Y	Yellow	8.5 - 25.4 mm	35 - 120 mm ²	40.5	10	1489610000
HSS 8.5 - 25.4 EL Y 30M	Yellow	8.5 - 25.4 mm	35 - 120 mm ²	40.5	30	1505830000
HSS 0.8 - 2.4 EL W	White	0.8 - 2.4 mm	0.25 - 0.5 mm ²	4.2	13	1489620000
HSS 0.8 - 2.4 EL W 30M	White	0.8 - 2.4 mm	0.25 - 0.5 mm ²	4.2	30	1505840000
HSS 1.0 - 3.2 EL W	White	1.0 - 3.2 mm	0.5 - 1.5 mm ²	5.6	13	1489630000
HSS 1.0 - 3.2 EL W 30M	White	1.0 - 3.2 mm	0.5 - 1.5 mm ²	5.6	30	1505850000
HSS 1.6 - 4.8 EL W	White	1.6 - 4.8 mm	0.5 - 1.5 mm ²	7.6	13	1489640000
HSS 1.6 - 4.8 EL W 30M	White	1.6 - 4.8 mm	0.5 - 1.5 mm ²	7.6	30	1505860000
HSS 2.1 - 6.4 EL W	White	2.1 - 6.4 mm	1.5 - 6 mm ²	10.7	13	1489650000
HSS 2.1 - 6.4 EL W 30M	White	2.1 - 6.4 mm	1.5 - 6 mm ²	10.7	30	1505870000
HSS 3.2 - 9.5 EL W	White	3.2 - 9.5 mm	4 - 16 mm ²	15.1	13	1489660000
HSS 3.2 - 9.5 EL W 30M	White	3.2 - 9.5 mm	4 - 16 mm ²	15.1	30	1505880000
HSS 4.2 - 12.7 EL W	White	4.2 - 12.7 mm	6 - 35 mm ²	20.9	13	1489670000
HSS 4.2 - 12.7 EL W 30M	White	4.2 - 12.7 mm	6 - 35 mm ²	20.9	30	1505890000
HSS 6.4 - 19.1 EL W	White	6.4 - 19.1 mm	16 - 70 mm ²	30.9	10	1489680000
HSS 6.4 - 19.1 EL W 30M	White	6.4 - 19.1 mm	16 - 70 mm ²	30.9	30	1505900000
HSS 8.5 - 25.4 EL W	White	8.5 - 25.4 mm	35 - 120 mm ²	40.5	10	1489690000
HSS 8.5 - 25.4 EL W 30M	White	8.5 - 25.4 mm	35 - 120 mm ²	40.5	30	1505910000

*2:1 Shrink ratio is also available.

Terminal Blocks

Frequently Asked Questions

Why use terminal blocks to connect instrumentation devices to the control unit?

Instrumentation is used throughout a process plant. Long distances and high signal volume make it impractical to connect signal channels directly to control units or I/O modules. Using terminal blocks, signals can be collected and bundled in junction boxes and marshalling cabinets throughout the plant, then wired to the DCS in the control room.

What connection functions are needed?

The most common function is feed-through: signals are connected from one wire to another. Fast-blow fuses or other current limiting devices can be integrated into the terminal block to protect the control system I/O modules from field wiring faults. Disconnect terminal blocks with integral test plugs are used for test and measurement purposes during commissioning and ongoing maintenance.

Why provide fusing with terminal blocks?

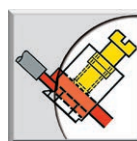
Fusing protects the control unit and instrumentation from damage caused by short circuits or wiring faults in the field. Signal channels on control I/O modules have fuse protection as a standard feature. Fused terminal blocks provide additional protection, and are preferred because access and handling for maintenance and fuse changing is more convenient, and limits unnecessary contact with the control unit.

Why is a disconnect function included on a terminal block?


The disconnect function is often required to open individual signal circuits for digital I/Os. For analog signals, disconnect terminal blocks are used for test and measurement during field commissioning and maintenance.

What typical connection configurations are used?

Connection configuration is dependent on the type of signal and the field instrumentation. The positive (+) signal is wired to a fuse or disconnect block, and the neutral wire is connected to a feed-through terminal block. There is one terminal block per wire, resulting in two terminal blocks per signal loop. Three terminal blocks may be needed if the shield wire is also connected to a separate PE ground block. Other configurations use two or more circuits in one multi-level terminal block, and provide options that include a pluggable interface to the I/O modules.



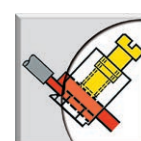
W Series
Screw Clamp Connections



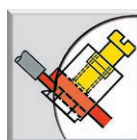
Z Series
Tension Clamp Connections



P Series
Push-in Connections



WMF Series
Screw Clamp Connections



SAK Series
Screw Clamp Connections



W Series Screw Clamp

- One of the broadest Screw Clamp termination configurations available
- Pluggable Jumpers can reduce install time by as much as 50-60% compared to screw jumpers
- Screw clamps create an innovative gas-tight connection to prevent intermittent signal loss and unwanted voltage drops
- Meets all industry approvals including, hazardous (e.g. ATEX, C1Z1) and UL508A SCCR requirements (100kA interrupt rating)
- "Self-locking" clamp guarantees a positive connection that is 100% vibration proof

Feed Through Terminal Blocks

Part No.	Model	Description	Width	V/A/AWG - UL	V/A/AWG - CSA	End Plate/Partition
1040800000	WDU 2.5N	Single-Level	5mm	300/20/30-12	300/20/26-12	1060000000/-
1020000000	WDU 2.5	Single-Level	5mm	600/25/30-12	600/20/26-12	1050000000/1050100000
1020100000	WDU 4	Single-Level	6mm	600/35/22-10	600/35/26-10	1050000000/1050100000
1020200000	WDU 6	Single-Level	8mm	600/50/22-8	600/50/22-8	1050000000/1050100000
1020300000	WDU 10	Single-Level	10mm	600/65/18-6	600/65/18-6	1050000000/1050100000
1020400000	WDU 16	Single-Level	12mm	600/85/18-4	600/85/18-6	1050100000/1058800000
1020500000	WDU 35	Single-Level	16mm	1000/150/12-1	600/120/12-2	1050100000/1058800000

Feed Through Terminal Blocks - Multi-Level

Part No.	Model	Description	Width	V/A/AWG - UL	V/A/AWG - CSA	End Plate/Partition
1031400000	WDU 1.5/ZZ	Branch - 4 clamps	5mm	300/10/26-12	300/10/26-12	1050000000/1050100000
1024700000	WDU 2.5/ZR	Branch - 3 clamps	5mm	300/20/30-12	300/20/26-12	1050000000/1050100000
1041100000	WDK 2.5	Dual-Level (length - 65mm)	5mm	300/20/30-12	300/25/26-12	1059100000/1058700000
1041600000	WDK 2.5N	Dual-Level (length - 60mm)	5mm	600/20/30-12	300/20/26-12	1084000000/1058800000
1041610000	WDK 2.5NV*	Branch Dual-Level	5mm	600/20/30-12	300/20/26-12	1084000000/1058800000
1041900000	WDK 4N	Dual-Level	6mm	600/35/26-10	300/30/26-10	1084000000/1058800000
1041910000	WDK 4NV*	Branch Dual-level	6mm	600/35/26-10	300/30/26-10	1084000000/1058800000
1041650000	WDK 2.5N DU-PE	Dual-level w/ground	5mm	600/20/30-12	300/20/26-12	1084000000/1058800000
1041950000	WDK 4N DU-PE	Dual-Level w/ground	6mm	600/35/26-10	300/30/26-10	1084000000/1058800000
1186740000	WDK 10	Dual-Level	10mm	600/64/18-6	600/64/18-6	1186720000/ -
1186770000	WDK 10V	Dual-Level	10mm	600/64/18-6	600/64/18-6	1186720000/ -

* V denotes: Upper and lower tier linked

Disconnect Terminal Blocks

Part No.	Model	Description	Width	V/A/AWG - UL	V/A/AWG - CSA	End Plate/Partition
1855610000	WTR 2.5	Single-Level	5mm	600/20/30-12	300/10/26-12	1050000000/1050100000
1855620000	WTR 2.5, Stb.2.3	Single-Level, w/Test Socket	5mm	600/20/30-12	300/10/26-12	1050000000/1050100000
1039900000	WTR 2.5/ZZ	Branch - 4 clamps	6mm	300/10/26-12	300/10/26-12	1074600000/ -
7910180000	WTR 4	Single-Level	6mm	600/22/22-10	300/10/22-10	1050000000/1050100000
7910210000	WTR 4, Stb.2.3	Single-Level, w/Test Socket	5mm	600/22/22-10	300/10/22-10	1050000000/1050100000
1905090000	WTR 4/ZZ	Branch, 4 clamp	5mm	600/30/30-10	600/25/30-10	1074600000/ -
1247290000	WDK 2.5/TR-DU	Dual-Level	5mm	300/20/24-12	300/20/30-12	1839850000/ -
1247420000	WDK 2.5/TR-DU-PE	Dual-Level, w/ground	5mm	300/20/24-12	300/20/30-12	1839850000/ -
9528070000	WDTR 2.5	Double Dual-Level	6mm	300/10/22-12	300/17/26-12	Not Required

Fuse Terminal Blocks

Part No.	Model	Description	Width	V/A/AWG - UL	V/A/AWG - CSA	End Plate/Partition
1011000000	WSI 6	5x20mm fuse	8mm	600/10/22-8	600/10/20-8	1050000000/1050100000
1011300000	WSI 6/LD-24V†	5x20mm fuse, 10-36VAC/DC	8mm	600/10/22-8	36/10/20-8	1050000000/1050100000
1119840000	WSI 6/LD-24V LLC**	5x20mm fuse, 10-36VAC/DC LLC (.5ma)	8mm	600/10/22-8	36/10/22-8	1050000000/1050100000
1012200000	WSI 6/LD 48V†	5x20mm fuse, 30-70VAC/DC	8mm	600/10/22-8	70/10/22-8	1050000000/1050100000
1119830000	WSI 6/LD-48V LLC**	5x20mm fuse, 30-70VAC/DC LLC(.5ma)	8mm	600/10/22-8	70/10/22-8	1050000000/1050100000
1012300000	WSI 6/LD-110V†	5x20mm fuse, 60-150VAC/DC	8mm	600/10/22-8	150/10/22-8	1050000000/1050100000
1119850000	WSI 6/LD-110V LLC**	5x20mm fuse, 60-150VAC/DC LLC(.5ma)	8mm	600/10/22-8	150/10/22-8	1050000000/1050100000
1014000000	WSI 6/2	11/4"x1/4" fuse	12mm	600/20/22-8	600/16/20-6	1050000000/1050100000
1014100000	WSI 6/2 LD-24V†	11/4"x1/4" fuse, 10-36VAC/DC	12mm	600/10/22-8	36/16/22-8	1050000000/1050100000
1119800000	WSI 6/2 LD-24V LLC**	11/4"x1/4" fuse, 10-36VAC/DC LLC(.5ma)	12mm	600/10/22-8	36/16/20-6	1050000000/1050100000
1014200000	WSI 6/2 LD-48V†	11/4"x1/4" fuse, 30-70VAC/DC	12mm	600/10/22-8	70/16/20-6	1050000000/1050100000
1119810000	WSI 6/2 LD-48V LLC**	11/4"x1/4" fuse, 30-70VAC/DC LLC(.5ma)	12mm	600/10/22-8	70/16/20-6	1050000000/1050100000
1014300000	WSI 6/2 LD-110V†	11/4"x1/4" fuse, 60-150VAC/DC	12mm	600/10/22-8	150/16/20-6	1050000000/1050100000
1119820000	WSI 6/2 LD-110V LLC**	11/4"x1/4" fuse, 60-150VAC/DC LLC(.5ma)	12mm	600/10/22-8	150/16/20-6	1050000000/1050100000

* Must order only one bus bar(QL) and screws(S) based on corresponding # of poles - Example: Jumping 2 WSI 6 terminals requires, 1- QL and 2 screws



**Leakage Current Ratings: LLC-.5ma/Standard 2.5ma

†For Canada LLC option, change last digit to 1 - Example: 10113000001

Ground Terminal Blocks

Part No.	Model	Description	Width	V/A/AWG - UL	V/A/AWG - CSA	End Plate/Partition
1016200000	WPE 2.5N	Single-Level	5mm	- / - / 30 - 12	- / - / 26 - 12	1060000000
1010000000	WPE 2.5	Single-Level	5mm	- / - / 30 - 12	- / - / 26 - 12	1050000000
1041620000	WDK 2.5N/PE	Dual-Level	5mm	- / - / 30 - 12	- / - / 26 - 12	1084000000
1010100000	WPE 4	Single-Level	6mm	- / - / 22 - 10	- / - / 26 - 10	Not Required
1041920000	WDK 4N/PE	Dual-Level	6mm	- / - / 26 - 10	- / - / 26 - 10	1084000000
1010200000	WPE 6	Single-Level	8mm	- / - / 22 - 8	- / - / 20 - 8	Not Required
1010300000	WPE 10	Single-Level	10mm	- / - / 16 - 6	- / - / 16 - 6	Not Required
1010400000	WPE 16	Single-Level	12mm	- / - / 14 - 4	- / - / 14 - 6	Not Required
1010500000	WPE 35	Single-Level	16mm	- / - / 12 - 1	- / - / 12 - 2	Not Required

W Series Screw Clamp



Color Feed Through

Color Feed Through Terminal Blocks

- Multiple colors provide clear circuit identification
- Terminals can be mounted to TS 35 DIN-rail in either direction
- Visual indication to identify open-sided adjacent terminals

Part No.	Model	Description	Width	V/A/AWG - UL	V/A/AWG - CSA	End Plate/Partition	Jumpers: 2-pole	Jumpers: 10-pole	Marking Tag (Preprinted/Custom)
102000000	WDU 2.5 BG	Beige	5mm	600/25/26-12	600/25/26-12	1050000000/1050100000	1693800000	1693880000	1609801044 / 1609860000
1020080000	WDU 2.5 BL	Blue	5mm	600/25/26-12	600/25/26-12	1050080000/1050100000	1693800000	1693880000	1609801044 / 1609860000
1020060000	WDU 2.5 OR	Orange	5mm	600/25/26-12	600/25/26-12	1050060000/1050100000	1693800000	1693880000	1609801044 / 1609860000
1020040000	WDU 2.5 RD	Red	5mm	600/25/26-12	600/25/26-12	1050040000/1050100000	1693800000	1693880000	1609801044 / 1609860000
1020020000	WDU 2.5 YL	Yellow	5mm	600/25/26-12	600/25/26-12	1050020000/1050100000	1693800000	1693880000	1609801044 / 1609860000
1020090000	WDU 2.5 GN	Green	5mm	600/25/26-12	600/25/26-12	1072200000/1050100000	1693800000	1693880000	1609801044 / 1609860000
1037700000	WDU 2.5 VI	Violet	5mm	600/25/26-12	600/25/26-12	1072210000/1050100000	1693800000	1693880000	1609801044 / 1609860000
1037710000	WDU 2.5 BR	Brown	5mm	600/25/26-12	600/25/26-12	1050070000/1050100000	1693800000	1693880000	1609801044 / 1609860000
1036800000	WDU 2.5 WH	White	5mm	600/25/26-12	600/25/26-12	1050090000/1050100000	1693800000	1693880000	1609801044 / 1609860000
1020010000	WDU 2.5 BK	Black	5mm	600/25/26-12	600/25/26-12	1050010000/1050100000	1693800000	1693880000	1609801044 / 1609860000

Single-level

Pluggable


Part No.	Model	Description	Width	V/A/AWG - UL	V/A/AWG - CSA	End Plate/Partition	Jumpers: 2-pole	Jumpers: 10-pole	Marking Tag (Preprinted/Custom)
1020100000	WDU 4 BG	Beige	6mm	600/35/22-10	600/35/26-10	1050000000/1050100000	1758250000	1758260000	1609820000 / 1609900000
1020180000	WDU 4 BL	Blue	6mm	600/35/22-10	600/35/26-10	1050080000/1050100000	1758250000	1758260000	1609820000 / 1609900000
1036760000	WDU 4 OR	Orange	6mm	600/35/22-10	600/35/26-10	1050060000/1050100000	1758250000	1758260000	1609820000 / 1609900000
1020140000	WDU 4 RD	Red	6mm	600/35/22-10	600/35/26-10	1050040000/1050100000	1758250000	1758260000	1609820000 / 1609900000
1020120000	WDU 4 YL	Yellow	6mm	600/35/22-10	600/35/26-10	1050020000/1050100000	1758250000	1758260000	1609820000 / 1609900000
1020160000	WDU 4 GN	Green	6mm	600/35/22-10	600/35/26-10	1072200000/1050100000	1758250000	1758260000	1609820000 / 1609900000
1037820000	WDU 4 VI	Violet	6mm	600/35/22-10	600/35/26-10	1072210000/1050100000	1758250000	1758260000	1609820000 / 1609900000
1037810000	WDU 4 BR	Brown	6mm	600/35/22-10	600/35/26-10	1050070000/1050100000	1758250000	1758260000	1609820000 / 1609900000
1036700000	WDU 4 WH	White	6mm	600/35/22-10	600/35/26-10	1050090000/1050100000	1758250000	1758260000	1609820000 / 1609900000
1020110000	WDU 4 BK	Black	6mm	600/35/22-10	600/35/26-10	1050010000/1050100000	1758250000	1758260000	1609820000 / 1609900000

Single-level

Pluggable

Micro Series: Single and Dual Level Feed Through - TS15 DIN-Rail

- Compact size accommodates 87 points per 12" of DIN-rail



WDU 1.5/R3.5

Feed Through

Part No.	Model	Description	Width	V/A/AWG - UL	V/A/AWG - CSA	End Plate/Partition	Jumpers: 2-pole	Jumpers: 10-pole	Marking Tag (Preprinted/Custom)
1753280000	WDU 1.5/R3.5	Terminal	3.5mm	300/10/26-14	300/10/26-14	1754190000/-	1754210000	1754290000	1755270000
1753290000	WDK 1.5/R3.5	Dual-Level Terminal	3.5mm	300/10/26-14	300/10/26-14	1754200000/-	1754210000	1754290000	1755270000


Pluggable

Ground Single-Level Feed Through

Part No.	Model	Description	Width	V/A/AWG - UL	V/A/AWG - CSA	End Plate/Partition	Jumpers: 2-pole	Jumpers: 10-pole	Marking Tags
1798460000	WPE 1.5/R3.5	Ground Terminal	3.5mm	- / - / 26 - 14	- / - / 26 - 14	1754190000/-			1755270000

Thermocouple Terminal Blocks

- Terminal current bars made of metals to match potential thermocouple types
- Eliminates cold-junction points caused by unmatched metals
- For use in control circuits where thermocouple wire is used
- Marking according to ANSI standards



Thermocouple

Part No.	Model	Description	Width	V/A/AWG - UL/CSA	End Plate/Partition	Marking Tag
1024100000	WDU 2.5/TC - K	2-terminals, Type - K	10mm	600/20/26-12	1050000000/1050100000	Comes pre-labeled
1024200000	WDU 2.5/TC - T	2-terminals, Type - T	10mm	600/20/26-12	1050000000/1050100000	Comes pre-labeled
1024300000	WDU 2.5/TC - J	2-terminals, Type - J	10mm	600/20/26-12	1050000000/1050100000	Comes pre-labeled
1024400000	WDU 2.5/TC - S	2-terminals, Type - S	10mm	600/20/26-12	1050000000/1050100000	Comes pre-labeled
1033300000	WDU 2.5/TC - E	2-terminals, Type - E	10mm	600/20/26-12	1050000000/1050100000	Comes pre-labeled


Note: ID number stamped into current bar

Ring Lug Feed Through and Disconnect Terminals


- Wire termination with ring lugs
- Hinged shroud
- Screw down jumpers

Part No.	Model	Description	V	A	AWG	End Plate
1887210000	WTL 6/4FF*	CT Circuit, Disconnect	600	30	20...10	1887240000
1887220000	WTD 6/4FF*	CT Circuit, Feed through	600	30	20...10	1887240000
C905234600	ST 5N/EN	Single Level-Stud, Feed through	600	35	22...8	C905235600
C904908601	ST 6/EN	Single Level-Stud, Feed through	600	40	26...10	C904910600
C905265600	ST 25/EN	Single Level-Stud, Feed through	600	100	20...3	C905266600
C9000676	ST 5/EN	Single Level-Screw, Feed through	600	35	20...10	C9000686
C9001456	ST 5P/EN	Single Level-Screw, Feed through	600	35	20...10	C9000686

*2-pole jumper accessory: 1739680000



WTL/WTD 6/4 ASSY



ST5N/EN

ST5P/EN

Power Distribution Blocks

- Power blocks meet new UL 508-A 100 kA rating when used with fuses
- IEC finger-safe design
- For use with aluminum and copper conductors

Part No.	Model*	Description	V	A	AWG
1879460000	WPDB 70 1-1 AL	1 input to 1 load outputs, 25.4mm width	600	175	2/0...14
1879480000	WPDB 70/35 1-4 AL	1 input to 4 load outputs, 28.4mm width	600	175	2/0...14
1879400000	WPDB 185 1-1 AL	1 input to 1 load outputs, 39mm width	600	250	400...6
1879420000	WPDB 185/35 1-8 AL	1 input to 8 load outputs, 47mm width	600	310	350...6

*AL denotes Aluminum




Fuse Terminals

- Combi-foot for mounting on TS 32 or TS 35 DIN-rail
- Interlocking of levers for multiple phase disconnection
- Rated at 300 V, 15 A, 30...10 AWG

Part No.	Model	Description	End Plate
1880430000	WSI 4/2 - 1 1/4" x 1/4"	Fuse	1880450000
1880410000	WSI 4/2/LD (10-36 V) - 1 1/4" x 1/4"	Fuse	1880450000
1886580000*	WSI 4 - 5 x 20 mm	Fuse	—
1886590000*	WSI 4/LD (10-36 V) - 5 x 20 mm	Fuse	—

*TS 35 DIN-rail Mountable Only



WSI 4/2


WSI 4

W Series Screw Clamp

Disconnect/Fuse Terminals

- Features built-in cross-connection
- Quickly converts to fuse terminal using SIHA fuse holder

Part No.	Model	Description	V	A	AWG	End Plate
1763940000	WTR 2.5/SI	Pluggable Fuse, 5mm width	300	6.3	30...12	1050000000
1039900000	WTR 2.5/ZZ	Branch Disconnect, 4-clamps, 5mm width	300	10	26...12	1074600000
7910240000	WTR 4/SI	Pluggable Fuse, 6mm width	300	6.3	22...10	1050000000
1905090000	WTR 4/ZZ	Branch Disconnect, 4-clamps, 6mm width	600	30	30...10	1905070000
1905080000	WTR 4/ZR	Branch Disconnect, 3-clamps, 6mm width	600	30	30...10	1905070000




WTR 2.5/ZZ and WTR 4/ZR

Accessories

Part No.	Model	Description
1833090000	TNST	Disconnect Pull Pin
1833100000	BEST	Component Plug
7921560000	SIHA 3*	Fuse Plug

*LED version of SIHA 3 also available. Call Weidmüller for details.



SIHA, BEST and TNST

WSI 25 Midget Fuse Terminals

- 1, 2 and 3 pole versions; 35 mm DIN-rail mountable
- Only 17.8 mm wide per pole
- Lever mechanism for quick and safe fuse replacement
- Vented housing to reduce internal heating and extend fuse life (3W Max.)
- UL512 branch circuit protection rating

Part No.	Part No. 1000 V	Model*	Description	V	A	AWG
1966020000	1137790000	WSI 25/1	1 pole, 10x38mm fuse	600	30	18...4
1966090000		WSI 25/2	2 pole, 10x38mm fuse	600	30	18...4
1966080000		WSI 25/3	3 pole, 10x38mm fuse	600	30	18...4
1966060000	1137780000	WSI 25/1 LED	1 pole, 10x38mm fuse, w/indication	600	30	18...4
7940029427		WSI 25/2 LED	2 pole, 10x38mm fuse, w/indication	600	30	18...4
7940029428		WSI 25/3 LED	3 pole, 10x38mm fuse, w/indication	600	30	18...4
1966050000		WSI 25/1 CC	1 pole, Class CC fuse	600	30	18...4
1966040000		WSI 25/2 CC	2 pole, Class CC fuse	600	30	18...4
1966030000		WSI 25/3 CC	3 pole, Class CC fuse	600	30	18...4
1966070000		WSI 25/1 CC/LED	1 pole, Class CC fuse w/indication	600	30	18...4
7940029425		WSI 25/2 CC/LED	2 pole, Class CC fuse w/indication	600	30	18...4
7940029426		WSI 25/3 CC/LED	3 pole, Class CC fuse w/indication	600	30	18...4

*CC denotes CC fuseholder




Accessories

Part No.	Description
1044440000	SET 2 POLE WSI 25 ganging kit
1044450000	SET 3 POLE WSI 25 ganging kit
1044460000	Single Pole Busbar for WSI 25/1 (1 meter)


Multi-Tier Terminals

The following products are now made of Wemid molding material. Wemid withstands a continuous operating temperature of 120°C/248°F and has earned the highest possible flammability rating in its class: UL 94 V-0 (non-burning).


Part No.	Model	Description	V	A	AWG	End Plate
1783790000	DLD 2.5	Multiple-level sensor terminal blocks	250	10	26...10	1783550000
1783820000	DLI 2.5	Multiple-level sensor terminal blocks	300	10	22...12	1783550000
7917030000	MAK 2.5	Triple-level terminal block with ground	300	10	22...12	7917000000
9532440000	KDKS 1	Fuse with feed-through terminal block	250	10	26...12	9532470000
9532450000	KDKS 1 PE	Fuse with feed-through terminal block/gnd.	250	26...12	9532470000	



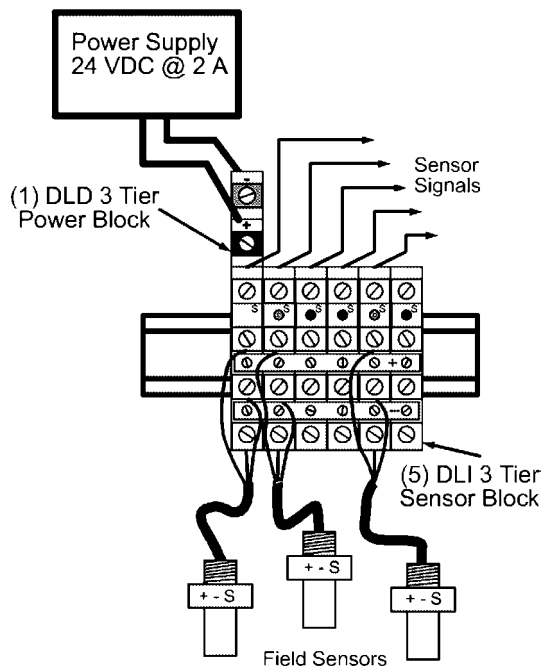
DLD 2.5




KDKS 1



KDKS 1 PE



Example: Three Sensor Hook-up Diagram



Z Series Tension Clamp

- Series offers the broadest selection of Tension Clamp termination configurations
- One of the fastest termination technologies available
- Offers gas-tight connection to prevent unwanted voltage drops
- Meets all industry approvals including UL508A SCCR requirements (100kA interrupt rating)
- Guarantees a positive connection that is 100% vibration proof

RailDesigner

Design software to select/build assemblies to your specifications.

Download your free copy at

www.weidmuller.com

Feed Through Terminal Blocks

Part No.	Model	Description	Width	V/A/AWG - UL	V/A/AWG - CSA	End Plate/Partition
1775480000	ZDU 1.5	Single-Level	3.5mm	300/15/30-14	300/20/26-14	1776030000/-
1608510000	ZDU 2.5	Single-Level	5mm	600/25/30-12	600/27/26-12	1608740000/-
1632050000	ZDU 4	Single-Level	6mm	600/33/26-10	600/35/26-10	1632090000/-
1608620000	ZDU 6	Single-Level	8mm	600/50/22-8	600/50/20-8	1608830000/-
1746750000	ZDU 10	Single-Level	10mm	600/60/16-6	600/55/16-6	1748660000/ -
1745230000	ZDU 16	Single-Level	12mm	600/65/14-4	600/65/14-4	1745150000/ -
1739620000	ZDU 35	Single-Level	16mm	600/120/12-2	600/120/12-2	Not Required

Feed Through Terminal Blocks - Multi-Level

Part No.	Model	Description	Width	V/A/AWG - UL	V/A/AWG - CSA	End Plate/Partition
1674300000	ZDK 2.5/1.5	Dual-Level	5mm	300/15/26-12	300/25/26-12	1674730000 / -
1689990000	ZDK 2.5/1.5 V*	Branch Dual-Level	5mm	300/15/26-12	300/25/26-12	1674730000 / -
1782300000	ZLDL 2.5-2N	3-Level	5mm	300/25/26-12	300/15/26-12	1782340000 / -
1768000000	ZMAK 2.5	3-Level, w/ground	5mm	300/25/26-12	300/25/26-12	1768010000 / -
1775530000	ZDU 1.5/3AN	Branch- 3 clamps	3.5mm	300/15/30-14	300/20/26-12	1776060000 / -
1775580000	ZDU 1.5/4AN	Branch- 4 clamps	3.5mm	300/15/30-14	300/20/26-12	1776090000 / -
1608540000	ZDU 2.5/3AN	Branch- 3 clamps	5mm	600/25/30-12	600/27/26-12	1608770000 / -
1608570000	ZDU 2.5/4AN	Branch- 4 clamps	5mm	600/25/30-12	600/27/26-12	1608800000 / -
7904180000	ZDU 4/3AN	Branch- 3 clamps	6mm	600/33/26-10	600/35/26-10	7904100000 / -
7904290000	ZDU 4/4AN	Branch- 4 clamps	6mm	600/33/26-10	600/35/26-10	7904210000 / -
7907410000	ZDU 6/3AN	Branch- 3 clamps	8mm	600/50/22-8	600/50/20-8	7907370000 / -
1767690000	ZDU 10/3AN	Branch- 3 clamps	10mm	600/60/16-6	600/55/16-6	1749580000 / -
1768320000	ZDU 16/3AN	Branch- 3 clamps	12mm	600/65/14-4	600/65/14-4	1749580000 / -

* V denotes: Upper and lower tier linked

Disconnect Terminal Blocks

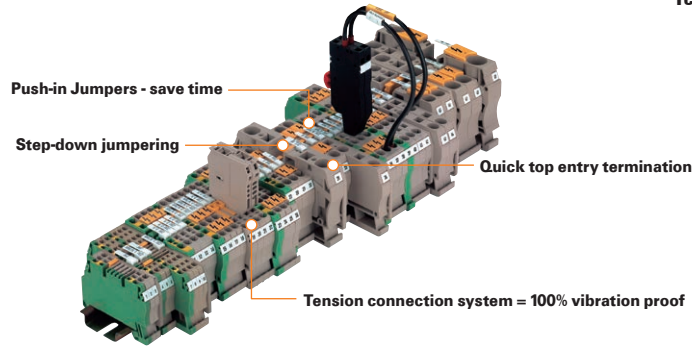
Part No.	Model	Description	Width	V/A/AWG - UL	V/A/AWG - CSA	End Plate/Partition
1831280000	ZTR 2.5	Single-Level	5mm	600/20/30-12	300/10/26-12	1608740000
8731720000	ZTR 2.5/3AN	Branch - 3 clamps	5mm	600/20/30-12	300/15/26-12	1608800000
7920900000	ZTR 2.5/4AN	Branch - 4 clamps	5mm	300/10/30-12	300/10/26-12	1608800000
1745400000	ZDTR 2.5	2 Dual-Levels - 4 clamps	5mm	600/22/22-10	300/10/26-12	1745420000

Fuse Terminal Blocks

Part No.	Model	Description	Width	V/A/AWG - UL	V/A/AWG - CSA	End Plate/Partition
1616400000	ZSI 2.5	5x20mm fuse	8mm	600/10/26-12	600/15/26-12	1608800000
1616440000	ZSI 2.5 LD-24V	5x20mm fuse, 10-36VAC/DC	8mm	600/10/26-12	600/15/26-12	1608800000
1616430000	ZSI 2.5 LD-48V	5x20mm fuse, 30-70VAC/DC	8mm	600/10/26-12	600/15/26-12	1608800000
1616420000	ZSI 2.5 LD-120V	5x20mm fuse, 60-150VAC/DC	8mm	600/10/26-12	600/15/26-12	1608800000
1616410000	ZSI 2.5 LD-250V	5x20mm fuse, 140-250VAC/DC	8mm	600/10/26-12	600/15/26-12	1608800000
1616460000	ZSI 2.5/2	11/4"x1/4" fuse	12mm	600/16/26-12	600/15/26-12	1608800000
1616470000	ZSI 2.5/2 LD-24V	11/4"x1/4" fuse, 10-36VAC/DC	8mm	600/16/26-12	600/15/26-12	1749580000
1616480000	ZSI 2.5/2 LD-48V	11/4"x1/4" fuse, 30-70VAC/DC	8mm	600/16/26-12	600/15/26-12	1749580000
1616490000	ZSI 2.5/2 LD-110V	11/4"x1/4" fuse, 60-150VAC/DC	8mm	600/16/26-12	600/15/26-12	1749580000
1616500000	ZSI 2.5/2 LD-250V	11/4"x1/4", 140-250VAC/DC	8mm	600/16/26-12	600/15/26-12	1749580000

Ground Terminal Blocks


Part No.	Model	Description	Width	V/A/AWG - UL	V/A/AWG - CSA	End Plate/Partition
1775510000	ZPE 1.5	Single-Level	3.5mm	- / - / 30 - 14	- / - / 26 - 14	1776030000
1608640000	ZPE 2.5	Single-Level	5mm	- / - / 30 - 12	- / - / 26 - 12	1608740000
1608650000	ZPE 2.5/3AN	Branch - 3 clamps	5mm	- / - / 30 - 12	- / - / 26 - 12	1608770000
1608660000	ZPE 2.5/4AN	Branch - 4 clamps	5mm	- / - / 30 - 12	- / - / 26 - 12	1608800000
1632080000	ZPE 4	Single-Level	6mm	- / - / 26 - 10	- / - / 26 - 10	1632090000
7904170000	ZPE 4/3AN	Branch - 3 clamps	6mm	- / - / 26 - 10	- / - / 26 - 10	7904210000
7904280000	ZPE 4/4AN	Branch - 4 clamps	6mm	- / - / 26 - 10	- / - / 26 - 10	7904210000
1608670000	ZPE 6	Single-Level	8mm	- / - / 22 - 8	- / - / 20 - 8	1608830000
7907400000	ZPE 6/3AN	Branch - 3 clamps	8mm	- / - / 22 - 8	- / - / 20 - 8	7907370000
1746770000	ZPE 10	Single-Level	10mm	- / - / 16 - 6	- / - / 16 - 6	1748660000
1767670000	ZPE 10/3AN	Branch - 3 clamps	10mm	- / - / 16 - 6	- / - / 16 - 6	1749580000
1745250000	ZPE 16	Single-Level	12mm	- / - / 14 - 4	- / - / 14 - 4	1745150000
1768310000	ZPE 16/3AN	Branch - 3 clamps	12mm	- / - / 14 - 4	- / - / 14 - 4	1749580000
1739650000	ZPE 35	Single-Level	16mm	- / - / 12 - 2	- / - / 12 - 2	Not Required



Jumpers: 2-pole	Jumpers: 10-pole	End Brackets	Screwdriver	Marking Tag (Preprinted/Custom)
1776120000	1776200000	9540000000	9037160000	1755270000 / 1778270000
1608860000	1608940000	9540000000	9008330000	1609801044 / 1635000000
1608950000	1609030000	9540000000	9008330000	1609820000 / 1828450000
1627850000	-	9540000000	9008350000	1856740000 / 1906000000
1739680000	-	9540000000	9008350000	1856740000 / 1906000000
1739690000	-	9540000000	9008350000	1856740000 / 1906000000
1739700000	-	9540000000	9008350000	1856740000 / 1906000000

Pluggable

Uninsulated




ZDU 2.5
Single-level feed through

Jumpers: 2-pole	Jumpers: 10-pole	End Brackets	Screwdriver	Marking Tag (Preprinted/Custom)
1608860000	1608940000	9540000000	9008330000	1609801044 / 1640740000
1608860000	1608940000	9540000000	9008330000	1609801044 / 1640740000
1608860000	1608940000	9540000000	9008330000	1609801044 / 1640740000
-	-	9540000000	9008330000	1609801044 / 1640740000
1776120000	1776200000	9540000000	9037160000	1755270000 / 1778270000
1776120000	1776200000	9540000000	9037160000	1755270000 / 1778270000
1608860000	1608940000	9540000000	9008330000	1609801044 / 1640740000
1608860000	1608940000	9540000000	9008330000	1609801044 / 1640740000
1608950000	1609030000	9540000000	9008330000	1609820000 / 1951880000
1608950000	1609030000	9540000000	9008330000	1609820000 / 1951880000
1627850000	-	9540000000	9008350000	1856740000 / 1906000000
1796800000	-	8630740000	9008350000	1856740000 / 1906000000
-	-	8630740000	9008350000	1856740000 / 1906000000

Pluggable

Uninsulated




ZDU 2.5/3AN
Branch feed through

Jumpers: 2-pole	Jumpers: 10-pole	End Brackets	Screwdriver	Marking Tag (Blank/Preprinted)
1608860000	1608890000	9540000000	9008330000	1609801044 / 1635000000
1608860000	1608890000	9540000000	9008330000	1609801044 / 1635000000
1608860000	1608890000	9540000000	9008330000	1609801044 / 1635000000
1693800000	1693880000	9540000000	9008330000	1609801044 / 1635000000

Pluggable

Uninsulated



ZTR 2.5
Single-level disconnect

Jumpers: 2-pole	Jumpers: 10-pole	End Brackets	Screwdriver	Marking Tag (Blank/Preprinted)
1627850000	1627870000	9540000000	9008330000	1856740000 / 1906000000
1627850000	1627870000	9540000000	9008330000	1856740000 / 1906000000
1627850000	1627870000	9540000000	9008330000	1856740000 / 1906000000
1627850000	1627870000	9540000000	9008330000	1856740000 / 1906000000
1627850000	1627870000	9540000000	9008330000	1856740000 / 1906000000
1633200000	1633220000	9540000000	9008330000	1856740000 / 1906000000
1633200000	1633220000	9540000000	9008330000	1856740000 / 1906000000
1633200000	1633220000	9540000000	9008330000	1856740000 / 1906000000
1633200000	1633220000	9540000000	9008330000	1856740000 / 1906000000
1633200000	1633220000	9540000000	9008330000	1856740000 / 1906000000

Pluggable


Uninsulated



ZSI 2.5
Single-level fuse

End Brackets	Screwdriver	Marking Tag (Blank/Preprinted)
9540000000	9037160000	1755270000 / 1778270000
9540000000	9008330000	1609801044 / 1635000000
9540000000	9008330000	1609801044 / 1635000000
9540000000	9008330000	1609801044 / 1635000000
9540000000	9008330000	1609820000 / 1828450000
9540000000	9008330000	1609820000 / 1828450000
9540000000	9008330000	1609820000 / 1828450000
9540000000	9008330000	1609820000 / 1828450000
9540000000	9008350000	1856740000 / 1906000000
9540000000	9008350000	1856740000 / 1906000000
8630740000	9008350000	1856740000 / 1906000000
8630740000	9008350000	1856740000 / 1906000000
8630740000	9008350000	1856740000 / 1906000000
8630740000	9008350000	1856740000 / 1906000000
8630740000	9008350000	1856740000 / 1906000000

Uninsulated




ZPE 2.5
Single-level ground

Z Series Tension Clamp

Color Feed Through Terminal Blocks

- Multiple colors provide clear circuit identification
- Terminals can be mounted to TS 35 DIN Rail in either direction



Part No.	Model	Description	Width	V/A/AWG - UL	V/A/AWG - CSA	End Plate/Partition	Jumpers: 2-pole	Jumpers: 10-pole	Marking Tag (Preprinted/ Custom)
1608510000	ZDU 2.5 BG	Beige	5mm	600/25/30-12	600/27/26-12	1608740000/-	1608860000	1608940000	1609801044 / 1635000000
1608520000	ZDU 2.5 BL	Blue	5mm	600/25/30-12	600/27/26-12	1608750000/-	1608860000	1608940000	1609801044 / 1635000000
1636780000	ZDU 2.5 OR	Orange	5mm	600/25/30-12	600/27/26-12	1608760000/-	1608860000	1608940000	1609801044 / 1635000000
1683260000	ZDU 2.5 RD	Red	5mm	600/25/30-12	600/27/26-12	1683660000/-	1608860000	1608940000	1609801044 / 1635000000
1683270000	ZDU 2.5 YL	Yellow	5mm	600/25/30-12	600/27/26-12	1608740000(Beige)/-	1608860000	1608940000	1609801044 / 1635000000
1683280000	ZDU 2.5 GN	Green	5mm	600/25/30-12	600/27/26-12	1683680000/-	1608860000	1608940000	1609801044 / 1635000000
1683290000	ZDU 2.5 VI	Violet	5mm	600/25/30-12	600/27/26-12	1608740000(Beige)/-	1608860000	1608940000	1609801044 / 1635000000
1683300000	ZDU 2.5 BR	Brown	5mm	600/25/30-12	600/27/26-12	1608740000(Beige)/-	1608860000	1608940000	1609801044 / 1635000000
1683320000	ZDU 2.5 WH	White	5mm	600/25/30-12	600/27/26-12	1608740000(Beige)/-	1608860000	1608940000	1609801044 / 1635000000
1683330000	ZDU 2.5 BK	Black	5mm	600/25/30-12	600/27/26-12	1608740000(Beige)/-	1608860000	1608940000	1609801044 / 1635000000

 Single-level

 Pluggable

Part No.	Model	Description	Width	V/A/AWG - UL	V/A/AWG - CSA	End Plate/Partition	Jumpers: 2-pole	Jumpers: 10-pole	Marking Tag (Preprinted/ Custom)
1632050000	ZDU 4 BG	Beige	6mm	600/33/26-10	600/35/26-10	1632090000/-	1608950000	1609030000	1609820000 / 1828450000
1632060000	ZDU 4 BL	Blue	6mm	600/33/26-10	600/35/26-10	1632100000/-	1608950000	1609030000	1609820000 / 1828450000
1636830000	ZDU 4 OR	Orange	6mm	600/33/26-10	600/35/26-10	1632110000/-	1608950000	1609030000	1609820000 / 1828450000
1683580000	ZDU 4 RD	Red	6mm	600/33/26-10	600/35/26-10	1632090000(Beige)/-	1608950000	1609030000	1609820000 / 1828450000
1683590000	ZDU 4 YL	Yellow	6mm	600/33/26-10	600/35/26-10	1632090000(Beige)/-	1608950000	1609030000	1609820000 / 1828450000
1683600000	ZDU 4 GN	Green	6mm	600/33/26-10	600/35/26-10	1683920000/-	1608950000	1609030000	1609820000 / 1828450000
1683610000	ZDU 4 VI	Violet	6mm	600/33/26-10	600/35/26-10	1632090000(Beige)/-	1608950000	1609030000	1609820000 / 1828450000
1683620000	ZDU 4 BR	Brown	6mm	600/33/26-10	600/35/26-10	1632090000(Beige)/-	1608950000	1609030000	1609820000 / 1828450000
1683640000	ZDU 4 WH	White	6mm	600/33/26-10	600/35/26-10	1632090000(Beige)/-	1608950000	1609030000	1609820000 / 1828450000
1683650000	ZDU 4 BK	Black	6mm	600/33/26-10	600/35/26-10	1632090000(Beige)/-	1608950000	1609030000	1609820000 / 1828450000


 Single-level

 Pluggable

Feed Through Terminal Blocks – Z Compact

- Only 1.4" in (35.6 mm) length – takes up less space on TS 35 DIN-rail (ZDU 2.5N)
- 60 Termination points per foot of rail
- 1 jumpering channel per terminal


Model	Description	V	A	AWG	Part No.
ZDU 1.5	Single-Level, 3.5mm width	300	15	30...14	1775480000
ZDU 2.5N	Single-Level, 5mm width	300	20	30...12	1933700000
ZDU 2.5N/3AN	Branch - 3 clamps, 5mm width	300	20	30...12	1933720000
ZDU 2.5N/4AN	Branch - 4 clamps, 5mm width	300	20	30...12	1933740000
ZPE 1.5	Single-Level, Ground, 3.5mm width	-	-	24...14	1775510000
ZPE 2.5N	Single-Level, Ground, 5mm width	-	-	30...12	1933760000
ZPE 2.5N/3AN	Branch - Ground, 3 clamps, 5mm width	-	-	30...12	1933770000
ZPE 2.5N/4AN	Branch - Ground, 4 clamps, 5mm width	-	-	30...12	1933780000



Feed Through Terminal Blocks – Z-Roof

- Reduce space (width) requirements by 30%
- Accepts pluggable jumpers


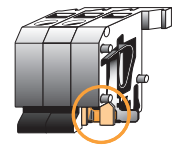

Part No.	Model	Description	V	A	AWG	End Plate
1772060000	ZDU 2.5-2	Single-Level, 5mm width	600	25	26...12	1706110000
1770370000	ZDU 4-2	Single-Level, 6mm width	600	33	26...10	1770400000
1706090000	ZPE 2.5-2	Single-Level, Ground, 5mm width	-	-	26...12	1706110000
1770380000	ZPE 4-2	Single-Level, Ground, 6mm width	-	-	26...10	1770400000



Sensor Terminal Blocks

- Terminal block with pluggable mini-terminal
- Used to distribute power or provide a ground connection
- Quickly connect 3- or 4-wire sensors and actuator devices
- Base provides a feed-through connection for control signals
- Pluggable terminals have built-in bussing system for reduced installation time
- Rated at 300 V, 10 A, 26...14 AWG

Part No.	Model	Description	End Plate
1651980000	ZIA 1.5/3L-1S	3-wire sensor base	1649540000
1652010000	ZIA 1.5/4L-1S	4-wire sensor base	1649550000
1652000000	ZIA 1.5/3L-PE	3-wire sensor w/ ground base	1649540000
1652030000	ZIA 1.5/4L-PE	4-wire sensor w/ ground	1649550000
1650370000	ZVL 1.5	Pluggable mini-terminal, Brown	—
1650360000	ZVL 1.5	Pluggable mini-terminal, Blue	—



ZIA 1.5/4L


ZVL 1.5

Direct Mount Terminal Blocks

- Tension clamp feed-through terminals (modular)
- Compact size designed for limited-space control panel applications
- Durable material for harsh environment
- Available as individual blocks or pre-assembled units of 2-12 poles

Part No.	Model	Description	V	A	AWG
1704350000	ZDUB 2.5-2/2AN/DM	Single-Level, 5mm width	600	20	26...12
1704500000	ZDUB 2.5-2/2AN/DB	Single-Level, 5mm width, w/mounting Tab	600	20	26...12
1704740000	ZBB/ZDUB	End Mounting bracket (open side)	-	-	-

Order 1 terminal with tab and 1 end mounting bracket per assembly




ZDUB 2.5 Assy.

Micro Series – TS 15 DIN-Rail Mountable

- 60 points per foot of rail
- Pluggable ZQV jumpers


Part No.	Model	Description	V	A	AWG	End Plate
1720920000	ZDUA 2.5-2	Single-Level, 5mm width	300	20	26...12	1720960000
1712810000	ZPEB 2.5-2	Single-Level, Ground, 5mm width	-	-	26...12	1704750000
1808200000	ZDUA 2.5N	Single-Level, 5mm width	600	20	26...12	1808170000



ZDUA 2.5-2/15 Assy.

P Series Push-In Clamp

- Works with stranded or ferruled conductors
- Second fastest termination technology (reduces install time by 50-60%) compared to screw-clamp
- Gas-tight connection prevents unwanted voltage drops
- Meets all industry approvals including UL508A SCCR requirements (100kA interrupt rating)
- Clamp design guarantees a positive, 100% vibration proof connection



RailDesigner

Design software to select/build assemblies to your specifications.

Download your free copy at

www.weidmuller.com



Feed Through Terminal Blocks

Part No.	Model	Description	Width	V/A/AWG - UL	V/A/AWG - CSA	End Plate/Partition
1896110000	PDU 2.5/4	Single-Level	5mm	600/30/26-10	600/30/26-10	1896300000
1896140000	PDU 6/10	Single-Level	8mm	600/44/14-8	600/40/14-10	1896330000
1896400000	PDU 16	Single-Level	12mm	600/75/14-4	600/65/14-10	1896290000
1918780000	PEI 16	Single-Level	15mm	600/75/14-4	600/65/14-10	Not Required

Feed Through Terminal Blocks - Multi-Level

Part No.	Model	Description	Width	V/A/AWG - UL	V/A/AWG - CSA	End Plate/Partition
1896120000	PDU 2.5/4 3AN	Branch - 3 clamps	5mm	600/30/26-10	600/30/26-10	1896480000
1896130000	PDU 2.5/4 4AN	Branch - 4 clamps	5mm	600/30/26-10	600/30/26-10	1896320000
1896150000	PDU 6/10 3AN	Branch - 3 clamps	8mm	600/44/14-8	600/40/14-10	1896340000
1918770000	PDK 2.5/4	Dual-Level	5mm	600/30/26-10	600/30/26-10	1919720000
1918730000	PDK 2.5/4V*	Branch Dual-Level	5mm	600/30/26-10	600/30/26-10	1919720000
1918720000	PDK 2.5/4 L-PE	Dual-Level, w/ground	5mm	600/30/26-10	600/30/26-10	1919720000

* V denotes: Upper and lower tier linked

Disconnect Terminal Blocks

Part No.	Model	Description	Width	V/A/AWG - UL	V/A/AWG - CSA	End Plate/Partition
1933950000	PTR 2.5/4	Single-Level	5mm	600/24/26-10	600/24/26-10	1934680000
1933980000	PTR 2.5/4 3AN	Branch - 3 clamps	5mm	600/24/26-10	600/24/26-10	1934690000
1933940000	PTR 2.5/4 4AN	Branch - 4 clamps	5mm	600/24/26-10	600/24/26-10	1934700000
1899200000	PDL 4/TR/DU/PE	Dual-Level, w/ground	5mm	300/10/28-10	300/20/22-10	1883210000

Fuse Terminal Blocks

Part No.	Model	Description	Width	V/A/AWG - UL	V/A/AWG - CSA	End Plate/Partition
1933910000	PTR 2.5/4 w/o Lever	Single-Level	5mm	600/24/26-10	600/24/26-10	1934680000
1933980000	PTR 2.5/4 3AN w/o Lever	Branch - 3 clamps	5mm	600/24/26-10	600/24/26-10	1934690000
1933940000	PTR 2.5/4 4AN w/o Lever	Branch - 4 clamps	5mm	600/24/26-10	600/24/26-10	1934700000
1899200000	PDL 4/TR/DU w/o Lever	Dual-Level	5mm	300/10/28-10	300/6.3/28-10	1883210000
1899210000	PDL 4/TR/DU/PE w/o Lever	Dual-Level w/ground	5mm	300/10/28-10	300/6.3/28-10	1883210000
7921560000	SIHA 3/G20	Fuse Plug - 5x20mm, no indication		300/6.3/-	600/10/-	Not Required
7921570000	SIHA 3/G20 LD 24V	Fuse Plug - 5x20mm, red LED 10-36VAC/DC		300/6.3/-	36/6.3/-	Not Required
7921580000	SIHA 3/G20 LD 48V	Fuse Plug - 5x20mm, red LED 30-70VAC/DC		300/6.3/-	70/6.3/-	Not Required
7921590000	SIHA 3/G20 LD 110V	Fuse Plug - 5x20mm, red LED 60-150VAC/DC		300/6.3/-	150/6.3/-	Not Required
7921600000	SIHA 3/G20 LD 250V	Fuse Plug - 5x20mm, red LED 140-250V		300/6.3/-	250/6.3/-	Not Required

SIHA 3/G20 fuse holders must be ordered separately

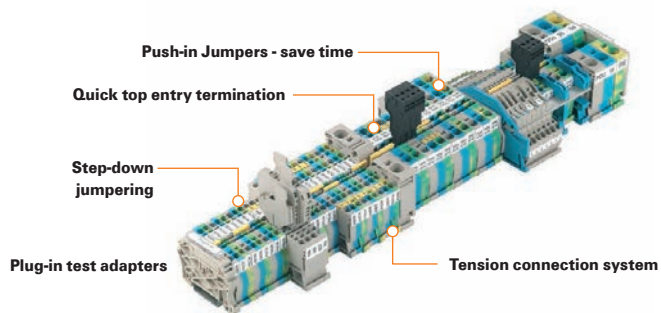
Ground Terminal Blocks

Part No.	Model	Description	Width	V/A/AWG - UL	V/A/AWG - CSA	End Plate/Partition
1896170000	PPE 2.5/4	Single-Level	5mm	- / - / 26 - 10	- / - / 26 - 10	1896300000
1896200000	PPE 2.5/4 3AN	Branch- 3 clamps	5mm	- / - / 26 - 10	- / - / 26 - 10	1896480000
1896160000	PPE 2.5/4 4AN	Branch - 4 clamps	5mm	- / - / 26 - 10	- / - / 26 - 10	1896320000
1918710000	PDK 2.5/4-PE	Dual-Level	5mm	- / - / 26 - 10	- / - / 26 - 10	1919720000
1896180000	PPE 6/10	Single-Level Terminal	8mm	- / - / 14 - 8	- / - / 14 - 10	1896340000
1896190000	PPE 6/10 3AN	Branch - 3 clamps	8mm	- / - / 14 - 8	- / - / 14 - 10	1896340000
1896210000	PPE 16	Single-Level	12mm	- / - / 14 - 4	- / - / 14 - 10	1896290000

How To: Termination steps



Steps 1 to 3: Simply push the stripped solid conductor into the terminal as far as it will go. No tools are required.



Jumpers: 2-pole	Jumpers: 10-pole	End Brackets	Screwdriver	Marking Tag (Preprinted/Custom)
1608860000	1608940000	9540000000	9008320000	1609801044 / 1640740000
1906210000	-	9540000000	9008320000	1856740000 / 1905950000
1739690000	-	9540000000	9008350000	1856740000 / 1905970000
1608860000	-	9540000000	9008350000	1856740000 / 1905950000

Pluggable

Uninsulated

Jumpers: 2-pole	Jumpers: 10-pole	End Brackets	Screwdriver	Marking Tag (Preprinted/Custom)
1608860000	1608940000	9540000000	9008320000	1609801044 / 1640740000
1608860000	1608940000	9540000000	9008320000	1609801044 / 1640740000
1906210000	-	9540000000	9008320000	1856740000 / 1905950000
1796800000	-	9540000000	9008320000	1609801044 / 1640740000
1608860000	-	9540000000	9008320000	1609801044 / 1640740000
-	-	9540000000	9008320000	1609801044 / 1640740000

Pluggable

Uninsulated

Jumpers: 2-pole	Jumpers: 10-pole	End Brackets	Screwdriver	Marking Tag (Preprinted/Custom)
1608860000	1608940000	9540000000	9008320000	1609801044 / 1640740000
1608860000	1608940000	9540000000	9008320000	1609801044 / 1640740000
1608860000	1608940000	9540000000	9008320000	1609801044 / 1640740000
1608860000	1608940000	9540000000	9008320000	1609801044 / 1640740000

Pluggable

Uninsulated


Jumpers: 2-pole	Jumpers: 10-pole	End Brackets	Screwdriver	Marking Tag (Preprinted/Custom)
1608860000	1608890000	9540000000	9008320000	1609801044 / 1640740000
1608860000	1608890000	9540000000	9008320000	1609801044 / 1640740000
1608860000	1608890000	9540000000	9008320000	1609801044 / 1640740000
1608860000	1608890000	9540000000	9008320000	1609801044 / 1640740000
1608860000	1608890000	9540000000	9008320000	1609801044 / 1640740000
-	-	-	-	1609801044 / 1640740000
-	-	-	-	1609801044 / 1640740000
-	-	-	-	1609801044 / 1640740000
-	-	-	-	1609801044 / 1640740000
-	-	-	-	1609801044 / 1640740000

Pluggable

Uninsulated

End Brackets	Screwdriver	Marking Tag (Preprinted/Custom)
9540000000	9008320000	1609801044 / 1640740000
9540000000	9008320000	1609801044 / 1640740000
9540000000	9008320000	1609801044 / 1640740000
9540000000	9008320000	1609801044 / 1640740000
9540000000	9008320000	1856740000 / 1905950000
9540000000	9008320000	1856740000 / 1905950000
8630740000	9008350000	1856740000 / 1905970000


Uninsulated




PDU 2.5/4
Single-level feed through



PDU 2.5/4AN
Branch feed through



PTR 2.5/4
Single-level disconnect



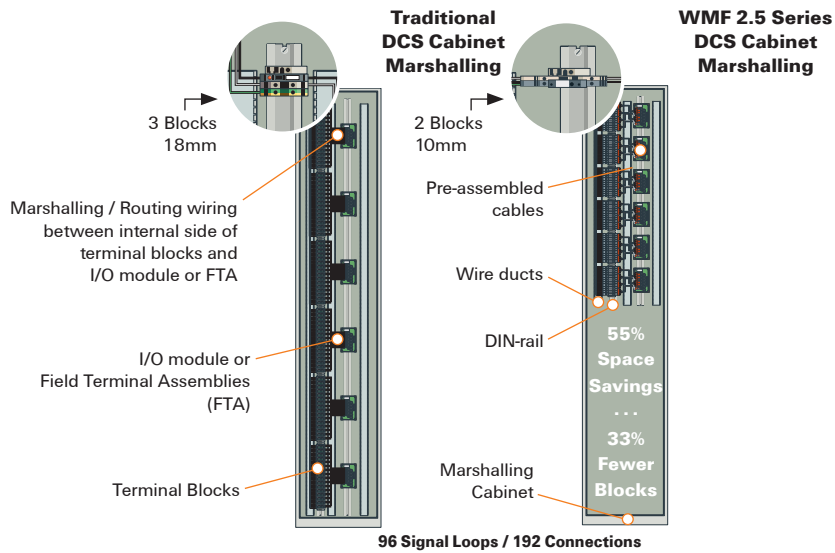
SIHA 3/G20 (plug)
PTR 2.5/4 w/o lever
Single-level fuse



PPE 2.5/4
Single-level ground

WMF Series - For DCS Marshalling Solutions

- Specially designed for challenging DCS marshalling applications
- Innovative 3 channel jumpering across all terminal configurations
- Meets all industry approvals
- 5mm width provides maximum space savings
- Fuse blocks must be spaced with feed through blocks



Feed Through Terminal Blocks

Part No.	Model	Description	Width	V/A/AWG	V/A/AWG - CSA	End Plate/Partition
1143070000	WMF 2.5	Single-level	5mm	600/26/26-12	600/26/26-12	1142990000/ -
1143050000	WMF 2.5 BLZ	Single-level, pluggable BLZ ch.	5mm	300/20/26-12	300/26/26-12	1142990000/ -
1143060000	WMF 2.5 PE	Single-level, w/grnd	5mm	300/20/26-12	300/26/26-12	1142990000/ -

Disconnect Terminal Blocks

Part No.	Model	Description	Width	V/A/AWG - UL	V/A/AWG - CSA	End Plate/Partition
1143020000	WMF 2.5 DI	Single-level	5mm	600/19/26-12	300/10/26-12	1142990000/ -
1143030000	WMF 2.5 DI PE	Single-level, w/grnd	5mm	600/19/26-12	600/19/26-12	1142990000/ -
1167340000	WMF 2.5 DI PE, StB 2.3*	Single-level, w/grnd, test socket	5mm	600/19/26-12	600/19/26-12	1142990000/ -
1143000000	WMF 2.5 DI BLZ	Single-level, pluggable BLZ ch.	5mm	600/19/26-12	600/19/26-12	1142990000/ -
1143010000	WMF 2.5 DI BLZ PE	Single-level, pluggable BLZ ch., w/grnd	5mm	600/19/26-12	300/20/26-12	1142990000/ -
1362930000	WMF 2.5 DI BLZ PE w/o Lever	Single-level, pluggable BLZ ch., w/grnd	5mm	600/19/26-12	300/20/26-12	1142990000/ -

*StB denotes: test socket screw-clamp

Fuse Terminal Blocks

Part No.	Model	Description	Width	V/A/AWG - UL	V/A/AWG - CSA	End Plate/Partition
1162920000	WMF 2.5 FU SW	5x20mm fuse	5mm	600/17/26-12	600/17/26-12	1142990000/ -
1162930000	WMF 2.5 FU - 24V SW	5x20mm fuse, 10-36VAC/DC	5mm	300/10/26-12	36/10/26-12	1142990000/ -
1162940000	WMF 2.5 FU - 48V SW	5x20mm fuse, 30-70VAC/DC	5mm	300/10/26-12	70/10/26-12	1142990000/ -
1162950000	WMF 2.5 FU - 110V SW	5x20mm fuse, 60-150VAC/DC	5mm	300/10/26-12	150/10/26-12	1142990000/ -
1162960000	WMF 2.5 FU - 250V SW	5x20mm fuse, 100-250VAC/DC	5mm	300/10/26-12	250/10/26-12	1142990000/ -
1163040000	WMF 2.5 FU PE SW	5x20mm fuse, w/grnd	5mm	300/10/26-12	600/17/26-12	1142990000/ -
1163050000	WMF 2.5 FU PE 10-36V SW	5x20mm fuse, w/grnd, LED indication	5mm	300/10/26-12	36/10/26-12	1142990000/ -
1163060000	WMF 2.5 FU PE 30-70V SW	5x20mm fuse, w/grnd, LED indication	5mm	300/10/26-12	70/10/26-12	1142990000/ -
1163070000	WMF 2.5 FU PE 60-150V SW	5x20mm fuse, w/grnd, LED indication	5mm	300/10/26-12	150/10/26-12	1142990000/ -
1163080000	WMF 2.5 FU PE 100-250V SW	5x20mm fuse, w/grnd, LED indication	5mm	300/10/26-12	250/10/26-12	1142990000/ -
1162980000	WMF 2.5 FU BLZ SW	5x20mm fuse, pluggable BLZ ch.	5mm	300/10/26-12**	150/10/26-12**	1142990000/ -
1162990000	WMF 2.5 FU BLZ 10-36V SW	5x20mm fuse, pluggable BLZ ch. LED indication	5mm	300/10/26-12**	36/10/26-12**	1142990000/ -
1163000000	WMF 2.5 FU BLZ 30-70V SW	5x20mm fuse, pluggable BLZ ch. LED indication	5mm	300/10/26-12**	70/10/26-12**	1142990000/ -
1163010000	WMF 2.5 FU BLZ 60-150V SW	5x20mm fuse, pluggable BLZ ch. LED indication	5mm	300/10/26-12**	150/10/26-12**	1142990000/ -
1163020000	WMF 2.5 FU BLZ 100-250V SW	5x20mm fuse, pluggable BLZ ch. LED indication	5mm	300/10/26-12**	250/10/26-12**	1142990000/ -
1162820000	WMF 2.5 FU PE BLZ SW	5x20mm fuse, grnd, pluggable BLZ ch.	5mm	300/10/26-12**	150/10/26-12**	1142990000/ -
1162830000	WMF 2.5 FU PE BLZ 10-36V SW	5x20mm fuse, grnd, pluggable BLZ ch. LED indication	5mm	300/10/26-12**	36/10/26-12**	1142990000/ -
1162840000	WMF 2.5 FU PE BLZ 30-70V SW	5x20mm fuse, grnd, pluggable BLZ ch. LED indication	5mm	300/10/26-12**	70/10/26-12**	1142990000/ -
1162850000	WMF 2.5 FU PE BLZ 60-150V SW	5x20mm fuse, grnd, pluggable BLZ ch. LED indication	5mm	300/10/26-12**	150/10/26-12**	1142990000/ -
1162860000	WMF 2.5 FU PE BLZ 100-250V SW	5x20mm fuse, grnd, pluggable BLZ ch. LED indication	5mm	300/10/26-12**	250/10/26-12**	1142990000/ -
7921560000	SIHA 3/G20	Fuse Plug - 5x20mm, no indication	300/6.3/-	600/10/-	Not Required	
7921570000	SIHA 3/G20 LED 24V	Fuse Plug - 5x20mm, LED 10-36V	300/6.3/-	36/6.3/-	Not Required	
7921590000	SIHA 3/G20 LED 60V	Fuse Plug - 5x20mm, LED 60-150V	300/6.3/-	150/6.3/-	Not Required	
7921600000	SIHA 3/G20 LED 120V	Fuse Plug - 5x20mm, LED 140-250V	300/6.3/-	250/6.3/-	Not Required	

Fuse-Plugs (SIHA 3/G20) must be ordered separately * Fuse blocks must be spaced w/feed through terminal

**9.3A for BLZ plug connection

BLZP 5.08/90

Can be mounted side-by-side without sacrificing any poles

Pitch 5.08mm	Color of plastic				
	Orange		Black		
Poles L1	mm	inch	Qty.	Part No.	Part No.
4	15.24	0.600	90	1948020000	1948260000
8	35.56	1.400	42	1948060000	1948300000
12	55.88	2.200	30	1948110000	1948340000
16	76.20	3.000	18	1948150000	1948380000


BLZP 5.08/90F

With screw flange

Pitch 5.08mm	Color of plastic				
	Orange		Black		
Poles L1	mm	inch	Qty.	Part No.	Part No.
4	15.24	0.600	60	1949820000	1950060000
8	35.56	1.400	36	1949860000	1950100000
12	55.88	2.200	24	1949900000	1950140000
16	76.20	3.000	18	1949940000	1950180000

SAK Series Screw Clamp

- Weidmüller's original terminal series offers the broadest configuration selection for screw clamp termination
- Maintenance-free and vibration-proof screw connection
- Creates highest contact force to prevent unwanted voltage drops
- Meets all industry approvals
- Self-locking clamp guarantees a positive, 100% vibration-proof connection



Feed Through Terminal Blocks

Part No.	Model	Description	Width	V/A/AWG - UL	V/A/AWG - CSA	End Plate/Partition
0380460000	SAK 2.5/35	Single-Level	6mm	600/20/20-12	600/25/26-10	0279560000/0302860000
0218660000	SAK 2.5/EN**	Single-Level	6mm	600/25/30-12	600/25/26-10	0279560000/0302860000
0443660000	SAK 4/35	Single-Level	6.5mm	600/30/22-12	600/36/26-10	0117960000/0130160000
0467460000	SAK 4/EN**	Single-Level	6.5mm	600/30/22-12	600/36/26-10	0117960000/0130160000
0380560000	SAK 6/35	Single-Level	8mm	600/40/22-8	600/47/26-6	0117960000/0130160000
0212860000	SAK 6/EN**	Single-Level	8mm	600/40/22-8	600/47/26-6	0117960000/0130160000
0443760000	SAK 10/35	Single-Level	10mm	600/60/14-6	600/65/16-6	0117960000/0130160000
0337660000	SAK 10/EN**	Single-Level	10mm	600/60/14-6	600/65/16-6	0117960000/0130160000
0380660000	SAK 16/35	Single-Level	12mm	600/80/12-6	600/87/14-6	0271160000/0303660000
0339760000	SAK 16/EN**	Single-Level	12mm	600/80/12-6	600/87/14-6	0271160000/0303660000
0380760000	SAK 35/35*	Single-Level	16mm	600/105/12-2	600/145/12-2	0303660000/0304360000
0339860000	SAK 35/EN*	Single-Level	18mm	600/105/12-2	600/145/12-2	0303660000/0304360000

*To jumper SAK 35 terminals, order one bus bar (QL), screws (BS), and sleeves (VH) based on corresponding number of poles to jumper.
Example: Jumpering two SAK 35 terminals requires one 2-pole busbar (QL2), two screws (BFS) and two sleeves (VH).

**EN Models denote combi-foot (mounts on TS 35 or TS 32 rail)

Feed Through Terminal Blocks - Multi-Level

Part No.	Model	Description	Width	V/A/AWG - UL	V/A/AWG - CSA	End Plate/Partition
0527660000	DK 4/35	Dual-Level - 4 clamps	6mm	300/27/22-12	300/10/26-12	0359260000/1058800000
0590160000	DK 4Q/35	Dual-Level - 4 clamps	6mm	300/27/22-12	300/20/26-12	1397160000/1058800000
0363660000	DK 4 QV/35	Branch Dual-Level - 4 clamps	6mm	300/27/22-12	300/20/26-12	1397160000/1058800000

Disconnect Terminal Blocks

Part No.	Model	Description	Width	V/A/AWG - UL	V/A/AWG - CSA	End Plate/Partition
0172160000	SAKR/35	Single-Level	6.5mm	600/20/30-12	300/10/26-12	0211360000
0687460000	DKT 4/35	Dual-Level	6mm	600/20/30-12	300/10/26-12	0687560000
1304960000	DKT 4V/35	Branch Dual-Level	6mm	300/10/26-12	300/10/26-12	0687560000

Fuse Terminal Blocks

Part No.	Model	Description	Width	V/A/AWG - UL	V/A/AWG - CSA	End Plate/Partition
0474560000	ASK 1EN	Single level, 5x20mm fuse, combi-foot	8mm	300/10/26-12	300/10/26-12	0380360000
0222760001	ASK 1EN/LD 24V H-	5x20mm fuse, 10-60VAC/DC, hinge -	8mm	300/10/26-12	300/10/26-12	0380360000
0225560001	ASK 1EN/LD 120V, H-	5x20mm fuse, 100-250VAC/DC, hinge -	8mm	300/10/26-12	300/10/26-12	0380360000
9503350000	KDKS 1/EN	Dual-Level, 5x20mm fuse	8mm	300/10/26-12	300/10/26-12	9503330000
9802720001	KDKS 1/EN/LD 24V, H-	5x20mm fuse, 10-60VAC/DC, hinge -	8mm	300/10/26-12	300/10/26-12	9503330000
9802760001	KDKS 1EN/SMT 120V, H-	5x20mm fuse, 100-250VAC/DC, hinge -	8mm	300/10/26-12	300/10/26-12	9503330000
9528110000	KDKS 1/EN PE	Dual-Level, 5x20mm fuse, with ground	8mm	300/10/26-12	300/10/26-12	9503330000
0501620000	SAKS 1/35, KRG*	5x20mm fuse	13mm	600/10/22-10	600/10/26-10	0191320000
0501520000	SAKS 1/35, KRG*	5x25mm fuse	13mm	600/10/22-10	600/10/26-10	0191320000

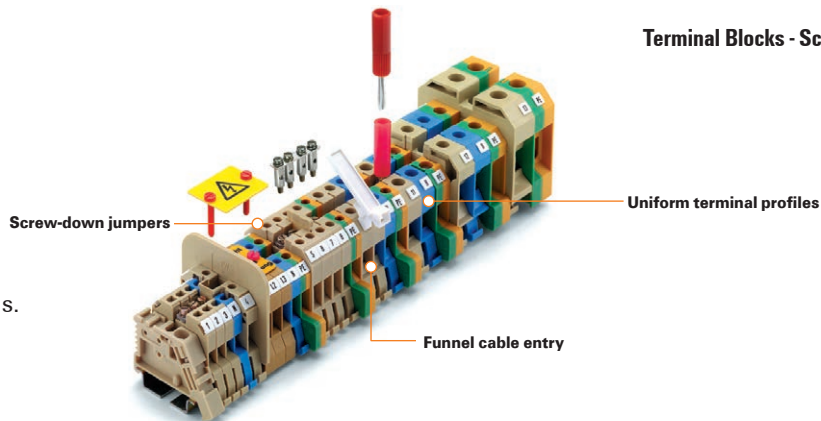
* KRG denotes melamine molding material

Ground Terminal Blocks

Part No.	Model	Description	Width	V/A/AWG - UL	V/A/AWG - CSA	End Plate/Partition
0661060000	EK 2.5/35	Single-Level	6mm	- / - / 22 - 12	- / - / 26 - 10	Not Required
0661160000	EK 4/35	Single-Level	8mm	- / - / 22 - 12	- / - / 26 - 10	Not Required
0661260000	EK 6/35	Single-Level	8mm	- / - / 22 - 8	- / - / 20 - 8	Not Required
0661360000	EK 10/35	Single-Level	10mm	- / - / 14 - 6	- / - / 14 - 6	Not Required
0190160000	EK 16/35	Single-Level	12mm	- / - / 12 - 4	- / - / 10 - 4	Not Required
0661460000	EK 35/35	Single-Level	18mm	- / - / 6 - 2	- / - / 12 - 2	Not Required

RailDesigner

Design software to select/build assemblies to your specifications.
Download your free copy at www.weidmuller.com



Jumpers: 2-pole	Jumpers: 10-pole	End Brackets	Screwdriver	Marking Tag
033700000	0368700000	0383560000	9008330000	1609820000
033700000	0368700000	0383560000	9008330000	1609820000
0336700000	0368800000	0383560000	9008330000	1609840000
0336700000	0368800000	0383560000	9008330000	1609840000
0456700000	0457000000	0383560000	9008350000	1856740000
0456700000	0457000000	0383560000	9008350000	1856740000
0457100000	0457400000	0383560000	9008350000	1856740000
0457100000	0457400000	0383560000	9008350000	1856740000
0457500000	0457800000	1061200000	9008350000	1856740000
0457500000	0457800000	1061200000	9008350000	1856740000
QL2-0123600000	QL10-0338600000	1061200000	9009010000	1856740000
VH-0267000000	VH-0267000000			
BS-0267100000	BS-0267100000			
QL2-0123600000	QL10-0338600000	1061200000	9009010000	1856740000
VH-0267000000	VH-0267000000			
BS-0267100000	BS-0267100000			

□ Screw-down

□ Uninsulated

Jumpers: 2-pole	Jumpers: 10-pole	End Brackets	Screwdriver	Marking Tag
0336400000	0368600000	0383560000	9008330000	1609820000
0336400000	0368600000	0383560000	9008330000	1609820000
0336400000	0368600000	0383560000	9008330000	1609820000

□ Screw-down

□ Uninsulated

Jumpers: 2-pole	Jumpers: 10-pole	End Brackets	Screwdriver	Marking Tag
0482700000	0482900000	0383560000	9008330000	1609840000
0482700000	0482900000	0383560000	9008330000	1609820000
0482700000	0482900000	0383560000	9008330000	1609820000


□ Screw-down

□ Uninsulated


Jumpers: 2-pole	Jumpers: 10-pole	End Brackets	Screwdriver	Marking Tag
QB 2 - 0461100000	QB 4 - 0461300000	0383560000	9008330000	1856740000
QB 2 - 0461100000	QB 4 - 0461300000	0383560000	9008330000	1856740000
QB 2 - 0461100000	QB 4 - 0461300000	0383560000	9008330000	1856740000
QB 2 - 0461100000	QB 4 - 0461300000	0383560000	9008330000	1856740000
QB 2 - 0461100000	QB 4 - 0461300000	0383560000	9008330000	1856740000
QB 2 - 0461100000	QB 4 - 0461300000	0383560000	9008330000	1856740000
QB 2 - 0461100000	QB 4 - 0461300000	0383560000	9008330000	1856740000
Q2 - 0191400000	Q10 - 0338800000	1061200000	9008350000	1856740000
Q2 - 0191400000	Q10 - 0338800000	1061200000	9008350000	1856740000

□ Screw-down, QB-Combination


□ Uninsulated




SAK 4 EN
Single-level feed through
Unique combi-foot allows
terminal to mount on
TS 32 or TS 35.



DK 40/35
Dual-level feed through
Compact design - 2-wire
hook-up in one terminal



DKT 4/35
Dual-level disconnect



ASK IEN
Single-level fuse holder
Quick fuse replacement -
with flip lever



EK 2.5/35
Single-level ground terminal -
Positive ground Termination -
screw-down feet make contact
to both sides of rail

DIN-Rail Accessories


DIN-Rail

- Available in steel, aluminum or copper
- Steel versions are electroplated and passivated for corrosion protection
- Available in solid or slotted versions (1 or 2 meter lengths)

Model	Description	Part No.
TS 15/LL	Slotted (Slot:4.2x12mm), Steel, 2M	0117500000
TS 15x5	Solid, Steel, 2M	0514200000
TS 35/LL	Slotted (Slot:5.2x25mm), Steel, 2M	0514500000
TS 35 x 7.5	Solid, Steel, 2M	0383400000
TS 35 X 15	Solid, Steel, 2M	0236400000
TS 35 X 15/LL	Slotted (Slot:5.2x25mm), Steel, 2M	0236500000
TS 32 x 5	Solid, Steel, 2M	0122800000
TS 32/LL	Slotted (Slot:5.2x25mm), Steel, 2M	0514400000
TS35 2-1/4	Aluminum Hi Rail, 1M	999716
TS35 2-1/4	Aluminum Hi Rail, 2M	999789
Rail Cap (7.5)	Insulation Cap for TS 35 x 7.5	1283470000
Rail Cap (15)	Insulation Cap for TS 35 x 15	1283480000




Aluminum Hi Rail (Grommets not included)



TS 35 x 7.5
Solid and Slotted

TS 35 x 15
Solid and Slotted



TS 15 x 5
Solid and Slotted

TS 32 x 5
Solid and Slotted



Rail Cap for 7.5 or 15 mm rail


End Brackets

- Prevents incorrect placement and ensures secure terminal positioning
- Designed to accept marking tags – can serve as group markers

Description – Screw	Width (mm)	Part No.
WEW 35/2 for TS 35	8.0	1061200000
EW 35 for TS 35	8.5	0383560000
EWK 1/32 for TS 32	8.5	0206160000
WEW 35/1 for TS 35	12.2	1059000000
EW 15 for TS 15	8.5	0382860000
Description – Snap-on		Part No.
ZEW 35 for TS 35	6.0	9540000000
ZEW 15 for TS 15	5.0	7920340000



TS 35 - EW 35



TS 35 - WEW 35/2



TS 32 - EWK 1



TS 35 - ZEW 35/2

Rail Markers – SchT 5 and 5S

Description	SchT5	SchT5S
Base-Carrier (SchT)	0292460000	1631930000
Paper Label (ESO)	1607710000	1631920000
Clear cover (STR)	0294000000	1631940000
ELS MC Marker	1045620000	1045640000

Note: ELS marker can be printed using Weidmüller printers (i.e. MCP Plotter or PJ Pro)



19.5mm wide



9.5mm wide

DIN-Rail Cutters

Hand-operated mounting rail cutters for cutting and perforating DIN mounting rails

- Cutting with no burrs or sharp edges
- Length end stop (1000 mm) is included in delivery
- Table-top unit for mounting on workbench or similar work surfaces

Model	Description	Part No.
TSLD 5 All purpose	For TS35X7.5, TS35X15, TS32 and TS15X5.5 DIN-rails, as well as copper earthing bars and hole punching	9918700000
TSD 35	For TS35X7.5 or TS35x15 DIN-rails only	1318510000



TSLD 5



TSD 35

Tools

For over 30 years, Weidmüller has been designing and manufacturing tools from the highest quality materials. These tools reduce fatigue in repetitive use and are precision-crafted and assembled for long tool life.

We feature a full range of heavy-duty tools designed for industrial use. Our wire and cable cutters, wire strippers and crimpers are capable of handling wires ranging in size from 26 AWG to 750 MCM.



1. Cutting



2. Stripping



3. Crimping








4. Finishing

Cutting Tools

Weidmüller's cutting portfolio includes wire and cable cutters from small wire gauges through large, stranded industrial cable.

- Blade shape produces a smooth, straight cut without distortion of the conductor
- Ergonomic design reduces fatigue and requires less force to cut
- NEW – The KT 8, KT 12, KT 14 and KT 22 now feature 1000 VAC/ 1500 VDC protection



Model	KT 8	KT 12	KT 14	KT 22	KT 45R
					
Part No.	9002650000	9002660000	1157820000	1157830000	9202040000
Round/Flat Cable	Round	Round	Flat	Round	Round
Wire Max. Solid mm ² /AWG	16/6	16/6	16/6	25/3	–
Stranded mm ² /AWG	16/6	25/3	35/2	50/1	300/600 Kcmil
Flexible mm ² /AWG	16/6	35/2	70/2/0	95/3/0	400/800 Kcmil

Cutting Tools for larger gauge wire are available.

Stripping Tools


The Stripping tool product line from Weidmüller includes strippers and slicers that can be adjusted precisely to the corresponding insulation and conductor cross-section for a variety of cables and wire. Cable types supported are PVC and Teflon insulated wires, fiber-optic cables, data cables, PVC insulated ribbon cables and more.

- Blades precisely cut the insulation without damage to the conductor
- Designed to produce a consistent stripping result

Stripax[®], Stripax[®] 16 and Stripax[®] Ultimate

The fourth generation Stripax[®] is a cutter and stripper with three variations for handling flexible or solid wires with various insulation types and sizes within wire gauge range 28...6 AWG.

- Switch for partial stripping keeps insulation intact on wire ends until ready to crimp
- Strips wire up to 1"
- Cuts wire up to 10 AWG



Model	Stripax [®]	Stripax [®] 16	Stripax [®] Ultimate	Stripax [®] Ultimate XL
				
Part No.	9005000000	9005610000	1468880000	1512780000
Wire Gauge (AWG)	28...8	10...6	24...10	14...8
Wire Type	Round, Multi-conductors and Flat Ribbon Cables	Round	Round	Round
Insulation Type	PVC and MTW 300	PVC, MTW 300 and MTW 600	Halogen free and other tough insulation, such as SIS, THHN and Teflon	PUR (SAI Cables), Halogen free and other tough insulation, such as SIS, THHN and Teflon
Spare Cutter Blade	9054560000	9054560000	9054560000	9054560000
Spare Stripping Blade	1119030000	1119040000	1471390000	1512790000

Stripping Tools - continued

Cutter-Stripper AWG 22...10/AWG 30...20

Stripping of THHN, MTW, PVC and other wire insulations

- Precision ground stripping holes
- Smooth cutting of wires
- Strong gripping nose
- Easy-to-read markings
- 22 degree angle for optimum ergonomics
- Self-opening



CS 22-10



CS 30-20

Model	CS 22-10	CS 30-20
Part No.	1338810000	1338800000
Conductor mm ² /AWG	22...10	30...20
Length	180	180
Weight	150	150

AM 12

Cutting and stripping tool for shielded (STP) and unshielded (UTP) data lines

- Designed for single-handed operation

Model	AM 12
Part No.	9030060000
Stripping mm ² /AWG	0.5...12.5/20...11
Cutting mm ² /AWG	up to 4/ 11



AM 12

AM 16

Strips or makes circumferential, lengthwise and spiral incisions in the insulation of round, PVC insulated cables

- Especially suitable for stripping cables in the cable duct
- Insulation can be stripped from any point along the cable

Model	AM 16
Part No.	9204190000
Conductor mm ² /AWG	6...17/10...5
Depth mm/inches	0.8...2.5/ 1/32...3/32
Spare Blade	9001530000



AM 16

AM 25/AM 35

Strips or makes circumferential, lengthwise and spiral incisions in the insulation of round, PVC insulated cables

- Precise cutting depth
- Insulation can be stripped from any point along the cable

Model	AM 25	AM 35
Part No.	9001540000	9001080000
Conductor mm ² /AWG	6...25/10...4	25...36/4...2
Depth mm/inches	up to 4.5/ 3/16	up to 4.5/ 3/16
Spare Blades (2)	9001530000	9001530000



AM 25 / AM 35

Crimping Tools

Weidmüller's crimper portfolio includes a full line of high quality crimpers, featuring different crimp profiles for wire gauges 26 through 1 AWG. In addition to crimpers used to process wire end ferrules, we offer crimp tools for stamped and turned contacts, coaxial, ring lug and flat blade connectors, fiber optic connections and more.

- Low hand force required to exert 1000 lbs pressure at crimp die
- Patented "omega" spring optimizes crimp process
- Ratchet for precise crimping



Stripax® Plus 2.5

Cuts and strips conductors with soft PVC insulation, and crimps strips of linked wire ferrules (3 in 1 Tool)*

- Easy adjustment to the right ferrule cross-section
- Conductor stop to adjust strip lengths from 1/4" to 1/2"

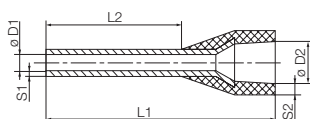


Stripax® Plus 2.5



Model	Stripax® Plus 2.5
Part No.	9020000000
Crimping mm ² /AWG	.05...2.5/20...14
Stripping mm ² /AWG	.05...2.5/20...14
Cutting mm ² /AWG	up to 2.5/ 14
Spare Cutter Blade	9050340000

*Tool is compatible with Ferrule Strips Only, which are placed in the handle of the tool.



- Polypropylene conical entry funnel
- Heat-resistant up to 105°C
- The entry funnel can also be manufactured from a non-flammable material on request

For conductors from 0.14 to 150 mm² (AWG 26-300MCM)
Material E-Cu, electro-galvanized
Dimensional tolerance acc. to DIN 46228 Part 4

Weidmüller color code

Strips of linked wire-end ferrules



Type	Ø mm ²	AWG	L1	L2	D1	D2	S1	S2	Stripping length	Color	Qty.	Part No.
H0.5/14	0.5	20	14.0	8.0	1.0	2.6	0.15	0.25	10.0	orange	500	9004270000
H0.75/14	0.75	18	14.0	8.0	1.2	2.8	0.15	0.25	10.0	white	500	9004290000
H1.0/14	1	17	14.0	8.0	1.4	3.0	0.15	0.25	10.0	yellow	500	9004320000
H1.5/14	1.5	16	14.0	8.0	1.7	3.2	0.15	0.25	10.0	red	500	9004340000
H2.5/14D	2.5	14	14.0	8.0	2.5	4.0	0.15	0.25	11.0	blue	500	9004360000

PZ Crimp Tools




For crimping collared and un-collared wire end ferrules in various profiles for rated conductor cross-sections.

Model	PZ 1.5	PZ 3	PZ 4	PZ 6/5	PZ 6 Roto L
Part No.	9005990000	0567300000	9012500000	9011460000	1444050000
Conductor mm ² /AWG	0.14...1.5/24...16	0.5...6/20...10	0.5...4/20...12	0.25...6/24...10	0.14...6/26...10
Special Features	Small/Light	1 Crimp Die	1 Crimp Die	5 Crimp Stations	Rotating Die

Model	PZ 10 HEX	PZ 10 SQR	PZ 16	PZ ZH 16	PZ 50
Part No.	1445070000	1445080000	9012600000	9013600000	9006450000
Conductor mm ² /AWG	0.14...10/26...8	0.14...10/26...8	6...16/10...6	6...16/10...6	25...50/3...1
Special Features	Hexagon Crimp	Square Crimp	3 Crimp Stations	For Twin Wire	3 Crimp Stations



Crimp Tools for Other Contact Types

For crimping special connectors, such as cable lugs, turned contacts for HDC, and coax.

Model	CTI 6	HTN 21	CTN 25 D 5
			

Part No.	9006120000	9014610000	9006230000
Conductor mm ² /AWG	0.5...6/20...10	0.5...6/20...10	10...25/
Conductor Type	Insulated Flat Blade/Ring Lug	Cable Lug with Crimp Claw	Uninsulated Cable Lugs

Additional crimpers are available for other contact types not listed above.

Model	CTX CM 1.6/2.5	CTX CM 3.6	HTG 58/59
			

Part No.	9018490000	9018480000	9012020000
Conductor mm ² /AWG	0.14...4.0/	4.0...10/	6.2...7.5/ 1/4...9/32
Conductor Type	HD/HE/ConCept M10/M5	HD/HE/ConCept M3	BNC/TNC Plugs

Additional crimpers are available for other contact types not listed above.

Crimp Tool Sets

Crimping sets combine Weidmüller tools for cutting, stripping, and crimping wire end ferrules for a given wire range in a handy case. Sets include assorted ferrules as indicated below.

Crimp Set PZ 4

Crimp Set for cutting, stripping and crimping of wire end ferrules up to 4.0 mm²/12 AWG, consisting of

- Stripping tool Stripax® for conductors with PVC Insulation from 0.08...6.0 mm²/ 18...10 AWG
- Crimping tool PZ 4 for wire end ferrules from 0.5...4.0 mm²/20...12 AWG
- Wire end ferrules with plastic collar

Description	Part No.	Type of wire end ferrule (cond. cross-sec/length)	Qty	Tools	Qty
Crimp Set PZ 4	9025800000	H0.5/14	500	Stripax® PZ 4	1 1
		H0.75/14	500		
		H1.0/14	1000		
		H1.5/14	1000		
		H2.5/14	500		
		H4.0/17	250		



Crimp Set PZ 4

Crimp Set PZ 10 SQR

Crimp set for cutting, stripping and crimping of wire end ferrules up to 10.0 mm²/8 AWG, consisting of:

- Stripping tool Stripax® for conductors with PVC Insulation from 0.08...6.0 mm²/ 18...10 AWG
- Crimping tool PZ 10 SQR for wire end ferrules from 0.14...10.0 mm²/26...8 AWG
- Wire end ferrules with plastic collar

Description	Part No.	Type of wire end ferrule (cond. cross-sec/length)	Qty	Tools	Qty
Crimp Set PZ 10 SQR	1542280000	H0.5/14	500	Stripax® PZ 10 SQR	1 1
		H0.75/14	500		
		H1.0/14	500		
		H1.5/14	500		
		H2.5/15D	500		
		H4.0/20D	250		
		H6.0/20	100		
		H10.0/22	50		



Crimp Set PZ 10 SQR

Crimp Set PZ 6 Roto L

Crimp set for cutting, stripping and crimping of wire end ferrules up to 6.0 mm²/10 AWG, consisting of:

- Stripping tool Stripax® for conductors with PVC Insulation from 0.08...6.0 mm²/ 18...10 AWG
- Crimping tool PZ 6 Roto L for wire end ferrules from 0.14...6.0 mm²/26...10 AWG
- Wire end ferrules with plastic collar

Description	Part No.	Type of wire end ferrule (cond. cross-sec/length)	Qty	Tools	Qty
Crimp Set PZ 6 Roto L	9028680000	H0.5/14	500	Stripax® PZ 6 Roto L	1 1
		H0.75/14	500		
		H1.0/14	500		
		H1.5/14	500		
		H2.5/15D	500		
		H4.0/18	250		
H6.0/20	250				



Crimp Set PZ 6 Roto L

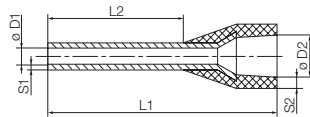


Wire End Ferrules

Weidmuller wire end ferrules are made to DIN standards and ensure the long-term quality of electrical connections. Uninsulated wire end ferrules are available in multipacks. Insulated ferrules are available in multipacks, on strips for use with the Stripax® Plus, or in reels for use with automated equipment.

Wire end ferrules with plastic collars

Weidmuller standard



Nominal cross-section (mm²)	AWG	Dimensions (mm)				Stripping length (mm)		Qty.	Type	Color	Part No.	Strip pack	Ferrules in strip form	Ferrules on reels
		L1	L2	D1	D2	mm	mm					Part No.	Part No.	Part No.
0.14	0.14	26	10	6	0.6	1.5	8	500	H 0.14/10	gray		9005180000 ¹		
	0.14	26	12	8	0.6	1.5	10	500	H 0.14/12	gray		9028240000 ¹		
0.25	0.25	24	10	6	0.8	1.8	8	500	H 0.25/10	light blue	9025740000	9026050000		
	0.25	24	12	8	0.8	1.8	10	500	H 0.25/12	light blue	9025760000	9025780000		
0.34	0.34	22	10	6	0.8	2	8	500	H 0.34/10	turquoise	9025750000	9026030000		
	0.34	22	12	8	0.8	2	10	5000	H 0.34/12	turquoise	9025770000	9025790000		
0.5	0.5	20	10	6	1	2.6	8	500	H 0.5/10	orange		9028260000		
	0.5	20	12	6	1	2.6	8	500	H 0.5/12	orange	0409500000			
	0.5	20	14	8	1	2.6	10	500	H 0.5/14	orange	0690700000	9026060000	9004270000 ²	
	0.5	20	14	8	1	2.6	10	5000	H 0.5/14	orange				9005810000 ²
0.75	0.75	18	12	6	1.2	2.8	8	500	H 0.75/12	white	0409600000	9028280000		
	0.75	18	14	8	1.2	2.8	10	500	H 0.75/14	white	0462900000	9026070000	9004290000 ²	
	0.75	18	14	8	1.2	2.8	10	5000	H 0.75/14	white				9005820000 ²
	0.75	18	16	10	1.2	2.8	12	500	H 0.75/16	white	9025860000	9028290000		
1	1	17	18	12	1.2	2.8	14	500	H 0.75/18	white	9025910000	9028300000		
	1	17	12	6	1.4	3	8	500	H 1/12	yellow	0409700000	9028310000		
	1	17	14	8	1.4	3	10	500	H 1/14	yellow	0463000000	9026080000	9004320000 ²	
	1	17	14	8	1.4	3	11	5000	H 1/14	yellow				9005830000 ²
1.5	1	17	16	10	1.4	3	12	500	H 1/16	yellow	9025950000	9028320000		
	1	17	18	12	1.4	3	15	500	H 1/18	yellow	9025930000	9028340000		
	1.5	16	14	8	1.7	3.5	10	500	H 1.5/14	red	0463100000	9026090000		
	1.5	16	14	8	1.7	3.2	10	5000	H 1.5/14	red				9005840000 ²
2.5	1.5	16	14	8	1.7	3.5	12	500	H 1.5/16	red	0635100000	9028350000		
	1.5	16	16	10	1.7	3.5	15	500						9004340000 ²
	1.5	16	24	18	1.7	3.5	20	500	H 1.5/24	red	0565600000			
	2.5	14	14	8	2.2	4.2	10	500	H 2.5/14 D	blue	9019160000	9026100000		
4	2.5	14	14	8	2.2	4	11	3000	H 2.5/14 D	blue				9005850000 ²
	2.5	14	14	8	2.2	4	11	5000	H 2.5/14 D	blue				9004360000 ²
	2.5	14	18	12	2.2	4.2	14	500	H 2.5/18 D	blue	9019170000			
	2.5	14	24	18	2.2	4.2	20	500	H 2.5/24 D	blue	9019180000			
6	4	12	17	10	2.8	4.8	12	500	H 4/17 D	gray	9019190000	9026010000 ¹		
	4	12	20	12	2.8	4.8	14	500	H 4/20 D	gray	9019200000			
	4	12	26	18	2.8	4.8	20	500	H 4/26 D	gray	9019210000			
10	6	10	20	12	3.5	6.3	14	100	H 6/20	black	0533500000			
	6	10	26	18	3.5	6.3	20	100	H 6/26	black	0565700000			
16	10	7	22	12	4.5	7.6	15	100	H 10/22	ivory	0534200000			
	10	7	28	18	4.5	7.6	21	100	H 10/28	ivory	0565800000			
25	16	6	24	12	5.8	8.8	15	100	H 16/24	green	0565900000			
	16	6	28	18	5.8	8.8	21	100	H 16/28	green	0566000000			
35	25	3	30	16	7.3	11.2	18	50	H 25/30	brown	0317000000			
	25	3	36	22	7.3	11.2	24	50	H 25/36	brown	0317100000			
50...	35	2	30	16	8.3	12.7	19	50	H 35/30	beige	0317200000 ¹			
	35	2	30	18	8.3	12.7	21	50						
	35	2	39	25	8.3	12.7	28	50	H 35/39	beige	0317300000 ¹			
150	50	1	36	20	10.3	15	26	50	H 50/36	olive	0444200000			
	50	1	40	25	10.3	15	31	50						
	70	2/0	37	20	12.7	16	26	25	H 70/40	yellow	9028200000 ³			
	95	3/0	44	25	14.7	18	31	25	H 95/44	red	9028210000 ³			
150	120	4/0	50	30	16.5	21	36	25	H 120/50	blue	9028220000 ³			
	150	300 MCM	54	32	18.5	23.5	38	25	H 150/54	yellow	9028230000 ³			

1—Not UL 3—Not CSA
2—UL Pending

Strip pack 5 x 100 ferrules
*5 x 50 ferrules



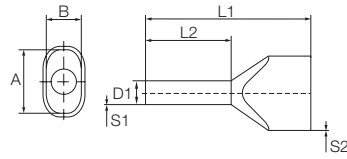
Wire end ferrules without plastic collars



		Nominal cross-section		Dimensions (mm)			stripping length		Type	Part No.
		(mm ²)	AWG	L1	D1	D2	mm	Qty.		
0.25		0.25	24	5	0.7	1.65	5	1000	H 0.25/5	9018910000
0.5		0.5	20	6	1	2.1	6	1000	H 0.5/6	0282600000
		0.5	20	10	1	2.1	10	1000	H 0.5/10	9004050000
0.75		0.75	18	6	1.2	2.3	6	1000	H 0.75/6	0282700000
		0.75	18	10	1.2	2.3	10	1000	H 0.75/10	0542500000
1		1	17	6	1.4	2.5	6	1000	H 1/6	0372600000
		1	17	10	1.4	2.5	10	1000	H 1/10	0282800000
1.5		1.5	16	7	1.7	2.8	7	1000	H 1.5/7	0372700000
		1.5	16	10	1.7	2.8	10	1000	H 1.5/10	0186500000
		1.5	16	12	1.7	2.8	12	1000	H 1.5/12	9004060000
		1.5	16	18	1.7	2.8	18	1000	H 1.5/18	9004070000
2.5		2.5	14	7	2.2	3.4	7	1000	H 2.5/7	0373000000
		2.5	14	10	2.2	3.4	10	1000	H 2.5/10	9004080000
		2.5	14	12	2.2	3.4	12	1000	H 2.5/12	0186100000
		2.5	14	18	2.2	3.4	18	1000	H 2.5/18	9004090000
4		4	12	9	2.8	4	9	500	H 4/9	0373100000
		4	12	12	2.8	4	12	1000	H 4/12	0244100000
		4	12	15	2.8	4	15	500	H 4/15	9004100000
		4	12	18	2.8	4	18	1000	H 4/18	9004110000
6		6	10	10	3.5	4.7	10	500	H 6/10	9004120000
		6	10	12	3.5	4.7	12	500	H 6/12	0191900000
		6	10	15	3.5	4.7	15	500	H 6/15	0124700000
		6	10	18	3.5	4.7	18	500	H 6/18	9004130000
10		10	7	12	4.5	5.8	12	500	H 10/12	0282900000
		10	7	15	4.5	5.8	15	500	H 10/15	0124800000
		10	7	18	4.5	5.8	18	500	H 10/18	0379300000
16		16	6	12	5.8	7.5	12	500	H 16/12	0492500000
		16	6	15	5.8	7.5	15	500	H 16/15	0124300000
		16	6	18	5.8	7.5	18	100	H 16/18	0375200000
		16	6	25	5.8	7.5	25	100	H 16/25	9004150000
		16	6	32	5.8	7.5	32	100	H 16/32	9004160000
25		25	3	15	7.3	9.5	15	250	H 25/15	0124400000
		25	3	18	7.3	9.5	18	100	H 25/18	0375300000
		25	3	25	7.3	9.5	25	100	H 25/25	9004170000
		25	3	32	7.3	9.5	32	100	H 25/32	9004180000
35		35	2	18	8.3	11	18	100	H 35/18	0368900000
		35	2	25	8.3	11	25	100	H 35/25	9004190000
		35	2	30	8.3	11	30	500	H 35/30 S	9451000000
		35	2	32	8.3	11	32	100	H 35/32	9004200000
50...		50	1	18	10.3	13	18	100	H 50/18	9004210000
		50	1	25	10.3	13	25	100	H 50/25	9025880000
		50	1	32	10.3	13	32	100	H 50/32	9004220000
		70	2/0	25	12.5	15	25	50	H 70/25	9004230000
		70	2/0	32	12.5	15	32	50	H 70/32	9004240000
		95	3/0	25	14.5	17	25	50	H 95/25	9004250000
		95	3/0	32	14.5	17	32	50	H 95/32	9004260000
		120	4/0	32	16.5	19	32		H 120/32	9036240000
		150	300 MCM	32	18.5	21	32	50	H 150/32	9036250000
		185	350 MCM	32	20	23.5	32	50	H 185/32	9036260000

Insulated wire ferrules in additional color schemes and a variety of other types of connectors are available.

Twin-wire end ferrules with plastic collar



Packed loose

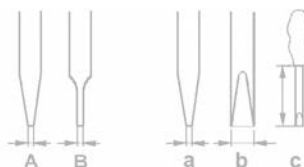

Type	ø mm ²	AWG	L1	L2	D1	S1	S2	A	B	Stripping Length	Color	QTY	Part No.
H0.5/14	0.50	20	14.0	8.0	1.4	0.15	0.3	5.0	3.0	11.0	● orange	500	9037200000
H0.5/16	0.50	20	16.0	10.0	1.4	0.15	0.3	5.0	3.0	13.0	● orange	500	9037210000
H0.5/18	0.50	20	18.0	12.0	1.4	0.15	0.3	5.0	3.0	15.0	● orange	500	9037220000
H0.75/14	0.75	18	14.0	8.0	1.7	0.15	0.3	5.5	3.0	11.0	○ white	500	9037230000
H0.75/16	0.75	18	16.0	10.0	1.7	0.15	0.3	5.5	3.0	13.0	○ white	500	9037240000
H0.75/19S	0.75	18	19.0	12.0	1.4	0.15	0.3	5.5	3.0	21.0	○ white	500	9202820000
H0.75/24	0.75	18	24.0	18.0	1.7	0.15	0.3	5.5	3.0	21.0	○ white	500	9037250000
H1.0/15	1.00	17	15.0	8.0	2.0	0.15	0.3	5.8	3.2	12.0	● yellow	500	9037260000
H1.0/15S	1.00	17	16.0	8.0	2.2	0.15	0.3	5.8	3.2	12.0	● yellow	500	9018690000
H1.0/19	1.00	17	19.0	12.0	2.0	0.15	0.3	5.8	3.2	16.0	● yellow	500	9037270000
H1.0/25	1.00	17	25.0	18.0	2.0	0.15	0.3	5.8	3.2	22.0	● yellow	500	9037280000
H1.5/16	1.50	16	16.0	8.2	2.2	0.15	0.3	6.5	3.6	11.0	● red	500	9037290000
H1.5/20	1.50	16	20.0	12.0	2.2	0.15	0.3	6.5	3.6	15.0	● red	500	9037300000
H1.5/26	1.50	16	26.0	18.0	2.2	0.15	0.3	6.5	3.6	21.0	● red	100	9037310000
H2.5/19D	2.50	14	19.0	10.0	2.8	0.15	0.4	8.0	4.5	13.0	● blue	500	9037500000
H2.5/21D	2.50	14	21.0	12.0	2.8	0.15	0.4	8.0	4.5	15.0	● blue	100	9037510000
H2.5/27D	2.50	14	27.0	18.0	2.8	0.15	0.4	8.0	4.5	21.0	● blue	100	9037520000
H4.0/22D	4.00	12	22.0	12.0	3.5	0.2	0.5	9.0	5.2	15.0	● gray	100	9037530000
H4.0/28D	4.00	12	28.0	18.0	3.5	0.2	0.5	9.0	5.2	21.0	● gray	100	9037540000
H6.0/23	6.00	10	23.0	12.0	4.5	0.2	0.5	11.4	6.2	20.0	● black	100	9037320000
H6.0/29	6.00	10	29.0	18.0	4.5	0.2	0.5	11.4	6.2	24.0	● black	100	9037330000
H10.0/24S	10.00	7	24.0	12.0	6.5	0.2	0.5	13.4	7.6	17.0	● ivory	100	9018860000
H10.0/24	10.00	7	24.0	12.0	5.8	0.2	0.5	13.4	7.6	17.0	● ivory	100	9037340000
H10.0/30	10.00	7	30.0	18.0	5.8	0.2	0.5	13.4	7.6	23.0	● ivory	100	9037350000
H10.0/30S	10.00	7	30.0	18.0	6.5	0.2	0.5	13.4	7.6	23.0	● ivory	100	9018870000
H16.0/29	16.00	6	29.0	16.0	8.3	0.3	0.6	17.2	9.5	20.0	● green	50	9037360000
H16.0/38	16.00	6	38.0	25.0	8.3	0.3	0.6	17.2	9.5	29.0	● green	50	9037370000

1000V Insulated screwdriver – SlimLine

VDE-insulated screwdriver, for working on live parts up to 1000 VAC and 1500 VDC. DIN EN 60900, IEC 900. Safety tested "GS", each piece tested. Bit made from fully hardened, high-alloy chromium-vanadium-molybdenum steel, gun-metal finish.

A blade that is up to 33% thinner


The SlimLine design allows you to reach deeply inset fittings and tension clamp terminals.



Type	Blade Size / type	AF	a	b	c	Part No.
------	-------------------	----	---	---	---	----------

SDI SL S

VDE-insulated slot-head screwdriver, SDI SL DIN 7437, ISO 2380/2, drive output acc. to DIN 5264, ISO 2380/1. SoftFinish grip



SDI SL 0.6x35x100	B		0.6	3.5	100	1274660000
SDI SL 0.8x4.0x100	B		0.8	4.0	100	1274670000
SDI SL 1.0x4.5x125	B		1.0	4.5	125	1274680000
SDI SL 1.2x6.5x150	B		1.2	6.5	150	1244690000

SDIK SL PH

VDE-insulated crosshead screwdriver Phillips type, SDIK SL PH DIN 7438, ISO 8764/2-PH, output acc. to ISO 8764-PH, SoftFinish grip



SDIK SL PH1		1		80		1274710000
SDIK SL PH2		2		100		1274720000

SDIK SL PZ

VDE-insulated crosshead screwdriver Pozidrive type, SDIK SL PZ DIN 7438, ISO 8764/2-PZ, output acc. to ISO 8764-PZ, SoftFinish grip



SDIK SL PZ1		1		80		1274730000
SDIK SL PZ2		2		100		1274740000

SDIS SL 2.5-5.5/PH/1/2

6-part set: VDE insulated slotted and crosshead Ph screwdriver set



SDI SL 0.6x3.5x100	B		0.6	3.5	100	
SDI SL 0.8x4.0x100	B		0.8	4.0	100	
SDI SL 1.0x5.5x125	B		1.0	4.5	125	
SDI SL 1.2x6.5x150	B		1.2	6.5	150	
SDIK SL PH1		1		80		
SDIK SL PH2		2		80		
SDIS SL 2.5-5.5/PH1/2						1274750000

Screwdrivers

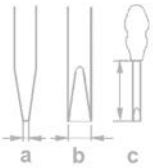
Weidmüller offers a variety of manual screwdrivers, available with blades and tip profiles in standard commercial shapes and sizes. Screwdrivers are available with protective VDE insulation molded on the screwdriver blade for use in live applications up to 1500 volts DC and 1000 volts AC - meets NFPA arc flash code (NFPA 70E 2009).

- Tips from hardened high-alloy steel
- Ergonomic design and soft finish grip material reduce fatigue



SDI S/ SD S

VDI insulated and standard uninsulated slotted screwdrivers.



SDI S



SD S

		VDE Insulated				Standard			
a (mm/inch)	b (mm/inch)	Model	Part No.	Blade	c (mm/inch)	Model	Part No.	Blade	c (mm/inch)
0.4/.016	2/.079	SDI 0.4x2.0x60	9205690000	A	60/2.36	SD 0.4x2.0x60	9037160000	B	60/2.36
0.4/.016	2.5/.098	SDI 0.4x2.5x75	9008370000	A	75/2.95	SD 0.4x2.5x75	9009030000	A	75/2.95
0.5/.02	3.0/0.118	SDI 0.5x3.0x100	9008380000	B	100/3.93	SD 0.5x3.0x80	9008320000	A	80/3.15
0.6/.023	3.5/0.138	SDI 0.6x3.5x100	9008390000	B	100/3.93	SD 0.6x3.5x100	9008330000	A	100/3.93
0.8/.031	4/.157	SDI 0.8x4.0x100	9008400000	B	100/3.93	SD 0.8x4.0x100	9008340000	A	100/3.93
1/.039	4.5/.177	SDI 1.0x4.5x125	9008910000	B	125/4.92	SD 1.0x5.5x150	9008350000	A	150/5.90
1/.039	5.5/.217	SDI 1.0x5.5x125	9008410000	B	125/4.92				
1.2/.047	6.5/.256	SDI 1.2x6.5x150	9008420000	B	150/5.91	SD 1.2x6.5x150	9009010000	A	150/5.90
1.6/.063	8/.315	SDI 1.6x8.0x175	9008430000	B	175/6.89				

SDIK PH/SDK PH

VDI insulated and standard uninsulated crosshead screwdrivers.



SDIK PH



SDK PH



SDIR

		VDE Insulated		Standard		Roberston Screwdriver	
Size / AF	c (mm/inch)	Model	Part No.	Model	Part No.	Model	Part No.
0	60/2.36	SDI PH0	9008560000	SDK PH0	9008470000		
1	80/3.15	SDI PH1	9008570000	SDK PH1	9008480000	SDIR 1 x 100	1318100000
2	100/3.93	SDI PH2	9008580000	SDK PH2	9008490000	SDIR 2 x 200	1318110000
3	150/5.90	SDI PH3	9008590000	SDK PH3	9008500000		

VDE Insulated and Uninsulated Screwdriver Sets

6-part set: slotted and crosshead screwdriver set - VDE insulated or uninsulated set

VDE Insulated Set

Model	Part No.
-------	----------

SDIS 2.5-5.5/ PH1/2	9009730000
------------------------	-------------------

Includes:	
	SDI 0.4x2.5x75
	SDI 0.5x3.0x100
	SDI 0.8x4.0x100
	SDI 1.0x5.5x125
	SDI PH1
	SDI PH2



Uninsulated Set

Model	Part No.
-------	----------

S 2.5/3.0/4.0/5.5/ PH 1/2	9009740000
------------------------------	-------------------

Includes:	
	SD 0.4x2.5x75
	SD 0.5x3.0x80
	SD 0.8x4.0x100
	SD 1.0x5.5x150
	SDK PH1
	SDK PH2



DMS/DMSI VDE Insulated and Uninsulated Torque Screwdrivers

Available with or without VDE insulation, the DMS/DMSI Manual Torque screwdriver is offered in two torque ranges for controlled, accurate tightening of screws. A variety of standard and VDE insulated blades and tip profiles are available for use with the torque screwdriver handle.

- Includes an integral scale for reading torque value
- Audible click upon reaching torque
- Setting tool ensures the right setting (included)



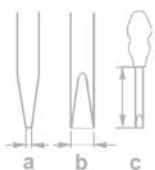
DMSI



DMS

DMSI Manual (Insulated)		
Model	Torque Range	Part No.
DMSI Manual 0.5-1.7	0.5-1.7 Nm	9918390000
DMSI Manual 2.0-8.0	2.0-8.0 Nm	9918400000

DMS Manual (Uninsulated)		
Model	Torque Range	Part No.
DMS Manual 0.5-1.7	0.5-1.7 Nm	9918370000
DMS Manual 2.0-8.0	2.0-8.0 Nm	9918380000



WK K S with tip



WK SI with tip

a (mm/ inch)	b (mm/ inch)	Tip	Max Torque	VDE Insulated			Standard		
				Model	Part No.	c (mm/inch)	Model	Part No.	c (mm/inch)
0.4/.016	2.5/.0082	Slotted	0.4 Nm	WK SI 0.4x2.5	9918410000	220/8.66	WK S 0.4x2.5	9918520000	175/6.89
0.5/.02	3.0/0.118	Slotted	0.6 Nm	WK SI 0.5x3.0	9918420000	220/8.66	WK S 0.5x3.0	9918530000	175/6.89
		Cross	.9 Nm	WK IK PH0	9918460000	220/8.66	WK K PZ 0	9918600000	175/6.89
0.6/.023	3.5/0.138	Slotted	1.1 Nm	WK SI 0.6x3.5	9918430000	220/8.66	WK S 0.6x3.5	9918540000	175/6.89
0.8/.031	4/.157	Slotted	2.5 Nm	WK SI 0.8x4.0	9918440000	220/8.66	WK S 0.8x4.0	9918550000	175/6.89
1/.039	5.5/.217	Slotted	3.8 Nm	WK SI 1.0x5.5	9918450000	220/8.66	WK S 1.0x5.5	9918560000	175/6.89
		Cross	3.8 Nm	WK IK PH1	9918470000	220/8.66	WK K PZ1	9918610000	175/6.89
		Cross	5.5 Nm	WK IK PH2	9918480000	220/8.66	WK K PZ2	9918620000	175/6.89

Automated Machines

Save time and increase efficiencies with an automated strip and crimp machine from Weidmüller. The Automated Equipment portfolio includes strip and crimp machines for processing collared ferrules in the range of 20 to 14 AWG. If set correctly, the machines will perform consistent and repeatable crimps and strip lengths to guarantee the best connection in your application. All machines come with a one year limited warranty on parts and labor.

Crimpfix "L" and "LS"

- Electronically controlled electrical/pneumatic driven stripping and crimping machine
- 0.5...2.5 mm² (20...14 AWG) wire range
- Wire and ferrule size selector makes changing dies unnecessary
- Large capacity hopper holds 500-1000 loose ferrules, depending on ferrules size
- Completed crimping cycle is less than 2 seconds per crimp
- Recommended for high-volume ferrule applications

Crimpfix 2.5M and Crimpfix R

- Automated crimping machine; mobile
- Handles reeled ferrules (22-14 AWG)
- "Single step process"; strips and crimps ferrule onto wire within 2 seconds

Powerstripper 6.0

- Electrically driven stripper
- Strips solid and flexible conductors (0.14...0.6 mm²/26-10 AWG)
- Full or partial stripping, the insulation hangs on end of conductor
- No tool change required for different wire sizes



Crimpfix L



Crimpfix 2.5M



Crimpfix R



Powerstripper 6.0

Description	Part No.
Crimpfix "L" 120 V (Crimps 8 mm length Ferrules)	9028530000
Crimpfix "LS" 120 V (Crimps 6, 8 and 10 mm length Ferrules)	9028540000
Crimpfix 2.5M 120 V (For Ferrules on Reel)	1085190000
Crimpfix R 120 V (For Ferrules on Reel)	9028500000
Powerstripper 6.0 (120 V)	9028510000

Wireless Solutions

Weidmüller industrial wireless products provide secure and reliable solutions for a wide range of industries and applications, as an alternative for signal and data wiring.

Applications can include:


- Water Management
- Solar Field Monitoring
- Tank Farm Monitoring
- Pipeline Leak Detection
- Flood Detection and Warning
- Video Surveillance
- Mobile Equipment Tracking

MESH I/O Systems

Weidmüller's innovative configuration technology combines the reliability of 900MHz, FHSS modulation with mesh architecture to automatically detect and route the most efficient path to the destination node.

The high power 1W receiver sensitivity combined with frequency hopping and IP-based addressing provides reliable, self-healing, encrypted communications up to 115kpbs.

- IP-based addressing has the unique ability to MESH between I/O radios for automatic network healing and reliable data communications
- Unlimited number of repeater hops in one system
- On board multi-I/O channels for two way communications
- Unrivalled scalability allowing for thousands of I/O points in one system
- Automatic connection of up to 31 I/O expansion modules (WI-I/O-EX-I-S-XX) per wireless unit
- Simple software upgrade to Ethernet TCP/IP or Modbus
- USB/Ethernet and over-the-air configuration and programming



Type	Description	Temperature Range	Part No.
WH/O 9-U2 MESH I/O	WI- I/O 9-U2 Mesh I/O 8D I/O, 4AI, 2AO, 1-4P I/O	-40°C to +70°C	6720005011
WH/O 9-U2 I/O MODBUS TCPGTWY	WI- I/O 9-U2 Mesh I/O Gateway	-40°C to +70°C	6720005014

Accessories

Type	Description	Part No.
WH/O 9-U2-GTWY	Opt Software for Wireless Mesh I/O Gateway	6720005012
WH/O 9-U2-TC	WI- I/O 9-U2 Thermocouple Adaptor	6720005013

Wireless I/O

The Weidmuller 9-X range of wireless I/O provides a low cost alternative to expensive signal wire installations, over short or long distances. Transducer and control signals connected at one module (input signals) are transmitted to other modules where the signals are re-created as output signals, or passed via a data bus to a host device such as a PLC, DCS or SCADA system.

- Large I/O capability with I/O expansion
- Two-way communications
- Use where communications are required in both directions or for large I/O requirements. Each network can handle multiple I/O applications.
- Frequency hopping spread spectrum
- 902-928MHz 1W license-free USA/Canada
- Configurable sub-bands license-free Mexico
- Up to 95 wireless units per network
- Support up to 31 I/O expansion modules (WI-I/O-EX-I-S-XX) per wireless unit
- Multi-hop repeater functions – up to 5 intermediate units

Type	Description	Temperature Range	Part No.
WH/O 9-1	Wireless I/O Transceiver 4DI/2DO/2AI/2AO/1PI	-40°C to +70°C	6720005000
WH/O 9-2	Wireless I/O Transceiver 4DI/1/DO/6AI/4PI	-40°C to +70°C	6720005001
WH/O 9-3	Wireless I/O Transceiver 8DO/8AO/4PO	-40°C to +70°C	6720005002
WH/O 9-4	Wireless I/O Transceiver 16DI-4DO/4DI-16DO	-40°C to +70°C	6720005003



Unidirectional Transmitter/Receiver Units

The WI-I/O-9-L products are a small I/O count transmitter and receiver pair delivered pre-configured for ease of installation. The L Series products may be reconfigured into a wider I/O or gateway networks as the application needs grow. DIN-rail mounted and DC (9-30V) powered, the units can also power a loop powered device to 24 VDC, 30mA.

- Frequency hopping spread spectrum 902-928MHz 1W license-free USA/Canada
- Configurable sub-bands license-free Mexico, South America, Australia/NZ, Hong Kong

Item Type	Description	Temperature Range	Part No.
WH/O 9-L-T	Wireless I/O Transmitter 2DI/1AI/1 TC	-40°C to +70°C	6720005005
WH/O 9-L-R	Wireless I/O Receiver 3DO/1AO	-40°C to +70°C	6720005006
WH/O 9-L-P2	Wireless I/O TX/RX Set + OdB gain antennas	-40°C to +70°C	6720005008



Transmitter (Single Sensor Units)

The Single Sensor Wireless I/O range of products is suitable for connecting to a single sensor. Capable of being powered by battery-only supplies.

The transmitter connects to discrete, pulse or analog signals from transducers, and transmits these signal values by radio. This makes it suitable for alarm or metering applications, as well as general plant monitoring. 900MHz spread spectrum - suitable for North and South America

Type	Description	Temperature Range	Part No.
WH/O 9-K	Wireless I/O Transmitter 2DI/1AI/2PI	-40°C to +70°C	6720005004
WI-BP-I/O-9-K	Battery Pack For WI-I/O-9-K	-30°C to +55°C	6720005112



Wireless Gateways

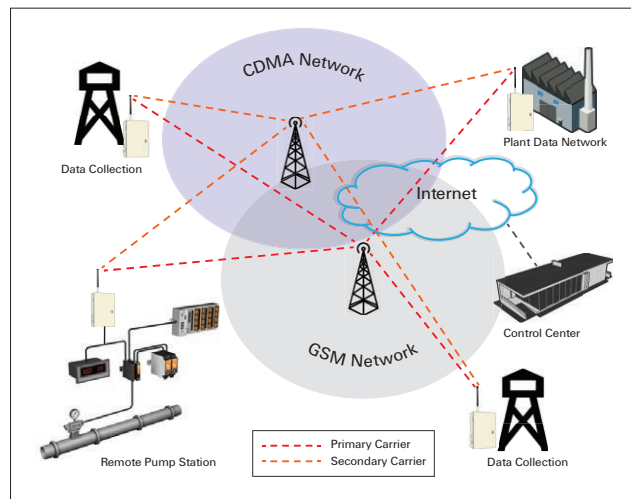
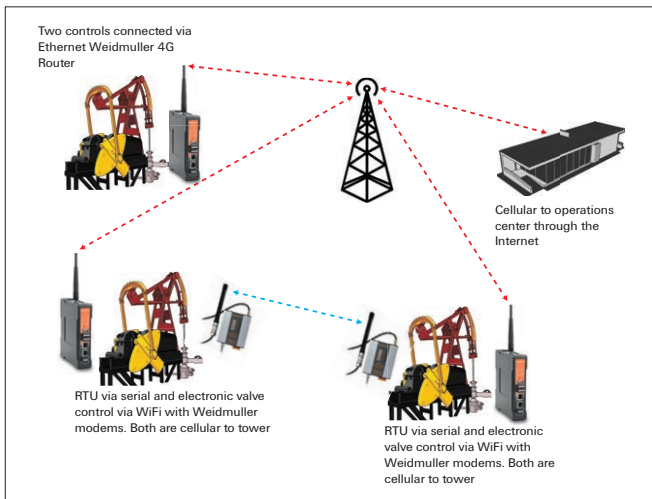
Wireless Gateways provide wireless connectivity between data buses – connectivity between devices using the same data bus, or between different data buses (Ethernet to PROFIBUS to DeviceNet to Modbus, etc.). Wireless gateways are similar in operation to wireless modems, however gateways only provide a register interface to the data bus, transferring I/O registers only.

Features:

- Connects to data bus at full bus speed (e.g. 12Mb/s for PROFIBUS, 100Mb/s for Ethernet)
- Provides Protocol Conversion (PROFIBUS, Modbus, Ethernet, DeviceNet)
- Can interconnect master-slave, slave-slave and master-master. Interconnects different data buses – wireless protocol conversion
- Provides a peer-to-peer wireless network using WIB-net high security data encryption
- Automatic acknowledgment and error-correction
- Multiple path routing
- Eight on-board discrete I/O, individually configurable as input or output
- Network configuration is performed with easy-to-use free software
- Wide range power supply with integral back-up battery-charging feature
- 6 versions to meet your protocol needs



Type	Description	Temperature Range	Part No.
WI-GTWY-9-MDI	Wireless Gateway MODBUS/DF1	-40°C to +70°C	6720005020
WI-GTWY-9-PR1	Wireless Gateway PROFIBUS Slave	-40°C to +70°C	6720005021
WI-GTWY-9-PR2	Wireless Gateway PROFIBUS Master	-40°C to +70°C	6720005022
WI-GTWY-9-ETI	Wireless Gateway ETHERNET IP	-40°C to +70°C	6720005023
WI-GTWY-9-DE1	Wireless Gateway DEVICENET Slave	-40°C to +70°C	6720005024
WI-GTWY-9-M+1	Wireless Gateway MODBUS Plus	-40°C to +70°C	6720005025



Expansion I/O Units

Typical Applications:

Expansion I/O for WI-I/O 9 wireless units

Up to 31 x WI-I/O-EX-1-S units can be connected to each wireless unit via RS485 (up to 2 km long). Serial I/O multiplexer

Transfer I/O via RS485— up to 32 units per multi-drop link

Expansion I/O for Modbus devices

Up to 31 x WI-I/O-EX-1-S units can be connected to each Modbus master via RS485 (up to 2 km long)

Features:

- Multi I/O channels— monitoring and control functions
- Connected via RS485 multi-drop
- Selectable communications via Modbus protocol (both RTU and ASCII formats)
- Sensor signals connected at one module (input signals) are transmitted to another module where the signals are re-created as output signals, or passed via serial to a host device such as a PLC or SCADA system
- Connect to WI-I/O 9 wireless I/O units for up to 31 serial addresses per wireless unit
- Connect WI-I/O-EX-1-S units together to form a serial multi-drop I/O system – up to 32 serial addresses per multi-drop link—no Master device is required to control communications
- Connect up to 99 x WI-I/O-EX-1-S units as multi-drop Modbus I/O (RS485 extenders/isolators required for more than 31 units per single multi-drop length)
- RS485 multi-drop up to 2 km (1 mile) depending on installation environment
- Three I/O versions available

Type	Description	Temperature Range	Part No.
WI-I/O-EX-1-S-11	Wireless Expansion 16DI/16DO/4PI/8PO	-40°C to +70°C	6720005038
WI-I/O-EX-1-S-12	Wireless Expansion 8DI/8DO/8AI/8PO	-40°C to +70°C	6720005039
WI-I/O-EX-1-S-13	Wireless Expansion 8DO/8DI/8AO/8PO	-40°C to +70°C	6720005040



Ultra Long Distance Wireless Ethernet Modems

These are licensed wireless Ethernet modems which provide powerful, long range communications for difficult to reach locations. Flexible options include either a 315 to 512MHz (WI-MOD-450-E-5W) or 928-960MHz (WI-MOD-900-E-5W) versions.

- With 5 watts of transmit power, their effective line-of-sight range is 40 miles
- Provide dynamic network optimization and intelligent routing
- Wide operating temperature ratings from -30°C to +60°C
- Can operate simultaneously as an Ethernet modem and Serial Server
- Spanning tree (self-healing) support with deterministic AP to AP mesh network redundancy
- Web based configurable for both Access Point/Client and Bridge/Router configurations

Type	Description	Temperature Range	Part No.
WI-MOD-450-E-5W	315-512MHz Licensed Ethernet Modem	-30° to +60°C	6720005017
WI-MOD-950-E-5W	928-960MHz Licensed Ethernet Modem	-30° to +60°C	6720005018



Serial Data Modems

Wireless Serial Modem is an RS232 or RS485 data modem that enables cost effective, two-way communications between serial devices such as PLCs, RTUs, and other industrial machinery to host monitoring and control systems. Designed with a long range, license-free 900MHz or 2.4GHz wireless transceiver, the serial modems deliver high performance in a compact DIN-rail or panel mount form factor ideally suited for integrated industrial applications.

- License-free operation in North and South America
- Wireless data up to 500 Kb/s
- 902-928MHz, 1W frequency hopping spread spectrum
- 2.4GHz, 100mW frequency hopping spread spectrum

Type	Description	Temperature Range	Part No.
WI-MOD-9-SER-D	Multihop Serial 900MHz Modem	-40°C to +70°C	6720005055
WI-MOD-24-SER-D	Multihop Serial 2.4MHz Modem	-40°C to +70°C	6720005056
WI-MOD-9-D	Serial 900MHz Modem	-40°C to +70°C	6720005050



Unlicensed Industrial Ethernet Modems

The Weidmuller Wireless Ethernet Modems are a robust, license-free wireless 802.11 compliant transceiver capable of high bandwidth communications. They are optimized for throughputs of up to 108Mbps which provides robust and secure two-way wireless communications in challenging indoor and outdoor environments typical of industrial monitoring and control applications.

The Weidmuller modems offer node to node deterministic mesh network repeatability for further range and multiple channel spacing options to increase network scalability. Integrated Modbus server capability allows seamless I/O expansion through the use of WI-I/O-EX-1-S Expansion units.

Type	Description	Temperature Range	Part No.
WI-MOD-945-E	DSSS 900MHz 630mW Ethernet Modem	-40°C to +70°C	6720005015
WI-MOD-945-E-H	DSSS 900MHz 1W Ethernet Modem	-40°C to +70°C	6720005016
WI-MOD-9-E	FHSS 900MHz Ethernet Modem	-40°C to +70°C	6720005051
WI-MOD-E-G	2.4GHz 4000mW Ethernet Modem	-40°C to +70°C	6720005054
WI-MOD-E-A	5.8GHz 400mW Ethernet Modem	-40°C to +70°C	6720005057



	6720005054 WI-MOD-E-G	6720005057 WI-MOD-E-A	1242110000 IE-WL-AP-BR-CL-ABG-US	6720005015 WI-MOD-945-E	6720005051 WI-MOD-9-E
Frequency	2.412 - 2.472GHz	5.18 - 5.825GHz ¹	2.4GHz / 5.8GHz	902-928MHz ¹	902 - 928MHz ¹
Modulation	802.11b/g + OFDM	802.11a + OFDM	802.11 a/b/g	802.11 g + OFDM	802.11-FHSS
TX Power	15 - 400mW ²	15 - 400mW ²	15-100mW	15 - 1000mW	100mW - 1W ²
Data Rate	108Mbps	108Mbps	54Mbps	54Mbps	200kbps
WDS (AP-AP)	Yes	Yes	Yes	Yes	No
Self Heal (Spanning Tree)	Yes	Yes	Yes	Yes	Yes
Serial Client/ Server/ Multicast	Yes	Yes	Yes	Yes	Yes
Encryption Security Level (Maximum level highlighted)	WPA2 /802.11i	WPA2 /802.11i	WPA / WPA2/802.1X	WPA2/802.11i	128 bit AES Encryption
MAC / IP Filtering	Yes	Yes	Yes	Yes	Yes
Network Function	AP /Client Bridge /Router	AP /Client Bridge /Router	AP /Client /Bridge	AP /Client Bridge /Router	AP /Client Bridge /Router
Online Diagnostics	Yes	Yes	Yes	Yes	Yes
Online Configuration	Yes	Yes	Yes	Yes	Yes

¹Frequency availability - country regulatory dependant.

²Configurable TX Power option available - country regulations apply.

Cellular Routers

Maximum security with the Industrial Ethernet Router.

Communication networks used for office applications and automation are converging. The advantages that result from this process are put into practice more and more frequently because they make procedures more transparent and facilitate data exchange substantially.

Weidmüller's Industrial Ethernet Router ensures that different networks interoperate in unison and with top-level security.

Type	Description	Temperature Range	Part No.
IE-SR-2GT-UMTS/3G	LAN/WAN router with integrated UMTS/HSPA+ modem	-20°C to +70°C	1345250000
3G MODEM RS232 2DI 2DO 2AI 2AO	LAN/WAN router	-30°C to +70°C	615M-1



Antennas

900MHz Antennas

Whip and Dipole

Gain	Type	Frequency Range	Part No.
-2dBd	WI-ANT-DPL-DG900-1	900-930MHz	6720005086
0dBd	WI-ANT-DPL-0-16	853-930MHz	6720005080
3dBd	WI-ANT-900MHZ-3DBSTUBMAG	896-940MHz	6720005230
3dBd	WI-ANT-0.9/2.4GHZ-3/4DBMOBILE	902-928MHz (Dual Band)	6720005276

Omni

Gain	Type	Frequency Range	Part No.
0dBd	WI-ANT-900MHZ-0DBOMNINF	902-925MHz	6720005233
3dBd	WI-ANT-900MHZ-3DBOMNINF	902-925MHz	6720005234
5dBd	WI-ANT-900MHZ-5DBOMNINF	902-925MHz	6720005235
7dBd	WI-ANT-900MHZ-7DBOMNINF	902-925MHz	6720005236
3dBd	WI-ANT-950MHz-3dbdOMNINF	890-960MHz	6720005273
5dBd	WI-ANT-950MHz-5dbdOMNINF	890-960MHz	6720005274
7dBd	WI-ANT-950MHz-7dbdOMNINF	890-960MHz	6720005275

Directional

Gain	Type	Frequency Range	Part No.
3dBd	WI-ANT-900MHZ-3DBYAGINF	890-960MHz	6720005219
6.5dBd	WI-ANT-900MHZ-6.5DB-2`YAGINF	890-960MHz	6720005221
10dBd	WI-ANT-900MHZ-10DB-2`YAGINF	890-960MHz	6720005223
12dBd	WI-ANT-900MHZ-12DB-2`YAGINF	890-960MHz	6720005225
14dBd	WI-ANT-900MHZ-14DB-2`YAGINF	890-960MHz	6720005226



Antennas - continued

2.4GHz Antennas

Whip and Dipole

Gain	Type	Frequency Range	Part No.
3dBi	WI-ANT-24GHZ-3DB FOR MAG BASE	2.2-2.9GHz	6720005208
4dBd	WI-ANT-0.9/2.4GHZ-3/4DB MOBILE	2.4-2.5GHz (Dual Band)	6720005276

Omni

Gain	Type	Frequency Range	Part No.
4dBi	WI-ANT-24GHZ-4DB OMNI NF	2.4-2.5GHz	6720005200
6dBi	WI-ANT-24GHZ-6DB OMNI NF	2.4-2.5GHz	6720005201
6dBi	IE-ANT-O-BG-360-6-NF	2.4-2.5GHz	1367090000
7dBi	IE-ANT-O-ABG-360-7-NF	2.4-5.8GHz (Dual Band)	1367130000
8dBi	WI-ANT-24GHZ-8DB OMNI NF	2.4-2.5GHz	6720005204
10dBi	WI-ANT-24GHZ-10DB OMNI NF	2.4-2.5GHz	6720005202
12dBi	WI-ANT-24GHZ-12DB OMNI NF	2.4-2.5GHz	6720005203

Directional

Gain	Type	Frequency Range	Part No.
9dBi	IE-ANT-P-ABG-75-9-NF	2.4-5.8GHz (Dual Band)	1367140000
9dBi (60°)	WI-ANT-24GHZ-9DB DFP 2'NF	2.3-2.5GHz	6720005212
10dBi	WI-ANT-24GHZ-10DB YAGI NF	2.4-2.5GHz	6720005205
13dBi (35°)	WI-ANT-24GHZ-13DB DFP 2'NF	2.3-2.5GHz	6720005213
14dBi	WI-ANT-24GHZ-14DB YAGI NF	2.4-2.5GHz	6720005206
18dBi (18°)	WI-ANT-24GHZ-18DB DFP 2'NF	2.3-2.5GHz	6720005214



5.8GHz Antennas

Whip and Dipole

Gain	Type	Frequency Range	Part No.
4dBi	WI-ANT-5.8GHZ-4DB MOBILE	4.9-5.9GHz	6720005278

Omni

Gain	Type	Frequency Range	Part No.
5dBi	IE-ANT-O-AH-360-5-NF	5.1-5.875GHz	1367120000
7dBi	IE-ANT-O-ABG-360-7-NF	2.4-5.8GHz (Dual Band)	1367130000
7dBi	WI-ANT-5.8GHZ-7DB OMNI NF	5.15-5.875GHz	6720005283
10dBi	WI-ANT-5.8GHZ-10DB OMNI NF	5.15-5.875GHz	6720005284

Directional

Gain	Type	Frequency Range	Part No.
9dBi	IE-ANT-P-ABG-75-9-NF	2.4-5.8GHz (Dual Band)	1367140000
9dBi	WI-ANT-5.8GHZ-9DB DFP 2'NF	4.9-5.85GHz	6720005280
11dBi	WI-ANT 5.8GHZ 11DB FLAT PATCH	5.7-5.875GHz	6720005130
13dBi	WI-ANT-5.8GHZ-13DB DFP 2'NF	4.9-5.85GHz	6720005281
18dB / 20dB	WI-ANT-5.8GHZ-20DB DFP 2'NF	4.9-5.85GHz	6720005282



Antennas - continued

300-500MHz Antennas

Omni

Gain	Type	Frequency Range	Part No.
5dBd	WI-ANT-440MHZ-5DB OMNI NF	430-470MHz	6720005439
3dbd	WI-ANT-450MHZ-3DB OMNI NF	450-460MHz	6720005440
5dBd	WI-ANT-450MHZ-5DB OMNI NF	450-460MHz	6720005436

Directional

Gain	Type	Frequency Range	Part No.
10dBd	WI-ANT-390MHz-10dbdYAGINF	375-403MHz	6720005441
6.5dBd	WI-ANT-420MHz-6dbdYAGINF	406-440MHz	6720005442
6.5dBd	WI-ANT-470MHz-6dbdYAGINF	440-490MHz	6720005444
9dBd	WI-ANT-470MHz-9dbdYAGINF	470-512MHz	6720005446

Cellular Band Antennas

Whip and Dipole

Gain	Type	Frequency Range	Part No.
0dBi	WI-ANT-GSM-STUB-SMA	806-960/1710-2170MHz	6720005452
2dBi	WI-ANT-GSM-2DB LP	824-896MHz / 1710-1990MHz	6720005451
3dBi	WI-ANT-GSM-LTE-3DB MOBILE	698-2700MHz	6720005450

Omni

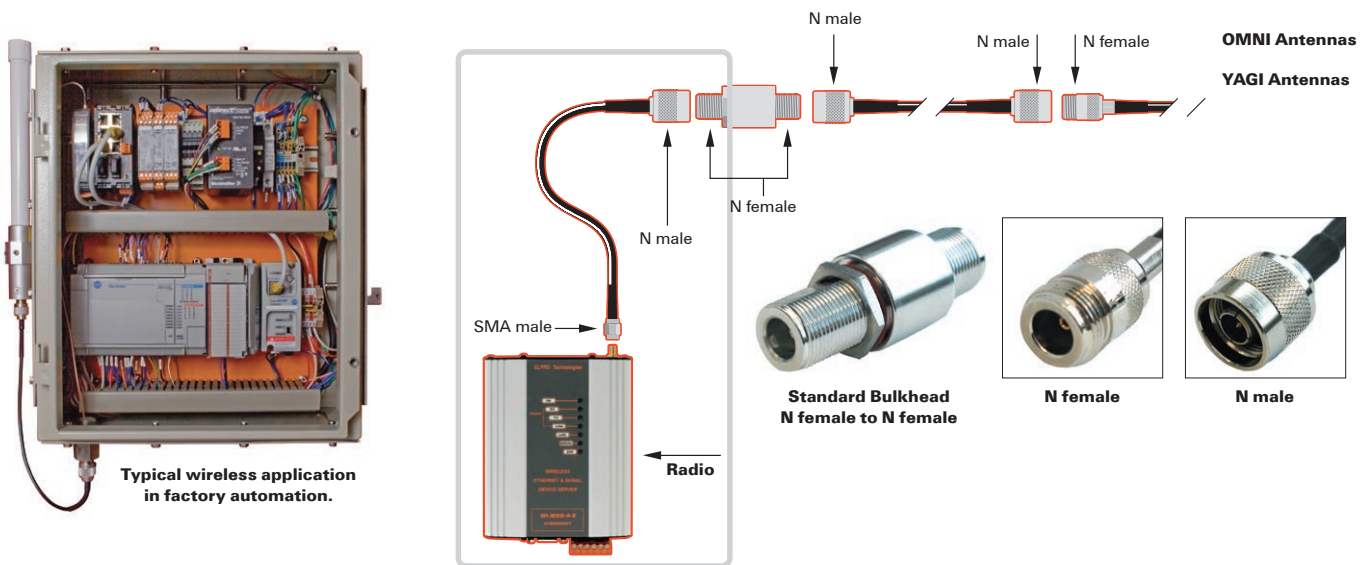
Gain	Type	Frequency Range	Part No.
2dBi	IE-ANT-3G-806-2170-2-NF	806-960/ 1710-2170MHz	1491160000
4dBi	IE-ANT-3G-806-2500-4-NF	806-960/ 1710-2170MHz	1491170000



Accessories

Cable Length (ft)	Connector Type	dB Loss 900MHz	dB Loss 2.4GHz	dB Loss 5.8GHz	Cable Type	Type	Part No.
1	SMA male - SMA male	0.1	0.2	0.3	PFP 195	WI-ACC-TYP195-1FT SMA M-SMA M	6720005243
2	SMA male - SMA male	0.2	0.4	0.7	PFP 195	WI-ACC-TYP195-2FT SMA M-SMA M	6720005244
3	SMA male - SMA male	0.3	0.6	1.0	PFP 195	WI-ACC-TYP195-3FT SMA M-SMA M	6720005245
1	SMA male - N male	0.1	0.2	0.3	PFP 195	WI-ACC-TYP195-1FT SMA M-NM	6720005270
2	SMA male - N male	0.2	0.4	0.7	PFP 195	WI-ACC-TYP195-2FT SMA M-NM	6720005260
3	SMA male - N male	0.4	0.6	1.0	PFP 195	WI-ACC-TYP195-3FT SMA M-NM	6720005259
10	SMA male - N male	1.2	2.0	3.4	PFP 400	WI-ACC-TYP400-10FT SMA M-NM	6720005240
25	SMA male - N male	2.8	4.8	8.2	PFP 400	WI-ACC-TYP400-25FT SMA M-NM	6720005241
40	SMA male - N male	4.5	7.7	13.1	PFP 400	WI-ACC-TYP400-40FT SMA M-NM	6720005242
1	N male - N male	0.1	0.2	0.2	PFP 400	WI-ACC-TYP195-1FT NM-NM	6720005246
2	N male - N male	0.2	0.4	0.4	PFP 400	WI-ACC-TYP195-2FT NM-NM	6720005247
3	N male - N male	0.3	0.6	0.6	PFP 400	WI-ACC-TYP195-3FT NM-NM	6720005248
10	N male - N male	0.4	0.7	1.1	PFP 400	WI-ACC-TYP400-10FT NM-NM	6720005251
25	N male - N male	1.0	1.7	2.7	PFP 400	WI-ACC-TYP400-25FT NM-NM	6720005252
40	N male - N male	1.6	2.7	4.3	PFP 400	WI-ACC-TYP400-40FT NM-NM	6720005253
55	N male - N male	2.1	3.7	5.9	PFP 400	WI-ACC-TYP400-55FT NM-NM	6720005254
75	N male - N male	3.0	5.2	8.1	PFP 400	WI-ACC-TYP400-75FT NM-NM	6720005255
100	N male - N male	3.8	6.7	10.8	PFP 400	WI-ACC-TYP400-100FT NM-NM	6720005256
200	N male - N male	5.0	9.6	N/A	PFP 600	WI-ACC-TYP600-200FT NM-NM	6720005257

Enclosure with Standard Bulkhead and Surge Arrestor



Surge Protection and Bulkhead Mounts

Description	For use with	Type	Part No.
125-1000MHz Surge Polyphaser N female - N female	Bulkhead & Surge \leq 1GHz	WI-ACC-125-1000MHZ SURGE NF-NF	6720005261
2-6GHz Surge Polyphaser N female - N female	Bulkhead & Surge \geq 2GHz	WI-ACC-2-6GHZ SURGE NF-NF	6720005262
Bulkhead Adapter N female - N female	Bulkhead	WI-ACC-BULK-ADAPT NF-NF	6720005250
Bulkhead Adapter SMA female - SMA female	Bulkhead	WI-ACC-BULK SMA F - SMA F	6720005296
Class 1 Division 1 Bulkhead SMA male - SMA female	Bulkhead	WI-ACC-BULK-C1D1 SMA M - SMA M	6720005298
Class 1 Division 1 Bulkhead SMA male - N male	Bulkhead	WI-ACC-BULK-C1D1 SMA M - NM	6720005299
SMA male to SMA female <2.5GHz (direct radio connection)	2.4GHz & 900MHz antennas	WI-DIV-CCMA	6720005111



Index by Part Number

Part Number	Description	Page	Part Number	Description	Page	Part Number	Description	Page
011000000			0251311673	CLI C 2-4 GE/SW S MP	88	0253411514	CLI C 3-6 GE/SW 4 MP	88
0117500000	TS 15/LL	110	0251311676	CLI C 2-4 GE/SW T MP	88	0253411517	CLI C 3-6 GE/SW 5 MP	88
0117960000	AP SAK 4/SAK 10,PA,BG	108	0251311679	CLI C 2-4 GE/SW U MP	88	0253411520	CLI C 3-6 GE/SW 6 MP	88
012000000			0251311681	CLI C 2-4 GE/SW V MP	88	0253411523	CLI C 3-6 GE/SW 7 MP	88
0122800000	TS 32 x 5	110	0251311683	CLI C 2-4 GE/SW W MP	88	0253411526	CLI C 3-6 GE/SW 8 MP	88
0123600000	QL 2 FOR SAK 35,2 POLE	109	0251311687	CLI C 2-4 GE/SW X MP	88	0253411529	CLI C 3-6 GE/SW 9 MP	88
0124300000	H 16/15	118	0251311696	CLI C 2-4 GE/SW Y MP	88	0253411637	CLI C 3-6 GE/SW A MP	88
0124400000	H 25/15	118	0251311698	CLI C 2-4 GE/SW Z MP	88	0253411639	CLI C 3-6 GE/SW B MP	88
0124700000	H 6/15	118	0251311747	CLI C 2-4 GE/SW PET. MP	88	0253411641	CLI C 3-6 GE/SW C MP	88
0124800000	H 10/15	118	0252111502	CLI C 02-3 GE/SW O MP	88	0253411643	CLI C 3-6 GE/SW D MP	88
013000000			0252111505	CLI C 02-3 GE/SW 1 MP	88	0253411645	CLI C 3-6 GE/SW E MP	88
0130160000	TW FOR SAK 4/6N/10,PA,BG	108	0252111508	CLI C 02-3 GE/SW 2 MP	88	0253411647	CLI C 3-6 GE/SW F MP	88
017000000			0252111511	CLI C 02-3 GE/SW 3 MP	88	0253411649	CLI C 3-6 GE/SW G MP	88
0172160000	SAKR/35	108	0252111514	CLI C 02-3 GE/SW 4 MP	88	0253411651	CLI C 3-6 GE/SW H MP	88
018000000			0252111517	CLI C 02-3 GE/SW 5 MP	88	0253411653	CLI C 3-6 GE/SW I MP	88
0186100000	H 2.5/12	118	0252111520	CLI C 02-3 GE/SW 6 MP	88	0253411655	CLI C 3-6 GE/SW J MP	88
0186500000	H 1.5/10	118	0252111523	CLI C 02-3 GE/SW 7 MP	88	0253411657	CLI C 3-6 GE/SW K MP	88
019000000			0252111526	CLI C 02-3 GE/SW 8 MP	88	0253411659	CLI C 3-6 GE/SW L MP	88
0190160000	EK 16/35	108	0252111529	CLI C 02-3 GE/SW 9 MP	88	0253411661	CLI C 3-6 GE/SW M MP	88
0191320000	AP FOR SAKS 1/SAKS 3.KRG,BN	108	0252111637	CLI C 02-3 GE/SW A MP	88	0253411663	CLI C 3-6 GE/SW N MP	88
0191900000	H 6/12	118	0252111639	CLI C 02-3 GE/SW B MP	88	0253411665	CLI C 3-6 GE/SW O MP	88
020000000			0252111641	CLI C 02-3 GE/SW C MP	88	0253411667	CLI C 3-6 GE/SW P MP	88
0206160000	EWK 1 FOR TS 32,PA,BG	110	0252111643	CLI C 02-3 GE/SW D MP	88	0253411669	CLI C 3-6 GE/SW Q MP	88
021000000			0252111645	CLI C 02-3 GE/SW E MP	88	0253411671	CLI C 3-6 GE/SW R MP	88
0211360000	AP SAKR,PA,BG	108	0252111647	CLI C 02-3 GE/SW F MP	88	0253411673	CLI C 3-6 GE/SW S MP	88
0212860000	SAK 6/EN,PA,BG	108	0252111649	CLI C 02-3 GE/SW G MP	88	0253411676	CLI C 3-6 GE/SW T MP	88
0218660000	SAK 2.5/EN,PA,BG	108	0252111651	CLI C 02-3 GE/SW H MP	88	0253411679	CLI C 3-6 GE/SW U MP	88
022000000			0252111653	CLI C 02-3 GE/SW I MP	88	0253411681	CLI C 3-6 GE/SW V MP	88
0222760001	ASK 1EN/SMT 10-60VUC BFI H-	108	0252111655	CLI C 02-3 GE/SW J MP	88	0253411683	CLI C 3-6 GE/SW W MP	88
0224261001	RS F20 LP 2N 5/20 INTERFACE	47	0252111657	CLI C 02-3 GE/SW K MP	88	0253411687	CLI C 3-6 GE/SW X MP	88
0224361001	RS F34 LP 2N 5/34 INTERFACE	47	0252111659	CLI C 02-3 GE/SW L MP	88	0253411689	CLI C 3-6 GE/SW Y MP	88
0224461001	RS F40 LP 2N 5/40 INTERFACE	47	0252111661	CLI C 02-3 GE/SW M MP	88	0253411698	CLI C 3-6 GE/SW Z MP	88
0224561001	RS F50 LP 2N 5/50 INTERFACE	47	0252111663	CLI C 02-3 GE/SW N MP	88	0253411746	CLI C 3-6 GE/SW ET MP	88
0224661001	RS F60 LP 2N 5/60 INTERFACE	47	0252111665	CLI C 02-3 GE/SW O MP	88	026000000		
0224761001	RS F64 LP 2N 5/64 INTERFACE	47	0252111667	CLI C 02-3 GE/SW P MP	88	0267000000	VH 17 FOR SAK 35	109
0224861001	RS F26 LP 2N 5/26 INTERFACE	47	0252111669	CLI C 02-3 GE/SW Q MP	88	0267100000	BS M4X30,ST	109
0224961001	RS F10 LP2N 5/10 INTERFACE	47	0252111671	CLI C 02-3 GE/SW R MP	88	027000000		
0225061001	RS F14 LP2N 5/14 INTERFACE	47	0252111673	CLI C 02-3 GE/SW S MP	88	0271160000	AP FOR SAK 16,PA,BG	108
0225161001	RS F16 LP2N 5/16 INTERFACE	47	0252111676	CLI C 02-3 GE/SW T MP	88	0279560000	AP FOR SAK 2.5/32,PA,BG	108
0225560001	ASK 1EN/SMT 100-250VUC BFI H-	108	0252111679	CLI C 02-3 GE/SW U MP	88	028000000		
023000000			0252111681	CLI C 02-3 GE/SW V MP	88	0282600000	H 0.5/6,22-20AWG,UNINSLTD	118
0236400000	TS 35X15,2M,STEEL,SOLID	110	0252111683	CLI C 02-3 GE/SW W MP	88	0282700000	H 0.75/6,20AWG,UNINSLTD	118
0236500000	TS 35X15,2M,STEEL,SLOTTED	110	0252111687	CLI C 02-3 GE/SW X MP	88	0282800000	H 1.0/10,18AWG,UNINSLTD	118
024000000			0252111688	CLI C 02-3 GE/SW Y MP	88	0282900000	H 10.0/12,8AWG,UNINSLTD	118
0244100000	H 4.0/12,12AWG,UNINSLTD	118	0252111696	CLI C 02-3 GE/SW Z MP	88	029000000		
025000000			0252111698	CLI C 02-3 GE/SW PET. MP	88	0292460000	SCHT 5	110
0251311502	CLI-C 2-4 GE/SW O MP	88	0252611502	CLI C 1-3 GE/SW 0 MP	88	0294000000	STR 5 FOR SCHT 5	110
0251311505	CLI-C 2-4 GE/SW 1 MP	88	0252611505	CLI C 1-3 GE/SW 1 MP	88	030000000		
0251311508	CLI-C 2-4 GE/SW 2 MP	88	0252611508	CLI C 1-3 GE/SW 2 MP	88	0302860000	TW FOR SAK 2.5,PA,BG	108
0251311511	CLI-C 2-4 GE/SW 3 MP	88	0252611511	CLI C 1-3 GE/SW 3 MP	88	0303660000	AP FOR SAK 35/TW FOR SAK 16,	108
0251311514	CLI-C 2-4 GE/SW 4 MP	88	0252611514	CLI C 1-3 GE/SW 4 MP	88	0304360000	TW FOR SAK 35/35N,PA,BG	108
0251311517	CLI-C 2-4 GE/SW 5 MP	88	0252611517	CLI C 1-3 GE/SW 5 MP	88	031000000		
0251311520	CLI-C 2-4 GE/SW 6 MP	88	0252611520	CLI C 1-3 GE/SW 6 MP	88	0317000000	H 25.0/30 BROWN	117
0251311523	CLI-C 2-4 GE/SW 7 MP	88	0252611523	CLI C 1-3 GE/SW 7 MP	88	0317100000	H 25.0/35, BROWN	117
0251311526	CLI-C 2-4 GE/SW 8 MP	88	0252611526	CLI C 1-3 GE/SW 8 MP	88	0317200000	H 35.0/30,2AWG,INS,BEIGE	117
0251311529	CLI-C 2-4 GE/SW 9 MP	88	0252611529	CLI C 1-3 GE/SW 9 MP	88	0317300000	H 35.0/39,2AWG,INS,BEIGE	117
0251311637	CLI-C 2-4 GE/SW A MP	88	0252611637	CLI C 1-3 GE/SW A MP	88	033000000		
0251311639	CLI-C 2-4 GE/SW B MP	88	0252611639	CLI C 1-3 GE/SW B MP	88	0336400000	Q2 FOR DK 4/AKZ 4,2 POLE	109
0251311641	CLI C 2-4 GE/SW C MP	88	0252611641	CLI C 1-3 GE/SW C MP	88	0336700000	Q2 FOR SAK 4,2 POLE	109
0251311643	CLI C 2-4 GE/SW D MP	88	0252611643	CLI C 1-3 GE/SW D MP	88	0337000000	Q2 FOR SAK 2.5,2 POLE	109
0251311645	CLI C 2-4 GE/SW E MP	88	0252611645	CLI C 1-3 GE/SW E MP	88	0337660000	SAK 10/EN**	108
0251311647	CLI C 2-4 GE/SW F MP	88	0252611647	CLI C 1-3 GE/SW F MP	88	0338600000	QL 10 FOR SAK 35 10 POLE	109
0251311649	CLI C 2-4 GE/SW G MP	88	0252611649	CLI C 1-3 GE/SW G MP	88	0339760000	SAK 16/EN	108
0251311651	CLI C 2-4 GE/SW H MP	88	0252611651	CLI C 1-3 GE/SW H MP	88	0339860000	SAK 35/EN	108
0251311653	CLI-C 2-4 YELLOW/BLK I MP	88	0252611653	CLI C 1-3 GE/SW I MP	88	035000000		
0251311655	CLI C 2-4 GE/SW J MP	88	0252611655	CLI C 1-3 GE/SW J MP	88	0359260000	AP FOR DK 4,PA,BG	108
0251311657	CLI C 2-4 GE/SW K MP	88	0252611657	CLI C 1-3 GE/SW K MP	88	036000000		
0251311659	CLI C 2-4 GE/SW L MP	88	0252611659	CLI C 1-3 GE/SW L MP	88	0363660000	DK 4QV/35,PA,BG	108
0251311661	CLI C 2-4 YL/BK M MP	88	0252611661	CLI C 1-3 GE/SW M MP	88	0368600000	Q10 FOR DK 4/AKZ 4,10 POLE	109
0251311663	CLI C 2-4 GE/SW N MP	88	0252611663	CLI C 1-3 GE/SW N MP	88	0368700000	Q10 FOR SAK 2.5,10 POLE	109
0251311665	CLI-C 2-4 YELLOW/BLK O MP	88	0252611665	CLI C 1-3 GE/SW O MP	88	0368800000	Q10 FOR SAK 4,10 POLE	109
0251311667	CLI C 2-4 GE/SW P MP	88	0252611667	CLI C 1-3 GE/SW P MP	88	0368900000	H 35.0/18,2AWG,UNINSLTD	118
0251311669	CLI C 2-4 GE/SW Q MP	88	0252611669	CLI C 1-3 GE/SW Q MP	88	037000000		
0251311671	CLI C 2-4 GE/SW R MP	88	0252611671	CLI C 1-3 GE/SW R MP	88	0372600000	H 1.0/6,18AWG,UNINSLTD	118
			0252611673	CLI C 1-3 GE/SW S MP	88	0372700000	H 1.5/7,16AWG,UNINSLTD	118
			0252611676	CLI C 1-3 GE/SW T MP	88	0373000000	H 2.5/7,14AWG,UNINSLTD	118
			0252611679	CLI C 1-3 GE/SW U MP	88	0373100000	H 4.0/9,12AWG,UNINSLTD	118
			0252611681	CLI C 1-3 GE/SW V MP	88			
			0252611683	CLI C 1-3 GE/SW W MP	88			
			0252611687	CLI C 1-3 GE/SW X MP	88			
			0252611696	CLI C 1-3 GE/SW Y MP	88			
			0252611698	CLI C 1-3 GE/SW Z MP	88			
			0252611747	CLI C 1-3 GE/SW PET. MP	88			
			0253411502	CLI C 3-6 GE/SW 2 MP	88			
			0253411505	CLI C 3-6 GE/SW 1 MP	88			
			0253411508	CLI C 3-6 GE/SW 2 MP	88			
			0253411511	CLI C 3-6 GE/SW 3 MP	88			

Part Number	Description	Page
0375200000	H 16.0/18, 6AWG, UNINSLTD	118
0375300000	H 25.0/18, 4AWG, UNINSLTD	118
0379300000	H 10.0/18,8AWG,UNINSLTD	118

0380000000

0380360000	AP ASK 1,PA,BG	108
0380460000	SAK 2.5/35,PA,BG	108
0380560000	SAK 6/35,PA,BG	108
0380660000	SAK 16/35,PA,BG	108
0380760000	SAK 35/35,SLOT HEAD,PA,BG	108
0382860000	EW 15 FOR TS 15,PA,BG	110
0383400000	TS 35X7.5,2M,STEEL,SOLID	110
0383560000	EW 35 FOR TS 35,PA,BG	95

0400000000

0409500000	H 0.5/12, ORANGE	117
0409600000	H 0.75/13, WH	117
0409700000	H 1.0/12, YL	117

0440000000

0443660000	SAK 4/35,PA,BG	108
0443760000	SAK 10/35,PA,BG	108
0444200000	H 50/37, OLIVE	117

0450000000

0456700000	Q2 FOR SAK 6,2 POLE	109
0457000000	Q10 FOR SAK 6,10 POLE	109
0457100000	Q2 FOR SAK 10,2 POLE	109
0457400000	Q10 FOR SAK 10,10 POLE	109
0457500000	Q2 FOR SAK 16,2 POLE	109
0457800000	Q10 FOR SAK 16,10 POLE	109

0460000000

0461100000	QB 2 FOR 8MM TB,2 POLE	109
0461300000	QB 4 FOR 8MM TB,4 POLE	109
0462900000	H 0.75/14, WH	117
0463000000	H 1.0/14,18AWG,INS,YL (LSE)	117
0463100000	H 1.5/14,16AWG,INS,RED	117
0467460000	SAK 4/EN,PA,BG	108
0468160001	DEKAFIX FW 6.5, MKD 1-50	85
0468160051	DEKAFIX FW 6.5, MKD 51-100	85
0468160101	DEKAFIX FW 6.5, MKD 101-150	85
0468160151	DEKAFIX FW 6.5, MKD 151-200	85
0468160201	DEKAFIX FW 6.5, MKD 201-251	85
0468160251	DEKAFIX FW 6.5, MKD 251-300	85
0468160301	DEKAFIX FW 6.5, MKD 301-350	85
0468160351	DEKAFIX FW 6.5, MKD 351-400	85
0468160401	DEKAFIX FW 6.5, MKD 401-450	85
0468160451	DEKAFIX FW 6.5, MKD 451-500	85
0468260001	DEKAFIX FS 6.5, MKD 1-50	85
0468260051	DEKAFIX FS 6.5, MKD 51-100	85
0468260101	DEKAFIX FS 6.5, MKD 101-150	85
0468260151	DEKAFIX FS 6.5, MKD 151-200	85
0468260201	DEKAFIX FS 6.5, MKD 201-250	85
0468260251	DEKAFIX FS 6.5, MKD 251-300	85
0468260301	DEKAFIX FS 6.5, MKD 301-350	85
0468260351	DEKAFIX FS 6.5, MKD 351-400	85
0468260401	DEKAFIX FS 6.5, MKD 401-450	85
0468260451	DEKAFIX FS 6.5, MKD 451-500	85

0470000000

0473460001	DEKAFIX FW 5, MKD 1-50	85
0473460051	DEKAFIX FW 5, MKD 51-100	85
0473460101	DEKAFIX FW 5, MKD 101-150	85
0473460151	DEKAFIX FW 5, MKD 151-200	85
0473460201	DEKAFIX FW 5, MKD 201-250	85
0473460251	DEKAFIX FW 5, MKD 251-300	85
0473460301	DEKAFIX FW 5, MKD 301-350	85
0473460351	DEKAFIX FW 5, MKD 351-400	85
0473460401	DEKAFIX FW 5, MKD 401-450	85
0473460451	DEKAFIX FW 5, MKD 451-500	85
0473560001	DEKAFIX FS 5, MKD 1-50	85
0473560051	DEKAFIX FS 5, MKD 51-100	85
0473560101	DEKAFIX FS 5, MKD 101-150	85
0473560151	DEKAFIX FS 5, MKD 151-200	85
0473560201	DEKAFIX FS 5, MKD 201-250	85
0473560251	DEKAFIX FS 5, MKD 251-300	85
0473560301	DEKAFIX FS 5, MKD 301-350	85
0473560351	DEKAFIX FS 5, MKD 351-400	85
0473560401	DEKAFIX FS 5, MKD 401-450	85
0473560451	DEKAFIX FS 5, MKD 451-500	85
0474560000	ASK 1 EN,PA,BG	108

Part Number	Description	Page
0480000000		
0482700000	QB 2 FOR 6/6.5MM TB,2 POLE	109
0482900000	QB 4 FOR 6/6.5MM TB,4 POLE	109

0490000000

0492500000	H 16.0/12,6AWG,UNINSLTD	118
------------	-------------------------	-----

0500000000

0501520000	SAKS 1/35,5X25 W/IND,KRG,BN	108
0501620000	SAKS 1/35,5X20,KRG,BN	108
0508400000	STI-S FINE PEN BLK FOR PLOTTER	91
0508401694	STI-S, BLACK DISP WATERPROOF	91

0510000000

0514200000	TS 15X5.5,2M,STEEL,SOLID	110
0514400000	TS 32X15.2M,STEEL,SLOTTED	110
0514500000	TS 35X7.5,2M,STEEL,SLOTTED	110

0520000000

0527660000	DK 4/35	108
------------	---------	-----

0530000000

0533500000	H 6.0/20,10AWG,INS,BK	117
0534200000	H 10.0/21, IVORY	117

0540000000

0542500000	H 0.75/10,20AWG,UNINSLTD	118
------------	--------------------------	-----

0560000000

0565600000	H 1.5/24,16AWG,INS,RED	117
0565700000	H 6.0/26,10AWG,INS,BK	117
0565800000	H 10.0/27, IVORY	117
0565900000	H 16.0/22, GREEN	117
0566000000	H 16.0/28,6AWG,INS,GREEN	117
0567300000	PZ 3 CRIMP TOOL,22-10AWG	114

0590000000

0590160000	DK 4Q/35,PA,BG	108
------------	----------------	-----

0630000000

0635100000	H 1.5/16,16AWG,INS,RED	117
------------	------------------------	-----

0640000000

0648001502	CLI O 10-3 GE/SW 0 MP	88
0648001505	CLI O 10-3 GE/SW 1 MP	88
0648001508	CLI O 10-3 GE/SW 2 MP	88
0648001511	CLI O 10-3 GE/SW 3 MP	88
0648001514	CLI O 10-3 GE/SW 4 MP	88
0648001517	CLI O 10-3 GE/SW 5 MP	88
0648001520	CLI O 10-3 GE/SW 6 MP	88
0648001523	CLI O 10-3 GE/SW 7 MP	88
0648001526	CLI O 10-3 GE/SW 8 MP	88
0648001529	CLI O 10-3 GE/SW 9 MP	88
0648001637	CLI O 10-3 GE/SW A MP	88
0648001639	CLI O 10-3 GE/SW B MP	88
0648001641	CLI O 10-3 GE/SW C MP	88
0648001643	CLI O 10-3 GE/SW D MP	88
0648001645	CLI O 10-3 GE/SW E MP	88
0648001647	CLI O 10-3 GE/SW F MP	88
0648001649	CLI O 10-3 GE/SW G MP	88
0648001651	CLI O 10-3 GE/SW H MP	88
0648001653	CLI O 10-3 GE/SW I MP	88
0648001655	CLI O 10-3 GE/SW J MP	88
0648001657	CLI O 10-3 GE/SW K MP	88
0648001659	CLI O 10-3 GE/SW L MP	88
0648001661	CLI O 10-3 GE/SW M MP	88
0648001663	CLI O 10-3 GE/SW N MP	88
0648001665	CLI O 10-3 GE/SW O MP	88
0648001667	CLI O 10-3 GE/SW P MP	88
0648001669	CLI O 10-3 GE/SW Q MP	88
0648001671	CLI O 10-3 GE/SW R MP	88
0648001673	CLI O 10-3 GE/SW S MP	88
0648001676	CLI O 10-3 GE/SW T MP	88
0648001679	CLI O 10-3 GE/SW U MP	88
0648001681	CLI O 10-3 GE/SW V MP	88
0648001683	CLI O 10-3 GE/SW W MP	88
0648001687	CLI O 10-3 GE/SW X MP	88
0648001696	CLI O 10-3 GE/SW Y MP	88
0648001698	CLI O 10-3 GE/SW Z MP	88
0648001746	CLI O 10-3 GE/SW ET CD	88
0648101502	CLI O 20-3 GE/SW 0 MP	88
0648101505	CLI O 20-3 GE/SW 1 MP	88
0648101508	CLI O 20-3 GE/SW 2 MP	88
0648101511	CLI O 20-3 GE/SW 3 MP	88
0648101514	CLI O 20-3 GE/SW 4 MP	88
0648101517	CLI O 20-3 GE/SW 5 MP	88
0648101520	CLI O 20-3 GE/SW 6 MP	88
0648101523	CLI O 20-3 GE/SW 7 MP	88
0648101526	CLI O 20-3 GE/SW 8 MP	88
0648101529	CLI O 20-3 GE/SW 9 MP	88
0648101637	CLI O 20-3 GE/SW A MP	88
0648101639	CLI O 20-3 GE/SW B MP	88
0648101641	CLI O 20-3 GE/SW C MP	88
0648101643	CLI O 20-3 GE/SW D MP	88
0648101645	CLI O 20-3 GE/SW E MP	88
0648101647	CLI O 20-3 GE/SW F MP	88

0648101649	CLI O 20-3 GE/SW G MP	88
0648101651	CLI O 20-3 GE/SW H MP	88
0648101653	CLI O 20-3 GE/SW I MP	88
0648101655	CLI O 20-3 GE/SW J MP	88
0648101657	CLI O 20-3 GE/SW K MP	88
0648101659	CLI O 20-3 GE/SW L MP	88
0648101661	CLI O 20-3 GE/SW M MP	88
0648101663	CLI O 20-3 GE/SW N MP	88
0648101665	CLI O 20-3 GE/SW O MP	88
0648101667	CLI O 20-3 GE/SW P MP	88
0648101669	CLI O 20-3 GE/SW Q MP	88
0648101671	CLI O 20-3 GE/SW R MP	88
0648101673	CLI O 20-3 GE/SW S MP	88
0648101676	CLI O 20-3 GE/SW T MP	88
0648101679	CLI O 20-3 GE/SW U MP	88
0648101681	CLI O 20-3 GE/SW V MP	88
0648101683	CLI O 20-3 GE/SW W MP	88
0648101687	CLI O 20-3 GE/SW X MP	88
0648101696	CLI O 20-3 GE/SW Y MP	88
0648101698	CLI O 20-3 GE/SW Z MP	88
0648101746	CLI O 20-3 GE/SW ET MP	88

0648201502	CLI O 30-3 GE/SW 0 MP	88
0648201505	CLI O 30-3 GE/SW 1 MP	88
0648201508	CLI O 30-3 GE/SW 2 MP	88
0648201511	CLI O 30-3 GE/SW 3 MP	88
0648201514	CLI O 30-3 GE/SW 4 MP	88
0648201517	CLI O 30-3 GE/SW 5 MP	88
0648201520	CLI O 30-3 GE/SW 6 MP	88
0648201523	CLI O 30-3 GE/SW 7 MP	88
0648201526	CLI O 30-3 GE/SW 8 MP	88
0648201529	CLI O 30-3 GE/SW 9 MP	88
0648201637	CLI O 30-3 GE/SW A MP	88
0648201639	CLI O 30-3 GE/SW B MP	88
0648201641	CLI O 30-3 GE/SW C MP	88
0648201643	CLI O 30-3 GE/SW D MP	88
0648201645	CLI O 30-3 GE/SW E MP	88
0648201647	CLI O 30-3 GE/SW F MP	88
0648201649	CLI O 30-3 GE/SW G MP	88
0648201651	CLI O 30-3 GE/SW H MP	88
0648201653	CLI O 30-3 GE/SW I MP	88
0648201655	CLI O 30-3 GE/SW J MP	88
0648201657	CLI O 30-3 GE/SW K MP	88
0648201659	CLI O 30-3 GE/SW L MP	88
0648201661	CLI O 30-3 GE/SW M MP	88
0648201663	CLI O 30-3 GE/SW N MP	88
0648201665	CLI O 30-3 GE/SW O MP	88
0648201667	CLI O 30-3 GE/SW P MP	88
0648201669	CLI O 30-3 GE/SW Q MP	88
0648201671	CLI O 30-3 GE/SW R MP	88
0648201673	CLI O 30-3 GE/SW S MP	88
0648201676	CLI O 30-3 GE/SW T MP	88
0648201679	CLI O 30-3 GE/SW U MP	88
0648201681	CLI O 30-3 GE/SW V MP	88
0648201683	CLI O 30-3 GE/SW W MP	88
0648201687	CLI O 30-3 GE/SW X MP	88
0648201696	CLI O 30-3 GE/SW Y MP	88
0648201698	CLI O 30-3 GE/SW Z MP	88
0648201746	CLI O 30-3 GE/SW ET MP	88

0660000000

Part Number	Description	Page	Part Number	Description	Page	Part Number	Description	Page
1240920000	IE-SW-BL08T-6TX-2SC	36	1286930000	IE-SW-PL10MT-3GT-7TX	38	1334910000	UR20-FBC-EC	72
1240930000	IE-SW-BL08-6TX-2ST	36	1286940000	IE-SW-PL10MT-1GT-2GS-7TX	38	1334930000	UR20-FBC-MOD-TCP	72
1240940000	IE-SW-VL08MT-8TX	38	1286970000	IE-SW-PL18MT-2GC-16TX	38	1335030000	UR20-PF-O-1DI-SIL	75
1240950000	IE-SW-BL08-7TX-1SCS	36	1286990000	IE-SW-PL18MT-2GC-14TX2SC	38	1335040000	UR20-PF-O-2DI-DELAY-SIL	75
1240970000	IE-SW-VL08MT-6TX-3SC	38	1287000000	IE-SW-PL18MT-2GC-14TX2ST	38	1335050000	UR20-PF-O-2DI-SIL	75
1240980000	IE-SW-VL09T-6TX-3SC	37	1287010000	IE-SW-PL18MT-2GC-14TX2SCS	38	1335060000	UR20-4DI-4DO-P-FSPS	75
1240990000	IE-SW-VL08MT-6TX-2ST	38	1287020000	IE-SW-PL09MT-5GC-4GT	38	1335070000	UR20-8DI-P-FSPS	75
1241000000	IE-SW-VL16-16TX	37	1300000000			1338650000	PJ ADV TINTK INK Y ink cartridge, yellow	91
1241020000	IE-SW-VL08MT-6TX-2SCS	38	1303760000	SCS 24VDC P1 SIL3DS M	70	1338670000	PJ ADV TINTK INK M ink cartridge, magenta	91
1241030000	IE-SW-VL16-14TX-2SC	37	1303890000	SCS 24VDC P1 SIL3DS	70	1338680000	PJ ADV TINTK INK C ink cartridge, cyan	91
1241040000	IE-SW-PL08MT-8TX	38	1304040000	SCS 24VDC P1 SIL3D3 MG3	70	1338690000	PJ ADV TINTK INK K ink cartridge, black	91
1241050000	IE-SW-VL16-14TX-2ST	37	1304960000	DKT 4V/35	108	1338700000	PrintLet ADVANCED 115 V	91
1241070000	IE-SW-PL08MT-6TX-2SC	38	1310000000			1338710000	TNAW PJ ADV ink collector tray	91
1241080000	IE-SW-PL08MT-6TX-2ST	38	1314920000	UR20-FBC-EIP	72	1338720000	PJ ADV TINTK INK SET ink set	91
1241090000	IE-SW-PL08MT-6TX-2SCS	38	1315170000	UR20-4DI-P	72	1338800000	CS 30-20	113
1241100000	IE-SW-PL16M-16TX	38	1315180000	UR20-8DI-P-2W	72	1338810000	CS 22-10	113
1241120000	IE-SW-PL16M-14TX-2SC	38	1315190000	UR20-8DI-P-3W-HD	72	1339610000	IE-CFK-05	36
1241130000	IE-SW-PL16M-14TX-2ST	38	1315200000	UR20-16DI-P	72	1339920000	UR20-SM-ACC	75
1241250000	IE-SW-BL05-5GT	37	1315210000	UR20-16DI-P-PLC-INT	72	1340000000		
1241270000	IE-SW-VL08-8GT	37	1315220000	UR20-4DO-P	73	1341030000	INLAY CC-M 85/54	90
1241280000	IE-SW-VL08-6GT-2GS	37	1315230000	UR20-4DO-P-2A	73	1341040000	INLAY CC-M 27/18	90
1241290000	IE-SW-PL10M-3GT-7TX	38	1315240000	UR20-8DO-P	73	1341050000	INLAY CC-M 85/27	90
1241300000	IE-SW-PL10M-1GT-2GS-7TX	38	1315250000	UR20-16DO-P	73	1341070000	INLAY CC-M 30/60	90
1241320000	IE-SW-PL18M-2GC-16TX	38	1315270000	UR20-16DO-P-PLC-INT	73	1341080000	INLAY CC-M 15/60	90
1241330000	IE-SW-PL18M-2GC-14TX2SC	38	1315350000	UR20-4DI-N	72	1341090000	INLAY CC-M 15/45	90
1241340000	IE-SW-PL18M-2GC-14TX2ST	38	1315370000	UR20-8DI-N-3W	72	1341100000	INLAY CC-M DIA 30	90
1241350000	IE-SW-PL18M-2GC-14TX2SCS	38	1315390000	UR20-16DI-N	72	1341110000	INLAY CC-M UNIVERSAL	90
1241370000	IE-SW-PL09M-5GC-4GT	38	1315400000	UR20-16DI-N-PLC-INT	72	1341120000	Universal Transport Inlay	90
1241390000	IE-SW-PL08M-2TX-4PoE	39	1315410000	UR20-4DO-N	73	1341130000	DKB CC 30/60	90
1241400000	IE-MC-VL-1TX-1SC	40	1315420000	UR20-4DO-N-2A	73	1341140000	DKB CC 27/18	90
1241410000	IE-MC-VL-1TX-1ST	40	1315430000	UR20-8DO-N	73	1341150000	DKB CC 15/60	90
1241420000	IE-MC-VL-1TX-1SCS	40	1315540000	UR20-4RO-SSR-255	73	1341170000	DKB CC 15/45	90
1241430000	EBR-Module RS232	41	1315550000	UR20-4RO-CO-255	73	1341180000	DKB CC DIA 30	90
1241440000	RM-KIT FOR IE SWITCHES	36	1315570000	UR20-1CNT-100-1DO	74	1341630000	DEK 5/8-11.5 MC NE WS	75
1241450000	IE-SFP-1FEMLC-T	41	1315580000	UR20-1CNT-500	74	1344760000	IE-MC-1RS232/485-1SC	40
1241470000	IE-SFP-1FESLC-T	41	1315590000	UR20-2CNT-100	74	1344770000	IE-SW-VL08MT-6TX-2SC	38
1241480000	IE-SFP-1FELLCT	41	1315600000	UR20-2PWM-0.5A	74	1345240000	IE-SW-VL08MT-5TX-1SC-2SCS	38
1241490000	IE-SFP-1GSXLC	41	1315610000	UR20-2PWM-2A	74	1345250000	IE-SR-2GT-UMTS/3G	39
1241500000	IE-SFP-1GLXLC	41	1315620000	UR20-4AI-UI-16	73	1345270000	IE-SR-2GT-LAN	39
1241510000	IE-SFP-1GLXLC	41	1315650000	UR20-8AI-16-HD	73	1346610000	UR20-EBK-ACC	75
1241520000	IE-SFP-1GLHXC	41	1315670000	UR20-8AI-PLC-INT	73	1348330000	SPD II 0 150V/40KA	6
1241530000	IE-SFP-1G10ALC	41	1315680000	UR20-4AO-UI-16	74	1348340000	SPD II 1 150V/40KA	6
1241540000	IE-SFP-1G10BLC	41	1315690000	UR20-4AI-UI-16-DIAG	73	1348350000	SPD II 1 R 150V/40KA	6
1241550000	IE-SFP-1G20ALC	41	1315700000	UR20-4AI-RTD-DIAG	74	1348370000	SPD II 0 280V/40KA	6
1241570000	IE-SFP-1G20BLC	41	1315710000	UR20-4AI-TC-DIAG	74	1348380000	SPD II 1 280V/40KA	6
1242080000	IE-CS-2TX-1RS232/485	40	1315720000	UR20-8AI-16-DIAG-HD	73	1348390000	SPD II 1 R 280V/40KA	6
1242090000	IE-CS-2TX-2RS232/485	40	1315730000	UR20-4AO-UI-16-DIAG	74	1348400000	SPD II 0 400V/40KA	6
1242110000	IE-WL-AP-BR-CL-ABG-US	128	1315770000	UR20-ES	75	1348420000	SPD II 1 400V/40KA	6
1244690000	SDI SL 1.2x6.5x150	120	1318100000	SDIR 1 x 100	121	1348430000	SPD II 1 R 400V/40KA	6
1247290000	WDK 2.5/TR-DU	94	1318110000	SDIR 2 x 200	121	1348440000	SPD II 0 550V/40KA	6
1247420000	WDK 2.5/TR-DU-PE	94	1318510000	TSD 35	110	1348450000	SPD II 1 550V/40KA	6
1250000000			1319270000	SCS 24VDC P2 SIL3DSE5	71	1348470000	SPD II 1 R 550V/40KA	6
1251070000	CP A BATTERY 24 V DC 3,4 Ah	56	1319280000	SCS 24VDC P2SIL3ES	71	1360000000		
1251080000	CP A BATTERY 24 V DC 7,2 Ah	56	1320000000			1362930000	WMF 2.5 DI BLZ PE w/o Lever	106
1251090000	CP A BATTERY 24 V DC 12 Ah	56	1323710000	PM 2.7/2.6 MC NE WS	75	1362950000	IE-MC-1RS232/485-1ST	40
1251110000	CP A BATTERY 24 V DC 17 Ah	56	1327600000	CC-M 85/54 AL	90	1367090000	IE-ANT-O-BG-360-6-NF	129
1251220000	CP DC BUFFER 24 V 20 A	56	1327620000	CC-M 85/54 ST	90	1367120000	IE-ANT-O-AH-360-5-NF	130
1270000000			1327630000	CC-M 27/18 AL	90	1367130000	IE-ANT-O-ABG-360-7-NF	129
1274660000	SDI SL 0.6x35x100	120	1327640000	CC-M 27/18 ST	90	1367140000	IE-ANT-P-ABG-75-9-NF	130
1274670000	SDI SL 0.8x4.0x100	120	1327650000	CC-M 85/27 AL	90	1370000000		
1274680000	SDI SL 1.0x4.5x125	120	1327670000	CC-M 85/27 ST	90	1370040010	CP DC UPS 24 V 40 A	56
1274710000	SDIK SL PH1	120	1327680000	CC-M 30/60AL	90	1370050010	CP DC UPS 24 V 20A/10 A	56
1274720000	SDIK SL PH2	120	1327690000	CC-M 30/60ST	90	1375450000	ACT20M-BAI-AO-S	82
1274730000	SDIK SL PZ1	120	1327700000	CC-M 15/60AL	90	1375470000	ACT20M-BAI-2AO-S	82
1274740000	SDIK SL PZ2	120	1327720000	CC-M 15/60ST	90	1375480000	ACT20M-TCI-AO-S	82
1274750000	SDIS SL 2.5-5.5/PH1/2	120	1327730000	CC-M 15/45 AL	90	1375500000	ACT20M-TCI-AO-E-S	82
1280000000			1327740000	CC-M 15/45 ST	90	1375510000	ACT20M-RTI-AO-S	82
1282490000	ACT20-Feed-in-Basic-S	82	1327750000	CC-M DIA 30 AL	90	1375520000	ACT20M-RTI-AO-E-S	82
1283470000	Rail Cap (7.5)	110	1327770000	CC-M DIA 30 ST	90	1390000000		
1283480000	Rail Cap (15)	110	1327780000	SFX-M 11/60 AL	90	1390400000	CC-M 18/52 2X3 AL	90
1285830000	IE-CST-2TX-1RS232/485	40	1327790000	SFX-M 11/60 ST	90	1390430000	INLAY CC-M 18/52	90
1285840000	IE-CST-2TX-2RS232/485	40	1327800000	CC-M 85/54 4x3 AL	90	1394390000	UR20-4AI-UI-12	73
1286530000	IE-SW-BL05T-4TX-1SCS	36	1327820000	CC-M 85/54 4x3 ST	90	1394400000	UR20-8DI-P-3W	72
1286540000	IE-SW-BL05T-4TX-1ST	36	1327830000	CC-M 85/27 2x3 AL	90	1394420000	UR20-4DO-PN-2A	73
1286550000	IE-SW-BL05T-4TX-1SC	36	1327840000	CC-M 85/27 2x3 ST	90	1397160000	AP FOR DK 4 Q,PA,BG	108
1286560000	IE-SW-BL08T-8TX	36	1327850000	CC-M 30/60 2x3 AL	90	1400000000		
1286570000	IE-SW-BL08T-6TX-2ST	36	1327870000	CC-M 30/60 2x3 ST	90	1406930000	CP A BATTERY 24 V DC 1,3 Ah	56
1286580000	IE-SW-BL08T-7TX-1SCS	36	1327880000	CC-M 15/60 2x3 AL	90	1410000000		
1286590000	IE-SW-VL16T-16TX	37	1327890000	CC-M 15/60 2x3 ST	90	1412070000	IE-SW-BL08-7TX-1SC	36
1286610000	IE-SW-VL16T-14TX-2SC	37	1327900000	CC-M 15/45 2x3 AL	90	1412080000	IE-SW-BL08T-7TX-1SC	36
1286620000	IE-SW-VL16T-14TX-2ST	37	1327920000	CC-M 15/45 2x3 ST	90	1412090000	IE-SW-BL08-7TX-1ST	36
1286780000	IE-SW-PL08MT-8TX	38	1330000000			1412100000	IE-SW-BL08T-7TX-1ST	36
1286790000	IE-SW-PL08MT-6TX-2SC	38	1334710000	UR20-PF-I	74	1412110000	IE-SW-BL08-6TX-2SCS	36
1286800000	IE-SW-PL08MT-6TX-2ST	38	1334740000	UR20-PF-O	74	1412120000	IE-SW-BL08T-6TX-2SCS	36
1286810000	IE-SW-PL08MT-6TX-2SCS	38	1334770000	UR20-16AUX-I	74	1415670000	CC-M 58/35 2x3 ST	90
1286820000	IE-SW-PL16MT-16TX	38	1334780000	UR20-16AUX-O	74	1415680000	CC-M 70/48 2x3 ST	90
1286830000	IE-SW-PL16MT-14TX-2SC	38	1334790000	UR20-16AUX-FE	74	1415710000	CC-M 58/35 2x3 AL	90
1286840000	IE-SW-PL16MT-14TX-2ST	38	1334800000	UR20-16AUX-GND-I	74	1415720000	CC-M 70/48 2x3 AL	90
1286850000	IE-SW-BL05T-5GT	37	1334810000	UR20-16AUX-GND-O	74	1415730000	CC-M 58/35 ST	90
1286860000	IE-SW-VL08T-8GT	37	1334820000	UR20-FBC-PB-DT	72	1415740000	CC-M 70/48 ST	90
1286870000	IE-SW-VL08T-6GT-2GS	37	1334880000	UR20-FBC-PN-IRT	72			
1286880000	IE-MC-VLT-1TX-1SC	40	1334890000	UR20-FBC-CAN	72			
1286890000	IE-MC-VLT-1TX-1ST	40	1334900000	UR20-FBC-DN	72			
1286900000	IE-MC-VLT-1TX-1SCS	40						

Part Number	Description	Page	Part Number	Description	Page	Part Number	Description	Page
1415750000	CC-M 58/35 AL	90				1609810000	DEK 5/5 MC BEDRUCKT PRT WHITE	86
1415770000	CC-M 70/48 AL	90				1609820000	DEK 5/6 MULTI CARD	86
1415940000	INLAY CC-M 70/48	90				1609830000	DEK 5/6 MC SPECIAL PRINT WHITE	86
1415950000	INLAY CC-M 58/35	90				1609840000	DEK 5/6.5 MULTI CARD	86
1420000000			1500000000			1609850000	DEK 5/6.5 MC SPC PRINT WHITE	86
1422560000	SFX-M 11/60-5 AL	90	1500150000	CC-M 10/30 2X2.5 ST	90	1609860000	WS 12/5 MULTI CARD	86
1422570000	SFX-M 11/60-5 ST	90	1500170000	CC-M 27/70 2X3 AL	90	1609870000	WS 12/5 MC SPC PRINT WHITE	86
1426210000	Ribbon HSS HF EL 40/300	92	1500190000	CC-M 27/70 2X3 ST	90	1609900000	WS 12/6 MC BLANK WHITE	86
1429430000	ESO UR20 DIN A4 WS	75	1500200000	CC-M 43/70 AL	90	1609910000	WS 12/6 MC SPC PRINT WHITE	86
1430000000			1500220000	CC-M 43/70 ST	90	1609920000	WS 12/6.5 MULTI CARD	86
1435590000	ACT20M-RTCI-CO-OLP-S	82	1500230000	SFX-M 12/40-5 AL	90	1609930000	WS 12/6.5 MC SPC PRINT WHITE	86
1435610000	ACT20M-RTCI-CO-EOLP-S	82	1500240000	SFX-M 12/40-5 ST	90	1609940000	ESG 9/20 MC NEUTRAL	89
1440000000			1500250000	SFX-M 17/60-5 AL	90	1609950000	ESG 9/20 MC BEDRUCKT	89
1444050000	PZ 6 Roto L	114	1500270000	SFX-M 17/60-5 ST	90	1610000000		
1445070000	PZ 10 HEX	114	1500290000	INLAY CC-M 27/70	90	1610000000	ZS 10/5 MC NEUTRAL	86
1445080000	PZ 10 SQR	114	1500300000	INLAY CC-M 43/70	90	1610010000	ZS 10/5 MC SPC PRINT WHITE	86
1460000000			1500320000	INLAY CC-M 12/40	90	1610020000	ZS 12/6 MC NEUTRAL	86
1460140000	UR20-2DI-P-TS	72	1500330000	INLAY CC-M 17/60	90	1610030000	ZS 12/6 MC SPC PRINT WHITE	86
1460150000	UR20-4DI-P-TS	72	1500340000	INLAY CC-M 17/60	90	1616400000	ZSI 2.5	100
1463520000	TIA F10	60	1500340000	DKB CC 43/70	90	1616410000	ZSI 2.5 LD-250V	100
1463520000	TIA F10	66	1504210000	IE-SW-BL06-4PoE-2SC	37	1616420000	ZSI 2.5 LD-120V	100
1463530000	TIA SUBD15S	60	1504280000	IE-SW-VL05M-5TX	38	1616430000	ZSI 2.5 LD-48V	100
1463530000	TIA SUBD15S	66	1504310000	IE-SW-VL05MT-5TX	38	1616440000	ZSI 2.5 LD-24V	100
1463540000	TIAL F10	60	1504320000	IE-SW-BL05-1GT-4GTPoE	37	1616460000	ZSI 2.5/2	100
1463540000	TIAL F10	66	1504340000	IE-SW-BL05T-1GT-4GTPoE	37	1616470000	ZSI 2.5/2 LD-24V	100
1463550000	TIAL F20	60	1504360000	IE-SW-BL05-1GS-4GTPoE	37	1616480000	ZSI 2.5/2 LD-48V	100
1463550000	TIAL F20	66	1505350000	CC-M 18/52 2X3 ST	90	1616490000	ZSI 2.5/2 LD-110V	100
1463870000	CC-M 27/18 2X3 AL	90	1505760000	HSS 0.8 - 2.4 EL Y 30M	92	1616500000	ZSI 2.5/2 LD-250V	100
1463880000	CC-M 27/18 2X3 ST	90	1505770000	HSS 1.0 - 3.2 EL Y 30M	92	1620000000		
1468880000	STRIPAX ULTIMATE	112	1505780000	HSS 1.6 - 4.8 EL Y 30M	92	1627850000	ZQV 6/2	101
1469340000	UR20-PG0.35	75	1505790000	HSS 2.1 - 6.4 EL Y 30M	92	1627870000	ZQV 6/4	101
1469470000	PRO ECO 72W 24V 3A	51	1505800000	HSS 3.2 - 9.5 EL Y 30M	92	1630000000		
1469480000	PRO ECO 120W 24V 5A	51	1505810000	HSS 4.2 - 12.7 EL Y 30M	92	1630070001	KSW 2.5 16/5W 1-16	85
1469490000	PRO ECO 240W 24V 10A	51	1505820000	HSS 6.4 - 19.1 EL Y 30M	92	1630100001	KSW 2.5 8/5.08 1-8	85
1469510000	PRO ECO 480W 24V 20A	51	1505830000	HSS 8.5 - 25.4 EL W 30M	92	1630140001	KSW412/7.51-12	85
1469520000	PRO ECO 960W 24V 40A	51	1505840000	HSS 1.0 - 3.2 EL W 30M	92	1630150001	KSW 4 16/3.5W 1-16	85
1469530000	PRO ECO3 120W 24V 5A	51	1505850000	HSS 1.6 - 4.8 EL W 30M	92	1630160001	KSW 4 16/5.08 1-16	85
1469540000	PRO ECO3 240W 24V 10A	51	1505860000	HSS 2.1 - 6.4 EL W 30M	92	1630180001	KSW 4 24/5.08 1-24 (15X)	85
1469550000	PRO ECO3 480W 24V 20A	51	1505870000	HSS 3.2 - 9.5 EL W 30M	92	1630190001	KSW 4 8/3.5W 1-8	85
1469560000	PRO ECO3 960W 24V 40A	51	1505880000	HSS 4.2 - 12.7 EL W 30M	92	1630200001	KSW 4 8/5.08W 1-8	85
1469570000	PRO ECO 72W 12V 6A	51	1505890000	HSS 6.4 - 19.1 EL W 30M	92	1631920000	ESG 5 S DIN A4	110
1469580000	PRO ECO 120W 12V 10A	51	1505900000	UR20-2FCNT-100	74	1631930000	SCHT 5S PA66 BG	110
1469590000	PRO ECO 240W 48V 5A	51	1508090000	UR20-1SSI	74	1631940000	STR 5 S F.SCHT 5 S	110
1469610000	PRO ECO 480W 48V 10A	51	1509830000	UR20-8DO-P-HD	73	1632050000	ZDU 4	100
1470000000			1510000000			1632060000	ZDU 4 BL	102
1478100000	PROmax 72W 24V 3A	54	1510690000	UR20-4AO-UJ-16-HD	74	1632080000	ZPE 4	100
1478110000	PROmax 120W 24V 5A	54	1512780000	STRIPAX ULTIMATE XL	112	1632090000	ZAP/TW 4	100
1478120000	PROmax 180W 24V 7.5A	54	1520000000			1632100000	ZAP/TW 4 BL	102
1478130000	PROmax 240W 24V 10A	54	1529780000	UR20-4DI-4DO-P-FSOE	75	1632110000	ZAP/TW 4 OR	102
1478140000	PROmax 480W 24V 20A	54	1529800000	UR20-8DI-P-FSOE	75	1633200000	ZQS 2.5/2	101
1478150000	PROmax 960W 24V 40A	54	1540000000			1633220000	ZQS 2.5/4	101
1478170000	PROmax3 120W 24V 5A	54	1542280000	PZ 10 SQR	116	1635000000	WS 10/5 MC NEUTRAL	86
1478180000	PROmax3 240W 24V 10A	54	1550000000			1635010000	WS 10/5 MC SPC PRINT WHITE	86
1478190000	PROmax3 480W 24V 20A	54	1550070000	UR20-4DI-2W-230V-AC	72	1636780000	ZDU 2.5 OG	102
1478200000	PROmax3 960W 24V 40A	54	1560000000			1636830000	ZDU 4 OG	102
1478210000	PROmax 70W 5V 14A	54	1568990000	Cable Gland Plastic VG 11-K68	31	1640000000		
1478220000	PROmax 72W 12V 6A	54	1569000000	Cable Gland Plastic VG 13.5-K68	33	1640410001	KSW424/3.5W1-24	85
1478230000	PROmax 120W 12V 10A	54	1569010000	Cable Gland Plastic VG 16-K68	33	1640740000	WS 8/5MC NEUTRAL WHITE	86
1478240000	PROmax 240W 48V 5A	54	1569020000	Cable Gland Plastic VG 21-K68	33	1640750000	WS 8/5 MC SPC PRINT WHITE	86
1478250000	PROmax 480W 48V 10A	54	1569030000	Cable Gland Plastic VG 29-K68	33	1646630000	ZS 15/5 MC NEUTRAL	86
1478270000	PROmax 960W 48V 20A	54	1569040000	Cable Gland Metal VG 11-MS68	31	1646640000	ZS 15/5 MC SPC PRINT WHITE	86
1480000000			1569050000	Cable Gland Metal VG 13.5-MS68	33	1649540000	END PLATE ZIA 1.3	103
1483770000	INLAY CC-M 10/30	90	1569060000	Cable Gland Metal VG 16-MS68	31	1649550000	ZAP/TW ZIA 1.5/4L	103
1483780000	CC-M 10/30 2X2.5 AL	90	1569070000	Cable Gland Metal VG 16-MS68	31	1650000000		
1489530000	HSS 0.8 - 2.4 EL Y	92	1569080000	Cable Gland Metal VG 21-MS68	31	1650360000	ZVL 1.5/20 BU	103
1489540000	HSS 1.0 - 3.2 EL Y	92	1569090000	Cable Gland Metal VG 29-MS68	33	1650370000	ZVL 1.5/20 BROWN	103
1489550000	HSS 1.6 - 4.8 EL Y	92	1569100000	Cable Gland Metal VG 16-MS68	31	1650610000	HDC HA 10 MS	32
1489560000	HSS 2.1 - 6.4 EL Y	92	1569110000	Cable Gland Metal VG 21-MS68	31	1650620000	HDC HA 10 FS	32
1489570000	HSS 3.2 - 9.5 EL Y	92	1569120000	Cable Gland Metal VG 29-MS68	33	1650770000	HDC HA 16 MS	32
1489580000	HSS 4.2 - 12.7 EL Y	92	1600000000			1650780000	HDC HA 16 FS	32
1489590000	HSS 6.4 - 19.1 EL Y	92	1607710000	ESO 5 DIN A4 WHITE 60 TAGS/SH	110	1651980000	ZIA 1.5/3L-1S	103
1489610000	HSS 8.5 - 25.4 EL Y	92	1608510000	ZDU 2.5	100	1652000000	ZIA 1.5/3L-PE	103
1489620000	HSS 0.8 - 2.4 EL W	92	1608520000	ZDU 2.5 BL	102	1652010000	ZIA 1.5/4L-1S	103
1489630000	HSS 1.0 - 3.2 EL W	92	1608540000	ZDU 2.5/3AN	100	1652030000	ZIA 1.5/4L-PE	103
1489640000	HSS 1.6 - 4.8 EL W	92	1608570000	ZDU 2.5/4AN	100	1652250001	KSW 2.5 24/3.5 1-24	85
1489650000	HSS 2.1 - 6.4 EL W	92	1608620000	ZDU 6	100	1652260001	KSW 2.5 16/3.5 (PRINTED 1-16)	85
1489660000	HSS 3.2 - 9.5 EL W	92	1608640000	ZPE 2.5	100	1652270001	KSW 4 12/7.62 1-12	85
1489670000	HSS 4.2 - 12.7 EL W	92	1608650000	ZPE 2.5/3AN	100	1652380000	HA HDC KIT Hood	31
1489680000	HSS 6.4 - 19.1 EL W	92	1608660000	ZPE 2.5/4AN	100	1652410000	HA HDC KIT Bulkhead	31
1489690000	HSS 8.5 - 25.4 EL W	92	1608670000	ZPE 6	100	1652470000	HDC 04A TOLLU 1PG11G	31
1490000000			1608740000	ZAP/TW 1	100	1652480000	HDC 04A TWLU 1PG11G	32
1491160000	IE-ANT-3G-806-2170-2-NF	131	1608750000	ZAP/TW 1 BL	102	1652520000	HDC 06B TSLU 1PG16G	31
1491170000	IE-ANT-3G-806-2500-4-NF	131	1608760000	ZAP/TW 1 PA, OG	102	1652560000	HDC 06B TOLLU 1PG16G	31
1497600000	HDC 04A ALU	31	1608770000	ZAP/TW 2	100	1652640000	HDC 06B TOLLU 1PG16G	31
1498100000	HDC HA 3 MS	32	1608800000	ZAP/TW 3	100	1654070000	HE HDC KIT Hood	31
1498200000	HDC HA 3FS	32	1608830000	ZAP/TW5	100	1654090000	HDC-HB-10-TSVU/1/21	32
1498300000	HDC HA 4MS	32	1608860000	ZQV 2.5/2	95	1654220000	HE HDC KIT Hood	31
1498400000	HDC HA 4 FS	32	1608890000	ZQV 2.5/5	101	1654240000	HDC 10B TOBU 1PG21G	32
			1608940000	ZQV 2.5/10	95	1655210000	HDC 10B TSLU 1PG16G	32
			1608950000	ZQV 4/2	80	1656480000	HDC 16B TSBU 1PG21G	31
			1608960000	ZQV 4/3	80	1656590000	HDC 16B TOBU 1PG21G	31
			1609030000	ZQV 4/10 GE	101	1657850000	HDC 16B TSLU 1PG21G	32
			1609801044	DEK 5/5 MC-10 NEUT. WS (WHITE)	86	1657960000	HDC 16B TOLLU 1PG21G	32

Part Number	Description	Page
1660000000		
1661230000	HDC 24B TSBU 1PG21G	31
1661240000	HDC-HB-24-TSVU1/29	32
1661370000	HDC 24B TOBU 1PG21G	31
1661380000	HDC 24B TOBU 1PG29G	32
1662390000	HDC 24B TSLU 1PG21G	32
1662540000	HDC 10A TSLU 1PG16G	32
1663870000	HA Series - Compatible Hood	32
1663930000	HDC 10A TOLU 1PG16G	32
1664040000	HDC 10A ALU L	32
1664750000	HA Series - Compatible Hood	32
1664870000	HA Series - Compatible Hood	32
1664920000	HDC 16A ALU	32
1665750000	HDC 04A DMDL 2B0	43

1670000000

1674300000	ZDK 2.5/1.5	100
1674730000	ZAP ZDK2.5 WEM/DB	100
1674740000	ESG 8/17	89
1674750000	ESG 8/17 MC SPC PRINT WHITE	89
1674760000	ESG 9/17 K NEUTRAL/WS (WHITE)	89
1674770000	ESG 9/17K MC SPC PRINT WHITE	89
1677140000	MF 8/5 BLANK, WHITE	87
1677150000	MF 8/5 MC SPC PRINT WHITE	87
1677160000	MF 10/5, BLANK, WHITE	87
1677170000	MF 10/5 MC SPC PRINT WHITE	87
1677180000	MF 12/5, BLANK, WHITE	87
1677190000	MF 12/5 MC SPC PRINT WHITE	87
1677220000	MF 10/6 BLANK, WHITE	87
1677230000	MF 10/6 MC SPC PRINT WHITE	87

1680000000

1683260000	ZDU 2.5 RD	102
1683270000	ZDU 2.5 YELLOW	102
1683280000	ZDU 2.5 GN	102
1683290000	ZDU 2.5 VI	102
1683300000	ZDU 2.5 BROWN	102
1683320000	ZDU 2.5 WHITE	102
1683330000	ZDU 2.5 BK	102
1683580000	ZDU 4 RD	102
1683590000	ZDU 4 YELLOW	102
1683600000	OBSOLETE SEE ZDU 4 1632050000	102
1683610000	OBSO SEE 163205 ZDU 4	102
1683620000	ZDU 4 BROWN	102
1683640000	ZDU 4 WHITE	102
1683650000	ZDU 4 BK	102
1683660000	ZAP/TW 1 RED	102
1683680000	ZAP/TW 1 GN	102
1683920000	ZAP/TW 4 GN (GREEN WEMID)	102
1689990000	ZDK 2.5/1.5V	100

1690000000

1693800000	ZQV 2.5N/2 YL	95
1693880000	ZQV 2.5N/10 YL	95
1699820000	SM 27/8	89
1699830000	SM 27/8 SONDERDRUCK	89
1699840000	SM 27/12.5	89
1699850000	SM 27/12.5 SPECIAL PRINT WHITE	89
1699860000	SM 27/18 MC WHITE	89
1699870000	SM 27/18 SONDERDRUCK	89
1699880000	SM 27/12.5 K MC WHITE	89
1699890000	SM 27/12.5 K SONDERDRUCK	89

1700000000

1700660001	KSW 2.5 8/5.00 W 1-8	85
1700670001	KSW 4 8/5.00 w 1-8	85
1700680001	KSW 4 8/7.62 W 1-8	85
1700690001	KSW 4 8/7.5 W 1-8	85
1700700001	KSW 4 16/5.00 W 1-16	85
1700710001	KSW 4 24/5.00 W 1-24	85
1701230000	SAI-4-M 5P M12	77
1701233000	SAI-4-MHD-5P M12	76
1701250000	SAI-8-M 5P M12	77
1701253000	SAI-8-MHD-5P M12	76
1704350000	ZDUB 2.5-2/ZAN/DM	103
1704500000	ZDUB 2.5-2/ZAN/DB	103
1704740000	ZBB ZDUB	103
1704750000	END PLATE ZPEB 2.5-2	103
1705920000	SAI-4-M 4P M12	77
1705923000	SAI-4-MHD-4P M12	76
1705940000	SAI-8-M 4P M12	77
1705943000	SAI-8-MHD-4P M12	76
1706090000	ZPE 2.5-2/3AN	103
1706110000	END PLATE ZDU/ZPE 2.5-2	103
1707270000	SM 27/18 K MC WHITE	89
1707280000	SM 27/18 K SONDERDRUCK	89

1710000000

1712360000	Cable Adapters PG 16/NPT 1/2"	33
1712370000	Cable Adapters PG 21/NPT 3/4"	33
1712380000	Cable Adapters PG 36/NPT 1 1/4"	33
1712390000	Cable Adapters PG 29/NPT 1"	33
1712460000	HDC-KIT-HE 06.100	31
1712510000	HDC-KIT-HE 10.110	31
1712520000	HDC-KIT-HE 16.120	31

Part Number	Description	Page
1712530000	HDC-KIT-HE 24.130	31
1712560000	HA 3 Pin Kit, w/PG11 top entry, metal	31
1712570000	HA 3 Pin Kit, w/PG11 top entry, plastic	31
1712600000	HA 4 Pin Kit, w/PG11 top entry, plastic	31
1712660000	HDC-KIT-HE 06.101	31
1712670000	HDC-KIT-HE 10.111	31
1712680000	HDC-KIT-HE 16.121	31
1712690000	HDC-KIT-HE 24.131	31
1712810000	ZPEB 2.5-2/AN	103
1713690000	SM 27/8 K SPECIAL PRINT SILVER	89
1713970001	KSW 2.5/5.08W/1-16	85
1713980001	KSW 2.5/5.00W/1-24	85
1713990001	KSW 2.5/5.08W/1-24	85

1720000000

1720920000	ZDUA 2.5-2, BG	103
1720960000	END PLATE ZDUA 2.5-2	103

1730000000

1739620000	ZDU 35, BEIGE	100
1739650000	ZPE 35	100
1739680000	ZQV 10/2	101
1739690000	ZQV 16/2	101
1739700000	ZQV 35/2 (JUMPER FOR ZDU 35)	101

1740000000

1745150000	ZAP/ZDU 16, BEIGE	100
1745230000	ZDU 16 BEIGE	100
1745250000	ZPE 16	100
1745400000	ZDTR 2.5	100
1745420000	AP ZDTR2.5	100
1746750000	ZDU 10 BEIGE	100
1746770000	SFC 10	100
1747320001	ZPE 1/12 BLANK, WHITE	87
1748660000	ZAP/TW ZDU 10 BEIGE	100
1749580000	ZAP/ZDU 10-16/3AN	100

1750000000

1752720000	SFC 1/12 SPECIAL PRINT VARIANT	87
1753280000	WDU 1.5/R3.5, BEIGE	96
1753290000	WDK 1.5/R3.5, BEIGE	96
1754190000	WAP/WDU 1.5/R3.5 BEIGE	96
1754210000	ZQV 1.5N/R3.5/2 GE (YELLOW)	96
1754290000	ZQV 1.5R3.5/10 GE	96
1755270000	DEK 5/3.5 MC NEUTRAL	86
1758250000	ZQV 4N/2	95
1758260000	ZQV 4N/10	95
1758320001	SFC 2/12 NEUTRAL, WHITE	87

1760000000

1762320001	DEK 5/3.5 MC FS 1-10	85
1762320011	DEK 5/3.5 MC FS 11-20	85
1762320021	DEK 5/3.5 MC FS 21-30	85
1762320031	DEK 5/3.5 MC FS 31-40	85
1762320041	DEK 5/3.5 MC FS 41-50	85
1762320051	DEK 5/3.5 MC FS 51-60	85
1762320061	DEK 5/3.5 MC FS 61-70	85
1762320071	DEK 5/3.5 MC FS 71-80	85
1762320081	DEK 5/3.5 MC FS 81-90	85
1762320091	DEK 5/3.5 MC FS 91-100	85
1762440000	ADAPTER ALU FOR STI-S	91
1763480000	SFC 2/12, SPECIAL PRINT COLORED	87
1763940000	WTR 2.5, W/SI FUJSE PLUG	98
1767670000	ZPE 10/3AN	100
1767690000	ZDU 10/3AN	100
1767730000	DEK 5/3.5 MC SPECIAL PRINT	86
1768000000	ZMAK 2.5	100
1768010000	ZAP/ZMAK 2.5	100
1768310000	ZPE 16/3AN	100
1768320000	ZDU 16/3AN	100
1768540000	PLOTTER PEN 0.25MM WHITE	91
1768550000	PLOTTER PEN 0.35MM YELLOW	91
1768560000	PLOTTER PEN 0.50MM BROWN	91
1768570000	PLOTTER PEN 0.18MM RED	91

1770000000

1770370000	ZDU 4-2/2AN	103
1770380000	ZPE 4-2	103
1770400000	END PLATE ZDU/ZPE 4-2	103
1772060000	ZDU 2.5-2	103
1772120000	TINTE 2000 25ML - INK	91
1773220000	SM 27/27 NEUTRAL WS (WHITE)	89
1773240000	SM 27/27 SPECIAL PRINT WHITE	89
1775480000	ZDU 1.5	100
1775510000	ZPE 1.5	100
1775530000	ZDU 1.5/3AN	100
1775580000	ZDU 1.5/4AN	100
1776030000	ZAP/ZDU 1.5	100
1776060000	ZAP/ZDU 1.5/3AN	100
1776090000	ZAP/ZDU 1.5/4AN	100
1776120000	ZQV 1.5/2	101
1776200000	ZQV 1.5/10	101
1778270000	WS 12/3.5 MC BLANK	86
1778280000	WS 12/3.5 MC SPC PRINT WHITE	86
1779080001	SFC 1/21 BLANK, WHITE	87
1779090000	SFC 1/21 SPECIAL PRINT VARIANT	87

Part Number	Description	Page
1780000000		
1781540001	SAIB-4-IDC-M12 SMALL	77
1781550001	SAIS-4-IDC-M12 SMALL	77
1782300000	ZDLD 2.5-2N	100
1782340000	ZAP/TW ZDLD 2.5-2N	100
1783000000	SM 27/27 K MC WHITE	89
1783010000	SM 27/27K SPECIAL PRINT WHITE	89
1783510000	SAI-8 MMS 5P M12	76
1783520000	SAI-4 MMS 5P M12	76
1783530000	SAI-8 MMS 4P M12	76
1783540000	SAI-4 MMS 4P M12	76
1783550000	END PLATE DLD 2.5, DUJ 2.5	99
1783790000	DLD 2.5	99
1783820000	DLI 2.5	99
1784030001	SAIB-3-IDC-M8	77
1784040001	SAIS-3-IDC-M8	77
1784050001	SAIB-4-IDC-M8	77
1784060001	SAIS-4-IDC-M8	77
1784740000	SAIS-M-5/8S M12 5P A-COD	78
1784750000	SAIB-M-5/8S M12 5P A-COD	78

1790000000

1792000000	WS 10/5 MC MIDDLE BLANK WHITE	86
1792010000	WS 10/5 MC MID SPC PRT WHITE	86
1793950000	ZQV 4N/2 RED	64
1793970000	ZQV 4N/2 BLACK	64
1796800000	SL-SMTS.00/04/180LF 1.5 BK BX	101
1798460000	WPE 1.5/R3.5	96

1800000000

1803850000	SAIS-M8-4P	77
1803860000	SAIS-M8-3P	77
1803870000	SAIB-M8-3P	77
1803880000	SAIB-M8-4P	77
1803910000	SAIBW-M-4/8 M12	78
1803920000	SAIBW-M-5/8 M12	78
1803930000	SAISW-M-4/8 M12	78
1803940000	SAISW-M-5/8 M12	78
1805750000	SFC 1/30 SPECIAL PRINT VARIANT	87
1805760000	SFC 1/30 BLANK, WHITE	87
1805800000	SFC 2/21 MC SPC PRINT WHITE	87
1805810000	SFC 2/21 BLANK, WHITE	87
1805860000	SFC 2/30 MC SPC PRINT WHITE	87
1805870000	SFC 2/30 BLANK, WHITE	87
1807230000	SAIB-4/9	78
1807240000	SAIBW-4/9	78
1807250000	SAIB-5/9	78
1807330000	SAIBW-5/9	78
1807340000	SAIS-4/9	78
1807350000	SAIS-5/9	78
1807360000	SAISW-4/9	78
1807370000	SAISW-5/9	78
1808170000	END PLATE ZDUA 2.5-2N	103
1808200000	ZDUA 2.5N	103

1810000000

1812630000	SM 27/8 K MC WHITE	89
1812870000	SAISW-4-IDC M12	77
1812890000	SAIBW-4-IDC M12	77
1813130000	SFC 0/12 BLANK, WHITE	87
1813180000	SFC 0/12 SONDERDRUCK	87
1813190000	SFC 0/21 BLANK, WHITE	87
1813230000	SFC 0/21	

Part Number	Description	Page
-------------	-------------	------

67100000

67101904	Bus bar (1 pole, insulated 1m)	27
67101913	Lock-out handle	27
67101960	Power lug, straight	27
67101961	Power lug, 90°	27
67101971	Bus bar (3 pole, insulated 1m)	27
67101972	Bus bar (2 pole, insulated 1m)	27
67101973	Bus bar end cap, 1 pole	27
67101974	Bus bar end cap, 2 pole or 3 pole	27

6720000000

6720000945	SP-CBL-TIAU-20-20 0.5M	60
6720000946	SP-CBL-TIAU-20-20 1.0M	60
6720000947	SP-CBL-TIAU-20-20 2.0M	60
6720000948	SP-CBL-TIAU-20-20 3.0M	60
6720000949	SP-CBL-TIAU-20-20 5.0M	60
6720000950	SP-CBL-TIAU-20-F 0.5M	60
6720000951	SP-CBL-TIAU-20-F 1.0M	60
6720000952	SP-CBL-TIAU-20-F 2.0M	60
6720000953	SP-CBL-TIAU-20-F 3.0M	60
6720000954	SP-CBL-TIAU-20-F 5.0M	60
6720000960	SP-CBL-TIAU-10-10 0.5M	60
6720000961	SP-CBL-TIAU-10-10 1.0M	60
6720000962	SP-CBL-TIAU-10-10 2.0M	60
6720000963	SP-CBL-TIAU-10-10 3.0M	60
6720000964	SP-CBL-TIAU-10-10 5.0M	60
6720000965	SP-CBL-TIAU-10-F 0.5M	60
6720000966	SP-CBL-TIAU-10-F 1.0M	60
6720000967	SP-CBL-TIAU-10-F 2.0M	60
6720000968	SP-CBL-TIAU-10-F 3.0M	60
6720000969	SP-CBL-TIAU-10-F 5.0M	60
6720005000	WH/O 9-1	125
6720005001	WH/O 9-2	125
6720005002	WH/O 9-3	125
6720005003	WH/O 9-4	125
6720005004	WH/O 9-K	125
6720005005	WH/O 9-L-T	125
6720005006	WH/O 9-L-R	125
6720005008	WH/O 9-L-P2	125
6720005011	WH/O 9-U2 MESH I/O	124
6720005012	WH/O 9-U2-GTWY	124
6720005013	WH/O 9-U2-TC	124
6720005014	WH/O 9-U2 I/O MODBUS TCPGTWY	124
6720005015	WH-MOD-945-E	128
6720005016	WH-MOD-945-E-H	128
6720005017	WH-MOD-450-E-5W	127
6720005018	WH-MOD-950-E-5W	127
6720005020	WH-GTWY-9-MDI	126
6720005021	WH-GTWY-9-PR1	126
6720005022	WH-GTWY-9-PR2	126
6720005023	WH-GTWY-9-ETI	126
6720005024	WH-GTWY-9-DE1	126
6720005025	WH-GTWY-9-M+1	126
6720005038	WH/O-EX-1-S-11 9-30VDC	127
6720005039	WH/O-EX-1-S-12 9-30VDC	127
6720005040	WH/O-EX-1-S-13 9-30VDC	127
6720005050	WH-MOD-9-D	128
6720005051	WH-MOD-9-E	128
6720005054	WH-MOD-9-E	128
6720005055	WH-MOD-9-SER-D	128
6720005056	WH-MOD-24-SER-D	128
6720005057	WH-MOD-E-A	128
6720005080	WH-ANT-DPL-0-16	129
6720005086	WH-ANT-DPL-DG900-1	129
6720005111	WH-DIV-CCMA	132
6720005112	WH-BP-I/O-9-K	125
6720005130	WH-ANT-5.8GHZ 11DB FLAT PATCH	130
6720005200	WH-ANT-24GHZ-4DB OMNI NF	129
6720005201	WH-ANT-24GHZ-6DB OMNI NF	129
6720005202	WH-ANT-24GHZ-10DB OMNI NF	129
6720005203	WH-ANT-24GHZ-12DB OMNI NF	129
6720005204	WH-ANT-24GHZ-8DB OMNI NF	129
6720005205	WH-ANT-24GHZ-10DB YAGI NF	130
6720005206	WH-ANT-24GHZ-14DB YAGI NF	130
6720005208	WH-ANT-24GHZ-3DB FOR MAG BASE	129
6720005212	WH-ANT-24GHZ-9DB DFP 2'NF	130
6720005213	WH-ANT-24GHZ-13DB DFP 2'NF	130
6720005214	WH-ANT-24GHZ-18DB DFP 2'NF	130
6720005219	WH-ANT-900MHZ-3DBYAGINF	129
6720005221	WH-ANT-900MHZ-6.5DB-2YAGINF	129
6720005223	WH-ANT-900MHZ-10DB-2YAGINF	129
6720005225	WH-ANT-900MHZ-12DB-2YAGINF	129
6720005226	WH-ANT-900MHZ-14DB-2YAGINF	129
6720005230	WH-ANT-900MHZ-3DBSTUBMAG	129
6720005233	WH-ANT-900MHZ-0DBOMNINF	129
6720005234	WH-ANT-900MHZ-3DBOMNINF	129
6720005235	WH-ANT-900MHZ-5DBOMNINF	129
6720005236	WH-ANT-900MHZ-7DBOMNINF	129
6720005240	WH-ACC-TYP400-10FT SMA M-NM	132
6720005241	WH-ACC-TYP400-25FT SMA M-NM	132
6720005242	WH-ACC-TYP400-40FT SMA M-NM	132
6720005243	WH-ACC-TYP195-1FT SMA M-SMA M	132
6720005244	WH-ACC-TYP195-2FT SMA M-SMA M	132
6720005245	WH-ACC-TYP195-3FT SMA M-SMA M	132
6720005246	WH-ACC-TYP195-1FT NM-NM	132
6720005247	WH-ACC-TYP195-2FT NM-NM	132

Part Number	Description	Page
-------------	-------------	------

6720005248	WH-ACC-TYP195-3FT NM-NM	132
6720005250	WH-ACC-BULK-ADAPT NF-NF	132
6720005251	WH-ACC-TYP400-10FT NM-NM	132
6720005252	WH-ACC-TYP400-25FT NM-NM	132
6720005253	WH-ACC-TYP400-40FT NM-NM	132
6720005254	WH-ACC-TYP400-55FT NM-NM	132
6720005255	WH-ACC-TYP400-75FT NM-NM	132
6720005256	WH-ACC-TYP400-100FT NM-NM	132
6720005257	WH-ACC-TYP600-200FT NM-NM	132
6720005259	WH-ACC-TYP195-3FT SMA M-NM	132
6720005260	WH-ACC-TYP195-2FT SMA M-NM	132
6720005261	WH-ACC-125-1000MHZ SURGE NF-NF	132
6720005262	WH-ACC-2-6GHZ SURGE NF-NF	132
6720005270	WH-ACC-TYP195-1FT SMA M-NM	132
6720005273	WH-ANT-950MHz-3dbdOMNINF	129
6720005274	WH-ANT-950MHz-5dbdOMNINF	129
6720005275	WH-ANT-950MHz-7dbdOMNINF	129
6720005276	WH-ANT-0.9/2.4GHZ-3/4DBMOBILE	129
6720005278	WH-ANT-5.8GHZ-4DB MOBILE	130
6720005280	WH-ANT-5.8GHZ-9DB DFP 2'NF	130
6720005281	WH-ANT-5.8GHZ-13DB DFP 2'NF	130
6720005282	WH-ANT-5.8GHZ-20DB DFP 2'NF	130
6720005283	WH-ANT-5.8GHZ-7DB OMNI NF	130
6720005284	WH-ANT-5.8GHZ-10DB OMNI NF	130
6720005296	WH-ACC-BULK SMA F - SMA F	132
6720005298	WH-ACC-BULK-C1D1 SMA M - SMA M	132
6720005299	WH-ACC-BULK-C1D1 SMA M - NM	132
6720005301	ESX10-T TA100 1A	30
6720005302	ESX10-T TA100 2A	30
6720005303	ESX10-T TA100 3A	30
6720005304	ESX10-T TA100 4A	30
6720005305	ESX10-T TA100 0.5A	30
6720005306	ESX10-T TA100 6A	30
6720005308	ESX10-T TA100 8A	30
6720005309	ESX10-T TB127 0.5A	30
6720005310	ESX10-T TA100 10A	30
6720005312	ESX10-T TA100 12A	30
6720005313	ESX10-T TB127 12A	30
6720005319	ESX10-T TB127 1.0A	30
6720005320	ESX10-T TB101 0.5A	30
6720005321	ESX10-T TB101 1A	30
6720005322	ESX10-T TB101 2A	30
6720005323	ESX10-T TB101 3A	30
6720005324	ESX10-T TB101 4A	30
6720005326	ESX10-T TB101 6A	30
6720005328	ESX10-T TB101 8A	30
6720005329	ESX10-T TB127 2.0A	30
6720005330	ESX10-T TB101 10A	30
6720005332	ESX10-T TB101 12A	30
6720005339	ESX10-T TB127 3.0A	30
6720005340	ESX10-T TB102 0.5A	30
6720005341	ESX10-T TB102 1A	30
6720005342	ESX10-T TB102 2A	30
6720005343	ESX10-T TB102 3A	30
6720005344	ESX10-T TB102 4A	30
6720005346	ESX10-T TB102 6A	30
6720005348	ESX10-T TB102 8A	30
6720005349	ESX10-T TB127 4.0A	30
6720005350	ESX10-T TB102 10A	30
6720005352	ESX10-T TB102 12A	30
6720005360	ESX10-T TB114 0.5A	30
6720005361	ESX10-T TB114 1A	30
6720005362	ESX10-T TB114 2A	30
6720005363	ESX10-T TB114 3A	30
6720005364	ESX10-T TB114 4A	30
6720005366	ESX10-T TB114 6A	30
6720005368	ESX10-T TB114 8A	30
6720005369	ESX10-T TB127 6.0A	30
6720005370	ESX10-T TB114 10A	30
6720005372	ESX10-T TB114 12A	30
6720005380	ESX10-T TB124 0.5A	30
6720005381	ESX10-T TB124 1A	30
6720005382	ESX10-T TB124 2A	30
6720005383	ESX10-T TB124 3A	30
6720005384	ESX10-T TB124 4A	30
6720005386	ESX10-T TB124 6A	30
6720005388	ESX10-T TB124 8A	30
6720005389	ESX10-T TB127 8.0A	30
6720005390	ESX10-T TB124 10A	30
6720005392	ESX10-T TB124 12A	30
6720005399	ESX10-T TB127 10.0A	30
6720005410	SPD II 120V/40kA	7
6720005411	SPD II 230V/40kA	7
6720005412	SPD II 277V/40kA	7
6720005413	SPD II 480V/40kA	7
6720005414	SPD II N/PE	7
6720005415	SPD II 120V/G/40kA	7
6720005416	SPD II 120V/40kA	7
6720005417	SPD 2P LINK	7
6720005418	SPD 3P LINK	7
6720005419	SPD 4P LINK	7
6720005420	DRAC DP20	49
6720005421	DRAC DP15	49
6720005422	DRAC GF15	49
6720005423	DRAC GF20	49
6720005430	DIPLUX 120VAC OUTLET W/LED	49
6720005436	WH-ANT-450MHZ-5DB OMNI NF	131

Part Number	Description	Page
-------------	-------------	------

6720005439	WH-ANT-440MHZ-5DB OMNI NF	131
6720005440	WH-ANT-450MHZ-3DB OMNI NF	131
6720005441	WH-ANT-390MHz-10dbdYAGINF	131
6720005442	WH-ANT-420MHz-6dbdYAGINF	131
6720005444	WH-ANT-470MHz-6dbdYAGINF	131
6720005446	WH-ANT-470MHz-9dbdYAGINF	131
6720005450	WH-ANT-GSM-LTE-3DB MOBILE	131
6720005451	WH-ANT-GSM-2DB LP	131
6720005452	WH-ANT-GSM-STUB-SMA	131
6720005461	SPD S LINK 1/3	7
6720005503	SPD II 240V/G/40kA	7

7900000000

7904100000	ZAP/TW 4/3AN	100
7904170000	ZPE 4/3AN	100
7904180000	ZDU 4/3AN	100
7904210000	ZAP/ZDU4/4AN	100
7904280000	ZPE 4/4AN	100
7904290000	ZDU 4/4AN	100
7907370000	ZAP/ZDU6/3AN	100
7907400000	ZPE 6/3AN	100
7907410000	ZDU 6/3AN	100

7910000000

7910180000	WTR 4	94
7910210000	WTR 4, Stb2.3	94
7910240000	WTR 4/SI	98
7917000000	END PLATE MAK 2.5 WM	99
7917030000	MAK 2.5	99

7920000000

7920340000	ZEW 15 for TS 15	110
7920400000	WavePak Splitter	81
7920900000	ZTR 2.5/4AN	100
7921560000	SIHA 3	98
7921560000	SIHA 3/G20	104
7921570000	SIHA 3/G20 LD 24V	104
7921570000	SIHA 3/G20 LED 24V	106
7921580000	SIHA 3/G20 LD 48V	106
7921590000	SIHA 3/G20 LD 110V	104
7921590000	SIHA 3/G20 LED 60V	106
7921600000	SIHA 3/G20 LD 250V	104
7921600000	SIHA 3/G20 LED 120V	106

7940000000

7940016563	ITX+ 4-20MA/4-20MA	82
7940024139	WAVEPAK DC/DC	81
7940029425	WSI 25/2CC/LED	98
7940029426	WSI 25/3CC/LED	98

Part Number	Description	Page	Part Number	Description	Page	Part Number	Description	Page
823000000			8877520000	QB 18-4	6	8950810000	TOP 220VDC/48VDC 0.1A	63
8233350000	RS SD15S UNC LPK2	45	8877540000	QB 18-2	6	8950820000	TOS 24VAC/48VDC 0.1A	63
825000000			8879230000	CP SNT 48W 48V 1A	50	8950830000	TOS 48-60VAC/48VDC 0.1A	63
8258980000	RS F14 LPK 2H/16	46	888000000			8950840000	TOS 120VAC/48VDC 0.1A	63
8259000000	RS F60 LPK 2H/62	46	8881580000	RCIKIT 24VDC 1CO LD/PB	61	8950850000	TOS 230VAC/48VDC 0.1A	63
8259010000	RS SD9S UNC LPK2	45	8881590000	RCIKIT 24VAC 1CO LD/PB	61	8950860000	TOP 24VAC/48VDC 0.1A	63
826000000			8881600000	RCIKIT 230VAC 1CO LD/PB	61	8950870000	TOP 48-60VAC/48VDC 0.1A	63
8265540000	RS F16 LPK 2H/18	46	8881610000	RCIKIT 24VDC 2CO LD/PB	61	8950880000	TOP 120VAC/48VDC 0.1A	63
838000000			8881620000	RCIKIT 24VAC 2CO LD/PB	61	8950890000	TOP 230VAC/48VDC 0.1A	63
8389030000	AP MCZ 1.5	80	8881630000	RCIKIT 230VAC 2CO LD/PB	61	8950900000	TOS 5VDC/48VDC 0.5A	63
841000000			889000000			8950910000	TOS 12VDC/48VDC 0.5A	63
8411190000	MCZ CCC	80	8897060000	RCIKIT 120VAC 1CO LD/PB	61	8950920000	TOS 24VDC/48VDC 0.5A	63
842000000			8897080000	RCIKIT 120VAC 2CO LD/PB	61	8950930000	TOS 48-60VDC/48VDC 0.5A	63
8425720000	MCZ PT100	80	8897090000	RCIKIT 120VAC 1CO LD	61	8950940000	TOS 110VDC/48VDC 0.5A	63
8426220000	FBCON M12 4PFM EMC	78	8897100000	RCIKIT 120VAC 2CO LD	61	8950950000	TOS 220VDC/48VDC 0.5A	63
844000000			8897110000	RCIKITP 24VDC 1CO LD	61	8950960000	TOS 5VDC/48VDC 0.5A	63
8444950000	WAS5 CCC LP	81	8897120000	RCIKITP 24VAC 1CO LD	61	8950970000	TOP 12VDC/48VDC 0.5A	63
851000000			8897130000	RCIKITP 120VAC 1CO LD	61	8950980000	TOP 24VDC/48VDC 0.5A	63
8513340000	WAS2 CMR	81	8897140000	RCIKITP 120VAC 2CO LD	61	8950990000	TOP 48-60VDC/48VDC 0.5A	63
8516560000	WAS2 CMR	81	8897150000	RCIKITP 230VAC 1CO LD	61	8951000000	TOP 110VDC/48VDC 0.5A	63
852000000			8897160000	RCIKITP 230VAC 2CO LD	61	8951010000	TOP 220VDC/48VDC 0.5A	63
8523400000	WAS1 CMA	81	8897170000	RCIKITP 24VDC 1CO LD/PB	61	8951020000	TOS 24VAC/48VDC 0.5A	63
8526610000	WAS2 CMA	81	8897180000	RCIKITP 24VDC 2CO LD	61	8951030000	TOS 48-60VAC/48VDC 0.5A	63
8528650000	WAS1 CMA LP	81	8897190000	RCIKITP 230VAC 1CO LD/PB	61	8951040000	TOS 120VAC/48VDC 0.5A	63
854000000			8897200000	RCIKITP 230VAC 2CO LD	61	8951050000	TOS 230VAC/48VDC 0.5A	63
8543820000	WAS5 DC Alarm	81	8897210000	RCIKITP 24VDC 1CO LD/PB	61	8951060000	TOP 24VAC/48VDC 0.5A	63
856000000			8897220000	RCIKITP 24VAC 1CO LD/PB	61	8951070000	TOP 48-60VAC/48VDC 0.5A	63
8560700000	WAS5 PRO RTD	81	8897230000	RCIKITP 120VAC 1CO LD/PB	61	8951080000	TOP 120VAC/48VDC 0.5A	63
8560720000	WAS5 PRO Thermo	81	8897240000	RCIKITP 230VAC 1CO LD/PB	61	8951090000	TOP 230VAC/48VDC 0.5A	63
8560740000	WAS4 PRO DC/DC	81	8897250000	RCIKITP 24VDC 2CO LD/PB	61	8951100000	TOS 5VDC/230VAC 0.1A	64
858000000			8897260000	RCIKITP 120VAC 2CO LD/PB	61	8951110000	TOS 1 VDC/230VAC 0.1A	64
8581160000	WAS5 CCC 2OLP	81	890000000			8951120000	TOS 24VDC/230VAC 0.1A	64
8581180000	WAS4 PRO Freq	81	8901620000	IE-M12-Adap s	43	8951130000	TOS 48-60VDC/230VAC 0.1A	64
8581200000	WAS9 PRO Bridge	81	8901630000	IE-M12-Adap a	43	8951140000	TOS 110VDC/230VAC 0.1A	64
8581220000	WAS2 VMA	81	8901640000	IE-M12-Coup	43	8951150000	TOS 220VDC/230VAC 0.1A	64
859000000			892000000			8951160000	TOP 5VDC/230VAC 0.1A	64
8594810000	MAS DC/DC Select	80	8920940000	RCMKIT-I 24VDC 2CO LD	62	8951170000	TOP 12VDC/230VAC 0.1A	64
8594830000	MAS Thermo-K	80	8920950000	RCMKIT-I 24VAC 2CO LD	62	8951180000	TOP 24VDC/230VAC 0.1A	64
861000000			8920960000	RCMKIT-I 115VAC 2CO LD	62	8951190000	TOP 48-60VDC/230VAC 0.1A	64
8611320000	RS-RJ45	47	8920970000	RCMKIT-I 230VAC 2CO LD	62	8951200000	TOP 110VDC/230VAC 0.1A	64
863000000			8921030000	RCMKIT-I 24VDC 4CO LD	62	8951210000	TOP 220VDC/230VAC 0.1A	64
8630740000	ZEW 35/2	101	8921040000	RCMKIT-I 24VAC 4CO LD	62	8951220000	TOS 24VAC/230VAC 0.1A	64
866000000			8921050000	RCMKIT-I 115VAC 4CO LD	62	8951230000	TOS 48-60VAC/230VAC 0.1A	64
8662140000	CMA 100/5A	81	8921060000	RCMKIT-I 230VAC 4CO LD	62	8951240000	TOS 120VAC/230VAC 0.1A	64
870000000			8921080000	RCMKITP-I 24VDC 2CO LD	62	8951250000	TOS 230VAC/230VAC 0.1A	64
8705640000	WAS5 VMR 1ph	81	8921090000	RCMKITP-I 24VAC 2CO LD	62	8951260000	TOP 24VAC/230VAC 0.1A	64
872000000			8921100000	RCMKITP-I 115VAC 2CO LD	62	8951270000	TOP 48-60VAC/230VAC 0.1A	64
8721150000	MAS RPS	80	8921110000	RCMKITP-I 230VAC 2CO LD	62	8951280000	TOP 120VAC/230VAC 0.1A	64
8721170000	MAS RPSH	80	8921120000	RCMKITP-I 24VDC 4CO LD	62	8951290000	TOP 230VAC/230VAC 0.1A	64
873000000			8921130000	RCMKITP-I 24VAC 4CO LD	62	8951510000	VSPC 1CL PW 24	8
8731720000	ZTR 2.5/3AN	100	8921140000	RCMKITP-I 115VAC 4CO LD	62	8951540000	VSPC 1CL 12VDC R	8
8739140000	CP SNT 48W 24V 2A	50	8921150000	RCMKITP-I 230VAC 4CO LD	62	8951550000	VSPC 1CL 24VDC R	8
875000000			8924230000	VSPC 2SL 12VDC	8	8951590000	VSPC 4SL 24VDC R	8
8754960000	CP SNT 25W 5V 5A	50	8924270000	VSPC BASE 2CL FG	8	8951730000	VSPC BASE 1CL R	8
8754970000	CP SNT 48W 12V 4A	50	8924330000	VSPC 2SL 24VDC	8	8951790000	VSPC BASE 2/4CH R	8
8757530000	MAS DC/DC Select HI	80	8924470000	VSPC 2CL 24VDC	8	8951810000	VSPC BASE 1CL FG EX	15
881000000			8924480000	VSPC 1CL 24VDC	8	8951820000	VSPC BASE 2CL FG EX	15
8813130000	IE-7IC4x2xAWG24/1-PVC	41	8924670000	VSPC RS485 2CH	8	8951830000	VSPC BASE 2CL PW FG EX	15
8813140000	IE-7IC4x2xAWG24/1-PUR	41	8924720000	VSPC BASE 2SL	8	8951840000	VSPC BASE 4CL PW FG EX	15
8813150000	IE-5IC4x2xAWG24/1-PVC	41	8924730000	VSPC BASE 1CL	8	8951840000	VSPC BASE 4SL FG EX	15
8813160000	IE-5IC4x2xAWG24/1-PUR	41	8924740000	VSPC BASE 2/4CH	8	8951860000	V-Test	8
8813170000	IE-7CC4x2xAWG26/7-PVC	41	893000000			8953590000	VSPC 1CL 12 V DC EX	15
8813180000	IE-7CC4x2xAWG26/7-PUR	41	8937830000	MOS 24VDC/12-300VDC 1A	67	8953600000	VSPC 1CL 24 V DC EX	15
8813190000	IE-5CC4x2xAWG26/7-PVC	41	8937920000	MOS 5VTTL/24VDC 0.1A	67	8953610000	VSPC 1CL PW 24V EX	15
8813200000	IE-5CC4x2xAWG26/7-PUR	41	8937930000	MOS 12-28VDC/5VTTL	67	8953620000	VSPC 2SL 12 V DC EX	15
887000000			8937940000	MOS 24VDC/5-33VDC 10A	67	8953630000	VSPC 2SL 12 V AC EX	15
8870840000	SRC-IOV	61	8937970000	MOS 24VDC/8-30VDC 2A	67	8953640000	VSPC 2SL 48 V AC EX	15
8870850000	SCM4 QV	62	8937980000	MOS 24VDC/5-48VDC 0.5A	67	8953650000	VSPC 3/4 WIRE 5 V DC EX	15
8871000000	RCIKIT 24VDC 1CO LED	61	8937990000	MOS 12-28VDC 100kHz	67	8953660000	VSPC 1CL 5 V DC EX	15
8871010000	RCIKIT 24VAC 1CO LED	61	8939670000	WAS6 TTA	82	8953670000	VSPC 2SL 24 V DC EX	15
8871020000	RCIKIT 230VAC 1CO LED	61	894000000			8953720000	VSPC 2CL 24 V DC EX	15
8871030000	RCIKIT 24VDC 2CO LED	61	8946920000	IE-TO-RJ45-C	43	896000000		
8871040000	RCIKIT 24VAC 2CO LED	61	8946930000	IE-TO-RJ45-F-A	43	8964310000	WAS6 TTA EX	82
8871050000	RCIKIT 230VAC 2CO LED	61	8946940000	IE-TO-RJ45-F-B	43	8965340000	ACT20X-HDI-SDO-RNO-S	83
8877500000	QB 18-3	6	8946950000	IE-TO-RJ45-F-J-P	43	8965350000	ACT20X-HDI-SDO-RNC-S	83
			8946960000	IE-TO-USB	43	8965360000	ACT20X-HDI-SDO-S	83
			8946970000	IE-TO-SCD-MM	43	8965370000	ACT20X-2HDI-2SDO-RNO-S	83
			8946980000	IE-TO-SCD-SM	43	8965380000	ACT20X-2HDI-2SDO-RNC-S	83
			895000000			8965390000	ACT20X-2HDI-2SDO-S	83
			8950700000	TOS 5VDC/48VDC 0.1A	63	8965400000	ACT20X-SDI-HDO-L-S	83
			8950710000	TOS 12VDC/48VDC 0.1A	63	8965410000	ACT20X-SDI-HDO-H-S	83
			8950720000	TOS 24VDC/48VDC 0.1A	63	8965420000	ACT20X-2SDI-2HDO-S	83
			8950730000	TOS 48-60VDC/48VDC 0.1A	63	8965430000	ACT20X-HAI-5AO-S	83
			8950740000	TOS 110VDC/48VDC 0.1A	63	8965440000	ACT20X-2HAI-2SAO-S	83
			8950750000	TOS 220VDC/48VDC 0.1A	63	8965450000	ACT20X-SAI-HAO-S	83
			8950760000	TOP 5VDC/48VDC 0.1A	63	8965460000	ACT20X-2SAI-2HAO-S	83
			8950770000	TOP 12VDC/48VDC 0.1A	63	8965470000	ACT20X-HTI-5AO-S	83
			8950780000	TOP 24VDC/48VDC 0.1A	63	8965480000	ACT20X-2HTI-2SAO-S	83
			8950790000	TOP 48-60VDC/48VDC 0.1A	63	8965490000	ACT20X-HUI-5AO-S	83
			8950800000	TOP 110VDC/48VDC 0.1A	63	8965500000	ACT20-Feed-in-PRO-S	82
						897000000		
						8972270000	VSPC Control Unit	8
						8978580000	CBX200 USB INTERFACE KIT	82

Part Number	Description	Page
900000000		
9001080000	STRIPPER AM35	113
9001540000	AM 25 STRIP TOOL,ROUND CABLE	113
9002650000	KT 8 CABLE CUTTER	112
9002660000	KT 12 CABLE CUTTER	112
9004050000	H 0.5/10	118
9004060000	H 1.5/12	118
9004070000	H 1.5/18	118
9004080000	H 2.5/10	118
9004090000	H 2.5/18	118
9004100000	H 4/15	118
9004110000	H 4/18	118
9004120000	H 6/10	118
9004130000	H 6/18	118
9004150000	H 16/25	118
9004160000	H 16/32	118
9004170000	H 25/25	118
9004180000	H 25/32	118
9004190000	H 35/25	118
9004200000	H 35/32	118
9004210000	H 50/18	118
9004220000	H 50/32	118
9004230000	H 70/25	118
9004240000	H 70/32	118
9004250000	H 95/25	118
9004260000	H 95/32	118
9004270000	H0.5/14	114
9004270000	H 0.5/14D OG BD	117
9004290000	H0.75/14	114
9004290000	H 0.75/14 WH	117
9004320000	H1.0/14	114
9004320000	H 1/14 YL BD	117
9004340000	H1.5/14	114
9004340000	H 1.5/14 RED	117
9004360000	H2.5/14D	114
9004360000	H 2.5/14D BLUE	117
9004390000	H0.34/12 TK BD GSP TURQUOISE	117
9005000000	STRIPAX 0.08-6.0mm2 (28-8AWG)	112
9005180000	H 0.14/10 26 AWG GREY	117
9005610000	STRIPAX 16 - 6-16mm2 (10-6AWG)	112
9005810000	H0.5/14 OR BD GSP ORANGE	117
9005820000	H0.75/14 W BD GSP WHITE	117
9005830000	H1.0/14 GE BD GSP YELLOW	117
9005840000	H1.5/14 R BD GSP RED	117
9005850000	H2.5/14D BL BD GSP BLUE	117
9005990000	PZ 1.5	114
9006120000	CTI 6	115
9006230000	CTN 25 D5 CRIMPER	116
9006450000	PZ 50 CRIMP TOOL,4-1/0AWG	114
9008320000	SD1,NON-INSL,FLAT,0.5X3.0X80	95
9008330000	SD2,NON-INSL,FLAT,0.6X3.5X10	95
9008340000	SD3,NON-INSL,FLAT,0.8X4.0X10	95
9008350000	SD 1.0x5,5x150 NON INSULATED	95
9008370000	SDI 0.4x2.5x75	121
9008380000	SDI 0.5x3.0x100	121
9008390000	SDI 0.6x3.5x100	121
9008400000	SDI 0.8x4.0x100	121
9008410000	SDI 1.0x5.5x125	121
9008420000	SDI 1.2x6.5x150	121
9008430000	SDI 1.6x8.0x175	121
9008470000	SDK PH0	121
9008480000	SDK PH1	121
9008490000	SDK PH2	121
9008500000	SDK PH3	121
9008560000	SDI PH0	121
9008570000	SDI PH1	121
9008580000	SDI PH2	121
9008590000	SDI PH3	121
9008910000	SDI 1.0x4.5x125	121
9009010000	SD 1,2X6,5X150	95
9009030000	SD 0.4x2.5x75	121
9009730000	SDIS 2.5-5.5/PH1/2	122
9009740000	S 2.5/3.0/4.0/5.0/PH 1/2	122
901000000		
9011460000	PZ 6/5 CRIMP TOOL	114
9012020000	HTG 58-59 CRIMP TOOL FR COAX	115
9012500000	PZ 4 CRIMP TOOL,20-12AWG	114
9012600000	PZ 16 CRIMP TOOL 10-6 AWG	114
9013600000	PZ 2H 16	114
9014610000	HTN 21 NON-INSULATED LUG CRIMP	115
9018480000	CRIMPER,CTX,CM,3.6 VY DUTY C	115
9018490000	CRIMPER,CTX,CM,1.6-2.5 H-DUTY	115
9018690000	H 1,0/15S ZH YL	119
9018860000	H 10/24S IVORY	119
9018870000	H10/30S ZH EB	119
9018910000	H 0.25/5	118
9019160000	H 2.5/14D BLUE	117
9019170000	H 2.5/18 D BLUE	117
9019180000	H 2.5/25,14AWG,INS,BLUE	117
9019190000	H 4/17D 12AWG,INS,GRAY	117
9019200000	H 4/20D, 12AWG,INS,GRAY	117
9019210000	H 4/26D GREY	117

Part Number	Description	Page
902000000		
9020000000	STRIPAX PLUS 2.5	114
9025740000	H 0.25/10,24AWG,INS,LIGHT	117
9025750000	H 0.34/10 TQ 22 AWG	117
9025760000	H 0.25/12 LT BL	117
9025770000	H 0.34/12 TQ 22 AWG	117
9025780000	H 0.25/12 LIGHT BLUE SV PK 5	117
9025790000	H 0.34/12 TK SV TURQUOISE	117
9025800000	CRIMP-SET PZ4 STRIPAX	116
9025860000	H 0.75/16 WH	117
9025870000	H 0.5/16 OR	117
9025880000	H 50.0/22,1AWG,UNINSLTD	118
9025910000	H 0.75/18 WH INSULATED	117
9025930000	H 1/18 YL	117
9025950000	H 1/16 YL	117
9026010000	H 4,0/17 GRAY SV	117
9026030000	H 0,34/10 TURQUOISE SV	117
9026050000	H 0,25/10,24AWG,INS,LIGHT BL	117
9026060000	H 0,5/14 ORANGE SV	117
9026070000	H 0,75/14 WH ITE SV	117
9026080000	H 1,0/14 YL SV	117
9026090000	H 1,5/14 RED SV	117
9026100000	H 2,5/14 BLUE SV	117
9028200000	H 70/40 YL	117
9028210000	H 95/44 RED	117
9028220000	H 120/50 BLUE	117
9028230000	H 150/54 YL	117
9028240000	H 0,14/12 26 AWG GREY	117
9028260000	H 0,5/10 OG	117
9028270000	H0,5/16 OR SV	117
9028280000	H 0,75/12 WHITE STRIP PKG	117
9028290000	H0,75/16 SV WHITE	117
9028300000	FERRULE H 0,75/18 WH INS.	117
9028310000	H1,0/12 GE SV	117
9028320000	H 1,0/16 YELLOW STRIP PCK	117
9028340000	H1,0/18 GE SV	117
9028350000	H 1,5/16 RED FERRULES STRIP PK	117
9028500000	CRIMPFIX R 120 V	123
9028510000	POWERSTRIPPER 6.0	123
9028530000	CRIMPFIX L 120 V	123
9028540000	CRIMPFIX LS 120 V	123
9028680000	CRIMP SET - PZ 6 ROTO	116
903000000		
9030060000	AM 12 CABLE CUTTER & STRIPPE	113
9036240000	H 120/32 UNISULATED	118
9036250000	H 150/32	118
9036260000	H 185/32 UNISULATED	118
9037160000	SD 0,4X2,0X60	101
9037200000	H0,5/14	119
9037210000	H0,5/16	119
9037220000	H0,5/18	119
9037230000	H0,75/14	119
9037240000	H0,75/16	119
9037250000	H0,75/24	119
9037260000	H1,0/15	119
9037270000	H1,0/19	119
9037280000	H1,0/25	119
9037290000	H1,5/16	119
9037300000	H1,5/20	119
9037310000	H1,5/26	119
9037320000	H6,0/23	119
9037330000	H6,0/29	119
9037340000	H10,0/24	119
9037350000	H10,0/30	119
9037360000	H16,0/29	119
9037370000	H16,0/38	119
9037500000	H2,5/19D	119
9037510000	H2,5/21D	119
9037520000	H2,5/27D	119
9037530000	H4,0/22D	119
9037540000	H4,0/28D	119
910000000		
9101003500	CB4201-10, 0.5A/TS35	28
9101103500	CB4201-10, 0.8A/TS35	28
9101203500	CB4201-10, 1.0A/TS35	28
9101303500	CB4201-10, 1.2A/TS35	28
9101403500	CB4201-10, 1.5A/TS35	28
9101503500	CB4201-10, 2.0A/TS35	28
9101603500	CB4201-10, 2.5A/TS35	28
9101703500	CB4201-10, 3.0A/TS35	28
9101803500	CB4201-10, 5.0A/TS35	28
9101903500	CB4201-10, 10A/TS35	28
9102003500	CB4201-10, 15A/TS35	28
9103003500	CB4201-10, 8.0A/TS35	28
9103813500	CB4201-10, 3.0A/TS35	28
9104153500	CB4201-10, 7.0A/TS35	28
9104173500	CB4201-10, 0.1A/TS35	28
9104183500	CB4201-10, 0.2A/TS35	28
9104353500	CB4201-10, 4.0A/TS35	28
9104613500	CB4201-10, 9.0A/TS35	28
9104673500	CB4202-10, 8.0A/TS35	28
9107833500	CB4201-10, 5.5A/TS35	28
9107843500	CB4201-10, 12A/TS35	28
9107853500	CB4201-10, 14A/TS35	28
911000000		
9119150000	RJ-6A	47
9119160000	RJ-8A	47
912000000		
9120043500	CB4201-10, 6.5A/TS35	28
9120353500	CB4202-10, 0.1A/TS35	28
9121260000	RS-ELCO 38 M/L	46
9121270000	RS-ELCO 38 M/R	46
9121280000	RS-ELCO 38 F/L	46
9121290000	RS-ELCO 38 F/R	46
9121310000	RS-ELCO 56 M/L	46
9121320000	RS-ELCO 56 M/R	46
9121330000	RS-ELCO 56 F/L	46
9121340000	RS-ELCO 56/F/R RAIL MT	46
9121710000	RJ-4A	47
9124093500	CB4201-10, 0.4A/TS35	28
9124113500	CB4201-10, 0.6A/TS35	28
9124143500	CB4201-10, 1.8A/TS35	28
9124163500	CB4201-10, 3.5A/TS35	28
9124173500	CB4201-10, 4.5A/TS35	28
9124183500	CB4201-10, 11A/TS35	28
9124193500	CB4201-10, 13A/TS35	28
9124213500	CB4201-10, 16A/TS35	28
9124243500	CB4202-10, 0.2A/TS35	28
9124263500	CB4202-10, 0.3A/TS35	28
9124273500	CB4202-10, 0.4A/TS35	28
9124283500	CB4202-10, 0.6A/TS35	28
9124293500	CB4202-10, 0.7A/TS35	28
9124333500	CB4202-10, 1.8A/TS35	28
9124343500	CB4202-10, 3.5A/TS35	28
9124353500	CB4202-10,4.5A/TS35	28
9124363500	CB4202-10,5.5A/TS35	28
9124373500	CB4202-10, 6.0A/TS35	28
9124383500	CB4202-10,6.5A/TS35	28
9124393500	CB4202-10, 7.0A/TS35	28
9124423500	CB4202-10, 9.0A/TS35	28
9124433500	CB4202-10,11A/TS35	28
9124443500	CB4202-10,12A/TS35	28
9124453500	CB4202-10,13A/TS35	28
9124463500	CB4202-10,14A/TS35	28
9124473500	CB4202-10,16A/TS35	28
9129563500	CB4201-10, 0.7A/TS35	28
9129583500	CB4202-10, 0.5A/TS35	28
9129593500	CB4202-10, 0.8A/TS35	28
9129613500	CB4202-10, 1.0A/TS35	28
9129623500	CB4202-10, 1.2A/TS35	28
9129633500	CB4202-10, 1.5A/TS35	28
9129643500	CB4202-10, 2.0A/TS35	28
9129653500	CB4202-10, 2.5A/TS35	28
9129663500	CB4202-10, 3.0A/TS35	28
9129673500	CB4202-10, 5.0A/TS35	28
9129683500	CB4202-10, 10A/TS35	28
9129693500	CB4202-10, 15A/TS35	28
9129713500	CB4202-10, 4.0A/TS35	28
9129813500	CB4201-10, 0.3A/TS35	28
915000000		
9159110000	RHDC 10	46
9159120000	RHDC 14	46
9159130000	RHDC 16	46
9159140000	RHDC 20	46
9159150000	RHDC 26	46
9159160000	RHDC 30	46
9159170000	RHDC 34	46
9159180000	RHDC 40	46

Part Number	Description	Page
9456370000	SAI-4F 5P PUR 20M	77
9456690150	SAIL-M12W-3-1.5U	79
9456750000	SAI-8F 4P PUR 5M	77
9456790000	SAI-8F 4P PUR 20M	77
9456890000	SAI-8F 5P PUR 5M	77
9456930000	SAI-8F 5P PUR 20M	77
9456940000	SAIS-5/7 MALE STRAIGHT	78
9456950000	SAIS-5/7 MALE RIGHT-ANGLE	78
9457240000	SAIB-4/7	78
9457250000	SAIB-5/7 FEMALE STRAIGHT	78
9457260000	SAI-BW-5/7 FEMALE RIGHT ANGLE	78
9457290000	SAISW-4/7	78
9457320150	SAIL-M12BW-3-1.5U	79
9457380150	SAIL-M8WBS-3-1.5U	79
9457450150	SAIL-M8GBS-3-1.5U	79
9457550000	SAIS-4/7	78
9457610150	SAIL-M12G-5-1.5U	79
9457670150	SAIL-M12W-5-1.5U	79
9457690150	SAIL-M12BW-5-1.5U	79
9457700000	SAIBW-4/7	78
9457730150	SAIL-M12BG-4-1.5U	79
9457740150	SAIL-M12BW-4-1.5U	79
9457760150	SAIL-M12GM8WS-3L1.5U	79
9457790150	SAIL-M12GM12W-3L1.5U	79
9457810150	SAIL-M12G-3-1.5U	79
9457820150	SAIL-M12BG-3-1.5U	79
9457850150	SAIL-M8GBS-4-1.5U	79
9457910150	SAIL-M12BG-5-1.5U	79

9500000000

9503330000	AP FOR KDKS 1/EN4,PA,BG	108
9503350000	KDKS 1/EN4,PA,BG	108

9520000000

9528070000	WDTR 2.5	94
9528110000	KDKS 1/EN PE	108

9530000000

9532440000	KDKS 1/35 DB WEMID	99
9532450000	KDKS 1/PE/35 DB WEMID	99
9532470000	END PLATE KDKS	99

9540000000

9540000000	ZEW 35	101
------------	--------	-----

9800000000

9802720001	KDKS 1/EN/LD 24V, H-	108
9802760001	KDKS 1/ENSMT 120V, H-	108

9900000000

9908800000	PICOPAK I TO I / DK6 WITH AP	81
------------	------------------------------	----

9910000000

9911010000	2210-T210-KOM1-H131-0.1A	29
9911010005	CB2211-10 W/NC AUX., 0.1A	29
9911020000	2210-T210-KOM1-H131-0.2A	29
9911020005	CB2211-10 W/NC AUX., 0.2A	29
9911030000	2210-T210-KOM1-H131-0.3A	29
9911030005	CB2211-10 W/NC AUX., 0.3A	29
9911040000	2210-T210-KOM1-H131-0.3A	29
9911040005	CB2211-10 W/NC AUX., 0.4A	29
9911050000	2210-T210-KOM1-H131-0.5A	29
9911050005	CB2211-10 W/NC AUX., 0.5A	29
9911060000	2210-T210-KOM1-H131-0.6A	29
9911060005	CB2211-10 W/NC AUX., 0.6A	29
9911080000	2210-T210-KOM1-H131-0.8A	29
9911080005	CB2211-10 W/NC AUX., 0.8A	29
9911100000	2210-T210-KOM1-H131-1.0A	29
9911100005	CB2211-10 W/NC AUX., 1.0A	29
9911150000	2210-T210-KOM1-H131-1.5A	29
9911150005	CB2211-10 W/NC AUX., 1.5A	29
9911200000	2210-T210-KOM1-H131-2.0A	29
9911200005	CB2211-10 W/NC AUX., 2.0A	29
9911250000	2210-T210-KOM1-H131-2.5A	29
9911250005	CB2211-10 W/NC AUX., 2.5A	29
9911300000	2210-T210-KOM1-H131-3.0A	29
9911300005	CB2211-10 W/NC AUX., 3.0A	29
9911400000	2210-T210-KOM1-H131-4.0A	29
9911400005	CB2211-10 W/NC AUX., 4.0A	29
9911500000	2210-T210-KOM1-H131-5.0A	29
9911500005	CB2211-10 W/NC AUX., 5.0A	29
9911600000	2210-T210-KOM1-H131-6.0A	29
9911600005	CB2211-10 W/NC AUX., 6.0A	29
9911800000	2210-T210-KOM1-H131-8.0A	29
9911800005	CB2211-10 W/NC AUX., 8.0A	29
9912010000	2210-T220-KOM1-H131-0.1A	29
9912010003	CB2212-10 W/NO & NC AUX 0.1A	29
9912020000	2210-T220-KOM1-H131-0.2A	29
9912020003	CB2212-10 W/NO & NC AUX 0.2A	29
9912030000	2210-T220-KOM1-H131-0.3A	29
9912030003	CB2212-10 W/NO & NC AUX 0.3A	29
9912040000	2210-T220-KOM1-H131-0.4A	29
9912040003	CB2212-10 W/NO & NC AUX 0.4A	29
9912050000	2210-T220-KOM1-H131-0.5A	29
9912050003	CB2212-10 W/NO & NC AUX 0.5A	29
9912060000	2210-T220-KOM1-H131-0.6A	29
9912060003	CB2212-10 W/NO & NC AUX 0.6A	29

Part Number	Description	Page
9912080000	2210-T220-KOM1-H131-0.8A	29
9912080003	CB2212-10 W/NO & NC AUX 0.8A	29
9912100000	2210-T220-KOM1-H131-1.0A	29
9912100003	CB2212-10 W/NO & NC AUX 1.0A	29
9912150000	2210-T220-KOM1-H131-1.5A	29
9912150003	CB2212-10 W/NO & NC AUX 1.5A	29
9912200000	2210-T220-KOM1-H131-2.0A	29
9912200003	CB2212-10 W/NO & NC AUX 2.0A	29
9912250000	2210-T220-KOM1-H131-2.5A	29
9912250003	CB2212-10 W/NO & NC AUX 2.5A	29
9912300000	2210-T220-KOM1-H131-3.0A	29
9912300003	CB2212-10 W/NO & NC AUX 3.0A	29
9912400000	2210-T220-KOM1-H131-4.0A	29
9912400003	CB2212-10 W/NO & NC AUX 4.0A	29
9912500000	2210-T220-KOM1-H131-5.0A	29
9912500003	CB2212-10 W/NO & NC AUX 5.0A	29
9912600000	2210-T220-KOM1-H131-6.0A	29
9912600003	CB2212-10 W/NO & NC AUX 6.0A	29
9912800000	2210-T220-KOM1-H131-8.0A	29
9912800003	CB2212-10 W/NO & NC AUX 8.0A	29
9913010000	2210-T230-KOM1-H131-0.1A	29
9913010003	CB2213-10 W/NO & NC AUX, 0.	29
9913020000	2210-T230-KOM1-H131-0.1A	29
9913020003	CB2213-10 W/NO & NC AUX, 0.	29
9913030000	2210-T230-KOM1-H131-0.3A	29
9913030003	CB2213-10 W/NO & NC AUX, 0.	29
9913040000	2210-T230-KOM1-H131-0.4A	29
9913040003	CB2213-10 W/NO & NC AUX, 0.	29
9913050000	2210-T230-KOM1-H131-0.5A	29
9913050003	CB2213-10 W/NO & NC AUX, 0.	29
9913060000	2210-T230-KOM1-H131-0.6A	29
9913060003	CB2213-10 W/NO & NC AUX, 0.	29
9913080000	2210-T230-KOM1-H131-0.8A	29
9913080003	CB2213-10 W/NO & NC AUX, 0.	29
9913100000	2210-T230-KOM1-H131-1.0A	29
9913100003	CB2213-10 W/NO & NC AUX, 1.	29
9913150000	2210-T230-KOM1-H131-1.5A	29
9913150003	CB2213-10 W/NO & NC AUX, 1.	29
9913200000	2210-T230-KOM1-H131-2.0A	29
9913200003	CB2213-10 W/NO & NC AUX, 2.	29
9913250000	2210-T230-KOM1-H131-2.5A	29
9913250003	CB2213-10 W/NO & NC AUX, 2.	29
9913300000	2210-T230-KOM1-H131-3.0A	29
9913300003	CB2213-10 W/NO & NC AUX, 3.	29
9913400000	2210-T230-KOM1-H131-4.0A	29
9913400003	CB2213-10 W/NO & NC AUX, 4.	29
9913500000	2210-T230-KOM1-H131-5.0A	29
9913500003	CB2213-10 W/NO & NC AUX, 5.	29
9913600000	2210-T230-KOM1-H131-6.0A	29
9913600003	CB2213-10 W/NO & NC AUX, 6.	29
9913800000	2210-T230-KOM1-H131-8.0A	29
9913800003	CB2213-10 W/NO & NC AUX, 8.	29
9915480001	RS-SIMPLEX 120VAC SINGLE OUTLT	49
9915480001	RS-SIMPLEX 120VAC C/B 5A OUTL	49
9916280012	BBU 12 VDC	56
9916280024	BBU 24 VDC	56
9918370000	DMS Manual 0.5-1.7	122
9918380000	DMS Manual 2.0-8.0	122
9918390000	DMSI Manual 0.5-1.7	122
9918400000	DMSI Manual 2.0-8.0	122
9918410000	WK SI 0.4x2.5	122
9918420000	WK SI 0.5x3.0	122
9918430000	WK SI 0.6x3.5	122
9918440000	WK SI 0.8x4.0	122
9918450000	WK SI 1.0x5.5	122
9918460000	WK IK PH0	122
9918470000	WK IK PH1	122
9918480000	WK IK PH2	122
9918520000	WK S 0.4x2.5	122
9918530000	WK S 0.5x3.0	122
9918540000	WK S 0.6x3.5	122
9918550000	WK S 0.8x4.0	122
9918560000	WK S 1.0x5.5	122
9918600000	WK K PZ 0	122
9918610000	WK K PZ1	122
9918620000	WK K PZ2	122
9918700000	TSLD 5 All purpose	110
9918840024	CP SNT 12W 24V 0.5A	50
9919371205	CP-DCDC 12VDC IN/ 5VDC, 8A OUT	55
9919371212	CP-DCDC 12VDC IN/12VDC, 3A OUT	55
9919371215	CP-DCDC 12VDC IN/15VDC, 3A OUT	55
9919371224	CP-DCDC 12VDC IN/24VDC, 2A OUT	55
9919372405	CP-DCDC 24VDC IN/ 5VDC, 8A OUT	55
9919372412	CP-DCDC 24VDC IN/12VDC, 3A OUT	55
9919372415	CP-DCDC 24VDC IN/15VDC, 3A OUT	55
9919372424	CP-DCDC 24VDC IN/24VDC, 2A OUT	55

9920000000

9921000000	2210-T210-KOM1-H131-10A	29
9921000005	CB2211-10 W/NC AUX, 10.0A	29
9921120000	2210-T210-KOM1-H131-12A	29
9921120005	CB2211-10 W/NC AUX, 12A	29
9921150000	2210-T210-KOM1-H131-15A	29
9921150005	CB2211-10 W/NC AUX, 15A	29
9921160000	2210-T210-KOM1-H131-16A	29
9921160005	CB2211-10 W/NC AUX, 16A	29
9921180000	2210-T210-KOM1-H131-18A	29

Part Number	Description	Page
9921180005	CB2211-10 W/NC AUX, 18A	29
9921200000	2210-T210-KOM1-H131-20A	29
9921200005	CB2211-10 W/NC AUX, 20A	29
9921250000	2210-T210-KOM1-H131-25A	29
9921250005	CB2211-10 W/NC AUX, 25A	29
9921320000	2210-T210-KOM1-H131-32A	29
9921320005	CB2211-10 W/NC AUX, 32A	29
9922100000	2210-T220-KOM1-H131-10A	29
9922100003	CB2212-10 W/NO & NC AUX 10.0	29
9922120000	2210-T220-KOM1-H131-12A	29
9922120003	CB2212-10 W/NO & NC AUX 12.0	29
9922150000	2210-T220-KOM1-H131-15A	29
9922150003	CB2212-10 W/NO & NC AUX 15.0	29
9922160000	2210-T220-KOM1-H131-16A	29
9922160003	CB2212-10 W/1NO & 1NC AUX 16A	29
9922180000	2210-T220-KOM1-H131-18A	29
9922180003	CB2212-10 W/NO & NC AUX 18.0	29
9922200000	2210-T220-KOM1-H131-20A	29
9922200003	CB2212-10 W/NO & NC AUX 20.0	29
9922250000	2210-T220-KOM1-H131-25A	29
9922320000	2210-T220-KOM1-H131-32A	29
9923100000	2210-T230-KOM1-H131-10A	29
9923100003	CB2213-10 W/NO & NC AUX, 10.	29
9923120000	2210-T230-KOM1-H131-12A	29
9923120003	CB2213-10 W/NO & NC AUX, 12.	29
9923150000	2210-T230-KOM1-H131-15A	29
9923150003	CB2213-10 W/NO & NC AUX, 15.0A	29
9923160000	2210-T230-KOM1-H131-16A	29
9923160003	CB2213-10 W/NO & NC AUX, 16.	29
9923180000	2210-T230-KOM1-H131-18A	29
9923180003	CB2213-10 W/NO & NC AUX, 18.	29
9923200000	2210-T230-KOM1-H131-20A	29
9923200003	CB2213-10 W/NO & NC AUX, 20.0A	29
9923250000	2210-T230-KOM1-H131-25A	29
9923320000	2210-T230-KOM1-H131-32A	29
9925350000	CB9101-16, 0.5A/TS35	27
9925360000	CB9101-16, 1.0A/TS35	27
9925380000	CB9101-16, 2.0A/TS35	27
9925390000	CB9101-16, 3.0A/TS35	27
9925400000	CB9101-16, 4.0A/TS35	27
9925410000	CB9101-16, 6.0A/TS35	27
9925430000	CB9101-16, 10.0A/TS35	27
9925440000	CB9101-16, 16A/TS35	27
9925450000	CB9101-16, 20A/TS35	27
9925460000	CB9101-16, 25A/TS35	27
9925470000	CB9101-16, 32A/TS35	27
9925480000	CB9101-16, 40A/TS35	27
9925500000	CB9101-16, 63A/TS35	27
9925650000	CB9102-16, 0.5A/TS35	27
9925660000	CB9102-16, 1.0A/TS35	27
9925680000	CB9102-16, 2.0A/TS35	27
9925690000	CB9102-16, 3.0A/TS35	27
9925700000	CB9102-16, 4.0A/TS35	27
9925710000		

Part Number	Description	Page	Part Number	Description	Page	Part Number	Description	Page
9926251508	QZ-1-13-D-2-08	27	BR1C2AC	Branch / 1P Cct Brkr / C Curve / 2A	19	EXI49CH	48 VAC - Regular operation	69
9926251510	QZ-1-13-D-2-10	27	BR1C30AC	Branch / 1P Cct Brkr / C Curve / 30A	19	EXI120CHA	120 VDC/0...250 VDC 1.8 A	69
9926251515	QZ-1-13-D-2-15	27	BR1C3AC	Branch / 1P Cct Brkr / C Curve / 3A	19	EXI120CHA4	120 VDC/0...250 VDC 4 A	69
9926251520	QZ-1-13-D-2-20	27	BR1C40AC	Branch / 1P Cct Brkr / C Curve / 40A	19	EXI12CH	12 VDC/0...60 VDC 3 A	69
9926251525	QZ-1-13-D-2-25	27	BR1C50AC	Branch / 1P Cct Brkr / C Curve / 50A	19	EXI12CHA	12 VDC/0...250 VDC 1.8 A	69
9926251535	QZ-1-13-D-2-35	27	BR1C5AC	Branch / 1P Cct Brkr / C Curve / 5A	19	EXI12CHX	12 VDC/0...24 VDC 10 A	69
9926251540	QZ-1-13-D-2-40	27	BR1C60AC	Branch / 1P Cct Brkr / C Curve / 60A	19	EXI12CHXSN	Output relay 12VDC/0...24VDC 10A	69
9926251550	QZ-1-13-D-2-50	27	BR1C6AC	Branch / 1P Cct Brkr / D Curve / 0.5A	54	EXI12TH	12 VDC/0...240 VAC 3 A	69
9926251560	QZ-1-13-D-2-60	27	BR1D05AC	Branch / 1P Cct Brkr / D Curve / 0.5A	19	EXI220CHA	220 VDC/0...250 VDC 1.8 A	69
9926251801	QY-1-13-DM-U2-01-B1	26	BR1D10AC	Branch / 1P Cct Brkr / D Curve / 10A	19	EXI220CHA4	220 VDC/0...250 VDC 4 A	69
9926251802	QY-1-13-DM-U2-02-B1	26	BR1D15AC	Branch / 1P Cct Brkr / D Curve / 15A	19	EXI24CH	24 VDC/0...60 VDC 3 A	69
9926251803	QY-1-13-DM-U2-03-B1	26	BR1D1AC	Branch / 1P Cct Brkr / D Curve / 1A	19	EXI24CHA	24 VDC/0...250 VDC 1.8 A	69
9926251804	QY-1-13-DM-U2-04-B1	26	BR1D20AC	Branch / 1P Cct Brkr / D Curve / 20A	19	EXI24CHA4	24 VDC/0...250 VDC 4 A	69
9926251805	QY-1-13-DM-U2-05-B1	26	BR1D25AC	Branch / 1P Cct Brkr / D Curve / 25A	19	EXI24CHX	24 VDC/0...24 VDC 10 A	69
9926251810	QY-1-13-DM-U2-10-B1	26	BR1D2AC	Branch / 1P Cct Brkr / D Curve / 2A	19	EXI24CHXSN	Output relay 24VDC/0...24VDC 10A	69
9926251815	QY-1-13-DM-U2-15-B1	26	BR1D30AC	Branch / 1P Cct Brkr / D Curve / 30A	19	EXI24IHA	24 VDC/0...240/250 VAC/VDC 1.2 A	69
9926251820	QY-1-13-DM-U2-20-B1	26	BR1D3AC	Branch / 1P Cct Brkr / D Curve / 3A	19	EXI24TH	24 VDC/0...240 VAC 3 A, Snubber	69
9926251825	QY-1-13-DM-U2-25-B1	26	BR1D40AC	Branch / 1P Cct Brkr / D Curve / 40A	19	EXI24TR	24 VDC/0...240 VAC 3 A	69
9926251830	QY-1-13-DM-U2-30-B1	26	BR1D50AC	Branch / 1P Cct Brkr / D Curve / 50A	19	EXI48CHA	48 VDC/0...250 VDC 1.8 A	69
9926251835	QY-1-13-DM-U2-35-B1	26	BR1D5AC	Branch / 1P Cct Brkr / D Curve / 5A	19	EXI48CHA4	48 VDC/0...250 VDC 4 A	69
9926251840	QY-1-13-DM-U2-40-B1	26	BR1D60AC	Branch / 1P Cct Brkr / D Curve / 60A	19	EXI48CHX	48 VDC/0...24 VDC 10 A	69
9926251845	QY-1-13-DM-U2-45-B1	26	BR2C05AC	Branch / 2P Cct Brkr / D Curve / 0.5A	19	EXI48CHXSN	Output relay 48VDC/0...24VDC 10A	69
9926251850	QY-1-13-DM-U2-50-B1	26	BR2C10AC	Branch / 2P Cct Brkr / C Curve / 10A	19	EXI05CH	5 VDC/0...60 VDC 3 A	69
9926251860	QY-1-13-DM-U2-60-B1	26	BR2C15AC	Branch / 2P Cct Brkr / C Curve / 15A	19	EXI05CHA	5 VDC/0...250 VDC 1.8 A	69
9926251900	QY-1-13-DM-U2-05	26	BR2C1AC	Branch / 2P Cct Brkr / C Curve / 1A	19	EXI05CHX	5 VDC/0...24 VDC 10 A	69
9926251901	QY-1-13-DM-U2-01	26	BR2C20AC	Branch / 2P Cct Brkr / C Curve / 20A	19	EXI05CHXSN	Output relay 5VDC/0...24VDC 10A	69
9926251902	QY-1-13-DM-U2-02	26	BR2C25AC	Branch / 2P Cct Brkr / C Curve / 25A	19	EXI05IHA	5 VDC/0...240/250 VAC/VDC 1.2 A	69
9926251903	QY-1-13-DM-U2-03	26	BR2C2AC	Branch / 2P Cct Brkr / C Curve / 2A	19	EXI05TH	5 VDC/0...240 VAC 3 A	69
9926251904	QY-1-13-DM-U2-04	26	BR2C30AC	Branch / 2P Cct Brkr / C Curve / 30A	19	EXI05THT	120 VAC/0...240 VAC 3 A	69
9926251905	QY-1-13-DM-U2-05	26	BR2C40AC	Branch / 2P Cct Brkr / C Curve / 40A	19	EXI05THT	230 VAC/0...240 VAC 1.5 A	69
9926251910	QY-1-13-DM-U2-10	26	BR2C50AC	Branch / 2P Cct Brkr / C Curve / 50A	19			
9926251915	QY-1-13-DM-U2-15	26	BR2C5AC	Branch / 2P Cct Brkr / C Curve / 5A	19			
9926251920	QY-1-13-DM-U2-20	26	BR2C60AC	Branch / 2P Cct Brkr / C Curve / 60A	19			
9926251925	QY-1-13-DM-U2-25	26	BR2D05AC	Branch / 2P Cct Brkr / D Curve / 0.5A	19			
9926251930	QY-1-13-DM-U2-30	26	BR2D10AC	Branch / 2P Cct Brkr / D Curve / 10A	19			
9926251935	QY-1-13-DM-U2-35	26	BR2D15AC	Branch / 2P Cct Brkr / D Curve / 15A	19			
9926251940	QY-1-13-DM-U2-40	26	BR2D1AC	Branch / 2P Cct Brkr / D Curve / 1A	19			
9926251945	QY-1-13-DM-U2-45	26	BR2D20AC	Branch / 2P Cct Brkr / D Curve / 20A	19			
9926251950	QY-1-13-DM-U2-50	26	BR2D25AC	Branch / 2P Cct Brkr / D Curve / 25A	19			
9926251960	QY-1-13-DM-U2-60	26	BR2D2AC	Branch / 2P Cct Brkr / D Curve / 2A	19			
9926252000	QL-2-13-DM-KM-05	26	BR2D30AC	Branch / 2P Cct Brkr / D Curve / 30A	19			
9926252001	QL-2-13-DM-KM-01	26	BR2D40AC	Branch / 2P Cct Brkr / D Curve / 40A	19			
9926252002	QL-2-13-DM-KM-02	26	BR2D50AC	Branch / 2P Cct Brkr / D Curve / 50A	19			
9926252003	QL-2-13-DM-KM-03	26	BR2D5AC	Branch / 2P Cct Brkr / D Curve / 5A	19			
9926252004	QL-2-13-DM-KM-04	26	BR2D60AC	Branch / 2P Cct Brkr / D Curve / 60A	19			
9926252005	QL-2-13-DM-KM-05	26	BR3C10AC	Branch / 3P Cct Brkr / C Curve / 10A	19			
9926252006	QL-2-13-DM-KM-06	26	BR3C15AC	Branch / 3P Cct Brkr / C Curve / 15A	19			
9926252007	QL-2-13-DM-KM-07	26	BR3C1AC	Branch / 3P Cct Brkr / C Curve / 1A	19			
9926252008	QL-2-13-DM-KM-08	26	BR3C20AC	Branch / 3P Cct Brkr / C Curve / 20A	19			
9926252010	QL-2-13-DM-KM-10	26	BR3C25AC	Branch / 3P Cct Brkr / C Curve / 25A	19			
9926252013	QL-2-13-DM-KM-13	26	BR3C2AC	Branch / 3P Cct Brkr / C Curve / 2A	19			
9926252015	QL-2-13-DM-KM-15	26	BR3C30AC	Branch / 3P Cct Brkr / C Curve / 30A	19			
9926252016	QL-2-13-DM-KM-16	26	BR3C40AC	Branch / 3P Cct Brkr / C Curve / 40A	19			
9926252020	QL-2-13-DM-KM-20	26	BR3C50AC	Branch / 3P Cct Brkr / C Curve / 50A	19			
9926252025	QL-2-13-DM-KM-25	26	BR3C5AC	Branch / 3P Cct Brkr / C Curve / 5A	19			
9926252501	QZ-2-13-D-2-01	27	BR3C60AC	Branch / 3P Cct Brkr / C Curve / 60A	19			
9926252502	QZ-2-13-D-2-04	27	BR3C6AC	Branch/3P CctBrkr/C Curve/6A	54			
9926252504	QZ-2-13-D-2-04	27	BR3D10AC	Branch / 3P Cct Brkr / D Curve / 10A	19			
9926252505	QZ-2-13-D-2-05	27	BR3D15AC	Branch / 3P Cct Brkr / D Curve / 15A	19			
9926252506	QZ-2-13-D-2-06	27	BR3D1AC	Branch / 3P Cct Brkr / D Curve / 1A	19			
9926252510	QZ-2-13-D-2-10	27	BR3D20AC	Branch / 3P Cct Brkr / D Curve / 20A	19			
9926252515	QZ-2-13-D-2-15	27	BR3D25AC	Branch / 3P Cct Brkr / D Curve / 25A	19			
9926252520	QZ-2-13-D-2-20	27	BR3D2AC	Branch / 3P Cct Brkr / D Curve / 2A	19			
9926252525	QZ-2-13-D-2-25	27	BR3D30AC	Branch / 3P Cct Brkr / D Curve / 30A	19			
9926252530	QZ-2-13-D-2-30	27	BR3D40AC	Branch / 3P Cct Brkr / D Curve / 40A	19			
9926252535	QZ-2-13-D-2-35	27	BR3D50AC	Branch / 3P Cct Brkr / D Curve / 50A	19			
9926252540	QZ-2-13-D-2-40	27	BR3D5AC	Branch / 3P Cct Brkr / D Curve / 5A	19			
9926252550	QZ-2-13-D-2-50	27	BR3D60AC	Branch / 3P Cct Brkr / D Curve / 60A	19			
9926252560	QZ-2-13-D-2-60	27						
9926253510	QZ-3-13-D-2-10	27						
9926253515	QZ-3-13-D-2-15	27						
9926253520	QZ-3-13-D-2-20	27						
9926253525	QZ-3-13-D-2-25	27						
9926253530	QZ-3-13-D-2-30	27						
9926253540	QZ-3-13-D-2-40	27						
9926253550	QZ-3-13-D-2-50	27						
9926253560	QZ-3-13-D-2-60	27						
9928890005	CP SNT 24W 5V 2A	50						
9928890012	CP SNT 24W 12V 1.5A	50						
9928890015	CP SNT 24W 15V 1.5A	50						
9928890024	CP SNT 24W 24V 1A	50						
9928890028	CP SNT 24W 28V 1A	50						
9929820000	CB9101-16, 13.0A/TS35	27						
9929830000	CB9102-16, 13.0A/TS35	27						
9929840000	CB9103-16, 13.0A/TS35	27						
999000								
999716	TS35 2-1/4	110						
999789	TS35 2-1/4	110						
B								
BR1C05AC	Branch / 1P Cct Brkr / C Curve / 0.5A	19						
BR1C10AC	Branch / 1P Cct Brkr / C Curve / 10A	19						
BR1C15AC	Branch / 1P Cct Brkr / C Curve / 15A	19						
BR1C1AC	Branch / 1P Cct Brkr / C Curve / 1A	19						
BR1C20AC	Branch / 1P Cct Brkr / C Curve / 20A	19						
BR1C25AC	Branch / 1P Cct Brkr / C Curve / 25A	19						
C								
C9000676	ST 5/EN	97						
C9000686	END PLATE ST 5/EN, ST 5P/EN	97						
C9001456	ST 5P/EN	97						
C9040396	AP (1.5mm)	81						
C904908601	ST 6/EN	97						
C904910600	END PLATE ST 6/EN	97						
C905234600	ST 5N/EN	97						
C905235600	END PLATE ST 5N/EN	97						
C905265600	ST 25/EN	97						
C905266600	END PLATE ST 25/EN	97						
E								
EXI120CH	120 VAC - Regular operation	69						
EXI120CHI	120 VAC - Normally closed	69						
EXI120CHP	120 VAC - Regular operation w/proxy	69						
EXI125CH	120 VDC - Regular operation	69						
EXI12CH	12 VDC - Regular operation	69						
EXI230CH	230 VAC - Regular operation	69						
EXI230CHI	230 VAC - Normally closed	69						
EXI230CHP	230 VAC - Regular operation w/proxy	69						
EXI230CHR	230 VAC - Current limiting Secondary	69						
EXI24CH	24 VDC - Regular operation	69						
EXI24CHL	24 VDC - Fast DC switching, 10/25 µs	69						
EXI24CHF	24 VDC - Increased Input Current	69						
EXI250CH	250 VDC - Regular operation	69						
EXI25CH	24 VAC - Regular operation	69						
EXI48CH	48 VDC - Regular operation	69						
M								
MIS1CCN	DELCON BASE INPUT 1Ch..Z CONN.	68						
MIS1CCNEX	DIN socket for EXI Input Relay	69						
MIS1GN	DELCON BASE INPUT 1Ch..S CONN.	68						
MIS1GNEX	DIN socket for EXI Input Relay	69						
MIS1TINEX	DIN socket for EXI Input Relay with test points	69						
MOS1CCN	DELCON BASE OUTPUT 1Ch..Z CONN	68						
MOS1CCNEX	DIN socket for EXI Output Relay	69						
MOS1GN	DELCON BASE OUTPUT 1Ch..S CONN	68						
MOS1GNEX	DIN socket for EXI Output Relay	69						
MOS1TINEX	DIN socket for EXI Output Relay with test points	69						
S								
SLI120CH	DELCON 120VACIN/60VDC,100MAOUT	68						
SLI120CR	DELCON 120VACIN/60VDC,50MAOUT	68						
SLI120CRI	DELCON 120VACIN/60VDC,100MAOUT	68						
SLI120CRP	DELCON 120VACIN/60VDC,50MAOUT	68						
SLI125CH	DELCON 125VDCIN/60VDC,50MAOUT	68						
SLI125CR	DELCON 125VDCIN/60VDC,50MAOUT	68						
SLI12CR	DELCON 12VDCIN/60VDC,50MAOUT	68						
SLI230CH	DELCON 230VACIN/60VDC,50MAOUT	68						
SLI230CR	DELCON 230VACIN/60VDC,50MAOUT	68						
SLI230CRI	DELCON 230VACIN/60VDC,100MAOUT							

Part Number	Description	Page
SU1C50AC	Suppl / 1P Cct Brkr / C Curve / 50A	22
SU1C5AC	Suppl / 1P Cct Brkr / C Curve / 5A	22
SU1C60AC	Suppl / 1P Cct Brkr / C Curve / 60A	22
SU1D05AC	Suppl / 1P Cct Brkr / D Curve / 0.5A	22
SU1D10AC	Suppl / 1P Cct Brkr / D Curve / 10A	22
SU1D15AC	Suppl / 1P Cct Brkr / D Curve / 15A	22
SU1D1AC	Suppl / 1P Cct Brkr / D Curve / 1A	22
SU1D20AC	Suppl / 1P Cct Brkr / D Curve / 20A	22
SU1D25AC	Suppl / 1P Cct Brkr / D Curve / 25A	22
SU1D2AC	Suppl / 1P Cct Brkr / D Curve / 2A	22
SU1D30AC	Suppl / 1P Cct Brkr / D Curve / 30A	22
SU1D3AC	Suppl / 1P Cct Brkr / D Curve / 3A	22
SU1D40AC	Suppl / 1P Cct Brkr / D Curve / 40A	22
SU1D50AC	Suppl / 1P Cct Brkr / D Curve / 50A	22
SU1D5AC	Suppl / 1P Cct Brkr / D Curve / 5A	22
SU1D60AC	Suppl / 1P Cct Brkr / D Curve / 60A	22
SU2C05AC	Suppl / 2P Cct Brkr / C Curve / 0.5A	22
SU2C10AC	Suppl / 2P Cct Brkr / C Curve / 10A	22
SU2C15AC	Suppl / 2P Cct Brkr / C Curve / 15A	22
SU2C1AC	Suppl / 2P Cct Brkr / C Curve / 1A	22
SU2C20AC	Suppl / 2P Cct Brkr / C Curve / 20A	22
SU2C25AC	Suppl / 2P Cct Brkr / C Curve / 25A	22
SU2C2AC	Suppl / 2P Cct Brkr / C Curve / 2A	22
SU2C30AC	Suppl / 2P Cct Brkr / C Curve / 30A	22
SU2C40AC	Suppl / 2P Cct Brkr / C Curve / 40A	22
SU2C50AC	Suppl / 2P Cct Brkr / C Curve / 50A	22
SU2C5AC	Suppl / 2P Cct Brkr / C Curve / 5A	22
SU2C60AC	Suppl / 2P Cct Brkr / C Curve / 60A	22
SU2D05AC	Suppl / 2P Cct Brkr / D Curve / 0.5A	22
SU2D10AC	Suppl / 2P Cct Brkr / D Curve / 10A	22
SU2D15AC	Suppl / 2P Cct Brkr / D Curve / 15A	22
SU2D1AC	Suppl / 2P Cct Brkr / D Curve / 1A	22
SU2D20AC	Suppl / 2P Cct Brkr / D Curve / 20A	22
SU2D25AC	Suppl / 2P Cct Brkr / D Curve / 25A	22
SU2D2AC	Suppl / 2P Cct Brkr / D Curve / 2A	22
SU2D30AC	Suppl / 2P Cct Brkr / D Curve / 30A	22
SU2D40AC	Suppl / 2P Cct Brkr / D Curve / 40A	22
SU2D50AC	Suppl / 2P Cct Brkr / D Curve / 50A	22
SU2D5AC	Suppl / 2P Cct Brkr / D Curve / 5A	22
SU2D60AC	Suppl / 2P Cct Brkr / D Curve / 60A	22
SU3C10AC	Suppl / 3P Cct Brkr / C Curve / 10A	22
SU3C15AC	Suppl / 3P Cct Brkr / C Curve / 15A	22
SU3C1AC	Suppl / 3P Cct Brkr / C Curve / 1A	22
SU3C20AC	Suppl / 3P Cct Brkr / C Curve / 20A	22
SU3C25AC	Suppl / 3P Cct Brkr / C Curve / 25A	22
SU3C2AC	Suppl / 3P Cct Brkr / C Curve / 2A	22
SU3C30AC	Suppl / 3P Cct Brkr / C Curve / 30A	22
SU3C40AC	Suppl / 3P Cct Brkr / C Curve / 40A	22
SU3C50AC	Suppl / 3P Cct Brkr / C Curve / 50A	22
SU3C5AC	Suppl / 3P Cct Brkr / C Curve / 5A	22
SU3C60AC	Suppl / 3P Cct Brkr / C Curve / 60A	22
SU3D10AC	Suppl / 3P Cct Brkr / D Curve / 10A	22
SU3D15AC	Suppl / 3P Cct Brkr / D Curve / 15A	22
SU3D1AC	Suppl / 3P Cct Brkr / D Curve / 1A	22
SU3D20AC	Suppl / 3P Cct Brkr / D Curve / 20A	22
SU3D25AC	Suppl / 3P Cct Brkr / D Curve / 25A	22
SU3D2AC	Suppl / 3P Cct Brkr / D Curve / 2A	22
SU3D30AC	Suppl / 3P Cct Brkr / D Curve / 30A	22
SU3D40AC	Suppl / 3P Cct Brkr / D Curve / 40A	22
SU3D50AC	Suppl / 3P Cct Brkr / D Curve / 50A	22
SU3D5AC	Suppl / 3P Cct Brkr / D Curve / 5A	22
SU3D60AC	Suppl / 3P Cct Brkr / D Curve / 60A	22

Description	Part Number	Page	Description	Part Number	Page	Description	Part Number	Page
Branch / 3P Cct Brkr / C Curve / 10A	BR3C10AC	19	CB2213-10 W/NO & NC AUX., 0.	9913080003	29	CB9102-16, 3.0A/TS35	9925690000	27
Branch / 3P Cct Brkr / C Curve / 15A	BR3C15AC	19	CB2213-10 W/NO & NC AUX., 1.	9913100003	29	CB9102-16, 4.0A/TS35	9925700000	27
Branch / 3P Cct Brkr / C Curve / 1A	BR3C1AC	19	CB2213-10 W/NO & NC AUX., 1.	9913150003	29	CB9102-16, 6.0A/TS35	9925710000	27
Branch / 3P Cct Brkr / C Curve / 20A	BR3C20AC	19	CB2213-10 W/NO & NC AUX., 2.	9913200003	29	CB9102-16, 10.0A/TS35	9925730000	27
Branch / 3P Cct Brkr / C Curve / 25A	BR3C25AC	19	CB2213-10 W/NO & NC AUX., 2.	9913250003	29	CB9102-16, 13.0A/TS35	9925983000	27
Branch / 3P Cct Brkr / C Curve / 2A	BR3C2AC	19	CB2213-10 W/NO & NC AUX., 3.	9913300003	29	CB9102-16, 16A/TS35	9925740000	27
Branch / 3P Cct Brkr / C Curve / 30A	BR3C30AC	19	CB2213-10 W/NO & NC AUX., 4.	9913400003	29	CB9102-16, 20A/TS35	9925750000	27
Branch / 3P Cct Brkr / C Curve / 40A	BR3C40AC	19	CB2213-10 W/NO & NC AUX., 5.	9913500003	29	CB9102-16, 25A/TS35	9925760000	27
Branch / 3P Cct Brkr / C Curve / 50A	BR3C50AC	19	CB2213-10 W/NO & NC AUX., 6.	9913600003	29	CB9102-16, 32A/TS35	9925770000	27
Branch / 3P Cct Brkr / C Curve / 5A	BR3C5AC	19	CB2213-10 W/NO & NC AUX., 8.	9913800003	29	CB9102-16, 40A/TS35	9925780000	27
Branch / 3P Cct Brkr / C Curve / 60A	BR3C60AC	19	CB2213-10 W/NO & NC AUX., 10.	9923100003	29	CB9102-16, 50A/TS35	9925790000	27
Branch / 3P Cct Brkr / D Curve / 10A	BR3D10AC	19	CB2213-10 W/NO & NC AUX., 12.	9923120003	29	CB9102-16, 63A/TS35	9925800000	27
Branch / 3P Cct Brkr / D Curve / 15A	BR3D15AC	19	CB2213-10 W/NO & NC AUX., 15.0A	9923150003	29	CB9103-16, 0.5A/TS35	9925810000	27
Branch / 3P Cct Brkr / D Curve / 1A	BR3D1AC	19	CB2213-10 W/NO & NC AUX., 16.	9923160003	29	CB9103-16, 1.0A/TS35	9925820000	27
Branch / 3P Cct Brkr / D Curve / 20A	BR3D20AC	19	CB2213-10 W/NO & NC AUX., 18.	9923180003	29	CB9103-16, 2.0A/TS35	9925840000	27
Branch / 3P Cct Brkr / D Curve / 25A	BR3D25AC	19	CB2213-10 W/NO & NC AUX., 20.0A	9923200003	29	CB9103-16, 3.0A/TS35	9925850000	27
Branch / 3P Cct Brkr / D Curve / 2A	BR3D2AC	19	CB4201-10, 1.0A/TS35	9101903500	28	CB9103-16, 4.0A/TS35	9925860000	27
Branch / 3P Cct Brkr / D Curve / 30A	BR3D30AC	19	CB4201-10, 0.1A/TS35	9104173500	28	CB9103-16, 6.0A/TS35	9925870000	27
Branch / 3P Cct Brkr / D Curve / 40A	BR3D40AC	19	CB4201-10, 0.2A/TS35	9104183500	28	CB9103-16, 10.0A/TS35	9925890000	27
Branch / 3P Cct Brkr / D Curve / 50A	BR3D50AC	19	CB4201-10, 0.3A/TS35	9129813500	28	CB9103-16, 13.0A/TS35	9929840000	27
Branch / 3P Cct Brkr / D Curve / 5A	BR3D5AC	19	CB4201-10, 0.4A/TS35	9124093500	28	CB9103-16, 16A/TS35	9925900000	27
Branch / 3P Cct Brkr / D Curve / 60A	BR3D60AC	19	CB4201-10, 0.5A/TS35	9101003500	28	CB9103-16, 20A/TS35	9925910000	27
Branch/3P CctBrkr/C Curve/6A	BR3C6AC	54	CB4201-10, 0.6A/TS35	9124113500	28	CB9103-16, 25A/TS35	9925920000	27
BS M4X30,ST	0267100000	109	CB4201-10, 0.7A/TS35	9129563500	28	CB9103-16, 32A/TS35	9925930000	27
Bus bar (1 pole, insulated 1m)	67101904	27	CB4201-10, 0.8A/TS35	9101103500	28	CB9103-16, 40A/TS35	9925940000	27
Bus bar (2 pole, insulated 1m)	67101972	27	CB4201-10, 1.0A/TS35	9101203500	28	CB9103-16, 50A/TS35	9925950000	27
Bus bar (3 pole, insulated 1m)	67101971	27	CB4201-10, 1.2A/TS35	9101303500	28	CB9103-16, 63A/TS35	9925960000	27
Bus bar end cap, 1 pole	67101973	27	CB4201-10, 1.5A/TS35	9101403500	28	CBX200 USB INTERFACE KIT	8978580000	82
Bus bar end cap, 2 pole or 3 pole	67101974	27	CB4201-10, 1.8A/TS35	9124143500	28	CC 15/17 K	1876600000	89
			CB4201-10, 1.1A/TS35	9124183500	28	CC 15/17 K MC NEUTR. WS	1876590000	89
			CB4201-10, 1.2A/TS35	9107843500	28	CC 15/17 MC	1876570000	89
C			CB4201-10, 1.3A/TS35	9124193500	28	CC 15/17 MC SPC PRINT WHITE	1876620000	89
Cable Adapters PG 16/NPT 1/2"	1712360000	33	CB4201-10, 1.4A/TS35	9107853500	28	CC 15/27 K	1876750000	89
Cable Adapters PG 21/NPT 3/4"	1712370000	33	CB4201-10, 1.5A/TS35	9102003500	28	CC 15/27 K MC NEUT. WH	1876640000	89
Cable Adapters PG 29/NPT 1"	1712390000	33	CB4201-10, 1.6A/TS35	9124213500	28	CC 15/27 MC	1876770000	89
Cable Adapters PG 36/NPT 1 1/4"	1712380000	33	CB4201-10, 2.0A/TS35	9101503500	28	CC 15/27 MC SPC PRINT WHITE	1876630000	89
Cable Gland Metal VG 11-MS68	1569080000	31	CB4201-10, 2.5A/TS35	9101603500	28	CC 15/49 K	1877230000	89
Cable Gland Metal VG 13.5-MS68	1569090000	33	CB4201-10, 3.0A/TS35	9101703500	28	CC 15/49 K MC WHITE	1877220000	89
Cable Gland Metal VG 16-MS68	1569100000	31	CB4201-10, 3.5A/TS35	9124163500	28	CC 15/49 MC	1877260000	89
Cable Gland Metal VG 21-MS68	1569110000	31	CB4201-10, 4.0A/TS35	9104353500	28	CC 15/49 MC SPECIAL PRINT	1877200000	89
Cable Gland Metal VG 29-MS68	1569120000	33	CB4201-10, 4.5A/TS35	9124173500	28	CC 15/60 K	1877320000	89
Cable Gland Plastic VG 11-K68	1569090000	31	CB4201-10, 5.0A/TS35	9101803500	28	CC 15/60 K MC WHITE	1877310000	89
Cable Gland Plastic VG 13.5-K68	1569000000	33	CB4201-10, 5.5A/TS35	9107833500	28	CC 15/60 MC	1877350000	89
Cable Gland Plastic VG 16-K68	1569010000	33	CB4201-10, 6.0A/TS35	9103813500	28	CC 15/60 MC SONDERD.	1877300000	89
Cable Gland Plastic VG 21-K68	1569020000	33	CB4201-10, 6.5A/TS35	9120043500	28	CC 30/60 K	1934370000	89
Cable Gland Plastic VG 29-K68	1569030000	33	CB4201-10, 7.0A/TS35	9104153500	28	CC 30/60 K MC WHITE	1934390000	89
CB2211-10 W/NC AUX. 10.0A	9921100005	29	CB4201-10, 8.0A/TS35	9103003500	28	CC 30/60 MC	1934420000	89
CB2211-10 W/NC AUX. 12A	9921120005	29	CB4201-10, 9.0A/TS35	9104613500	28	CC 30/60 MC SPC PRINTED WHITE	1934410000	89
CB2211-10 W/NC AUX. 15A	9921150005	29	CB4202-10, 0.1A/TS35	9120353500	28	CC 85/54 K MC SP PRINT	1138470000	89
CB2211-10 W/NC AUX. 16A	9921160005	29	CB4202-10, 0.2A/TS35	9124243500	28	CC 85/54 MC	1138400000	89
CB2211-10 W/NC AUX. 18A	9921180005	29	CB4202-10, 0.3A/TS35	9124263500	28	CC 85/54 MC	1138460000	89
CB2211-10 W/NC AUX. 20A	9921200005	29	CB4202-10, 0.4A/TS35	9124273500	28	CC 85/87 K MC NE WS (WHITE)	1138430000	89
CB2211-10 W/NC AUX. 25A	9921250005	29	CB4202-10, 0.5A/TS35	9129583500	28	CC-M 10/30 2X2.5 AL	1483780000	90
CB2211-10 W/NC AUX. 32A	9921320005	29	CB4202-10, 0.6A/TS35	9124283500	28	CC-M 10/30 2X2.5 ST	1500150000	90
CB2211-10 W/NC AUX. 1.0A	9911100005	29	CB4202-10, 0.7A/TS35	9124293500	28	CC-M 15/45 2x3 AL	1327900000	90
CB2211-10 W/NC AUX., 0.1A	9911010005	29	CB4202-10, 0.8A/TS35	9129593500	28	CC-M 15/45 2x3 ST	1327920000	90
CB2211-10 W/NC AUX., 0.2A	9911020005	29	CB4202-10, 1.0A/TS35	9129613500	28	CC-M 15/45 AL	1327730000	90
CB2211-10 W/NC AUX., 0.3A	9911030005	29	CB4202-10, 1.2A/TS35	9129623500	28	CC-M 15/45 ST	1327740000	90
CB2211-10 W/NC AUX., 0.4A	9911040005	29	CB4202-10, 1.5A/TS35	9129633500	28	CC-M 15/60 2x3 AL	1327880000	90
CB2211-10 W/NC AUX., 0.5A	9911050005	29	CB4202-10, 1.8A/TS35	9124333500	28	CC-M 15/60 2x3 ST	1327890000	90
CB2211-10 W/NC AUX., 0.6A	9911060005	29	CB4202-10, 10A/TS35	9129683500	28	CC-M 15/60AL	1327700000	90
CB2211-10 W/NC AUX., 0.8A	9911080005	29	CB4202-10, 2.0A/TS35	9129643500	28	CC-M 15/60ST	1327720000	90
CB2211-10 W/NC AUX., 1.5A	9911150005	29	CB4202-10, 2.5A/TS35	9129653500	28	CC-M 18/52 2X3 AL	1390400000	90
CB2211-10 W/NC AUX., 2.0A	9911200005	29	CB4202-10, 3.0A/TS35	9129663500	28	CC-M 18/52 2X3 ST	1505350000	90
CB2211-10 W/NC AUX., 2.5A	9911250005	29	CB4202-10, 3.5A/TS35	9124343500	28	CC-M 27/18 2X3 AL	1463870000	90
CB2211-10 W/NC AUX., 3.0A	9911300005	29	CB4202-10, 4.0A/TS35	9129713500	28	CC-M 27/18 2X3 ST	1463880000	90
CB2211-10 W/NC AUX., 4.0A	9911400005	29	CB4202-10, 5.0A/TS35	9129673500	28	CC-M 27/18 AL	1327630000	90
CB2211-10 W/NC AUX., 5.0A	9911500005	29	CB4202-10, 6.0A/TS35	9124373500	28	CC-M 27/18 ST	1327640000	90
CB2211-10 W/NC AUX., 6.0A	9911600005	29	CB4202-10, 7.0A/TS35	9124393500	28	CC-M 27/70 2X3 AL	1500170000	90
CB2211-10 W/NC AUX., 8.0A	9911800005	29	CB4202-10, 8.0A/TS35	9104673500	28	CC-M 27/70 2X3 ST	1500190000	90
CB2212-10 W/1NO & 1NC AUX 16A	9922160003	29	CB4202-10, 9.0A/TS35	9124423500	28	CC-M 30/60 2x3 AL	1327850000	90
CB2212-10 W/NO & NC AUX 0.1A	9912010003	29	CB4202-10, 11A/TS35	9124433500	28	CC-M 30/60 2x3 ST	1327870000	90
CB2212-10 W/NO & NC AUX 0.2A	9912020003	29	CB4202-10, 12A/TS35	9124443500	28	CC-M 30/60AL	1327680000	90
CB2212-10 W/NO & NC AUX 0.3A	9912030003	29	CB4202-10, 13A/TS35	9124453500	28	CC-M 30/60ST	1327690000	90
CB2212-10 W/NO & NC AUX 0.4A	9912040003	29	CB4202-10, 14A/TS35	9124463500	28	CC-M 43/70 AL	1500200000	90
CB2212-10 W/NO & NC AUX 0.5A	9912050003	29	CB4202-10, 15A/TS35	9129693500	28	CC-M 43/70 ST	1500220000	90
CB2212-10 W/NO & NC AUX 0.6A	9912060003	29	CB4202-10, 16A/TS35	9124473500	28	CC-M 58/35 2x3 AL	1415710000	90
CB2212-10 W/NO & NC AUX 0.8A	9912080003	29	CB4202-10, 4.5A/TS35	9124353500	28	CC-M 58/35 2x3 ST	1415670000	90
CB2212-10 W/NO & NC AUX 1.0A	9912100003	29	CB4202-10, 5.5A/TS35	9124363500	28	CC-M 58/35 AL	1415750000	90
CB2212-10 W/NO & NC AUX 1.5A	9912150003	29	CB4202-10, 6.5A/TS35	9124383500	28	CC-M 58/35 ST	1415730000	90
CB2212-10 W/NO & NC AUX 10.0	9922100003	29	CB9101-16, 0.5A/TS35	9925350000	27	CC-M 70/48 2x3 AL	1415720000	90
CB2212-10 W/NO & NC AUX 12.0	9922120003	29	CB9101-16, 1.0A/TS35	9925360000	27	CC-M 70/48 2x3 ST	1415680000	90
CB2212-10 W/NO & NC AUX 15.0	9922150003	29	CB9101-16, 13.0A/TS35	9929820000	27	CC-M 70/48 AL	1415770000	90
CB2212-10 W/NO & NC AUX 18.0	9922180003	29	CB9101-16, 16A/TS35	9925440000	27	CC-M 70/48 ST	1415740000	90
CB2212-10 W/NO & NC AUX 2.0A	9912200003	29	CB9101-16, 2.0A/TS35	9925380000	27	CC-M 85/27 2x3 AL	1327830000	90
CB2212-10 W/NO & NC AUX 2.5A	9912250003	29	CB9101-16, 20A/TS35	9925450000	27	CC-M 85/27 2x3 ST	1327840000	

Description	Part Number	Page	Description	Part Number	Page	Description	Part Number	Page
CLI C 02-3 GE/SW 3 MP	0252111511	88	CLI C 3-6 GE/SW 3 MP	0253411511	88	CLI O 20-3 GE/SW P MP	0648101667	88
CLI C 02-3 GE/SW 4 MP	0252111514	88	CLI C 3-6 GE/SW 4 MP	0253411514	88	CLI O 20-3 GE/SW Q MP	0648101669	88
CLI C 02-3 GE/SW 5 MP	0252111517	88	CLI C 3-6 GE/SW 5 MP	0253411517	88	CLI O 20-3 GE/SW R MP	0648101671	88
CLI C 02-3 GE/SW 6 MP	0252111520	88	CLI C 3-6 GE/SW 6 MP	0253411520	88	CLI O 20-3 GE/SW S MP	0648101673	88
CLI C 02-3 GE/SW 7 MP	0252111523	88	CLI C 3-6 GE/SW 7 MP	0253411523	88	CLI O 20-3 GE/SW T MP	0648101676	88
CLI C 02-3 GE/SW 8 MP	0252111526	88	CLI C 3-6 GE/SW 8 MP	0253411526	88	CLI O 20-3 GE/SW U MP	0648101679	88
CLI C 02-3 GE/SW 9 MP	0252111529	88	CLI C 3-6 GE/SW 9 MP	0253411529	88	CLI O 20-3 GE/SW V MP	0648101681	88
CLI C 02-3 GE/SW A MP	0252111637	88	CLI C 3-6 GE/SW A MP	0253411637	88	CLI O 20-3 GE/SW W MP	0648101683	88
CLI C 02-3 GE/SW B MP	0252111639	88	CLI C 3-6 GE/SW B MP	0253411639	88	CLI O 20-3 GE/SW X MP	0648101687	88
CLI C 02-3 GE/SW C MP	0252111641	88	CLI C 3-6 GE/SW C MP	0253411641	88	CLI O 20-3 GE/SW Y MP	0648101696	88
CLI C 02-3 GE/SW D MP	0252111643	88	CLI C 3-6 GE/SW D MP	0253411643	88	CLI O 20-3 GE/SW Z MP	0648101698	88
CLI C 02-3 GE/SW E MP	0252111645	88	CLI C 3-6 GE/SW E MP	0253411645	88	CLI O 30-3 GE/SW O MP	0648201502	88
CLI C 02-3 GE/SW F MP	0252111647	88	CLI C 3-6 GE/SW ET MP	0253411746	88	CLI O 30-3 GE/SW 1 MP	0648201505	88
CLI C 02-3 GE/SW G MP	0252111649	88	CLI C 3-6 GE/SW F MP	0253411647	88	CLI O 30-3 GE/SW 2 MP	0648201508	88
CLI C 02-3 GE/SW H MP	0252111651	88	CLI C 3-6 GE/SW G MP	0253411649	88	CLI O 30-3 GE/SW 3 MP	0648201511	88
CLI C 02-3 GE/SW I MP	0252111653	88	CLI C 3-6 GE/SW H MP	0253411651	88	CLI O 30-3 GE/SW 4 MP	0648201514	88
CLI C 02-3 GE/SW J MP	0252111655	88	CLI C 3-6 GE/SW I MP	0253411653	88	CLI O 30-3 GE/SW 5 MP	0648201517	88
CLI C 02-3 GE/SW K MP	0252111657	88	CLI C 3-6 GE/SW J MP	0253411655	88	CLI O 30-3 GE/SW 6 MP	0648201520	88
CLI C 02-3 GE/SW L MP	0252111659	88	CLI C 3-6 GE/SW K MP	0253411657	88	CLI O 30-3 GE/SW 7 MP	0648201523	88
CLI C 02-3 GE/SW M MP	0252111661	88	CLI C 3-6 GE/SW L MP	0253411659	88	CLI O 30-3 GE/SW 8 MP	0648201526	88
CLI C 02-3 GE/SW N MP	0252111663	88	CLI C 3-6 GE/SW M MP	0253411661	88	CLI O 30-3 GE/SW 9 MP	0648201529	88
CLI C 02-3 GE/SW O MP	0252111665	88	CLI C 3-6 GE/SW N MP	0253411663	88	CLI O 30-3 GE/SW A MP	0648201637	88
CLI C 02-3 GE/SW P MP	0252111667	88	CLI C 3-6 GE/SW O MP	0253411665	88	CLI O 30-3 GE/SW B MP	0648201639	88
CLI C 02-3 GE/SW PET. MP	0252111747	88	CLI C 3-6 GE/SW P MP	0253411667	88	CLI O 30-3 GE/SW C MP	0648201641	88
CLI C 02-3 GE/SW Q MP	0252111669	88	CLI C 3-6 GE/SW Q MP	0253411669	88	CLI O 30-3 GE/SW D MP	0648201643	88
CLI C 02-3 GE/SW R MP	0252111671	88	CLI C 3-6 GE/SW R MP	0253411671	88	CLI O 30-3 GE/SW E MP	0648201645	88
CLI C 02-3 GE/SW S MP	0252111673	88	CLI C 3-6 GE/SW S MP	0253411673	88	CLI O 30-3 GE/SW ET MP	0648201746	88
CLI C 02-3 GE/SW T MP	0252111676	88	CLI C 3-6 GE/SW T MP	0253411676	88	CLI O 30-3 GE/SW F MP	0648201647	88
CLI C 02-3 GE/SW U MP	0252111679	88	CLI C 3-6 GE/SW U MP	0253411679	88	CLI O 30-3 GE/SW G MP	0648201649	88
CLI C 02-3 GE/SW V MP	0252111681	88	CLI C 3-6 GE/SW V MP	0253411681	88	CLI O 30-3 GE/SW H MP	0648201651	88
CLI C 02-3 GE/SW W MP	0252111683	88	CLI C 3-6 GE/SW W MP	0253411683	88	CLI O 30-3 GE/SW I MP	0648201653	88
CLI C 02-3 GE/SW X MP	0252111687	88	CLI C 3-6 GE/SW X MP	0253411687	88	CLI O 30-3 GE/SW J MP	0648201655	88
CLI C 02-3 GE/SW Y MP	0252111696	88	CLI C 3-6 GE/SW Y MP	0253411696	88	CLI O 30-3 GE/SW K MP	0648201657	88
CLI C 02-3 GE/SW Z MP	0252111698	88	CLI C 3-6 GE/SW Z MP	0253411698	88	CLI O 30-3 GE/SW L MP	0648201659	88
CLI C 1-3 GE/SW O MP	0252611502	88	CLI O 10-3 GE/SW O MP	0648001502	88	CLI O 30-3 GE/SW M MP	0648201661	88
CLI C 1-3 GE/SW 1 MP	0252611505	88	CLI O 10-3 GE/SW 1 MP	0648001505	88	CLI O 30-3 GE/SW N MP	0648201663	88
CLI C 1-3 GE/SW 2 MP	0252611508	88	CLI O 10-3 GE/SW 2 MP	0648001508	88	CLI O 30-3 GE/SW O MP	0648201665	88
CLI C 1-3 GE/SW 3 MP	0252611511	88	CLI O 10-3 GE/SW 3 MP	0648001511	88	CLI O 30-3 GE/SW P MP	0648201667	88
CLI C 1-3 GE/SW 4 MP	0252611514	88	CLI O 10-3 GE/SW 4 MP	0648001514	88	CLI O 30-3 GE/SW Q MP	0648201669	88
CLI C 1-3 GE/SW 5 MP	0252611517	88	CLI O 10-3 GE/SW 5 MP	0648001517	88	CLI O 30-3 GE/SW R MP	0648201671	88
CLI C 1-3 GE/SW 6 MP	0252611520	88	CLI O 10-3 GE/SW 6 MP	0648001520	88	CLI O 30-3 GE/SW S MP	0648201673	88
CLI C 1-3 GE/SW 7 MP	0252611523	88	CLI O 10-3 GE/SW 7 MP	0648001523	88	CLI O 30-3 GE/SW T MP	0648201676	88
CLI C 1-3 GE/SW 8 MP	0252611526	88	CLI O 10-3 GE/SW 8 MP	0648001526	88	CLI O 30-3 GE/SW U MP	0648201679	88
CLI C 1-3 GE/SW 9 MP	0252611529	88	CLI O 10-3 GE/SW 9 MP	0648001529	88	CLI O 30-3 GE/SW V MP	0648201681	88
CLI C 1-3 GE/SW A MP	0252611637	88	CLI O 10-3 GE/SW A MP	0648001637	88	CLI O 30-3 GE/SW W MP	0648201683	88
CLI C 1-3 GE/SW B MP	0252611639	88	CLI O 10-3 GE/SW B MP	0648001639	88	CLI O 30-3 GE/SW X MP	0648201687	88
CLI C 1-3 GE/SW C MP	0252611641	88	CLI O 10-3 GE/SW C MP	0648001641	88	CLI O 30-3 GE/SW Y MP	0648201696	88
CLI C 1-3 GE/SW D MP	0252611643	88	CLI O 10-3 GE/SW D MP	0648001643	88	CLI O 30-3 GE/SW Z MP	0648201698	88
CLI C 1-3 GE/SW E MP	0252611645	88	CLI O 10-3 GE/SW E MP	0648001645	88	CLI-C 2-4 GE/SW O MP	0251311502	88
CLI C 1-3 GE/SW F MP	0252611647	88	CLI O 10-3 GE/SW ET CD	0648001746	88	CLI-C 2-4 GE/SW 1 MP	0251311505	88
CLI C 1-3 GE/SW G MP	0252611649	88	CLI O 10-3 GE/SW F MP	0648001647	88	CLI-C 2-4 GE/SW 2 MP	0251311508	88
CLI C 1-3 GE/SW H MP	0252611651	88	CLI O 10-3 GE/SW G MP	0648001649	88	CLI-C 2-4 GE/SW 3 MP	0251311511	88
CLI C 1-3 GE/SW I MP	0252611653	88	CLI O 10-3 GE/SW H MP	0648001651	88	CLI-C 2-4 GE/SW 4 MP	0251311514	88
CLI C 1-3 GE/SW J MP	0252611655	88	CLI O 10-3 GE/SW I MP	0648001653	88	CLI-C 2-4 GE/SW 5 MP	0251311517	88
CLI C 1-3 GE/SW K MP	0252611657	88	CLI O 10-3 GE/SW J MP	0648001655	88	CLI-C 2-4 GE/SW 6 MP	0251311520	88
CLI C 1-3 GE/SW L MP	0252611659	88	CLI O 10-3 GE/SW K MP	0648001657	88	CLI-C 2-4 GE/SW 7 MP	0251311523	88
CLI C 1-3 GE/SW M MP	0252611661	88	CLI O 10-3 GE/SW L MP	0648001659	88	CLI-C 2-4 GE/SW 8 MP	0251311526	88
CLI C 1-3 GE/SW N MP	0252611663	88	CLI O 10-3 GE/SW M MP	0648001661	88	CLI-C 2-4 GE/SW 9 MP	0251311529	88
CLI C 1-3 GE/SW O MP	0252611665	88	CLI O 10-3 GE/SW N MP	0648001663	88	CLI-C 2-4 GE/SW A MP	0251311637	88
CLI C 1-3 GE/SW P MP	0252611667	88	CLI O 10-3 GE/SW O MP	0648001665	88	CLI-C 2-4 GE/SW B MP	0251311639	88
CLI C 1-3 GE/SW PET. MP	0252611747	88	CLI O 10-3 GE/SW P MP	0648001667	88	CLI-C 2-4 YELLOW/BLK I MP	0251311653	88
CLI C 1-3 GE/SW Q MP	0252611669	88	CLI O 10-3 GE/SW Q MP	0648001669	88	CLI-C 2-4 YELLOW/BLK O MP	0251311665	88
CLI C 1-3 GE/SW R MP	0252611671	88	CLI O 10-3 GE/SW R MP	0648001671	88	CMA 100/5A	8662140000	81
CLI C 1-3 GE/SW S MP	0252611673	88	CLI O 10-3 GE/SW S MP	0648001673	88	CP A BATTERY 24 V DC 1,3 Ah	1406930000	56
CLI C 1-3 GE/SW T MP	0252611676	88	CLI O 10-3 GE/SW T MP	0648001676	88	CP A BATTERY 24 V DC 12 Ah	1251090000	56
CLI C 1-3 GE/SW U MP	0252611679	88	CLI O 10-3 GE/SW U MP	0648001679	88	CP A BATTERY 24 V DC 17 Ah	1251110000	56
CLI C 1-3 GE/SW V MP	0252611681	88	CLI O 10-3 GE/SW V MP	0648001681	88	CP A BATTERY 24 V DC 3,4 Ah	1251070000	56
CLI C 1-3 GE/SW W MP	0252611683	88	CLI O 10-3 GE/SW W MP	0648001683	88	CP A BATTERY 24 V DC 7,2 Ah	1251080000	56
CLI C 1-3 GE/SW X MP	0252611687	88	CLI O 10-3 GE/SW X MP	0648001687	88	CP DC BUFFER 24 V 20 A	1251220000	56
CLI C 1-3 GE/SW Y MP	0252611696	88	CLI O 10-3 GE/SW Y MP	0648001696	88	CP DC UPS 24 V 20A/10 A	1370050010	56
CLI C 1-3 GE/SW Z MP	0252611698	88	CLI O 10-3 GE/SW Z MP	0648001698	88	CP DC UPS 24 V 40 A	1370040010	56
CLI C 2-4 GE/SW C MP	0251311641	88	CLI O 20-3 GE/SW O MP	0648101502	88	CP DCDC 120W 24V 5A	2001800000	55
CLI C 2-4 GE/SW D MP	0251311643	88	CLI O 20-3 GE/SW 1 MP	0648101505	88	CP DCDC 240W 24V 10A	2001810000	55
CLI C 2-4 GE/SW E MP	0251311645	88	CLI O 20-3 GE/SW 2 MP	0648101508	88	CP DCDC 480W 24V 20A	2001820000	55
CLI C 2-4 GE/SW F MP	0251311647	88	CLI O 20-3 GE/SW 3 MP	0648101511	88	CP M CAP	1222240000	51
CLI C 2-4 GE/SW G MP	0251311649	88	CLI O 20-3 GE/SW 4 MP	0648101514	88	CP M DM 20	1222210000	51
CLI C 2-4 GE/SW H MP	0251311651	88	CLI O 20-3 GE/SW 5 MP	0648101517	88	CP M DM 40	1222220000	51
CLI C 2-4 GE/SW J MP	0251311655	88	CLI O 20-3 GE/SW 6 MP	0648101520	88	CP SNT 12W 24V 0.5A	9918840024	50
CLI C 2-4 GE/SW K MP	0251311657	88	CLI O 20-3 GE/SW 7 MP	0648101523	88	CP SNT 24W 12V 1.5A	9928890012	50
CLI C 2-4 GE/SW L MP	0251311659	88	CLI O 20-3 GE/SW 8 MP	0648101526	88	CP SNT 24W 15V 1.5A	9928890015	50
CLI C 2-4 GE/SW N MP	0251311663	88	CLI O 20-3 GE/SW 9 MP	0648101529	88	CP SNT 24W 24V 1A	9928890024	50
CLI C 2-4 GE/SW P MP	0251311667	88	CLI O 20-3 GE/SW A MP	0648101637	88	CP SNT 24W 28V 1A	9928890028	50
CLI C 2-4 GE/SW PET. MP	0251311747	88	CLI O 20-3 GE/SW B MP	0648101639	88	CP SNT 24W 5V 2A	9928890005	50
CLI C 2-4 GE/SW Q MP	0251311669	88	CLI O 20-3 GE/SW C MP	0648101641	88	CP SNT 25W 5V 5A	8754960000	50
CLI C 2-4 GE/SW R MP	0251311671	88	CLI O 20-3 GE/SW D MP	0648101643	88	CP SNT 48W 12V 4A	8754970000	50
CLI C 2-4 GE/SW S MP	0251311673	88	CLI O 20-3 GE/SW E MP	0648101645	88	CP SNT 48W 24V 2A	8739140000	50
CLI C 2-4 GE/SW T MP	0251311676	88	CLI O 20-3 GE/SW ET MP	0648101746	88	CP SNT 48W 48V 1A	8879230000	50
CLI C 2-4 GE/SW U MP	0251311679	88	CLI O 20-3 GE/SW F MP	0648101647	88	CP T RM 10	1105890000	53
CLI C 2-4 GE/SW V MP	0251311681	88	CLI O 20-3 GE/SW G MP	0648101649	88	CP T RM 20	1105890000	53
CLI C 2-4 GE/SW W MP	0251311683	88	CLI O 20-3 GE/SW H MP	0648101651	88	CP T SNT 140W 12V 12A	1105440000	53
CLI C 2-4 GE/SW X MP	0251311687	88	CLI O 20-3 GE/SW I MP	0648101653	88	CP T SNT 180W 24V 7.5A	1105810000	53
CLI C 2-4 GE/SW Y MP	0251311696	88	CLI O 20-3 GE/SW J MP	0648101655	88	CP T SNT 180W 48V 4A	1105850000	53
CLI C 2-4 GE/SW Z MP	0251311698	88	CLI O 20-3 GE/SW K MP	0648101657	88	CP T SNT 360W 24V 15A	1105820000	53
CLI C 2-4 YL/BK M MP	0251311661	88	CLI O 20-3 GE/SW L MP	0648101659	88	CP T SNT 360W 48V 7.5A	1105860000	53
CLI C 3-6 GE/SW O MP	0253411502	88	CLI O 20-3 GE/SW M MP	0648101661	88	CP T SNT 600W 24V 25A	1105840000	53
CLI C 3-6 GE/SW 1 MP	0253411505	88	CLI O 20-3 GE/SW N MP	0648101663	88	CP T SNT 600W 48V 12.5A	1105870000	53
CLI C 3-6 GE/SW 2 MP	0253411508	88	CLI O 20-3 GE/SW O MP	0648101665	88	CP T SNT 70W 12V 6A	1105430000	53

Index

Description	Part Number	Page	Description	Part Number	Page	Description	Part Number	Page
CP T SNT 90W 24V 3.8A	1105790000	53	DEKAFIX FW 6, MKD 401-450	0468660401	85	EK 4/35,PA,GN/YL	0661160000	108
CP-DCDC 12VDC IN/ 5VDC, 8A OUT	9919371205	55	DEKAFIX FW 6, MKD 451-500	0468660451	85	EK 6/35,PA,GN/YL	0661260000	108
CP-DCDC 12VDC IN/12VDC, 3A OUT	9919371212	55	DEKAFIX FW 6, MKD 51-100	0468660051	85	ELS 16/40 MC NE WS	1045620000	110
CP-DCDC 12VDC IN/15VDC, 3A OUT	9919371215	55	DEKAFIX FW 6.5, MKD 1-50	0468160001	85	ELS 7/40 MC NE WS	1045640000	110
CP-DCDC 12VDC IN/24VDC, 2A OUT	9919371224	55	DEKAFIX FW 6.5, MKD 101-150	0468160101	85	END PLATE DLD 2.5, DLI 2.5	1783550000	99
CP-DCDC 24VDC IN/ 5VDC, 8A OUT	9919372405	55	DEKAFIX FW 6.5, MKD 151-200	0468160151	85	END PLATE KDKS	9532470000	99
CP-DCDC 24VDC IN/12VDC, 3A OUT	9919372412	55	DEKAFIX FW 6.5, MKD 201-251	0468160201	85	END PLATE MAK 2.5 WM	7917000000	99
CP-DCDC 24VDC IN/15VDC, 3A OUT	9919372415	55	DEKAFIX FW 6.5, MKD 251-300	0468160251	85	END PLATE ST 25/EN	C905266600	97
CP-DCDC 24VDC IN/24VDC, 2A OUT	9919372424	55	DEKAFIX FW 6.5, MKD 301-350	0468160301	85	END PLATE ST 5/EN, ST 5P/EN	C9000686	97
CRIMP SET - PZ 6 ROTO	9028680000	116	DEKAFIX FW 6.5, MKD 351-400	0468160351	85	END PLATE ST 6/EN	C905235600	97
CRIMP-SET PZ4 STRIPAX	9025800000	116	DEKAFIX FW 6.5, MKD 401-450	0468160401	85	END PLATE ST 6/EN	C904910600	97
CRIMPER,CTX,CM,1.6-2.5 H-DUTY	9018490000	115	DEKAFIX FW 6.5, MKD 451-500	0468160051	85	END PLATE ZDU/ZPE 2.5-2	1706110000	103
CRIMPER,CTX,CM,3.6 VV DUTY C	9018480000	115	DEKAFIX FW 6.5,MKD 451-500	0468160451	85	END PLATE ZDU/ZPE 4-2	1770400000	103
CRIMPFIX 2.5M 120V	1085190000	123	DELCON 120VACIN/240VAC,1AOUT	SLOA120TR	68	END PLATE ZDUA 2.5-2	1720960000	103
CRIMPFIX L 120 V	9028530000	123	DELCON 120VACIN/240VAC,3AOUT	SLOP120TR	68	END PLATE ZDUA 2.5-2N	1808170000	103
CRIMPFIX LS 120 V	9028540000	123	DELCON 120VACIN/60VDC,100MAOUT	SLI120CH	68	END PLATE ZIA 1.5	1649540000	103
CRIMPFIX R 120 V	9028550000	123	DELCON 120VACIN/60VDC,100MAOUT	SLI120CRI	68	END PLATE ZIEB 2.5-2	1704750000	103
CS 22-10	1338810000	113	DELCON 120VACIN/60VDC,50MAOUT	SLI120CR	68	ENDPLATE WSL 4/2	1880450000	97
CS 30-20	1338800000	113	DELCON 120VACIN/60VDC,50MAOUT	SLI120CRP	68	ENDPLATE WTL 6/4 FF, WTD 6/4 FF	1887240000	97
CTI 6	9006120000	115	DELCON 125VDCIN/60VDC,50MAOUT	SLI125CH	68	ENDPLATE WTR 4	1905070000	98
CTN 25 D5 CRIMPER	906230000	115	DELCON 125VDCIN/60VDC,50MAOUT	SLI125CR	68	ESG 10/17 MC NEUTRAL	1856700000	89
D			DELCON 12VDCIN/240VAC,3.0AOUT	SLO12TR	68	ESG 10/17 SPECIAL PRINT	1856710000	89
DEK 5/3.5 MC FS 1-10	1762320001	85	DELCON 12VDCIN/24VDC,10.0AOUT	SLO12CRX	68	ESG 5/10 MC NEUTRAL WS	1919940000	89
DEK 5/3.5 MC FS 11-20	1762320011	85	DELCON 12VDCIN/250VDC,1.8AOUT	SLO12CRA	68	ESG 5/10 MC SDR	1038840000	89
DEK 5/3.5 MC FS 21-30	1762320021	85	DELCON 12VDCIN/60VDC,3.0AOUT	SLO12CR	68	ESG 6/15 K MC NEUTR. WS	1880100000	89
DEK 5/3.5 MC FS 31-40	1762320031	85	DELCON 12VDCIN/60VDC,50MAOUT	SLI12CR	68	ESG 6/15 K SPC PRINTED VARIANT	1880090000	89
DEK 5/3.5 MC FS 41-50	1762320041	85	DELCON 230VACIN/240VAC,1.5AOUT	SLOP230TR	68	ESG 6/15 MC RIDERSERIES	1881280000	89
DEK 5/3.5 MC FS 51-60	1762320051	85	DELCON 230VACIN/240VAC,1AOUT	SLOA230TR	68	ESG 6/15 RIDERS SONDERD	1881290000	89
DEK 5/3.5 MC FS 61-70	1762320061	85	DELCON 230VACIN/60VDC,100MAOUT	SLI230CRI	68	ESG 6/17 K MC NEUTR.WS	1880120000	89
DEK 5/3.5 MC FS 71-80	1762320071	85	DELCON 230VACIN/60VDC,50MAOUT	SLI230CH	68	ESG 6/17 K SONDERDRUCK	1880080000	89
DEK 5/3.5 MC FS 81-90	1762320081	85	DELCON 230VACIN/60VDC,50MAOUT	SLI230CRP	68	ESG 8/17	1674740000	89
DEK 5/3.5 MC FS 91-100	1762320091	85	DELCON 24VACIN/60VDC,50MAOUT	SLI25CR	68	ESG 8/17 MC SPC PRINT WHITE	1674750000	89
DEK 5/3.5 MC FWZ 1-10	1858470000	85	DELCON 24VACIN/240VAC,1.8AOUT	SLO24IRA	68	ESG 9/11 K SONDERDRUCK	1857450000	89
DEK 5/3.5 MC FWZ 21-30	1858490000	85	DELCON 24VDCIN/240VAC,3.0AOUT	SLO24IRA	68	ESG 9/11 K MC NEUTRAL	1857440000	89
DEK 5/3.5 MC FWZ 31-40	1858500000	85	DELCON 24VDCIN/240VAC,3.0AOUT	SLO24TH	68	ESG 9/17 K NEUTRAL/WS (WHITE)	1674760000	89
DEK 5/3.5 MC FWZ 41-50	1858510000	85	DELCON 24VDCIN/240VAC,3.0AOUT	SLO24TR	68	ESG 9/17K MC SPC PRINT WHITE	1674770000	89
DEK 5/3.5 MC FWZ 51-60	1858520000	85	DELCON 24VDCIN/240VUC,3.0AOUT	SRO24B	68	ESG 9/20 MC BEDRUCKT	1609950000	89
DEK 5/3.5 MC FWZ 61-70	1858530000	85	DELCON 24VDCIN/240VUC,6.0AOUT	SRO24M	68	ESG 9/20 MC NEUTRAL	1609940000	89
DEK 5/3.5 MC FWZ 71-80	1858540000	85	DELCON 24VDCIN/24VDC,10.0AOUT	SLO24CRX	68	ESO 5 DIN A4 WHITE 60 TAGS/SH	1607710000	110
DEK 5/3.5 MC FWZ 81-90	1858550000	85	DELCON 24VDCIN/250VDC,1.8AOUT	SLO24CRA	68	ESO 5 S DIN A4	1631920000	110
DEK 5/3.5 MC FWZ 91-100	1858560000	85	DELCON 24VDCIN/250VDC,4.0AOUT	SLO24CRA4	68	ESO UR20 DIN A4 WS	1429430000	75
DEK 5/3.5 MC NEUTRAL	1755270000	86	DELCON 24VDCIN/60VDC,50MAOUT	SLO24CR	68	ESX10-T TA100 0.5A	6720005305	30
DEK 5/3.5 MC 11-20	1858480000	85	DELCON 24VDCIN/60VDC,50MAOUT	SLI24CR	68	ESX10-T TA100 10A	6720005310	30
DEK 5/3.5 MC SPECIAL PRINT	1767730000	86	DELCON 24VDCIN/60VDC,50MAOUT	SLI24CRF	68	ESX10-T TA100 12A	6720005312	30
DEK 5/5 MC BEDRUCKT PRT WHITE	1609810000	86	DELCON 24VDCIN/60VDC,50MAOUT	SLI24CRL	68	ESX10-T TA100 1A	6720005301	30
DEK 5/5 MC-10 NEUT. WS (WHITE)	1609801044	86	DELCON 250VDCIN/60VDC,50MAOUT	SLI250CH	68	ESX10-T TA100 2A	6720005302	30
DEK 5/5 PLUS MC NEUTRAL WHITE	1854490000	86	DELCON 250VDCIN/60VDC,50MAOUT	SLI250CR	68	ESX10-T TA100 3A	6720005303	30
DEK 5/5 PLUS MC SPC PRT WHITE	1854500000	86	DELCON 48VACIN/60VDC,50MAOUT	SLI49CR	68	ESX10-T TA100 4A	6720005304	30
DEK 5/6 5 PLUS MC SDR SPC PRNT	1046360000	86	DELCON 48VDCIN/60VDC,50MAOUT	SLI48CR	68	ESX10-T TA100 6A	6720005306	30
DEK 5/6 MC SPECIAL PRINT WHITE	1609830000	86	DELCON 5VDCIN/240VAC,1.8AOUT	SLO5IRA	68	ESX10-T TA100 8A	6720005308	30
DEK 5/6 MULTI CARD	1609820000	86	DELCON 5VDCIN/240VAC,3.0AOUT	SLO5TR	68	ESX10-T TB101 0.5A	6720005320	30
DEK 5/6 PLUS MC NE WS (WHITE)	1011320000	86	DELCON 5VDCIN/24VDC,10.0AOUT	SLO5CRX	68	ESX10-T TB101 10A	6720005330	30
DEK 5/6 PLUS MC SPC PRT WHITE	1038650000	86	DELCON 5VDCIN/250VDC,1.8AOUT	SLO5CRA	68	ESX10-T TB101 12A	6720005332	30
DEK 5/6.5 MC SPC PRINT WHITE	1609850000	86	DELCON 5VDCIN/60VDC,3.0AOUT	SLO5CR	68	ESX10-T TB101 1A	6720005321	30
DEK 5/6.5 MULTI CARD	1609840000	86	DELCON BASE INPUT 1CH.,S CONN.	MIS1GN	68	ESX10-T TB101 2A	6720005322	30
DEK 5/6.5 PLUS MC WHITE	1046340000	86	DELCON BASE INPUT 1CH.,Z CONN.	MIS1CCN	68	ESX10-T TB101 3A	6720005323	30
DEK 5/8 MC NEUTRAL	1856740000	86	DELCON BASE OUTPUT 1CH.,S CONN	MIS1GN	68	ESX10-T TB101 4A	6720005324	30
DEK 5/8 MC SPC PRINT WHITE	1856750000	86	DELCON BASE OUTPUT 1CH.,Z CONN	MOS1CCN	68	ESX10-T TB101 6A	6720005326	30
DEK 5/8 PLUS MC NE WS (WHITE)	1046350000	86	DIN socket for EXI Input Relay	MIS1CCNEX	69	ESX10-T TB101 8A	6720005328	30
DEK 5/8 PLUS MC SDR SPC PRNT	1046370000	86	DIN socket for EXI Input Relay with test points	MIS1GNEX	69	ESX10-T TB102 0.5A	6720005340	30
DEK 5/8-11.5 MC NE WS	1341630000	75	DIN socket for EXI Output Relay	MIS1TNE	69	ESX10-T TB102 10A	6720005350	30
DEKAFIX FS 5, MKD 1-50	0473560001	85	DIN socket for EXI Output Relay with test points	MOS1CCNEX	69	ESX10-T TB102 12A	6720005352	30
DEKAFIX FS 5, MKD 101-150	0473560101	85	DK 4/35	MOS1GNEX	69	ESX10-T TB102 1A	6720005341	30
DEKAFIX FS 5, MKD 151-200	0473560151	85	DK 4Q/35,PA,BG	MOS1TNE	69	ESX10-T TB102 2A	6720005342	30
DEKAFIX FS 5, MKD 201-250	0473560201	85	DKB CC 15/45			ESX10-T TB102 3A	6720005343	30
DEKAFIX FS 5, MKD 251-300	0473560251	85	DKB CC 15/60	0527660000	108	ESX10-T TB102 4A	6720005344	30
DEKAFIX FS 5, MKD 301-350	0473560301	85	DKB CC 27/18	0590160000	108	ESX10-T TB102 6A	6720005346	30
DEKAFIX FS 5, MKD 351-400	0473560351	85	DKB CC 30/60	0363660000	108	ESX10-T TB102 8A	6720005348	30
DEKAFIX FS 5, MKD 401-450	0473560401	85	DKB CC 43/70	1341170000	90	ESX10-T TB114 0.5A	6720005360	30
DEKAFIX FS 5, MKD 451-500	0473560451	85	DKB CC 85/27	1341150000	90	ESX10-T TB114 10A	6720005370	30
DEKAFIX FS 5, MKD 51-100	0468760001	85	DKB CC 85/54	1341140000	90	ESX10-T TB114 12A	6720005372	30
DEKAFIX FS 6, MKD 1-50	0468760101	85	DKB CC DIA 30	1341130000	90	ESX10-T TB114 1A	6720005361	30
DEKAFIX FS 6, MKD 101-150	0468760151	85	DKT 4/35,PA,BG	1500340000	90	ESX10-T TB114 2A	6720005362	30
DEKAFIX FS 6, MKD 151-200	0468760201	85	DKT 4V/35	1226620000	90	ESX10-T TB114 3A	6720005363	30
DEKAFIX FS 6, MKD 201-250	0468760251	85	DLD 2.5	1175850000	90	ESX10-T TB114 4A	6720005364	30
DEKAFIX FS 6, MKD 251-300	0468760301	85	DLI 2.5	1341180000	90	ESX10-T TB114 6A	6720005366	30
DEKAFIX FS 6, MKD 301-350	0468760351	85	DMS Manual 0.5-1.7	0687460000	108	ESX10-T TB114 8A	6720005368	30
DEKAFIX FS 6, MKD 351-400	0468760401	85	DMS Manual 2.0-8.0	1304960000	108	ESX10-T TB124 0.5A	6720005380	30
DEKAFIX FS 6, MKD 401-450	0468760451	85	DMSI Manual 0.5-1.7	1783790000	99	ESX10-T TB124 10A	6720005390	30
DEKAFIX FS 6, MKD 451-500	0468760501	85	DMSI Manual 2.0-8.0	1783820000	99	ESX10-T TB124 12A	6720005392	30
DEKAFIX FS 6.5, MKD 1-50	0468260001	85	DRAC DP15	9918370000	122	ESX10-T TB124 1A	6720005381	30
DEKAFIX FS 6.5, MKD 101-150	0468260101	85	DRAC DP20	9918380000	122	ESX10-T TB124 2A	6720005382	30
DEKAFIX FS 6.5, MKD 151-200	0468260151	85	DRAC GF15	9918390000	122	ESX10-T TB124 3A	6720005383	30
DEKAFIX FS 6.5, MKD 201-250	0473460201	85	DRAC GF20	9918400000	122	ESX10-T TB124 4A	6720005384	30
DEKAFIX FS 6.5, MKD 251-300	0473460251	85	DUPLEX 120VAC OUTLET W/LED	6720005421	49	ESX10-T TB124 6A	6720005386	30
DEKAFIX FS 6.5, MKD 301-350	0473460301	85	E	6720005420	49	ESX10-T TB124 8A	6720005388	30
DEKAFIX FS 6.5, MKD 351-400	0473460351	85	EBR-Module RS232	6720005422	49	ESX10-T TB127 0.5A	6720005309	30
DEKAFIX FS 6.5, MKD 401-450	0473460401	85	EK 10/35,PA,GN/YL	6720005423	49	ESX10-T TB127 1.0A	6720005319	30
DEKAFIX FS 6.5, MKD 451-500	0473460451	85	EK 16/35	6720005424	49	ESX10-T TB127 10.0A	6720005399	30
DEKAFIX FS 6.5, MKD 51-100	0473460501	85	EK 2.5/35,PA,GN/YL	67				

Description	Part Number	Page	Description	Part Number	Page	Description	Part Number	Page
F			H 4/0,9,12AWG,UNINSLTD	0373100000	118	HDC 24B TSLU 1PG21G	1662390000	32
FBCON M12 4PFM EMC	8426220000	78	H 4/15	9004100000	118	HDC HA 10 FS	1650620000	32
FBCON M12 4PM EMC	9455640000	78	H 4/17D 12AWG,INS,GRAY	9019190000	117	HDC HA 10 MS	1650610000	32
FERRULE H 0.75/18 WH INS.	9028300000	117	H 4/18	9004110000	118	HDC HA 16 FS	1650780000	32
H			H 4/20D, 12AWG,INS,GRAY	9019200000	117	HDC HA 16 MS	1650770000	32
H 0.25/10,24AWG,INS,LIGHT	9025740000	117	H 4/26D GREY	9019210000	117	HDC HA 3 MS	1498100000	32
H 0.25/12 LT BL	9025760000	117	H 50/18	9004210000	118	HDC HA 3FS	1498200000	32
H 0.34/10 TQ 22 AWG	9025750000	117	H 50/32	9004220000	118	HDC HA 4 FS	1498400000	32
H 0.34/12 TQ 22 AWG	9025770000	117	H 50/37, OLIVE	0444200000	117	HDC HA 4MS	1498300000	32
H 0.5/16 OR	9025870000	117	H 6.0/20,10AWG,INS,BK	0533500000	117	HDC HE 10 FS	1204100000	32
H 0.75/16 WH	9025860000	117	H 6.0/26,10AWG,INS,BK	0565700000	117	HDC HE 10 MS	1203900000	32
H 1/16 YL	9025950000	117	H 6/10	9004120000	118	HDC HE 16 FS	1207700000	32
H 1/18 YL	9025930000	117	H 6/12	0191900000	118	HDC HE 16 MS	1207500000	32
H 50.0/22,1AWG,UNINSLTD	9025880000	118	H 6/15	0124700000	117	HDC HE 24 FS	1211300000	32
H 0.14/10 26 AWG GREY	9005180000	117	H 6/18	9004130000	118	HDC HE 24 MS	1211100000	32
H 0.14/12 26 AWG GREY	9028240000	117	H 70/25	9004230000	118	HDC-HB-10-TSVU1/21	1654090000	32
H 0.34/10 TURQUOISE SV	9026030000	117	H 70/32	9004240000	118	HDC-HB-24-TSVU1/29	1661240000	32
H 0.34/12 TK SV TURQUOISE	9025790000	117	H 70/40 YL	9028200000	117	HDC-HE-6-FS	1200200000	32
H 0.5/14 ORANGE SV	9026060000	117	H 95/25	9004250000	118	HDC-HE-6-MS	1200000000	32
H 0.5/14D OG BD	9004270000	117	H 95/32	9004260000	118	HDC-KIT-HE 06.100	1712460000	31
H 0.75/14 WH ITE SV	9026070000	117	H 95/44 RED	9028210000	117	HDC-KIT-HE 06.101	1712660000	31
H 0.25/10,24AWG,INS,LIGHT BL	9026050000	117	H0,34/12 TK BD GSP TURQUOISE	9004390000	117	HDC-KIT-HE 10.110	1712510000	31
H 0.25/12 LIGHT BLUE SV PK 5	9025780000	117	H0,5/14 OR BD GSP ORANGE	9005810000	117	HDC-KIT-HE 10.111	1712670000	31
H 0.25/5	9018910000	118	H0,5/16 OR SV	9028270000	117	HDC-KIT-HE 16.120	1712520000	31
H 0.5/10	9004050000	118	H0,75/14 W BD GSP WHITE	9005820000	117	HDC-KIT-HE 16.121	1712680000	31
H 0.5/10 OG	9028260000	117	H0,5/14	9004270000	114	HDC-KIT-HE 24.130	1712530000	31
H 0.5/12, ORANGE	0409500000	117	H0,5/14	9037200000	119	HDC-KIT-HE 24.131	1712690000	31
H 0.5/14, ORANGE	0690700000	117	H0,5/16	9037210000	119	HE 16 Pin, Side, Push-in	1027640000	31
H 0.5/6,22-20AWG,UNINSLTD	0282600000	118	H0,5/18	9037220000	119	HE 16 Pin, Top, Push-in	1061750000	31
H 0.75/10,20AWG,UNINSLTD	0542500000	118	H0,75/14	9004290000	114	HE 24 Pin, Side, Push-in	1061780000	31
H 0.75/12 WHITE STRIP PKG	9028280000	117	H0,75/14	9037230000	119	HE 24 Pin, Top, Push-in	1061800000	31
H 0.75/13, WH	0409600000	117	H0,75/16	9037240000	119	HE HDC KIT Hood	1654070000	31
H 0.75/14 WH	9004290000	117	H0,75/16 SV WHITE	9028290000	117	HE HDC KIT Hood	1654220000	31
H 0.75/14, WH	0462900000	117	H0,75/19S	9202820000	119	HSS 0.8 - 2.4 EL W	1489620000	92
H 0.75/18 WH INSULATED	9025910000	117	H0,75/24	9037250000	119	HSS 0.8 - 2.4 EL W 30M	1505840000	92
H 0.75/6,20AWG,UNINSLTD	0282700000	118	H1,0/12 GE SV	9028310000	117	HSS 0.8 - 2.4 EL Y	1489530000	92
H 1.0/14 YL SV	9026080000	117	H1,0/14 GE BD GSP YELLOW	9005830000	117	HSS 0.8 - 2.4 EL Y 30M	1505760000	92
H 1.0/15S ZH YL	9018690000	119	H1,0/18 GE SV	9028340000	117	HSS 1.0 - 3.2 EL W	1489630000	92
H 1.5/14 RED SV	9026090000	117	H1,5/14 R BD GSP RED	9005840000	117	HSS 1.0 - 3.2 EL W 30M	1505850000	92
H 1.0/10,18AWG,UNINSLTD	0282800000	118	H1,0/14	9004320000	114	HSS 1.0 - 3.2 EL Y	1489540000	92
H 1.0/12, YL	0409700000	117	H1,0/15	9037260000	119	HSS 1.0 - 3.2 EL Y 30M	1505770000	92
H 1.0/14,18AWG,INS,YL (LSE)	0463000000	117	H1,0/19	9037270000	119	HSS 1.6 - 4.8 EL W	1489640000	92
H 1.0/16 YELLOW STRIP PCK	9028320000	117	H1,0/25	9037280000	119	HSS 1.6 - 4.8 EL W 30M	1505860000	92
H 1.0/6,18AWG,UNINSLTD	0372600000	118	H1,5/14	9004340000	114	HSS 1.6 - 4.8 EL Y	1489550000	92
H 1.5/10	0186500000	118	H1,5/16	9037290000	119	HSS 1.6 - 4.8 EL Y 30M	1505780000	92
H 1.5/12	9004060000	118	H1,5/20	9037300000	119	HSS 2.1 - 6.4 EL W	1489650000	92
H 1.5/14 RED	9004340000	117	H1,5/26	9037310000	119	HSS 2.1 - 6.4 EL Y 30M	1505870000	92
H 1.5/14,16AWG,INS,RED	0463100000	117	H10,0/24	9037340000	119	HSS 2.1 - 6.4 EL Y	1489560000	92
H 1.5/16 RED FERRULES STRIP PK	9028350000	117	H10,0/30	9037350000	119	HSS 2.1 - 6.4 EL Y 30M	1505790000	92
H 1.5/16,16AWG,INS,RED	0635100000	117	H10/30S ZH EB	9018870000	119	HSS 3.2 - 9.5 EL W	1489660000	92
H 1.5/18	9004070000	118	H16,0/29	9037360000	119	HSS 3.2 - 9.5 EL W 30M	1505880000	92
H 1.5/24,16AWG,INS,RED	0565600000	117	H16,0/38	9037370000	119	HSS 3.2 - 9.5 EL Y	1489570000	92
H 1.5/7,16AWG,UNINSLTD	0372700000	118	H2,5/14D BL BD GSP BLUE	9005850000	117	HSS 3.2 - 9.5 EL Y 30M	1505890000	92
H 1/14 YL BD	9004320000	117	H2,5/14D	9004360000	114	HSS 4.2 - 12.7 EL W	1489670000	92
H 10.0/12,8AWG,UNINSLTD	0282900000	118	H2,5/19D	9037500000	119	HSS 4.2 - 12.7 EL W 30M	1505890000	92
H 10.0/18,8AWG,UNINSLTD	0379300000	118	H2,5/21D	9037510000	119	HSS 4.2 - 12.7 EL Y	1489580000	92
H 10.0/21, IVORY	0534200000	117	H2,5/27D	9037520000	119	HSS 4.2 - 12.7 EL Y 30M	1505810000	92
H 10.0/27, IVORY	0565800000	117	H4,0/22D	9037530000	119	HSS 6.4 - 19.1 EL W	1489680000	92
H 10/15	0124800000	118	H4,0/28D	9037540000	119	HSS 6.4 - 19.1 EL W 30M	1505900000	92
H 10/24S IVORY	9018860000	119	H6,0/23	9037320000	119	HSS 6.4 - 19.1 EL Y	1489590000	92
H 120/32 UNISULATED	9036240000	118	H6,0/29	9037330000	119	HSS 6.4 - 19.1 EL Y 30M	1505820000	92
H 120/50 BLUE	9028220000	117	HA 3 Pin Kit, w/PG11 top entry, metal	1712560000	31	HSS 8.5 - 25.4 EL W	1489690000	92
H 150/32	9036250000	117	HA 3 Pin Kit, w/PG11 top entry, plastic	1712570000	31	HSS 8.5 - 25.4 EL W 30M	1505910000	92
H 150/54 YL	9028230000	117	HA 4 Pin Kit, w/PG11 top entry, plastic	1712600000	31	HSS 8.5 - 25.4 EL Y	1489610000	92
H 16.0/12,6AWG,UNINSLTD	0492500000	118	HA HDC KIT Bulkhead	1652410000	31	HSS 8.5 - 25.4 EL Y 30M	1505830000	92
H 16.0/18, 6AWG, UNINSLTD	0375200000	118	HA HDC KIT Hood	1652380000	31	HTG 58-59 CRIMP TOOL FR COAX	9012020000	115
H 16.0/22, GREEN	0565900000	117	HA Series - Compatible Hood	1663870000	32	HTN 21 NON-INSULATED LUG CRIMP	9014610000	115
H 16.0/28,6AWG,INS,GREEN	0566000000	117	HA Series - Compatible Hood	1664750000	32			
H 16/15	0124300000	118	HA Series - Compatible Hood	1664870000	32			
H 16/25	9004150000	118	HDC 04A ALU	1497600000	31	I		
H 16/32	9004160000	118	HDC 04A DMDL 2B0	1665750000	43	IE-5CC4x2xAWG26/7-PUR	8813200000	41
H 185/32 UNISULATED	9036260000	118	HDC 04A TOLLU 1PG11G	1652470000	31	IE-5CC4x2xAWG26/7-PVC	8813190000	41
H 2.5/14 BLUE SV	9026100000	117	HDC 04A TWLU 1PG11G	1652480000	32	IE-5IC4x2xAWG24/1-PUR	8813160000	41
H 2.5/10	9004080000	118	HDC 06B ALU	1202100000	31	IE-5IC4x2xAWG24/1-PVC	8813150000	41
H 2.5/12	0186100000	118	HDC 06B TOLLU 1PG16G	1652100000	31	IE-7CC4x2xAWG26/7-PUR	8813180000	41
H 2.5/14D BLUE	9019160000	117	HDC 06B TSLU 1PG16G	1652640000	31	IE-7CC4x2xAWG26/7-PVC	8813170000	41
H 2.5/14D BLUE	9004360000	117	HDC 10A ALU L	1652520000	31	IE-7IC4x2xAWG24/1-PUR	8813140000	41
H 2.5/18	9004090000	118	HDC 10A TOLLU 1PG16G	1664040000	32	IE-7IC4x2xAWG24/1-PVC	8813130000	41
H 2.5/18 D BLUE	9019170000	117	HDC 10A TSLU 1PG16G	1663930000	32	IE-ANT-3G-806-2170-2-NF	1491160000	131
H 2.5/25,14AWG,INS,BLUE	9019180000	117	HDC 10A TSLU 1PG16G	1662540000	32	IE-ANT-3G-806-2500-4-NF	1491170000	131
H 2.5/7,14AWG,UNINSLTD	0373000000	118	HDC 10B ABU	1205000000	31	IE-ANT-O-ABG-360-7-NF	1367130000	129
H 25,0/30 BROWN	0317000000	117	HDC 10B ALU	1206100000	32	IE-ANT-O-AH-360-5-NF	1367120000	130
H 25,0/18, 4AWG, UNINSLTD	0375300000	118	HDC 10B TOBU 1PG21G	1654240000	32	IE-ANT-O-BG-360-6-NF	1367090000	129
H 25,0/35, BROWN	0317100000	117	HDC 10B TSLU 1PG16G	1655210000	32	IE-ANT-P-ABG-75-9-NF	1367140000	130
H 25/15	0124400000	118	HDC 16A ALU	1664920000	32	IE-BH-V01M	1963540000	43
H 25/25	9004170000	118	HDC 16B ABU	1208600000	31	IE-BH-V01P	1016960000	43
H 25/32	9004180000	118	HDC 16B ADLU	1210100000	32	IE-BH-V04P	1963520000	43
H 35,0/18,2AWG,UNINSLTD	0368900000	118	HDC 16B ALU	1209700000	32	IE-BH-V05M	1963530000	43
H 35,0/30,2AWG,INS,BEIGE	0317200000	117	HDC 16B TOBU 1PG21G	1655960000	31	IE-BHC-V14M-RJA	1047950000	43
H 35,0/39,2AWG,INS,BEIGE	0317300000	117	HDC 16B TOLLU 1PG21G	1657960000	32	IE-BHS-V14M-RJA	1011540000	43
H 35/25	9004190000	118	HDC 16B TBSU 1PG21G	1656480000	31	IE-BH-CD-MMC-C	1964420000	43
H 35/30 S	9451000000	118	HDC 16B TSLU 1PG21G	1657850000	32	IE-BH-CD-SM-C	1962880000	43
H 35/32	9004200000	118	HDC 24B ABU	1212400000	31	IE-BH-RJ45-C	1962840000	43
H 4.0/17 GRAY SV	9026010000	117	HDC 24B ADLU	1214300000	32	IE-BH-RJ45-F-A	1962850000	43
H 4.0/12,12AWG,UNINSLTD	0244100000	118	HDC 24B ALU	1213900000	32			

Description	Part Number	Page	Description	Part Number	Page	Description	Part Number	Page
IE-BI-SCRJ2SC-SM-C	1962870000	43	IE-PH-V01P-RJ45-TH	1012470000	42	IE-SW-BL08T-8TX	1286560000	36
IE-BIHUSB-A	1019570000	43	IE-PH-V01P-RJ45-TH-BP	1012560000	42	IE-SW-PL08M-2TX-4PoE	1241390000	39
IE-BP-V01P	1965700000	43	IE-PH-V04P	1962520000	42	IE-SW-PL08M-6TX-2SC	1241070000	38
IE-BP-V04P	1963900000	43	IE-PH-V04P-BP	1962530000	42	IE-SW-PL08M-6TX-2SCS	1241090000	38
IE-BP-V14P	1058310000	43	IE-PH-V05M	1962540000	42	IE-SW-PL08M-6TX-2ST	1241080000	38
IE-BS-V01M-LCD-MM-C	1964440000	43	IE-PH-V14M-FO	1058100000	42	IE-SW-PL08M-8TX	1241040000	38
IE-BS-V01M-LCD-SM-C	1963430000	43	IE-PH-V14M-FO-BP	1058110000	42	IE-SW-PL08MT-6TX-2SC	1286790000	38
IE-BS-V01M-RJ45-C	1963470000	43	IE-PH-V14M-RJ	1011560000	42	IE-SW-PL08MT-6TX-2SCS	1286810000	38
IE-BS-V01M-RJ45-FJ-A	1963480000	43	IE-PH-V14M-RJ-BP	1011570000	42	IE-SW-PL08MT-6TX-2ST	1286800000	38
IE-BS-V01M-SCRJ2SC-MM-C	1964450000	43	IE-PI-2LC-MM	1962780000	42	IE-SW-PL08MT-8TX	1286780000	38
IE-BS-V01M-SCRJ2SC-SM-C	1963440000	43	IE-PI-2LC-SM	1962790000	42	IE-SW-PL09M-5GC-4GT	1241370000	38
IE-BS-V01P-RJ45-C	1012370000	43	IE-PI-2SC-MM	1962750000	42	IE-SW-PL09MT-5GC-4GT	1287020000	38
IE-BS-V01P-RJ45-FJ-A	1012380000	43	IE-PI-2SC-POF	1962770000	42	IE-SW-PL10M-1GT-2GS-7TX	1241300000	38
IE-BS-V04P-LCD-MM-C	1964460000	43	IE-PI-2SC-SM	1962760000	42	IE-SW-PL10M-3GT-7TX	1241290000	38
IE-BS-V04P-LCD-SM-C	1963450000	43	IE-PI-RJ45-FH	1962730000	42	IE-SW-PL10MT-1GT-2GS-7TX	1286940000	38
IE-BS-V04P-RJ45-C	1963490000	43	IE-PI-RJ45-TH	1962720000	42	IE-SW-PL10MT-3GT-7TX	1286930000	38
IE-BS-V04P-RJ45-FJ-A	1963500000	43	IE-PP-V01P	1965690000	42	IE-SW-PL16M-14TX-2SC	1241120000	38
IE-BS-V04P-RJ45-FJ-P	1963730000	43	IE-PP-V04P	1963890000	42	IE-SW-PL16M-14TX-2ST	1241130000	38
IE-BS-V04P-SCRJ2SC-MM-C	1964470000	43	IE-PP-V05M	1968920000	42	IE-SW-PL16M-16TX	1241100000	38
IE-BS-V05M-RJ45-C	1963510000	43	IE-PP-V14P	1058280000	42	IE-SW-PL16MT-14TX-2SC	1286830000	38
IE-BS-V05M-RJ45-FJ-A	1963460000	43	IE-PS-RJ45-FH-BK	1963600000	43	IE-SW-PL16MT-14TX-2ST	1286840000	38
IE-BS-V05M-RJ45-FJ-P	1963700000	43	IE-PS-V01M-2LC-MM	1963220000	42	IE-SW-PL16MT-16TX	1286820000	38
IE-BSC-V14M-LCD-MM-C	1062610000	43	IE-PS-V01M-2LC-MM-BP	1963230000	42	IE-SW-PL18M-2GC-16TX	1241320000	38
IE-BSC-V14M-LCD-SM-C	1062620000	43	IE-PS-V01M-2LC-SM	1963240000	42	IE-SW-PL18M-2GC-14TX2SC	1241330000	38
IE-BSC-V14M-RJ45-C	1058250000	43	IE-PS-V01M-2LC-SM-BP	1963250000	42	IE-SW-PL18M-2GC-14TX2SCS	1241350000	38
IE-BSC-V14M-RJ45-FJ-A	1058270000	43	IE-PS-V01M-2SC-MM	1963260000	42	IE-SW-PL18M-2GC-14TX2ST	1241340000	38
IE-BSC-V14M-SCRJ-MM-C	1062590000	43	IE-PS-V01M-2SC-MM-BP	1963270000	42	IE-SW-PL18MT-6TX-16TX	1286970000	38
IE-BSC-V14M-SCRJ-SM-C	1062600000	43	IE-PS-V01M-2SC-POF	1963280000	42	IE-SW-PL18MT-2GC-14TX2SC	1286990000	38
IE-BSS-V14M-LCD-MM-C	1058130000	43	IE-PS-V01M-2SC-POF-BP	1963290000	42	IE-SW-PL18MT-2GC-14TX2SCS	1287010000	38
IE-BSS-V14M-LCD-SM-C	1058150000	43	IE-PS-V01M-2SC-SM	1963300000	42	IE-SW-PL18MT-2GC-14TX2ST	1287000000	38
IE-BSS-V14M-RJ45-C	1012310000	43	IE-PS-V01M-2SC-SM-BP	1963310000	42	IE-SW-VL05M-5TX	1504280000	38
IE-BSS-V14M-RJ45-FJ-A	1012320000	43	IE-PS-V01M-RJ45-FH	1963120000	42	IE-SW-VL05MT-6TX	1504310000	38
IE-BSS-V14M-RJ45-FJ-P	1085260000	43	IE-PS-V01M-RJ45-TH	1963140000	42	IE-SW-VL08-6GT-2GS	1241280000	37
IE-BSS-V14M-SCRJ-MM-C	1058120000	43	IE-PS-V01M-RJ45-TH-BP	1963150000	42	IE-SW-VL08-8GT	1241270000	37
IE-BSS-V14M-SCRJ-SM-C	1058140000	43	IE-PS-V04M-2LC-MM	1963320000	42	IE-SW-VL08MT-5TX-1SC-2SCS	1345240000	38
IE-C5ES8UG005M40M40-G	1166000005	41	IE-PS-V04P-2LC-MM-BP	1963330000	42	IE-SW-VL08MT-5TX-2SC	1240970000	38
IE-C5ES8UG0010M40M40-G	1166000010	41	IE-PS-V04P-2LC-SM	1963340000	42	IE-SW-VL08MT-6TX-2SC	1344770000	38
IE-C5ES8UG0020M40M40-G	1166000020	41	IE-PS-V04P-2LC-SM-BP	1963350000	42	IE-SW-VL08MT-6TX-2SCS	1241020000	38
IE-C5ES8VG005M40M40-G	1166020005	41	IE-PS-V04P-2SC-MM	1963360000	42	IE-SW-VL08MT-6TX-2ST	1240990000	38
IE-C5ES8VG0010M40M40-G	1166020010	41	IE-PS-V04P-2SC-MM-BP	1963370000	42	IE-SW-VL08MT-8TX	1240940000	38
IE-C5ES8VG0020M40M40-G	1166020020	41	IE-PS-V04P-2SC-POF	1963380000	42	IE-SW-VL08T-6GT-2GS	1286870000	37
IE-C6FP8LB0005M40M40-B	1165900005	41	IE-PS-V04P-2SC-POF-BP	1963390000	42	IE-SW-VL08T-8GT	1286860000	37
IE-C6FP8LB0010M40M40-B	1165900010	41	IE-PS-V04P-2SC-SM	1963400000	42	IE-SW-VL09T-6TX-3SC	1240980000	37
IE-C6FP8LB0020M40M40-B	1165900020	41	IE-PS-V04P-2SC-SM-BP	1963410000	42	IE-SW-VL16-14TX-2SC	1241030000	37
IE-C6FP8LD0005M40M40-D	1165940005	41	IE-PS-V04P-2SCRJ2SC-SM-C	1963420000	43	IE-SW-VL16-14TX-2ST	1241050000	37
IE-C6FP8LD0010M40M40-D	1165940010	41	IE-PS-V04P-RJ45-FH	1963160000	42	IE-SW-VL16-16TX	1241000000	37
IE-C6FP8LD0020M40M40-D	1165940020	41	IE-PS-V04P-RJ45-FH-BP	1963170000	42	IE-SW-VL16T-14TX-2SC	1286610000	37
IE-C6FP8LM0005M40M40-M	1201270005	41	IE-PS-V04P-RJ45-TH	1963180000	42	IE-SW-VL16T-14TX-2ST	1286620000	37
IE-C6FP8LM0010M40M40-M	1201270010	41	IE-PS-V04P-RJ45-TH-BP	1963190000	42	IE-SW-VL16T-16TX	1286590000	37
IE-C6FP8LM0020M40M40-M	1201270020	41	IE-PS-V05M-RJ45-FH-BP	1963130000	42	IE-TO-RJ45-C	8946920000	43
IE-C6FP8LR0005M40M40-R	1166030005	41	IE-PS-V05M-RJ45-TH	1963110000	42	IE-TO-RJ45-FJ-A	8946930000	43
IE-C6FP8LR0010M40M40-R	1166030010	41	IE-PS-V05P-RJ45-FH	1963200000	42	IE-TO-RJ45-FJ-B	8946940000	43
IE-C6FP8LR0020M40M40-R	1166030020	41	IE-PS-V14M-RJ45-FH-BP	1012090000	42	IE-TO-RJ45-FJ-P	8946950000	43
IE-CC-V019	1061820000	42	IE-PS-V14M-RJ45-FH-P	1012170000	42	IE-TO-SCD-MM	8946970000	43
IE-CC-V04P	1045960000	42	IE-PS-V14M-RJ45-TH	1012160000	42	IE-TO-SCD-SM	8946980000	43
IE-CFK-05	1339610000	36	IE-PS-V14M-RJ45-TH-BP	1012070000	42	IE-TO-USB	8946960000	43
IE-CS-2TX-1RS232/485	1242080000	40	IE-SFP-1FELLC-T	1241480000	41	IE-WL-AP-BR-CL-ABG-US	1242110000	128
IE-CS-2TX-2RS232/485	1242090000	40	IE-SFP-1FEMLC-T	1241450000	41	INLAY CC-M 10/30	1483770000	90
IE-CST-2TX-1RS232/485	1285830000	40	IE-SFP-1FESLC-T	1241470000	41	INLAY CC-M 12/40	1500320000	90
IE-CST-2TX-2RS232/485	1285840000	40	IE-SFP-1G10ALC	1241530000	41	INLAY CC-M 15/45	1341090000	90
IE-FCM-RJ45-C	1018790000	43	IE-SFP-1G10BLC	1241540000	41	INLAY CC-M 15/60	1341080000	90
IE-FCM-RJ45-FJ-A	1018810000	43	IE-SFP-1G20ALC	1241550000	41	INLAY CC-M 17/60	1500330000	90
IE-FCM-RJ45-FJ-B	1018820000	43	IE-SFP-1G20BLC	1241570000	41	INLAY CC-M 18/52	1390430000	90
IE-FCM-RJ45-FJ-P	1018830000	43	IE-SFP-1GLHXL	1241520000	41	INLAY CC-M 27/18	1341040000	90
IE-FCM-USB-A	1018840000	43	IE-SFP-1GLSXL	1241500000	41	INLAY CC-M 27/70	1500290000	90
IE-FCM-USB-AB	1222550000	43	IE-SFP-1GLXL	1241510000	41	INLAY CC-M 30/60	1341070000	90
IE-M12-Adap a	8901630000	43	IE-SFP-1GSXL	1241490000	41	INLAY CC-M 43/70	1500300000	90
IE-M12-Adap s	8901620000	43	IE-SR-2GT-LAN	1345270000	39	INLAY CC-M 58/35	1415950000	90
IE-M12-Coup	8901640000	43	IE-SR-2GT-UMTS/3G	1345250000	39	INLAY CC-M 70/48	1415940000	90
IE-MC-1RS232/485-1SC	1344760000	40	IE-SW-BL05-1GS-4GTPoE	1504360000	37	INLAY CC-M 85/27	1341050000	90
IE-MC-1RS232/485-1ST	1362950000	40	IE-SW-BL05-1GT-4GTPoE	1504320000	37	INLAY CC-M 85/54	1341030000	90
IE-MC-VL-1TX-1SC	1241400000	40	IE-SW-BL05-4TX-1SC	1240890000	36	INLAY CC-M DIA 30	1341100000	90
IE-MC-VL-1TX-1SCS	1241420000	40	IE-SW-BL05-4TX-1SCS	1240870000	36	INLAY CC-M UNIVERSAL	1341110000	90
IE-MC-VL-1TX-1ST	1241410000	40	IE-SW-BL05-4TX-1ST	1240880000	36	ITX+ 4-20MA/4-20MA	7940016563	82
IE-MC-VLT-1TX-1SC	1286880000	40	IE-SW-BL05-5GT	1241250000	37			
IE-MC-VLT-1TX-1SCS	1286900000	40	IE-SW-BL05-6TX	1240840000	36			
IE-MC-VLT-1TX-1ST	1286890000	40	IE-SW-BL05T-1GT-4GTPoE	1504340000	37			
IE-OM-V01M-K11-1S	1966300000	42	IE-SW-BL05T-4TX-1SC	1286550000	36	KDKS 1/35 DB WEMID	9532440000	99
IE-OM-V01M-K21-1S	1966320000	42	IE-SW-BL05T-4TX-1SCS	1286530000	36	KDKS 1/EN PE	9528110000	108
IE-OM-V01M-K21-2R	1966310000	42	IE-SW-BL05T-4TX-1ST	1286540000	36	KDKS 1/EN/LD 24V, H-	9802720001	108
IE-OM-V01M-K21-2S	1966330000	42	IE-SW-BL05T-4TX-1ST	1286540000	36	KDKS 1/EN4.PA.BG	9503350000	108
IE-OM-V04P-K11-1S	1966220000	42	IE-SW-BL05T-5GT	1286850000	37	KDKS 1/PE/35 DB WEMID	9532450000	99
IE-OM-V04P-K21-2L	1966240000	42	IE-SW-BL05T-5TX	1240850000	36	KDKS 1EN/SMT 120V, H-	9802760001	108
IE-OM-V04P-K21-2R	1966230000	42	IE-SW-BL06-2TX-4PoE	1214380000	37	KSW 2.5 8/5,00 W 1-8	1700660001	85
IE-OM-V04P-K21-2S	1966250000	42	IE-SW-BL06-4PoE-2SC	1504210000	37	KSW 2.5 8/5,00 W 1-8	1630100001	85
IE-OM-V05M-K11-1S	1966260000	42	IE-SW-BL08-6TX-2SC	1240910000	36	KSW 2.5 16/3,5 (PRINTED 1-16)	1652260001	85
IE-OM-V05M-K21-2L	1966280000	42	IE-SW-BL08-6TX-2SCS	1412110000	36	KSW 2.5 16/5W 1-16	1630070001	85
IE-OM-V05M-K21-2R	1966270000	42	IE-SW-BL08-6TX-2ST	1240930000	36	KSW 2.5 24/3.5 1-24	1652250001	85
IE-OM-V05M-K21-2S	1966290000	42	IE-SW-BL08-7TX-1SC	1412070000	36	KSW 2.5/5.00W/1-24	1713980001	85
IE-OP-V01P-1S	1061830000	42	IE-SW-BL08-7TX-1SCS	1240950000	36	KSW 2.5/5.08W/1-16	1713970001	85
IE-OP-V04P-1S	1045780000	42	IE-SW-BL08-7TX-1ST	1412090000	36	KSW 2.5/5.08W/1-24	1713990001	85
IE-PH-V01M	1962550000	42	IE-SW-BL08-8TX	1240900000	36	KSW 4 12/7.62 1-12	1652270001	85
IE-PH-V01M-BP	1962560000	42	IE-SW-BL08T-6TX-2SC	1240920000	36	KSW 4 16/3.5W 1-16	1630150001	85
IE-PH-V01P	1012440000	42	IE-SW-BL08T-6TX-2SCS	1412120000	36	KSW 4 16/5,00 W 1-16	1700700001	85
IE-PH-V01P-BP	1012460000	42	IE-SW-BL08T-6TX-2ST	1286570000	36	KSW 4 16/5,08 W 1-16	1630160001	85
IE-PH-V01P-RJ45-FH	1012490000	42	IE-SW-BL08T-7TX-1SC	1412080000	36	KSW 4 24/5,00 W 1-24	1700710001	85
IE-PH-V01P-RJ45-FH-BP	1012570000	42	IE-SW-BL08T-7TX-1SCS	1286580000	36	KSW 4 24/5,08 W 1-24 (15X)	1630180001	85
			IE-SW-BL08T-7TX-1ST	1412100000	36	KSW 4 8/3.5W 1-8	1630190001	85

Description	Part Number	Page	Description	Part Number	Page	Description	Part Number	Page
RCIKITP 24VDC 2CO LD/PB	8897230000	61	RS-ELCO 56 F/L	9121330000	46	SAIS-M8-3P	1803860000	77
RCMKIT-1 115VAC 2CO LD	8920960000	62	RS-ELCO 56 M/L	9121310000	46	SAIS-M8-4P	1803850000	77
RCMKIT-1 115VAC 4CO LD	8921050000	62	RS-ELCO 56 M/R	9121320000	46	SAISH-8/11	1118910000	78
RCMKIT-1 230VAC 2CO LD	8920970000	62	RS-ELCO 56/FR RAIL MT	9121340000	46	SAISM-M8-3P-(IF)	1010060000	78
RCMKIT-1 230VAC 4CO LD	8921060000	62	RS-RJ45	8611320000	47	SAISM-M8-4P-(IF)	1010070000	78
RCMKIT-1 24VAC 2CO LD	8920950000	62	RS-SIMPLEX 120VAC C/B 5A OUTL	9915480001	49	SAISW-3/7	1021280000	78
RCMKIT-1 24VAC 4CO LD	8921040000	62	RS-SIMPLEX 120VAC SINGLE OUTL	9915480000	49	SAISW-3/9	1021290000	78
RCMKIT-1 24VDC 2CO LD	8920940000	62	S			SAISW-4-IDC M12	1812870000	77
RCMKIT-1 24VDC 4CO LD	8921030000	62	S 2.5/3.0/4.0/5.5/PH 1/2	9009740000	122	SAISW-4/7	9457290000	78
RCMKITP-1 115VAC 2CO LD	8921100000	62	S2L-SMT 3.50/08/180LF 3.5 OR	1068700000	94	SAISW-4/9	1807360000	78
RCMKITP-1 115VAC 4CO LD	8921140000	62	SAI-4 MMS 4P M12	1783540000	76	SAISW-5/9	1807370000	78
RCMKITP-1 230VAC 2CO LD	8921110000	62	SAI-4 MMS 5P M12	1783520000	76	SAISW-M-4/8 M12	1803930000	78
RCMKITP-1 230VAC 4CO LD	8921150000	62	SAI-4-F 4P PUR 20M	9456230000	77	SAISW-M-5/8 M12	1803940000	78
RCMKITP-1 24VAC 2CO LD	8921090000	62	SAI-4-F 4P PUR 5M	9456190000	77	SAK 10/35,PA,BG	0443760000	108
RCMKITP-1 24VAC 4CO LD	8921130000	62	SAI-4-F 5P PUR 20M	9456370000	77	SAK 10/EN*	0337660000	108
RCMKITP-1 24VDC 2CO LD	8921080000	62	SAI-4-F 5P PUR 5M	9456330000	77	SAK 16/35,PA,BG	0380660000	108
RCMKITP-1 24VDC 4CO LD	8921120000	62	SAI-4-M 4P M12	1705920000	77	SAK 16/EN	0339760000	108
RD-15JS Female	9159420000	45	SAI-4-M 5P M12	1701230000	77	SAK 2.5/35,PA,BG	0380460000	108
RD-15JS Male	9159410000	45	SAI-4-M 5P M12 ECO	1892100000	76	SAK 2.5/EN,PA,BG	0218660000	108
RD-25JS Female	9159530000	45	SAI-4-MHD-4P M12	1705923000	76	SAK 35/35,SLOT HEAD,PA,BG	0380760000	108
RD-25JS Male	9159490000	45	SAI-4-MHD-5P M12	1701233000	76	SAK 35/EN	0339860000	108
RD-37JS Female	9159570000	45	SAI-6-M 5P M12 ECO	1892090000	76	SAK 4/35,PA,BG	0443660000	108
RD-37JS Male	9159560000	45	SAI-8 MMS 4P M12	1783530000	76	SAK 4/EN,PA,BG	0467460000	108
RD-50JS Female	9196550000	45	SAI-8 MMS 5P M12	1783510000	76	SAK 6/35,PA,BG	0380560000	108
RD-50JS Male	9196560000	45	SAI-8-F 4P PUR 20M	9456790000	77	SAK 6/EN,PA,BG	0212860000	108
RD-9JS Female	9159360000	45	SAI-8-F 4P PUR 5M	9456750000	77	SAKR/35	0172160000	108
RD-9JS Male	9159350000	45	SAI-8-F 5P PUR 20M	9456930000	77	SAKS 1/35,5X20,KRG,BN	0501620000	108
RHDC 10	9159110000	46	SAI-8-F 5P PUR 5M	9456890000	77	SAKS 1/35,5X25 W/WIND,KRG,BN	0501520000	108
RHDC 14	9159120000	46	SAI-8-M 4P M12	1705940000	77	SCHT 5	0292460000	110
RHDC 16	9159130000	46	SAI-8-M 5P M12	1701250000	77	SCHT 5S PA66 BG	1631930000	110
RHDC 20	9159140000	46	SAI-8-M 5P M12 ECO	1892080000	76	SCM-H QV	8870850000	62
RHDC 26	9159150000	46	SAI-8-MHD-4P M12	1705943000	76	SCM-HQV S	1132080000	62
RHDC 30	9159160000	46	SAI-8-MHD-5P M12	1701253000	76	SCS 24VDC P1 SIL3D3 MG3	1304040000	70
RHDC 34	9159170000	46	SAI-BW-5/7 FEMALE RIGHT ANGLE	9457260000	78	SCS 24VDC P1 SIL3DS	1303890000	70
RHDC 40	9159180000	46	SAIB-3-IDC-M8	1784030001	77	SCS 24VDC P1 SIL3DS M	1303760000	70
RHDC 50	9159190000	46	SAIB-3/7	1021490000	78	SCS 24VDC P2 SIL3DSES	1319270000	71
RHDC 60	9159200000	46	SAIB-3/9	1021510000	78	SCS 24VDC P2 SIL3DES	1319280000	71
RHDC 64	9159210000	46	SAIB-4-IDC-M12 SMALL	1781540001	77	SD 0.4X2.0X60	9097160000	101
Ribbon HSS HF EL 40/300	1426210000	92	SAIB-4-IDC-M8	1784050001	77	SD 0.4x2.5x75	9003930000	121
RJ-4A	9121710000	47	SAIB-4/7	9457240000	78	SD 1.0x5.5x150 NON INSULATED	9008350000	95
RJ-6A	9119150000	47	SAIB-4/9	1807230000	78	SD 1.2X6.5X150	9009010000	95
RJ-8A	9119160000	47	SAIB-5/7 FEMALE STRAIGHT	9457250000	78	SD1,1,NON-INSUL,FLAT,0.5X3.0X80	9008320000	95
RM-KIT FOR IE SWITCHES	1241440000	36	SAIB-5/9	1807250000	78	SD2,2,NON-INSUL,FLAT,0.6X3.5X10	9008330000	95
RS F10 LP2N 5/10 INTERFACE	0224961001	47	SAIB-M-5/8S M12 5P A-COD	1784750000	78	SD3,3,NON-INSUL,FLAT,0.8X4.0X10	9008340000	95
RS F10 LP3R 3/12	8012850000	47	SAIB-M8-3P	1803870000	77	SDI 0.4x2.0x60	9205690000	121
RS F10 LPK 2H/12	8156610000	46	SAIB-M8-4P	1803880000	77	SDI 0.4x2.5x75	9008370000	121
RS F14 LP2N 5/14 INTERFACE	02285061001	47	SAIBH-8/11	1118920000	78	SDI 0.5x3.0x100	9008380000	121
RS F14 LP3R 3/14	8012860000	47	SAIBM-M8-3P-(IF)	1010080000	78	SDI 0.6x3.5x100	9008390000	121
RS F14 LPK 2H/16	8258980000	46	SAIBM-M8-4P-(IF)	1010090000	78	SDI 0.8x4.0x100	9008400000	121
RS F16 LP2N 5/16 INTERFACE	0225161001	47	SAIBW-3/7	1021310000	78	SDI 1.0x4.5x125	9008910000	121
RS F16 LP3R 3/18	8012870000	47	SAIBW-3/9	1021320000	78	SDI 1.0x5.5x125	9008410000	121
RS F16 LPK 2H/18	8265540000	46	SAIBW-4-IDC M12	1812890000	77	SDI 1.2x6.5x150	9008420000	121
RS F20 LP 2N 5/20 INTERFACE	0224261001	47	SAIBW-4/7	9457700000	78	SDI 1.6x8.0x175	9008430000	121
RS F20 LP3R 3/21	8012910000	47	SAIBW-4/9	1807240000	78	SDI PH0	9008560000	121
RS F20 LPK 2H/22	8155600000	46	SAIBW-5/9	1807330000	78	SDI PH1	9008570000	121
RS F26 LP 2N 5/26 INTERFACE	0224861001	47	SAIBW-M-4/8 M12	1803910000	78	SDI PH2	9008580000	121
RS F26 LP3R 3/27	8012920000	47	SAIBW-M-5/8 M12	1803920000	78	SDI PH3	9008590000	121
RS F26 LPK 2H/28	8213470000	46	SAIL MBW-3-1.5U	1857550150	79	SDI SL 0.6x35x100	1274660000	120
RS F34 LP 2N 5/34 INTERFACE	0224361001	47	SAIL-M12BG-3-1.5U	9457820150	79	SDI SL 0.8x4.0x100	1274670000	120
RS F34 LP3R 3/36	8012930000	47	SAIL-M12BG-4-1.5U	9457730150	79	SDI SL 1.0x4.5x125	1274680000	120
RS F34 LPK 2H/36	8155590000	46	SAIL-M12BG-5-1.5U	9457910150	79	SDI SL 1.2x6.5x150	1244690000	120
RS F40 LP 2N 5/40 INTERFACE	0224461001	47	SAIL-M12BW-3-1.5U	9457910150	79	SDIK SL PH1	1274710000	120
RS F40 LP3R 3/42	8012940000	47	SAIL-M12BW-4-1.5U	9457320150	79	SDIK SL PH2	1274720000	120
RS F40 LPK 2H/42	8155800000	46	SAIL-M12BW-5-1.5U	9457740150	79	SDIK SL PZ1	1274730000	120
RS F50 LP 2N 5/50 INTERFACE	0224561001	47	SAIL-M12BW-5-1.5U	9457690150	79	SDIK SL PZ2	1274740000	120
RS F50 LP3R 3/51	8012950000	47	SAIL-M12G-3-1.5U	9457810150	79	SDIR 1 x 100	1318100000	121
RS F50 LPK 2H/52	8155570000	46	SAIL-M12G-4-1.5U	9456100150	79	SDIR 2 x 200	1318110000	121
RS F60 LP 2N 5/60 INTERFACE	0224661001	47	SAIL-M12G-5-1.5U	9457610150	79	SDIS 2.5-5.5/PH1/2	9009730000	122
RS F60 LP3R 3/63	8012960000	47	SAIL-M12GM12W-3L1.5U	9457790150	79	SDIS SL 2.5-5.5/PH1/2	1274750000	120
RS F60 LPK 2H/62	8259000000	46	SAIL-M12GM12W-4L1.5U	1906410150	79	SDK PH0	9008470000	121
RS F64 LP 2N 5/64 INTERFACE	0224761001	47	SAIL-M12GM8WS-3L1.5U	9457760150	79	SDK PH1	9008480000	121
RS F64 LP3R 3/66	8012970000	47	SAIL-M12GM8WS-4L1.5U	1906430150	79	SDK PH2	9008490000	121
RS F64 LPK 2H/66	8155550000	46	SAIL-M12W-3-1.5U	9456690150	79	SDK PH3	9008500000	121
RS SD15B UNC 4.40 LP2N	8005211001	46	SAIL-M12W-4-1.5U	1906260150	79	SF 0/12 NEUTRAL WS V2	1919240000	87
RS SD15B UNC LPK2	8209730000	45	SAIL-M12W-5-1.5U	9457670150	79	SF 0/12 SONDERDRUCK V2	1919250000	87
RS SD15S UNC 4.40 LP2N	8005201001	46	SAIL-M8GBS-3-1.5U	9457450150	79	SF 0/21 NEUTRAL WS V2	1918500000	87
RS SD15S UNC LPK2	8233350000	45	SAIL-M8GBS-4-1.5U	9457850150	79	SF 0/21 SONDERDRUCK V2	1918470000	87
RS SD25B UNC 4.40 LP2N	8005191001	46	SAIL-M8GS-3-1.5U	1824590150	79	SF 1/12 NEUTRAL WS V2	1919390000	87
RS SD25B UNC LPK2	8155620000	45	SAIL-M8GS-4-1.5U	1906270150	79	SF 1/12 SONDERDRUCK V2	1919420000	87
RS SD25S UNC 4.40 LP2N	8005181001	46	SAIL-M8GSM8WS-3L1.5U	1877250150	79	SF 1/21 NEUTRAL WS V2	1918630000	87
RS SD25S UNC LPK2	8155650000	45	SAIL-M8GSM8WS-4L1.5U	1906450150	79	SF 1/21 SONDERDRUCK V2	1918640000	87
RS SD37B UNC 4.40 LP2N	8003891001	46	SAIL-M8W-4-1.5U	1857560150	79	SF 2/12 NEUTRAL WS V2	1919490000	87
RS SD37B UNC LPK2	8155630000	45	SAIL-M8WB-3-1.5U	9457380150	79	SF 2/12 SONDERDRUCK V2 SPC PRT	1919500000	87
RS SD37S UNC 4.40 LP2N	8003881001	46	SAIL-M8WB-4-1.5U	9456150150	79	SF 2/12,SPECIAL PRINT COLORED	1763480000	87
RS SD37S UNC LPK2	8155660000	45	SAIS-3-IDC-M8	1784040001	77	SF 2/21 NEUTRAL WS V2	1918690000	87
RS SD50B UNC 4.40 LP2N	8005171001	46	SAIS-3/7	1021470000	78	SF 2/21 SONDERDRUCK V2	1918650000	87
RS SD50B UNC LPK2	8155640000	45	SAIS-3/9	1021480000	78	SF 3/12 NEUTRAL WS V2	1919540000	87
RS SD50S UNC 4.40 LP2N	8005161001	46	SAIS-4-IDC-M12 SMALL	1781550001	77	SF 3/12 SONDERDRUCK V2	1919510000	87
RS SD50S UNC LPK2	8155670000	45	SAIS-4-IDC-M8	1784060001	77	SF 3/21 NEUTRAL WS V2	1918910000	87
RS SD9B UNC 4.40 LP2N	8003911001	46	SAIS-4/7	9457550000	78	SF 3/21 SONDERDRUCK V2	1918880000	87
RS SD9B UNC LPK2	8216480000	45	SAIS-4/9	1807340000	78	SF 4.5/21 NEUTRAL WS V2	1919020000	87
RS SD9S UNC 4.40 LP2N	8003901001	46	SAIS-5/7 MALE RIGHT-ANGLE	9456950000	78	SF 4.5/21 SONDERDRUCK V2	1918990000	87
RS SD9S UNC LPK2	8259010000	45	SAIS-5/7 MALE STRAIGHT	9456940000	78	SF 4/12 NEUTRAL WS V2	1919600000	87
RS-ELCO 38 F/L	9121280000	46	SAIS-5/9	1807350000	78	SF 4/12 SONDERDRUCK V2	1919610000	87
RS-ELCO 38 F/R	9121290000	4						

Description	Part Number	Page
SF 5/12 SONDERDRUCK V2	1919660000	87
SF 5/21 NEUTRAL WS V2	1919140000	87
SF 5/21 SONDERDRUCK V2	1919110000	87
SFC 0/12 BLANK, WHITE	1813130000	87
SFC 0/12 SONDERDRUCK	1813180000	87
SFC 0/21 BLANK, WHITE	1813190000	87
SFC 0/21 BLANK, WHITE SP PRINT	1813230000	87
SFC 0/30 BLANK, WHITE	1813240000	87
SFC 0/30 SONDERDRUCK	1813280000	87
SFC 1/12 BLANK, WHITE	1747320001	87
SFC 1/12 SPECIAL PRINT VARIANT	1752720000	87
SFC 1/21 BLANK, WHITE	1779080001	87
SFC 1/21 SPECIAL PRINT VARIANT	1779090000	87
SFC 1/30 BLANK, WHITE	1805760000	87
SFC 1/30 SPECIAL PRINT VARIANT	1805750000	87
SFC 2.5/12 MC NE WHITE	1062000000	87
SFC 2.5/12 MC SDR SPC PRNT	1062040000	87
SFC 2.5/21 MC NE WHITE	1062050000	87
SFC 2.5/21 MC SPC PRINT	1062110000	87
SFC 2/12 NEUTRAL, WHITE	1758320001	87
SFC 2/21 BLANK, WHITE	1805810000	87
SFC 2/21 MC SPC PRNT WHITE	1805800000	87
SFC 2/30 BLANK, WHITE	1805870000	87
SFC 2/30 MC SPC PRINT WHITE	1805860000	87
SFX 10/23 NUTRAL WHITE V2	1852390000	87
SFX 10/23 SONDERDRUCK V2	1852380000	87
SFX 11/60 MC CABLE MRKR, WHITE	1860120000	87
SFX 11/60 SONDERDRUCK	1860140000	87
SFX 14/23 NEUTRAL WHITE V2	1852440000	87
SFX 14/23 SONDERDR. V2	1852430000	87
SFX 30/60 MC	1083260000	87
SFX 30/60 MC NE WS (WHITE)	1422560000	87
SFX 9/24 MC SPC PRT WHITE	1852480000	87
SFX 9/24 NEUTRAL WS V2	1852490000	87
SFX-M 11/60 AL	1327780000	90
SFX-M 11/60 ST	1327790000	90
SFX-M 11/60-5 AL	1422560000	90
SFX-M 11/60-5 ST	1422570000	90
SFX-M 12/40-5 AL	1500230000	90
SFX-M 12/40-5 ST	1500240000	90
SFX-M 17/60-5 AL	1500250000	90
SFX-M 17/60-5 ST	1500270000	90
SIHA 3	7921560000	98
SIHA 3/G20	7921560000	104
SIHA 3/G20 LD 110V	7921590000	104
SIHA 3/G20 LD 24V	7921570000	104
SIHA 3/G20 LD 250V	7921600000	104
SIHA 3/G20 LD 48V	7921580000	104
SIHA 3/G20 LED 120V	7921600000	106
SIHA 3/G20 LED 24V	7921570000	106
SIHA 3/G20 LED 60V	7921590000	106
SL-SMT5.00/04/180LF 1.5 BK BX	1796800000	101
SM 22/22 K MC SONDERD.	1877580000	89
SM 22/22 K MC WHITE	1877570000	89
SM 27/12.5	1699840000	89
SM 27/12.5 K MC WHITE	1699880000	89
SM 27/12.5 K SONDERDRUCK	1699890000	89
SM 27/12.5 SPECIAL PRINT WHITE	1699850000	89
SM 27/18 K MC WHITE	1707270000	89
SM 27/18 K SONDERDRUCK	1707280000	89
SM 27/18 MC WHITE	1699860000	89
SM 27/18 SONDERDRUCK	1699870000	89
SM 27/27 K MC WHITE	1783000000	89
SM 27/27 NEUTRAL WS (WHITE)	1773220000	89
SM 27/27 SPECIAL PRINT WHITE	1773240000	89
SM 27/27K SPECIAL PRINT WHITE	1783010000	89
SM 27/8	1699820000	89
SM 27/8 K MC WHITE	1812630000	89
SM 27/8 K SPECIAL PRINT SILVER	1713690000	89
SM 27/8 SONDERDRUCK	1699830000	89
SP-CBL-TIAU-10-10 0.5M	6720000960	60
SP-CBL-TIAU-10-10 1.0M	6720000961	60
SP-CBL-TIAU-10-10 2.0M	6720000962	60
SP-CBL-TIAU-10-10 3.0M	6720000963	60
SP-CBL-TIAU-10-10 5.0M	6720000964	60
SP-CBL-TIAU-10-F 0.5M	6720000965	60
SP-CBL-TIAU-10-F 1.0M	6720000966	60
SP-CBL-TIAU-10-F 2.0M	6720000967	60
SP-CBL-TIAU-10-F 3.0M	6720000968	60
SP-CBL-TIAU-10-F 5.0M	6720000969	60
SP-CBL-TIAU-20-20 0.5M	6720000945	60
SP-CBL-TIAU-20-20 1.0M	6720000946	60
SP-CBL-TIAU-20-20 2.0M	6720000947	60
SP-CBL-TIAU-20-20 3.0M	6720000948	60
SP-CBL-TIAU-20-20 5.0M	6720000949	60
SP-CBL-TIAU-20-F 0.5M	6720000950	60
SP-CBL-TIAU-20-F 1.0M	6720000951	60
SP-CBL-TIAU-20-F 2.0M	6720000952	60
SP-CBL-TIAU-20-F 3.0M	6720000953	60
SP-CBL-TIAU-20-F 5.0M	6720000954	60
SPD 2P LINK	6720005417	7
SPD 3P LINK	6720005418	7
SPD 4P LINK	6720005419	7
SPD II 0 150V/40KA	1348330000	6
SPD II 0 280V/40KA	1348370000	6
SPD II 0 400V/40KA	1348400000	6
SPD II 1 150V/40KA	1348350000	6
SPD II 1 R 150V/40KA	1348390000	6
SPD II 1 R 280V/40KA	1348430000	6
SPD II 1 R 400V/40KA	1348470000	6
SPD II 120V/40KA	6720005410	7
SPD II 120V/G/40KA	6720005411	7
SPD II 230V/40KA	6720005503	7
SPD II 240V/G/40KA	6720005412	7
SPD II 277V/40KA	6720005413	7
SPD II 480V/40KA	6720005414	7
SPD II N/PE	6720005416	7
SPD III 120V/40KA	6720005461	7
SPD S LINK 1/3	8870840000	61
SRC-IQV	1132070000	61
SRC-IQVS	C905265600	97
ST 25/EN	C9000676	97
ST 5N/EN	C905234600	97
ST 5P/EN	C9001456	97
ST 6N/EN	C904908601	97
STI-S FINE PEN BLK FOR PLOTTER	0508400000	91
STI-S, BLACK DISP WATERPROOF	0508401694	91
STR 5 F0R SCHT 5	0294000000	110
STR 5 S F SCHT 5 S	1631940000	110
STRIPAX 0.08-6.0mm2 (28-AWG)	9005500000	112
STRIPAX 16 - 6-16mm2 (10-6AWG)	9005610000	112
STRIPAX PLUS 2.5	9020000000	114
STRIPAX ULTIMATE	1468880000	112
STRIPAX ULTIMATE XL	1512780000	112
STRIPPER AM35	9001180000	113
Suppl / 1P Cct Brkr / C Curve / 0.5A	SU1C05AC	22
Suppl / 1P Cct Brkr / C Curve / 10A	SU1C10AC	22
Suppl / 1P Cct Brkr / C Curve / 15A	SU1C15AC	22
Suppl / 1P Cct Brkr / C Curve / 1A	SU1C1AC	22
Suppl / 1P Cct Brkr / C Curve / 20A	SU1C20AC	22
Suppl / 1P Cct Brkr / C Curve / 25A	SU1C25AC	22
Suppl / 1P Cct Brkr / C Curve / 2A	SU1C2AC	22
Suppl / 1P Cct Brkr / C Curve / 30A	SU1C30AC	22
Suppl / 1P Cct Brkr / C Curve / 3A	SU1C3AC	22
Suppl / 1P Cct Brkr / C Curve / 40A	SU1C40AC	22
Suppl / 1P Cct Brkr / C Curve / 50A	SU1C50AC	22
Suppl / 1P Cct Brkr / C Curve / 5A	SU1C5AC	22
Suppl / 1P Cct Brkr / C Curve / 60A	SU1C60AC	22
Suppl / 1P Cct Brkr / D Curve / 0.5A	SU1D05AC	22
Suppl / 1P Cct Brkr / D Curve / 10A	SU1D10AC	22
Suppl / 1P Cct Brkr / D Curve / 15A	SU1D15AC	22
Suppl / 1P Cct Brkr / D Curve / 1A	SU1D1AC	22
Suppl / 1P Cct Brkr / D Curve / 20A	SU1D20AC	22
Suppl / 1P Cct Brkr / D Curve / 25A	SU1D25AC	22
Suppl / 1P Cct Brkr / D Curve / 2A	SU1D2AC	22
Suppl / 1P Cct Brkr / D Curve / 30A	SU1D30AC	22
Suppl / 1P Cct Brkr / D Curve / 3A	SU1D3AC	22
Suppl / 1P Cct Brkr / D Curve / 40A	SU1D40AC	22
Suppl / 1P Cct Brkr / D Curve / 50A	SU1D50AC	22
Suppl / 1P Cct Brkr / D Curve / 5A	SU1D5AC	22
Suppl / 1P Cct Brkr / D Curve / 60A	SU1D60AC	22
Suppl / 2P Cct Brkr / C Curve / 0.5A	SU2C05AC	22
Suppl / 2P Cct Brkr / C Curve / 10A	SU2C10AC	22
Suppl / 2P Cct Brkr / C Curve / 15A	SU2C15AC	22
Suppl / 2P Cct Brkr / C Curve / 1A	SU2C1AC	22
Suppl / 2P Cct Brkr / C Curve / 20A	SU2C20AC	22
Suppl / 2P Cct Brkr / C Curve / 25A	SU2C25AC	22
Suppl / 2P Cct Brkr / C Curve / 2A	SU2C2AC	22
Suppl / 2P Cct Brkr / C Curve / 30A	SU2C30AC	22
Suppl / 2P Cct Brkr / C Curve / 40A	SU2C40AC	22
Suppl / 2P Cct Brkr / C Curve / 50A	SU2C50AC	22
Suppl / 2P Cct Brkr / C Curve / 5A	SU2C5AC	22
Suppl / 2P Cct Brkr / D Curve / 0.5A	SU2D05AC	22
Suppl / 2P Cct Brkr / D Curve / 10A	SU2D10AC	22
Suppl / 2P Cct Brkr / D Curve / 15A	SU2D15AC	22
Suppl / 2P Cct Brkr / D Curve / 1A	SU2D1AC	22
Suppl / 2P Cct Brkr / D Curve / 20A	SU2D20AC	22
Suppl / 2P Cct Brkr / D Curve / 25A	SU2D25AC	22
Suppl / 2P Cct Brkr / D Curve / 2A	SU2D2AC	22
Suppl / 2P Cct Brkr / D Curve / 30A	SU2D30AC	22
Suppl / 2P Cct Brkr / D Curve / 40A	SU2D40AC	22
Suppl / 2P Cct Brkr / D Curve / 50A	SU2D50AC	22
Suppl / 2P Cct Brkr / D Curve / 5A	SU2D5AC	22
Suppl / 2P Cct Brkr / D Curve / 60A	SU2D60AC	22
Suppl / 3P Cct Brkr / C Curve / 10A	SU3C10AC	22
Suppl / 3P Cct Brkr / C Curve / 15A	SU3C15AC	22
Suppl / 3P Cct Brkr / C Curve / 1A	SU3C1AC	22
Suppl / 3P Cct Brkr / C Curve / 20A	SU3C20AC	22
Suppl / 3P Cct Brkr / C Curve / 25A	SU3C25AC	22
Suppl / 3P Cct Brkr / C Curve / 2A	SU3C2AC	22
Suppl / 3P Cct Brkr / C Curve / 30A	SU3C30AC	22
Suppl / 3P Cct Brkr / C Curve / 40A	SU3C40AC	22
Suppl / 3P Cct Brkr / C Curve / 50A	SU3C50AC	22
Suppl / 3P Cct Brkr / C Curve / 5A	SU3C5AC	22
Suppl / 3P Cct Brkr / C Curve / 60A	SU3C60AC	22
Suppl / 3P Cct Brkr / D Curve / 10A	SU3D10AC	22
Suppl / 3P Cct Brkr / D Curve / 15A	SU3D15AC	22

Description	Part Number	Page
SPD II 1 150V/40KA	1348340000	6
SPD II 1 280V/40KA	1348380000	6
SPD II 1 400V/40KA	1348420000	6
SPD II 1 550V/40KA	1348450000	6
SPD II 1 R 150V/40KA	1348350000	6
SPD II 1 R 280V/40KA	1348390000	6
SPD II 1 R 400V/40KA	1348430000	6
SPD II 1 R 550V/40KA	1348470000	6
SPD II 120V/40KA	6720005410	7
SPD II 120V/G/40KA	6720005411	7
SPD II 230V/40KA	6720005503	7
SPD II 240V/G/40KA	6720005412	7
SPD II 277V/40KA	6720005413	7
SPD II 480V/40KA	6720005414	7
SPD II N/PE	6720005416	7
SPD III 120V/40KA	6720005461	7
SPD S LINK 1/3	8870840000	61
SRC-IQV	1132070000	61
SRC-IQVS	C905265600	97
ST 25/EN	C9000676	97
ST 5N/EN	C905234600	97
ST 5P/EN	C9001456	97
ST 6N/EN	C904908601	97
STI-S FINE PEN BLK FOR PLOTTER	0508400000	91
STI-S, BLACK DISP WATERPROOF	0508401694	91
STR 5 F0R SCHT 5	0294000000	110
STR 5 S F SCHT 5 S	1631940000	110
STRIPAX 0.08-6.0mm2 (28-AWG)	9005500000	112
STRIPAX 16 - 6-16mm2 (10-6AWG)	9005610000	112
STRIPAX PLUS 2.5	9020000000	114
STRIPAX ULTIMATE	1468880000	112
STRIPAX ULTIMATE XL	1512780000	112
STRIPPER AM35	9001180000	113
Suppl / 1P Cct Brkr / C Curve / 0.5A	SU1C05AC	22
Suppl / 1P Cct Brkr / C Curve / 10A	SU1C10AC	22
Suppl / 1P Cct Brkr / C Curve / 15A	SU1C15AC	22
Suppl / 1P Cct Brkr / C Curve / 1A	SU1C1AC	22
Suppl / 1P Cct Brkr / C Curve / 20A	SU1C20AC	22
Suppl / 1P Cct Brkr / C Curve / 25A	SU1C25AC	22
Suppl / 1P Cct Brkr / C Curve / 2A	SU1C2AC	22
Suppl / 1P Cct Brkr / C Curve / 30A	SU1C30AC	22
Suppl / 1P Cct Brkr / C Curve / 3A	SU1C3AC	22
Suppl / 1P Cct Brkr / C Curve / 40A	SU1C40AC	22
Suppl / 1P Cct Brkr / C Curve / 50A	SU1C50AC	22
Suppl / 1P Cct Brkr / C Curve / 5A	SU1C5AC	22
Suppl / 1P Cct Brkr / C Curve / 60A	SU1C60AC	22
Suppl / 1P Cct Brkr / D Curve / 0.5A	SU1D05AC	22
Suppl / 1P Cct Brkr / D Curve / 10A	SU1D10AC	22
Suppl / 1P Cct Brkr / D Curve / 15A	SU1D15AC	22
Suppl / 1P Cct Brkr / D Curve / 1A	SU1D1AC	22
Suppl / 1P Cct Brkr / D Curve / 20A	SU1D20AC	22
Suppl / 1P Cct Brkr / D Curve / 25A	SU1D25AC	22
Suppl / 1P Cct Brkr / D Curve / 2A	SU1D2AC	22
Suppl / 1P Cct Brkr / D Curve / 30A	SU1D30AC	22
Suppl / 1P Cct Brkr / D Curve / 3A	SU1D3AC	22
Suppl / 1P Cct Brkr / D Curve / 40A	SU1D40AC	22
Suppl / 1P Cct Brkr / D Curve / 50A	SU1D50AC	22
Suppl / 1P Cct Brkr / D Curve / 5A	SU1D5AC	22
Suppl / 1P Cct Brkr / D Curve / 60A	SU1D60AC	22
Suppl / 2P Cct Brkr / C Curve / 0.5A	SU2C05AC	22
Suppl / 2P Cct Brkr / C Curve / 10A	SU2C10AC	22
Suppl / 2P Cct Brkr / C Curve / 15A	SU2C15AC	22
Suppl / 2P Cct Brkr / C Curve / 1A	SU2C1AC	22
Suppl / 2P Cct Brkr / C Curve / 20A	SU2C20AC	22
Suppl / 2P Cct Brkr / C Curve / 25A	SU2C25AC	22
Suppl / 2P Cct Brkr / C Curve / 2A	SU2C2AC	22
Suppl / 2P Cct Brkr / C Curve / 30A	SU2C30AC	22
Suppl / 2P Cct Brkr / C Curve / 40A	SU2C40AC	22
Suppl / 2P Cct Brkr / C Curve / 50A	SU2C50AC	22
Suppl / 2P Cct Brkr / C Curve / 5A	SU2C5AC	22
Suppl / 2P Cct Brkr / D Curve / 0.5A	SU2D05AC	22
Suppl / 2P Cct Brkr / D Curve / 10A	SU2D10AC	22
Suppl / 2P Cct Brkr / D Curve / 15A	SU2D15AC	22
Suppl / 2P Cct Brkr / D Curve / 1A	SU2D1AC	22
Suppl / 2P Cct Brkr / D Curve / 20A	SU2D20AC	22
Suppl / 2P Cct Brkr / D Curve / 25A	SU2D25AC	22
Suppl / 2P Cct Brkr / D Curve / 2A	SU2D2AC	22
Suppl / 2P Cct Brkr / D Curve / 30A	SU2D30AC	22
Suppl / 2P Cct Brkr / D Curve / 40A	SU2D40AC	22
Suppl / 2P Cct Brkr / D Curve / 50A	SU2D50AC	22
Suppl / 2P Cct Brkr / D Curve / 5A	SU2D5AC	22
Suppl / 2P Cct Brkr / D Curve / 60A	SU2D60AC	22
Suppl / 3P Cct Brkr / C Curve / 10A	SU3C10AC	22
Suppl / 3P Cct Brkr / C Curve / 15A	SU3C15AC	22
Suppl / 3P Cct Brkr / C Curve / 1A	SU3C1AC	22
Suppl / 3P Cct Brkr / C Curve / 20A	SU3C20AC	22
Suppl / 3P Cct Brkr / C Curve / 25A	SU3C25AC	22
Suppl / 3P Cct Brkr / C Curve / 2A	SU3C2AC	22
Suppl / 3P Cct Brkr / C Curve / 30A		

Description	Part Number	Page	Description	Part Number	Page	Description	Part Number	Page
VSSC4 CL 24 VAC/DC 0.5A	1063730000	9	WAP 2.5-10,PA,RED	1050040000	96	WI-ACC-TYP195-3FT SMA M-NM	6720005259	132
VSSC4 CL 48 VAC/DC 0.5A	1063740000	9	WAP 2.5-10,PA,VIOLET	1072210000	96	WI-ACC-TYP195-3FT SMA M-SMA M	6720005245	132
VSSC4 CL 60 VAC/DC 0.5A	1063750000	9	WAP 2.5-10,WM,BG	1050000000	94	WI-ACC-TYP400-100FT NM-NM	6720005256	132
VSSC4 CL FG 12 VDC 0.5A	1063760000	9	WAP 2.5-10,WM,BROWN	1050070000	96	WI-ACC-TYP400-10FT NM-NM	6720005251	132
VSSC4 CL FG 24 VAC/DC 0.5A	1063770000	9	WAP 2.5-10,WM,BU	1050080000	96	WI-ACC-TYP400-10FT SMA M-NM	6720005240	132
VSSC4 CL FG 24VAC/DC Ex	1063810000	15	WAP 2.5-10,WM,GREEN	1072200000	96	WI-ACC-TYP400-25FT NM-NM	6720005252	132
VSSC4 CL FG 48 VAC/DC 0.5A	1063870000	9	WAP 2.5-10,WM,WHITE	1050090000	96	WI-ACC-TYP400-25FT SMA M-NM	6720005241	132
VSSC4 CL FG 48VAC/DC Ex	1063820000	15	WAP 2.5-10,WM,YELLOW	1050020000	96	WI-ACC-TYP400-40FT NM-NM	6720005253	132
VSSC4 CL FG 60 VAC/DC 0.5A	1063790000	9	WAP FOR WDU 2.5N/4N,WM,BG	1060000000	94	WI-ACC-TYP400-40FT SMA M-NM	6720005242	132
VSSC4 GDT 110 VAC/DC 20k	1064050000	10	WAP WDK 2.5N/TR-DU	1839850000	94	WI-ACC-TYP400-55FT NM-NM	6720005254	132
VSSC4 GDT 240 VAC/DC 20k	1064060000	10	WAP WDK 10	1186720000	94	WI-ACC-TYP400-75FT NM-NM	6720005255	132
VSSC4 GDT55VUC 20kA Ex	1064040000	16	WAP/WDK 2.5/4N	1059100000	94	WI-ACC-TYP600-200FT NM-NM	6720005257	132
VSSC4 MOV 120 VAC/DC	1063990000	10	WAP/WDK 2.5/4N	1084000000	94	WI-ANT 5.8GHZ 11DB FLAT PATCH	6720005130	130
VSSC4 MOV 12VDC	1063950000	10	WAP/WDU 1.5/R3.5 BEIGE	1754190000	96	WI-ANT-0.9/2.4GHZ-3/4DBMOBILE	6720005276	129
VSSC4 MOV 150 VAC/DC	1064010000	10	WAP/WTR 2.5/ZZ	1074600000	94	WI-ANT-24GHZ-10DB OMNI NF	6720005202	129
VSSC4 MOV 240 VAC/DC	1064000000	10	WAS1 CMA	8523400000	81	WI-ANT-24GHZ-10DB YAGI NF	6720005205	130
VSSC4 MOV 24VDC/AC	1063960000	10	WAS1 CMA LP	8528650000	81	WI-ANT-24GHZ-12DB OMNI NF	6720005203	129
VSSC4 MOV 48 VAC/DC	1063970000	10	WAS2 CMA	8526610000	81	WI-ANT-24GHZ-13DB DFP 2'NF	6720005213	130
VSSC4 MOV 60 VAC/DC	1063980000	10	WAS2 CMR	8513340000	81	WI-ANT-24GHZ-14DB YAGI NF	6720005206	130
VSSC4 RC 24 VAC/DC	1064120000	11	WAS2 CMR	8518650000	81	WI-ANT-24GHZ-18DB DFP 2'NF	6720005214	130
VSSC4 RC 240 VAC/DC	1064130000	11	WAS2 VMA	8581220000	81	WI-ANT-24GHZ-3DB FOR MAG BASE	6720005208	129
VSSC4 SL FG 24VAC/DC Ex	1063930000	16	WAS2 VMA	8566740000	81	WI-ANT-24GHZ-4DB OMNI NF	6720005209	129
VSSC4 SL FG 48VAC/DC Ex	1063940000	16	WAS4 PRO Freq	8581180000	81	WI-ANT-24GHZ-6DB OMNI NF	6720005201	129
VSSC4 SL FG LD 12 VDC 0.5A	1063880000	9	WAS5 CCC 20LP	8581160000	81	WI-ANT-24GHZ-8DB OMNI NF	6720005204	129
VSSC4 SL FG LD 24 VAC/DC 0.5A	1063890000	9	WAS5 CCC LP	8444950000	81	WI-ANT-24GHZ-9DB DFP 2'NF	6720005212	130
VSSC4 SL FG LD 48 VAC/DC 0.5A	1063910000	9	WAS5 DC Alarm	8543820000	81	WI-ANT-390MHz-10dbdYAGINF	6720005441	131
VSSC4 SL FG LD 60 VAC/DC 0.5A	1063920000	9	WAS5 PRO Bridge	8581200000	81	WI-ANT-420MHz-6dbdYAGINF	6720005442	131
VSSC4 SL LD 12VDC 0.5A	1063830000	9	WAS5 PRO RTD	8560700000	81	WI-ANT-440MHZ-5DB OMNI NF	6720005439	131
VSSC4 SL LD 24 VAC/DC 0.5A	1063840000	9	WAS5 PRO Thermo	8560720000	81	WI-ANT-450MHZ-3DB OMNI NF	6720005440	131
VSSC4 SL LD 48 VAC/DC 0.5A	1063860000	9	WAS5 VMR 1ph	8705640000	81	WI-ANT-450MHZ-5DB OMNI NF	6720005436	131
VSSC4 SL LD 60 VAC/DC 0.5A	1063870000	9	WAS6 TTA	8939670000	82	WI-ANT-470MHz-6dbdYAGINF	6720005444	131
VSSC4 TAZ 12 VDC	1064070000	10	WAS6 TTA EX	8964310000	82	WI-ANT-470MHz-9dbdYAGINF	6720005446	131
VSSC4 TAZ 24 VAC/DC	1064080000	10	WAVEPAK DC/DC	7940024139	81	WI-ANT-5.8GHZ-10DB OMNI NF	6720005284	130
VSSC4 TAZ 48 VAC/DC	1064090000	10	WavePak Splitter	7920400000	81	WI-ANT-5.8GHZ-13DB DFP 2'NF	6720005281	130
VSSC4 TAZ 60 VAC/DC	1064110000	10	WDK 1.5/R3.5, BEIGE	1753290000	96	WI-ANT-5.8GHZ-20DB DFP 2'NF	6720005282	130
VSSC6 CL 12VDC 0.5A	1064150000	11	WDK 10	1186740000	94	WI-ANT-5.8GHZ-4DB MOBILE	6720005278	130
VSSC6 CL 24 VAC/DC 0.5A	1064170000	11	WDK 10V	1186770000	94	WI-ANT-5.8GHZ-7DB OMNI NF	6720005283	130
VSSC6 CL 48 VAC/DC 0.5A	1064190000	11	WDK 2.5 ZQV PLUGGABLE JUMPER	1041100000	94	WI-ANT-5.8GHZ-9DB DFP 2'NF	6720005280	130
VSSC6 CL 60 VAC/DC 0.5A	1064210000	11	WDK 2.5/TR-DU	1247290000	94	WI-ANT-900MHZ-0DBOMNINF	6720005233	129
VSSC6 CL FG 12 VDC 0.5A	1064260000	11	WDK 2.5/TR-DU-PE	1247420000	94	WI-ANT-900MHZ-10DB-2'YAGINF	6720005223	129
VSSC6 CL FG 24 VAC/DC 0.5A	1064270000	11	WDK 2.5N	1041600000	94	WI-ANT-900MHZ-12DB-2'YAGINF	6720005225	129
VSSC6 CL FG 48 VAC/DC 0.5A	1064280000	11	WDK 2.5N, DU-PE	1041650000	94	WI-ANT-900MHZ-14DB-2'YAGINF	6720005226	129
VSSC6 CL FG 60 VAC/DC 0.5A	1064290000	11	WDK 2.5N, PE	1041620000	94	WI-ANT-900MHZ-3DBOMNINF	6720005234	129
VSSC6 MOV 120 VAC/DC	1064610000	13	WDK 2.5NV	1041610000	94	WI-ANT-900MHZ-3DBSTUBMAG	6720005230	129
VSSC6 MOV 12VDC	1064530000	13	WDK 4N	1041900000	94	WI-ANT-900MHZ-3DBYAGINF	6720005219	129
VSSC6 MOV 150 VAC/DC	1064620000	13	WDK 4N,DU-PE	1041950000	94	WI-ANT-900MHZ-5DBOMNINF	6720005235	129
VSSC6 MOV 240 VAC/DC	1064630000	13	WDK 4N,PE	1041920000	94	WI-ANT-900MHZ-6.5DB-2'YAGINF	6720005221	129
VSSC6 MOV 24VDC/AC	1064540000	13	WDK 4N5	1041910000	94	WI-ANT-900MHZ-7DBOMNINF	6720005236	129
VSSC6 MOV 48 VAC/DC	1064570000	13	WDR 2TV	9528070000	94	WI-ANT-950MHz-3dbdOMNINF	6720005273	129
VSSC6 MOV 60 VAC/DC	1064600000	13	WDU 1.5 ZZ,WM,BG	1031400000	94	WI-ANT-950MHz-5dbdOMNINF	6720005274	129
VSSC6 RS232	1064990000	14	WDU 1.5/R3.5, BEIGE	1753280000	96	WI-ANT-950MHz-7dbdOMNINF	6720005275	129
VSSC6 RS485	1064980000	14	WDU 10,WM,BG	1020300000	94	WI-ANT-DPL-0-16	6720005080	129
VSSC6 RS485 DP	1065010000	14	WDU 16,WM,BG	1020400000	94	WI-ANT-DPL-DG900-1	6720005086	129
VSSC6 RS485 PA Ex	1065020000	17	WDU 2.5 J.2 POLE,FE/CO,WM,BG	1024300000	97	WI-ANT-GSM-MESH-DB LP	6720005451	131
VSSC6 RTD	1139710000	14	WDU 2.5 K.2 POLE,CH/AL,WM,BG	1024100000	97	WI-ANT-GSM-LTE-3DB MOBILE	6720005450	131
VSSC6 RTD Ex	1130670000	17	WDU 2.5 OR	1020060000	96	WI-ANT-GSM-STUB-SMA	6720005452	131
VSSC6 SL FG LD 12 VDC 0.5A	1064420000	12	WDU 2.5 T.2 POLE,CO/CU,WM,BG	1024200000	97	WI-BP-I/O-9-K	6720005112	125
VSSC6 SL FG LD 24 VAC/DC 0.5A	1064430000	12	WDU 2.5 ZR,WM,BG	1024700000	94	WI-DIV-CCMA	6720005111	132
VSSC6 SL FG LD 48 VAC/DC 0.5A	1064440000	12	WDU 2.5,PA, BK	1020010000	96	WI-GTWY-9-DE1	6720005024	126
VSSC6 SL FG LD 60 VAC/DC 0.5A	1064470000	12	WDU 2.5,PA,RD	1020040000	96	WI-GTWY-9-ETI	6720005023	126
VSSC6 SL LD 12VDC 0.5A	1064340000	12	WDU 2.5,PA,VIOLET	1037700000	96	WI-GTWY-9-M+1	6720005025	126
VSSC6 SL LD 24 VAC/DC 0.5A	1064350000	12	WDU 2.5,WM,BG	1020000000	94	WI-GTWY-9-MDI	6720005020	126
VSSC6 SL LD 48 VAC/DC 0.5A	1064360000	12	WDU 2.5,WM,BROWN	1037710000	96	WI-GTWY-9-PR1	6720005021	126
VSSC6 SL LD 60 VAC/DC 0.5A	1064370000	12	WDU 2.5,WM,BU	1020080000	96	WI-GTWY-9-PR2	6720005022	126
VSSC6 TR CL 12VDC 0.5A	1064220000	12	WDU 2.5,WM,GN	1020090000	96	WI-I/O 9-1	6720005000	125
VSSC6 TR CL 24 VAC/DC 0.5A	1064230000	12	WDU 2.5,WM,WHITE	1036800000	96	WI-I/O 9-2	6720005001	125
VSSC6 TR CL 48 VAC/DC 0.5A	1064240000	12	WDU 2.5,WM,YELLOW	1020020000	96	WI-I/O 9-3	6720005002	125
VSSC6 TR CL 60 VAC/DC 0.5A	1064250000	12	WDU 2.5/TC TYP SR WM BG	1024400000	97	WI-I/O 9-4	6720005003	125
VSSC6 TR CL FG 12 VDC 0.5A	1064300000	12	WDU 2.5/TC/E	1033300000	97	WI-I/O 9-K	6720005004	125
VSSC6 TR CL FG 24 VAC/DC 0.5A	1064310000	12	WDU 2.5N PLUGGABLE	1040800000	94	WI-I/O 9-L-P2	6720005008	125
VSSC6 TR CL FG 48 VAC/DC 0.5A	1064320000	12	WDU 35,FLAT HEAD,WM,BG	1020500000	94	WI-I/O 9-L-R	6720005006	125
VSSC6 TR CL FG 60 VAC/DC 0.5A	1064330000	12	WDU 4 OR	1036760000	96	WI-I/O 9-L-T	6720005005	125
VSSC6 TR LD MOV 120 VAC/DC	1064840000	14	WDU 4 PA/VIOLET	1037820000	96	WI-I/O 9-U2 I/O MODBUS TCPGTWY	6720005014	124
VSSC6 TR LD MOV 12VDC	1064800000	14	WDU 4 RT (RED)	1020140000	96	WI-I/O 9-U2 MESH I/O	6720005011	124
VSSC6 TR LD MOV 150 VAC/DC	1064850000	14	WDU 4 SW (BLACK)	1020110000	96	WI-I/O 9-U2-GTWY	6720005012	124
VSSC6 TR LD MOV 240 VAC/DC	1064860000	14	WDU 4,WM, GN	1020160000	96	WI-I/O 9-U2-TC	6720005013	124
VSSC6 TR LD MOV 24VDC/AC	1064810000	14	WDU 4,WM,BG	1020100000	94	WI-I/O-EX-1S-11 9-30VDC	6720005038	127
VSSC6 TR LD MOV 48 VAC/DC	1064820000	14	WDU 4,WM,BROWN	1037810000	96	WI-I/O-EX-1S-12 9-30VDC	6720005039	127
VSSC6 TR LD MOV 60 VAC/DC	1064830000	14	WDU 4,WM,BU	1020180000	96	WI-I/O-EX-1S-13 9-30VDC	6720005040	127
VSSC6 TR SL FG LD 12 VDC 0.5A	1064490000	13	WDU 4,WM,WHITE	1036700000	96	WI-MOD-24-SER-D	6720005056	128
VSSC6 TR SL FG LD 24 VAC/DC 0.5A	1064500000	13	WDU 4,WM,YELLOW	1020120000	96	WI-MOD-9-D	6720005050	128
VSSC6 TR SL FG LD 48 VAC/DC 0.5A	1064510000	13	WDU 4,WM,BG	1020200000	94	WI-MOD-9-E	6720005051	128
VSSC6 TR SL FG LD 60 VAC/DC 0.5A	1064520000	13	WEW 35/1,WM,BG	1059000000	110	WI-MOD-9-SER-D	6720005055	128
VSSC6 TR SL LD 12VDC 0.5A	1064380000	13	WEW 35/2,WM,BG	1061200000	95	WI-MOD-945-E	6720005015	128
VSSC6 TR SL LD 24 VAC/DC 0.5A	1064390000	13	WI-ACC-125-1000MHZ SURGE NF-NF	6720005261	132	WI-MOD-945-E-H	6720005016	128
VSSC6 TR SL LD 48 VAC/DC 0.5A	1064400000	13	WI-ACC-2-6GHZ SURGE NF-NF	6720005262	132	WI-MOD-E-A	6720005057	128
VSSC6 TR SL LD 60 VAC/DC 0.5A	1064410000	13	WI-ACC-BULK SMA F - SMA F	6720005296	132	WI-MOD-E-G	6720005054	128
VSSC6 TRCLFG 24 VAC/DC Ex	1064690000	16	WI-ACC-BULK-ADAPT NF-NF	6720005250	132	WI-MOD-450-E-5W	6720005017	127
			WI-ACC-BULK-C1D1 SMA M - NM	6720005299	132	WI-MOD-950-E-5W	6720005018	127
			WI-ACC-BULK-C1D1 SMA M - SMA M	6720005298	132	WK IK PHO	9918460000	122
			WI-ACC-TYP195-1FT NM-NM	6720005246	132	WK IK PH1	9918470000	122
			WI-ACC-TYP195-3FT SMA M-NM	6720005270	132	WK IK PH2	9918480000	122
			WI-ACC-TYP195-1FT SMA M-SMA M	6720005243	132	WK K PZ 0	9918600000	122
			WI-ACC-TYP195-2FT NM-NM	6720005247	132	WK K PZ1	9918610000	122
			WI-ACC-TYP195-2FT SMA M-NM	6720005260	132	WK K PZ2	9918620000	122
			WI-ACC-TYP195-2FT SMA M-SMA M	6720005244	132	WK S 0.4x2.5	9918520000	122
			WI-ACC-TYP195-3FT NM-NM	6720005248	132	WK S 0.5x3.0	9918530000	122

W

WAD 5 MC NE WS (Neutral White)	1112910000	86
WAD 5 MC SDR SPC PRINT YELLOW	1112930000	86
WAD 8 MC NE WS (Neutral White)	1112940000	86
WAD 8 MC SDR SPC PRINT WHITE	1112970000	86
WAP 16-35/WTVW 2.5-10,WM,BG	1050100000	94
WAP 2.5-10,PA,BLACK	1050010000	96
WAP 2.5-10,PA,OR	1050060000	96

Description	Part Number	Page	Description	Part Number	Page	Description	Part Number	Page
WK S 0.6x3.5	9918540000	122	WSI 25/2 LED	7940029427	98	ZDU 4 OG	1636830000	102
WK S 0.8x4.0	9918550000	122	WSI 25/2CC/LED	7940029425	98	ZDU 4 RD	1683580000	102
WK S 1.0x5.5	9918560000	122	WSI 25/3 10X38	1966080000	98	ZDU 4 WHITE	1683640000	102
WK SI 0.4x2.5	9918410000	122	WSI 25/3 CC	1966030000	98	ZDU 4 YELLOW	1683590000	102
WK SI 0.5x3.0	9918420000	122	WSI 25/3 LED	7940029428	98	ZDU 4-2/ZAN	1770370000	103
WK SI 0.6x3.5	9918430000	122	WSI 25/3CC/LED	7940029426	98	ZDU 4/3AN	7904180000	100
WK SI 0.8x4.0	9918440000	122	WSI 4 - 5 x 20 mm	1886580000	97	ZDU 4/4AN	7904290000	100
WK SI 1.0x5.5	9918450000	122	WSI 4/2, 1 1/4 X 1/4	1880430000	97	ZDU 6	1608620000	100
WMF 2.5	1143070000	106	WSI 4/2, LD 10-36V, AC/DC	1880410000	97	ZDU 6/3AN	7907410000	100
WMF 2.5 BLZ	1143050000	106	WSI 4/LD 10-36V AC/DC	1886590000	97	ZDUA 2.5-2, BG	1720920000	103
WMF 2.5 DI	1143020000	106	WSI 6,WM,BG	1011000000	94	ZDUA 2.5N	1808200000	103
WMF 2.5 DI BLZ	1143000000	106	WSI 6/2 LD-110V LLC	1119820000	94	ZDUB 2.5-2/2AN/DB	1704500000	103
WMF 2.5 DI BLZ PE	1143010000	106	WSI 6/2 LD-24V LLC	1119800000	94	ZDUB 2.5-2/2AN/DM	1704350000	103
WMF 2.5 DI BLZ PE w/o Lever	1362930000	106	WSI 6/2 LD-48V LLC	1119810000	94	ZEW 1.5/4L-1S	7920340000	110
WMF 2.5 DI PE	1143030000	106	WSI 6/2, 1/4 ,NO LED	1014000000	94	ZEW 35	9540000000	101
WMF 2.5 DI PE, StB 2.3	1167340000	106	WSI 6/2/LD 10-36VAC/DC 1/4in	1014100000	94	ZEW 35/2	8630740000	101
WMF 2.5 FU - 110V SW (BLACK)	1162950000	106	WSI 6/2/LD 30-70VAC/DC 1/4in	1014200000	94	ZIA 1.5/3L-1S	1651980000	103
WMF 2.5 FU - 24V SW (BLACK)	1162930000	106	WSI 6/2/LD 60-150VAC/DC 1/4in	1014300000	94	ZIA 1.5/3L-PE	1652000000	103
WMF 2.5 FU - 250V SW (BLACK)	1162960000	106	WSI 6/LD 10-36VAC/DC	1011300000	94	ZIA 1.5/4L-1S	1652010000	103
WMF 2.5 FU - 48V SW (BLACK)	1162940000	106	WSI 6/LD 30-70VAC/DC	1012200000	94	ZIA 1.5/4L-PE	1652030000	103
WMF 2.5 FU BLZ 10-36V SW BLACK	1162990000	106	WSI 6/LD 60-150VAC/DC	1012300000	94	ZMAK 2.5	1768000000	100
WMF 2.5 FU BLZ 100-250V SW	1119830000	106	WSI 6/LD-110V LLC	1119850000	94	ZPE 1.5	1775510000	100
WMF 2.5 FU BLZ 30-70V SW BLACK	1163000000	106	WSI 6/LD-24V LLC	1119840000	94	ZPE 10	1746770000	100
WMF 2.5 FU BLZ 60-150V SW	1163010000	106	WSI 6/LD-48V LLC	1119830000	94	ZPE 10/3AN	1767670000	100
WMF 2.5 FU BLZ PE SW (BLACK)	1162820000	106	WTD 6/4FF	1887220000	97	ZPE 16	1745250000	100
WMF 2.5 FU BLZ SW (BLACK)	1162980000	106	WTL 6/4FF	1887210000	97	ZPE 16/3AN	1768310000	100
WMF 2.5 FU PE 10-36V SW	1163050000	106	WTR 2.5	1855610000	94	ZPE 2.5	1608640000	100
WMF 2.5 FU PE 100-250V SW	1163080000	106	WTR 2.5 STB 2.3	1855620000	94	ZPE 2.5-2/3AN	1706090000	103
WMF 2.5 FU PE 30-70V SW -BLACK	1163060000	106	WTR 2.5, W/SI FUSE PLUG	1763940000	98	ZPE 2.5/3AN	1608650000	100
WMF 2.5 FU PE 60-150V SW	1163070000	106	WTR 2.5/1.5 ZZ BG	1039900000	94	ZPE 2.5/4AN	1608660000	100
WMF 2.5 FU PE BLZ 10-36V SW	1162830000	106	WTR 4	7910180000	94	ZPE 2.5N	1933760000	102
WMF 2.5 FU PE BLZ 100-250V SW	1162860000	106	WTR 4, Stb2.3	7910210000	94	ZPE 2.5N/3AN	1933770000	102
WMF 2.5 FU PE BLZ 30-70V SW	1162840000	106	WTR 4/SI	7910240000	98	ZPE 2.5N/4AN	1933780000	102
WMF 2.5 FU PE BLZ 60-150V SW	1162850000	106	WTR 4/ZR	1905080000	98	ZPE 35	1739550000	100
WMF 2.5 FU PE SW (BLACK)	1163040000	106	WTR 4/ZZ	1905090000	94	ZPE 4	1632080000	100
WMF 2.5 FU SW (BLACK)	1162920000	106	WTR 4/ZZ	1905090000	98	ZPE 4-2	1770380000	103
WMF 2.5 PE	1143060000	106	WTW (EX)E,(EX)I	1058800000	94	ZPE 4/3AN	7904170000	100
WPDB 185 1-1 AL	1879400000	97	Z			ZPE 4/4AN	7904280000	100
WPDB 185/35 1-8 AL	1879420000	97	ZAP ZDK2.5 WEM/DB	1674730000	100	ZPE 6	1608670000	100
WPDB 70 1-1 AL	1879460000	97	ZAP/TW 1	1608740000	100	ZPE 6/3AN	7907400000	100
WPDB 70/35 1-4 AL	1879480000	97	ZAP/TW 1 BL	1608750000	102	ZPEB 2.5-2/AN	1712810000	103
WPE 1.5/R3.5	1798460000	96	ZAP/TW 1 GN	1683680000	102	ZQS 2.5/2	1633200000	101
WPE 10,WM,GN/YL	1010300000	94	ZAP/TW 1 PA, OG	1608760000	102	ZQS 2.5/4	1633220000	101
WPE 16,WM,GN/YL	1010400000	94	ZAP/TW 1 RED	1683660000	102	ZQV 1.5/10	1776200000	101
WPE 2.5 N (WPE 1.5)	1016200000	94	ZAP/TW 2	1608770000	100	ZQV 1.5/2	1776120000	101
WPE 2.5,WM,GN/YL	1010000000	94	ZAP/TW 3	1608800000	100	ZQV 1.5N/R12.8/10 GE	1193700000	60
WPE 35,FLAT HEAD,WM,GN/YL	1010500000	94	ZAP/TW 4	1632090000	100	ZQV 1.5N/R3.5/2 GE (YELLOW)	1754210000	96
WPE 4,WM,GN/YL	1010100000	94	ZAP/TW 4 BL	1632100000	102	ZQV 1.5N/R6.4/10 GE	1193680000	60
WPE 6,WM,GN/YL	1010200000	94	ZAP/TW 4 GN (GREEN WEMID)	1683920000	102	ZQV 1.5N/R6.4/19 GE	1193690000	60
WQV 10/10 FOR WDU 10,10 POLE	1052460000	95	ZAP/TW 4 OR	1632110000	102	ZQV 1.5N/R6.4/2 GE	1193670000	60
WQV 10/2 FOR WDU 10,2 POLE	1052560000	95	ZAP/TW 4/3AN	7904100000	100	ZQV 1.5R3.5/10 GE	1754290000	96
WQV 16/10 FOR WDU 16,10 POLE	1053360000	95	ZAP/TW ZDLD 2.5-2N	1782340000	100	ZQV 10/2	1739680000	101
WQV 16/2 FOR WDU 16,2 POLE	1053260000	95	ZAP/TW ZDU 10 BEIGE	1748660000	100	ZQV 16/2	1739690000	101
WQV 2.5/10 FOR WDU 2.5,10 PO	1054460000	95	ZAP/TW ZIA 1.5/4L	1649550000	103	ZQV 2.5/10	1608940000	95
WQV 2.5/2 FOR WDU 2.5,2 POLE	1053660000	95	ZAP/TW5	1608830000	100	ZQV 2.5/2	1608860000	95
WQV 35/10 FOR WDU 35,10 POLE	1053160000	95	ZAP/ZDU 1.5	1776030000	100	ZQV 2.5/5	1608890000	101
WQV 35/2 FOR WDU 35,2 POLE	1053060000	95	ZAP/ZDU 1.5/3AN	1776060000	100	ZQV 2.5N/10 YL	1693880000	95
WQV 6/10 FOR WDU 6,10 POLE	1052260000	95	ZAP/ZDU 1.5/4AN	1776090000	100	ZQV 2.5N/2 YL	1693800000	95
WQV 6/2 FOR WDU 6,2 POLE	1052360000	95	ZAP/ZDU 10-16/3AN	1749580000	100	ZQV 35/2 (JUMPER FOR ZDU 35)	1739700000	101
WS 10/12 MC NEUTRAL	1905970000	105	ZAP/ZDU 16, BEIGE	1745150000	100	ZQV 4/10 GE	1609030000	101
WS 10/5 MC MID SPC PRT WHITE	1792010000	86	ZAP/ZDU 4/4AN	7904210000	100	ZQV 4/2	1608950000	80
WS 10/5 MC MIDDLE BLANK WHITE	1792000000	86	ZAP/ZDU6/3AN	7907370000	100	ZQV 4/3	1608960000	80
WS 10/5 MC NEUTRAL	1635000000	86	ZAP/ZMAK 2.5	1768010000	100	ZQV 4N/10	1758260000	95
WS 10/5 MC SPC PRINT WHITE	1635010000	86	ZBB ZDUB	1704740000	103	ZQV 4N/2	1758250000	95
WS 10/5 PLUS MC NEUTRAL WHITE	1046380000	86	ZDK 2.5/1.5	1674300000	100	ZQV 4N/2 BLACK	1793970000	64
WS 10/5 PLUS MC SDR SPC PRNT	1046320000	86	ZDK 2.5/1.5V	1689990000	100	ZQV 4N/2 RED	1793950000	64
WS 10/6 MC	1828450000	86	ZDLD 2.5-2N	1782300000	100	ZQV 6/2	1627850000	101
WS 10/6 MC MID SPC PRT WHITE	1818410000	86	ZDTR 2.5	1745400000	100	ZQV 6/4	1627870000	101
WS 10/6 MC MIDDLE BLANK	1818400000	86	ZDU 1.5	1775480000	100	ZQV 6N/2	1906210000	105
WS 10/6 MC SPC PRT WHITE	1828460000	86	ZDU 1.5/3AN	1775530000	100	ZS 10/5 MC NEUTRAL	1610000000	86
WS 10/6 PLUS MC SDR SPC PRNT	1046330000	86	ZDU 1.5/4AN	1775580000	100	ZS 10/5 MC SPC PRINT WHITE	1610010000	86
WS 10/6 PLUS MC WHITE	1046390000	86	ZDU 10 BEIGE	1746750000	100	ZS 12/6 MC NEUTRAL	1610020000	86
WS 10/8 MC	1905950000	86	ZDU 10/3AN	1767690000	100	ZS 12/6 MC SPC PRINT WHITE	1610030000	86
WS 10/8 MC	1906030000	86	ZDU 16 BEIGE	1745230000	100	ZS 15/5 MC NEUTRAL	1646630000	86
WS 10/8 MC NEUTRAL	1905950000	105	ZDU 16/3AN	1768320000	100	ZS 15/5 MC SPC PRINT WHITE	1646640000	86
WS 12/3.5 MC BLANK	1778270000	86	ZDU 2.5-2	1608510000	100	ZSI 2.5	1616400000	100
WS 12/3.5 MC SPC PRINT WHITE	1778280000	86	ZDU 2.5 OG	1636780000	102	ZSI 2.5 LD-120V	1616420000	100
WS 12/5 MC SPC PRINT WHITE	1609870000	86	ZDU 2.5 BK	1683330000	102	ZSI 2.5 LD-24V	1616440000	100
WS 12/5 MULTI CARD	1609860000	86	ZDU 2.5 BL	1608520000	102	ZSI 2.5 LD-250V	1616410000	100
WS 12/6 MC BLANK WHITE	1609900000	86	ZDU 2.5 BROWN	1683300000	102	ZSI 2.5 LD-48V	1616430000	100
WS 12/6 MC SPC PRINT WHITE	1609910000	86	ZDU 2.5 GN	1683280000	102	ZSI 2.5/2	1616460000	100
WS 12/6.5 MC SPC PRINT WHITE	1609930000	86	ZDU 2.5 RD	1683260000	102	ZSI 2.5/2 LD-110V	1616490000	100
WS 12/6.5 MULTI CARD	1609920000	86	ZDU 2.5 VI	1683290000	102	ZSI 2.5/2 LD-24V	1616470000	100
WS 12/8 MC	1906010000	86	ZDU 2.5 WHITE	1683220000	102	ZSI 2.5/2 LD-250V	1616500000	100
WS 12/8 MC BLANK	1906000000	86	ZDU 2.5 YELLOW	1683270000	102	ZSI 2.5/2 LD-48V	1616480000	100
WS 8/5 MC SPC PRINT WHITE	1640750000	86	ZDU 2.5 ZDUB	1772060000	103	ZTR 2.5	1831280000	100
WS 8/5MC NEUTRAL WHITE	1640740000	86	ZDU 2.5/3AN	1608540000	100	ZTR 2.5/3AN	8731720000	100
WS 8/6 PLUS MC NEUTRAL	1951880000	86	ZDU 2.5/4AN	1608570000	100	ZTR 2.5/4AN	7920900000	100
WS 8/6 PLUS MC SDR WHITE	1038820000	86	ZDU 2.5N	1933700000	102	ZVL 1.5/20 BROWN	1650370000	103
WSI 25/1 10X38	1966020000	98	ZDU 2.5N/3AN	1933720000	102	ZVL 1.5/20 BU	1650360000	103
WSI 25/1 10X38 1KV	1137790000	98	ZDU 2.5N/4AN	1933740000	102			
WSI 25/1 10X38 1KV LED	1137780000	98	ZDU 35, BEIGE	1739620000	100			
WSI 25/1 10X38/LED	1966060000	98	ZDU 4	1632050000	100			
WSI 25/1 CC	1966050000	98	ZDU 4 BK	1683650000	102			
WSI 25/1 CC/LED	1966070000	98	ZDU 4 BL	1632060000	102			
WSI 25/2 10X38	1966090000	98	ZDU 4 BROWN	1683620000	102			
WSI 25/2 CC	1966040000	98						

Weidmuller – Partner in Industrial Connectivity

As experienced experts we support our customers and partners around the world with products, solutions and services in the industrial environment of power, signal and data. We are at home in their industries and markets and know the technological challenges of tomorrow. We are therefore continuously developing innovative, sustainable and useful solutions for their individual needs. Together we set standards in Industrial Connectivity.

Weidmuller, Canada

10 Spy Court
Markham, Ontario L3R 5H6
Telephone: (800) 268-4080
Facsimile: (877) 300-5635
Email: info1@weidmuller.ca
Website: www.weidmuller.ca

11/15 • 25M • LIT1313

Weidmuller, Mexico

Bldv. Hermanos Serdán 698,
Col. San Rafael Oriente
Puebla, Puebla, Mexico
C.P. 72029
Telephone: 01 222 2686267
Facsimile: 01 222 2686219
Email: clientes@weidmuller.com.mx
Website: www.weidmuller.com.mx

Weidmuller, United States

821 Southlake Blvd.
Richmond, Virginia 23236
Telephone: (800) 849-9343
Facsimile: (804) 379-2593
Email: info@weidmuller.com
Website: www.weidmuller.com

Order number: 2436280000/11/2015/SMDM