



Division of Fresno Oxygen

BUYER'S GUIDE

ISSUE 65

JAN 2024



**For the Most Complete Line of
WELDING & INDUSTRIAL SUPPLIES**
Keep this Guide as a Ready Reference throughout the Year

www.barnesweldingsupply.com





Division of Fresno Oxygen

Welding & Industrial Supplies Buying Guide[®]

INDEX

WELDING EQUIPMENT

3-27

- MIG Welders, Wire, Consumables and Accessories
- TIG Welders, Torches, Rods, Tungsten, Consumables and Accessories
- Stick Welders, Consumables and Accessories
- Multi-process Welders, Consumables and Accessories
- Engine Drives, Welding Cables, Cylinders and Carts

WELDING HELMETS

28-32

- Auto Darkening
- Fixed Shade Shields
- Welding Helmet Accessories

POWER & HAND TOOLS

33-52

- Power Saws, Drills and Accessories
- Vises, Clamps and Pliers
- Wrenches, Files, Knives and Hammers
- Tape Measures, Magnetic Tools, Levels, and Templates

GRINDING & CUTTING

53-77

- Plasma Cutting Machines, Torches, Consumables and Accessories
- Torch Cutting Kits, Cutting Tips, Gas Hoses, Regulators, and Accessories
- Grinders, Cut-Off Wheels Flap Discs, Grinding Wheels, and Wire Wheels

INDUSTRIAL SHOP EQUIPMENT

78-90

- Air Compressors, Air Tools, and Accessories
- Industrial Drill Press, Magnetic Drills, Drill Accessories
- Belt Grinders, Bench Grinders, Accessories
- Shop Ventilation

SAFETY & COMFORT PRODUCTS

92-104

- Hearing Protection
- Respiratory Protection
- Face shields, Goggles
- Jackets, Bibs, Aprons, Gloves, Sleeves

WELDING EQUIPMENT



15' REPLACEMENT MIG GUN

Replacement for Miller M25

- 15 foot length
- 250 Amp
- .030 - .035 Wire Size
- .035 Contact Tip

PART# PRF25M-3035-15



MADE IN USA

M10 MIG GUN CONSUMABLES



SIZE	PART#
.023/.025" Tip	MLR087299
.030" Tip	MLR000067
.035" Tip	MLR000068
Nozzle, Slip on Adapter, Nozzle	MLR379718
Gas Diffuser	MLR379708
	MLR277135



SPOOLMATE™ 200 MIG Welding

- 20 ft. heavy-duty cable
- Wire speed adjustment
- Heavy-duty motor and cast aluminum gearbox
- Two-stage trigger
- Clear spool cover



Call for compatibility.

PART# MLR300497

MILLERMATIC® 142 MIG Power Source, Wire Feeder & Gun Pkg



All-in-one wire welder that welds 24 gauge - 3/16" mild steel.

Includes: Millermatic 142, 10-ft. (3 m) MDX™-100 MIG Welding Gun, 10-ft. (3 m) work cable with clamp, 6.5-ft. (2 m) power cord with plug, Argon and AR/CO2 mix flow gauge regulator with gas hose, Hobart® spool of .030-in. (0.8 mm) solid wire, Two contact tips for .030-in. (0.8 mm) wire, Quick Select drive rolls for .024-in. (0.6 mm) or .030/.035-in. (0.8/0.9 mm) solid wire, and .030/.035-in. (0.8/0.9 mm) flux-cored wire, Material thickness gauge (#229 895), Hook-and-loop cord wraps

PART# MLR907838

Input Power:
110/115/120 V, 1-Phase
Rated Output:
100 A at 19 V, 60%
Duty Cycle 80 A at
18 V, 100% Duty Cycle
Welding Amperage
Range: 30 - 140
Wire Speed:
1.5 m/min - 15.2 m/min
60 IPM - 600 IPM



MILLERMATIC® 211 MIG Arc Welding Power Source, Feeder, Gun Package

- Portable size
- Advanced auto-set™
- Enhanced portability
- Redesigned wire drive

PART# MLR907614

Includes: Power Source, 6 ft. power cord with MVP™ plugs, 10 ft. MDX™-100 MIG gun and cable assembly, 10 ft. work cable and clamp, Smith Argon and AR/CO2 mix regulator/flow gauge with hose, factory installed gas solenoid valve, Dual groove quick-change drive roll for .024" or .030/.035" wire, spare contact tips and a spool of .030" wire.

Input Power:
120V, 20A, 60 Hz, 1-phase
230V, 25A, 60 Hz, 1-phase
Rated Output:
120V: 90 A / 20 V / 20%
230V: 150 A / 23.5 V / 30%
Amperage Range:
30 - 210 Amps
Weight: 38 lbs.



MILLERMATIC® 252 MIG Arc Welding Power Source

- Direct hook-up for all Miller push-pull and Spoolmatic 15A/30A spool guns and Auto-Gun Detect™
- Integrated timers menu comes with pre-settable timing controls
- Angled wire drive with industrial aluminum dual-gear drive system

PART# MLR907321

Includes: 15 ft., 250 amp MDX-250 gun for .030/.035" wire, 10 ft. work cable with clamp, Factory - installed gas solenoid, Argon mix regulator/flow gauge and hose, 10 ft. power cord and plug, Factory-installed running gear with EZ-Change™ Low Cylinder Rack, .030/.035" reversible drive rolls, Extra contact tips, Set-up and operation interactive CD.

Input Power:
200/230V
Rated Output:
200 A / 28 V / 60%
250 A / 28 V / 40%
Max Open-Circuit
Voltage: 38 VDC
Amperage Range:
30 - 300 Amps
Wire Feed Speed:
50 - 700 IPM



MILLERMATIC® 255

Single Cylinder Running Gear Package

Easy to use machine to increase efficiency and productivity for the light manufacturing and fabrication users. Color screen featuring Auto-Set™ Elite and Pulsed MIG. This all-in-one welder connects to 208 or 240 volt input power. Welds up to 1/2" aluminum. **PART# MLR951766**

- Capabilities include MIG, pulsed MIG and flux-cored welding.
- Weight is reduced by more than 50 percent compared to the Millermatic 252.

Input Power:
208V, 44A, 50/60 Hz, 1-phase
240V, 39.5A, 50/60 Hz,
1-phase
Rated Output:
230 A at 25.5 V / 60%
Amperage Range:
20 - 350 A
Weight:
84 lbs. Machine only
148 lbs. Machine
w/ running gear

Includes:

- Extra contact tips
- Material thickness gauge
- EZ-Latch™ single cylinder running gear
- Chain to secure gas cylinder
- Power source with 10 ft. (3 m) industrial power cord
- 15 ft. (4.5 m) 250-amp MDX™ 250 MIG gun with Bernard® AccuLock™ S consumables for .035/.045 in. (0.9/1.2 mm) wire
- 10 ft. (3 m) work cable with clamp and 50 mm Dinse-style connector
- Flow gauge regulator and gas hose for argon or AR/CO2 mix
- .035/.045 in. (0.9/1.2 mm) reversible drive rolls



TRUE BLUE
3YR WARRANTY

AUTO-SET™
MATERIAL THICKNESS

VERSATILE
MULTIPROCESS
MIG, STICK, DC TIG

PORTABLE
WEIGHS
84 lb.

BERNARD® Q-SERIES MIG GUNS & CONSUMABLES



Centerfire™ Consumables

DESC.	SIZE	PART#
Tip	.035"	BER T-035
	.045"	BER T-045
Tapered Tip	.035"	BER TT-035
	.045"	BER TT-045
Lg Rec Copper	5/8"x1/4"	BER N-5814C
	5/8"x1/8"	BER N-5818C
Lg Rec Brass	5/8"x1/8"	BER NS-5818B
Sm Rec Brass	3/8"x1/8"	BER NST-3818B
Sm Flush Tip Brass	1/2"	BER NS-1200B
Insulator Caps	LARGE 200A/300A 300A/400A	BER 10012
		BER 4323R
		BER 4423R
Diffuser	LARGE	BER D-1

MILLERMATIC® 355

Wire Feeder with MIG gun Package

Includes:

- Power source with 9 ft. (2.7 m) industrial power cord
- 15 ft. (4.5 m) 300-amp Bernard® BTB MIG gun with Bernard® AccuLock™ S consumables for .035/.045 in. (0.9/1.2 mm) wire
- 10 ft. (3 m) work cable with clamp and 50 mm Dinse-style connector
- Flow gauge regulator and gas hose for argon or AR/CO2 mix
- .035/.045 in. (0.9/1.2 mm) reversible drive rolls
- Extra .035 and .045 in. (0.9 and 1.2 mm) contact tips
- EZ-Latch™ single cylinder running gear
- Chain to secure gas cylinder
- Material thickness gauge

PART# MLR951926



Input Power:
3- or 1-phase,
208/240/460/575 V,
50/60 Hz
Rated Output:
310 A at 29.5 V,
60% duty cycle
Amperage Range:
20-400 A
(3-phase
and 1-phase
460/575 V),
20-350 A
(1-phase,
208/240 V)
Weight: 99 lbs.

HEAT BLOCK

12 oz.

HEAT BLOCK prevents distortion to light gauge metals, protects rubber and plastic components, and painted or finished surfaces while soldering, brazing or welding.

PART# LAB77701



MIG WELDING SYSTEM

DELTAWELD®

350 MIGRUNNER™

with Intelx Feeder

Deltaweld systems are the manufacturing solution for welders of all skill levels, now offering pulse capabilities in an integrated package.

- Balanced-pressure drive-roll design and tensioners feed wire in its truest and straightest form for consistent feedability, resulting in better welding performance.
- Accu-Mate™ connection aligns gun perfectly in the drive-roll carrier — preventing the gun from being pulled loose and providing consistent wire feeding.
- Drive rolls and guides are common with other Miller® industrial feeders (use existing, not new parts).

- Includes:**
- Deltaweld® 350 with ArcConnect™
 - .035/.045 in. V-groove drive rolls
 - Deltaweld® 350 Running Gear/Cylinder Rack
 - Intelx™ Wire Feeder
 - Bernard BTB 300A
 - Feeder Swivel Kit
 - Cart Accessory Kit
 - ArcConnect™ Control/Motor Cable 9ft.

Input Power:
230/460 V, 3-phase, 60Hz
Rated Output:
350 A at 60% duty cycle
Output Range:
20-400 A, 10-38V
Net Weight:
115 lb. (52.2 kg)



TRUE BLUE
3YR WARRANTY

SUPERIOR
ARC
PERFORMANCE

INTERGRADED
PACKAGE

EASY TO USE
EASY

ACCU-PULSE™
28%
WIDE OPERATING
WINDOW

PART# MLR951792001



XMT 350 CC/CV Multiprocess Welding Power Source

The XMT-350 CC/CV is a DC 350 amp @ 60% duty cycle Inverter Style Power Source, when operated in 3 phase primary power. The XMT-350 is rated at 300 amps when operated on single phase input power. This unit can perform MIG, Stick, and carbon arc cutting and gouging. Features the new Auto-line power management technology, Auto Remote Sense, Fan-on-Demand cooling system, and has exceptional electrical efficiency (87.24% efficiency @ 400 amps).

PART# MLR951786

Includes:

- XMT 350 CC / CV Power
- 20 Series Wire feeder
- BTB 300A Gun
- MIGRunner Cart with Cylinder Rack
- Consumable Kit & .035" and .045" Drive Roll kit
- Regulator / flow gauge with gas hose

XMT 350 CC/CV Power Source

PART# MLR907161



POWER MIG 140 MP Multi-Process Welder



The POWER MIG 140 MP welding machine is a lightweight and portable welder that connects to 120 volt power. This machine is an excellent choice for MIG, Stick, Flux-Cored, and DC TIG welding. The intuitive user interface, easy setup, and full list of accessories permits welding in no-time.

PART# LNCK4498-1



Input Power: 115 / 1 / 60
Rated Output: 95A / 18.75 V / 60%
Input Current: 20 Amps
Output Range:
30 - 140 Amps DC
40 - 500 ipm WFS

Includes: 100L gun 10ft cable, 3 x .025 contact tips, 3 x .035 contact tips, Gasless nozzle, Gas nozzle, Spindle adapter 8", Argon/CO2 gas regulator

POWER MIG® 210 MP Multi-Process Welding Machine



The POWER MIG 210 MP power supply is the ideal MIG machine for the welding novice, with plenty of room to grow as you gain more experience.

- Lightweight and portable—just 40 lbs.
- Dual Voltage Inputs (120V or 230V)
- Intuitive push-and-turn digital controls
- Large color display
- Advanced options and settings are simple to access
- MIG: Weld up to 5/16 in. mild or stainless steel or aluminum* up to 3/16 in.
- Flux-Cored (Self- and Gas-shielded)
- DC Stick: Handles up to 5/32 in. stick electrodes
- DC TIG: Enabled by Touch Start TIG® technology

Input Power:
120/1/60: 230/1/60
Rated output:120V:
100A/19.0V/40%
230V: 200A/24V/25%
Effective Input current
@ rated output:
15A: 14.7A
Output range:
120V: 20-140A DC
Max OCV: 56
230V: 20-220A DC,
Max OCV: 56
Wire Feed speed
range: 50-500ipm

PART# LNCK3963-1

*Spool gun required. (Sold separately)



Includes: Magnum® PRO 175L gun, 120V & 230V input cables, work cable & clamp, electrode holder & lead assembly, adjustable gas regulator & hose, gas & gasless nozzles, gun cable liner (pre-installed gun), & spindle adapter

POWER MIG® 215 MPI™ Multi-Process Welder

The POWER MIG 215 MPI multi-process welder is a reliable, easy-to-use machine for the general fabricator, small contractor or repair personnel. The sleek and solid ergonomic design with multiple lift points maximizes mobility around the shop, and user-friendly technology makes the setup process and selection of weld settings incredibly simple. Take on any job – MIG, TIG, Stick or Flux-Cored – with the versatile POWER MIG 215 MPI welder.

PART# LNCK4876-1

Input Power:
120/230/1/60
Rated Output:
215A/24.8V/30%
Input Current:
120VAC:
eff 15A
max 22A
Output Range:
120V: 20-140
Dimensions:
15.08 in. x 10.88 in.
x 23.14 in.
Net Weight:
48 lbs.



POWER MIG 256

Wire Feeder / Welder

- Magnum® PRO 250L gun
- Top-mounted gun expendables tray
- Built-in undercarriage
- Work clamp and 10 ft. cable
- 10 ft. 230V input power cable with plug
- Drive roll and wire guide to feed both .035 in. & .045 in. wire
- Gas regulator and hose kit

PART# LNCK3068-1



LINCOLN
ELECTRIC

Input Power: 208/230V, 1/60 Hz
Input Current: @ Rated Output: 56A/208V: 52A/230V
Rated Output: 250A/26V/40%
Output Range: 30-300A DC
Wire Feed Speed: 50-700 IPM
Max Open Circuit Voltage: 40 VDC
Weight: 220 lbs.
Dimensions: 31.8" x 18.9" x 38.8"

ASK US ABOUT
LINCOLN
ELECTRIC
Capital™ Financing

MAGNUM PRO 100SG

SPOOL GUNS

LINCOLN
ELECTRIC

4 Pin Connector

For use with Power MIG 140C, Power MIG 180C, Power MIG 180 Dual, and Power 210MP.

PART# LNCK3269-1

8 Pin Connector

For use with Power MIG 140MP

PART# LNCK4360-1



LINCOLN
ELECTRIC

GAS CONVERSION KIT

Lincoln kit for MIG Welding -Weld-Pak 100 & Pro 100



PART# LNCK610-1

DRIVE ROLL & WIRE GUIDE KITS

LINCOLN
ELECTRIC



For use with the LN-25 Pro Wire Feeder

Steel Wire Size .035"

PART# LNCKP1696-035S

Steel Wire Size .045"

PART# LNCKP1696-045S

Cored Wire Size .040 - .045"

PART# LNCKP1697-045C

Steel or Cored Wire Size .068 - .072"

PART# LNCKP1697-068

TWECO **PROFAX**
AN ESAB BRAND

MIG GUN CONSUMABLES



For 400 Amp Gun Parts

ITEM	SIZE	PART#
Nozzle Insulator		TWEWS34A
	.030	TWEWS14-30
Contact Tips	.035	TWEWS14-35
	.045	TWEWS14-45
Gas Diffuser		TWEWS54-A
	.035	TWEWS14H-35
HD Contact Tips	.040	TWEWS14H-45
	1/16"	TWEWS14H-116
Slide on Nozzle	1/2"	TWEWS24A-50
	5/8"	TWEWS24A-62
PROFAX 15 ft. Liner	.035-.045	PRF44-3545-15
PROFAX 15 ft. Gun	1/16"	PRF44-116-15

POWER MIG 260

Wire Feeder/Welder

The POWER MIG® 260 welder offers superior welding performance and a multitude of professional features. PART# LNCK3520-1

- 7 Inch Color Display
- Ready, Set, Weld® Quick Set Up
- ArcFX™ Technology
- Universal Input Voltage
- Memory Capability
- Auto Calibration for Push-Pull Aluminum Performance



LINCOLN
ELECTRIC

Input Power: 208/230/460/575/1/60
Rated Output: 250A/26.5V/40%
Input Current: 59/55/27/21
Output Range: 30-300A
Wire Feed Speed: 50-700
Dimensions: 37.3 in x 18 in x 40.4 in
Net Weight: 247.00 (112.04 kg)

ASK US ABOUT
LINCOLN
ELECTRIC
Capital™ Financing

For 200 Amp Gun Parts

ITEM	SIZE	PART#
	.030	TWEWS14-30
Contact Tips	.035	TWEWS14-35
	.045	TWEWS14-45
PROFAX Liner	.035-.045	PRF42-3035-15
Nozzle-Standard	1/2"	TWEWS22-50
Nozzle-Oversize	5/8"	TWEWS22-62
Nozzle Insulator		TWEWS32
Gas Diffuser		TWEWS52

MIG GUNS

- Gun hanger located at the bottom
- 15" Cable



250A

CONNECTOR TYPE **PART#**
Tweco TWEWMK25153035
Lincoln TWEWMK25153035L
Miller TWEWMK25153035M



400A

CONNECTOR TYPE **PART#**
Tweco TWEWMK40153545
Lincoln TWEWMK40153545L
Miller TWEWMK40153545M

INVERTER MIG25-140 Wire Feeder / Welding Package



The Weldmark MIG25-140 is capable of running .023 - .035 mild or stainless steel, .030-.035 flux cored, and .030 aluminum wire.

- 120V Inverter MIG
 - 3 year warranty
 - Quality built
- PART# IWDMIG25-140**

Includes: Tweco style MIG gun with 10' cable, Work clamp with 9' cable, and 2 lbs spool .023 solid 70S-6 MIG wire

Input Power:
120 / 1 / 60 or
Rated Output:
90A @ 18V, 20%
Input Current:
20 Amps
Dimensions:
14.5" x 9.6" x 16"
Weight: 45 lbs.



PROFAX PLATINUM COMPACT 160 AMP MIG GUN

- For use with .030"-.035" wire
- 10' cable
- Miller connector
- Compact handle
- Extra flexible cable
- Light weight

PART# PRFM160-3035-10



600 AMP BATTERY CLAMPS

Red
PART# CBLBC-600R

Black
PART# CBLBC-600B



INVERTER POWERED TIG200-ACDC TIG Welder Package



This unit is equipped with advanced TIG capabilities including Pulse, AC Arc Frequency Control, AC Arc Balance Control, and Auto Balance/Frequency Control. The advanced inverter technology that powers the TIG200-ACDC provides for better arc control, lower power consumption, in a lighter more portable unit.

WELDMARK MP200 Multi-Process MIG/TIG/Stick Package

The Weldmark MP200 is a dual voltage, portable DC inverter wire feed welder is capable of welding with solid wire (with shielding gas) or with flux core wire.

- Ready to accept optional Spool Gun (WEM-Spoolgun-MM) for welding aluminum.
- Smooth DC stick capabilities
- Ability to perform lift start DC TIG welding on steel and stainless steel materials with an optional TIG torch **PART# IWDWEMMP200**

Includes: Regulator/Flowguage, 10' Gas Hose, 10' Ground Cable and Clamp, 10' MIG Gun, 10' Electrode Holder and Cable



Input Power:
120 / 1 / 60 or
208/230 / 1 / 60
Rated Output:
30 to 90 Amps
140 Amps Peak
(120V Power)
30 to 300 Amps
(230V Power)
Duty Cycle:
40% @ 90A
(120V Power)
20% @ 200A
(230V Power)



Rated Output:
DC TIG
120V, 10-125A
230V, 10-200A
AC TIG
120V, 15-125A
230V, 15-200A
Slick
120V, 10-80A
230V, 10-160A
Power Supply:
120V, 20A, 50/60 Hz, Single Phase
230V, 31A, 50/60 Hz, Single Phase
Rated Duty Cycle:
20% @ 200A
Net Weight: 31.97 lbs.
Dimensions:
19.69"x9.45"x16.14"

PART# IWDITIG200-ACDC

Includes: TIG torch, foot pedal, regulator/flowmeter with inert gas hose, ground cable and clamp, electrode holder with cable.

MULTIMATIC™ 215

MIG Multiprocess power source, wire feeder & gun pkg

- Excellent arc characteristics - extremely stable arc with minimal spatter
- Intuitive color LCD user interface
- Auto-Set™ Elite
- Multi-voltage plug
- Angled wire drive
- Smooth-start
- Auto Spool Gun detect
- Fan-On-Demand
- Thermal overload protection



TIG Kit

PART# MLR301337

TRUE BLUE
3YR WARRANTY

PART# MLR907693

SPOOLMATIC 30A & ACCESSORIES

200 Amp @ 100% Duty Cycle gun. Length: 30 ft. For welding aluminum with select Millermatic® power sources.

PART# MLR130831



DESCRIPTION	SIZE	PART#
CONTACT TIPS	.030"	MLR135428
	.035"	MLR135430
	.047"	MLR135424
NOZZLE	5/8"	MLR050622
HD FASTIP™	.030"	MLR206185
	.035"	MLR206186
	.040"	MLR206187
	.045"	MLR206188
	.052" or 3/64"	MLR206189
GUN HEAD TUBE LINER		MLR136682
NOZZLE	5/8"	MLR197728

SELF-SHIELDED FLUX CORED WELDING GUNS

- Replacement liner 350 Amps / 60% Duty Cycle
- Runs wire sizes 1/16"-.068-5/64"- & 3/32"

Miller Connector Shown

Miller Connector
PART# PRF1260-15MLR

Lincoln Connector
PART# PRF1260-15



SPOOLMATE 100 MIG Welding

PART# MLR300371



Recommended for use w/all Millermatic 141, 211 & Multimatic 215

MULTIMATIC 220 AC/DC

It does... so you can too.

Get the freedom to weld any process including AC/DC TIG, MIG, flux-cored, and stick with one portable, powerful, easy to use machine.

- Easy setup Auto-Set™ Elite and Pro-Set™ technologies
- Lightweight and portable
- Runs on 120V or 240V input power
- Advanced AC and DC TIG welding capabilities include AC balance and frequency, and DC pulse

PART# MLR907757



TRUE BLUE
3YR WARRANTY



SPOOLMATE 150 MIG Welding

- Clear spool cover
- Dual V-knurled drive rolls for consistent feeding
- Drive motor and cast aluminum drive box are heavy-duty.
- Direct Connect cable for easy change over and set-up on aluminum

For use with Millermatic® 211, Multimatic® 200 & 215 or Syncrowave® 210



PART# MLR301272

MIG 11 SERIES CONSUMABLES

TWECO Contact Tips

.023
PART# TWEWS11-23

.030
PART# TWEWS11-30

.035
PART# TWEWS11-35

.045
PART# TWEWS11-45



PROFAX MIG 11 Series Conduit Liner

PART# PRF35-40-15

TWECO Nozzle

PART# TWEWS21-50-F

TWECO Diffuser

PART# TWEWS35-50



MULTIMATIC® 235 MULTIPROCESS WELDER w/ EZ-Latch™ Running Gear-240V

- Power source with 7 ft. (2.1 m) power cord
- 15ft. (4.5 m) 250-amp MDX™ -250 MIG gunw/Bernard® AccuLock™ MDX consumables for .030/.035 in. (0.8/0.9 mm) wire
- 10 ft. (3 m) cable w/ electrode holder & 50 mmDinse-style connector
- 10 ft. (3 m) work cable w/clamp & 50 mm Dinse-style connector
- Flow gauge regulator and gas hose for argon or AR/CO2 mix
- .030/.035 in. (0.8/0.9 mm) reversible drive rolls

PART# MLR951846

PORTABLE
WEIGHS
63 lb.

VERSATILE
MULTIPROCESS
MIG, STICK, DC TIG



Input Power: 240 V, single-phase
Rated Output:
MIG: 170 A at 22.5 V, 60%
Stick: 150 A at 26 V, 60%
TIG: 180 A at 17.2 V, 60%
Amperage Range: 20-235A

WELDING EQUIPMENT

MDX™ MIG Guns and AccuLock Consumables

Compatible with MDX-100 & MDX-250 Machines



MDX-100 MIG Gun
PART# MLR1770028

MDX-250 MIG Gun
• For MDX consumables
PART# MLR1770038

• For S consumables
PART# MLR1770043

AccuLock MDX-100 Diffuser
PART# MLRD-M100

AccuLock MDX-250 Diffuser
PART# MLRD-M250

AccuLock MDX-100 Nozzles
Copper 1/2" ID, Flush
PART# MLRNS-M1200C
Gasless
PART# MLRNS-MFLX

AccuLock MDX-250 Nozzles
Copper 1/2" ID, Flush
PART# MLRN-M1200C

AccuLock MDX Contact Tips

SIZE	PART#
.023"	MLRT-M023
.030"	MLRT-M030
.035"	MLRT-M035
.045"	MLRT-M045

AccuLock Contact Tips

SIZE	PART#
.023"	MLRT-A023CH
.030"	MLRT-A030CH
.035"	MLRT-A035CH
.039"	MLRT-A039CH
.045"	MLRT-A045CH

AccuLock MDX Liners

SIZE	PART#
.023"/.025"	MLRLM1A-10
.030"/.035"	MLRLM2A-10
.035"/.045"	MLRLM3A-10
.023"/.025"	MLRLM1A-15
.030"/.035"	MLRLM2A-15
.035"/.045"	MLRLM3A-15

Miller CONSUMABLES for Roughneck MIG gun



Value Multi-Turn - .035"
PART# MLR054202



HD Gas Diffuser
PART# MLR206195

Replacement Liner - .035" or .045"
PART# MLR202890

FLUX CORE STAINLESS STEEL WELDING WIRE 1 Lb Spool

- Self-shielding tubular version of solid ER308L stainless steel welding wire

Alloy: 308LCF-O
Dia: .035"
Heat: 40-10

PART# FSS308LFC00351



BLUE DEMON WELDING PRODUCTS



MULTIMATIC® 255

MIG/Multiprocess Power Source, Wire Feeder & Gun Package
Easy to Use. Versatility. Portability.

Built for professionals in the MRO and light manufacturing/fabrication segments who want a smaller, versatile welder with intuitive setup to increase efficiencies and productivity. This 250-amp inverter multiprocess welder is easy to use, will deliver versatility for faster uptime and performance, while allowing for portability

PART# MLR951767



Input Power: Auto-Line™
 208-575 V, 50/60 Hz, 1-phase
 Rated Output:
 MIG: 230 A at 25.5 V, 60%
 Stick: 200 A at 28 V, 60%
 TIG: 275 A at 21 V, 60%
 Amperage Range: 5 - 350 A
 Weight: 84 lbs.
 Machine only
 148 lbs. Machine
 w/ running gear



HEAVY-DUTY LEATHER CABLE COVER

- Steel Snaps
- 1-1/4" Diameter
- 25 Ft. Length

PART# REV114-25



Inweld PROTECTIVE ZIPPERED CABLE COVER

Nylon cable cover holds and protects TIG torch hoses and power cables in a neat flexible casing. 3" width will bundle up to 1-1/4" diameter. 22' long.

PART# TIGCC323



Replacement MIG GUNS

- 10 foot length
- 150 Amp
- Lightweight
- Easy to maneuver
- Fits in tight places
- Rugged cable support machine end



STYLE MILLER LINCOLN
 PART# MWP M-MINI-10 MWPLWM-MINI-10



MAGNUM PRO 100L 10 FT.

- Increased Comfort
- Enhanced Grip
- Reduced Hand Fatigue
- Improved Control

4 Pin PART# LNCK4528-1
 8 Pin PART# LNCK4528-1-8P



Duty cycle at rated AMP: 40%
 Rated AMP: 100A
 Gun Type: Handheld
 Cable length: 10'
 Wire diameter: .025 - .045"
 Cooling: Air cooled
 Weight: 4 lbs.



FUSION 180A MIG GUN

- Built tough and designed to last.
- Full range up to 250 Amps @ 80% Duty Cycle.
- Features new high performance Velocity™ Consumables.
- For light to medium gauge work in auto-body, agriculture, architectural metal work, off-road vehicles, repair maintenance and general light fabrication.

PART# TWEF180TA103035



MIG GUN CONSUMABLES for Eliminators



For the 250 Amp Guns

ITEM	SIZE	PART#
Tapered Contact Tips	.035	TWEEL16T-35
	.045	TWEEL16T-45
Tapered Contact Tips	1/2"	TWEEL22I-50
Gas Diffuser		TWEEL52



100A MIG GUN MAGNUM® 100L

NEW Model PART# LNCK530-6
 Original Model PART# LNCK530-5

Cable Length: 10 ft.
 Wire Diameter: .025" - .045"
 Amperage Rating: 100amps @ 60% Duty Cycle
 Shielding Gas: CO2



CONSUMABLES FOR THE MAGNUM PRO 250L MIG GUN



For the 450 Amp Guns

ITEM	SIZE	PART#
Standard Contact Tips	.035	TWEEL16-35
	.045	TWEEL16-45
Tip Recessed in Nozzle	5/8"	TWEEL24I-62
Gas Diffuser		TWEEL54-SW

ITEM	SIZE	PART#
Gas Nozzle Thread	5/8"	LNCKP2742-1-62F
	1/2"	LNCKP2742-1-50F
Gas Diffuser		LNCKP2746-1
Gas Nozzle Slip-on	5/8"	LNCKP2742-2-62F
	1/2"	LNCKP2742-2-50F

ITEM	SIZE	PART#
Insulator		LNCKP2773-2
Contact Tips	.025"	LNCKP2744-025
	.030"	LNCKP2744-030
	.035"	LNCKP2744-035
	.045"	LNCKP2744-045
	.030"	LNCKP2744-030T
	.035"	LNCKP2744-035T


Hardfacing MIG WIRE

- Maximum deposit layers 2
- For use in the flat position
- Fully self shielded, no gas required to apply

.045", 25lb. 12" Spool w/2" Hub
PART# RAND-045-25

1/16", 25lb. 12" Spool w/2" Hub
PART# RAND-116-25

Ranomatic D



62-64 Rock C as deposited not machinable use DC reverse (Electrode Positive) (22-26 Volts) (175 to 325 Amps) wire extension 1/2" To 1".



ALUMINUM MIG WELDING WIRE

4043 ALLOY

DIA.	SPOOL	PART#
.030	1 lb.	FAL4043-030-1
.035	1 lb.	FAL4043-035-1
3/64	1 lb.	FAL4043-3/64-1
.035	16 lb.	FAL4043-035-16
3/64	20 lb.	FAL4043-3/64-20

5356 ALLOY

.030	1 lb.	FAL4043-030-1
.035	1 lb.	FAL4043-035-1
3/64	1 lb.	FAL4043-3/64-1
.035	16 lb.	FAL4043-035-16
3/64	20 lb.	FAL4043-3/64-20

4043 ALLOY

3.25# Spool, .030 Dia., Used with 110V MIG Welders
PART# WMS404303038



GASLESS MIG WELDING WIRE

Tensile Strength: 76,000 PSI

Gasless Wire in the .030 and .035 range has proven to be an excellent choice for use with 110 volt Mig Welding Systems. Can be used to weld steel as thin as 20 Gauge. Welds Mild Steel or Galvanized Coated Steel in ALL POSITION, it runs on "DC STRAIGHT POLARITY".



DIA.	TYPE	QTY/SPOOL	PART #
.030"	E71TGS	10 lb./8"	WMS71TGS030108
.030"	E71TGS	2 lb./4"	WMS71TGS03024
.030"	E71TGS	2 lb./8"	WMS71TGS03028
.035"	E71TGS	10 lb./8"	WMS71TGS035108
.035"	E71TGS	2 lb./4"	WMS71TGS03524
.035"	E71TGS	2 lb./8"	WMS71TGS03528

LINCOLN ELECTRIC

**NR211MP
WELDING
WIRE**
Self-Shielded,
Flux Cored



DIAMETER	WEIGHT/SPOOL	PART#
.035	1 lb. Spool	LNCNR211-035-1
.035	10 lb. Spool	LNCNR211-035-10
.035	25 lb. Redi-Reel	LNCNR211-035-25
.045	10 lb. Spool	LNCNR211-045-10
.045	25 lb. Redi-Reel	LNCNR211-045-25
.068	14 lb. Coil	LNCNR211-068-14
.068	25 lb. Redi-Reel	LNCNR211-068-25
.068	50 lb. Coil	LNCNR211-068-50
5/64"	14 lb. Coil	LNCNR211-564-14
5/64"	25 lb. Redi-Reel	LNCNR211-564-25
5/64"	50 lb. Coil	LNCNR211-564-50

NR311 WELDING WIRE

General purpose wire for high deposition rates, fast travel speeds and good penetration. Good economical choice on applications where Charpy V-Notch impact properties are not required. Easy slag removal.

Tensile Strength*: 86,000 psi (593 MPa)
Yield Strength: 63,000 psi (434 MPa)
Elongation: 24%
Hardness: 90 Rb



* Tensile specimen aged at 220°F (104°C) for 48 hours as permitted by A5.20.

DIAMETER	DESCRIPTION	WEIGHT/SPOOL
3/32"	NR-311	50 lb. Coil
PART#	LNCNR311-332-50	
5/64"	NR-311	22 lb. Redi-Reel
PART#	LNCNR311-564-25	

ALLOY ER70S-6 MIG WELDING WIRE

weldcote
metals




SIZE	LBS.	PART#
.023"	33 lb.	WCM70S6-023-33
.023"	11 lb.	WCM70S6-023-11
.030"	33 lb.	WCM70S6-030-33
.030"	11 lb.	WCM70S6-030-11
.035"	33 lb.	WCM70S6-035-33
.035"	11 lb.	WCM70S6-035-11
.045"	33 lb.	WCM70S6-045-33

STAINLESS STEEL MIG WELDING WIRE

WEIGHT	GRADES			SIZE			PART#
	308LHS	309LHS	316LSI	.023	.025	.030 .035	
2 lb./8"	X			X			FSS308-023-2-8
2 lb./4"	X			X			FSS308LSI025-2
	X					X	FSS308LSI035-2
10 lb./8"	X			X			FSS308-023-10
	X					X	FSS308LSI030-10
	X					X	FSS308LSI035-10
	X					X	FSS308LSI035-10

WEIGHT	GRADES			SIZE			PART#
	308LHS	309LHS	316LSI	.023	.025	.030 .035	
10 lb./8"		X				X	FSS309L-030-10
25 lb./12"	X					X	FSS308-030-25
	X					X	FSS308-035-25
		X				X	FSS309-035-25



SQUARE WAVE® TIG 200

TIG Welding Machine

The Square Wave TIG 200 provides smooth and stable AC TIG welding on aluminum and DC TIG welding on steel, stainless steel and chrome-moly.

- Advanced features yet easy to use
- A great TIG machine for aluminum
- TIG and stick from one power source
- Take it Everywhere, Plug in Anywhere.™

PART# LNCK5126-1

Includes: PTA-17 TIG torch Ready-Pak® K870 Amprol™, Gas regulator/ flowmeter and 10 ft., Gas hose kit, 200A Stick Electrode holder ground clamp & cable



TIG TORCHES



Air Cooled Torches

125A, 25' 1-Piece Rubber Cable
PART# TIGWEM-9FV-25-R

150A, 25' 1-Piece Rubber Cable
PART# TIGWEM-17V-25-R

150A, 25' 2-Piece Cable
PART# TIGWEM-17V-25-2

200A, 25' 2-Piece Cable
PART# TIGWEM-26V-25-2

Water Cooled Torches

250A, 12' Rubber Cable
PART# TIGWEM-20-12-R

250A, 25' Cable
PART# TIGWEM-20-25

250A, 25' Super-Flex Cable
PART# TIGWEM-20-25-SF

350A, 25' Cable
PART# TIGWEM-18-25

350A, 25' Super-Flex Cable
PART# TIGWEM-18-25SF



Rated Output:		230V:	
TIG: 125A/25%	TIG: 200A/25%	Input Power: 120/1/60:	230/1/60
TIG: 100A/40%	TIG: 160A/40%	Output Range:	
TIG: 85A/60%	TIG: 130A/60%	120V:	230V:
Stick: 75A/20%	Stick: 170A/20%	TIG: 10-125A	TIG: 10-200A
Stick: 65A/60%	Stick: 100A/60%	Stick: 10-90A	Stick: 10-170A

STAINLESS STEEL TIG WIRE

- Weldcote Metals 308LSi, a stainless steel welding wire for TIG, MIG, and submerged arc welding
- This wire is used to weld equipment made with 304 and 308 stainless grades
- Welding speed is higher than 308 or 308L due to improved wettability of weld metal




308L Stainless 1/16" x 36"	WCM308L116X36T1
308L Stainless 1/18" x 36"	WCM308L18X36T1P
308L Stainless 3/32" x 36"	WCM308L332X36T1
316LSi Stainless 1/18" x 36"	WCM316L18X36T1P
316L Stainless 3/32" x 36"	WCM316L332X36T1



GTAW TIG WELDING BOOK

A guidebook to advance Arc Welding knowledge.
PART# LNCTIG-BOOK



DIVERSION 180

TIG Welding Power Source

- 12.5ft Weldcraft® WP-17 TIG torch
- RFCS-RJ45 remote foot control
- Regulator/flow gauge with hose
- Power source with primary cord and MVP
- 12ft work cable with clamp

PART# MLR907627



Input Power:
115V & 230V 1-Phase Power
Amperage Range:
115V: 10 - 125 Amps
230V: 10 - 180 Amps
Rated Output:
115V: 60A / 12.4V / 100%
125A / 15V / 35%
230V: 60A / 12.4V / 100%
150A / 16V / 20%
180A / 17.2V / 10%
Maximum Open
Circuit Voltage: 80V
Dimension (HxWxD):
17" x 9-7/8" x 23-7/8"
Net Weight: 50 lbs.

MAXSTAR® 161 STL

TIG / Stick Welding Power Source

- Auto-Line™ provides state-of-the-art flexibility to the end user
- Portable in the shop or at the job site
- Lift-Arc™ start
- Full-On Demand power source
- Thermal overload protection
- Built-in gas solenoid

PART# MLR90710001



Input power:	TIG - 240V
120V, 15A - TIG	110A/14.4VDC/100%
240V - TIG	160A/16.4VDC/20%
120V, 15A - Stick	Stick - 120V
240V - Stick	6A / 22.4VDC/100%
Rated welding output:	90A / 23.6VDC/30%
TIG - 120V	Stick - 240V
90A/13.6 VDC/100%	110A / 24.4VDC/100%
130A / 15.2VDC/30%	160A / 26.4VDC/20%

711M FABCO Mild Steel, Flux-Cored, Gas Shielded Welding Wire



DIA. WT./Spool
.045" 33 lb. spool
PART# HOB711M-045-33
1/16" 60 lb. spool
PART# HOB711M-116-60



88,000 PSI Tensile: DC Reverse
Strength: Polarity
75,000 PSI Yield: 100-250 Amps
Strength: 23-30 Volts
26% Elongation in 2":
1/4" - 3/4" Stick out

160Z - KLEEN-GREEN NOZZLE DIP Two dips a day keeps spatter away.



Welco KLEEN-GREEN
nozzle dip is an excellent
weld spatter buildup
preventative.

PART# WELKLEEN-GREEN



SYNCROWAVE® 210 TIG/MIG Complete Pkg



- Power source w/ 10ft power cord & MVP plugs for 120V & 240V
- Factory-installed running gear
- New pro-set™ feature (TIG)

Includes: Syncrowave® 210, 10 ft primary cord, 2 MVP plugs for 120 V & 240 V 12 ft. 150 A TIG torch, 12 ft. work cable, Electrode holder, RFCS-14 ft. control with 20 ft. cord, Regulator/flow gauge & gas hose, Factory-installed running gear with EZ-Change™ Low Cylinder Rack; Spoolmate™ 150 Series spool gun, 4-14 pin connector; Flow-thru Dinse connector; & memory card

PART# MLR951684



Input Power:
115-230V, 1-Phase Power
Amperage Range:
5 - 210 A
Rated Output:
125A at 15V,
60% Duty Cycle
Weight: 133.5 lbs.

SYNCROWAVE® 300 TIG/Stick Welding Power Source




For fabricators who need more TIG welding productivity and lower operating costs, new Miller Syncrowave machines are the energy efficient TIG welding power sources that make it easier for any welder to get more work done.

Complete Package Includes:

- Syncrowave
- Coolmate™ 3 cooler
- Running gear
- RFCS-14 HD remote foot control
- Four gallons of TIG coolant
- Water-cooled torch kit: W-280 TIG torch, torch consumables kit, cable cover, flow meter regulator, gas hose, torchconnector, work clamp with cable and Dinse-style connector

Input Power:
208/240/480 V
Amperage Range:
5 - 300 Amps
Rated Output:
300A / 22 V / 30%
210A / 18 V / 60%
Maximum Open
Circuit Voltage: 60V
Net Weight: 176.4 lbs.

PART# MLR95100003



CARBON STEEL 36" TIG WIRE

• For use with TIG welding

1 Lb. Tubes



DESCRIPTION	PART#
7052 Steel 1/16" x 36"	WCM7052116x36T1
7052 Steel 1/8" x 36"	WCM705218x36T1P
7052 Steel 3/32" x 36"	WCM7052332x36T1

4130 CHROME MOLY

- Low Alloy Chrome Molybdenum wire for TIG (GTAW) welding
- Formulated to reduce weld metal hot cracking with good ductility
- Particularly suited to thin, highly stressed joints
- Use S.A.E. 4130 procedure in heat treatment 1/16" x 36"



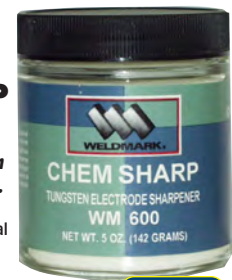
PART# WEL4130-1/16-36



CHEM SHARP Tungsten Sharpener

The safest way to sharpen tungsten without grinding. Over 500 sharpenings per jar. Easy-to-use. This chemical repointing extends life of tungsten.

PART# DYF600



5 oz. Jar


CARBON STEEL TIG

36" Cut-length Wire
Produces High Quality welds in most grades of steels

E70S-2 .045 X 36"
PART# WEL70S2-045-36

E70S-2 1/16 X 36"
PART# WEL70S2-1/16-36

E70S-2 3/32 X 36"
PART# WEL70S2-3/32-36



10 lb. Box

ALUMINUM 36"
Tig Wire



Weldcote Metals 4043 (commonly referred to as AISi5) is a 5% silicon aluminum filler metal that is available in spools or cut lengths for MIG or TIG processes, & 5356 (commonly referred to as AlMg5) is a 5% magnesium aluminum filler metal.

1 lb. tubes



DESCRIPTION	PART#
4043 Alum 1/16" x 36"	WCM4043116x36T1
4043 Alum 1/18" x 36"	WCM404318x36T1P
4043 Alum 3/32" x 36"	WCM4043332x36T1
5356 Alum 1/16" x 36"	WCM5356116x36T1
5356 Alum 1/8" x 36"	WCM535618x36T1P
5356 Alum 3/32" x 36"	WCM5356332x36T1

ROGUE ES 180i PRO

TIG / Stick Welding Power Source

The Rogue ES can easily perform TIG-welding using a "Lift TIG" start. Equip the power source with an optional TIG-Torch with gas valve and a regulator and a bottle of gas and you are ready to weld mild steel or stainless steel, with or without filler material.

Input Power:
120-230V +/-15%,
50/60 Hz
Rated Welding Output:
TIG 120V
90A/13.6V/60%
70A/12.8V/100%
TIG 230V
116A/14.6V/60%
90A/13.6V/100%
Stick 120V
70A/22.8V/60%
55A/22.2V/100%
Stick 230V
116A/24.6V/60%
90A/23.6V/100%

- Dual voltage input supply - flexibility to use any place on single phase plug
- Generator Compliant - suitable for use with generators. (7kW recommended)
- Practical Design - makes the power source easy to carry which enables use at almost any work site
- Industry uses include: repair and maintenance, civil construction, agricultural equipment, industrial and general fabrication



PART# ESB0700500070



36" CUT-LENGTH WIRE
STAINLESS STEEL



Sold in 10 lb containers



308L DEPOSIT

308L deposit is an austenitic stainless steel and is used to join common stainless steel such as type 301-302-304-304L-321-347, CF-8 & CF-3.

	PART#
.045 x 36"	FSS308L-045-36
1/16 x 36"	FSS308L-1/16X36
3/32 x 36"	FSS308L-3/32X36
1/8 x 36"	FSS308L-1/8X36

316L DEPOSIT

316L deposit is an austenitic stainless steel w/ controlled ferrite for molybdenum alloy stainless and is used to join types 316, 316L CF-8M and CF-3M

	PART#
1/16 x 36"	FSS316L-1/16X36
3/32 x 36"	FSS316L-3/32X36
1/8 x 36"	FSS316L-1/8X36

From WIRE & RODS to TIPS, REGULATORS & GUNS. We have all the CONSUMABLES you may need.

FOR ALL YOUR TOOL NEEDS

RUFFIAN ES 150G EDW
Engine Driven Welder



The Ruffian ES 150G engine driven welder is a lightweight, powerful, all-in-one DC Stick welding machine and AC generator combined. As a welder, Ruffian uses inverter technology to provide up to 150 A of reliable welding power at 60% duty cycle in a very stable arc that helps avoid rework. As a gas-powered AC generator, Ruffian uses a 14 HP Kohler® engine to deliver up to 4.5 kW starting power. Its 120 VAC and 240 VAC outlets provide versatility to run lights, grinders, hand tools - even light-duty plasma cutters and MIG/TIG welding power sources. It can even serve as an emergency power generator.

PART# ESB07070150

Voltage:
120/240 VAC 1, 60 Hz
Stick (SMAW)/MMA
Welding Output:
150 A / 26 V @
60 % Duty Cycle
115 A / 24.6 V @
100 % Duty Cycle
Open Circuit Voltage: 78 V
Setting Range MMA/DC:
20.8-26 VDC (20-150 A)
Engine Type:
Kohler Command PRO CH440,
3-year warranty by manufacturer
Power: 14 hp @ 3600 rpm

Dimensions:
Without Wheels and Handles
28.7 x 22.52 x 25.98 in.
With Wheels and Handles
40.83 x 28.74 x 31.61 in.
Weight:
Without Wheels and Handles - 223.8 lbs
With Wheels and Handles - 248.0 lbs



WeldTec® TIG TORCHES & ACCESSORIES



WELDING EQUIPMENT

Tig Torches

70° Flex Head Torch

- Built in Gas Valve
 - 150 Amp
 - Air Cooled
 - 25ft cable
- PART#** TIGWT-17FV-25R



Flex Head

i-Head Torch

- Locking Ball Joint Head
 - Built in Gas Valve
 - 150 amp
 - Air cooled
 - 25ft cable
- PART#** TIGWTB-17V-25R



i-Head

Rocker Torch

- Built in Gas Valve
 - 180 amp
 - Air cooled
 - 25ft cable
- PART#** TIGWTR-17FV-25R



Rocker

Cable Connector

- 2-MBP type male plug
 - Gas hose
 - 5/8 M nut
- PART#** TIGWT-TTC-150G



Gas Lens Collet Body

- 1/16" **PART#** TIG17GL116
- 3/32" **PART#** TIG17GL332
- 1/8" **PART#** TIG17GL18




#7L Quartz Nozzle
7/16" dia X 1-3/4" long
PART# TIG10NQ-7L



#9L Quartz Nozzle
9/16" dia X 1-3/4" long
PART# TIG10NQ-9L

WeldTec® TIG TORCH ROCKER™ RETRO KIT

The special Rocker power cable can be retrofitted to existing torches in the field. A simple cable connector, handle, handle adapter and the Rocker power cable transforms your 9 or 17 series torch into a Rocker style torch. **PART#** TIGWT-RK-25



Includes: (1) 25' Rocker Cable, (1) Connector, (1) Adapter, (1) Handle

WIRE FEED PADS

Treated
PART# DYFWM500-6



Untreated
PART# DYFWM501-6



CONSUMABLE TIG PARTS

These TIG consumables are interchangeable with Weldcraft, Tweco, Linde, CK and Miller Tig Torches

ITEM	SIZE	PART#	ITEM	SIZE	PART#	ITEM	SIZE	PART#	
Collets for Model # 17, 18, & 26 TIG Torches	1/16"	TIG10N23		.040	TIG13N21		1/4"	TIG53N58	
	3/32"	TIG10N24		1/16"	TIG13N22		5/16"	TIG53N59	
	1/8"	TIG10N25		3/32"	TIG13N23		3/8"	TIG53N60	
Collet Bodies for Model # 17, 18, & 26 TIG Torches	1/16"	TIG10N31	1/8"	TIG13N24	7/16"		TIG53N61		
	3/32"	TIG10N32		.040	TIG13N26		TIG Back Caps	Long Air	TIG57Y02
	1/8"	TIG10N28		1/16"	TIG13N27			Short Air	TIG57Y04
Nozzles for Model # 17, 17V, 18, & 26 TIG Torches	1/4"	TIG10N50		3/32"	TIG13N28	Long Water		TIG41V24	
	5/16"	TIG10N49	1/8"	TIG13N29	Med Water	TIG41V35			
	3/8"	TIG10N48	Gas Lens Collet Bodies for Model #17, 18, & 26 TIG Torches	3/32"	TIG45V26	Short Water		TIG41V33	
7/6"	TIG10N47	1/8"		TIG45V27					
1/2"	TIG10N46	Gas Lens Collet Bodies for Model #9, & 20 TIG Torches		1/16"		TIG45V43			
Nozzles for Model #9, 20, & 25 TIG Torches	1/4"		TIG13N08	3/32"		TIG45V44			
	5/16"		TIG13N09	1/8"		TIG45V45			
	3/8"	TIG13N10	Alumina Gas Lens Nozzles for Model #17, 26, & 18 TIG Torches	7/16"		TIG54N15			
	7/6"	TIG13N11		1/2"	TIG54N14				
	1/2"	TIG13N12							

HARDFACING & BUILD-UP ELECTRODES

Ranite BX 44-50 rockwell AC/DC Heavy abrasion, severe impact.
 • Build-up and hard facing combined in one rod
 • Fast, unlimited build-up

SIZE	PART#
1/8"	RANBX-1/8
5/32"	RANBX-5/32
3/16"	RANBX-3/16

Ranite D 63-68 rockwell AC/DC severe abrasion, moderate impact.
 • Hardest deposit of all Ranite rods, except expensive tungsten carbide

SIZE	PART#
1/8"	RAND-1/8
5/32"	RAND-5/32
3/16"	RAND-3/16

Ranite M 45-54 rockwell AC/DC heavy abrasion, severe impact.
 • An ideal moderately priced electrode for general purpose build-up and hard-facing

SIZE	PART#
1/8"	RANM-1/8
5/32"	RANM-5/32



Reusable 10 lbs containers

DYNAFLUX QUALITY PRODUCTS 50LB ROD OVEN

- Electrode capacity: 18" max rod length 50lbs.
- 1" thermal ceramic insulation
- Stainless steel construction
- Thermostat is adjustable

PART# DYFOV50

Voltage (AC): 115V
 Temperature range: 100-300°F
 Interior dimensions: 19x6½x6½"
 Exterior dimensions: 23x8¾x11¼"
 Weight: 30 lb



ROD OVENS

DryRod II Type 1
 10 lbs. Electrode Capacity



- 120V AC/DC Portable Electrode Stabilizing Oven
- Preset 300°F Temperature
- 5-3/4" x 7-1/4" x 23" exterior dimensions
- 2-7/8" dia. x 19-3/4" deep chamber PART# PHX1205500

ALUMINUM 36" CUT-LENGTH WIRE

Bare aluminum TIG Wire cut to the standard 36" that you need during your TIG welding applications.



10 Lb Box

	PART#	10 LB BOX
4043-1/16" x 36"	FAL4043-1/16-36	
4043-3/32" x 36"	FAL4043-3/32-36	
4043-1/8" x 36"	FAL4043-1/8-36	
5356-1/16" x 36"	FAL5356-1/16-36	
5356-3/32" x 36"	FAL5356-3/32-36	
5356-1/8" x 36"	FAL5356-1/8-36	

TUNGSTEN ELECTRODES



Pure - Tungsten electrode is generally used to weld aluminum with alternating current (AC). Marked with a Green Tip End.

2% Thoriated - Tungsten is generally used for Direct Current (DC) straight polarity welding of steel, stainless steel and chromemoly. Marked with a Red Tip End.

Lanthanated - Oxide doped tungsten, used as a Non-Radioactive substitute for Thoriated, will contain 1.2% to 1.6% lanthanum oxide (La₂O₃). Marked with a Gold Tip End.

SIZE	PART#
1/16" x 7"	PURE TIGPURE-1/16
3/32" x 7"	PURE TIGPURE-3/32
1/8" x 7"	PURE TIGPURE-1/8
040 x 7"	2% TIG2%-040
1/16" x 7"	2% TIG2%-1/16
3/32" x 7"	2% TIG2%-3/32
1/8" x 7"	2% TIG2%-1/8
1/16" x 7"	TIGLANTH-1/16X7
3/32" x 7"	TIGLANTH-3/32X7
1/8" x 7"	TIGLANTH-1/8X7



POWER POINT STANDARD TUNGSTEN GRINDER

Is an excellent tool for hand orbital welding when using tungsten electrodes. The grind is always consistent for precise arc striking and concentration. The standard unit has a fixed angle 20° included. PART# TSITS-PPE

- 120 Volt AC Motor with Variable Speed
- Collets for (1/16", 3/32", and 1/8") Tungsten



Diamond Wheel

A double sided and the movable disk allows the settings for two grooves on the top. PART# TSIPPE-002

#Weldporn TUNGSTEN ELECTRODE

5 Flavor pack
 2% Thoriated
 2% Ceriated
 2% Lanthanated
 Multimix
 Pure

PART# WMSWPTESP32

Multi Pack
 2% Thoriated
 Tungsten

PART# WMSWPTMM32



FERROWELD ARC ELECTRODE LINCOLN ELECTRIC

- Marking - St printed on coating Coating Color - Light Tan
- AWS SPEC - A5.15-89 PART# LNCFERROWELD
- Class - ESt



1/8" Run at 80 to 120 Amps DC Reverse Polarity (Electrode +) or AC


BEST WELDS E3
TUNGSTEN - E3
GROUND TYPE
ELECTRODES



- 1/16" x 7"**
PART# TIGE3-1167GE3
- 3/32" x 7"**
PART# TIGE3-3327GE3
- 1/8" x 7"**
PART# TIGE3-1187GE3

- Longer life
- Stable tip and arc geometry
- Non-radiating additives
- Can be used with DC & AC welding processes
- Every electrode is Eddy Current tested for defects

7" LONG
2% LANTHANATED
Tungsten Electrode



- Diameter: 1/16"
• Length: 7"
PART# TIGT1167GL2
- Diameter: 3/32"
• Length: 7"
PART# TIGT3327GL2
- Diameter: 1/8"
• Length: 7"
PART# TIGT187GL2

ALUMINUM
ARC ELECTRODE



- Tensile strength up to 34,000PSI
- Good color match & corrosion resistance
- Features a precise combination of core wire and coating, providing high speed deposition of dense, machinable welds

- 1/8"**
PART# WEL26-1/8
- 3/32"**
PART# WEL26-3/32

LINCOLN ELECTRIC EXCALIBUR

EXCALIBUR®
7018 MR
Low Hydrogen Stick Electrode

- 60% less moisture pickup vs. competition
- Improved coating integrity
- Extreme bendability



DESCRIPTION	WEIGHT	PART#
3/32"	10 lb. can	LNCEX7018-33210
1/8"	10 lb. can	LNCEX7018-1810
5/32"	10 lb. can	LNCEX7018-53210
3/32"	50 lb. can	LNCEX7018-3/32
1/8"	50 lb. can	LNCEX7018-1/8
5/32"	50 lb. can	LNCEX7018-5/32
3/16"	50 lb. can	LNCEX7018-3/16

TUNGSTEN
ELECTRODES



PURE TUNGSTEN (EWP)

- These electrodes are primarily used with alternating current (AC)
- With this type of current, the tip of the EWP electrode provides good arc stability


2% THORIATED (EWTh-2)

- Thoriated tungsten electrodes were designed for direct current electrode negative (DCEN) or straight polarity applications



NICKEL-IRON ALLOY
ARC ELECTRODE

3/32" & 1/8" rod run at 50 to 100A AC/DC reverse polarity



- 3/32"** PART# WEL65-3/32
- 1/8"** PART# WEL65-1/8

WELDING ROD

1/8" WELDCOTE Nickel-Iron Electrode

- Recommended for all-position welding of thin cast iron sections where maximum machinability is required
- Amperage Range: 70-110 amps
- PART# WCMNI9918E1P



SIZE	PART#	PRICE PER PACK
1/16" x 7"	TIGWMT1582C	
3/32" x 7"	TIGWMT1583C	
1/8" x 7"	TIGWMT1584C	
1/16" x 7"	TIGWMT1592C	
3/32" x 7"	TIGWMT1593C	
1/8" x 7"	TIGWMT1594C	

50/50
BAR SOLDER
50% Tin/50% Lead




- Approximate 1-lb. bar
- Used for automotive, radiator, general purpose soldering, electrical applications.



PART# HRS5050BS

CARBON ELECTRODES

- 1/8 X 12 DC/CC (Box of 100)
PART# ARCWMK22023003
- 5/32 X 12 DC/CC (Box of 50)
PART# ARCWMK22983003
- 3/16 X 12 DC/CC (Box of 50)
PART# ARCWMK22033003
- 1/4 X 12 DC/CC (Box of 50)
PART# ARCWMK22043003
- 5/16 X 12 DC/CC (Box of 50)
PART# ARCWMK22053003



DC (+) Electrode
Positive Recommended



AL-BRAZE®
4043 KIT

- Superior brazing alloy for joining aluminum to aluminum.
- Excellent capillary attraction.
- PART# HRS4043K



1/8" ACID
CORE SOLDER
40% Tin/60% Lead

- 1-lb. spool
- Used for automotive, radiator, general purpose soldering.
- PART# HRS40A61



LEATHER
WELDING ROD
HOLDER

- Side Split Cowhide Heavy Duty
- Convenient quick-reach rod pouch
- U-clip hoot attachment
- Stitched with flame-resistant Kevlar
- PART# REVHR



GROUND CLAMPS

TWECO
AN ESAB BRAND

Copper cast upper and lower jaws
Heavy duty spring
PART# TWEGC-200



TWECO
AN ESAB BRAND
500A copper cast
1/2 cap screw
PART# TWEGC-600-50



JACKSON
SAFETY SHIELD

Forged copper alloy

300 A
PART# JAC14731

500 A
PART# JAC14732



Forged copper alloy

300 A
PART# IWDWEM-EG300


500 A
PART# IWDWEM-EG500



GROUND CLAMP

300 Amp

- Contoured handle lever for easy jaw opening
- Large contact area assures positive grounding
- Conductor body holds the cable securely



PART# ORS900-TGC-300

ROD STORAGE CONTAINERS

ROD GUARD

36" Rod Guard
PART# IWDRG-300-12

14" Rod Guard
PART# IWDRG-100-24



400AMP ELECTRODE HOLDER

TWECO
AN ESAB BRAND



PART# TWEA-14-HD

Process: Manual Arc Welding
Electrode Cap: 1/4 in [Max]
Cable Cap 2: Double Ball Point - 4/0
Body Material: Copper Alloy
Weight: 1.80 lb

ELECTRODE HOLDERS

STINGER-V

Designed for welding shops, pipelines & pipe fabrication.

- Made in America, manufactured in Diamondville, Wyoming
- Eliminates Arc Burns From Rod "Popping" Out
- V Securely Holds Electrode
- Comfortable Rubber Handle
- Guaranteed To Outlast Any Holder

Non insulated
PART# STVSTV001

Insulated
PART# STVSTV002




T300 ELECTRODE HOLDER

LINCOLN ELECTRIC

- Medium duty
- 300A, 60% duty cycle
- 5/32" diameter electrode and smaller
- For DC welder only

PART# LNCK909-6



ELECTRODE HOLDERS

250 Amp

PART# JAC14679

300 Amp

PART# JAC14680

Shown



ELECTRODE HOLDERS

200 Amp

PART# LENO1020

250 Amp

PART# LENO1030

300 Amp

PART# LENO1040



300 AMP SWITCHABLE MAGNETIC GROUND CLAMP

PART# MSW8100746



WeldTec TIG POWER ADAPTER Extension adapter

PART# TIGPCA-2



DIRECT WIRE & CABLE ULTRA-FLEXIBLE WHIP CABLE

- This cable is manufactured with twice as many strands as the typical Class K welding cable

#1 PART# CBL-1-WHIP

#2 PART# CBL-2-WHIP



250 AMP GROUND CLAMP

- A powerful magnet for a fast, yet safe ground
- This 3-1/2" dia. magnetic clamp pulls a spring loaded brass button into firm electrical contact with the job
- Ground wire rotates 360°

PART# BESMGC-1



ARCREACH[®] SUITCASE[®] 12

**Bernard™ BTB
300 A Gun Pkg**

- Electronic wire feed speed with control tachometer
- Digital meters with sunvision technology
- Front panel has trigger hold, wire jog, and gas purge
- Ability to change wire with feeder in upright position
- Dual schedule capable (dual schedule switch sold separately)

PART# MLR951729001



Input Power:
14-48 VDC/110 Max OCV
Input Welding Circuit Range:
330 A at 60% duty cycle
425 A at 60% duty cycle
Electrode Wire Size Capacity:
8 in. (203 mm)
14 lb. (6.4 kg)
12 in. (305 mm)
45 lb. (20 kg)

LINCOLN[®] ELECTRIC

INNERSHIELD[®] GUNS

K126™ PRO

- Rated 350 A
 - For 1/16"-3/32" wire
- PART# LNCK126-11

K126™ Classic

- Rated 350 A
 - For .062-3/32" wire
 - 15' cable length
 - 62° tube angle
- PART# LNCK126-2

GUN PARTS

- Insulated guides w/ thread protector
 - 3/4 - 1" Stickout
- PART# LNCKP2089-1

PROFAX TIPS

WIRE SIZE	PART#
.068 & .072	PRFT14050-072
5/64	PRFT14050-5/64
3/32	PRFT14050-3/32



PROTECTIVE COVER

For Millermatic
141, 190,
211, & 215

PART# MLR301262



PROTECTIVE COVER

For Millermatic[®]
212, 252, 350,
and
Syncrowave[®]
210

PART# MLR195142



PROTECTIVE COVERS

For Bobcat™ &
Trailblazer™
Engine Drives

18"W x 48"L x 26"H
PART# MLR195136
20"W x 40-1/2"L x 25" H
PART# MLR300919
21.5"W x 45"L x 28"H
PART# MLR301099



For Gas
Models

UNIVERSAL WELDING CART

with Cylinder Rack and Folding Handle

Features a slanted top shelf to accommodate most brands of welding equipment, and puts welding controls at an easy-to-use angle.

METAL MAN[®]
WORK GEAR

PART# MMWUWC2



DELUXE WELDING CABINET

An integrated all-in-one solution for a portable welder or plasma cutter applications. Designed for a machine to sit on top, and a 7-1/2" dia. gas cylinder to ride in back.

- Single Cylinder rack with dual securement chains
- Two Cable holders for easy storage of welding cables
- 4 drawers for all your tool needs - one for consumables, one for small tools, one for extra wire or a welding coat, and the last one for your welding helmet
- 7" diameter rear wheels, and dual locking caster front wheels

PART# MMWDWC1



METAL MAN[®]
WORK GEAR

BLUE STAR[®] 185

Gas Engine-Driven
Welding / AC Generator

- Accu-Rated peak generator power is usable for maximum generator loads such as plasma cutting, Millermatic MIG welders and motor starting.
 - Reliable air-cooled OHV engine ensures consistent engine performance
- PART# MLR907664



Rated Output:
185 A @ 25 V, 20% Duty Cycle • 150 A @ 25 V, 100% Duty Cycle
Generator Rated Power: 6,500 Watts peak • 6,200 Watts continuous
Engine: Kohler CH440 13.4 HP @ 3,600 rpm,
1-cylinder, 4-cycle air-cooled OHV
Amp Range: 60 - 195 Amps
Fuel: 6.25 Gal capacity

BOBCAT™ 230**Gasoline Engine Driven
Welder / AC Generator**

Reliable multiprocess engine-driven welder primarily used for Stick welding and creating power. Cost-effective engine-driven welder designed for maintenance and repair operations, construction, field fabrication, farm/ranch and work trucks.

PART# MLR907824

- Superior Arc performance
- Easy maintenance
- Easy to use
- Easy mobility

TRUE BLUE
3YR WARRANTY



Amperage Range:
20 A - 230 A
Rated Output:
CC/DC Stick 230 A at
29.2 V, 100% duty cycle,
CV/DC MIG/FCAW 230 A at
25.5 V, 100% duty cycle
Generator Power:
11,000 Watts Peak
9,500 Watts Continuous
Engine:
Kohler CH730, 23.5 HP
@ 2,300 PRM. 11 Gal fuel
capacity

TUNE-UP KITS**For Trailblazer, & Bobcat Engine Driven Welders**

Kohler Engines
Model CH18 & CH20
PART# MLR180096



Model CH23 OHV
PART# MLR230015

Kits Include: Air Filter, Pre-Cleaner, Oil Filter, 2 Spark Plugs,
Fuel Filter & 2Hose Clamps



Onan Engines
Onan Performer, Models
P-216 / P-218 / P-220
PART# MLR137046

**LINCOLN**
ELECTRIC**HANDBOOK
OF ARC
WELDING**

14th Edition,
900+ pages bound
PART# LNCHANDBOOK

**BOBCAT™ 265****Kohler Engine Driven Welder**

Reliable, easy to use and more capable engine-driven welder great for stick and flux-cored welding. Designed for maintenance/repair operations, construction, and auxiliary power use. **PART# MLR907826001**

Processes:

Stick (SMAW)
MIG (GMAW)*
Flux-cored (FCAW)*
DC TIG (GTAW)
Air carbon arc (CAC-A)
cutting and gouging (3/16 in. carbons)
Air plasma cutting and gouging with
optional Spectrum

Engine: Kohler engine with GFCI receptacles,
remote start/stop and ArcReach™

Rated Output:
CC/DC Stick/TIG 265 A
at 27 V, 100% duty cycle,
CV/DC MIG/FCAW 265 A
at 27 V, 100% duty cycle
Weld Amperage Ranges:
20 A - 265 A
Generator Power:
11,000 Watts peak
9,500 Watts continuous
Engine:
Kohler CH730, 23.5 HP
@ 3,600 RPM. 11 Gal fuel
capacity



TRUE BLUE
3YR WARRANTY

Arc Reach®

TRAILBLAZER® 330

Engine-Driven Welder

Reliable engine-driven welders with unbeatable arc performance, providing the smoothest, most stable arc in the industry. Trailblazer exclusive technologies — advanced Auto-Speed™ and optional Excel™ power — deliver superior runtimes, increase fuel efficiency, and improve engine-driven welder performance. No other compact machine in the 300-amp class delivers more welding power or more auxiliary power with better fuel efficiency and less noise — for productive, profitable, quieter jobsites.

- ArcReach® Technology now standard
- Fewer refueling trips
- Maximum cost savings
- Auto-Speed Technology automatically adjusts the engine speed to match actual load requirements
- Innovative Design provides quieter operation, reduced size and weight, and easier maintenance
- Unbeatable arc performance
- Safer, more productive jobsites

(Base model)
PART# MLR907831



Amperage:
20 A - 330 A
Rated Output:
CC/DC Stick/TIG 330 A
at 30 V, 100% duty cycle,
CV/DC MIG/FAW 325 A at
30.25 V, 100% duty cycle
Generator Power:
12,000 Watts peak
10,500 Watts continuous
Engine:
Base: Kohler
23.5 HP @ 2,400 RPM
11 Gal fuel capacity

TRAILBLAZER® 302 AIR PAK™

Gas Engine-Driven Welder/AC Generator/Air Compressor

- Ultra reliable Rotary-Screw Compressor delivers 31 CFM @ 80-160 psi of air at 100% duty cycle
- One engine runs air compressor, welder and generator reducing emissions and fuel consumption
- 11,000 watts of continuous generator power

PART# MLR907549001

Engine: Kohler, 30 HP, gasoline engine. Twin-cylinder, 4-cycle overhead valve. 3,600/3,000 RPM weld speed, 2,400 RPM idle speed. 12 gallon fuel capacity. Air Compressor: Rotary-Screw with electric clutch for on/off. 100 psig of constant working pressure.

Rated Output:
CV/DC: 300 A, 32 V, @ 100%
CC/DC: 280 A, 32 V, @ 100%
CC/AC: 200 A, 25 V, @ 60%
Output Power Range:
DC Stick: 25 - 300 A
DC TIG: 10 - 300 A
AC TIG/Stick: 10 - 225 A
MIG/FAW: 13 - 35 V, 350 A
Generator Power:
13,000 Watts peak
11,000 Watts continuous
Air Compressor:
31 CFM, 100% Duty Cycle,
80 - 160 PSI



BIG BLUE® 400 PIPE PRO DIESEL

Diesel Engine-Driven Welder/AC Generator

The Miller® Big Blue® 400 Pipe Pro® is a 400 amp, multi-process diesel engine welder that is designed for transmission pipeline welding. It has superior downhill stick arc characteristics and is capable of MIG and flux-cored welding with proper accessories. The Mitsubishi S4L2 four cylinder diesel engine is EPA Tier 4 Final compliant and is engineered to operate over 10,000 hours before the first basic overhaul.

- Quiet operation 72.1 decibels under full load
- Full control of your machine in the palm of your hand - standard on all models
- Heavy-Duty low-speed industrial engines
- ArcReach® Technology
- USB information and diagnostic
- Line-X® Top Cover
- Designed for Welding Rigs



Arc Reach® Stainless Steel Cover
PART# MLR907805

WIRELESS
INTERFACE CONTROL

Blue Cover
PART# MLR907805001

Weld Output Rated:
300 A @ 32 VDC, 100% duty cycle
350 A @ 27 VDC, 100% duty cycle
400 A @ 24 VDC, 100% duty cycle
Welding Amperage Range:
20 - 400 A
Net Weight: 993 lbs
Generator Power:
12,000 Watts peak
10,000 Watts continuous
Max Open Circuit Voltage:
85 VDC



Stainless steel cover shown.

Engine: 24.7 HP@1800 RPM
Mitsubishi S4L2 (Diesel),
4-Cylinder, EPA Tier 4 Final
compliant, and includes cold
weather 120 V block heater.



REMOTE CONTROL

LINCOLN
ELECTRIC

w/ 120V AC Receptacles – 125 Ft

When your welding application takes you away from your welder, these heavy duty remote controls will give you the control you need to get the job done – and stand up to the conditions of your environment. Detachable Control Box can be stowed in your truck or job box to deter job site theft. **PART# LNCK4268-1**

Recommended Engine-Driven Welders:

- Cross Country®
- Vantage®
- Air Vantage®

Contact a sales rep. for specific application



Includes: 115V duplex receptacle that can be used to power lights, grinders and other tools right where welding occurs.

OUTBACK® 145

Engine Driven Welder

Great for anyone who needs portable DC stick welding and AC generator power! The Low-Lift™ grab bars on both ends make lifting the Outback® 145 on and off truck beds easy. Use the AC generator power for a variety of applications described below with the large 6.8 gallon (25.7 liter) fuel tank. Plug in a Lincoln Electric POWER MIG® 140C or POWER MIG® 180C for wire welding too.

- Pairs with Tomhawk® 375 Air to cut metal (not included)
- Low-Lift™ grab bars at both ends for leverage
- All engine controls on front control panel
- Rugged 1-1/4" dia. tube frame
- 6.8 gallon fuel tank

PART# LNCK2707-2

Engine Specifications:
Kohler CS 12.75. 1 cylinder, 4 cycle, overhead valve, air cooled, 6.8 Gal gasoline engine. Aluminum alloy cast iron liner. 12.75 HP @ 3,600 RPM. Electric start, manual choke.

Rated Output:
80A DC / 25V / 100%
100A DC / 25V / 60%
125A DC / 25V / 20%
Output Range:
50-145A DC
4,750 watts peak
4,250 watts continuous
Dimensions (HxWxD):
25.6" x 21.8" x 31.5"
Weight: 234 lbs.



ASK US ABOUT
LINCOLN
ELECTRIC
Capital™ Financing

OUTBACK® 185

Engine Driven Welder

Great for anyone who needs portable DC stick welding and AC generator power! The Low-Lift™ grab bars on both ends make lifting the Outback® 185 on and off truck beds easy. Use the AC generator power for a variety of applications described below with the large 6.8 gallon (25.7 liter) fuel tank. Plug in a Lincoln Electric POWER MIG® 140C or POWER MIG® 180C for wire welding too.

- Pairs with Tomhawk® 375 Air to cut metal (not included)
- Low-Lift™ grab bars at both ends for leverage
- All engine controls on front control panel
- Rugged 1-1/4" dia. tube frame
- 6.8 gallon fuel tank

PART# LNCK2706-2

Engine Specifications:
Kohler CS 12.75. 1 cylinder, 4 cycle, overhead valve, air cooled, 6.8 Gal gasoline engine. Aluminum alloy cast iron liner. 12.75 HP @ 3,600 RPM. Electric start, manual choke.

Rated Output:
100A DC / 25V / 100%
130A DC / 25V / 60%
150A DC / 25V / 20%
Output Range:
50-185A DC
5,700 watts peak
5,200 watts continuous
Dimensions (HxWxD):
25.5" x 21.1" x 31.5"
Weight: 310 lbs.



ASK US ABOUT
LINCOLN
ELECTRIC
Capital™ Financing

PROFAX

ARC GOUGING TORCHES



- 7' 360 degree swivel cable
- Insulated connection boot
- Air Requirement 80-100 psi recommended

AEC 3500-1
5/32-3/8in. carbon electrode range.
PART# PRFAEC-3500-1

AEC 4000-1
5/32-1/2in. carbon electrode range.
PART# PRFAEC-4000-1

SPRINTER 180Si

Case & TIG One-Pak Stick Welder

The Sprinter™ 180Si stick welder gives you power in a small package. Weighing in under 20 lbs., it is lightweight and portable, and the 180 amp output enables you to weld electrodes up to 5/32 inches, including 7018 and 6010. This machine is more than just a stick welder. The Sprinter 180Si welder combines superior stick capabilities with high-frequency TIG, pulsed TIG mode, amptrol compatibility and dual input voltage (120V/230V). A simple display allows you to dial in the weld settings so you can get started quickly and easily on any job, anywhere – maintenance work, fabrication, light structural and everything in between. The Sprinter 180Si is a stick welder and so much more. **PART# LNCK5585-1**

Includes: Sprinter 180Si welder, insulated electrode holder and cable, heavy duty work clamp and cable, 230v to 120v power cord adapter, caliber 17 series tig torch, parts kit for 17 series tig torch, foot pedal, adjustable gas regulator and hose, tig torch adapter case



LINCOLN
ELECTRIC

RANGER® LINCOLN® 225 ELECTRIC

Commercial Engine Driven Welder

The Ranger® 225 is a multi-process, engine-driven welder designed for a variety of processes – stick, TIG, MIG or flux cored. Whatever the process or application, arm yourself to get the job done and get it done right the first time.

- 10,500 W peak single-phase AC generator power
- 23 HP Kohler® gasoline engine
- Totally enclosed case
- Versatile DC welding
- Rugged reliability

PART# LNCK2857-1

Processes: Stick,
TIG, MIG, Flux-Cored



Rated Output:
225 A / 25 V / 40%
210 A / 25 V / 100%
Output Range:
50 - 225 amps DC
15 - 25 CV
10,500 Watts peak
9,000 Watts continuous
Engine:
Kohler OHV Command
CH23S

ASK US ABOUT
**LINCOLN®
ELECTRIC**
Capital™ Financing

RANGER LINCOLN® 305G ELECTRIC

Multi-process Engine Driven Welder

- Peak single-phase AC generator power for motor starting
- Kohler® gasoline engine - 23HP carburetor
- Superior arc performance
- Multi-process welding
- Digital weld meters
- Skewed rotor design

PART# LNCK1726-5



Rated Output:
305A DC CC / 29V / 100%
300A DC CV / 29V / 100%
Output Range:
20-305 A DC; 40-300A Pipe;
20-250A DC TIG; 14-29V CV
10,500 watts peak
9,500 watts continuous
Dimensions (HxWxD):
36.2" x 21.5" x 42.3"
Weight:
510 lbs

ASK US ABOUT
**LINCOLN®
ELECTRIC**
Capital™ Financing

RANGER LINCOLN® 330MPX ELECTRIC

Engine-Driven Welder/Generator

The Ranger 330MPX has a modern design and advanced features that allow this machine to streamline welding operations and improve efficiency at the job site.

Features:

- Easy-to-use Digital User Interface
- Full Suite of Smart Features
- Clean AC Generator Power

PART# LNCK3459-1



Rated Output:
250A / 30 VAC / 40%
200A / 28 VAC / 60%
Output Range: 80V
Generator Output:
11,500 Peak/10,000
Continuous
Dimensions (HxWxD):
26" x 20" x 36"
Weight: 446 lbs.

Engine Specs: Kohler, 2 Cylinder,
4 Cycle, OHV, Air-Cooled, Gasoline
Engine, Aluminum Alloy Block
with Cast Iron Liners, Electric Fuel
Pump, 25 HP @ 3600 RPM

 Chopper Technology®

RANGER® LINCOLN® 260MPX™ ELECTRIC

Engine Driven Welder w/Electrical Fuel Pump

PART# LNCK3458-1

Processes: Stick, TIG,
MIG, Flux-Cored



Rated Output:
260A DC/26V/100%
Output Range:
Maximum Output:
260A/26V/100%
IEC Rating:DC Stick:
231A/29.2V/100%
DC TIG: 260A/20.4V/100%
DC Constant Voltage:
253A/26.7V/100%

Generator output:
10,000W Peak
9,500W Continuous
Engine: 23.5 HP Kohler OHV
Command CH730 Gasoline
HP & Speed: 23.5@3,600
Dimensions: 26" X 20" X 36"

RANGER AIR 260MPX Multi-Function Engine Drive

LINCOLN® ELECTRIC

- The Vanair® rotary screw air compressor delivers instant 40CFM @ 150 PSI, generating up to 30% more air power compared to other machines in its class.
- 9KW of clean continuous AC generator power accommodates a variety of tools and equipment, allows you to power tools while welding and with less than 5% total harmonic distortion (THD) you can operate sensitive electronics, like laptops.
- Capability to jump and charge 12V and 24V batteries on the jobsite.
- Stick, TIG, MIG, Flux-Cored and direct connect spool gun with a 260A/26V/100% duty cycle so the operator can tackle a variety of applications.

PART# LNCK5238-1

Rated Output:
CC-Stick: 231A/29.2V/100%
Touch-Start TIG: 260A/20.4V/100%
CV-Wire: 253A/26.7V/100%
Output Range:
CC-Stick: 35A - 260A
Touch-Start TIG: 25 - 260A
CV-Wire: 35 - 260A
Generator output:
11,500W Peak / 9,000W Continuous
Engine: Kohler OHV Command ECH749
HP & Speed: 26.5@3,600



REMOTE CONTROL KIT 100' Cable

Remote Output Control for Stick operation. Contains switch, receptacle, remote control rheostat. Easy field installation

- SA-250
- Classic II
- Classic 300G
- Classic 300D

PART# LNCK924-4



LINCOLN
ELECTRIC

LARGE - RED - FLAME RETARDANT CANVAS COVER

For use with the Ranger 250 GXT, Ranger 250 and Ranger 250 LPG, & Ranger 305 G

PART# LNCK886-2



LINCOLN
ELECTRIC

BALLISTIC NYLON COVER

• A flame retardant, mildew resistant, and water repellent cover to protect the engine drive when not in use.
• Compatible with Ranger® 260MPX and 330MPX models.

PART# LNCK3588-1



LINCOLN
ELECTRIC

FRONTIER® 400X PIPE

Diesel Engine Driven Welder Generator

The Frontier 400X Pipe diesel engine driven welder/generator breaks the boundaries of pipeline welding innovation - delivering a versatile, next generation system for your go-to choice on the right-of-way.

PART# LNCK3485-1

- Up to 400 amps of weld output and 11 kW of auxiliary power to provide plenty of output in a compact and quiet package.
- Features basic CC and CV modes, plus specialized modes to support mechanized and pulse welding applications.
- Change weld parameters at the arc without an additional control cable
- 24.7 hp, turbocharged Perkins® diesel engine provides reliable cold-weather starting and high altitude performance.

Rated Output:
IEC Rating - 325A / 33V / 100%
Max Rating - 400A / 26V / 60%
Net Weight: 1035 lbs.
Dimensions: 35.9" x 25.3" x 60"
Output Range:
Stick / Pipe: 30 - 400 Amps
DC TIG: 5 - 400 Amps
MIG / FCAW: 10 - 45 Volts
Arc Gouging: 60 - 400 Amps
AC Generator Auxiliary Power:
Single Phase: 10 kW Continuous,
11.5 kW Peak, 120V/240V @ 60 Hz
Three Phase: 11 kW Continuous,
12.5 kW Peak, 240V @ 60 Hz

ASK US ABOUT
LINCOLN
ELECTRIC
Capital™ Financing



LINCOLN
ELECTRIC

LINCOLN
ELECTRIC

REMOTE CONTROL

Portable current control provides the same dial range as the current control on the welder. 100 ft. cable length.

PART# LNCK857-1

For use with: Ranger 250 GXT, Ranger 305 G, 305 LPG, 305 D, Vantage 300, 400, 500, Air Vantage 500



POWER CORD ADAPTER

- 4 ft. long 8/3 power cord adapter



PART# CBL8/3-PCA

DIRECT
WIRE & CABLE

CROSS COUNTRY® 300 Diesel Engine Driven Welder - Kubota® V1505

The Cross Country 300 keeps the operation simple with intuitive constant current (CC), constant voltage (CV) and TIG mode control. This enables the user to easily change over from stick to wire to TIG welding processes.

- It's All About the Arc - Tuned by pipeline welders for pipeline welders
- Compact design will fit any truck
- Easy To Use - Dual controls are designed for pipeline welding
- Flexible - Supports DC stick, wire and TIG processes
- Up to 11kW/3Ph generator power

PART# LNCK4166-1

Rated DC Output Current/
Voltage/Duty Cycle:
DC Pipe Current: 300A/32V/100%
Output Range:
Range: 40 to 300 Amps
Touch Start TIG™
250A/30V/100%
Range: 20-250 Amps
Generator Output:
12,500 W peak / 11,000 W
Dimensions: 31.9"x25.3"x56.0"
Engine Type: Kubota® V1505 Engine
EPA Tier 4 Final
Cylinders: 4 Weight: 1,034 lbs.



LINCOLN
ELECTRIC

Kubota
DIESEL



MAVERICK® 325X

Engine Driven Welder / Generator

The Maverick® 325X is an advanced engine-driven welder with the perfect combination of size, performance, and innovation. This best-in-class arc welding machine provides substantial power and promotes fuel savings with variable engine RPM and auto start/stop capabilities. In addition, the machine boasts an advanced user interface on a heavy-duty 4.6" weatherproof LCD screen. The machine also features CrossLinc® technology, which allows the adjustment of machine output at the arc to promote productivity, site safety, and overall weld quality.

PART# LNCK3581-1

- Plenty of jobsite power with 325A of welding output and 10 kW of clean, single-phase power.
- A multi-process workhorse with specialized stick, wire welding, and direct-connect spool gun capabilities for all your jobsite needs.
- Durable, 4.6 inch digital display for full machine control - including process setup, maintenance reminders, and PIN authorization.
- CrossLinc® Enabled - Change welding parameters at the art without an additional control cable - helping to increase productivity, promote safety, and improve weld quality.

Processes: SMAW (Stick), FCAW (Flux-Cored), GMAW (MIG), GTAW (TIG), CAC-A (Arc Gouging)

Engine: 3 Cylinder 24.8 hp (18.5 kW), Naturally Aspirated Water, Cooled Diesel Engine



LINCOLN®
ELECTRIC
Kubota

Rated Output:
IEC Rating -
325A / 33V / 100%,
350A / 34V / 60%,
Max Rating -
400V / 29V / 60%
Output Range:
Stick / Pipe: 35 - 400 Amps
DC TIG: 25 - 250 Amps
MIG / FCAW: 13 - 40 Volts
Arc Gouging: 60 - 400 Amps
Open Circuit Voltage:
Peak 80 OCV @ 3600 RPM
Dimensions: 30.4" x 21.3" x 52.0"
Weight: 750 lbs.

DIESEL



THE LINCOLN ELECTRIC GREEN INITIATIVE
Engine Emissions Standards
EPA Tier 4 Compliant
www.lincolnelectric.com/green

WELDING EQUIPMENT



STARTING FLUID

For contractors, truckers, motorists, farmers, powers, saw operators, gardeners, aviators and many others

PART# HOT070-516

11 fl.oz. can



INKZALL BLACK FINE POINT MARKER


INKZALL™ Jobsite Markers feature clog resistant tips and the ability to write through dusty, wet or oily surfaces.

- Built-In Hard Hat Storage Clip
- Ink Dries in Seconds
- Fine Point

PART# MLW48-22-3100



TIG, STICK & MILLERMATIC CALCULATORS



Shielded Metal Arc Welding (Stick)
PART# MLR171087

Gas Tungsten Arc Welding (TIG)
PART# MLR171086

Gas Metal Arc Welding (MIG)
PART# MLR086446

VANTAGE® 322

Engine Driven Welder - Kubota®

The quiet, compact Vantage® 322 welder is an ideal choice for construction teams, pipe rig owners and rental fleet managers. Its Multi-Process capabilities allow for many different applications, all from just one machine. Select the Vantage 322 for its compact build, multi-process capabilities, and excellent value.

Top Features

- Stainless steel panels offer added durability
- Select one of five welding process modes
- Plenty of AC Generator power
- Tier 4 Final Kubota® diesel engine

Processes

Stick, TIG, MIG, Flux-Cored, Gouging

Engine: 22 HP@1800 RPM, Kubota® V1505 (Diesel), 4-Cylinder, naturally aspirated water-cooled, runs smooth and quiet.

PART# LNCK2409-5



Kubota **LINCOLN®**
ELECTRIC

Rated Output @ 104°F (40°C):
Current/Voltage/Duty Cycle
300A/32V/100% IEC
400A/23V/100% Max
Output Range:
30-400A DC
40-300A Pipe
20-250A DC TIG
14-32V CV
90-300A Gouge
Generator Output:
3-PH: 12.5 kW peak, 11.0 kW cont.
1-PH: 11.5 kW peak, 10.0 kW cont.
Engine Type: Kubota V1505
EPA Tier 4 Final Compliant
Cylinders: 4
Dimensions:
(H X W X D) 35.9 in x 25.3 in x 60 in
(913 mm x 642 mm x 1524 mm)
Weight: 1035.00 (469.48 kg)

DIESEL

ASK US ABOUT
LINCOLN®
ELECTRIC
Capital™ Financing



Chopper Technology®



THE LINCOLN ELECTRIC GREEN INITIATIVE
Engine Emissions Standards
EPA Tier 4 Compliant
www.lincolnelectric.com/green

PORTABLE WIRE FEEDER

LN-25X w/CrossLinc® & TVT™

The LN-25X wire feeder with CrossLinc® and True Voltage Technology™ (TVT™) helps you get the job done with drastically less movement.

- Portable and light weight field construction wire feeder
- CrossLinc technology provides voltage control on the feeder when paired with a CrossLinc compatible power source. No control cables are needed.
- TVT compensates for voltage drop across long weld cable lengths, allowing you to weld with the voltage you set at the feeder
- Up to 44-lb spool capacity

PART# LNCK4267-3


Includes: Internal Contactor, Gas Solenoid, Flowmeter, Arc Sensing Lead & Clip, 15 ft. (4.5 m) 2 Gun Bushings (K1500-2 installed; K1500-1 loose)



LINCOLN
ELECTRIC



CROSSLINC®
CrossLinc Technology
Communicates Settings Directly
Over The Weld Cables.



LINCOLN
ELECTRIC

KOHLER® TUNE UP KIT

The Kohler Tune Up Kit provides all the necessary components for routine maintenance on your engine drive. Compatible with Ranger® 225, 250 GXT, 305 G, 305 LPG, 305 G EFI, 260MPX and 330MPX models

PART# LNCK3494-1

Includes: (2) spark plugs, (1) fuel filter, (1) air filter, (1) oil filter, (2) 1 Qt. 10W 30 Oil



PORTABLE WIRE FEEDER

(No Flowmeter, Tweco)
LN-25X w/CrossLinc® & TVT™

- Reduce job site clutter by removing cumbersome control cables
- Eliminate unnecessary movement of personnel across the worksite
- Eliminate the need to drag control cables around the site
- Full voltage control at the feeder results in the correct settings for every weld

PART# LNCK4267-2



Includes: Internal Contactor, Gas Solenoid, Flowmeter, Arc Sensing Lead & Clip, 15 ft. (4.5 m) 2 Gun Bushings (K1500-2 installed; K1500-1 loose)

PROFAX

SUITCASE WIRE FEEDER

- Trigger hold (reduces operator fatigue on longer welds)
- 15' sensor lead with disconnect & Lenco MG-180 clamp
- 3' of 3/0 AWG input cable with Lenco LC-40HD male connector
- High impact latching case with folding handle & removable legs
- High/low wire feed speed selector switch
- .035 / .045 solid wire drive rolls included.
- Accepts Miller® style gun connection
- CC/CV mode selector switch
- Digital LED meters
- Wire jog button
- Gas purge button
- Resettable circuit breaker
- 3 Year Warranty

PART# PRFPRO-1VS

Input Power:
Open Circuit Voltage & Arc 14-100V DC
Input Welding
Circuit Range:
400A @ 60% Duty Cycle
Electrode Wire Size
Capacity: 12" (304mm)
Wire Feed Speed:
60 - 800 IPM (1.52 - 20.32m/min)
Gas Inlet: 5/8"-18RH Female



PROFAX

15' SELF SHIELD FLUX CORE GUN

- Economical replacement components including liner
- Adapter kits available for most models of feeders
- 450 amps / 60% duty cycle
- Wide variety of wire sizes
- Easy field repair

PART# PRF1150-15



Does not come with gun.

WELDING CABLE

- Tough and durable neoprene jacket
- Abrasive resistant
- Oil resistant



SIZE	PART#
#1	CBL1-BULK
#1/0	CBL1/0-BULK
#2	CBL2-BULK
#2 Double	CBL2-DUAL-BULK
#2/0	CBL2/0-BULK

ARC STAR™

Revolution Lead Reels

- Stays connected to the welder at all times. "Live Reel Setup"
- Vented spool design allows for free air flow over your head to aid in cooling
- Heavy-duty manual friction brake is adjustable, allows the user to set tension and prevents free spooling of leads during roll out



- Locking pull pins secure cables while not in use
- Comes standard with 400 Amp spool isolators
- Replacement parts available
- Heavy-duty, all-steel construction
- Powder coated for lasting finish
- Ball bearing spools
- All hardware is zinc-coated Grade 5 steel



DOUBLE REEL FIXED BASE
PART# TECASCRFBD10



DOUBLE REEL SWIVEL BASE
PART# TECASCRSBD10



SET OF 2 FIXED BASE
PART# TECASCRFBSET10

CABLE CONNECTORS



Female Terminal Angled

CABLE SIZE	PART#
4,2,1	LEN08010
1/0,2/0,3/0	LEN08030



Female Terminal Straight

CABLE SIZE	PART#
1/0,2/0,3/0	LEN08040



Male Connectors

CABLE SIZE	PART#	MODEL #
4,2,1	LEN05043	LC-10 Male
1/0,2/0,3/0	LEN05053	LC-40 Male



Female Connectors

CABLE SIZE	PART#	MODEL #
4,2,1	LEN05046	LC-10 Female
1/0,2/0,3/0	LEN05056	LC-40 Female

ARC WELDING ELECTRODES

5 lb Packages - Carbon Steel



E6011

For deep penetrating welds in all position

DIA.	PART#
1/8"	WMS6011-1/8-5
3/32"	WMS6011-3/32-5
5/32"	WMS6011-5/32-5

E7014

The iron powder covering yields a high deposition rate

DIA.	PART#
1/8"	WMS7014-1/8-5
3/32"	WMS7014-3/32-5
5/32"	WMS7014-5/32-5

E6013

Medium penetrating arc for general purpose

DIA.	PART#
1/8"	WMS6013-1/8-5
3/32"	WMS6013-3/32-5
5/32"	WMS6013-5/32-5

E7018

Iron powder low hydrogen type electrode excellent mechanical properties

DIA.	PART#
1/8"	WMS7018-1/8-5
3/32"	WMS7018-3/32-5
5/32"	WMS7018-5/32-5

PRE-CUT PACKAGED WELDING CABLE

Oil Resistant. Abrasive Resistant. Tough & Durable Neoprene Jacket.



SIZE	PART#
#4 x 25 ft	CBL4-25
#4 x 50 ft	CBL4-50
#2 x 25 ft	CBL2-25
#2 x 50 ft	CBL2-50
#2 x 100 ft	CBL2-100
#1 x 25 ft	CBL1-25
#1 x 50 ft	CBL1-50
#1 x 100 ft	CBL1-100
#1/0 x 50 ft	CBL1/0-50
#1/0 x 100 ft	CBL1/0-100

Red Cable

#1 x 50 ft	CBLRED-1-50
#1 x 100 ft	CBLRED-1-100



WELDING HELMETS



MAGNIFYING WELDING GLASS



DIOPTERS	PART#
1.00	TMO475-03801
1.25	TMO475-03802
1.50	TMO475-03803
1.75	TMO475-03804
2.00	TMO475-03805
2.25	TMO475-03806
2.50	TMO475-03807
3.00	TMO475-03808



BLACK MP-10™ WELDING HELMET

Passive, Non-Auto Darkening

- Easily upgradeable to an auto-darkening lens
 - Passive shade #10 lens
- PART# MLR238497



DIGITAL PERFORMANCE™

ClearLight™ 2.0 Auto-Darkening Hood

An excellent mid-range helmet designed for most welding applications. Digital controls for easy adjustments. Redesigned headgear for better fit and comfort.



- 7.22sq in viewing field.
 - Variable shades from #8 - 13
 - 3 arc sensors
- PART# MLR289842

ClearLight™ 2.0 Lens Technology provides advanced high definition optics for the most realistic view that's clearer and brighter - before, during and after every weld.



CLASSIC METAL MATRIX™ Auto-Darkening Welding Helmet

- Features ClearLight™ Lens Technology
- Three operating modes: weld, cut & grind

Lens Shades: Variable: Cut: 5-8 Weld: 8-13 Viewing Field: 5.15" Arc Sensors: 2 Weight: 1 lb.



PART# MLR288519

HELMET BAG with Miller Logo

Drawstring closure, ultra-soft inside liner, and convenient exterior storage pouch

PART# MLR770250



HELMET & GEAR BAG

TILLMAN™

- Made from tough 600Denier coated polyester
 - Larger center compartment with drawstring closure for helmets
 - Includes front pocket with hook & loop closure, two mesh side pockets, and shoulder carrying strap
- PART# TIL520



DIGITAL ELITE™ SERIES

ClearLight™ 2.0 Auto Darkening Hoods

- Operating Modes and Shades Weld (8 - 13), Cut (5 - 8), Grind (3) Light State 3.0
- Switching Speed 1/25,000 second
- Certifications ANSI Z87.1+, CSA, CE
- Viewing Area 9.2 sq. in.
- Optical Clarity 1/1/1/2
- TIG Rating 5 amps
- 4 Sensors
- Weight 18 oz.



Raptor

PART# MLR289768

Black

PART# MLR289755

Stars & Stripes III

PART# MLR289759

ClearLight™ 2.0 Lens Technology provides advanced high definition optics for the most realistic view that's clearer and brighter - before, during and after every weld.

JACKSON™

WM951P 900 SERIES PASSIVE WELDING HELMET

- Lightweight and durable, washable, thermoplastic shell
 - 4" x 5-1/4" viewing area
 - Shade 10 lens
- PART# KED14535



951P

HUNTSMAN

LEATHER LIFT-FRONT HOOD

- Tough, pliable, breathable leather covering
- 2" x 4-1/4" viewing area with lift-front lens holder
- Shade 10 lens

PART# KED14531



860P

DIGITAL INFINITY™ SERIES



ClearLight™ 2.0 Auto Darkening Hoods

- Operating Modes and Shades Weld (8 - 13), Cut (5 - 8), Grind (3), X-Mode™ (8 - 13)
- Switching Speed 1/25,000 second
- Certifications ANSI Z87.1+, CSA, CE
- Viewing Area 13.4 sq. in.
- Optical Clarity 1/1/1/2
- TIG Rating 5 amps
- 4 Sensors
- Weight 21.7 oz.

Black Ops

PART# MLR289715

Stars & Stripes

PART# MLR288420



Black

PART# MLR289714

ClearLight™ 2.0 Lens Technology provides advanced high definition optics for the most realistic view that's clearer and brighter - before, during and after every weld.

Departed

PART# MLR289720

SUPER VISIBILITY FILTER PLATES

2" x 4-1/4"

- Tempered Glass
- Excellent visibility
- Meets ANSI Z87.1
- Resists impact & breakage



LINCOLN ELECTRIC

SHADE	PART#
# 9	LNCKP1981-2
# 10	LNCKP1981-3
# 11	LNCKP1981-4

AUTO DARKENING LENSES 2X4C Series

LINCOLN ELECTRIC



- 4C™ Lens Technology
- Fixed shade dark state for low to medium amperage welding applications
- Shade 3 light state for setup or inspection work
- Compatible with most helmets with 2" x 4.25" cartridges

SHADE	PART#
# 9	LNCKP3777-1
# 10	LNCKP3778-1
# 11	LNCKP3779-1

LINCOLN ELECTRIC

VIKING WELDING HELMETS

REPLACEMENT LENSES Inside/Outside Clear

SERIES TYPE 1740 FRONT LNCKP3043-1

1740

INSIDE LNCKP3283-1

SERIES TYPE 2450 FRONT LNCKP2898-1

2450

INSIDE LNCKP2931-1

SERIES TYPE 1840 FRONT LNCKP3043-1

1840

INSIDE LNCKP2897-1

SERIES TYPE 3350 FRONT LNCKP2898-1

3350

INSIDE LNCKP3044-1



TRUE-COLOR 2" X 4.25" AUTO DARKENING FILTER

weldcote metals

- FIXED SHADE**
- 3.62" X 1.42" view area
 - Switching speed 3/10,000 sec (0.3 ms)
 - Start in shade 3-grind mode



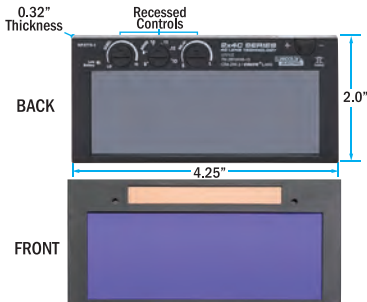
Shade 9 PART# WCM11121 Shade 10 PART# WCM11122

LINCOLN ELECTRIC

2X4C SERIES - VARIABLE SHADE 8-13 AUTO-DARKENING LENS 3.63" x 1.38" Viewing Area

- 4C™ Lens Technology eliminates imperfections and color saturation to create a clear view of the base material, arc & puddle while reducing eye strain.
- Variable shade range of 8 - 13 for personalized shade control and seamless welding application changes
- Shade 3 light state for setup or inspection work
- Variable sensitivity for optimal lens performance based on application
- Hassle free 2 year warranty
- Replaceable batteries

PART# LNCKP3775-1



AUTO DARKENING WELDING HELMETS

Steel Works Series - 9-13 Shade Auto Darkening

- 3.86" x 1.73" viewing area
- Internal 9 to 13 variable shade adjustment
- Adjustable sensitivity and delay adjustments
- High quality lens performance

- Solar powered with replaceable AAA battery backup
- Auto On/Off
- 6-point adjustable headgear
- Magnifying (cheater) lens compatible

Stars & Stripes

PART# IWDWMSSVS9-13

Camo
PART# IWDWMC8VS9-13H

Red Flame
PART# IWDWMRF8VS9-13H

Blue Flame
PART# IWDWMBF8VS9-13H

Racing Stripes
PART# IWDWMRS8VS9-13H

Eagle
PART# IWDWME8VS9-13H

Black
PART# IWDWM8VS9-13H



SENTINEL A60 Auto Darkening Welding Helmet



- Four hyper-acting arc-detection sensors for automatic light recognition in any work environment
- 40% larger viewing area (4.65 in. x 2.80 in.)
- 3/5-13 shade range adjustable in half-value digital increments
- Reengineered ADF delivers a perfect 1/1/1 EN optical clarity at every angle

PART# ESB0700600806



Replacement Lens

Front Cover - Clear

PART# ESB0700000802

Front Cover - Amber (Shown)

PART# ESB0700000803

Inside Cover Lens

PART# ESB0700000808



Pack of 5

LINCOLN® ELECTRIC

VIKING™ WELDING HELMET 1740 Series Auto-Darkening

Lens Shades Variable:
DIN 9 - 13
Viewing Area: 3.78" x 1.67"
Arc Sensors: 2
Weight: 18.6 oz.

PART# LNCK3282-3



LINCOLN® ELECTRIC

VIKING™ WELDING HELMET 2450D Series Auto-Darkening

Lens Shades Variable:
DIN 6 - 13
Viewing Area: 3.82" x 2.44"
Arc Sensors: 4
Weight: 20 oz.

PART# LNCK3230-3



JACKSON® SAFETY BRAND

FLIP FRONT - 2"X4¼" LENS WELDING HELMETS Shadow Style Black WEM HSL-2

PART# JAC14982



JACKSON® SAFETY BRAND

4½" X 5¼" LENS WELDING HELMETS Shadow Style Black WM HSL-100 PART# JAC14975

Blue HSL-100B
PART# JAC14976



VIKING® LINCOLN® 3250D FGS™ ELECTRIC

Welding Helmet - 12.5 Sq. In. View Area

- Integrated clear grind shield with anti-fog coating
- Exclusive 4C™ Lens Technology reduces color saturation, improves clarity and reduces eye strain
- Perfect Optical Clarity eliminates blurriness and distortion while maintaining an even shade
- Shade 5 side windows notably increase peripheral vision
- Extra large auto darkening display offers a wide screen view

PART# LNCK3540-3

Optical Clarity:
1/1/1/1
Lens Shades:
Variable:
Digital:
5 to 13
Viewing Area:
2.95" x 4.25"
Arc Sensors: 4
Weight: 28 oz.



Includes: Helmet Bag,
Bandana, Side Window
Covers & Extra Cover
Lenses

VIKING™ 3350 SERIES Auto-Darkening Welding Helmets - 12.5 Sq. In. View Area

LINCOLN® ELECTRIC

The VIKING 3350, our top-of-the-line helmet series, provides the best optical clarity available in a welding helmet today and the largest viewing area in its class. All Day Comfort - Innovative X6 Headgear distributes weight, reduces pressure and optimizes balance.

- Industry Leading Optics - 4C™ Lens Technology, 1/1/1/1 Optical Clarity and extra large 12.5 sq. inch viewing area.
- Increased Productivity - External low profile grind control

Code Red

PART# LNCK4034-4

Lens Shades:
Variable: DIN 6 - 13
Viewing Area:
3.74" x 3.34"
Arc Sensors: 4
Weight: 20 oz.



NEW FEATURE!
External Low Profile
Grind Control Button

SWITCHING MODES MADE EASY

Press and hold for 3 seconds to switch between weld and grind modes



Black
PART# LNCK3034-4

Includes: Sport-pak style helmet
bag, & Foose® bandana

BLACK SUPER VIEW Auto-Darkening Helmet



- 3.82" X 3.19" viewing area
- Real View 2.5 Technology
- DIN rating 1/1/1/2
- 1/25000
- Darkening speed
- Dual range shade control: 5-8, 9-13

PART# IWDWEMBSV



LINCOLN® ELECTRIC

VIKING® WELDING HELMETS

4C™ LENS TECHNOLOGY A VISION FOR BETTER WELDS

4C™ technology is ideal for a range of industries such as general fabrication, power generation, shipbuilding, structural, offshore and pipeline that use multiple welding processes, including Stick, MIG and TIG. Whatever the task at hand, 4C™ technology gives you a clear view to productivity and quality. Improves visibility and reduces eye strain by minimizing the traditional lime green coloring in the helmet view screen.

Previous Optical Clarity



New 4C Optical Clarity



HUNTSMAN

THERMOPLASTIC LIFT FRONT WELDING HOOD

- Lightweight and durable, washable shell
- 2" x 4-1/4" fixed viewing area
- Shade 10 lens

PART# KED14534



930P

HUNTSMAN

VULCANIZED FIBER HOOD

- Heat-resistant vulcanized fiber shell
- 2" x 4-1/4" fixed viewing area with aluminum frame filter plate holder
- Shade 10 lens

PART# KED14527



411P

WELD-MASK™ Miller

Auto-Darkening Goggles

- Use for: gas welding & cutting, MIG, TIG, stick
- Ideal for use with hard hats
- Supplied with Rx/ Magnifying lens frame
- Shades 5, 7, 9, 11, & 13 (light state shade 3)

PART# MLR267370



Replacement Lens

PART# MLR267420



JACKSON SAFETY Helmets WELDING HELMET

HSL-1 - Black

- 2"x4.25" Shade 10 lens
- Mounted on the 'Stubby', a short-billed hard hat
- Shadow meets ANSI Z87.1, CSA Z94.3

PART# JAC14979



HEAD GEAR MOUNTING BLADES

#187-S

PART# JAC15968



REPLACEMENT BATTERIES

CR2450 For use with Miller Performance, Elite, XLI, XLIx Series & Jackson NexGen Helmets



Miller PART# MLR217043



JACKSON PART# JAC15984

HUNTSMAN

VULCANIZED LIFT FRONT FIBER HOOD

- Heat-resistant shell
- 2" x 4" viewing area
- Shade 10 lens

PART# KED14528



430P

HUNTSMAN

VULCANIZED QUICK-SLIDE FIBER HOOD

- Heat-resistant vulcanized fiber shell
- 2" x 4-1/2" viewing area
- Shade 10 lens

PART# KED14532



490P

uvex LENS CLEANING TOWELETTES

Dispenser box of 100 lens cleaning towelettes

PART# UVX468



FIBRE-METAL WELDING HOODS

A North Safety Products Brand

Pipeliner

Rubber Headgear PART# FIB110-P-WE

Pipeliner Hood with Ratchet Headgear PART# FIB110-WE

Black
With Speedy Loop Headgear PART# FIB5906-BK



OMNI PLASTIC - 2"X4-1/4" MAG WELDING LENSES

MAGNIFICATION PART#

1.00 TM01080701

1.25 TM01080702


1.50 TM01080703

1.75 TM01080704

2.00 TM01080705

2.25 TM01080706

2.50 TM01080707



Z MODEL PANCAKE WELDING HOODS

Wendy's Pancake Shields



- Tested/Complies with A.N.S.I. Z87.1 standards
- Pocket depth of 3/8" lenseholder
- 2x4 lens capability

Left Handed

PART# WPHZ-LH-BLACK

Right Handed

PART# WPHZ-RH-BLACK



SWEATBAND
For Suspension Helmet



- Absorbent air cushioned layer lined with 100% fleece cotton
- Flame retardant
- Snapping system

PART# ANCSB-320V



SHEEP SKIN SWEAT BANDS



For use on Welding Helmets or Face Shield
Front Pad - No hole

PART# ANCSB-888



WELDING & SAFETY GOGGLES



Welding
IRUV 5.0 Anti Fog
PART# JAC20529



Safety
Clear Anti Fog
PART# JAC20525
Smoke Anti Fog
PART# JAC20526


FIBRE-METAL HOOD ACCESSORIES

A North Safety Products Brand

A. Rubber Band
PART# FIB1-CP

B. Ratchet
PART# FIB3C

C. Hard Hat Adapter
PART# FIB5000



Miller **ARCARMOR**
WELDING PROTECTION

REPLACEMENT LENSES

SERIES TYPE	PART# FRONT	SERIES TYPE	PART# FRONT
Digital Pro-Hobby	MLR231411	Digital Elite	MLR216326
	INSIDE MLR231410		INSIDE MLR216327
Digital Performance	FRONT MLR231921	Infinity	FRONT MLR271320
	INSIDE MLR770237		INSIDE MLR271319



Headgear
PART# MLR271325



REPLACEMENT HEADGEAR



- Patented Zahnlok™ adjustment system
- Plastic headgear
- 117 nylon ratchet

PART# KED14556



370 HEADGEAR



For use with HaloX, HSL Series & Nitro Series welding helmets.

- Oversized ratchet with soft rubber grip
- Removeable comfort cradle
- 3-position slider adjusts lens distance from eyes
- Crown strap adjustment

PART# JAC20696



GOLD PLATED POLYCARBONATE FILTER LENSES

SHADE	PART#
4 1/2" X 5 1/4"	
# 9	TM0475-53751
# 10	TM0475-53752
# 11	TM0475-53754



SHADE	PART#
2" X 4 1/4"	
# 8	TM0475-03750
# 9	TM0475-03751
# 10	TM0475-03752
# 11	TM0475-03753
# 12	TM0475-03754



WELDING & SAFETY LENSES
Shaded Glass

2" X 4-1/4"


SHADE	PART#
4	TM0475-03601
5	TM0475-03602
8	TM0475-03605
9	TM0475-03606
10	TM0475-03607
11	TM0475-03608
12	TM0475-03609

4-1/4" X 5-1/4"

SHADE	PART#
8	TM0475-53605
9	TM0475-53580
10	TM0475-53585
11	TM0475-53590
12	TM0475-53609

Clear Plastic
2" X 4-1/4"-10pk
PART# TM0475-03565

4-1/2" X 5-1/4"
-5pk
PART# TM0475-53565



Passes ANSI & Federal impact and Presentation tests.



COVER LENS KITS
5 pack



SERIES TYPE	PART# FRONT
Steel Works	IWDWMFC15
	INSIDE IWDWMIC725G

Pro	PART# FRONT
	IWDWEMWFC45
	INSIDE IWDWEMIC45

Super View	PART# FRONT
	IWDWMIC725G
	INSIDE IWDWEMSV45

HELMET SWEATBAND

- Absorbent with thick cushioning
- For use with non-suspension headgear



PART# REVBC5SB-BK

JOB SITE TOOL BAG

- Over 20 separate pockets
- Unzipped, the bag has an opening of 12" x 18.5"
- Padded shoulder strap

PART# MLR228028



POWER & HAND TOOLS

3 WATT LED 300 LUMEN WORK LIGHT



- 250 Lumen Telescopic body light
- Powered by 4 (AAA) (not included)
- Magnetic Base **PART#** EXT08-00624
- Aluminum body



1/2" IMPACT WRENCH



The 1/2" Impact Wrench with Rocker Switch and Detent Pin Socket Retention is designed to maximize your productivity.

- Powerful 7.0A motor
- AC/DC rocker switch
- Detent pin
- 8ft fixed rubber cord

PART# MLW9070-20



Length: 11-5/8"
Weight: 6.0 lbs.
Voltage: 120 AC/DC
Cord Type: 8' fixed
No Load Speed: 1800 RPM
No Load IPM: 2600
Peak Torque: 300ft lbs.
Anvil Size & Type:
1/2" square-pin detent

HEAVY DUTY 1/2" MAGNUM DRILL



Powerful 5.5 A motor
PART# MLW0234-6



2" CHIP & UTILITY BRUSH



100% natural bristles
PART# ADV89698



SOAPSTONE HOLDERS With Stone

Flat
PART# FWS800-00357

Round
PART# FWS800-00350

Replacement Stones

Flat
PART# IWD800-00358

Round
PART# IWD800-00355



DURACELL



SUPER PREMIUM ALKALINE BATTERIES

PART#

CR 2032	1 pack	DURDL2032-1
9V	1 pack	DURMN1604B1Z
AA	4 pack	DURMN1500B4Z
AAA	4 pack	DURMN2400B4Z

18V LXT® / 12V MAX CXT® LITHIUM-ION CORDLESS BLUETOOTH® JOB SITE SPEAKER



- Up to 32 hours of continuous operation in auxiliary mode and 31 hours with Bluetooth function enabled*
- Features one auxiliary port for MP3 compatibility and one USB port for charging mobile devices
- Weighs only 7.2 lbs. with battery (battery not included)
- Compatible with Makita 12V max CXT® and 18V LXT® batteries



PART# MAKXR008B

18V LITHIUM-ION BATTERY



for Makita® Cordless Power Tools

- Compatible only with Makita 18V Lithium-Ion tools with Star Symbol™ and/or Yellow Battery Receivers
- Reaches full charge in 45 minutes
PART# MAKBL1850B



BATTERY CHARGER

Industry leading charge times of 15 min. (Compact Battery) & 30 min. (LXT® Battery)

PART# MAKDC18RC



Makita "STUBBY" FINDER/DRIVER™

Shortened model for tighter work spaces.

PART# MAK784811-A

Includes: 1 ea. #2 phillips bit & '6-8' slotted insert bit



Makita 18V LXT® LITHIUM-ION CORDLESS 1/2" HAMMER DRIVER-DRILL

• Makita-built 4-pole motor delivers 530 in. lbs. of Max Torque

• Variable 2-speed (0-500 & 0-2,000 RPM) (0-7,500 & 0-30,000 BPM) for drilling, driving and hammer

• Tool only (battery and charger not included) **PART#** MAKXP12Z



Makita
1" ROTARY HAMMER



- 3-Modes of operation: Rotation Only, Hammering only, and Hammering with Rotation
- Chisel Rotates 360° with 40 different locking positions
- One-touch sliding chuck

Capacity (concrete): 1"
Capacity (steel): 1/2"
Capacity (wood): 1-1/4"
No load speed: 0-1,100 rpm
Blows per minute: 0-4,500 bpm
Impact energy: 2ft lbs.
Amps: 7
Bit type: SDS-Plus

PART# MAKHR2475

Includes: Side Handle, Depth Gauge, & Tool Case

VARIABLE SPEED, REVERSIBLE 1/2" DRILL



- Heavy duty 1/2" drill chuck
- Variable speed for controlled drilling (0-550RPM)
- Powerful 6.5A motor

PART# MAK6302H

Makita
2PC COMBO KIT
18V, LXT® Lith-Ion Brushless Cordless

- Impact Driver - 1,500 in.lbs. of max torque
- 1/2" Hammer Driver-Drill - motor delivers 530 in.lbs. of max torque

PART# MAKXT269M



Includes: (2) 18V batteries, rapid charger, and case

VARIABLE SPEED, REVERSIBLE 3/8" DRILL



- Keyless chuck
- Large trigger switch
- 4.9 AMP motor (115V)
- Variable speed (0-2,500rpm)
- Large recessed lock-on button
- Capacities: 3/8" Steel; 1" Wood

PART# MAK6408

ELECTRONIC SPEED CONTROL 7" SANDER/POLISHER



- Preset speed setting dial: 600 to 3,000 RPM for maximum control
- Electronic speed control maintains constant speed under load. Easily converts to a sander
- 3 prong plug to prevent static electricity accumulation, Fast and powerful polishing
- Lock-on button
- Variable speed with preset maximum speed dial

PART# MAK9237CX3

Includes: 7" H&L Wool Compound Pad, 7" H&L Blended Polishing Pad, Nylon Tool Bag



3/4" HAMMER DRILL



- Powerful 6.6 amp motor
- 2 modes of operation
- Variable 2-speed (0-1,200 / 0-2,900rpm)

PART# MAKHP2050F

Includes: Side handle, depth gauge, chuck key, & tool case.

18V, X2 (36V) LXT® LI-ION BLOWER KIT with Four Batteries



- Makita-built motor produces a maximum air velocity of 120 MPH
- 6-stage air velocity/volume selection dial with variable speed control trigger
- Weighs only 9.9 lbs. with batteries
- Extreme Protection Technology (XPT™) to provide increased dust and water resistance
- Sound pressure rating of 60.2 dB(A)

Zero emissions and reduced maintenance; no need for gas or oil. No load speed (variable speed) : 11,400 - 21,500 RPM

PART# MAKXBU02PT1



Makita
1/2" SPADE HANDLE DRILL



- Powerful 8.5A motor
- 600 RPM

PART# MAKDS4011

1" X 15' S-HOOK RATCHET TIE-DOWN



- Secure cargo up to 500 lbs
- Pack of 4

PART# ACISL91



1" X 6' S-HOOK CAM BUCKLE TIE-DOWNS



- Secure cargo up to 300 lbs
- 4 pack blister

PART# ACISL27



HARRIS Welco

WELD FILLET GAGE

- Precise measurement system for weld fillets
- Constructed of Rust Proof
- Bend Proof
- 22 Gauge
- Type 304 Steel
- Weighs only 3.5 oz.

PART# TMOMWFG



HAMMER DRILL IMPACT DRIVER WITH FLEXVOLT ADVANTAGE™ COMBO KIT

Includes: (1) DCD999B 20V MAX* 1/2 in Brushless Cordless Hammer Drill/Driver With FLEXVOLT® Advantage™, (1) DCF887 20V MAX* 1/4 in XR® Brushless Cordless Impact Driver, (2) DCB205 20V MAX* Lithium Ion 5.0 Ah battery, (1) DCB118 8 Amp Fast Charger, (2) Belt Hooks, (1) Kit B



PART# DWTDC2100P2



1/2" SPADE HANDLE DRILL

- 9.0Amps, 120V motor
- 0-550rpm provides increased torque

PART# DWTDW130V



DEWALT CORDLESS BLOWER

- 3-speed switch
- Variable speed trigger
- Trigger lock-on
- Lightweight compact design
- Bare tool



PART# DWTDC100B



HEAVY DUTY 1/2" DRILL

- Variable Speed, Reversible; 7.8A; 0-850 rpm
- Two-finger, rubber trigger. 360° side handle

PART# DWTDW235G



DEWALT 20V MAX* LITH ION HIGH TORQUE 1/2" IMPACT WRENCH with Detent Pin Anvil (Tool Only)



1/2" IMPACT WRENCH

- Up to 700 ft-lbs of max torque and 1200 ft-lbs of max breakout torque
- Multi-speed control for a variety of applications (0-400/1,200/1,900 rpm) PART# DWTDCF899B

RECHARGEABLE BATTERIES & CHARGERS

20V Max Lithium Ion

PART# DWTDCB205



20V Max XR® Lithium Ion
PART# DWTDCB206

12V & 20V Max Charger

PART# DWTDCB115



20V/60V MAX* FLEXVOLT 6.0 AH BATTERY

- LED State of Charge
- 4x runtime of 1.5Ah Battery Pack
- 3x the power of 18V Battery

PART# DWTDCB606



DRILL DOCTOR

One chuck sharpens all drill bit sizes from 3/32" to 3/4"

PART# DDR03682

Drill Doctor
The Drill Bit Sharpener



SG- 3/8" ROTARY SPOT WELD CUTTER

- Quickly removes spot welds holding sheet metal
- Can also cut small access holes in sheet metal
- Has double ended 3/8" blade and 1/4" arbor with retractable pilot

PART# ISNSGT18000



Arbor fits all 1/4" drills

1/4" SHANK SHANK LENGTH 1-1/2" MOUNTED STONES



TYPE	SIZE	MAX RPM	PART#
A3	1"x2-3/4"	16,100	ABR27402

A4	1-1/4"x1-1/4"	30,560	ABR27403
----	---------------	--------	----------

A38	1"x1"	34,500	ABR27406
-----	-------	--------	----------

STEP DRILLS ULTRA BIT™ Multi-Diameter



Type 78-UB Gold Oxide

SIZE	PART#
1/8-1/2"	VDT00700

1/4-3/4"	VDT00703
----------	----------



Type 78-ACN Titanium Carbon Nitride Coated

SIZE	PART#
1/4- 1-1/8"	VDT65400

HI-MOLYBDENUM TOOL STEEL DRILLS BITS



- Drills are heat treated at 2185° F and then nitro-carburize finished at 950° F to be Measurably Harder than high speed steel, withstands substantially higher drilling temperatures while maintaining sharpness.
- Special, jobber length, 135° split point, straight shank drill bits.
- Body & clearance are Gold Surface Treated For Maximum Lubricity.

SIZE	PART#	SIZE	PART#
1/16"	VDT05580	1/4"	VDT05700
5/64"	VDT05590	17/64"	VDT05710
3/32"	VDT05600	9/32"	VDT05720
7/64"	VDT05610	19/64"	VDT05730
1/8"	VDT05620	5/16"	VDT05740
9/64"	VDT05630	21/64"	VDT05750
5/32"	VDT05640	11/32"	VDT05760
11/64"	VDT05650	23/64"	VDT05770
3/16"	VDT05660	3/8"	VDT05780
13/64"	VDT05670	25/64"	VDT05790
7/32"	VDT05680	13/32"	VDT05800
15/64"	VDT05690	27/64"	VDT05810



SIZE	PART#
7/16"	VDT05820
29/64"	VDT05830
15/32"	VDT05840
31/64"	VDT05850
1/2"	VDT05860

THRUSTER® SDS PLUS CARBIDE TIPPED BITS



SIZE	PART#
5/32" x 6-1/4"	MAKD-00810-25
3/16" x 4-1/2"	MAKD-00826-25
3/16" x 6-1/4"	MAKD-00832-25
3/16" x 8-1/4"	MAKD-00848-25
7/32" x 6-1/4"	MAKD-00854-25
1/4" x 4-1/2"	MAKD-00860-25
1/4" x 6-1/4"	MAKD-00876-25
1/4" x 8-1/4"	MAKD-00882-25
5/16" x 6-1/4"	MAKD-00907-25
3/8" x 6-1/4"	MAKD-00929-25
3/8" x 12-1/4"	MAKD-00935-25
1/2" x 6-1/4"	MAKD-00963-25
1/2" x 12-1/4"	MAKD-00979-25
5/8" x 8"	MAKD-01002-25

40 PIECE TAP AND DIE SET



- HSS spiral point taps & HSS hex dies sizes: 4-40, 6-32, 8-32, 10-24, 10-32, 12-24, 1/4-20, 1/4-28, 5/16-18, 5/16-24, 3/8-16, 3/8-24, 7/16-14, 7/16-20, 1/2-13 & 1/2-20



PART# VDT35181

7 PC COMBINATION DRILL & TAP



- Combination drill and taps
- Gold surface treatment
- Self-centered helical point
- 8-32, 10-24, 1/4-20, 5/16-18, 3/8-16, 7/16-14, 1/2-13



PART# VDT73990



HOLE EXPANSION SET

- Car Reamer - Fast Spiral Hole Buster™, Super Premium 3 flats on shank



PART# VDT12271

Type 51-UB

DRILL & TAP COMBO Type 34-UB



THREAD	DRILL	PART#
1/4-20	7	VDT51880
1/4-28	3	VDT51890
5/16-18	F	VDT51900
5/16-24	I	VDT51910
3/8-16	5/16	VDT51920
3/8-24	Q	VDT51930

10 PC 240-AL & 420-UB BOLT REMOVAL KIT



Left Hand Drill Sizes: 3/32, 1/8, 3/16, 1/4, & 5/16

Bolt Remover Sizes: EX 1, 2, 3, 4, & 5

PART# VDT58510



HEAVY-DUTY 29 PIECE DRILL SET



- Jobber Length, Heavy-Duty - Surface Treated 135° Split Point Drills
- 1/16" thru 1/2" dia. by 64ths



PART# VDT06102

Type 248-A

8 PIECE DRILL SET 1/2" Shank Silver and Deming



- Special Hi-Molybdenum tool steel. 135° split point
- Sizes larger than 3/4" dia, have 118° split point
- Precision ground point, flutes, clearance & drill dia. Sizes: 9/16 thru 1 inch by 16ths
- Type 280-UB, Ultra Bor Super Premium, 3 Flats on Shank



PART# VDT92400

13 PIECE ULTRA CUT SUPER PREMIUM STEEL DRILL SET



- 135° split point.
- Precision ground point, flutes, body, clearance & drill diameter
- Sizes: 1/16 thru 1/4 by 64ths. Jobber Length
- Gold surface treated



Type 20-UB

PART# VDT44110

29PC - ULTRA CUT SUPER PREMIUM SPECIAL HI-MOLYBDENUM STEEL DRILL SET

- Sizes: 1/16 thru 1/2 by 64ths
- 135° split point



PART# VDT44150



STEEL DRILLS

Ultra Cut Super Premium,
3 Flats on Shank



SIZE	PART#
17/32"	VDT29560
9/16"	VDT29580
5/8"	VDT29620
11/16"	VDT29660
3/4"	VDT29700
13/16"	VDT29740
7/8"	VDT29780
1"	VDT29860



EXTRA LENGTH DRILL BITS

Ultra Bor Super Premium



- Overall Length: 12"
- Flute Length: 9"

Type XGT-UB

SIZE	PART#
1/4"	VDT43090
1/2"	VDT43150

115 PIECE DRILL SET

1/16-1/2 x 64ths + A-Z & 1-60



- Type 240-UB Ultra Bor, Jobber length with super premium 135° split point Black & Gold
- Manufactured in the USA to NAS 907B aerospace specification
- Body and clearance are gold surface treated for maximum lubricity



MECHANICS LENGTH, 3/8" REDUCED SHANK 29 PIECE DRILL BIT SET

- 135° split point
- Ultra bor super premium sizes: 1/16" - 1/2" by 64ths



PART# VDT57950



STOCKING CASE W/ 96PC DRILL ASSORTMENT

- Three closed drawer all-steel cabinet
- 250-UB super premium Ultra Bor drill bits
- Mechanic length with 135° split point
- 3 flats on shanks of 3/16" drill bits & larger

QTY	SIZES
6 each	1/16, 3/32, 1/8, 5/32, 11/64, 3/16, 7/32, 1/4
3 each	5/64, 7/64, 9/64, 13/64, 15/64, 9/32, 5/16, 11/32
2 each	17/64, 21/64, 23/64, 3/8, 25/64, 13/32, 27/64, 7/16, 29/64, 15/32, 1/2
1 each	19/64, 31/64



Type 925

PART# VDT37270

CARBIDE TIPPED HOLE SAWS

The Ultimate Hole Cutting Saw for Thick Steel

For Steel Plate, Iron, Aluminum, Copper, Cast Iron & Stainless Steel up to 1" thick



CT7 Pilot Drill Bit
PART# CCT-CT7-PILOT

SIZE	PART#
5/8"	CCT-CT7-5/8
11/16"	CCT-CT7-11/16
3/4"	CCT-CT7-3/4
13/16"	CCT-CT7-13/16
7/8"	CCT-CT7-7/8
15/16"	CCT-CT7-15/16

SIZE	PART#
1"	CCT-CT7-1
1-1/16"	CCT-CT7-1-1/16
1-1/8"	CCT-CT7-1-1/8
1-3/16"	CCT-CT7-1-3/16
1-1/4"	CCT-CT7-1-1/4
1-3/8"	CCT-CT7-1-3/8

HAND TOOLS



Pliers
Ironworker's Pliers
with wire cutter

7" PART# KLND2000-7CST

Diagonal Cutters



7" PART# KLND2000-48



9" PART# KLND2000-9ST



9" PART# KLND248-9ST

WATER PUMP PLIERS

Alligator®

SIZE	PART#
7 1/4"	KN18801180SBA
10"	KN18801250SBA
12"	KN18801300SBA

Cobra®

SIZE	PART#
4"	KN18700100SBA
7 1/4"	KN18701180SBA
10"	KN18702250SBA
12"	KN18701300SBA



2 PIECE MINI PLIERS

in Belt Pouch

- Includes 1 each of: 6-1/4" Diagonal Cutter, 6" Cobra® Pliers
- Made of durable polyester fabric
- Pouch holds both tools and includes fabric cover with hook and loop fastener to keep tools secure in pouch
- The mini size of these two tools make them the perfect tools to fit into tight spaces

PART# KNI002072V02



2 PC COBRA® WATER PUMP PLIERS SET

- Includes 1 each of: 7-1/4" Cobra® Water Pump Pliers and 10" Cobra® Water Pump Pliers
- Self-locking on pipes and nuts: no slipping off the workpiece and low hand force required
- Gripping surfaces with special hardened teeth, teeth hardness (approx. 61 HRC): low wear and reliable gripping
- Chrome vanadium electric steel; forged, multi-stage oil-hardened

PART# KNI003210V01US



Steel Construction Tools

Adjustable-Head
Construction Wrench



PART# KLN3239

Broad Head Bull Pin



13.75" Long
PART# KLN3255

10" Long
PART# KLN3256

CHAN NEL LOCK
SPECIALTY TOOLS

908-8.5" Wire Stripper
PART# CNL908



909- 9.5 Crimping Plier
PART# CNL909



3610 - 10.5"XLT Round Nose Lineman's Plier
PART# CNL908



959 - 8.5" Wire Stripper
PART# CNL959



317 - 8" Side Cutting Long Nose Plier
PART# CNL317



337 - 7" Cutting Plier
PART# CNL337



957 - 7" Wire Stripper
PART# CNL957



526 - 6.5" Slip Joint Plier
PART# CNL526



85 - 10.5" Fencing Tool
PART# CNL85



911 - 9.5" Cable Cutting Plier
PART# CNL911



CHAN NEL LOCK

GRIPLOCK® PLIERS

Individual

Special jaw design accommodates many shapes. PERMALOCK® fastener eliminates nut and bolt failure



6" PART# CNLGL6

9 1/2" PART# CNLGL10

12" PART# CNLGL12

GRIPLOCK® Sets

2 Piece set w/ both 9.5" & 12" Pliers
PART# CNLGLS-1

3 Piece set w/ 6", 9.5", & 12" Pliers
PART# CNLGLS-3



Straight Jaw Tongue & Groove Pliers

4-1/2" PART# CNL424

6-1/2" CNL426

9-1/2" CNL420

10" CNL430

12" CNL440

16" CNL460



Adjustable Wrenches

6" PART# CNL806W

8" CNL808W

10" CNL810W

12" CNL812W

15" CNL815



NUTBUSTER®

- 14" Long
- 6 size adjustments
- Make of high-carbon C1080 steel
- Parrot Nose Design ideal for round surfaces
- Unique double tongue & groove
- PermaLock® fastener eliminates nut and bolt failures



PART# CNL414

WELDING PLIERS



Perfect Tool for MIG Welding Applications

- Designed specifically for MIG welding torches
- Performs eight different procedures

PART# WCMSIDEKICK



RIDGID

PIPE WRENCHES

Heavy-Duty Straight

SIZE	CAPACITY	PART#
12"	2"	RGD31015
18"	2-1/2"	RGD31025
24"	3"	RGD31030
36"	5"	RGD31035

Heavy-Duty Straight

SIZE	CAPACITY	PART#
18"	2-1/2"	RGD31100
24"	3"	RGD31105



BI-METAL, 12 X 1/2 X .025 HACK SAW BLADES



Vacuum Heat Treatment for a Higher Edge Hardness than other methods. Tooth hardness Rc 65-67



18 Teeth / inch PART# MORHHCB1218-2

24 Teeth / inch MORHHCB1224-2

32 Teeth / inch MORHHCB1232-2

SPUD WRENCHES



8" Construction Wrench PART# INWN1AWSW08



12" Construction Wrench



Welding Alloys & Supplies

BI-METAL VARIABLE PITCH HOLE SAW KITS



11 Pc Maintenance Kit MHS100

PART# MORMHS100

6 Pc Maintenance Kit AV05M

PART# MORMHS05M



HOLESAWS AND ACCESSORIES

Diablo introduces the first carbide-tipped hole saws on the market to cut both wood and metal (wood, nail-embedded wood, plastic, aluminum, metal, cast iron, stainless steel and metal). Delivering 50 times longer cutting life than bi-metal, these new carbide-tipped hole saws offer faster cutting performance and increased productivity.

Carbide GP Holesaws

60mm (2-3/8 in) cutting depth



7/8" & 4-1/2" Shown.

DIAMETER	PART#
7/8"	FRDDHS0875CT
1"	FRDDHS1000CT
1-1/8"	FRDDHS1125CT
1-1/4"	FRDDHS1250CT
1-3/8"	FRDDHS1375CT
1-1/2"	FRDDHS1500CT
1-5/8"	FRDDHS1625CT
1-3/4"	FRDDHS1750CT
1-7/8"	FRDDHS1875CT

DIAMETER	PART#
2"	FRDDHS2000CT
2-1/8"	FRDDHS2125CT
2-1/4"	FRDDHS2250CT
2-1/2"	FRDDHS2500CT
2-3/4"	FRDDHS2750CT
3"	FRDDHS3000CT
3-1/2"	FRDDHS3500CT
4"	FRDDHS4000CT
4-1/2"	FRDDHS4500CT



4" Standard Pilot Drill Bit
PART# FRDDHS4BITII



4" Cobalt Pilot Drill Bit
PART# FRDDHS4BITCB



7/16" Snap-Lock Plus™ Mandrel System

- System includes: 7/16" Hex Shank Mandril, 1/2" Adaptor Nut, and (1) 5/8" Adaptor Nut
- Mandrel fits all Diablo hole saws, from 5/8" to 6" diameter
- 1/2" and 5/8" thread adapter nuts convert other hole saw brands to Snap-Lock Plus™

PART# FRDDHSAR500



MORSE BI-METAL HOLE SAWS

TYPE	SIZE	PART#
Arbor M45P	1-1/4"	MORMHS20C
	1-1/2"	MORMHS24C
	1-5/8"	MORMHS22C
	1-3/4"	MORMHS26C
	1-7/8"	MORMHS28C
	2"	MORMHS30C
	2-1/8"	MORMHS32C
	1-3/8"	MORMHS34C
	2-1/4"	MORMHS36C
	2-3/8"	MORMHS38C
	2-1/2"	MORMHS40C
	2-5/8"	MORMHS42C
	2-3/4"	MORMHS44C
	3"	MORMHS48C
	3-1/4"	MORMHS52C
	3-1/2"	MORMHS56C
	3-5/8"	MORMHS58C
	3-3/4"	MORMHS60C
4"	MORMHS64C	
4-1/8"	MORMHS66	
4-1/2"	MORMHS72	
4-3/4"	MORMHS76	
5"	MORMHS80	
6"	MORMHS96	

Capable of a deeper hole, slotted sides for easy slug removal, a thicker wall, and changes to the teeth config and pitch to increase speed.



TYPE	SIZE	PART#
Arbor M24 or M44	5/8"	MORMHS10C
	3/4"	MORMHS12C
	3/4"	MORMHS14C
	1"	MORMHS16C
	1-1/8"	MORMHS18C



Pilot Drill

4-5/16" x 1/4" Pilot drill, shank ground 3 sides, split point.

PART# MORMPD401

Arbors

Complete with Pilot Drills

- 1/4 Round Shank
- 1/2-20 Threads

PART# MORMHSM45PSC

- 7/16 Hex Shank
- 1/2-20 Threads

PART# MORMA34C

- 7/16 Hex Shank
- 1/2-20 Threads

PART# MORMA24C

Arbor Extension

12" Extension for shank of 7/16" arbors

PART# MORME12

Adapter Nut


Adapts arbors with 1/2 - 20 threads to fit hole saws with 5/8 - 18 threads

PART# MORM44N01

4 INCH HEAVY DUTY WORKSHOP VISE

- 360° swivel base, 3 mounting holes, 2 lockdowns
- Large built-in anvil
- Throat depth: 2"
- 30,000 psi

PART# BESBV-HD40



4" JAW WIDTH DRILL PRESS VISE

- Four mounting holes
- Opening capacity: 4"
- Throat depth: 1-1/8"
- Jaw width: 4"
- Grooved jaws
- 30,000 psi

PART# BESBV-DP40



UTILITY VISE & HAMMER COMBO

6-1/2" Vise
4 lb Sledge Hammer

- Large anvil work surface
- 360° swivel base
- Wider jaws

PART# WLT11128BH



5-1/2" UTILITY BENCH VISE

- 360° swivel base
- 4 mounting holes
- Throat depth: 3-1/4"

PART# WLT675





HEAVY DUTY CLASSIX™ CLAMPS

- Quality clamp at a great price
- Profilled rail, spatter resistant spindle and a simplified heavy duty pad



7.5"
 • Throat Depth: 4-3/4"
 • Clamping Capacity: 7-1/2"
 • Clamping Force: 2,660 lbs

PART# BESGSM20

12"
 • Throat Depth: 5-1/2"
 • Clamping Capacity: 12"
 • Clamping Force: 2,660 lbs

PART# BESGSM30

20"
 • Throat Depth: 5-1/2"
 • Clamping Capacity: 20"
 • Clamping Force: 2,660 lbs

PART# BESGSM50

HEAVY DUTY, 400 SERIES HIVIS FRAME DROP FORGED C-CLAMPS

Copper coated spindle & pad resist welding splatter
4"x 2-3/4"

PART# BESCDF404CHV



6"x 3-5/8"
 PART# BESCDF406CHV



VARIABLE SCREW CLAMPS


Clamping Capacity: 39-1/2"
 Throat Depth: 4-3/4"
 Clamping Force: 1,450 lbs.
 PART# BESSLV100M

Clamping Capacity: 60"
 Throat Depth: 4-3/4"
 Clamping Force: 1,450 lbs.
 PART# BESSLV150M

MIGHTY MINI™ STEEL CLAMPS



4" Opening
 PART# BESMMS-4




8" Opening
 PART# BESMMS-8



SUPER TUFF CLAMPS

• 4,880 lbs. nominal clamping pressure
 • 7" nominal throat depth
12" 12 lbs.
 PART# BESSTB12
20" 14.5 lbs.
 PART# BESSTB18



KOMBIKLAMP™

Robust Variable Angle Device (VAD) allows for a solid grip on odd shapes - also reverses for spreading


PART# BESSG30VAD



LIGHT DUTY 4" CLAMP

PART# BESLM2.004

Throat Depth: 2"
 Opening: 4"
 Clamping Pressure: 330 lbs.
 Weight: 0.55 lbs.



6" SQ SERIES SUPER QUICK CLAMP

The more efficient, less costly clamps that replace 4", 6" "C" Clamps. (4-3/4" on the SQ-4)

PART# BESSQ-4



WELDER'S ANGLE CLAMP

A jig and fixture clamp. One man can set up and weld instantly.

- Automatic adjustment to work pieces of different thicknesses
- Precise 90° angles

PART# BESWSM-9



LOCKING C-CLAMPS

Improved jaw teeth design for max gripping power

SIZE PART#
6" INWN1LP6
11" INWN1LP11
18" INWN1LP18



RIDGID.

PORTABLE TRISTAND VISE

- Optimized base for more working area
- Integrated ground lug
- Self hooking for 4" pipe
- Rugged Tool Tray
- Leg Chain

PART# RGD36273



STEP-OVER J-SERIES CLAMPS

PART# BES2400J-12



Nominal Throat Depth: 5-1/2"
 Nominal Opening: 12"
 Rail Return: 4"
 Nominal Clamping Pressure: 2660 lbs.
 Weight: 7 lbs.



LOCKING CLAMPS



Deep Reach 18" C-Clamp
PART# IRW18DR



Sheet Metal Tool
PART# IRW8R



18" C-Clamp
PART# IRW18R



Deep Reach 9" C-Clamp
PART# IRW9DR



11" C-Clamp w/ Swivel Pads
PART# IRW11SP



6" C-Clamp
PART# IRW6R



11" C-Clamp
PART# IRW11R



20" Chain Clamp
PART# IRW20R



Welding Clamp
PART# IRW9R



20" Chain Extension
PART# IRW20EXT



LOCKING PLIERS



Large Jaw w/ Big Grip. 3-1/8" Max Jaw Opening
PART# IRW12LC



Straight Jaw 7"
PART# IRW7R



10"
PART# IRW10R



Curved Jaw 7"
PART# IRW7WR



10"
PART# IRW10WR



Long Nose 6"
PART# IRW6LN



9"
PART# IRW9LN

POWER & HAND TOOLS

4-IN-1 MODULAR CLAMP



The 4-in-1 Clamp is Versatile and easy to use. Made of heat treated steel with a nickel / chrome plated coating for extra strength and durability. Includes V-pad to create a pipe clamp, and extender block for step-over and spreading applications.

MAX OPENING THROAT CLAMPING PRESSURE

4-1/2" 3-1/4" 500 lbs.
PART# VALUD45-C3

6-1/2" 4-1/2" 1000 lbs.
PART# VALUF65-C3

8-1/2" 4-1/2" 1200 lbs.
PART# VALUG85-C3

12-1/2" 4-1/2" 1200 lbs.
PART# VALUG125-C3


PIPE PLIERS

Locking Clamp w/V-Pad

- Adjustable top spindle for holding pipes of varying sizes
- 2 large V-Pads provide a better clamping surface

PART# VALPG114V

Max Clamping Capacity: 1-1/2" - 2-1/2"
OAL: 11"
Throat: 3-1/2"



WISE CORNER HELPER

90° Weld Fixture

PART# VALLF-2



C-CLAMPS WILTON

Wilton's Series 400 clamps include all the Wilton innovations: drop-forged steel frame, extra throat depth, Perma Pad, Lacquer finish plus new design frame geometry for maximum strength.



CLAMP SIZE 3" PART# WLT403

4" WLT404

6" WLT406

8" WLT408

10" WLT410

12" WLT412

PLAIN TROLLEYS



- PT series feature lifetime lubricated, double sealed ball bearings
- Use on straight or curved track
- Built-in bumper guards
- Can be used with H and I-Beams



PART# JET 1-PT

1 ton capacity
3-8" beam width

MAGNETIC PICK-UP TOOLS



- POWERCAP® shields the side of magnet
- Stainless steel, lightweight telescoping handle



LIFTS UP TO TELESCOPING LENGTH PART#

2 lbs. 6-5/8" - 33-1/4" ORS758-HT-1

5 lbs. 7-1/2" - 33-3/4" ORS758-HT-2

10 lbs. 8-1/4" - 30-1/4" ORS758-HT-3

ROUND INSPECTION MIRRORS

- Comfortable grip secure in wet or oily hands.
- Telescoping

3-1/4" Dia.
PART# ORS758-HTS-2

2-1/4" Dia.
PART# ORS758-HTC-2

1-1/4" Dia.
PART# ORS758-HTE-2




3-3/8" Dia. (Lighted)
PART# ORS758-HTS-2LT

90° ANGLE Magnetic Welding **magswitch™**

Square welding angle with two super-strong Mag-switches included. Reversible for inside or outside hold. Holds flat metal and pipe. Fast and easy on/off magnetic control. Add additional Magswitches for greater strength.

50 MM 90° Angle
PART# MSW8100036



4" X 3" X 1-1/4" MAGTAB

- Holds tabs, or any small metal pieces, parallel or perpendicular to the substructure
- Adjustable Magnetic V-shape base adjusts for different shapes: round, flat, or angled metal surfaces

PART# VALMFT10



MAGNETIC BASE for Plasma Cutting Guide PG-601

Base comes with a straight pivot pin and suction cups for use on non-ferrous metals.

PART# FWT77350



magswitch™ BOOMERANGLES Magnetic Welding Squares

- Easy on/off magnetic power at the turn of a switch
- Each Magswitch pivots to desired angle
- Holds flat and pipe surfaces
- Super versatile magnetic square works with virtually every angle

30MM
PART# MSW8100091

50MM
PART# MSW8100090



MAGSQUARES Switchable Magnetic Square Tool


The MagSquare replaces those tedious clamps you have in your tool box. Simply turn the switch and hold metal in place for precise positioning. Grips flat and round metal on three working surfaces.

30 MM - 165
PART# MSW8100494

Magnet Strength: 150 lbs
Full Saturation Thickness: 0.25" / 6.35mm
2:1 Shear Working Load: 18.5 lbs/ 8.4 kg
Weight: 0.7 lbs/0.3 kg
Overall Height: 2.5"
Magnetic Pole Footprint: 48mm x 31mm

50 MM - 600
PART# MSW8100106

Magnet Strength: 600 lbs
Full Saturation Thickness: 3/8" / 10mm
2:1 Shear Working Load: 61 lbs/ 27 kg
Weight: 3.2 lbs/1.4 kg
Overall Height: 4.1"
Magnetic Pole Footprint: 75mm x 51.5mm



ANCHOR BRAND WELDER'S MAGNETS



Medium PART# ANCM-061
.56" x 4.7" x 3.4" 45 lbs.

Large PART# ANCM-063
.63" x 6.3" x 4" 80 lbs.

X-Large PART# ANCM-065
.88" x 9" x 5" 95 lbs.

XYZ MINI MAGNETS

- Magnetic face plate ensures two rare earth disc magnets for 3rd axis holding
- 2 or 3 axis hold at multiple angles - Solder, braze, and weld at 30°, 45°, 60°, 90°

PART# VALMST348



MAGNETIC HANGING HOOK 50MM GORILLA HOOK

- Perfect for temporary holding lines, hoses, tools, or loose nuts or bolts
- Attaches to flat or round surfaces
- Working loads up to 40 lbs.

PART# MSW8100006



ADJUST-O MAGNETIC SQUARE

- Dimensions: 4-3/8" x 3-3/4" x 1-1/8"
- Pull: 70 lbs.
- Weight: 1.5 lbs.

PART# VALMSA46-HD



GENERAL®

DEBURRING TOOL with Swiveling Head

- Cuts pipe, tubing, conduit & PVC.
- Swivel head for easier cuts.
- Quick release button for effortless swapping of blades.

PART# GEN481



GENERAL®

HEAVY DUTY STEEL AUTOMATIC CENTER PUNCH

- Spring tension cap can be adjusted
- Single hand operation
- Stored energy design
- Body diameter: 5/8"

PART# GEN78

Replacement point
PART# GEN78P



NOZZLE REAMER

Retracting three-legged scraper for cleaning spatter from welding nozzles. Easy to insert easy to ream.

PART# TMOREAMER



CAMOUFLAGED KNIVES

SIZE	TYPE	PART#	IMAGE	SIZE	TYPE	PART#	IMAGE
7"	Smooth	STC75310		7-1/2"	Smooth	STC75314	
7"	Serrated	STC75311		8-1/2"	Serrated	STC75315	
7-1/4"	Smooth (Grey)	STC75312		7-5/8"	Serrated Curved	STC75316	
7-1/4"	Smooth	STC75313		7-1/2"	Smooth	STC75317	



POWER & HAND TOOLS

TACTICAL TOMAHAWK AXE

PART# SOGF01TN-CP



Blade type: 420 Stainless
Hardness: RC.51-53
Weight: 24oz



SOG FLASH AT KNIFE

Blackout, Serrated

PART# SOG11-18-02-57



Overall length: 8.29"
Blade length: 3.45"
Weight: 4.49 oz
Thickness: .12" thick

SOG POWERPOINT

This multi-tool features 18 gadgets, including serrated and straight-edge blades, screwdrivers, a bottle opener and scissors.



PART# SOGPP1001-CP

SOG FIELDER - G10 KNIFE

PART# SOGFF38-CP



Overall length: 7.8"
Blade length: 3.3"
Weight: 4.8 oz
Thickness: .1" thick

REG DUTY REPLACEABLE STEEL KNIFE BLADES

- Recommended for fixed blade utility knives only
- .017"/0.42"mm
- 5 pack



PART# ORS680-11-911



FASTBACK™ FLIP UTILITY KNIFE

- Press-and-flip operation
- Gut hook
- Wire stripper



PART# MLW48-22-1901

SPEEDY SHARP™ BLADE SHARPENER

- Sharpens Virtually Everything with its Space-Age MICRO 100 Super Carbide edge that "Peels the Steel"
- Has a fine grain that will not break even under extreme conditions
- Durable and compact

PART# SPD28709



JET CHAIN HOIST

1 Ton Capacity w/ 10 Ft. Lift

- Equipped with anchor plate to avoid over lifting / lowering
- Lightweight steel construction
- Top and bottom safety hooks are standard

PART# JETL-100-1



JET JLP-A SERIES MINI-PULLERS Contractor Grade

- Industrial rated alloy steel hooks rotate 360° for easy rigging
- Weston style, double pawl brake design splits the load to opposite sides of ratchet gear for greater load security
- Grade 80 black oxide coated
- Compact Design

1/4 Ton - 10' Lift
PART# JETJLP-1/4-10



1/2 Ton - 10' Lift
PART# JETJLP-1/2-10



FOR ALL YOUR TOOL NEEDS

JET 1.5 TON LEVER HOIST

PART# JETJLP-150-10



Lift (Ft.): 10
Lift per Turn: 7/8"
Load Capacity (Tons): 1-1/2
Hook Throat Opening: 1-6/7"
Lever Pull Force (LBF): 49
Handle Length: 16-1/7"
Overall Width: 6-7/9"
Weight: 27 lbs



BALL PEIN HAMMERS

- Polished face, bevel, sides, and pein
- Other surfaces in rust-resistant powder coat finish
- Compression wedged hickory handle

16oz. (Shown)
PART# ORS770-TC016

24oz.
PART# ORS770-TC224

32oz.
PART# ORS770-TC432



DEAD BLOW HAMMER



2 lb. Dead Blow Hammer
Uni-Cast Construction
PART# WIS04-DBH2-1

CHIPPING HAMMERS

Horizontal Chisel
PART# LEN09150



Vertical Chisel
PART# TMO4706000



B.A.S.H. SLEDGE HAMMERS

HEAD WEIGHT / HANDLE LENGTH	PART#
2 lbs / 12"	WLT20212
4 lbs / 12"	WLT20412
4 lbs / 16"	WLT20416



22 OZ. SOFT FACE SLIMLINE DEAD BLOW HAMMER Model S2

PART# TCHS2



STANDARD DEAD BLOW HAMMERS

Dead blow hammers reduce the post-strike rebound that is common with other hammers and mallets, allowing for better controlled hits to the workpiece.

26-oz. (Shown)
PART# TCH2

45-oz.
PART# TCH3

53-oz.
PART# TCH4



HORIZONTAL CHIPPING HAMMER



Hickory handles are hand fitted and secured in the head by a unique process which virtually eliminates handle loosening

PART# LEN09110



26 OZ. FLAT-FLAT DEAD BLOW HAMMER Ball Peen

PART# TCHTC26BPF



WELDING CHIPPING HAMMER

- Head Weight: 14 oz.
- Overall Length: 11"

PART# ORS268-E3-WC



45 OZ. SOFT-FACE /STEEL FACE DEAD BLOW Ball Peen


PART# TCHTC45SC



16 PC CHISEL SET

15 of the most useful punches and chisels with a chisel gauge.

PART# WIS10-PC16-2



PROSNIPS Straight & Tight Left

Compound cutting action with textured grips and E-Z close latch.

PART# IRW2073111



TAPE MEASURES 



1" X 25'
Magnetic MagGrip™
PART# KOM7325



3/8" X 100'
Gripper™
PART# KOM9901



1" X 25'
Self Lock™
PART# KOMSL2825

25' LED LIGHTED TAPE MEASURE 




- Nylon Coated Steel Blade
- Comes with USB cable for charging
- Auto shutoff after 5 minutes
- 3 hours of continuous run time on full charge.

PART# KOM25LED

QUALITY CONTROL WELDER'S GAUGE 

- Measures inside "Hi-Lo" and welding gap
- Helps to avoid Quality Control rejections
- Precisely gauge rods help check for "Hi-Lo" between pipes being aligned

PART# MATD253E



SCRATCH BRUSHES 

Wood Handle
2x9 wire rows
PART# ADV85065



TOOTHBRUSH STYLE 

Wood Handle
3x7 bristle rows
PART# ANC15-SS



Plastic Handle
PART# ANC102-37SS



WIRE BRUSHES 

6-1/4"

Long Handle Scratch Brush
Carbon Steel PART# ADV85006

Stainless Steel PART# ADV89547



5-1/2"
Shoe Handle Scratch Brush
Carbon Steel PART# ADV85033

Stainless Steel PART# ADV85035

24" VORTEC PRO PUSH BROOMS 

Synthetic Fill
• 24" block, 4" trim
• For use on smooth concrete
PART# WEI36635



Palmyra Fill
• 24" block, 4" trim
• For use on rough concrete, and uneven surfaces PART# WEI36639

ACID BRUSH 

For paste flux use
PART# ADV89603



TOMAHAWK DUAL TOOL CHIPPING HAMMER 

- Chisel head
- 11-1/2"x3-7/8"
- Weight: 1.42 lb.

PART# LEN09070



Replacement Brush
PART# LEN09330

FILE HANDLES 

Classic PFERD blue plastic file handle features air chambers to reduce hand moisture. Enlarged, ergonomic handle reduces fatigue and improves safety.



SIZE	TANGS	PART#
4"-6"	Regular Tangs	ADV11131
8"-10"	All Tangs	ADV11132
12"-14"	All Tangs	ADV11133

ANCHOR BRAND CABLE TIES 

Nylon - UV Black
100 per pack



SIZE	STRENGTH	PART#
4"	18 lbs.	ANC102-418UVB
7.5"	50 lbs.	ANC102-750UVB
11"	50 lbs.	ANC102-1150UVB

More Stores, Open More Hours For Your Convenience!

FRESNO	MADERA	GLOVIS	VISALIA	PORTERVILLE	BAKERSFIELD
M-F: 7AM - 5PM SAT: 8AM - 12PM	M-F: 7AM - 5PM SAT: 8AM - 12PM	M-F: 7:30AM - 5PM SAT: 8AM - 5PM	M-F: 7:30AM - 5PM SAT: 8AM - 12PM	M-F: 7:30AM - 5PM SAT: 8AM - 12PM	M-F: 7AM - 5PM SAT: 8AM - 5PM
MODESTO	SACRAMENTO	STOCKTON	CITRUS HEIGHTS	SALINAS	TURLOCK
M-F: 7AM - 5PM SAT: 8AM - 12PM	M-F: 7AM - 5PM SAT: 8AM - 5PM	M-F: 7AM - 5PM SAT: 8AM - 5PM	M-F: 7AM - 5PM SAT: 8AM - 5PM	M-F: 7AM - 5PM SAT: 8AM - 5PM	M-F: 7AM - 5PM SAT: 8AM - 12PM



Division of Fresno Oxygen

Need Supplies on THE WEEKEND? No Problem!

DON'T SEE WHAT YOU NEED?



ASK US!

Give us a call and we'll try and get it for you

SOLID PAINT MARKERS

- Dries permanent, waterproof & fade-resistant.
- Marks on almost any surface, through rust, dust & water.
- Marks smoothly from the first stroke.
- Long-lasting, no mess & no dripping.
- Temperatures hot or cold.
- Safe & non-toxic.



COLOR	PART#
Red	SAKXSC-19
White	SAKXSC-50
Yellow	SAKXSC-3



Markal® High Performance Industrial Markers 'B' PAINTSTIK MARKER

- Weather Resistant, UV resistant, lead-free and non-toxic
- Marks through oil and water

White
PART# MKL80220
Yellow
PART# MKL80221



Markal® High Performance Industrial Markers FELT MARKERS

#15 Fine Tip
Black (3 pk) PART# MKL96098

Red PART# MKL96022

#25 Medium Chisel Tip (Shown)
Black (3 pk) PART# MKL96223



TEMPERATURE INDICATING 5" CRAYONS



TEMP	PART#
150°	TPL150
200°	TPL200
250°	TPL250
300°	TPL300
350°	TPL350
400°	TPL400
450°	TPL450
500°	TPL500
600°	TPL600
650°	TPL650
700°	TPL700
800°	TPL800
1000°	TPL1000




B&D MARKING COMPANY

MEDIUM MARKING SOAPSTONE HOLDER

PART# BDMBHSS

B&D MARKING COMPANY MEDIUM MARKING SOAPSTONE

- 1/16" x 1/2" x 4-1/8" dimensions
- Does not melt under a torch

PART# BDMMS-120



B&D MARKING COMPANY THIN LINE SOAPSTONE

- 1/32" x 1/2" x 4-1/8" dimensions
- Does not melt under a torch

PART# BDMTSS-120



PRISMACOLOR PENCILS

Metallic Silver, Box of 12
PART# IWD02460

Crimson Red, Box of 12
PART# IWD02450

Useful on stainless & aluminum



Markal® High Performance Industrial Markers SILVER-STREAK® ROUND MECHANICAL PENCIL

- An alternative to silver pencils
- No sharpening

PART# MKL96006

Refill (Pkg of Six)
PART# MKL96007



Markal® High Performance Industrial Markers BALL PAINT MARKERS®

Marks on metal, wood, plastic, almost any surface

White
PART# MKL84600
Yellow
PART# MKL84601



GENERAL® CARBIDE POINT SCRIBER

The Carbide Tip Point reverses for safety and has a permanent magnet on the other end. The Carbide Point is replaceable.

PART# GENSSCM



Replacement Scriber Point

PART# GENSSP

UNIVERSAL MAGNETIC TAPE HOLDER

- Hold and secures the end of your tape while laying out measurements from the end or center of your material
- Only 4" long and 5/8" square



PART# FWT89754

STANDARD POCKET LEVEL

- Level with vial at horizontal or vertical
- Level at 45° angle

PART# FWTSL-100



TECH 500 DP STABILA 
DIGITAL PROTRACTOR

PART# STL36500



48" MAGNETIC STABILA 
DIGITAL TECH LEVELS
Type 96M-2 PART# STL36540



STABILA 
LA-5P G
GREENBEAM
LASER
PART# STL03165




24" MAGNETIC DIGITAL STABILA 
TECH LEVELS
Type 96M-2

PART# STL36520



72" MAGNETIC STABILA 
LEVEL *Type 96M*
PART# STL38672



TECH 700 DA DIGITAL STABILA 
ELECTRONIC ANGLE FINDER
PART# STL39018



48" MAGNETIC STABILA 
LEVEL *Type 96M*
PART# STL38648



PRO SET STABILA 
80 ASM
SPIRIT LEVELS



Includes:
(3) Type 80 ASM-2
spirit levels - 48", 24", 12",
and spirit level carrying case
PART# STL29940

24" MAGNETIC STABILA 
LEVEL *Type 96M*
PART# STL38624




10" DIE CAST STABILA 
TORPEDO LEVEL
WITH PROTRACTOR VIAL



Type 81SMW360
PART# STL25360

10" DIE CAST STABILA 
THREE VIAL
TORPEDO LEVEL



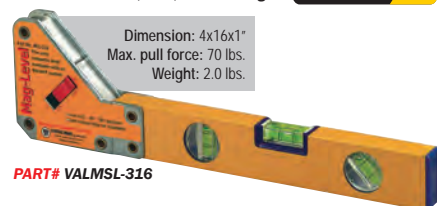
Type 81SMW45
PART# STL25245

10" DIE CAST STABILA 
MAGNETIC TORPEDO
LEVEL



Type 81SM
PART# STL25100

MAG-LEVEL
• Holds securely to round
and flat surfaces
• Three vials for 0°, 45°, 90° reading



Dimension: 4x16x1"
Max. pull force: 70 lbs.
Weight: 2.0 lbs.

PART# VALMSL-316

LINE LEVELS Empire 
Always True.

3" Aluminum Line
PART# EMP93-3



3" Plastic Line
PART# EMP93-3



POCKET PRO LEVEL

- Two (2) stationary vials are placed at 90° angles of each other and can be read from any surface of the level
- Only 9" x 1-1/2" for easy handling
- Dial is in 2.5° increments for adjusting to specific angles PART# FWTPP-200



ACCU-LEVEL

- Rugged die cast aluminum
- 0°, 45°, 90° acrylic vials
- 10" / 25 cm torpedo level
- .0005"/inch accuracy
- Earthen magnetic base

PART# SUM781950

SUMNER



Comes with holster



VIAL REPAIR KIT

- Repair your own vials and make your tools like new again
- Includes: 2 vials and one tube sealant

PART# FWT5102



DEGREE LEVEL

- Magnet in the base
- Level makes establishing angles and marks for butt-ins, set tanks, layout key ways and measuring decline or slope a breeze

PART# FWTL-2



LEVELS

Magnetic Tradesman Aluminum

- Magnetic edge holds to ferrous surfaces
- Advanced frame design assures accuracy
- Top read window
- Beveled end caps protect vials from shock

24"

PART# EMP55.24

48"

PART# EMP55.48



Magnetic Torpedo

- True Blue vials are accurate to within 0.0005" inch per inch in all working positions
- Vials read plumb, level and 45°

8"

PART# EMP581.9

10"

PART# EMP57510



MAGNETIC POLYCAST PROTRACTOR

- Magnetic base and back
- Easy reading dial with adjustable angle pointer
- Built-in angle pitch calculator on back

PART# EMP36



Spring Creek Products

PIPE GUIDES

- Made of durable 16 gauge HR sheet metal
- 4 different pipe marking tools in one (marks: saddle, 45°, 22-1/2°, & 90° cuts)



SIZE
1-7/8" I.D.

PART#
SCP47022

2-3/8" I.D.

SCP47023

2-7/8" I.D.

SCP47024

3.5" I.D.

SCP47025

4.5" I.D.

SCP47026



PRO MAG LEVEL

- 9" long, 2" high and 3/4" thick
- 360° vial with two 90° quadrants in 2-1/2° increments
- Cast-in are tables used to convert degree-of-angle to rise-in-inches-per-foot or millimeters-per-meter

PART# CUR14777



WRAP-A-ROUND
Layout Guide for Pipe



- An inexpensive tool for marking straight lines around pipe, or for use as a straight edge
- Made out of flexible gasket material
- Service temperature of up to 550°F for the GG style
- Made from asbestos free material



PIPE SIZE
3" to 6"

PART#
CUR14763

3" to 10"

CUR14764

4" to 12"

CUR14766

6" to 16"

CUR14767

PIPE LAYOUT TEMPLATES

PIPE SIZE PART#

1" to 1-1/2" ORSBE-0

2", 2-1/2" & 3" ORSBE-1

4" & 6" ORSBE-2

12" ORSBE-12



PIPE PATTERNS

- Each pattern is half the circumference of that size pipe
- Half the marking is done on one side and the other half marked from the opposite side



PIPE SIZE
2" thru 8"

PART#
LEPCP-1

WIZARD WRAP




Custom sizes available

PIPE SIZES	DIMENSIONS	PART#
Small 1"-6"	2-5/8"x30"	FWTWW-16
Med. 2"-16"	3-7/8"x60"	FWTWW-17
Large 6"-30"	5-1/4"x120"	FWTWW-17A
X-Lrg 12"-48"	7"x180"	FWTWW-19

GENERAL

DRILL GAGE

- Quickly & conveniently identify drill bit sizes
- Heavy gage steel, machined & ground to close tolerances
- Hole sizes & decimal equivalents are permanently etched on the face
- Conforms to government specifications GG-G-86b.
- Fractional size drills 1/16" to 1/2" x 64ths. 5" x 2" wide.



PART# GEN14

21-SHEET METAL GAGE

GENERAL

- U.S. Standard Sheet Metal sizes range from 0 to 36
- Decimal equivalents of each size are stamped on back
- 3-1/4" dia., 3/32" thick

PART# GEN21



PLUMB BOB & LINE



- Solid brass plumb bob with lacquered finish
- Ties easily to any string or line



PART# EMP908BR

PRECISION FLEX 6" STEEL RULER

GENERAL

Six inch long stainless steel with depth gauge pocket clip. 32nds and 64ths on one side, decimal equivalents on reverse. 15/32" wide.



PART# GEN300/1

TRADESMAN COMBINATION SQUARE



- 12" steel blade with inch graduations
- Machined square head
- Self-aligning draw bolt hardened scriber



PART# EMPE250

STEEL PROTRACTOR

GENERAL

- Preferred by machinists, drafts people, and mechanics for setting bevels, measuring, and transferring angles
- Permanently etched graduations from 0 to 180° opposite directions
- 3-3/8" x 2" round head
- 6" adjustable protractor arm

PART# GEN18



RADIUS MARKERS



- Soapstone crayon is already installed in each radius marker
- Scribe holder will accept round, square or flat soapstone crayon, pencil or steel point scribe
- Sturdy friction joints



SIZE	RADIUS	PART#
Small	Up to 20"	CUR14781
Standard	Up to 24"	CUR14782

FIBERGLASS REINFORCED PLASTIC DIAL CALIPER

GENERAL

- Capacity 0 to 6", direct dial readings, in .01-inch decimals and fractions of inch
- Bar for scale metric readings to .1 mm.
- Drill and tap chart on back



PART# GEN142

DIGITAL FRACTIONAL CALIPER

GENERAL

- Inside, outside, depth & step measurements
- Decimal inches, fractional, and metric
- Accurate to .001"
- Auto-off feature



PART# GEN147

WE'VE GOT YOUR BRAND!

STANDARD CONTOUR MARKER

- Ideal for quick, precise layout of laterals at any angle, tees, wyes, crosses, elbows, any type or size of joint
- Eliminates complicated mathematical formulas

PART# CUR14771



10" DIGITAL ANGLE FINDER

GENERAL

Large, easy-to-read display

PART# GEN823



PIPE WEDGES

Wedges are manufactured of high-grade carbon steel, precision-ground and heat-treated.



Large
9" x 1/4" x 2"
PART# HMBPW-L

Small
3-15/16" x 3/4" x 3/16"
PART# HMBPW-S

LOCATOR & ANGLE FINDER



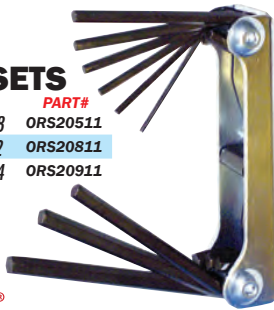
- This protractor makes it simple to get precise measurements the first time
- Saves you valuable time when finding the angle between parallel pipes

PART# LEPNT-1



**FOLD-UP
HEX KEY SETS**

	SIZE	PART#
5 pc.	3/16 - 3/8	ORS20511
8 pc.	.05 - 5/32	ORS20811
9 pc.	5/64 - 1/4	ORS20911



RADIUS MARKERS

- Arms are precisely aligned with spring tension joints to guarantee accuracy and rigidity
- Precision tools made of rust proof aluminum and anodized
- Accommodates flat or round soap stone and pencils
- Mark circles up to 100" in diameter

SIZE	PART#
Small / 11" Span	FWT72800
Medium / 25" Span	FWT72805
X-Large / 50" Span	FWT72810



**SUMNER
ULTRA CLAMPS**

- Rugged frame, built for job site use
- Smooth roller clamping action
- Stainless steel contacts & alignment screws
- Operating handle repositions for close work

1-2½"	PART# SUM781130
2-6"	PART# SUM781150
5"-12"	PART# SUM781170



**MASTER
MARKER**

- Marks pipe or structural steel beams from 8" to 48" in size.
- Marks saddles and angles on pipe and structural steel.

PART# FWTMML510



**MITER MARKER
For 1-1/2" to 18" Pipe and
up to 18" Structural beams**

- Designed to allow you to telescope out over existing welds to layout angles or change the angles of pipe fittings
- Marking arm is completely separate from the main body and has its own 360° rotating shaft with a built-in leveling vial
- Arms feature spring-loaded joints



PART# FWTMMS505



**CENTERING
HEADS**



Standard #6


- 4" Y-type head with adjustable dial bubble protractor
- Manually operated centering pin

PART# CUR14775

Jumbo #7

- 8" Y-type head with adjustable dial bubble protractor
- Spring loaded centering pin

PART# CUR14776



Replacement Level
PART# CUR14797

Replacement Pins
PART# CUR14798

**CENTERING
PUNCH**

- Center head with magnetic aluminum base
- Digital gauge (detachable)
- Built in spring loaded hardened striking pin
- Large level gauge numbers

PART# SUM784520

SUMNER

Push button release of striking pin.



Gauge with magnetic base.



**CENTERING
HEAD TOOLS**

They have a one piece "Y" shaped body design with a 2-1/2° increment degree dial that turns 360°s


Small
PART# FWT53025-M

Standard
PART# FWT53076-M



**MATHEY
DEARMAN
EZ-FIT PIPE
CLAMP**

- "Hi-Lo"™ wing screw adjusts pipe High and Low.
- Fast and easy setup - either slide over end of pipe or turn crank handle for fast and easy alignment.
- Requires no skill or training to operate efficiently.



PART# MATE-Z4SS

SUMNER

HOLD-E CLAMP

- Grips 3/4" to 6" pipe or 1" to 6-1/2" tubing
- Rugged steel frame for years of use
- Quick release button allows clamp arms to open and close in seconds

PART# SUM785000

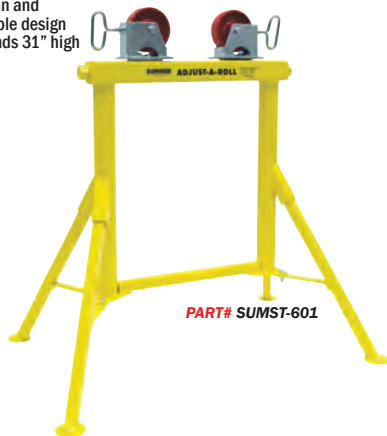


SUMNER

ADJUST-A-ROLL

With Steel Wheels

- Fast adjustment for easy pipe positioning
- 1/2" to 36", or 2,000 lbs. pipe capacity
- Quick Change design increases utility
- Roller adjustment from either side
- Bronze bearing to eliminate arcing
- Wheels trued for true pipe rotation
- Clean and simple design
- Stands 31" high



PART# SUMST-601

PIPE JACKS

Fold-A-Jack

Hi Jack
2,000 lb. capacity
w/ Vee-Head
PART# SUMST-881

w/ Steel Roller Head
PART# SUMST-882



Max height 49"
Min height 28"

Heavy-Duty

Hi Jack
2,500 lb. capacity
w/ Vee-Head
PART# SUMST-801

w/ Steel Roller Head
PART# SUMST-802



Max height 50"
Min height 27"

Pro Jack

Hi Jack
2,000 lb. capacity
w/ Vee-Head
PART# SUMST-871



Max height 49"
Min height 28"

SUMNER

Lo Jack
w/ Vee-Head
2,500 lb. capacity
PART# SUMST-981

Max height 36"
Min height 21"



Lo Jack
w/ Bar Stock Head
2,000 lb. capacity
PART# SUMST-903

Max height 36"
Min height 21"



Hi Jack
w/ Steel Roller Head
2,000 lb. capacity
PART# SUMST-872



FOLDING LEG PIPE JACK



- 2,500 lbs. standard V-Head capacity.
- Oversized 10" V-Head for increased safety.
- Oversized square tube legs and braces for increased durability.
- Quick lock washer height adjustment for easy use.
- Fully welded carry handle doubles as security lock point. PART# BBP3900

27" - 47"
Height Adjustment



Folds to 8" footprint



TRI-STAND CHAIN VICE



The B&B Tri-Stand Chain Vise is a proven design used on construction sites around the globe. B&B offers the same features as many other brands at a very competitive price. PART# BBP6100

- Heavy-duty hold down tightening device with replaceable jaw.
- Leg bracing doubles as a lipped shelf for holding additional tooling and machines.
- Up to 6" pipe capacity; the industry standard.
- Folding legs with chain lock.
- 1,000 lbs. Capacity



SPACING WEDGES



3-1/2" x 1-1/2" x 1/4"
PART# MATD272



7/8" x 7/8" x 11"
PART# AJX875
1/4" x 3/4" x 3"
PART# AJX881
1/2" x 1" x 6"
PART# AJX882
3/4" x 1-1/2" x 8"
PART# AJX883

MAGNETIC BURNING GUIDE



- Designed for use with a hand cutting torch or as a straight edge
- 24" blade on a raised plane is standard
- Withstands heat and spatter
- Has three 30-pound pull cast-in magnets for use in any position

PART# CUR14791



Alvin LAB METAL™ Repair & Finishing Compound

Adheres to metal, wood, plastic, glass. No mixing of two parts, no measuring or heat required. Will not shrink or crack. Water resistant, rustproof. Regular Lab-metal™ withstands heat to 350°F. Hi-Temp Lab-metal™ withstands heat in excess of 1000°F



Lab-metal 12oz. can
PART# LAB10101

Lab-metal Solvent 16oz. can
PART# LAB20102

DRY ICE PRODUCED FRESH DAILY!!

USE FOR THE FOLLOWING APPLICATIONS:

- For Packaging Fresh Fruits & Meats
- Accelerate Plant Growth
- Substitute for a Broken Freezer / Refrigerator
- Camping / Fishing Hunting
- Containment Tank
- Repair / Removal
- Dry Ice Blasting
- Special FX & Theatrics (Fog)
- Lures Mosquitos Away
- Medical Uses
- Preserve Seeds & Grains
- Carbonate Liquids

& MANY MORE!

**RICE & PELLETS SOLD BY THE POUND!
BRING IN YOUR COOLER OR RENT A 500LB. OR 1200LB. BIN FROM US!**



AVAILABLE at all store Locations. See store associate for details

SUMNER NYLON EXPANSION PLUG KIT

PART# SUM786055

Includes: ABS case, foam insert, 2 each 3/4", 1", 1-1/4", 1-1/2", 2", 2-1/2", 3", 3-1/2", 4" plugs and 1 each 10mm and 3/8" barbs



RIDGID HEAVY DUTY PIPE CUTTER

Model 2-A, 1/8" to 2" Capacity

- Fast, clean pipe cutting by hand or power
- Extra-long shank protects adjustment threads, while an extra-large handle is provided for quick, easy adjustment

PART# RGD32820



TAPES Shurtape

Cloth Duct
All Purpose. Seals around windows, doors and air ducts.
2" X 60 YDS PART# TAP9600


Clear Packing
Seal shipping boxes and secure labels & packing lists.
2" X 55 YDS PART# TAP610C

Electrical
Black Vinyl. Suitable for use at not more than 600V and not more than 80°C. 7 mil x 3/4" x 60 ft. PART# TAP602



TUBING CUTTER GENERAL®

Precision cast with two friction-eliminating flare-groove rollers. Slide-lock reamer. For cutting tubes 1/8" to 1-1/8". PART# GEN120



VOLTEC INDUSTRIES 10/3 GAUGE HEAVY DUTY EXTENSION CORDS

Ezeelock™ Locking Connector w/ Lighted Ends

Ezeelock™ Connector securely connects power cords to stop annoying, unwanted disconnects

- Type 3 conductor SJTW • 1875 watts / 15 amp • 10/3 gauge.

50' Cord
PART# EXT05-00118

100' Cord
PART# EXT05-00119



EXTENSION CORDS Power Block Extension Cord w/ Lighted Ends

Type 3 conductor SJTW • 300 volt / 15 amp • 12/3 gauge

DESCRIPTION	PART#
25' Extension Cord	EXT05-00123
50' Extension Cord	EXT05-00124
100' Extension Cord	EXT05-00125
2' Power Block Adapter	EXT04-00090
3' GFCI Adapter	EXT04-00103



Ezeelock™ Locking Connector w/ Lighted Ends

Ezeelock™ Connector securely connects power cords to stop annoying, unwanted disconnects

- Type 3 conductor SJTW • 300 volt / 15 amp • 12/3 gauge.

DESCRIPTION	PART#
25' Extension Cord	EXT05-00105
50' Extension Cord	EXT05-00106
100' Extension Cord	EXT05-00107



GRINDING & CUTTING



5" GRINDER

13 Amp, 2,100 MWO motor with high overload protection and power for tough jobs
PART# MLW6124-31



HEAVY DUTY 1½" DIE GRINDER

- 4.2 Amp, 25,000 rpm
- Convenient paddle switch with lock-on button
- Precision 1/4" collet

PART# DWTDWE4887



HEAVY DUTY 9" LARGE ANGLE GRINDER

- 4.7HP- 6,500rpm high power motor
- Dust Ejection System™
- Anti Vibe Trigger Handle
- Light weight design
- Auto turn-off brushes
- Low profile gearcase
- Brush window



PART# DWTDWE4559N

FIBER DISC 4½" SOFT RUBBER BACKING PAD

- 5/8"-11 arbor size
- 12,000 max. rpm
- Steel reinforced

PART# DWTDW4945



7" ANGLE GRINDER 13.0 Amps - 3HP - 8,000RPM

- Rear handle design for greater comfort and control
- High power-to-weight ratio for greater efficiency and reduced user fatigue
- Keyless adjustable guard

PART# DWTDWS840K

13.0A-3HP 8,000rpm



Includes: 5 grinding wheels, wrench, backing flange, clamp nut, adjustable guard, 2-position side handle, and carrying bag.



HIGH PERFORMANCE TRIGGER GRIP 4½"-5" GRINDER

- Quick-Change wheel release / keyless adjustable guard
- 13.0Amp, 2.3 HP, 9,000 rpm motor
- Dust ejection system™



PART# DWTDWE43115N



60V MAX BRUSHLESS GRINDER

- Flexible - power of corded. Freedom of cordless. The world's first battery that automatically changes voltage when you change tools.
- Brake engages when trigger is released, stopping speeds of 1.5 seconds with standard grinding wheel
- Kickback brake engages when a pinch, stall, or bind-up event is sensed
- E-clutch activates in less than a tenth of a second when a pinch/stall is detected, shutting down the motor
- 9,000 RPM speed allows the use of 4-1/2" to 6" wheels

PART# DWTDCG418X2



FLEXVOLT



HEAVY-DUTY, MEDIUM 5" ANGLE GRINDER

- 12.0Amps, 10,000rpm motor
- Keyless adjustable guard
- Rear handle design



PART# DWTDW8331



4½" SMALL ANGLE GRINDER

- 11 Amp AC/DC 11,000 rpm motor
- Dust Ejection System™



PART# DWTDWE402N



HEAVY DUTY 1½" DIE GRINDER

- 4.2 Amp, 25,000 rpm
- Convenient paddle switch with lock-on button
- Precision 1/4" collet

PART# DWTDWE4887



metabo® FLAT HEAD 4½ - 5" GRINDER WEF9-125

- Most compact flat-head angle grinder for working at acute angles down to 43°
- Electronic safety shutdown of the motor reduces kickback if the disc stops unexpectedly
- Quick for tool-free disc change by quick-locking nut
- For working in tight spaces
- Long-life motor with dust protection

PART# MET613060420



metabo® 5" ANGLE GRINDER WP 1200-125 RT

- 1200 W rated input power
- 10.2 amp, 11,000 RPM motor
- Torque: 28 in-lbs

PART# MET601240420



metabo® GRINDERS

W750-115 4½" GRINDER

- Powerful motor with good overload capacity
- Twist-proof protective cover
- Torque: 15 in-lbs

PART# MET603604420



WEV15-125 HT 5" V/S GRINDER

- Thumbwheel for customized speeds
- Torque: 37 in-lbs

PART# MET600562420



WP 850-125 4½-5" GRINDER

- Economical angle grinder
- Twist-proof protective cover
- Torque: 18 in-lbs

PART# MET603610420

PADDLE SWITCH



WEV 15-150HT 6" V/S GRINDER

- Thumbwheel for customized speeds
- Side mount switch lock
- Torque: 44 in-lbs

PART# MET600563420



W24-180 MVT 7" GRINDER

- MVT Reduced vibration handle
- Torque: 124 in-lbs
- 3 position handle

PART# MET606466420



metabo® QUICK GRINDERS

Now even faster!!

M-Quick System for tool-free disc change at the touch of a button by means of M-Quick flange nut!

WP 11-125 Quick 4½-5" GRINDER

- Torque: 28 in-lbs

PART# MET603624420



PADDLE SWITCH

WP 11-125 Quick 4½-5" GRINDER

- Tool-free disc change
- Torque: 28 in-lbs

PART# MET603623420



W 13-125 Quick 5" GRINDER

- Tool-free disc change
- Torque: 30.1 in-lbs

PART# MET603627420



WEV15-150 Quick 6" GRINDER

- Torque: 35 in-lbs

PART# MET600488420



PADDLE SWITCH

WE15-150 Quick 6" GRINDER

- Tool-free disc change
- Torque: 35 in-lbs

PART# MET600464420



4 1/2" GRINDER

- 10,000rpm (no load speed)
- 5/8" - 11UNC spindle thread
- 7.5 AMP motor
- Side handle

AC/DC Switch



PART# MAK9557NB

4 1/2"-5" ANGLE GRINDER

- 11 AMP motor delivers 11,000 RPM
- Compact design for added comfort

AC/DC Switch

PADDLE SWITCH



PART# MAKGA5052

1/4" DIE GRINDER

- Powerful 3.5 amp motor delivers 25,000 rpm
- Lightweight and easy to handle at only 3.7 lbs.
- Solid aluminum housing with stepped neck for added durability

AC/DC Switch



PART# MAKGD0601

4 1/2" ANGLE GRINDER

- 7.5 AMP motor delivers 11,000 RPM
- Compact design for added comfort
- AC/DC switch

AC/DC Switch

PADDLE SWITCH



PART# MAK9557PB

4 1/2" ANGLE GRINDER

- Powerful 6.0 AMP motor
- Small circumference barrel grip
- Light weight (at only 3.1 lbs.) and small for added comfort and control

AC/DC Switch



PART# MAKGA4530
\$69.99

5" ANGLE GRINDER

- Lock-on button for continuous operation
- 9.0 amp, 10,000 rpm motor
- Standard 5/8" - 11 UNC spindle

AC/DC Switch



PART# MAK9005B

7" ANGLE GRINDER

- Rotatable gear housing can be positioned at every 90°
- 2,200W motor; 6,600rpm (no load speed)
- Increased heat resistance



PART# MAKGA7021

7"- 9" SANDER/GRINDER

Extra heavy duty 15.0 AMP motor. 6,000 RPM. Rugged housing. Standard spindle (5/8" x 11). Side handle can be mounted on either side. Weight: 12.2 lbs.

PART# MAKGA7911



AC/DC Switch

7" PART# MAK191214-3

9" PART# MAK191215-1

*Optional Wheel Guards For Grinder Use

5" ANGLE GRINDER

with Super Joint System Technology

- Powerful 10.5 AMP AC/DC motor
- 90° rotatable gear housing
- Lightweight - 4.8 lbs.
- Electric brake



PART# MAKGA5020

1/4" DIE GRINDER

PART# MAKGD0800C



Collet: 1/4"
Max Wheel Dia.: 2"
No Load speed:
7,000-28,000 rpm
Amps: 6.6
Overall length: 14-5/8"
Weight: 3.7

Includes: Collet cone, Side handle, Wrench #13, & Wrench #19

VARIABLE SPEED 5" ANGLE GRINDER

- Constant speed control
- 13 amp motor
- SJS™ technology

PART# MAK9565CV



3M REGALITE™ RESIN BOND CLOTH ROLOC™ DISCS

SIZE	GRIT	PART#
2"	36"	MMM051144-76629
3"	36"	MMM051144-76433
2"	60"	MMM051144-14661
3"	60"	MMM051144-76631
2"	80"	MMM051144-76633
3"	80"	MMM051144-76634



Roloc™ Disc Pads

DIA" MAX RPMS
2" Hard 25,000
PART# MMM051144-45096
3" Hard 20,000
PART# MMM051144-45091
1/4" Threaded Shaft
PART# MMM051144-45102




ROLOC™ BRISTLE DISC

Ideal for cleaning, finishing, blending and deburring.

2" Dia., 50 Grit Disc
PART# MMM048011-18730


2" Hard Roloc Disc Pad Holder
Required for use.

PART# MMM051144-45096



FLAP WHEELS  **WENDT**

SIZE	GRIT	PART#
1x1x1/4	60	WEN110244
	80	WEN110245
	120	WEN110247
2x1/2x1/4	60	WEN110464
	80	WEN110465
2x1x1/4	60	WEN110524
	80	WEN110525
	120	WEN110527
3x1x1/4	60	WEN110784
	80	WEN110785
	120	WEN110787



1/4" ARBOR ADAPTER SET

- Designed for use with small, high speed cut-off wheel
- One adapter set allows you to adapt 2" to 4" wheel with either 1/4" or 3/8" arbor holes

PART# PRLADM25



CARBIDE BURRS

Double Cut 1/4" Shank

SHAPE	CUT LENGTH	PART#
SA/B Cylinder	1"	MTCSA3L-DC
SC Radius End	1"	MTCSA5-DC
SB Ball	1"	MTCSB5-DC
SD Radius Tree	5/16"	MTCSA3-DC
SF Pointed Tree	3/4"	MTCSF3-DC
SG Taper Radius	1"	MTCSG5-DC
SL Pointed Cone	1-1/8"	MTCSL4-DC
SM	7/8"	MTCSM5-DC



Extra Long 6" 1/4" Shank

SHAPE	CUT LENGTH	PART#
SA	1"	MTCSA5L6-DC

SD 11/16" MTCSA7L6-DC

SF 1" MTCSF5L6-DC



Aluma Cut 1/4" Shank

SD 7/16" MTCSA5-NF

SB 1" MTCSB5-NF

SL 1-1/8" MTCSL4-NF

SILVER LINE™ ZIRCONIA MAXIDISC™ FLAP DISCS

Designed ferrous metals, iron, steel and stainless steel.

Type 27

SIZE	GRIT	PART#
4-1/2 x 7/8	40	PRLMX4540ZT
4-1/2 x 7/8	80	PRLMX4580ZT
7 x 5/8 with Hub	40	PRLMX740ZTH



SURFACE PREP WHEEL

4-1/2" x 7/8 Prep Wheel for Angle Grinders

Designed for cleaning steel, aluminum, stainless steel and non-ferrous metals. They are engineered with a non-woven material.

4-1/2 x 7/8 Fine
PART# PRLNW45MF

4-1/2 x 7/8 Super Fine
PART# PRLNW45GSF



"BIG BOY" ULTIMATE ZIRCONIA HI-DENSITY FLAP DISCS

with Fiberglass Backing

For use on stainless steel, ferrous and non-ferrous metals, titanium & aluminum



Dia x Arbor: 7"x5/8-11 Type 27 (flat)
(ZA40) PART# WEN235152
(ZA60) PART# WEN235153
(ZA80) PART# WEN235154

Dia x Arbor: 4-1/2"x7/8"
(40 grit) PART# WEN235112
(60 grit) PART# WEN235113
(80 grit) PART# WEN235114

ULTIMATE CUT™ WHEELS

Cuts Mild Steel, Stainless Steel & Aluminum too

4-1/2"x.045"x7/8" 13,200 RPM • Type 1 PART# ABR22230

6"x.045"x7/8" 10,200 RPM • Type 1 PART# ABR22240

Depressed Center
4-1/2"x.045"x7/8" 10,200 RPM • Type 27 PART# ABR22380

6"x1/8"x.045"x7/8" 10,200 RPM • Type 27 PART# ABR22390



GRINDING WHEELS

Type 27 Depressed Center

Cutting & Light Grinding Wheel
7 x 1/8 x 5/8-11, 8, 500 RPM
PART# ABR22289

SIZE	GRADE	PART#
4 X 1/4 x 5/8	A24N	ABR20015
4-1/2 x 1/4 x 7/8	A24R	ABR20063
4-1/2 x 1/4 x 5/8-11 w/Hub	A24R	ABR20163
5 x 1/4 x 7/8	A24N	ABR20070
5 x 1/4 x 5/8-11 w/Hub	A24N	ABR20170
6 x 1/4 x 5/8-11w/Hub	A24R	ABR20076
7 x 1/4 x 5/8 w/Hub	A24R	ABR20086
9 x 1/4 x 3/8 w/Hub	A24R	ABR20096



DEPRESSED CENTER CUT-OFF WHEELS



Thin .045 width for right angle grinders

6" x .045 x 7/8"
Grit - A60S
PART# ABR22047

6" x .045 x 7/8"
Grit - A60S
PART# ABR22071

6" x .045 x 7/8"
Grit - A60S
PART# ABR22021



THIN HIGH SPEED CUT-OFF WHEELS



2" x 1/16" x 1/4"
30,558 Max RPM
A60T Grade PART# ABR23005

3" x 1/16" x 3/8"
25,000 Max RPM
A60T Grade PART# ABR23041

3" x 1/16" x 1/4"
25,000 Max RPM
A60T Grade PART# ABR23043

3" x 1/8" x 3/8"
20,372 Max RPM
A24R Grade PART# ABR23060



OVATION™ ORIGINAL 4-1/2" Flap Disc



7/8" 36 Grit
PART# ABR78005

5/8"-11 36 Grit
With Hub Installed
PART# ABR78105



OVATION™ ATTACKER 4-1/2" Flap Disc

- High Density design for softer, cushioned grinding, blending and finishing
- More abrasive material than standard low density flap discs for very long life
- Premium zirconium material for aggressive cutting and long life

with 7/8 Arbor
40 Grit PART# ABR76206
60 Grit PART# ABR76208
80 Grit PART# ABR76209
120 Grit PART# ABR76211

with 5/8-11 Arbor
40 Grit PART# ABR76316
60 Grit PART# ABR76318
80 Grit PART# ABR76319
120 Grit PART# ABR76321



ENDURO-FLEX™ 4-1/2" Flap Discs



- Raised hub fits all standard grinder back flanges
- 13,300 Max RPM

GRIT PART#
60 WAL06B456
80 WAL06B458
120 WAL06B462



TYPE 27 - 5X.045X7/8 CUTTING WHEEL



- For stainless steel use
- Very uniform, high density grain structure is extremely durable and self sharpening

PART# ABR22073



LIGHT ANGLE METAL GRINDING WHEELS



4-1/2 x 1/8 x 7/8
13,300 RPM
PART# ABR22030

5 x 1/8 x 7/8
12,200 RPM
PART# ABR22040

7 x 1/8 x 5/8
8,500 RPM
PART# ABR22052

9 x 1/8 x 5/8
6,600 RPM
PART# ABR22062



Type 27



CERAMIC FOR STAINLESS STEEL GRINDING DISC



- Max 8,500 rpm tr/min
- 7x1/4x5/8"



DEPRESSED CENTER GRINDING WHEELS Blue Fire

- 3x the life of aluminum oxide wheels
- Efficiently grinds a variety of materials from alloys to gray iron

SIZE	MAX. RPM	PART#
4 x 1/4 x 5/8	15,280	NOR66252843177
4-1/2 x 1/4 x 7/8	13,580	NOR66252843214
5 x 1/4 x 7/8	12,225	NOR66252843218
7 x 1/4 x 5/8-11	8,600	NOR66252843235
9 x 1/4 x 5/8-11	6,600	NOR66252843246




Gemini Fast Cut

Quality aluminum oxide. Good choice for steel and ferrous metals as well as specialty applications in aluminum and foundries.

SIZE	MAX. RPM	PART#
4 x 1/4 x 5/8	15,280	NOR66252842020
4-1/2 x 1/4 x 7/8	13,580	NOR66252843584
5 x 1/4 x 7/8	12,225	NOR66252843598
7 x 1/4 x 5/8-11	8,600	NOR66252940147
9 x 1/4 x 5/8-11	6,600	NOR66253049105



REDLINE GRINDING DISC




Mild Steel
4-1/2" x 1/4" x 7/8
PART# PRLDCRED45



WENDT 6"x9" BRITERITE HAND PADS

DESCRIPTION	PART#
Ultra Fine/Gray	WEN963041
Fine/Maroon	WEN963032
Extra Cut/Tan	WEN963031



SPECIALTY ABRASIVE WHEELS



A46N Non-Ferrous Metals
4-1/2 x 1/4 x 7/8
PART# ABR20062

4-1/2 x 1/4 x 7/8
PART# ABR20088

Chop Saw
14 x 3/32 x 1
PART# ABR24052



Type 27



ADVANCE BRUSH

CRIMPED WIRE MOUNTED CUP BRUSHES

Carbon Steel Wire, 1/4" Shank. Use to clean away rust, paint and scale removal or surface preparation



DESCRIPTION	PART#
2" Cup Brush	ADV82826P
2-1/2" Cup Brush	ADV82830P
3" Flared End Brush	ADV82863P

METAL/STAINLESS STEEL STRIPPING DISC

Non-Woven

- For use on Ferrous Metals - iron, steel, and stainless steel
- Removes paint, rust, and stains




PART# PRLSTRIP45H

STANDARD ABRASIVES
BLUFFING BLEND WHEEL

High Strength Disc 6" x 1/2"

- High strength is the best material for light deburring & finishing applications
- Medium grade
- A/O Grain

PART# STD810710



PFERD TWIST BRUSHES



Stringer Bead

This "Mini" stringer bead brush is unexcelled for weld cleaning and other applications where a narrow (3/16) brush face is necessary. Widely used in the pipeline industry for bead weld cleaning.



DIA.	ARBOR	RPM
4"	M10-1.25	20,000
4"	5/8-11	20,000
4-1/2"	5/8-11	20,000
4-7/8"	5/8-11	15,000
6"	5/8-11	10,000



Full Cable

Made with larger knots than the stringer bead, this brush covers more surface in a single pass in unconfined area applications. Ruggedly constructed for heavy duty work.

DIA.	ARBOR	RPM
4"	5/8-11	20,000
5"	5/8-11	15,000
6"	5/8-11	10,000

PFERD CUP BRUSHES



SERVUS-BILT wire cup brushes utilizes knot-type construction to provide brushing tools for applications requiring medium to low flexibility and high impact cutting action. Knot-type construction assures excellent balance. For use on most portable power tools.

Servus-Bilt Knot Style

SIZE	ARBOR	MAX.RPM	PART#
2-3/4"	5/8 x 11	14,000	ADV82220P
2-3/4"	M10 x 1.25	14,000	ADV82228P
4"	5/8 x 11	9,000	ADV82523P
5"	5/8 x 11	7,000	ADV82529



Sturdi-Bilt Crimped Style Cup Brush

SIZE	ARBOR	MAX.RPM	PART#
2-3/4"	5/8 x 11	14,000	ADV82243P
2-3/4"	M10 x 1.25	14,000	ADV82247P
4"	5/8 x 11	9,000	ADV82510P
6"	5/8 x 11	7,000	ADV82516P



GREENBACK™ Maxidisc™ Type 27

- 4.5" x 7/8", 60 grit, 13,300 max rpm
- Reinforced with a fiberglass backing
- Polyester/cotton flaps cushion the backing



PART# PRLMAX4560ZG



PEARL GRINDING DISCS

Ceramic SRT Grinding Wheel

4-1/2" x 1/4" x 7/8"
PART# PRLDCSRT45

5" x 1/4" x 7/8"
PART# PRLDCSRT50

Aluminum Oxide Flexible Wheel

4-1/2" x 1/8" x 5/8-11
PART# PRLFAC4536H

7" x 1/8" x 5/8-11
PART# PRLFAC7036H



SMOOTH BORE BACKING PAD

- 4-1/2 in x 5/8 in
- Max speed: 11,000 rpm



STANDARD BACKING PADS

- 5/8 in - 11 TPI
- Max speed: 8,500 rpm
- 5" Diameter
PART# ORS675-R500R
- 7" Diameter
PART# ORS675-R700R



ORS•Nasco
5/8 - 11 CENTER NUT
PART# ORS675-102NUT



ENCORE CERAMIC Flap Discs

Contour finishing, deburring, finishing and blending, weld grinding and blending

- Flap discs increase productivity and reduce total grinding and finishing costs by grinding, blending & finishing in 1 step
- 5" diameter
- 12200 Max RPM

GRIT	PART#
40	ABR72828
60	ABR72829
80	ABR72830

TYPE 29 (CONICAL)



SAITECH ABRASIVE WHEELS

Ultimate Performance: Excellent for Stainless Steel. Fast Stock Removal & long life. Patented 3M Cubitron Grain. Used on all Ferrous Metals.

SIZE	PART#
4-1/2 x 1/4 x 7/8	ABR20064
7 x 1/4 x 5/8-11	ABR20089
9 x 1/4 x 5/8-11	ABR20099
3 x .035 x 3/8	ABR23150
4 x .035 x 3/8	ABR23169

Abrasive Wheels for Stainless Steel
Saitech Steel Worker™ Cut-Off Wheel. Excellent on all stainless steel.
14 x 3/32 x 1
PART# ABR24053



SANDING DISCS Fiber Resin

DIA. X ARBOR	TYPE	GRIT	PART#
4" x 5/8	2A	36	ABR56036
		100	ABR56100
4-1/2" x 7/8	A0	24	ABR52424
		36	ABR52436
		50	ABR52450
		60	ABR52460
		80	ABR52480
	2A	120	ABR51120
5" x 7/8	A0	24	ABR52524
		36	ABR52536
		50	ABR52550
		60	ABR52560
5" x 7/8	2A	80	ABR52580
		120	ABR53120
7" x 7/8	A0	16	ABR52716
		24	ABR52724
		36	ABR52736
		50	ABR52750
60	ABR52760		

DIA. X ARBOR	TYPE	GRIT	PART#
4" x 5/8	2A	80	ABR52780
9" x 7/8	2A	16	ABR58016
		36	ABR58036



SURFACE CONDITIONING DISCS

SIZE	TYPE/GRADE	PART#
5"	A CRS	MMM048011-00750
5"	A MED	MMM048011-00643
5"	A VFN	MMM048011-04303
5"	S SFN	MMM048011-00647
7"	A CRS	MMM048011-00751
7"	A MED	MMM048011-00645



Hook & Loop Backing Pads

SIZE	THREAD	MAX RPMs	PART#
5"	5/8"-11	10,000	MMM048011-05680
7"	5/8"-11	6,000	MMM048011-09450

DIABLO CARBIDE TIPPED RECIP BLADES



6" LENGTH USE Pruning & Clean Wood Blade Shown

TPI*	PART#
3	FRDDS0603CP

Nail Embedded Wood	5/7	FRDDS0606CWS3
--------------------	-----	---------------

Thick Metal	8	FRDDS0608CF3
-------------	---	--------------

General Purpose	6/9	FRDDS0609CGP3
-----------------	-----	---------------

Medium Metal	10	FRDDS0610CF3
--------------	----	--------------

Thin Metal Conduit	12	FRDDS0612CF3
--------------------	----	--------------



9" LENGTH Thick Metal Blade Shown

TPI*	PART#
3	FRDDS0903CP

Nail Embedded Wood	5/7	FRDDS0906CWS
--------------------	-----	--------------

Thick Metal	8	FRDDS0908CF
-------------	---	-------------

Medium Metal	10	FRDDS0910CF
--------------	----	-------------

Thin Metal Conduit	12	FRDDS912CF
--------------------	----	------------

*TEETH PER INCH



CHOP SAW WHEELS



TYPE	SIZE	PART#
Stud King	12 x 3/32 x 1	ABR24030

A24R	14 x 1/8 x 1	ABR24040
------	--------------	----------

Stud King	14 x 3/32 x 1	ABR24050
-----------	---------------	----------

A24R	18 x 3/16 x 1	ABR24080
------	---------------	----------

Milwaukee 15.0 AMP SUPER SAWZALL® RECIP SAW



- Patented gear protection clutch
 - Constant Power Technology™
 - Patented counter balanced mechanism
- PART# MLW6538-21**

Length: 18-3/4"
Weight: 9.8 lbs.
Voltage: 120V AC
Keyless adjustable shoe: Yes

Keyless blade clamp: Yes
Stroke length: 1-1/4"
SPM: 0-2,800

6" 18 TPI THIN KERF **SAWZALL®** BLADES



Pack of 5
PART# MLW48-00-5184



Pack of 50
PART# MLW48-01-6184



DEWALT
HEAVY-DUTY RECIPRO SAW

- 0-2,900 strokes per minute and 1-1/8" stroke length
 - Powerful 12 amp motor
 - Lever-action keyless blade
 - Variable speed trigger
- PART# DWTDWE305**



MORSE
THE M. K. MORSE COMPANY
MASTER COBALT® METAL



Pack of 5

6" Long, 3/4"
Wide Recip Blades

TPI 14 **PART# MORRB614T05**
TPI 18 **PART# MORRB618T05**
TPI 24 **PART# MORRB624T05**



HEAVY-DUTY 14" CHOP SAW

- Patented Quick-Fence™ tool-free, 45° adjustable fence
 - Heavy-duty compression spring
 - Extra wide solid steel base
 - Quick-Lock vise
 - Soft start
- PART# DWTD28715**

Amps: 15
No Load Speed: 4,000rpm
Horsepower: 5.5
Quick Lock Vise: Yes
Wheel Arbor: 1"
Wheel Diameter: 14"
Max Capacity-Round: 5"
Tool Length: 21"



DEWALT
14" MULTI-CUTTER SAW

- Cuts a wide variety of materials, ferrous and non-ferrous
 - Carbide tipped blade delivers virtually burr-free cuts
 - No Load Speed: 1,300 rpm.
 - 1" Wheel Arbor
 - Max Capacity: 5-3/16" on Round; 6-1/2 x 4-1/2" on Rectangular
 - Quick-lock vise
 - 45° adjustable fence
 - Spindle lock
 - 15 Amp / 4 HP motor
- PART# DWTDW872**



14" SLUGGER
Metal Cutting Saw

- Well balanced handle design for better control
- Low speed high torque motor
- High precision durable steel construction
- Quick release table/base clamp cuts 0° to 45°
- Smooth bevel and angle cutting adjustments
- Table/base clamp with quick release
- Integrated chip collection
- Eye protection plate
- Cast aluminum base
- Depth stop

PART# JANMCCS14K

Input Power: 120V
Motor: 1800 W
RPM (no load speed): 1300
RPM/Weight: 53.79 lbs.
Max Depth Angular: 4-3/4"
Max Depth Round: 5"

Includes: 1 blade, 1 wrench, 1 table vise, 1 safety eyewear, 1 ear protection, 1 instruction manual



ABRASIVE 14" CUT OFF WHEELS



- 14" X 7/64" X 1", No. 10
- A36P BAF, 4300 RPM
- For use on all ferrous materials
- Designed for use with most 14" Cut-Off Saws

PART# MAKB-10849-5



METAL CUTTING BLADES



TYPE	SIZE/TEETH	PART#
Mild Steel	14" 66	JANMCBL14
	7 1/4" 54	JAN63502007200
Aluminum	14" 80	JANMCBL14ALM
	7 1/4" 54	JAN63502007210
Stainless Steel	14" 90	JANMCBL14SS
	7 1/4" 48	JAN63502007220
Thin Steel	14" 90	JANMCBL14TS

HEAVY-DUTY 14" CUT OFF SAW



- 15 Amp / 4 HP motor
 - Cuts up to 5" tube
 - Weighs 37 lbs for increased portability
 - Tool-less vise adjustments
- PART# MAKLW1401**

Length: 19-3/4"
No Load RPM: 3,800
Capacity: 4" X 7-5/8"
Wheel Diameter: 14"
Amps: 15
Spindle: 1"



14" ABRASIVE CUT OFF MACHINE



Powerful 15A, 4.0 max horsepower motor and speeds up to 3900 RPM



Length: 16"
Voltage: 120 AC/DC
No Load RPM: 3,900
Capacity: 4-5/8x4-5/8
Wheel Diameter: 14"
Spindle Lock: Yes
Amps: 15
Spindle: 1"

PART# MLW6177-20

CEMET SAW BLADE

Metal & Stainless Steel Cutting

- Advanced Laser Cut Stabilizer Vents trap noise and vibration for maximum stability, keeping the blade cool for straight, accurate cuts in metal cutting applications
- Lasting up to 40X longer than standard carbide metal cutting saw blades



SIZE	TEETH	PART#	SIZE	TEETH	PART#
7 1/4"	48	FRDD0748CF	14"	72	FRDD1472CF
12"	60	FRDD1260CF	14"	90	FRDD1490CF



7-1/4" MAGNESIUM HYPOID SAW

- High quality, heat treated hypoid steel gears
- Powerful 15.0 AMP, 4,500 RPM motor
- Magnesium components

Blade Diameter: 7-1/4"
No Load Speed: 4,500rpm
Overall Length: 17-3/4"
Watts Out: 2,300
Max. Cutting Capacity (at 90°): 2-3/8"
Max. Cutting Capacity (at 45°): 1-3/4"
Max. Cutting Capacity (at 50°): 1-9/16"
AMPS: 15
Arbor: 5/8"
Weight: 13.2lbs.

PART# MAK5377MG




MAGNESIUM

PORTABLE BAND SAW BLADES



- Fits All Standard Portable Band Saws
- Long life Rc 65-67 Matrix II Cutting edge
- Reduced Breakage



Pack of 3

Master Cobalt Bi-Metal	
8/11 Vari. Tooth	PART# MORZWEP44811MC
10/14 Vari. Tooth	PART# MORZWEP441014MC
14/18 Vari. Tooth	PART# MORZWEP441418MC
Standard Bi-Metal	
18 Tooth Reg.	PART# MORZWEP4418W
24 Tooth Reg.	PART# MORZWEP4424W

BAND SAW KIT Deep Cut, Portable

- Superior balance and ergonomics
- Powerful 10 amp motor
- 5" deep cut capacity for round & rectangular stock
- LED sight light
- Variable speed dial

PART# DWTDWM120K



Amps: 10 Amps
Ft/Min: 100-350 FPM
Max Cap.
(Rectangular): 5x4-3/4"
Power Tool Type: Corded
Tool Length: 21"
Tool Weight: 15.0 lbs

Includes: Hex Wrench, standard 44-7/8"x1/2"x.020" blade & Kit Box

5 X 5" CUT CAPACITY DEEP CUT BAND SAW

- 11Amp motor w/CPT™
- Job Site Armor™
- All metal direct drive
- Gear protecting clutch

PART# MLW6232-21



Length: 21
Weight: 14.5 lbs.
Voltage: 120V AC
Amps: 11
Construction Type: Grounded

DON'T SEE WHAT YOU NEED?



SPECTRUM® 625 X-TREME

Plasma Cutting System with New XT40 Torch and X-Case

- Set your own parameters on mild steel with infinite voltage control
- LVC™ - line voltage compensation
- X-Case™
- Wind Tunnel Technology



Rated Output:
40 A at 140 VDC
50% Duty Cycle
27 A at 92 VDC
20% Duty Cycle
20 A at 88 VDC
35% Duty Cycle
Dimensions
(HxWxD):
9" x 5-1/2" x 13-1/4"

Includes: XT40 hand-held torch with 12 ft (3.7 m) cable, heavy-duty work clamp with 12 ft (3.7 m) cable, X-CASE, 10 ft (3 m) MVP power cord, MVP plugs 5-15P (120 V, 15 A) and 6-50 P (240 V, 50 A), shoulder strap and consumables box with 2 electrodes, 2 tips, 1 air deflector and air fitting.

CUT CAPACITY

Recommended Cut: 5/8"
Max Cut: 7/8"

PART# MLR907579

SUB-MICRONIC COMPRESSED AIR FILTER



1/4" NPT ports match the fittings on most plasma systems. Equipped with mounting bracket.

PART# IWDM-26

Max. Flow @ 80 PSI: 2700 SCFH
Max. Pressure: 125 psi
Removal Rating: .01 Microns
Size: 5" x 7"



Replacement Filter Element
For M-26. (4pk)
PART# IWDM-723

THERMAL DYNAMICS

Air Filter Inline Kit


Suitable for use with all Thermal Dynamics plasma cutting systems. 1/4" NPT gas couplings.

PART# TDC7-0250A

Max Working Pressure: 250 psi (17.2 BAR)
Max Air Flow: 600 SCFH
Filter Rating: 5 Microns



SPECTRUM 2050 PLASMA TORCH PARTS



A. Drag Shield PART# MLR192053

B. Retaining Cup MLR192050

C. Standard Tip MLR177890

D. Standard Electrode MLR192047



SPECTRUM® 375 X-TREME

Plasma Cutting System with X-Case

- X-Case™: provides ultimate protection during transport and storage
- Multi-Voltage Plug (MVP™)
- LVC™ - line voltage compensation

Includes: XT30 hand-held torch with 12 ft cable, heavy-duty work clamp with 12 ft cable, X-CASE, 10 ft MVP power cord, MVP plugs 5-15P (120 V, 15 A) and 6-50 P (240 V, 50 A), shoulder strap and consumables box with 2 electrodes, 2 tips, 1 air deflector and air fitting

Rated Output:
30 A at 140 VDC
35% Duty Cycle
27 A at 92 VDC
20% Duty Cycle
20 A at 88 VDC
35% Duty Cycle
Dimensions
(HxWxD):
9" x 5-1/2" x 13-1/4"

CUT CAPACITY

Recommended Cut: 3/8"
Max Cut: 5/8"

PART# MLR907529



STANDOFF ROLLER

For use with ICE-12C, ICE-27C & ICE-60 Plasma Torches
PART# MLR253054



SPECTRUM 375 PLASMA TORCH PARTS

ICE-27C & ICE-27T Torch Consumables



Electrode, 25A
PART# MLR176655



Tip, 25A
PART# MLR176656



IN-LINE AIR FILTER

Mounts to back of Spectrum plasma cutters (375, 625 X-Treme, 875, & 875 Auto-Line). Includes male and female 1/4" NPT quick disconnect fittings and hose for easy on/off connection. Filters to .85 microns. PART# MLR228926



TOMAHAWK™ 1000 Plasma Cutting System

The Tomahawk 1000 has PowerConnect® Technology – that automatically senses and adjusts to input power for a range of 200 up to 600 volts, single or three phase, 50 or 60 hertz. Cutting output remains constant. Engine Drive Compatible – Select a Lincoln Electric Ranger® or Vantage® to power your Tomahawk® in remote locations. Front Panel Purge Control – Makes it easy to set the air flow rate without initiating the plasma arc. **PART# LNCK2808-1**

PERFORMANCE PLUS PROTECTION
3 YEAR WARRANTY PARTS & LABOR
LINCOLN ELECTRIC

CUT CAPACITY

Recommended Cut: 3/4"
Max Cut: 1"



LINCOLN ELECTRIC

Input Power: 208-575V, 1/3 Phase
Output Range: 20 - 60 Amps
Rated DC Output: 40 A / 96 V / 100%
60 A / 104 V / 50%
Air Pressure Required: 87 - 109 PSI
Weight: 70 lbs (31.75 kg)

ASK US ABOUT LINCOLN ELECTRIC
Capital™ Financing

TOMAHAWK™ 625 Plasma Cutting System

The Tomahawk 625 is portable enough for one person to carry to any jobsite at just 34 lbs. Great for cutting mild steel, stainless steel, aluminum, brass and copper. Just hook up the compressed air, grab your torch and start cutting.

- Rapid Arc Restrike
- Front Panel Purge Control
- Cool Operation, Long Consumable Life
- Engine Drive Compatible

PART# LNCK2807-1

PERFORMANCE PLUS PROTECTION
3 YEAR WARRANTY PARTS & LABOR
LINCOLN ELECTRIC

CUT CAPACITY

Recommended Cut: 1/2"
Max Cut: 5/8"



LINCOLN ELECTRIC


Input Power: 208/230/1/50/60
Output Range: 10 - 40 Amps
Rated DC Output: 24 A / 89.6 V / 100%
29 A / 91.8 V / 60%
40 A / 96.0 V / 35%
Air Pressure Required: 80 - 110 PSI

ASK US ABOUT LINCOLN ELECTRIC
Capital™ Financing

LINCOLN ELECTRIC

LC25 PLASMA TORCH

Consumables For Tomahawk 375 Air Plasma Cutting System



ITEM	PART#
A. Electrode	LNCKP2842-1
B. Nozzle, 25A	LNCKP2842-2
C. Retaining Cap	LNCKP2842-3
D. Swirl Ring	LNCKP2842-4
E. Spacer	LNCKP2842-5

TOMAHAWK™ 375 AIR Plasma Cutting System

- Internal Air Compressor
- 3/8" Maximum cut capacity
- Rapid Arc Restrike
- Front Panel Purge Control

PART# LNCK2806-1

CUT CAPACITY

Recommended Cut: 5/16"
Max Cut: 3/8"



LINCOLN ELECTRIC

Input Power: 208 / 230 / 1/60
Output Range: 10 - 25 Amps
Rated DC Output: 13 A / 85.2 V / 100%
18 A / 87.2 V / 60%
25 A / 90 V / 35%
Air Pressure Required: 80 - 110 PSI

Includes: Internal air compressor (external air connection also standard, Lincoln Electric LC25 Torch with 10 ft. cable, Air regulator and pressure gauge, Internal water separator, Work clamp and cable, spare consumables, shoulder strap, and input power cord.

ASK US ABOUT LINCOLN ELECTRIC
Capital™ Financing

PCT 80 TORCH CONSUMABLES

Patent pending PCT80 and VORTECH™ technology consumables generate the tightest cutting arc in the industry for unmatched cutting speed and capacity. Patented full-flow cooling for the longest consumable life in the industry.

Electrode	PART# LNCKP2063-1B1
VORTECH™ Nozzle (.043)	PART# LNCKP2062-2B1
Gouging Nozzle (.068)	PART# LNCKP2062-4B1
Shield Cup	PART# LNCKP2064-1
Drag Cup	PART# LNCKP2065-1



LINCOLN ELECTRIC



BARNES WELDING SUPPLY
Division of Fresno Oxygen

FOR ALL YOUR TOOL NEEDS



PORTABLE TORCH

- Welds up to 3/32"
- Cuts up to 1-1/4"



PART# VIC0384-1452

Includes: Rugged molded plastic tote with handle, WH26FC handle, CA25 cutting attachment, SR150CR-540 oxygen regulator, SR160AR-200 (MC) acetylene regulator, UM250 #2 welding tip, 3-101 #0 cutting tip, 12-1/2" - 3/16" dual line hose, spark lighter & goggles

THERMAL DYNAMICS CUTMASTER 58
Industrial Hand Plasma

The Cutmaster 58 is the most powerful 5/8 in. (16 mm) machine on the market today. This unit cuts through mild steel, stainless, or aluminum up to 1 in. (25 mm) thick. The Cutmaster 58 combines power with the well-known performance and features of the industry-leading 1Torch®.

- 208-230 Volt, Single or Three Phase. 50% Duty Cycle @ 60 Amps
- Built for portability and durability with the integral multi-handle design
- SL60QD 1Torch quick disconnect with ATC® (Advanced Torch Connector) allowing selective replacement of either the torch handle assembly or the torch leads, using the patented SureLok® technology also available as an RPT Torch
- 5/8 in. (16 mm) recommended cut capacity with greater than 1 in. (25 mm) maximum cut and 1/2 in. (13 mm) pierce rating
- Industry leading 4-year warranty on power supply and 1-year warranty on torch **PART# TDC1-5830-1**



Includes: Cutmaster 58 Power Supply, 20' SL60QD 75-Degree Torch, Spare Parts Kit, 10' Input Power Cable 1Ph with 230V Plug, Work Cable & Clamp

CUT CAPACITY	
Recommended Cut:	1/2"
Max Cut:	1-1/4"

POWDER SPRAY TORCH KIT

- Use in farm implements, cast iron repairs, thread repairs, bearing surfaces and more.
- Deposit thickness is controlled by the powder flow rate and movement of the torch
- Powder is then fused to the base material, forming a smooth, hard deposit
- Powder application and fusion take place in one operation
- This torch provides powder feed into the gas mixture
- For Acetylene & Oxygen Only

PART# VIC0384-1265

Includes: 100 FC Torch Handle, TE tips: size 3, 4, REMF Tip: size 6, 1 lb. of Tungsten Carbide #600, 1 lb. of Nickel base #22, Elbow assembly, Hopper assembly



1TORCHES
with ATC® Torch Connection


The 1Torch™ RPT torch is the first plasma cutting torch that performs with a majority of plasma cutting power supplies. The 1Torch works with high frequency, CD, touch and moving parts (blow back) start systems. To get started select your torch, torch connector (not included), and consumables.



**SL60 - Light/
Medium Duty**
20' Lead, 20 - 80 Amps
PART# TDC7-5204

**SL100 - Medium/
Heavy Duty**
20' Lead, 20 - 120 Amps
PART# TDC7-5206

CONSUMABLES
SL60/SL100



1. O-Ring PART# TDC9-3487 PART# TDC9-3486	2. Electrode MaxLife® PART# TDC9-8215	3. Start Cartridge PART# TDC9-8213
4. Tip - Cutting TYPE/TIP PART# SL60/100 - 40A TDC9-8208 SL60/100 - 60A TDC9-8210 SL100 - 70A TDC9-8231 SL100 - 80A TDC9-8211 SL100 - 100A TDC9-8212	4. Tip - Drag TYPE/TIP PART# SL60/20A TDC9-8205 SL60/30A TDC9-8206 SL60/100/40A TDC9-8207	4. Tip - Gouging TYPE/TIP PART# SL60/40A - A TDC9-8225 SL60/100/ 60A - B TDC9-8226 SL60/100/ 80A - C TDC9-8227 SL60/100/ 100A - D TDC9-8228
5. Shield Cup TYPE/TIP PART# SL60/100 TDC9-8218	6. Shield Cup, MaxLife SL60/100 TDC9-8237	7. Shield Cap, Deflector SL60/100 TDC9-8243
8. Shield Cap, Drag 50-60A SL60/100 TDC9-8235	8. Shield Cap, Drag 70-100A SL100 TDC9-8236	9. Shield Cap, Gouging SL60/100 TDC9-8241
10. Shield Cap, Mach 50-60A SL60/100 TDC9-8238		

NEED A RENTAL?



- 110V & 230V MIG Welders
- Portable Engine Drive Welders
- Plasma Cutters
- TIG Welders
- Fume Extractors

GIVE US A CALL WE HAVE WHAT YOU NEED.

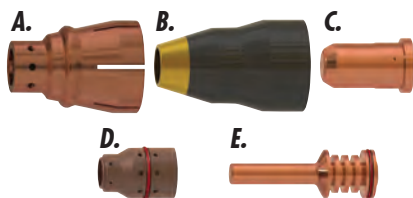
DAY/WEEK/MONTH



CUTTING AND GRINDING

HYPERTHERM A Hypertherm Associates Brand **AIR T30 HAND TORCH CONSUMABLES**

Powermax30 Air Drag-cutting (15-30A)



A. Shield/Deflector PART# HYP420399

B. Retaining Cap HYP420135

C. Nozzle HYP420134

D. Swirl Ring HYP420133

E. Electrode HYP420132

POWERMAX30[®] AIR **HYPERTHERM** A Hypertherm Associates Brand **Plasma Cutting System**

Despite its small size, the Powermax30[®] AIR delivers big performance. The smallest, lightest handheld plasma cutting system in its class, it includes its own built-in air compressor, so you can use the Powermax30 AIR anywhere there's single-phase power. Just plug it in, attach the work clamp and you're ready to cut.

- Generator requirement - 5.5kw or 5,500 watts
 - New AIR T30 torch is rugged and designed to withstand the toughest environments
- PART# HYP088096**

Rated Input:
120-240V, 1-Phase
Rated Output:
15-30A @ 83 VDC,
Duty Cycle @ 104°F
35%(240V), 20% (120V)
Weight: 29.8lbs

Includes: Power supply, air T30 hand torch w/ 15' lead and work clamp w/15' lead, 240 V/20 A plug with adapters for 120 V/15 A and 240 V/20 A circuits



Powermax 30[®] Air Consumables Kit

Includes: 1 - Deflector, 1 - Retaining Cap, 7 - Nozzles, 1 - Swirl Ring, 7 - Electrodes
PART# HYP851462



CUT CAPACITY

Recommended Cut: 5/16"
Max Cut: 5/8"

*compared to Powermax30[®]

POWERMAX30[®] XP **HYPERTHERM** A Hypertherm Associates Brand **Plasma Cutting System**

Professional-grade plasma system for handheld cutting 3/8" metal.

- Generator requirement - 5.5kw or 5,500 watts
- High-power cutting on thick metal plus FineCut[®] consumables for detailed, thin metal cutting
- New Duramax[™] LT torch withstands impact & heat
- 120 or 240 V power w/ Auto-Voltage[™] technology and included plug adapters
- Twice the consumable life*
- Durable carrying case

Rated Input:
120-240V, 1-Phase
Rated Output:
15-30A @ 125 VDC,
Duty Cycle @ 104°F
35%(240V), 20% (120V)
Weight: 21.4lbs

Includes: Power supply, 15' Duramax[™] LT hand torch w/ standard consumables, 15' work clamp, 240 V/20 A plug, Consumable kit w/ 1 standard nozzle, & plastic carry case



Powermax 30[®] XP Consumables Kit

Includes: 2 - Shields, 1 - Retaining Cap, 7 - Nozzles, 1 - Swirl Ring, 7 - Electrodes
PART# HYP851479




CUT CAPACITY

Recommended Cut: 3/8"
Max Cut: 5/8"

*compared to Powermax30[®]

DURAMAX LT **HYPERTHERM** A Hypertherm Associates Brand **HAND TORCH CONSUMABLES** For Use with Powermax30 XP



A. Deflector Fine Cut PART# HYP420115

B. Shield Drag Cut HYP420116

C. Retaining Cap HYP420114

D. Nozzle Fine Cut HYP420117

E. Nozzle Std. Cut HYP420118

F. Swirl Ring HYP420211

G. Electrode HYP420120

POWERMAX45® XP

Plasma Cutting System

The Powermax45® XP plasma cutter delivers increased cut capacity - up to 16 mm (5/8") metal - as well as faster cut speeds, and automatic gas adjustment for quick, simple setup and operation. New Duramax® Lock torches support handheld and mechanized cutting of a wider range of metal thicknesses, along with precision gouging such as spot weld removal, and marking capabilities.

PART# HYP088112

Rated Input:
120-240V, 1-Phase
Rated Output:
15-30A @ 125 VDC,
Duty Cycle @ 104°F
35%(240V), 20%(120V)
Weight: 21.4lbs

CUT CAPACITY

Recommended Cut: 5/8"
Max Cut: 1-1/8"



HYPERTHERM®

A Hypertherm Associates Brand

- Small size and light weight provide exceptional portability
- No need to change the air pressure. Smart Sense™ technology ensures that it is always correctly set.
- Mark, score and make precision gouges with new low amp process.
- SpringStart™ technology ensures consistent starting
- 20' torch w/ consumables



Powermax 45® XP Consumables Kit

Includes: 2 - Shields, 1 - Retaining Cap, 7 - Nozzles, 1 - Swirl Ring, 7 - Electrodes
PART# HYP851510

HAND TORCH CONSUMABLES

Duramax/
Duramax Lock
(Shown)



HYPERTHERM®

A Hypertherm Associates Brand




For use with Powermax45 XP,
Powermax65, Powermax85

ITEM	PART#	
Nozzle, Drag-Cutting 45A	HYP220941	
Nozzle, Drag-Cutting 65A	HYP220819	
Shield, Drag-Cutting	HYP220818	
Swirl Ring	HYP220857	
Retaining Cap	HYP220854	
Electrode	HYP220842	

SL40 PLASMA TORCH

For use with the Cutmaster 42 Plasma Cutting System

- ATC connection PART# TDC7-0040
- 75° Head
- 15 ft. lead



ITEM	PART#
A. Electrode	TDC9-0096
B. Start Cartridge	TDC9-0097
C. 20A Drag Tip	TDC9-0091
C. 40A Drag Tip	TDC9-0093
C. 40A Stand Off Tip	TDC9-0094
D. Shield Cup	TDC9-0098



CUTTING GUIDE KIT

Offering the cutting guide ease of operation on all standard hand held torches from 12 amps to 100 amps all in one kit.

- Includes everything you need to cut circles from 2.125" to 41.5"
- Easy add-on attachments to fit most Thermal Dynamics torches
- For precise straight-line, circle cutting and beveling
- Includes standoff roller guide, circle guide, radius bar, pivot pin, suction pivot and magnetic pivot
- Handy, durable carrying case holds all parts PART# TDC7-8910



AIR FILTER KITS

For All Thermal Dynamics Plasma Cutting Systems



Two Stage Air Line
Preassembled and easy to install. This two stage extractor/dryer filters moisture and contaminants to 5 microns.
PART# TDC7-7500



Extractor
This in-line extractor is highly effective at removing moisture and particulate matter from the air stream to at least .85 microns. PART# TDC7-7507

Filter Element Replacement
PART# TDC9-7741





POWERMAX85 SYNC

Plasma Cutting System

The Powermax85 SYNC™ is a next-generation professional grade air plasma cutter that dramatically simplifies system operation for cutting and gouging up to 25 mm (1"). Features automated system process set-up via advanced RFID-enabled SmartSYNC™ torches and a revolutionary single-piece cartridge consumable that provides trackable utilization data. The Powermax85 SYNC maximizes productivity through reductions in downtime, optimized cut quality performance and streamlined consumable inventory management.

PART# HYP083183

CUT CAPACITY

Recommended Cut: 1"
Max Cut: 1-1/4"

Rated Input:
200-480V, 1-Phase
200-600V, 3-Phase
Rated Output:
25-85A @ 143 VDC,
Duty Cycle @ 104°F
100% @ 66A, 230-600V
60% @ 85A, 230-600V
50% @ 85A, 200-240V
40% @ 85A, 200-208V
Weight: 67lbs



CUTTING AND GRINDING



HYPERTHERM PLASMA CUTTERS

MADE IN AMERICA!



POWERMAX65 SYNC

Plasma Cutting System

The Powermax65 SYNC™ is a next-generation professional grade air plasma cutter that dramatically simplifies system operation for cutting and gouging up to 20 mm (3/4"). Featuring automated system process set-up via advanced RFID-enabled SmartSYNC™ torches and a revolutionary single-piece cartridge consumable that provides trackable utilization data. The Powermax65 SYNC maximizes productivity through reductions in downtime, optimized cut quality performance and streamlined consumable inventory management.

PART# HYP083343

CUT CAPACITY

Recommended Cut: 3/4"
Max Cut: 1"

Rated Input:
200-480 V, 1-PH
200-600 V, 3-PH
Rated Output:
20-65A @ 139 VDC,
Duty Cycle @ 104°F
50% @ 65A, 230-600V
40% @ 65A, 200-208V
100% @ 46A, 230-600V
Weight: 61lbs



CONTENDER 540/510

EDGE 2.0 Torch Outfit

The NEW EDGE™ 2.0 Outfit comes with everything you need to get started: (2) EDGE 2.0 regulators, cutting attachment, welding handle, cutting tip, tip cleaner, striker, goggles, hose, welding nozzle, and heating nozzle.

- Torch handle with built-in flashback arrestors and check valves
- Cuts up to 8" and Welds up to 3" with accessories
- ESS32 Series regulators

PART# VIC0384-2130

Includes: CA2460 cutting attachment, WH315FC welding handle, EDGE 2.0 regulators, cutting tip, tip cleaner, striker, goggle, hose, welding nozzle, and heating nozzle.



VICTOR
AN ESAB BRAND



EDGE 2.0

- Long coupler
- Two sized dials
- Easy to read gauges
- Crumple zone knob

540/510 ESS4 HEAVY DUTY JOURNEYMAN

Heavy duty torch outfit features Victor Professional Edge Series 2.0 regulators and cuts up to 3/4" and welds up to 1/2". The Edge Series 2.0 regulators are a legend in the industry with two different sized gauges, extended connections and crumple zone knobs.

PART# VIC0384-2101

Includes: Regulator, Torch handle with built-in flashback arrestors and check valves, Cutting attachment, Cutting tips, Heating nozzle, Welding nozzles, T-grade hose 20' x 1/4", Striker and tip cleaner, and goggles



VICTOR
AN ESAB BRAND

EDGE 2.0

- Long coupler
- Two sized dials
- Easy to read gauges
- Crumple zone knob

JOURNEYMAN® 450

The Journeyman® 450 heavy duty cutting and welding system features the Industry Standard 450 Series regulators conveniently packaged with the CA2460 cutting attachment, the 315FC welding handle which features reverse flow check valves and patented built in flashback arrestors.

- Patented Built-in Flashback Arrestors and Check Valves
- One cutting attachment for all fuel gases (with proper tip)
- Heavy Duty Construction
- SR450 Series Regulators

PART# VIC0384-0807

This system is pre-configured to include three cutting tips (sizes 0, 1, & 2) and a 1W welding nozzle



VICTOR
AN ESAB BRAND

JOURNEYMAN II 540/510 ESS4 Heavy Duty Edge Series Regulators

The Victor Heavy Duty Journeyman II Propylene Torch Kit is durable, flexible and reliable. It can cut up to 3/4" or 8" when you use optional tips. Welds can be made up to 1/2" or 3" by using optional nozzles. The Victor Heavy Duty Journeyman II Propylene Torch Kit is made of outstanding materials. The body is forged brass. The bolts are stainless steel. The regulatory housing cap is made with zinc-aluminum alloy which has much stronger yield strength than brass. Knobs are color-coded so gases are very easy to quickly identify.

- Torch handle (315FC)
- Welding nozzle (size 2)
- Cutting attachment (CA 2460)
- Cutting tip (1-1-101)
- Soft sided goggles
- ESS4 Edge series regulators (ESS4-125-540 & ESS4-15-510)
- 20 ft. x 1/4" "T" grade multi-fuel hose
- Striker and tip cleaner

PART# VIC0384-2111



VICTOR
AN ESAB BRAND

PERFORMER ESS32 Medium Duty Edge Series Regulator

Features Edge Series regulators, some of the most compact industrial regulators. These regulators are solidly constructed with durable materials. They also feature color-coded control knobs so you can quickly and easily identify gases. The torch handle features check valves and built-in flashback arrestors.

Includes: Torch handle (100FC), Welding nozzle (size 0), Cutting attachment (CA 1350), Series 3 Cutting Tip, Edge 2.0 Regulators with built-in gauge guards, 12.5 ft. x 3/16" "T" grade multi-fuel hose, Soft sided shade 5 goggles, Striker & Tip Cleaner



PART# VIC0384-2125

VICTOR
AN ESAB BRAND

DON'T SEE WHAT YOU NEED?

ASK US!
Give us a call and we'll try and get it for you

More Stores, Open More Hours For Your Convenience!

FRESNO M-F: 7AM - 5PM SAT: 8AM - 12PM	MADERA M-F: 7AM - 5PM SAT: 8AM - 12PM	CLOVIS M-F: 7:30AM - 5PM SAT: 8AM - 5PM	VISALIA M-F: 7:30AM - 5PM SAT: 8AM - 12PM	PORTERVILLE M-F: 7:30AM - 5PM SAT: 8AM - 12PM	BAKERSFIELD M-F: 7AM - 5PM SAT: 8AM - 5PM
MODESTO M-F: 7AM - 5PM SAT: 8AM - 12PM	SACRAMENTO M-F: 7AM - 5PM SAT: 8AM - 5PM	STOCKTON M-F: 7AM - 5PM SAT: 8AM - 5PM	CITRUS HEIGHTS M-F: 7AM - 5PM SAT: 8AM - 5PM	SALINAS M-F: 7AM - 5PM SAT: 8AM - 5PM	TURLOCK M-F: 7AM - 5PM SAT: 8AM - 12PM



Division of Fresno Oxygen

**Need Supplies on THE WEEKEND?
No Problem!**

CUTTING AND GRINDING

TOUGH CUT - CGA510 ACETYLENE OUTFIT

Includes:

- Oxygen & Acetylene Regulators
- Regulator mount check valves
- 20-ft 3/16" twin hose
- Cutting attachment
- Torch handle
- Friction lighter
- Safety glasses
- Operations
- Tips



MADE IN USA



PART# SMIMB55A-510



VICTOR

AN ESAB BRAND

CO2 & ARGON FLOWMETER REGULATORS

For MIG, TIG and other Inert Gas Welding Applications

HRF242-580 Argon
PART# VIC0781-2731

HRF2480-320 CO2
PART# VIC0781-2727



PURGING REGULATOR



- Designed for nitrogen purging and joint testing of air conditioning and refrigeration systems
- Delivery range: 10 to 500 PSIG; CGA 580

PART# VIC0781-9281



DFM SERIES DUAL FLOW REGULATOR



- Flowmeter Range: 5-50 SCFH Argon/ 20-150 Helium
- Outlet Connection: 5/8" - 18 RH (F), CGA 0327
- Gas Service: Argon/Helium
- HP Gauge PSIG: 0-4000
- CGA Inlet Conn: 580
- Max Inlet PSIG: 3000

PART# VIC0781-1153



MEDIUM DUTY REGULATORS



Acetylene
CGA Connection: 510
PART# IWDAREGMD

Oxygen
CGA Connection: 540
PART# IWDOREGMD

Nitrogen
CGA Connection: 580
PART# IWDNREGMD

Regulator Set: Oxygen & Acetylene
CGA Connection: 540/510
PART# IWDQAREGMDSET



EDGE™ SERIES REGULATORS



Nitrogen,
Argon,
Helium



Oxygen-Ess3-125-540
PART# VIC0781-5100

Acetylene-Ess3-15-510
PART# VIC0781-5105

Inert-Ess3-125-580
PART# VIC0781-5116

Oxygen-Ess4-125-540
PART# VIC0781-5127

Acetylene-Ess4-15-510
PART# VIC0781-5132

Inert-Ess4-125-580
PART# VIC0781-5143

FLOWMETER REGULATORS



CO2 w/ Heat Exchanger

- Flow range - 10-80 SCFH (5-38LPM)
- Preset delivery pressure - 30 PSIG
- Inlet connection - CGA 320

PART# SM135-30-320

Medium Duty - Single Stage Argon-CO2

- Flow: 10 - 80 scfh
- Inlet Connection - CGA 580
- Inlet Pressure - 3000 psig
- Outlet Connection - 5/8-18 RH Internal
- Outlet Pressure - 80 psig

PART# SM122-80-580



REPLACEMENT GAUGES FOR REGULATORS



INLET 1/4"
(Standard in the industry)

2" x 30 PSI
PART# GAU2-30-R/L

2" x 100 PSI
PART# GAU2-100

2" x 200 PSI
PART# GAU2-200

2" x 400 PSI
PART# GAU2-400

2" x 4000 PSI
PART# GAU2-4000

2 1/2" x 30 PSI
PART# GAU2-1/2-30-R/L

2 1/2" x 100 PSI
PART# GAU2-1/2-100

2 1/2" x 200 PSI
PART# GAU2-1/2-200

2 1/2" x 400 PSI
PART# GAU2-1/2-400

2 1/2" x 4000 PSI
PART# GAU2-1/2-4000



**25GX-500 CLAMSHELLED
REGULATOR**

- For Argon, Helium, and Nitrogen
- Medium to heavy duty gauge
- 2.5" dials

PART# HAR3000606

**MODEL 801
REGULATOR**

- Medium duty Gauges
- Ergonomic knob
- 2" dials

Acetylene
PART# HAR3002193Oxygen
PART# HAR3002194**25GX CLAMSHELLED
REGULATOR**

- Medium to heavy duty Gauges
- Ergonomic knob
- 2.5" dials

Acetylene
PART# HAR3000682Oxygen
PART# HAR3000681**HOSE
REPAIR KIT**


Includes 1/4" & 3/16" hose ends, splicers, couplers & a crimping tool PART# HOSKIT

**TEFLON TAPE**

Pipe thread sealant

1/2" x 520"

PART# MKL44072

**100W SERIES WELDING
HOSE
REEL**

Hose not included

PART# COX112WL-1-100

**6FT GAS
CONNECTION
HOSE**



PART# MWPARH06

WELDING HOSE REELSRetractable with
50' of 1/4" twin
grade T hose

PART# WCMHRR14T50

weldcote
metalsManual
Will hold up to
100' of twin 1/4"
welding hose
PART# WCMHRMWTHose Not
Included**SINGLE STAGE
REGULATORS**

Designed for heavy duty applications & for larger cylinders.

TPR 250 Series -
Victor CutSkill® Light DutyMODEL# DELIVERY RANGE
TPR 250-125-320 5-125 PSIG
PART# VIC0781-9127SR 450 Series -Victor Professional
Heavy DutyMODEL# DELIVERY RANGE
SR 450D-580 5-125 PSIG
PART# VIC0781-0528SR 450E-580 10-200 PSIG
PART# VIC0781-0543**OXY-ACETYLENE
- UL LISTED
TWIN
HOSE REEL**

- SPRING MOTOR with de-clutching spring arbor drive to eliminate spring damage
- LOCKING RATCHET with spark free locking mechanism
- FULL FLOW SWIVEL JOINTS, solid brass
- Designed for simultaneously conveying oxygen and acetylene gas
- Double "O" ring sealed design

40' of dual line
1/4" x 17/32" hose

PART# COXP-W-140

**TWIN LINE
WELDING
HOSE**Meets all
OSHA CGA
& RMA
standards

GRADE R for OXYGEN & ACETYLENE

3/16" x 12-1/2 ft. PART# HOS3/16-12.5

3/16" x 25 ft. PART# HOS3/16-25

3/16" x 50 ft. PART# HOS3/16-50

3/16" x 100 ft. PART# HOS3/16-100

1/4" x 25 ft. PART# HOS1/4-25

1/4" x 50 ft. PART# HOS1/4-50

1/4" x 100 ft. PART# HOS1/4-100

GRADE T for OXYGEN & MOST FUEL GASES
Including MAPP & PROPANE

1/4" x 25 ft. PART# HOS1/4-25-T

1/4" x 50 ft. PART# HOS1/4-50-T

1/4" x 100 ft. PART# HOS1/4-100-T

ARGON/CO2 REGULATOR /FLOW METERS



Argon
• Meter Range (CUFT/HOUR): 10-50
• CGA inlet connection: 580
PART# VIC0781-9213

Carbon Dioxide
• Meter Range (CUFT/HOUR): 10-38
• CGA inlet connection: 320
PART# VIC0781-9218



Manufactured by Victor®
**SINGLE
FLOW
GAUGE
Argon/CO2**



Comes with 10ft hose

PART# VIC0781-4245

MEDIUM DUTY-CGA 580 FLOW GAUGE



• Dimensions 6.38"x5.13"x4.25"
• Not designed to protect downstream equipment



PART# IWDFLOWGAUGEMD

OXY-ACETYLENE WELDING NOZZLES



• For general purpose welding and brazing
• Compatible with Victor products

SIZE	PART#	STYLE
00	4301300	00-VW
00	4301301	00-VW-1
0	4301302	0-VW-1
1	4301303	1-VW-1
2	4301304	2-VW-1
3	4301305	3-VW-1
4	4301306	4-VW-1
0	4301293	0-VW
1	4301294	1-VW
2	4301295	2-VW



REGULATORS

Single Stage Oxy- Acetylene - Twin Pack

Series 30 single-stage regulators are extremely durable and contain our exclusive Sure Seat™ filtered seat technology for extended seat and regulator life **PART# SMIHTP2**



Medium Duty Acetylene

• 0-15psig
• CGA 510
• Max inlet pressure 400 psig
PART# SM130-15-510



Medium Duty Oxygen

• 0-100psig
• CGA 540
• Max inlet pressure 3,000 psig
PART# SM130-100-540



SINGLE STAGE REGULATORS



OXYGEN

MODEL# **SR450D-540** PSI OUTPUT 5 to 125
PART# VIC0781-0527

SR250C-540 4 to 80
PART# VIC0781-0027

SR5-60-540 2 to 60
PART# VIC0781-4227

SR150CR-540 4 to 80
PART# VIC0781-4228

ACETYLENE

MODEL# **SR460A-510** PSI OUTPUT 2 to 15
PART# VIC0781-0584

SR260A-510 2 to 15
PART# VIC0781-0087

SR-6-15-510 2 to 15
PART# VIC0781-4233

SR160AR-200 2 to 15
PART# VIC0781-4232



CGA 870 COMPACT CLICK-STYLE MEDICAL OXYGEN REGULATOR

Max Pressure: 3,000psi
Size: CGA 870
Type: Yoke Connection



1/2, 1, 2, 3, 4, 6, 8, 10, 15, 25 LPM Delivery
PART# WESOPA-850

CUTTING TIPS OXY- ACETYLENE

RANGE	TIP SIZE	PART#
Cutting 3/16" to 3/8"	00	HAR6290-00
Cutting 3/8" to 5/8"	0	HAR6290-0
Cutting 5/8" to 1"	1	HAR6290-1
Cutting 2" to 3"	2	HAR6290-2

OXY- PROPANE	TIP SIZE	PART#
Cutting 3/8" to 5/8"	0	HAR6290-0NX
Cutting 5/8" to 1"	1	HAR6290-1NX



OXYGEN & ACETYLENE CUTTING TIPS

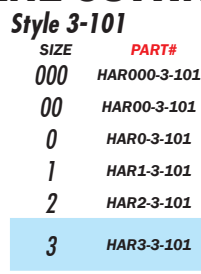
Style 1-101

SIZE	PART#
000	HAR000-1-101
00	HAR00-1-101
0	HAR0-1-101
1	HAR1-1-101
2	HAR2-1-101
3	HAR3-1-101
4	HAR4-1-101



Style 3-101

SIZE	PART#
000	HAR000-3-101
00	HAR00-3-101
0	HAR0-3-101
1	HAR1-3-101
2	HAR2-3-101
3	HAR3-3-101



Original Manufacturer's Replacement Parts
Victor Style Cutting Tips
STYLE SIZE
1-101 000 thru 4
3-101 000 thru 3

VICTOR TYPE 101, SERIES 1
30° CUTTING TIPS
AN ESAB BRAND General purpose



SIZE/STYLE	PART#
0-1-101-30	VIC0330-0198
1-1-101-30	VIC0330-0199

VICTOR CUTTING TIPS
AN ESAB BRAND

Oxygen & Acetylene Tips

STYLE	SIZE	PART#
	000	VIC0330-0003
	00	VIC0330-0004
	0	VIC0330-0012
1-101	1	VIC0330-0005
	2	VIC0330-0006
	3	VIC0330-0002
	4	VIC0330-0007
	5	VIC0330-0008



STYLE	SIZE	PART#
	000	VIC0331-0002
	00	VIC0331-0009
	0	VIC0331-0013
3-101	1	VIC0331-0014
	2	VIC0331-0015
	3	VIC0331-0016
	4	VIC0331-0017

Oxygen & Propane Tips

STYLE	SIZE	PART#
	0	VIC0333-0399
3-GPN	1	VIC0333-0400
	2	VIC0333-0401
	00	VIC0333-0301
	0	VIC0333-0302
GPN	1	VIC0333-0303
	2	VIC0333-0304
	3	VIC0333-0305
	5	VIC0333-0307



4 oz.



GAS LEAK DETECTOR

Safe for all gases including oxygen

Provides an easy and efficient method of leak detection. Gas Leak Detector is non-flammable and non-corrosive. It forms a readily visible and stable foam that ensures reliable detection. Functional at any temperature above 15° F. PART# DYF800



ACETYLENE CUTTING TIPS

To be used with the Koike's Silvercut 250 Torch and IK-12 Beetle Cutter

Specs for 102-0

Plate Thickness: 3/8"	
Cutting Speed: 22	
Oxygen PSIG	
-Cutting: 30	
-Preheat: 30	
Fuel PSIG: 2.8	
Kerf Width: 0.06	

PART# KNA102-0


Specs for 102-1

Plate Thickness: 1/2"	
Cutting Speed: 21	
Oxygen PSIG	
-Cutting: 40	
-Preheat: 40	
Fuel PSIG: 2.8	
Kerf Width: 0.07	

PART# KNA102-1



CUTTING ATTACHMENTS



Medium Duty - CA 1350

PART# HAR1300048

Heavy Duty - CA 2460

PART# HAR1300452

QUICK COUPLERS for Inert Gases

- Brass quick connectors
- Reverse flow check valves
- B-size 5/8-18



WESTERN

- Color coded blue
- UL listed



For regulator to Hose
PART# WESQDB-33

For Hose to Machine
PART# WESQDB-34

FLASHBACK ARRESTORS

- Built in check valve prevents reverse flow
- Fits all 9/16"-18, "B" size regulators & torches



Torch Set

PART# IWDWEMFBK-200

Regulator Set

PART# IWDWEMFBK-100

ROSEBUD HEATING NOZZLES Oxy-Acetylene



SIZE	PART#	STYLE
6	4301296	6-VMFA
8	4301297	8-VMFA
10	4301298	10-VMFA
6	4301309	6-VMFA-1
8	4301310	8-VMFA-1



MULTI-FLAME ROSEBUD HEATING NOZZLES



For use w/300FC torch handle

MODELS	SIZE	PART#
MFA-CS	8	VIC0387-0062

MFA	10	VIC0387-0063
-----	----	--------------

For use w/100FC torch handle

MFA-1	6	VIC0387-0072
-------	---	--------------

MFA-1	8	VIC0387-0073
-------	---	--------------

WELDING TORCH HANDLES



Medium Duty

#100FC-CS
PART# VIC0387-0011

Heavy Duty

#WH315FC
PART# VIC0382-0093



TORCH HANDLES



Heavy Duty

315 Torch Handle w/ Check Valves
PART# HAR1400422

Medium Duty
100FC Torch Handle w/ Check Valves
PART# HAR1400424

ST 900FC SERIES STRAIGHT CUTTING TORCHES



MODEL NUMBER	LEVER POSITION	TIP SERIES	ANGLE	LENGTH	PART#
ST900FC	Top Rear	1	90°	21"	VIC0381-1621
ST930FC	Top Rear	1	90°	36"	VIC0381-1624


- Cutting Capacity 1/8" to 5"
- Hose connections are 9/16"-18
- Built-in patented flashback arrestors & reverse flow check valves
- For use with any fuel gas, 5 PSIG & above

TWO HOSE MACHINE CUTTING TORCHES

MT 200 Series

- Supplied with accessory reverse flow check valve, to be used on the torch inlet connections
- For use with acetylene and other pressurized gases
- 7" cutting capacity
- Use series 1 cutting tips.

MODEL#	LENGTH	BARREL LENGTH	PART#
MT204A	8-1/2"	4"	VIC0380-0215
MT210A	14"	10"	VIC0380-0217



VICTOR
AN ESAB BRAND

CUTTING AND GRINDING

SAFETY-Z COUPLING SETS

WZG Set - Regulator to Hose

PART# KNAZA3232220

WZA Set - Hose to Hose

PART# KNAZA3232240

WZO Set - Hose to Torch

PART# KNAZA3232260



BRASS QUICK COUPLERS

Allow you to change cutting or welding torches without the use of tools

For torch to hose

PART# WESQDB-10

\$44.29

For regulator to hose

PART# WESQDB-30



REVERSE FLOW CHECK VALVE

- One of the essential safety precautions for Oxy-acetylene welding
- Guards against accidents caused by gases mixing in hose, regulators or cylinders

PART# WESWE-60

Does not stop flashbacks



HANDY PERSON TORCH KIT




Division of Fresno Oxygen



- Welds up to 3/8" steel with optional larger tips
- Compatible with Victor® products
- Cuts up to 6"

PART# ASY HAR-HP-KIT

Includes: Kit includes full Oxygen & Acetylene cylinders, 40 cf. oxygen, 40 cf. acetylene, Anthony 38-B Cylinder Cart, Flame Tech Medium Duty Utility Kit



IK-12 BEETLE Portable Gas Cutting Machine


- Stepless Drive System
- Multiple use oxy-fuel machine
- Lightweight at only 20.9 lbs.
- Extendable 72" track sections

Includes: IK-12 Beetle S-100 with 1 torch, One (1) - 72" track, and three (3) - 102 series cutting tips.

Known around the world as one of the best portable cutting machines in the industry

Cutting Thickness: 1/4" - 2"
Cutting Speed: 6 - 32 inches per minute
Speed Control: Single Cone System
Motor: Condenser-induction
Power Source: 110V/60 Hz or 220V/50 Hz
Cutting Tips: Koike 100 Series Size 0, 1, & 2
Weight: 20.9 lbs

PART# KNAIK12-S100





PICLE 1-II

Portable, Manual Operated Pipe Cutting Machine

- Two Cutting Modes: Bevel cut or Straight Cut
- Works with pipe 4" to 24" in diameter with standard chain - simply add or remove links as needed
- Manually operated - no power needed to cut pipe which makes it great for working in the field
- Worm gear drive with low gear ratio ensures extremely smooth travel

PART# KNATBGA25003

CUTS TWO WAYS



Effective Pipe Diameter: 4"-24"
Standard Chain-Cutting Thickness: Up to 2"
Cutting Shape: Square & Bevel - up to 45°

MOTORIZED GAS CUTTING TORCH HANDY AUTO

- Performs clean machine quality oxy-fuel cuts for multiple applications
- Drive switch linked to cutting oxygen valve for both drive power and operation of cutting oxygen
- All position drives - cut in any position from any direction

PART# KNAZA4011103

Cutting Thickness:
1/8" - 2"
Cutting Speed:
8 - 28" per/min
Speed Control:
Transistor Control
Wheel Drive:
Friction Drive
Motor:
DC 12V, 7200 RPM
DC: 12V
Power Source:
AC 120V / 220V



Includes: Motorized torch body, Support Wheel, Bevel Wheel, Guide Handle, Small Circle cutting attachment



TIP CLEANERS



13 Wire Standard
Sizes .020" thru .073"
PART# IWDWM650C

4.5" King
Smooth easily inserted
short pilot end
PART# IWDWM660C

SELF-STORING STEP DOWN SPACER

- No lost or misplaced spacers
- Accuracy
- Adaptable
- No changing

Four required

PART# MAT03-0110-15A



**MATHEY
DEARMAN**



600 POWDER FLUX

General Purpose
Brazing Flux

Features active range of 1400F to 2200F. Use with low fuming bronze and nickel silver brazing alloys (Harris 15, 17), steel, cast iron, copper-base alloys.

PART# HAR600FX01



WEARSPRAY POWDER

Custom Blended

Nickel-based tungsten carbide powder deposits consist of undissolved tungsten carbides embedded in high strength matrix

PART# RANSF74X5



Ranite SP-74



SILVER/PHOS/COPPER FILLER METALS

SAFETY-SILV 45
45% Silver Content
PART# HRS45-1/16-1
Per 1 troy oz. Coil



Cadmium-Free 1/16" dia

SAFETY-SILV 56
56% Silver Content
PART# HRS56-1/16-1
Per 1 troy oz. Coil




Cadmium-Free 1/16" dia

PHOS/COPPER
0% Silver Content
PART# HRS0-1/8X050
Per 1 troy lb. pkg. of 28 sticks

STAY-SILV5
5% Silver Content
PART# HRS5-1/8X050
Per 1 troy lb. pkg. of 28 sticks

STAY-SILV15
15% Silver Content
PART# HRS15-1/8X050
Per 1 troy lb. pkg. of 28 sticks



1/8" x .050 x 20

SHORT SADDLE MACHINES

Pipe Cutting & Beveling

- One machine replaces literally thousands of saddle templates, contour templates or paper patterns
- Our three models work on a range of pipe diameters from 1½" to 12"
- Compact design and lightweight high-strength aluminum construction
- Easily installed and operated by one person
- Create precision shapes in minutes not hours
- Dramatically speeds cutting and reduces or eliminates grinding
- Trial and error manual fit-up is a thing of the past along with its wasted time and materials
- Complete field portability

'MSA'

Pipe Size: 1.5" - 4"
Net Weight: 10 lbs.
PART# MAT03-0100-000

'1SA'

Pipe Size: 3" - 8"
Net Weight: 16 lbs.
PART# MAT03-0101-000

'2SA'

Pipe Size: 6" - 12"
Net Weight: 26 lbs.
PART# MAT03-0102-000




**MATHEY
DEARMAN**

TIP DRILL SET ANCHOR BRAND

- 12 high carbon steel drills, sizes 74 through 52 inclusive contained in each set
- Chuck holds all sizes
- Extra drills stored in case
- Diameter: 0.0225"

PART# ANCTD-3



TURBOTORCH

255-01P
TIP CLEANER
MAP-Pro/LP Gas



PART# VIC0386-1213

PLASMA CUTTING GUIDE

Guide allows you to cut holes from 5/8" to 36" in diameter, and will cut straight and irregular cuts. Special non-conductive Delrin bushings included. Please order based on the outer diameter (O.D.) of your torch head. **PART# FWTBPG601-1.070**

Fits Torches w/ 1.070" O.D.



PLASMA WIZ

Cuts holes from 5/8" dia. to 8" dia. without any wheels.

Description of Cutting Head

- fits torches w/ 1.070" O.D. **PART# FWT30061-1.070**
- 1.200" O.D. **PART# FWT30061-1.200**



MAGNETIC TORCH GUIDE

- Includes two adjustable holding blocks
- Stainless steel 24" cutting rail

PART# FWTMSG230



Torch Guide Extension
PART# FWTMSG230-24

LIGHTNIN' BUG SPARK LIGHTER

- Ignites ALL industrial fuel gases: Oxy-Acetylene, Natural gas, Propane, Methane, Mapp, Propylene, etc.
- Never needs Flints, batteries or charging

PART# ORS08-100



World Wide Welding, Inc.



CIRCLE WIZ

Circle Cutting Attachment

Will cut holes from 5/8" in dia. to 8" in diameter in plate or pipe and is especially handy for cutting out the holes for matching saddle cuts, weldolets and threadolets

PART# FWTCW-300



TORCH TIP STANDOFF

- Helps keep proper burning height at all times
- Prevent cutting tips from being damaged

PART# FWT70501



Torch not included

SHURLITE SPARK LIGHTERS

Single Flint Lighter w/Flints **Single Flint Renewals**
PART# FUL3021 **PART# FUL3011X**

Triple Flint Lighter w/Flints **Single Flint Renewals**
PART# FUL5021 **PART# FUL5012X**



UNIVERSAL CIRCLE BURNER



- Equipment with two wheels and centering pin
- Cut circles or straight lines with any oxy-fuel cutting torch
- Three set screws in the rotating head center the torch rip

PART# LENCB-30




Cuts 3-1/2" to 30"

MAGNETIC CIRCLE LAYOUT & BURNING GUIDE

- Cuts circles up to 30" in diameter
- Features sliding soapstone and a 360° scale on magnetic base for circle layouts

PART# FWT28439



BRONZE 36" Cut-Length Wire

15 Bare Bronze

1/16 x 36"
PART# FB15-1/16

3/32 x 36"
PART# FB15-3/32

1/8 x 36"
PART# FB15-1/8

5/32 x 36"
PART# FB15-5/32

3/16 x 36"
PART# FB15-3/16

1/4 x 36"
PART# FB15-1/4



Boxes come in 10 lbs

15C Flux Coated Bronze

1/16 x 36"
PART# FB15FC-1/16

3/32 x 36"
PART# FB15FC-3/32

1/8 x 36"
PART# FB15FC-1/8

5/32 x 36"
PART# FB15FC-5/32

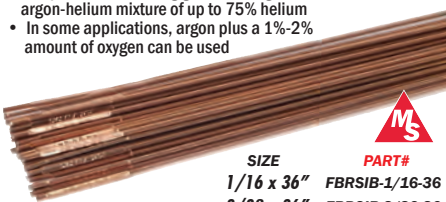
3/16 x 36"
PART# FB15FC-3/16



36" CUT-LENGTH WIRE SILICON BRONZE



- The preferred shielding gases are argon or an argon-helium mixture of up to 75% helium
- In some applications, argon plus a 1%-2% amount of oxygen can be used



MS

SIZE **PART#**

1/16 x 36" **FBR5IB-1/16-36**

3/32 x 36" **FBR5IB-3/32-36**

1/8 x 36" **FBR5IB-1/8-36**

CARBON STEEL 36" BRAZING WIRE



1 lb. tubes

DESCRIPTION	PART#
R45 Steel 1/16"x36"	WCMR45116x36T1P
R45 Steel 1/8"x36"	WCMR4518x36T1P
R45 Steel 3/32"x36"	WCMR45332x36T1P
R60 Steel 1/16"x36"	WCMR60116x36T1P
R60 Steel 1/8"x36"	WCMR6018x36T1P
R60 Steel 3/32"x36"	WCMR60332x36T1P

TANK VISE

Helps secure your tanks



- For storage or horizontal transport
- Handles all size cylinders from S to T
- Safely secures tanks to wall
- Hardware included
- Heavy Duty

PART# TMTPTV1



CYLINDER SAFETY CAPS

GrifTan, Inc.
"The safety cap people"

Fits all standard cylinders. Rugged, Heavy Duty construction meets DOT, OSHA, MSHA requirements. Thread size: 3-1/8" x 11".

Acetylene Collar - Fine Thread
PART# GRIAC-12

High Pressure Cap - Fine Thread
PART# GRIGT-11



MEDIUM/ HEAVY DUTY MODEL 355 ARGON GAS FLOWMETER KIT



Harris® 355AR-58010 Medium/heavy-duty Single Stage Flow meter Regulator Kit is designed for argon cylinders. This high flow regulator with 2" brass scale gauge delivers pressure ranging from 0 - 70 PSIG and supply pressure gauge of 4000 PSIG. It features dual calibration on argon flow tube and sensitive needle valve for fingertip control. Regulator is preset at 20 PSIG and conforms to CGA E-4 standard for gas pressure regulators.



PART# HAR4400235

MEDIUM DUTY MODEL 601 PORT-A-TORCH KIT *without Cylinders*



Kit is designed to weld, cut and braze. It includes hose striker, safety glasses and carrying tote. The Harris Victor Compatible Oxy/Fuel Cutting Welding Torch Outfit is 100% Victor compatible.

PART# HAR4403215

- Cuts up to 4"
- Flashguard Check Valves

MEDIUM/ HEAVY DUTY MODEL 301 ARGON GAS FLOWGAUGE KIT



Harris® 301AR-58010 Argon Flow gauge Single Stage Regulator Kit is designed to be compact, lightweight, medium/heavy-duty and rugged. Regulator provides accurate pressure regulation that is ideal for small cylinders or confined spaces. It comes with 2" dual scale gauge, includes 10' x 3/16" inert gas hose in a clamshell packing. It features one-piece encapsulated seat design with an internal filter and a PTFE Teflon® seat.



PART# HAR4400229

EXTRA HEAVY DUTY MODEL 450 IRONWORKER KIT

The industrial duty Model 450 regulator has many of the premium features found only in high priced regulators. The Harris Victor Compatible Ironworker VXT 510 Oxy/Fuel Cutting Welding Torch Outfit is 100% Victor compatible.

- Cuts up to 8"
- Equal pressure mixer
- 2.5" dials
- Flashguard Check Valves

PART# HAR4400374



FLASHBACK ARRESTOR *with Check Valve*



- Prevent reverse flow of gases
- For oxygen and fuel gas



88-5 FBR
PART# HAR4301651
88-5 FBT
PART# HAR4302202

HEAVY DUTY MODEL 25GX IRONWORKER KIT

The Harris VHD heavy duty welding and cutting outfit features Harris' most popular regulators, combination torch handle and cutting attachment. The Harris Victor Compatible Ironworker VHD 510 Oxy/Fuel Cutting Welding Torch Outfit is 100% Victor compatible.

- Cuts up to 8"
- Equal pressure mixer
- 2.5" dials
- Flashguard Check Valves

PART# HAR4400373



"B" 9/16" BRASS & STEEL QUICK CONNECTORS



- Shut off gas supply when disconnected
- Brass and steel



26-QCR
PART# HAR4301653
26-QCT
PART# HAR4301654

MEDIUM DUTY MODEL 801 IRONWORKER KIT

The Harris Ironworker® VMD medium duty welding and cutting outfit features the new Model 801 regulators, VH10 combination torch handle and VH13 cutting attachment. Harris "V" Series products allow users of Victor® style cutting torches, handles, cutting attachments, mixers and tips.

- Flashguard Check Valves
- Equal pressure mixer
- Cuts up to 4"
- 2" dials

PART# HAR4400372



AIR/ ACETYLENE TORCH KIT
Screw-in Style Tips
PART# IVDWM300101



Includes: torch handle with front mount valve, screw-in tip model WM300113, "B" regulator, 12 foot hose, spark lighter and cylinder wrench



SMITH EQUIPMENT
THE LITTLE TORCH



MADE IN USA
Welds fuses materials as thin as .001in up to 16 gauge

Includes: 11-1101C torch, #3-7 curved tips, 8' (2.4m) hoses and instruction manual



PART# SMI23-1001D



HEAVY DUTY TRIGGER TORCH
for MAP-Pro™ & Propane

- Ignition button lock for continuous use
- Piezo igniter for instant flame
- Ergonomic handle design
- Swirl combustion tip

PART# HAR1400356



TURBOTORCH
AN ESAB BRAND

SELF-LIGHTING PROPANE/MAPP® TORCH KIT

- TurboTorch's swirl combustion technology
- Quick disconnect handle and tips.
- Self igniting trigger
- Replaceable tips

PART# VIC0386-0839

Includes: RL-P (CGA-510) Regulator, H-4 Handle, H-12 Hose, and PL-5T Tip. Soft Solders 2-1/2". Silver Brazes 1-1/4". Instruction Manual. Soldering & Brazing size based on Propane. Capacity larger on MAPP® gas.



PROPANE HEAVY DUTY HIGH-OUTPUT TORCH KIT

- Used for weed burning, drying, general heating, melting, roofing or anywhere requiring large volumes of outdoor heat
- For use with vapor propane only

PART# IVDWM300801
Includes: Torch, Flow Adapter, 10 ft. hose and lighter

VICTOR TURBOTORCH
AN ESAB BRAND

EXTREME SELF-LIGHTING ACETYLENE TORCH KIT

Extreme swirl technology delivers high heat, super fast, reducing brazing time and fuel consumption. Features quick-disconnect handles and tips, replaceable tips and color coded "O" rings for quick gas identification.

PART# VIC0386-0833

Includes: AR-B (CGA 520) Regulator, G-4 Handle, AH-12 Hose, and PL-5A tip.



BERNZOMATIC PROPANE TORCH KIT

- Flame temperature in air = 3450 F
- Recyclable

PART# BOMUL2317

Propane Replacement
PART# BOMTX9

Propylene Replacement
PART# BOMMG9



AIR FILTRATION KIT

Comes with a 1-micron filter to protect Hypertherm Powermax® plasma cutting systems against contaminated air and an auto-drain moisture separator that filters water and moisture from air lines.

- Flow capacity: 20 scfm @ 100 psi
- 1/4" port

PART# HYP128647



LEATHER TORCH COVER

The leather torch sheath provides additional protection for torch leads against cuts, burn-through and abrasion. Available in black in 25' sections.

PART# HYP024877



Amflo PNEUMATIC ACCESSORIES

Heavy Duty Regulator

Gauge not included
1/2" N.P.T. Regulator, 5-125 PSI Gauge
Port: 1/4" N.P.T., Max. Inlet Pressure: 300 PSIG
PART# AMF27424



Mini Air Regulator

1/4" N.P.T. Regulator, 5-160 PSI
Inlet pressure: 300 psig
PART# AMF27444



MODEL VH10-801-510 MD COMBINATION V-SERIES IRONWORKER KIT



- Cuts up to 4"
- Welds up to .5" steel with optional larger tips.

PART# HAR4403260

Includes: Model 801-15-510 Fuel Gas Regulator, Model 801-145-540 Oxygen Regulator, Model VH10 Torch Handle, Model VH13 Cutting Attachment, Model V3-101-1 Cutting Tip, 9/16 in. x 20 ft. (6M) Twin 1/4 in. x 1/4 in. R-grade Oxy, Acetylene Hose, Trilingual Kit Manual, V-Series Tip Chart



Back-Mount
2-1/4" N.P.T. • 0-300 PSI Range
PART# AMF24804

Air Filter

1/2" N.P.T. filter polycarbonate bowl, Max. Inlet Pressure 150 PSI, Max Temp. 125° F.
PART# AMF27321



INDUSTRIAL SHOP EQUIPMENT

9400 DRILL PRESS

Infinitely Variable Speed



- Variable speed from 0 to 1200 rpm
- Adjust speeds while operating in the material
- High torque at low rpm speeds
- Instantaneous reversing for tapping **PART# ELL9400**

Drill shown with Chuck (which is sold separately)

Motor: 2 HP AC, 1-phase 110/220
Drilling Capacity: Steel: 1-1/16"
Cast Iron: 1-1/4"
Dimensions: 69-1/2" x 20" x 29"
Spindle Travel: 5-3/8"
Weight: 675 lbs.



3/4" Chuck w/ Arbor Adapter
PART# ELL4649



MAGNETIC DRILL PRESS



- Magnetic coolant bottle can be placed on either side of tool or on a work surface
- 4-3/8" drill travel offers maximum capacity
- 10.0 Amp motor - 2 speed
- Overload Protection electronics
- Quick Release feed handles
- Motor height adjustment
PART# DWTDWE1622K

Cutter Accepted:
3/4" Weldon
No Load Speed:
300/450 rpm
Twist Bit Capacity:
1/2"
Annular Cutter: 2"
Drill point pressure:
4-3/8"
Height:
14.25"
Weight:
33 lbs.



DRILL PRESSES



- Hinged metal belt and pulley cover
- Rotating, tilting, crank-operated worktable
- Spindle is supported by high quality ball bearings
- A 1/2" dia. external depth stop with three nut locking feature
- Built-in work lamp on all models, bulb not included
- Drill chuck and key
- Positive depth stop



16.5" Floor Model

5/8" Drilling Capacity, 3/4 HP, 1-phase, 115/230V, Prewired 115V
PART# JETDP-17MF

20" Floor Model (Shown)

1" Drilling Capacity, 3/4" Chuck, 1-1/2 HP, 1-phase, 115/230V, Prewired 115V
PART# JETDP-20MF



ULTRA LOW PROFILE MAGNETIC DRILL

HMD 130

- Patented quill feed arbor for smooth cuts and minimal maintenance.
- Uses RotaLoc Plus™ annular cutters which requires no tools for installation or removal.
- Feed handle switches easily from side to side.
- Ratchet can be used in place of feed handle.
- Positive slug ejection.
- High torque gearing.
- Lift detector safety system.
- Rear mounted controls.
- Carrying handle.
- One year warranty.

PART# HOU0130101

Electrical System:
115V, 50/60 Hz - 9A, 1035W
Motor: 9A (120V), 450 RPM
Diameter: 1/2"-1-3/8"
Drillpoint Breakaway: 735 lbs.
Dimensions: 6-11/16" H x 6-3/4" W x 14-11/16" L
Cutting Depth: 1"
Weight: 23.8 lbs.



Includes: Carrying Case, Slick-Stik™ Lubricant, & Safety Strap



ROTALOC PLUS ANNULAR CUTTERS



For Use with HMD 130



HOU17818
shown

SIZE	PART#
7/16"	HOU17814
1/2"	HOU17816
9/16"	HOU17818
5/8"	HOU17820
11/16"	HOU17822
3/4"	HOU17824
13/16"	HOU17826
7/8"	HOU17828
15/16"	HOU17830
1"	HOU17832
1-1/16"	HOU17834



Pilot
PART# HOU17810



12,000-SERIES "ROTABROACH" ANNULAR CUTTER

DIA	DEPTH / CUT	PART#	DIA	DEPTH / CUT	PART#
7/16"	1"	HOU12114	3/4"	1"	HOU12124
	2"	HOU12214		2"	HOU12224
1/2"	1"	HOU12116	13/16"	1"	HOU12126
	2"	HOU12216		2"	HOU12226
9/16"	1"	HOU12118	7/8"	1"	HOU12128
	2"	HOU12218		2"	HOU12228
5/8"	1"	HOU12120	15/16"	1"	HOU12130
	2"	HOU12220		2"	HOU12230
11/16"	1"	HOU12122	1"	1"	HOU12132
	2"	HOU12222		2"	HOU12232

DIA	DEPTH / CUT	PART#	DIA	DEPTH / CUT	PART#
1-1/16"	1"	HOU12134	1-1/8"	1"	HOU12136
	2"	HOU12234		2"	HOU12236
1-1/4"	1"	HOU12140	1-3/8"	1"	HOU12144
	2"	HOU12240		2"	HOU12244
1-1/2"	1"	HOU12148	1-1/2"	1"	HOU12148
	2"	HOU12248		2"	HOU12248



Pilot fits cutter sizes

For 5/8"	1"	HOU10527
	2"	HOU10528
For 7/16"	1"	HOU10531
	2"	HOU10532

For use with Hougen Portable Magnetic Drills and machine tools operations on materials up to 350 BHN. Made of hardened, high speed tool steel and precision ground, cutters feature a 3/4" diameter shank (Model HMD933 requires adapter #02386) and are available in 1, 2, 3, 4 & 6" D.O.C. Plus, modified end tooth geometry for stacked plate drilling is available. "12,000-Series" Annular Cutters are resharpenable using the 10950 Sharpening Machine.

PORTABLE MAGNETIC DRILL - HMD904 with Swivel Base

- Pilot light for low light conditions and greater hole accuracy
- Two stage magnet. Engages full power only when motor is turned on which increases magnet life
- Slot drive arbor system with positive slug ejection
- Many accessories are available for a portable machine shop including: drill chucks, tapping, countersink, and more...
- Lift detector safety system
- Gravity fed coolant system
- Hidden motor cord
- Two year warranty

PART# HOU0904103



Motor:
8A, 920W (115V),
4A, 920W (230V)
450 RPM
Magnet Base:
3-1/8" x 6-9/16"
Magnet Drillpoint
Breakaway:
1" plate - 995 lb.
3/8" plate - 710 lb.
Swivel Area:
1-1/8" x 1-3/8"
Cutter Dia.:
7/16" - 1-1/2"
Depth of Cut: 2"
Weight: 30 lbs.

ECONO MAGNETIC DRILL - HMD900

- Many accessories are available for a portable machine shop including: drill chucks, countersink, vac-pad and more...
- Uses "12,000-Series" or Copperhead carbide cutters • Hidden motor cord
- Lift detector safety system
- High torque Hougen motor
- Slot drive arbor system
- Rigid dove tail slide
- Powerful magnet
- Two year warranty

PART# HOU0900101



Motor:
8A, 920W (115V),
450 RPM
Magnet Base:
3.16" x 6.10"
Magnet Drillpoint
Breakaway:
1" plate - 960 lb.
3/8" plate - 720 lb.
Cutter Dia.: 7/16" - 1-1/2"
Depth of Cut: 2"
Weight: 27.7 lbs.

"12,000-SERIES" CUTTER KITS

Each Kit includes: 9/16, 11/16, 13/16, 15/16, 1-1/16" & (2) Pilots

2" Depth of Cut
PART# HOU12002



1" Depth of Cut
Shown
PART# HOU12001



ROTAMAGIC™ SUPER CONCENTRATED CUTTING FLUID
1 Pint
PART# HOU11741-12



ROTAFOAM™ CUTTING FLUID

17 oz. Works on all types of metals to extend tool life and improve hole finish. PART# HOU11747-12

SLICK-STIK™
1.68 oz. (Non-Toxic)
PART# HOU11746-12

Packs of 12



ROTACUT™ LARGE DIAMETER FRACTIONAL CUTTER KIT Fractional (Clamshell)

Includes: Arbor Assembly, Center Punch, Extra Pilot and 7 Cutters (5/16, 3/8, 7/16, 1/2, 9/16, 5/8 & 3/4") in a plastic case. Perfect for twist drills and hole saws
PART# HOU11075C



TWO AND THREE WHEEL BELT GRINDERS


Model #960-400, 4" x 60"

Two Wheel Belt Grinders

The Model 960 belt grinders provide vigorous contact wheel, work rest, and platen grinding in a frame designed that pivots to ideal work position. Frequently selected as a tool post grinder, roll grinder, and for fixturing into centerless grinding applications.

PART# BUR95030


Motor: 2HP, 220V, 1-phase
Belt Size: 4" x 60"
Belt Speed: 6550 SFPM
Variable Speed: No
Weight: 135 lbs.



2.5x60" 960 Grinder

PART# BUR90100

Motor: 1.5HP, 120V, 1-phase
Belt Size: 2.5" x 60"
Belt Speed: 8000 SFPM
Variable Speed: No
Weight: 110 lbs.



Model #760, 2" x 60" Three Wheel Belt Grinder

PART# BUR75100

Motor: 1.5HP, 120V, 1-phase
Belt Size: 2" x 60"
Belt Speed: 8000 SFPM
Variable Speed: No
Weight: 110 lbs.



Pedestal Stand w/ Adapter

Convenient 33" height. Must be bolted to floor. For use with: 482, 562, 600, 760, 800, 720, 960, 1000, 1200, 1272.

PART# BURBK-746A



BURR KING®


BELT SANDER

2.5 x 60"

Used for grinding, beveling, deburring, descaling, polishing, finishing and tool sharpening. The Ellis Model 6000 Belt Grinder features a contact wheel and a flat grinding surface.

PART# ELL6000

Belt Dimension: 2-1/2" x 60"
Belt Speed: 5000 SFM
Motor: 1 HP Special Duty, 3450 rpm, 60 Hz, 110/208, 230
Dimensions: 24" W x 30" L x 48" H
Weight: 185 lbs.



MADE IN USA

JET

6" X 48"/10" BELT DISC SANDER

- Floor stand included (some assembly required)
- Miter gauge
- Heavy duty one piece steel stand

PART# JET414550K



Motor: 1HP, 115V, 1-phase
Belt / Disc Size: 6" x 48" / 10"
Belt Speed: 1650 SFPM
Disc Speed: 2100 RPM
Dimensions (HxWxL): 57.5" x 19" x 25.5"
Weight: 170 lbs.

STAINLESS STEEL WELD CLEANERS

- Ergonomic and insulated wand design prevents user fatigue
- 2x40 supports the use of (2) wands to double productivity
- Compatible with New Brush and Etching Options
- 2x40 higher power setting for faster cleaning of MIG/TIG weld
- Electro-chemical reaction does not alter the surface finish
- Efficient process dramatically reduces finishing time and labor costs

2x40 Model

PART# CWC2X40

1x30 Model

PART# CWC1X30

Includes: 110v power for portability to any job site, and can be wired for 220v for international use



CAPITAL
WELD CLEANERS

4-OZ. ULTRA LUBE™ High Performance, High Viscosity

- Super concentrated, no-run formula, clings to vertical surfaces for continual lubrication
- Rich gold color and thick consistency give a quality appearance not available with thin, runny fluids

PART# VDT96050



FERRO SLICK LUBRICANT 8 fl. oz.

Air Tools - will penetrate, clean out sludge and deposit a film of Teflon on inner parts.

Wire Feed - for wire feed problems. Not for use with Aluminum MIG Welding.

PART# FERFERRO-SLICK



MINI SHOP ROLLS

- High quality flexible DAF material
- Closed coat, resin over resin bond
- 1-1/2"x10 yds

GRIT **PART#**
80 **ABR80807**
120 **ABR81207**



UNITED ABRASIVES, INC.
SAIT

BENCH GRINDERS

- Heavy-Duty Guarded Toggle Switch on 8" & 10" Models
- Pre-Lubricated and Enclosed Ball Bearings
- Cast Iron Wheel Guards and Dust Vents
- One Piece Quick Adjusting Spark Guards
- Large Eye Shields with Quick Adjustments
- Rubber Mounts Prevent Movement
- Adjustable Tool Rest
- UL Listed motor

6" x 3/4" x 1/2"
1/2 HP - 115 Volt
PART# JETJBG-6B

8" x 1" x 5/8"
1 HP - 115 Volt
PART# JETJBG-8B



BENCH GRINDER WIRE WHEELS



Wide Face Crimped Wire Carbon Steel

DIA.	ARBOR HOLE	MAX RPM
7"	5/8"-1/2"	6,000

PART# ADV81122P

DIA.	ARBOR HOLE	MAX RPM
6"	5/8"-1/2"	8,000

PART# ADV80371



Standard Twist Knot Wire Carbon Steel

DIA.	ARBOR HOLE	MAX RPM
6"	5/8"-1/2"	9000

PART# ADV81666P

DIA.	ARBOR HOLE	MAX RPM
8"	5/8"-1/2"	7000

PART# ADV81704P



HUNTINGTON TYPE WHEEL DRESSERS



#0 for up to 10" Dia. Wheels

PART# DES0

#1 for 10" - 16" Dia. Wheels

PART# DES1


8" GRINDER with 2" x 36" Attachment

- 1HP Industrial motor
- Heavy duty cast iron grinder body and base with pre-drilled mounting holes
- Adjustable tool rest and large eye shield
- Full OSHA approved safety guards
- 5 grinding positions: contact wheel, flat platen, slack belt, disc, and grinding wheel
- Belt attachment can be operated in vertical or horizontal position

PART# MULMT362-8



Amps: 6
RPM: 3450
Motor: 1HP,
Single Phase, 1PH
Disc diameter: 7"
Wheel diameter: 8" x 1", 36 grit
Contact wheel diameter: 3.5"
Belt width: 2"
Belt length: 36"
Platen Size: 2" x 5.875"
Belt speed: 5400



MULTI TOOL Bench Grinding Attachment

Attaches easily to most popular brand of 6" bench grinder of 1/3 HP minimum.

PART# MULMT362



ALUMINUM OXIDE BENCH GRINDING WHEELS

TYPE	SIZE	PART#
A60	6x3/4x1	ABR28000
	6x1x1	ABR28006
	7x1x1	ABR28013
A36	8x1x1	ABR28023
	10x1x1/4	ABR28040
A24	12x2x1/2	ABR28060

TYPE	SIZE	PART#
A60	6x3/4x1	ABR28001
	6x1x1	ABR28007
	7x1x1	ABR28014
	8x1x1	ABR28024
	10x1x1/4	ABR28041
GC60	10x1 1/2 x 1/4	ABR28051
	6x1x1	ABR28103
GC60 Green Silicon Carbide	6x3/4x1	ABR28101



Belt & Disk Starter Kit PART# MULMKT362-DX

- Four bar combo buffing compound set
- Talc Polishing Belt (T-SC) superfine
- Trizact Assorted 3 Pk. 220/400/1200 Grit
- 7" Disc W Assorted 3 Pk 40/80/150 Grit



BANDSAW BEARINGS


For use with saw models: 1600, 1800, 2000 & 3000



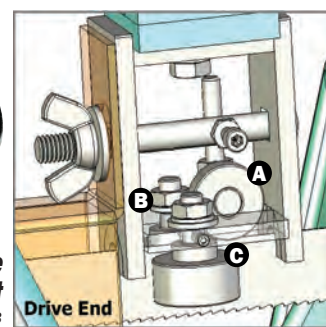

A
Pressure Bearing Assembly
PART# ELL9012



B
Stationary Guide Bearing Kit
PART# ELL6742



C
Adjustable Guide Bearing Kit
PART# ELL6743



HORIZONTAL VERTICAL MITRE BANDSAW

Model# 1600

- Head of band saw moves left or right for angle cutting
- Built-in protractor for accurate selection of angles
- One-Step conversion from horizontal to vertical
- Stock remains in one position for all cuts
- Portable-this band saw moves easily to the job site

PART# ELL1600



Capacity:
10" Round @ 90°
8" Pipe @ 90°
11" Flat @ 90°
Blade Speed:
70-135-250 FPM
Blade Size:
10" x 1" x .035"
Motor:
1 hp 110/220 V, 1-phase.
Dimensions:
59" L x 24" W x 47" H
27" Table Height
Weight: 481 lbs.



Model# 1800

- Head of band saw moves left or right for angle cutting
- Stock remains in one position for all cuts
- Built-in protractor PART# ELL1800



Capacity:
11" Round @ 90° /
10" Pipe @ 90° / 14" Flat @ 90°
Dimensions: 66" L x 29" W x
47" H / 28" Table Height
Blade Speed: 70-135-250 FPM
Blade Size: 11" x 1" x .035"
Motor:
1 hp 110/220 V, 1-phase.
Weight: 640 lbs.

HORIZONTAL/VERTICAL BANDSAW



Smaller shops and job sites alike benefit from the power and precision of JET when the HVBS-56M is put into action. Its 1/2HP, UL motor offers great versatility and power when cutting in either a horizontal or vertical position.

- 5"x6" capacity
- Heavy-Duty 14-gauge steel stand
- Automatic shut-off after cut
- Wheels and handle for easy movement
- Ball bearing supported blade wheel
- Fully adjustable ball bearing blade guides
- Vertical work table
- Adjustable material stop
- Handle and wheels for easy movement
- Blade drive is a sealed, steel, heat treated worm driving a bronze worm gear in an oil bath.



PART# JETHVBS-56M

Blade size: 5'x4-1/2"x1/2"x.025
1/2HP motor, UL listed 1 phase,
115/230v prewired 115V

SWIVELING MITER-HEAD BAND SAW

This rugged swivel head band saw is designed to withstand the heavy duty use of fabrication shops and full time use. With large, pillow block bearings for the swivel the 1316S will cut straight for many years.

- Standard Features Include:
- Oversized Protractor for Easy Angle Selection
 - Precision Ground Bed and Support Table
 - Adjustable Flood Coolant System
 - 5 Foot Infeed Roller Conveyor
 - 3 HP Variable Band Speed
 - Work light & Transformer
 - Full Surround Drip Pan
 - Work Stop
 - Swivel to 60

PART# WSI1316S-1



	ROUND	FLAT
90°	13	16
45°	11½	12¼
60°	8	8½

Available in one & three phase

7" X 12" DELUXE HORIZONTAL/VERTICAL BANDSAW



- Large 10" x 12" infeed table assembly
- Multi-position blade
- 3/4" bi-metal blade
- Tool-less quick lock vise

PART# JETHVBS-712D

Cutting Capacity: 7X12
Blade Size:
3/4" x 0.032 x 93"
Blade Speeds:
86-132-178-260 SFPM
Height of Work Table: 23-1/2"
Motor:
3/4 HP, 115/230V, 1-phase
Dimensions:
48" L x 17" W x 44" H
Net Weight: 418 lbs



RUGGEDIZED MOBILE TECHNOLOGY PHONE MOUNT ACCESSORIES

This system is a universal mount using magnets to secure your phone bare or in it's case. Perfect for work driving in off road conditions.



Magnetic Discs
PART# MOBMD



Magnetic Pro
PART# MOBN-MX-BLK

RELTON ALL-METAL CUTTING FLUID

Rapid Tap improves Surface Finish, Machining Accuracy and Tool Life.

PART# RELPNT-NRT

16 oz.



Not Recommended for Titanium in some applications.

5" X 6" MITERING BANDSAW



Horizontal, Swivelhead

- A powerful 1/2 HP, 115/230V, 1-phase motor, (115 prewired)
- Three blade speeds allows you to cut through metal, plastic or wood
- Mitering head swivels to cut any angle 0°-60° while the work piece remains secured
- Hydraulic down feed control

PART# JETHBS-56S



Blade Size: 5'-4-1/2"x1/2"x.025
Blade Speeds: 80, 120, 200 SFPM
Cutting Capacity:
Rectangle
90° - 5" x 6" / 45° - 2-3/4" x 4"
Round
90° - 5" / 45° - 2-3/4"



BANDSAW BLADES



For use with Jet HBS-56S, HVBS-56M

BLADE SIZE TEETH
5' - 4-1/2"x1/2"x.025 14R
PART# MORHB-54121214

5' - 4-1/2"x1/2"x.025 14R
PART# MORBM-54121214 Bi-Metal

For use with Jet HVBS-712D

7' 9" x 3/4" x .035 6/10VT
PART# MORM42-7934610 Bi-Metal

7' - 9" x 3/4" x .035 10/10VT
PART# MORBM-79341014 Bi-Metal

For use with Ellis 1600



10' x 1" x .035 5/8VT
PART# MORM42-10158 Bi-Metal

10' x 1" x .035 10/10VT
PART# MORM42-1011014 Bi-Metal

For use with Ellis 1800

11' x 1" x .035 5/8VT
PART# MORM42-11158 Bi-Metal

11' x 1" x .035 10/10VT
PART# MORM42-1111014 Bi-Metal



FOR ALL YOUR TOOL NEEDS

BANDSAW BLADES AMADA

The SGLB covers a broad range of cutting applications and provides maximum efficiency in sawing by using tool steel. The blade has M-42 cobalt edge resistant to heat and abrasion.



10' x 1" x .035
PART# MORM42-10157

10'x1"x.035-6/10S
PART# AMASVGLB-101610

11'x1"x.035-5/7PR
PART# AMASVGLB-11157

11'x1"x.035-6/10S
PART# AMASVGLB-111610

11'x1"x.035-8/12S
PART# AMASVGLB-111812



PART# DYN94300

1/4" NPT COMPOSITE DYNASWIVEL

Swivels 360 degrees at two pivot points allowing the air hose to drop directly to the floor.



DYNAFIL II WITH VERSATILITY KIT

Grind, deburr, blend and polish, on metal, plastic, fiberglass, composites, rubber, glass and more. Grind from contact wheel or platen pad; finish and polish using slack of belt. PART# DYN40321

- For 1/4"-3/4" W x 18" L (6-19 mm x 457 mm) Belts
- 7 Degree Offset
- 20,000 RPM
- .5 hp

Includes: Dynafile II with Contact Arms, (8) popular abrasive belts and Collet (1/4") for Die Grinder use, wrenches, and a durable carrying case.

ORIGINAL DYNAFIL WITH VERSATILITY KIT

World-famous Dynafile replaces tedious hand filing and sanding. Grind, deburr, blend, polish, finish and more! Grind from contact wheel or platen pad. Finish and polish using slack of belt. For use on metal, plastic, fiberglass, composites, rubber, glass and stone.

PART# DYN14010

- For 1/8"-1/2" W x 24" L (3-13 mm x 610 mm) Belts
- Straight line
- 20,000 RPM
- .5 hp

Includes: Dynafile with five popular Contact Arms, plus an assortment of abrasive belts, in durable case



EVAPORATIVE COOLERS



Features:

- High density rigid media pad for better cooling efficiency
- Easy to use control with power, swing & pump switches
- Oscillating left to right louvers
- External water hose hook-up
- Manual water-fill door
- Water level display
- Easy-roll casters

3100CFM

- 3,100cfm of airflow delivery
 - 950 sq.ft. of cooling area
 - 10.3 Gallons water reservoir
 - 25" L x 17" W x 37" H
- PART# HESMC37M**

5300CFM

- 5,300cfm of airflow delivery
 - 1,600 sq.ft. of cooling area
 - 14.6 Gallons water reservoir
 - 28" L x 17" W x 45" H
- PART# HESMC61M**

11000CFM

- 11,000cfm of airflow delivery
 - 3,000 sq.ft. of cooling area
 - 32.8 gallons water reservoir
 - 46" L x 26" W x 59" H
- PART# HESMC92V**



INDUSTRIAL FANS

18" Floor

- 3-Speed, 1/8 HP, PSC sleeve bearings
 - ODP motor w/ high temperature bearing and thermostat
 - 10 ft. power cord
 - 4,200 CFM
- PART# TPIF18-TE**

30" Wall Mounted

- 2-Speed, 1/4 HP single phase
 - 115 Volt totally enclosed
 - Ball bearing permanent split capacitor motor with pull chain switch
 - 7,000 CFM
- PART# TPIACU30-W**

30" Pedestal

- Aluminum blades & Steel guards
 - 2-Speed, 1/4 HP, 115 volt
 - Column adjusts from 4-1/2 ft. to 7 ft. high
 - 7,000 CFM
- PART# TPIACU3**



CYLINDERS

Acetylene Use

With CGA 200, 510 or 520 Valve

SIZE	PART#
MC	RAMCYSMC
B	RAMCYSB
2A	RAMCYL2A

Oxygen Use • With CGA 540 Valve

CU. FT.	PART#
20	RAMCYSPK-540
40	RAMCYS40-540
80	RAMCYL80-540

Carbon Dioxide Use

With CGA 320 Valve

SIZE	PART#
20	RAMCYS20LB
20	RAMCYS20LB-AL*

* Denotes Aluminum Cylinder

Argon, Helium, Nitrogen Use

With CGA 580 Valve

SIZE	PART#
20	RAMCYSPK-580
55	RAMCYL55-580
80	RAMCYL80-580

Other sizes available. Call for more info.




TANK WRENCHES



10 Way Combo Wrench

Has a 9" long, has a total of 10 openings from 7/16" to 1-1/8", including a boxed opening for B and MC Acetylene valves and a socket for Commercial Acetylene cylinders

PART# ATS1013



250 T-Wrench

Is 6" long for Linde, P.O.L. and pyrofax 9/32" valve stems. (.290" actual opening) black oxide finish

PART# ATS250

Double Ended Stamped Box Wrench

Is 3-1/8" long for 3/16" B & MC acetylene valves (.194" actual opening) black oxide finish

PART# AT55



CYLINDER BRACKETS

OSHA Compliant

For 6-1/2" to 7-1/4"
PART# ORS344-TH-106

For 7-1/4" to 8"
PART# ORS344-TH-107

For 8" to 8-3/4"
PART# ORS344-TH-108

For 9" to 9-3/4"
PART# ORS344-TH-109





LARGE, HIGH SIDE RAIL CYLINDER CART

Holds Large Oxygen & Acetylene Cylinders

- Ergonomic heavy-gauge wrap around handle
- High side rail design
- Large tool tray
- 12" solid rubber tires

PART# ANT24-14



SMALL, SINGLE HANDLE CYLINDER CART

Holds 2 Small Cylinders

- A reinforced frame
- 7" solid rubber tires
- Handy tool tray
- Zinc plated safety chain

PART# ANT38B



MEDIUM, "T" HANDLE CYLINDER CART

Holds Two Medium Cylinders

- Reinforced frame
- Handy tool tray
- Zinc plated safety chain
- 7" solid rubber tires.

PART# ANT39



MEDIUM, HIGH SIDE RAIL CYLINDER CART

Holds Medium Oxygen & Acetylene Cylinders

- Ergonomic heavy-gauge wrap around handle
- High side rail design
- Large tool tray
- 14" solid rubber tires

PART# ANT41-14



SINGLE CYLINDER CART

Holds up to 12" Dia. Cylinder

- A reinforced frame
- 10" solid rubber tires
- Heavy-gauge toeplate
- Height 48"

PART# ANT54



LIGHTWEIGHT CYLINDER CART

These carts are used in hospitals, federal institutions and private homes or where portable oxygen units are needed. Equipped with large, quiet, easy rolling wheels, mask hook and nonslip hand grips.

- Height: 41"
- Width: 12"
- Weight: 7 lbs.
- Pneumatic tires

PART# ANT6105



SINGLE CYLINDER CART

Holds up To 9-1/2" Dia. Cylinder

Model 63D has 10" solid rubber tires, a long handle for easy handling on stairs, & safety chain. A heavy-duty but lightweight truck.

PART# ANT63-D



MEDIUM, 3N1 CYLINDER CART

- Holds 244 to 330 cu.ft. Oxygen cylinder & 145 cu.ft. Acetylene cylinder
- 14" solid rubber tires
- Cylinder placement band
- Zinc-plated safety chain
- Loan-N-Roll Front casters

PART# ANT814-3N1



MEDIUM, 3N1 CYLINDER CART

- Holds 244 to 330 cu.ft. Oxygen cylinder & 145 cu.ft. Acetylene cylinder
- 16" pneumatic tires
- Cylinder placement band
- Zinc-plated safety chain
- Loan-N-Roll Front casters

PART# ANT816-3N1



CYLINDER CART with Built-In Firewall

Holds 224 to 300 cu. ft. Oxygen Cylinder & 145 cu. ft. (#4) Acetylene Cylinder. Features a triple baffle firewall partition that protects oxygen tank from heat or flame generated from an acetylene or other welding grade fuel-gas cylinder.

PART# ANT84LFW-16



CYLINDER CART with Built-In Firewall and Load-N-Roll casters

Holds 224 to 300 cu. ft. Oxygen Cylinder & 145 cu. ft. (#4) Acetylene Cylinder. Features a triple baffle firewall partition that protects oxygen tank from heat or flame generated from an acetylene or other welding grade fuel-gas cylinder.

PART# ANT84LFW-16-LNR



MEDIUM HIGH RAIL CYLINDER CART

Holds Large Oxygen Cylinder & Medium Acetylene Cylinders

- Height: 46"
- Width: 29"
- Weight: 49 lbs.
- Pneumatic tires

PART# ANT85-16



HEAVY DUTY CYLINDER PLACEMENT BAND

Holds up to 9.3" Dia. Cylinder

- To secure multiple size cylinders
- Height 12"
- Width 18"

PART# ANT610F-E



CYLINDER WALL BRACKETS



PART# ANTWB-200C

22" Wide x 7" Deep

Holds (2) M60, M,H, or T size cylinder



PART# ANTWB-100

11" Wide x 6" Deep

Holds (1) M60, M,H, or T size cylinder



PART# ANTWB-100C

10 1/4" Wide x 6" Deep



FUME EXTRACTORS

from Associated Equipment Corp.



Portable

- 10 ft. extraction hose with flexible steel tube and nozzle assembly
- Magnetic support base for hands free operation
- Heavy-duty steel construction
- Built-in spark trap for fire safety
- Rated at 226 CFM

Includes: 10 ft. Hose, Flex Arm, Nozzle, Magnet Base, and HEPA Main Filter

PART# ACE73-201-HEPA

Mobile

- Designed for shop floor use with mobility to move from workstation to workstation
- Wide mouth source capture hood
- Heavy-duty all steel construction with built-in spark trap for fire safety
- Durable casters, two that swivel and lock
- Filter status gauge

Includes: 10 ft. Extraction Arm, Vertical Orientation and standard filter and pre-filter.

PART# ACE73-S01-PKG



FILTAIR® MWX PORTABLE FUME EXTRACTOR

- Superior nanofiber filter technology
- Extraction hood that rotates 360° for better coverage and maximum airflow
- Easy to operate, and easy to replace air filter
- Rugged metal base designed

MWX-S Series (Reusable Filter)
PART# MLR951512

MWX-D Series (Disposable Filter)
PART# MLR951509



Motor: 1 hp, 3450 RPM
Power Supply: 115V/1-Phase/60 Hz at approx. 12.5 amps
Normal Airflow: 875 CFM
Filter Media: 490 ft²
Dimensions (HxWxD): 34-3/4" x 31-3/4" x 48"
Extraction Arm: 8" Diameter; 12 ft high



MWX Hood Light w/ Arc Sensor
PART# MLR300689



PNEUMATIC BLOW GUNS



Safety

1/4" NPT air inlet, Tamper proof tip, pressure will not exceed 30 PSI when inlet pressure is 150 PSI or less.

PART# AMF18-237



Rubber Tipped

1/4" NPT air inlet, 1/8" NPTF outlet nozzle with rubber tip, leak proof seal for blowing out lines.

PART# AMF18-207



Air Chucks

Safety Grip Ball Foot with Grip & Clip-On

1/4" Female NPT
PART# AMF17-353



Female 1/4" NPT Standard Ball Foot
PART# AMF104D



Amflo COUPLERS

One narrow band on coupler body.

Style T

THREAD NPT TYPE

Female 1/4" E

PART# AMF13-135

Male 1/4" D


PART# AMF13-125

Female 1/4" B

PART# AMF12-135

Male 1/4" A

PART# AMF12-125



Style I/M

Plug designed for industrial standard.

THREAD NPT TYPE

Female 1/4" E

PART# AMF13-235

Male 1/4" D

PART# AMF13-225

Style U

Unique tubular valve design allows greater air flow.

THREAD NPT TYPE

Female 1/4" E

PART# AMF13-515

Male 1/4" D

PART# AMF13-513


RHINO CART

Mobile Fixturing Station

It's a jungle out there... be ready to handle any build, repair, or assembly job with the New Rhino Cart Mobile Fixturing Station. Quickly clamp and fixture at any point on the surface, store your tools, and charge right through your projects!

- 5/8" steel plate reversible tabletop with nitrided black oxide protective finish
- 66 piece fixture kit
- Reversible tabletop

PART# VALTDQ54830-K1



Tabletop Size: 48"x 30"x 5/8"
Table Height: 36"
Static Loading Capacity: 1,500 lbs.



- Includes:**
- Table, 4 locking clamps,
 - 2 rail clamps, 4 spacers,
 - 12 magnetic spacers,
 - 4 right angle brackets,
 - 8 assorted pins

WE'VE GOT YOUR BRAND!

INDUSTRIAL SHOP EQUIPMENT

COMPOSITE AIR DIE GRINDERS

- Less noise, vibration, and thermal transfer than aluminum tools
- For blending, smoothing and porting



Right Angle Grinder
3/5 HP - 20,000 RPM
PART# EAG5202EC



Extended Die Grinder
3/5 HP - 25,000 RPM
PART# EAG5207EC



1/4" Die Grinder
3/4 HP - 22,000 RPM
PART# EAG5200EC



1/4" Die Grinder
1/2 HP - 25,000 RPM
PART# EAG5201EC

COMPOSITE TOOL SERIES



NEEDLE SCALER

- Hardened barrels and strict tolerances for maximum life
- One set of (19) needles included

4,600bpm no load speed

Bore Diameter: 1"
Stroke: 1-1/8"
Air Inlet: 1/4" NPT
Max Air Flow: 12 CFM
Weight: 6.2 lbs.

PART# EAG4005



MINI NEEDLE SCALER

- 12pc - 3mm needle set included
- Straight handle
- Only 11.5" long

2,375 stroke 4,000 bpm


PART# EAG4615

ALPHA 5/8 TABLE

4' X 4'

The new heavy-duty table line from BuildPro; it features 5 sides fitted with 5/8" diameter boreholes for more versatility and expandability than before. Maintaining industry-leading requirements for flatness, squareness, and dimensional accuracy.

PART# VALTA5-4848Q-C1



Hole Diameter: 0.625" + .002 / - .000
Hole Spacing: 2.000" ± 0.001
Table Flatness: ± 0.005 per 24" x 24"
Plate Thickness: 0.47" ± 0.004
Tabletop Finish: Nitrided (Heat-Treated)
Surface Hardness: 58-62 HRC
Coefficient of Friction: 0.37

- Precision ground steel plates, with CNC machined 5/8" holes in a 2" grid pattern for locating, positioning and mounting BuildPro clamps and accessories.
- Plates can be reconfigured to expand the width of the table for larger projects.
- Heavy Duty Leveling Feet ensure proper leveling of the table on uneven surfaces.



PNEUMATIC GAUGES & KEY RING



Pocket Tire
10 to 50psi
PART# AMF17-509



Coupler & Plug Key Ring
PART# AMF900D



GENERAL DUTY AIR HAMMER



For muffler, pipe removal, body shop work, shock work, scraping rust, light front-end work, exhaust systems, & panel cutting
PART# EAG4001



Air Inlet: 1/4"
Air usage-cfm: 15cfm
Bore-in: 3/4"
Impact Rate: 3,500 bpm
Chisel shank: 0.401"

11PC 1/2" AIR IMPACT SOCKET SETS
Deep PART# WIS12-IS1112D



GENERAL DUTY 1/4" DIE GRINDER

- Compact and Lightweight at 1.2 lbs.
 - 1/3 HP, 22,000 RPM motor
 - Rib textured handle
 - Safety lever control
- PART# EAG5002C



GENERAL DUTY 1/4" 90° ANGLE DIE GRINDER

- 0.33HP - 20,000 RPM
 - For sanding, deburring, porting and polishing
 - Compact and lightweight design
 - Right angle design
- PART# EAG5003C



GENERAL DUTY RIGHT ANGLE DIE GRINDER



- 1/4 HP motor
 - 1/4" collet
 - 21,000 RPM free speed
 - Length: 4-7/8"
 - Weight: 1 lb.
- PART# CPTCP-875



LONG JOHN SAFETY AIR GUNS

For cleaning inaccessible and hard to reach areas



18" LJ Safety Air Gun
PART# GAC75LJ018AA

24" LJ Safety Air Gun
PART# GAC75LJ024AA

HEAVY DUTY AIR DIE GRINDER



- 1/2 HP (370W) motor
- Adjustable speed regulator
- Lock off throttle
- Square handle design
- Complete with 1/4" collet



PART# CPTCP-860

GENERAL DUTY AIR DIE GRINDER



- Complete with 1/4" and 6 mm collet
 - Free Speed 22,000 RPM Built-in regulator matches speed to the job
- PART# CPTCP-872



CHAMPION

TWO STAGE HEAVY DUTY STATIONARY AIR COMPRESSORS

30 Gallon Engine Driven R Series

- 13 HP Honda Gas Engine
23.2 CFM @ 175 psig
PART# CHAHR7-3H
- 14 HP Kohler Gas Engine
23.2 CFM @ 175 psig
PART# CHAHR7-3K



CHAHR7-3K shown

80 Gallon Advantage Series

- Vertical Unit
 - 5 HP -230V, 1-Phase Electric Motor
 - 17.3 CFM @ 175 psig
- PART# CHAVR5-8-ADV



80 Gallon Centurion II Series

- Vertical Unit
 - 7.5hp Electric Motor
 - 23.9 CFM @ 125 psig - 230V, 1-Phase
- PART# CHAVRV7F-8

- 5 HP Electric Motor
 - 19.1 CFM @ 125 psig - 230V, 1-Phase
- PART# CHAVRV5-8



CHAVRV7F-8 shown

Amflo RECOIL AIR HOSE

200 PSI at 70° F.
Includes strain reliefs and 360° solid brass swivels.

25 ft.
PART# AMF4-25E-RET

50 ft.
PART# AMF4-50E-RET



weldcote metals

50' AIR HOSE REEL
Retractable - 3/8" red rubber
Rated at 300 psi.

PART# WCMAIRHRR50



Parker

AIR HOSE
Industrial 3/8"x50"

- Strain relief fitting, 4:1
- 1/4" MNPT fitting

PART# HOS7092383-KAA



3/8" x 25"
PART# WIS30-AH3825-9

3/8" x 50"
PART# WIS30-AH3850-9

PROFAX WELDING POSITIONER WP-250

PART# PRFWP-250-115V

- Foot Control w/12' Cord Included
- 0 to 5.5 RPM Rotation Speed
- High Frequency Protected
- Manual Tilt Adjustment
- Shipping Weight 113 lbs.
- 13-3/4" Diameter Table
- 0 to 90° Tilting Angle
- 1 Year Warranty
- 115V



Designed for rotation of lighter work pieces. Will hold 440 lbs. in the horizontal position and 250 lbs. in the vertical position. Note: C/G of load not to be more than 4" from the center of the turntable and 4" from the face of the turntable.

PROFAX WELDING POSITIONER WP-500

PART# PRFWP-500-115V

- 0.4 - 4 RPM Rotation Speed
- 19-5/8" Diameter Table
- Power Tilt Adjustment
- 0 to 135° Tilting Angle
- Fwd./Rev. Foot Control w/12' Cord Included
- High Frequency Protected
- Shipping Weight 580 lbs.
- 1 Year Warranty
- 115V



Will hold 500 lbs. in the vertical position and 900 lbs. in the horizontal position. Note: C/G of load not to be more than 6" from the center of the turntable and 6" from the face of the turntable.

PROFAX WELDING POSITIONER WP-1000

PART# PRFWP-1000-115V

- 0.2 to 2 RPM Rotation Speed
- 24-1/2" Diameter Table
- Power Tilt Adjustment
- 0 to 135° Tilting Angle
- Fwd./Rev. Foot Control w/12' Cord Included
- 1 Year Warranty
- High Frequency Protected
- Shipping Weight 1,200 lbs.
- 115V




Will hold 1,000 lbs. in the vertical position and 1,750 lbs. in the horizontal position. Note: C/G of load not to be more than 6" from the center of the turntable and 6" from the face of the turntable.

PROFAX WELDING POSITIONER CHUCK WPC-11

- Low Profile
- Self Centering
- Reversible Jaws
- Easy Mounting
- External & Internal Gripping - 0" - 8" on O.D.
- -3" - 11" on I.D.
- Shipping Weight 20 lbs.

PART# PRFWPC-11



The above illustration shows the chuck mounted to the PROFAX Welding Positioner WP-250.



TURNING ROLLS

- Foot Control w/12' Cord Included
- Includes One Drive and One Idler
- 1-1/2" to 24" Diameter
- 0-75 IPM Rotation Speed
- 2" x 10" Rubber Wheels
- Adjustable Drive Tension
- High Frequency Protected
- 115V Input Power / 5 Amp
- Shipping Weight 14
- 1 Year Warranty

PART# PRFR-2000-115V

Maximum load capacity 2,000 lbs. (set) (1,000 lbs. max for each the drive and idler)*Maximum rotational capacity 3,000 lbs. with additional idlers.
*Note: Additional idler rolls available

PROFAX





TOMAHAWK

INVERTER GENERATORS



5000 WATT

- Excellent power source for small electronics and appliances
- Reliable Power - Inverter technology create safe power for computers and sensitive equipment
- Easily connect two generators with parallel technology for double the power
- Fuel Efficient - Run time of 8 hours on 50% Load **PART# TOMTG5000i**

Engine: 312cc
Voltage: 120V
Tank Capacity: 4 gal
Weight: 122 lbs
Dimensions:
25"x22"x28"
Noise Level: 58 dBA



3000 WATT

- Excellent power source for small electronics and appliances
- Reliable Power - Inverter technology create safe power for computers and sensitive equipment
- Easily connect two generators with parallel technology for double the power
- Fuel Efficient - Run time of 8 hours on less than 1 gallon of gas

PART# TOMTG3000i

Engine: 5HP
Voltage: 120V
Tank Capacity: 1.1 gal
Weight: 53 lbs
Dimensions:
20"x12"x19"
Noise Level: 58 dBA



IRONWORKER P-50 - Single Phase / 50 Ton / 230V

- Industry leading cycle times—punch holes in less time than other iron workers.
- Urethane Strippers—Results in less part distortion, faster cycle times, no need for stripper height adjustment.
- Integrated notching station—Low shear removes fillet for precise, burr-free cuts and clean notches.
- Ergonomics—Convenient work height and visibility for all stations. The single work height also provides added benefits when using roller feed tables. **PART# PIR0120003-1**

Punching (50 Tons):
13/16" diameter through 3/4" plate
Throat Depth: 5"
Bending (Optional):
6" up to 12" w/4-way die block
Round Bar Shear:
1/4" through 1-3/8"
Square Bar Shear:
1/2" through 1"
Flat Bar Shear:
12" x 3/8", 10" x 1/2", 6" x 3/4"
Angle Shear:
3" x 3" x 3/8"
Coping/Notching:
2-1/4" x 3" x 1/4"
Motor: 3 HP, 3 Phase
Weight: 1,700 Lbs.

Standard Equipment: Mechanical Hold Down, Coupling Wrench, Punch Holder, Urethane Stripper, & Die Block, 1/2" Allen Wrench, Set of Angle Knives, Foot Switch, Set of Coper Knives, Set of 13" Plate Shear Knives, Instruction/Parts Book/Video Link

6" Bending Attachment

(installed option)

PART# PIR4421660

5 Punch & Die Set

PART# PIRP50-5PDSSET

5 Punch & Die includes:

Round punches: 9/16", 11/16", 13/16", 15/16", 1-1/16"
Round dies: 5/8", 3/4", 7/8", 1", 1-1/8"

IRONWORKER

P-65 - Single Phase / 65 Ton / 230V

- The P-65 has more standard workstations than any other ironworker in its class. This includes punching, bending, bar shear, angle shear, round bar shear, and an integrated coper/notcher.
- The P-65 also has a dovetail slide that allows an operator to switch from punching to bending in just a few seconds
- The P-65 has full electrical control of its stroke with a footswitch and limit switch stroke controls -this, coupled with urethane strippers and more horsepower per ton, gives the P-65 the fastest punching stroke in the industry. **PART# PIR0130002-1**

Standard Equipment: Automatic Hold Down, Coupling Wrench, Punch Holder, Stripper, & Die Block, 3/8" Allen Wrench, Set of Chip Buckets, Set of Angle Knives, Extra Filter Element, Set 1" Round Bar Knives, Foot Switch, Set of 12-1/8" Plate Shear Knives, Instruction/Parts Book/Video Link, Set of Coper Knives

8" Bending Attachment

(installed option)

PART# PIR4431648

5 Punch & Die Set


PART# PIRP50-5PDSSET

5 Punch & Die includes:

Round punches: 9/16", 11/16", 13/16", 15/16", 1-1/16"
Round dies: 5/8", 3/4", 7/8", 1", 1-1/8"



PIRANHA



Angle Shear:
5" x 5" x 3/8"
Coping/Notching:
2-3/4" x 4" x 1/4"
Throat Depth: 8"
Motor: 7.5 HP
Weight: 2,600 Lbs.
Punching (65 Tons):
1-1/16" diameter through 3/4" plate
Bending (Optional):
8" up to 24" w/4-way die block
Round Bar Shear:
1/4" through 1-1/2"
Square Bar Shear:
1/2" through 1"
Flat Bar Shear:
15" x 5/8", 10" x 3/4"

SAFETY & COMFORT PRODUCTS



3M FOAM EARPLUGS



- Comfortable for a wide range of ear canal sizes
- Smooth, dirt resistant
- 200 pairs
- NRR- 29dB
- Color: orange

PART# MMM1100

PIP MEGA BULLET™ PLUS STANDARD EARPLUGS



Disposable Soft Polyurethane Foam Ear Plugs - NRR 33

PART# PIP267-HPF810

200 per box

PIP MEGA BULLET™ PLUS CORDED EARPLUGS



Disposable Soft Polyurethane Foam Ear Plugs - NRR 33

PART# PIP267-HPF810C

PIP PREFILLED MEGA FLARE™ PLUS EAR PLUG DISPENSER



- Table top install and easy to use
- Controlled release mechanism ensures the correct number of plugs are dispensed into a collection tray

200 pairs

PART# PIP267-HPD910-200

PIP DELUXE N95 DISPOSABLE RESPIRATOR



NIOSH approved N95 for use in non-oil environments.

PART# PIP270-RPD714N95

10 pack

PIP DELUXE N95 DISPOSABLE RESPIRATOR with Valve



NIOSH approved N95 for use in non-oil environments.

PART# PIP270-RPD714N95

10 pack

Miller LPR-100 Half Mask Respirator




PART# MLRML00894

Replacement P100 Filters

PART# MLRSA00818

3M RESPIRATORS

For Welding, Metal Working, & Painting



Medium Respirator Body
PART# MMM6200

Large Respirator Body
PART# MMM6300

A. Welding Fume Filter, 2 pack
PART# MMM2097

B. Organic Vapor Filter, 2 pack
PART# MMM6001

C. Pre-filter Paint, Dust, 10 pack
PART# MMM5N11

D. Retainer for Pre-filter, 2 Req.
PART# MMM501

Miller HARD CARRYING CASE for LPR-100™ Half Mask



Safely store and protect your LPR-100™ half mask respirator (MLRML00894)

PART# MLR283374

8"X15.5" CLEAR VISOR



• Window measuring 8" x 15½" x .060" formed Lexan visor

• Universal fit design to fit most visor headgears

Headgear sold separately

PART# PLSWM808150

PAULSON
"Quality Products To Protect People"™

UVEX BIONIC FACE SHIELD



Clear Uncoated Polycarbonate

- Easy to set headgear
- Easy replacement visor to Shade 3 or 5

PART# UVXS8500

by Honeywell

BROWGUARD & VISOR w/Flip Front



PART# AOWBG-FF-5

Replacement Visor 15.5 x 8 x 0.060"

PART# AOW2CL-PC

Flexible Leather Chin & Neck Guard **PART# AOWCG-01**

ARC ONE

HARDHATS
SC-6 Protective Cap



- Yellow**
PART# JAC14833
- White**
PART# JAC14834
- Blue**
PART# JAC14838



Meets ANSI 89.1
Class C.G.E.

HARD HAT

- Comfortable and reliable with a fully adjustable headband
- Unique, smooth crown

PART# FIBE-2RW-WE



Meets
ANSI Z89.1 Type II
standards



A North Safety Products Brand

FACE SHIELD
HEADGEAR

- Plastic window NOT included
- Adjustable speedy mounting loop system

PART# FIBF-5400



A North Safety Products Brand

SKULLGARD PHENOLIC
HARDHATS

Heavy duty construction for use in steel mills and other heavy industries

Full Brim

PART# ORS454-475407

Standard Cap

PART# ORS454-475395



Fas-Trac Replacement Suspension - Size 6 1/2 - 8
PART# ORS454-10153385



The Safety Company

HEADGEAR

- Permits quick hand adjustment
- Universal hold pattern
- HG4-S

PART# PLSHG4-S



"Quality Products To Protect People"™

LIFT
HELMETS

The DAX Carbon Fiber Cap Hardhat, is a carbon fiber reinforced resin hard hat offering a 6 point suspension system for superior comfort and impact protection. It features an innovative synthetic leather comfort dome and an over-sized ratcheting fitment dial that makes adjustment easy even while wearing gloves.

Dax Fifty 50 Carbon Fiber Cap

White PART# LIFHDC50C-19WC

Dax Carbon Fiber Cap

Gloss PART# LIFHDC-17KG

Matte PART# LIFHDCM-17KG

Dax Jungle Carbon Fiber Cap

PART# LIFHDC-20CJ

Dax Full Brim Hardhat

Natural PART# LIFHDF-15NG

White PART# LIFHDF-15WG

Dax Fifty 50 Desert Camo Full Brim Hard Hat

PART# LIFHDF50-20CD

Dax Fifty 50 Red Full Brim Hard Hat

PART# LIFHDF50-20RD



SAFETY
GLASSES



EDGHZ116CF Shown

Brazeau- Smoke/Camo
PART# EDGXB116CF

Caraz-Smoke/Camo
PART# EDGHZ116CF

Brazeau- Smoke/Black
PART# EDGXB136

KazBek XL Smoke/Black
PART# EDGSK-XL116



Zorge G2-Smoke/Black
PART# EDGDZ116-G2



Zorge G2-Clear/Black
PART# EDGDZ111-G2

Delano G2-Clear/Black
PART# EDGSD111-G2



ENVISION
SAFETY
GLASSES



LENS COLOR	PART#
Clear	JAC14478
Smoke	JAC14479
Indoor / Outdoor	JAC14480

CALICO
SAFETY
GLASSES

- Impact resistant polycarbonate lens
- Lightweight "wraparound" design
- Clear
- Anti-fog coating

PART# JAC25672



A North Safety Products Brand

POLARIZED
SAFETY
GLASSES



Brazeau
Smoke/White Frame
PART# EDGTB246

Brazeau Smoke/Black Frame
PART# EDGTB236



SAFETY GLASSES
Black Frame



In/Out Lens
PART# IWDMR0190ID

Smoke Lens
PART# IWDMR0120ID

Clear Lens
PART# IWDMR0110ID

SMITH & WESSON
- ANTI FOG
SAFETY GLASSES



Clear PART# JAC21302

Smoke PART# JAC21303

Amber PART# JAC21305

OVER THE GLASS
SAFETY GLASSES



• Stylish over the glass safety eyewear
• Fits over most prescription glasses

PART# JAC20746

MAGNIFYING GLASSES



Meet or Exceed ANSI Z-87 Specifications



Full Lens Magnifiers

PART# MAGMS125 +1.25

PART# MAGMS150 +1.50

PART# MAGMS175 +1.75

PART# MAGMS200 +2.00

PART# MAGMS225 +2.25

PART# MAGMS250 +2.50

PART# MAGMS300 +3.00

SAFETY GLASSES



Smoke Anti-Fog
PART# JAC21297

- Dual lenses with an 8-base curve that provides wrap-around protection
- 99.9% UV protection

VISIO
SAFETY GLASSES



Black/Indoor/Outdoor PART# JAC14476

Silver/Clear PART# JAC14470

Silver/Smoke PART# JAC14472

SAFETY GLASSES



Clear/Gun Metal Frame PART# JAC20470

Smoke/Gun Metal Frame PART# JAC25704

SAFETY GLASSES



Clear Lens PART# JAC20539

Indoor-Outdoor Lens PART# JAC25716

Smoke Lens PART# JAC25714

Half Frame for Reading



PART# MAGHF175 +1.75

PART# MAGHF200 +2.00

PART# MAGHF225 +2.25

PART# MAGHF250 +2.50

PART# MAGHF150 +1.50

PART# MAGHF300 +3.00

Bifocal Magnifying for Safety



PART# MAGCC150 +1.50

PART# MAGCC200 +2.00

PART# MAGCC250 +2.50

PART# MAGCC300 +3.00

SAFETY GLASSES



FRAME/LENS	PART#
Blue / Light Blue	JAC19639
Camo / Bronze	JAC19644
Black / Clear	JAC25676
Black / Clear w/ Fog Guard	JAC25679
Black / Indoor - Outdoor	JAC25685
Camo / Smoke Mirror	JAC25688
Black / Amber	JAC25659
Black / Blue Mirror	JAC14481
Black / Shade 5	JAC25671

PROLINE™
WELDER KNEE PADS
With apron



PART# ALT50910

PART# ALT50903-F

LEATHER SPATS
BOOT PROTECTOR

- Metal insert on top of foot can be shaped
- Durable side split cowhide leather
- Hook/Loop closure
- 7" High

PART# TIL527CL



TILLMAN™



FLAKFINGER™
Adjustable Welding Heat Shield
for Fingers and Hand



- Allows for single-finger or two finger protection.
- Made with fiberglass
- Adjustable strap

PART# REVAT2010-WG

PROTECTIVE INDUSTRIAL PROTECTION

Two-Tone Eleven Pocket Surveyors Vest with Solid Front & Mesh Back

ANSI Type R • Class 2

Sizes: Med - 3XL
PART# PIP302-0500



Two Pocket Zipper Mesh Vest

ANSI Type R • Class 2

Sizes: Sm- 3XL
PART# PIP302-0702Z



Four Pocket Value Mesh Vest

ANSI Type R • Class 2

Sizes: Med - 3XL
PART# PIP302-MVGZ4P



Two-Tone Eleven Pocket Mesh Surveyors Vest

ANSI Type R • Class 3

Sizes: Med - 3XL
PART# PIP303-0500M



Five Pocket Value Mesh Vest with Black Bottom Front

ANSI Type R • Class 3

Sizes: Med - 3XL
PART# PIP303-0710B



Value Four Pocket Zipper Mesh Vest

ANSI Type R • Class 3

Sizes: Med - 3XL
PART# PIP303-MVGZ4P



IRONCAT® SPLIT LEATHER WELDING BIB

- Constructed of specially tanned split leather for added heat resistance and protection from sparks
- Stitched with Kevlar thread adding strength and burn resistance
- Anodized snaps reinforced with leather do not corrode and prevent flashback
- Adjustable cotton strap for a custom fit
- Coordinates with cape sleeve



Sizes: Med - 3XL
PART# PIP7001-20

IRONCAT® SPLIT LEATHER WELDING CAPE SLEEVE

- Constructed of specially tanned split leather for added heat resistance and protection from sparks
- Stitched with Kevlar thread adding strength and burn resistance
- Anodized snaps reinforced with leather do not corrode and prevent flashback



Sizes: Med - 3XL
PART# PIP7000

IRONCAT® SPLIT LEATHER WELDING JACKET

- Constructed of specially tanned split leather for added heat resistance and protection from sparks
- Stitched with Kevlar thread adding strength and burn resistance
- Anodized snaps reinforced with leather do not corrode and prevent flashback



Sizes: Med - 3XL
PART# PIP7005

MAXIFLEX® ULTIMATE™

Seamless Knit Nylon / Elastane Glove with Nitrile Coated MicroFoam Grip on Palm & Fingers

EN 388 / 4131

Sizes: Med - XL
PART# PIP34-874T



MAXICUT® ULTRA™

Seamless Knit Engineered Yarn Glove with Premium Nitrile Coated MicroFoam Grip on Palm & Fingers

ANSI Cut Level 3
EN388 / 4442C
ANSI 3 Abrasion

Sizes: Med - XL
PART# PIP44-3745T



MAXIFLEX® CUT™

Seamless Knit Engineered Yarn Glove with Premium Nitrile Coated MicroFoam Grip on Palm & Fingers

ANSI Cut Level 2
EN388 / 4331B

Sizes: Med - XL
PART# PIP34-8743T





**PREMIUM SOFT
GOATSKIN
MIG GLOVES**

Sizes Sm - XLG

- Comfortable & high-dexterity MIG gloves
- Fully lined for additional heat protection

PART# REVGM1510-WT



**TILLMAN™
PEARL PREMIUM
ELKSKIN
STICK
WELDING
GLOVES**

- Cotton/foam lined back for added heat protection
- Reinforced thumb
- 14" length

PART# TIL750



Sizes Sm - XLG



**PREMIUM
PIGSKIN PALM W/
COWHIDE BACK
MIG
WELDING
GLOVES**

Sizes Med - XLG

- Exclusive DragPatch® and RestPatch®

PART# REVBM88



**TILLMAN™
PREMIUM INSULATED
EXTENDED CUFF
STICK
GLOVES**

20" length

PART# TIL1155



**PREMIUM COWHIDE
MIG WELDING
GLOVES**

- Top grain cowhide palm with cowhide split reinforcements
- Cowhide split back with elastic
- Fleece lined for added insulation
- 4" cuff

PART# TIL50-L



**PREMIUM GRAIN
ELKSKIN LEATHER
WELDING
GLOVES**

Sizes Med - XLG

- Extra-thick for superior heat, flame, and abrasion resistant
- Dupont® Nomex lined back
- Reversed grain palm

PART# REV850



**TILLMAN™
TRUEFIT
TIG
GLOVES**

Sizes Med - XLG

- Top grain goatskin palm and back
- Black Kevlar® stretch inserts

PART# TIL1488



**TILLMAN™
PREMIUM TOP
GRAIN KIDSKIN
TIG WELDING
GLOVES**

Sizes Sm - XLG

- 4" cuff for added protection
- Straight thumb design
- Lock stitched with Kevlar® thread

PART# TIL24C



**LONG CUFF
PREMIUM LINED
KIDSKIN TIG
WELDING
GLOVES**

Sizes Sm - XLG

- Cushion Core comfort liner

PART# REV35KF



**TILLMAN™
PREMIUM
MIG GLOVES**

Sizes Med - XLG

- Heavy duty gold top grain pigskin
- 4" Cuff
- Kevlar(R) thread

PART# TIL32



**PREMIUM GOATSKIN
TIG WELDING
GLOVES**

Excellent Dexterity, Comfort & Durability

Large

PART# MLR263348

X-Large

PART# MLR263349



**PREMIUM SPLIT
DEERSKIN
TIG
WELDING
GLOVES**

Sizes Med - XLG

- Stitched with flame resistant Kevlar

PART# REV25D-BLK



**FINGER
GUARDZ
TIG & MIG Glove
Finger Cot**

- 100% flame resistant fabric
- Helps insulate against heat
- Size: One size

PART# REVFG1



**REINFORCED
THUMB & PALM
WELDING
GLOVES**

Sizes Sm - XLG

PART# REV320

Left Hand Only

PART# REV320LH-L



**HEAT RESISTANT
WELDING GLOVES**

Sizes LG & XLG

PART# LNCK2982





BLACK STALLION

HIGH HEAT BARRIER GLOVES

Durable cowhide side split leather

Gloves **PART# REV580**

Pad **PART# REV580AN**



BLACK STALLION

TIGSTER

T-50 TIG WELDING GLOVES

Sizes **Sm - XLG**

- Flame resistant cotton
- Ergonomic keystone thumb
- Kevlar® stitched

PART# REV750



BSX ADVANCED FIT STICK WELDING GLOVES

Sizes **Med - XLG**

- Premium grain Pigskin palm w/ Split Cowhide back
- Exclusive DragPatch™ reinforcement and CushionCore padded liner

PART# REVBS50



BLACK STALLION

PIGSKIN STICK WELDING GLOVES

- Cotton fleece lining
- Spark-resistant welt on seams
- Stitched with flame-resistant Kevlar

PART# REV111P-L



21" LONG WELDING GLOVES

- Boar hide leather heat shield patch, reinforced palm, cuff and lean-on patch
- Sock-lined FR cotton fleece insulated

PART# ORS607-1878



BLACK STALLION

ECONOMY WELDING GLOVES

- Brown split cowhide
- Natural wing thumb design

PART# REV115-L



TILLMAN

STICK WELDING GLOVES

- Premium side split grain cowhide
- Pull tab
- Reinforced thumb
- Kevlar(R) thread
- Cotton lined inside

PART# TIL1200-L



BLACK STALLION

Mighty MIG expert

WELDING GLOVES

Sizes **Sm - XLG**

- Soft Premium Deerskin
- Unlined Palm
- 4-1/2" cowhide cuff
- Stitched with Kevlar
- Natural MIG grip

PART# REV39



TILLMAN

TRUEFIT WORK GLOVES

Sizes **Sm - XL**

- Top grain gold/pearl Goatskin double palm and thumb
- Double reinforced finger tips

PART# TIL1490



BLACK STALLION

PREMIUM ELKSKIN WELDING GLOVES

Sizes **Sm - XLG**

- Flame-resistant Nomex® lined back, reverse grain palm for greater dexterity, straight thumb, Kevlar® stitched, cowhide cuff.

PART# REV750



BLACK STALLION

ToolHandz
grip • Comfort • Ergonomics

SNUG-FITTING, REINFORCED WORK GLOVES

Sizes **Sm - XLG**

PART# REV99ACE



DRIVER'S GLOVES

Pearl Grain Goatskin

Sizes **Sm - XLG**

PART# REV9GE

Premium Deerskin
Sizes **Sm - XLG**
PART# REV17



BLACK STALLION

WORK GLOVES

- Reinforced palm and fingers
- Elastic Cuff, Hook and Loop Fasteners

PART# REV99PLUS



ToolHandz
grip • Comfort • Ergonomics

WORK GLOVES

Double Palm with Short Cuff

- Shoulder Split Cowhide
- Double-layer leather palm

PART# REV6DP



BLACK STALLION

Economy

- Shoulder Split Cowhide
- Strap back basic leather palm
- Solid rubberized short cuff

PART# REV6B



**TILLMAN™
SELECT SHOULDER
SPLIT COWHIDE
WORK
GLOVES**

- Full leather back
- Gunn cut with 2 1/2" rubberized safety cuff
- Lock stitching for added strength

PART# TIL1524-L



**METALWORKER
WORK
GLOVES**

Size Large

PART# MLR251067

Size X-Large

PART# MLR251068



**METALWORKER
WORK
GLOVES**

Size Large

- Fleece back insulation
- Dual padded palm
- Flame resistant Kevlar thread
- Cow grain leather

PART# MLR266042



**TILLMAN™
ECONOMY
WORK
GLOVES**

- Slightly select shoulder split cowhide
- Gunn cut
- Canvas back
- 1/2" rubberized safety cuff

PART# TIL1505-L



**TILLMAN™
POLYURETHAN
COATED HPPE
SHELL
WORK
GLOVES**

Sizes M - XLG

Cut resistance level 3

PART# TIL964



**TILLMAN™
1414 - STANDARD
DRIVERS
GLOVES**

Sizes Sm - XL

- Top grain pearl Cowhide palm, bourbon cowhide split leather back
- Unlined glove with keystone thumb

PART# TIL1414



**TILLMAN™
PREMIUM
COWHIDE
DRIVER'S
GLOVES**

Sizes Med - XL

- Straight thumb for best grip
- Double stitching on forefinger

PART# TIL1420



**PREMIUM GRAIN
PIGSKIN
WINTER
DRIVER
GLOVES**

Sizes Med - XLG

- Shirred elastic back for snug fit
- Fleece insulation

PART# REV9PW



#Weldporn.

**OG TIG
GLOVES**

One size fits most

- 100% Kevlar sewn
- Reinforced palm
- Premium quality goat grain leather
- Super-soft split cowhide back & 5.5" cuff

PART# WMSWPGLOVESOG



**TILLMAN™
HEAVY-DUTY PEARL
TOP GRAIN COWHIDE
DRIVERS
GLOVES**

Sizes Sm - XL

- Gunn cut, unlined
- Durable lock stitching with Kevlar (R) thread

PART# TIL764



**GRAIN/SPLIT COWHIDE
DRIVER'S
GLOVES**

Sizes Med - XXL

- Multi-purpose glove in a classic fit
- Shirred elastic back for a snug fit

PART# REV97K



KleenGuard™

**G10 GRAY
NITRILE GLOVES**

Latex-free industrial grade, nitrile gloves provide tactile sensitivity and a comfortable, latex-like feel without natural rubber latex.

Large **PART# ORS138-97823**

Medium **PART# ORS138-97822**

**Box of 150 gloves
75 pair**



**TILLMAN™
"B" GRADE
TOP GRAIN
DRIVER'S
GLOVES**

Sizes Med & LG

- Gunn cut, unlined
- Straight thumb
- Double stitched forefinger

PART# TIL1422



**BOSS® XTREME
DRIVER'S
GLOVES**

Sizes Med - XXL

AR Top Grain Goatskin Leather Drivers Glove with Oil Armor™ Finish and Para-Aramid Lining - Fleece Lined Insulation

PART# PIPK9911KP



**SHOWA
RUBBER
GLOVES**

Quality rubber palm. Natural rubber coated cotton/poly string knit synthetic gloves. Snug knit wrist closure.

PART# ORS845-300L-09





950 HEAVY WEIGHT KHAKI LONG SLEEVE WORK SHIRTS

- Double needle stitching on pockets, flaps and shoulder seams
- Four rows of lock stitching on front placket



SIZE	PART#	SIZE	PART#
Neck- 16½" Sleeve- 34"	LAPLS-16-1/2-M	Neck- 18" Sleeve- 36"	LAPLS-18-L
Neck- 16½" Sleeve- 35"	LAPLS-16-1/2-L	Neck- 19" Sleeve- 36"	LAPLS-19-M
Neck- 17" Sleeve- 35"	LAPLS-17-M	Neck- 19" Sleeve- 37"	LAPLS-19-L
Neck- 17" Sleeve- 36"	LAPLS-17-L	Neck- 20" Sleeve- 36"	LAPLS-20-M
Neck- 17½" Sleeve- 35"	LAPLS-17-1/2-M	Neck- 20" Sleeve- 37"	LAPLS-20-L
Neck- 17½" Sleeve- 36"	LAPLS-17-1/2-L		

FR WELDING JACKETS

- BSX™ Tuned for Performance and Style
- 9 oz. FR Cotton with stand-up collar
- Adjustable cuffs
- Extended front coverage



Khaki Color

Scribe pocket and inside pocket.
PART# REVXBT9C

SIZES Med - XL SIZES XXL - XXXL



Blue w/ Flames

Dual scribe and inside pockets. One inside pocket has a zipper closure. Adjustable waist straps.
PART# REVXRB9C

SIZES Med - XL SIZES XXL - XXXL



Black w/ Red Lines

Dual scribe and inside pockets. One inside pocket has a zipper closure. Adjustable waist straps.
PART# REV9C

SIZES Med - XL SIZES XXL - XXXL



9730 FR SLEEVES

Size M - 3XL
Combo FR Cotton torso & DualTec FR

- Meets NFPA Category 2 ARC resistance
- Meets cut resistance standard EN388 Level 2
- 60% Lenzing FR® for flame resistance, comfort and moisture management
- 9oz., black, 100% cotton, Westex® FR7A® cool & comfortable fabric



TILLMAN™



PART# TIL9730

Miller WELDING APPAREL

Indura® Cloth Jacket

- Indura® 100% cotton, flame-resistant guaranteed for the life of the garment
- Barracuda style stand up collar

Large Jacket

PART# MLR258098

X-Large Jacket

PART# MLR258099



21" INDURA® Welding Sleeves

Indura 100% cotton, flame-resistant guaranteed for the life of the garment
PART# MLR231096



Bib/Apron

Premium grain leather withstands sparks and spatter for long-term use
PART# MLR231125



X-Large Leather Jacket

- Premium grain pigskin leather
- Expandable leather strategically placed for added mobility
- Flame-resistant inside cuff

PART# MLR231091



Combo Jacket

- Snaps reinforced with leather
- Easy-access slash front pockets
- INDURA 100% Cotton, flame-resistant
- Premium Grain Leather placed on sleeves and shoulders

Large Jacket PART# MLR231082

X-Large Jacket PART# MLR231083



TRUGUARD 200 FR
Black Full-Zip Hooded Sweatshirt

- FR cotton knit hoodie converts to sweatshirt with detachable hood
- Full zippered front with protective flap
- Welder's collar protects neck

PART# REVJF1331-BK-L
PART# REVJF1331-BK-XL

PART# REVJF1331-BK-2X



70Z. FR COTTON LONG SLEEVE
GRAY T-SHIRTS

Scribe Pocket on sleeve **PART# REVTF2510-GY**



SIZES Med - XXL



NFPA 70E NFPA 2112

70Z. FR COTTON LONG SLEEVE
SAFETY LIME T-SHIRTS

Scribe Pocket on sleeve **PART# REVTF2510-LM**



SIZES LG - XXL



NFPA 70E NFPA 2112

FR WORK SHIRTS



ASTM F1506

8 oz. Cotton Denim

Large PART# REVFS8-DNM-L

X-Large PART# REVFS8-DNM-XL

XX-Large PART# REVFS8-DNM-2XL

7 oz. Cotton Khaki

Medium PART# REVFS7-KHK-M

Large PART# REVFS7-KHK-L

X-Large PART# REVFS7-KHK-XL

XX-Large PART# REVFS7-KHK-2XL

AR/FR COTTON WORK SHIRTS
UL CLASSIFIED NFPA 2112; NFPA 70E



- Chest pockets with protective flaps and pencil slot
- 7 oz. FR-treated cotton with a generous comfortable fit
- Shatterproof FR melamine buttons
- Easy ID FR patch on left shoulder
- Curved hem provides enhanced protection when shirt is untucked
- Tested to maintain protection through 100 home washings

Navy

PART# REVWF2110-NV

Khaki Plaid

PART# REVWF2110-PK

Blue Plaid

PART# REVWF2110-PB

Red Plaid

PART# REVWF2110-PR

Sizes Med - XL
Larger sizes available.



FLAME RESISTANT
PROTECTIVE
CLOTHING

30" Long Coat

Features a snap button front, large inside pocket and adjustable wrist snaps.

PART# REVFB2-30C

SIZES LG - XL

SIZE XXLG



FR Brown Cape Sleeves

USA-treated 12 oz. flame resistant cotton. **PART# REVFB2-21CS**

SIZES LG - XL

SIZE XXLG



23" Green Sleeves

PART# REVF2-23S

INSULATED
COTTON DUCK
FR JACKET



Sizes L - 2XL

- 12-Ounce flame resistant brown duck insulated jacket (12 oz. FR cotton duck outer shell with 11 oz. quilted lining)
- Two front pockets, and a bi-swing back for ease of movement
- Covered snaps for electric-arc protection

PART# LAPJFRBRDK



FR COTTON SLEEVES



TILLMAN™

Goatskin

- Leather seams are sewn with DuPont™ Kevlar® thread for added strength and heat resistance
- 2-1/4" wide external elastic secures sleeve to arm.
- 18" leather/cotton length, 22" total length
- Designed for light duty welding only.

PART# TIL9215



BSX FR COTTON 19" SLEEVES



- Made of 9 oz. flame resistant cotton
- Comfortable fit with wide elastic ends

Black w/ Red Flames

PART# REVBX9-19S-BK

Black w/ Royal Blue

PART# REVBX9-19S-RB



21" FR WELDING SLEEVES

LINCOLN® ELECTRIC

- Slip on a pair of welding sleeves for added spatter and heat resistance.
- Elastic cuffs at each end keep spatter out but hold the sleeves in position.

PART# LNCK3111-ALL



BLACK QUILTED SHOP HATS

Black Hat with Red Stitching



COMEAX CAPS



SIZE	PART#
6-3/4"	ORSBC600-6-3/4
6-7/8"	ORSBC600-6-7/8
7"	ORSBC600-7
7-1/8"	ORSBC600-7-1/8
7-1/4"	ORSBC600-7-1/4
7-3/8"	ORSBC600-7-3/8

HEAD GEAR



TYPE	SIZE	PART
Cap-Blue Flame	7-1/4"	MLR286972
	7-3/8"	MLR286973
Cap-Ghost Skulls	7-1/4"	MLR286978
	7-3/8"	MLR286979

Bandana - Skulls & Barbed Wire

PART# MLR230559

TRADITIONAL FR CLOTH JACKET

LINCOLN® ELECTRIC

100% flame retardant material offers protection for light duty welding. An inside pocket stows personal items. Machine washable.

Sizes Med - XXL

- PART# LNCK2985-M**
- PART# LNCK2985-L**
- PART# LNCK2985-XL**
- PART# LNCK2985-XXL**



WELDERS CAPS

Reversible, One-Size-Fits-All



Elastic crown adjust to give you the right fit

PART# IWD2000E



Available in assorted designs and colors

FR WELDING CAP with Hidden Bill Extension



- Machine washable (FR protection though 50 washes)
- Large cap bill for more neck protection from sparks and UV rays
- Stitched with flame-resistant thread
- 7 oz. FR cotton

Sizes: S, M & L



PART# REVAH1630-GS

LINCOLN® ELECTRIC

PATRIOT WELDING CAP

- Machine Washable
- Made from 100% Cotton
- Flexible crown offers the perfect fit
- One Size Fits All

PART# LNCK3203-ALL



FR DOO RAG

- 100% FR cotton
- Built-in sweatband
- One size fits all

PART# REVBC5D-BK



BEANIE

- Breathable 100% black cotton
- Comfortable under helmets
- One size fits most

PART# REVBC5B-BK



LINCOLN® ELECTRIC

PATRIOT DOO RAG

- Made from 100% Cotton
- Offers an athletic mesh lining that allows sweat to quickly evaporate.
- Machine Washable
- One Size Fits All

PART# LNCK3204-ALL



ARC CHILL Welding Beanie

- Designed by welders for welders
- Washable and reusable
- Shake or wave to activate, wave every 20-30 minutes to keep cool

PART# WMSBDAC-BEANIE



Keep cool all day when work gets you hot!

WELDERS CAPS

- Reversible Design (Printed / Solid Color)
- Super soft brim



SIZE	PART#
6-3/4"	IWD20634
6-7/8"	IWD20678
7"	IWD20700
7-1/8"	IWD20718
7-1/4"	IWD20714
7-3/8"	IWD20738
7-1/2"	IWD20712
7-5/8"	IWD20758

Available in assorted designs and colors

WELDING CAP

- Double layer protection with protective bill
- Fits smoothly under helmets
- 100% Breathable cotton
- One Size fits most

PART# REVBC5W-BK



MiraCool®
HEAT RELIEF
BANDANA

- Works without Freezing or Ice
- Just soak the bandana in cold water for 10-20 minutes
- Reusable thousands of times

PART# ORS940



Assorted colors & designs

ANCHOR BRAND
WINTER LINER

Electrical design - No metal parts. Thermal Knit Lining. Velcro Chin Strap. Washable.

PART# ANC140F




FR GRAY COTTON KNIT NECK GAITER

Made from looped knit yarns that offer just the right amount of horizontal "give" to fit comfortably but closely over your nose, mouth, and ears. Fabric is tested to maintain FR protection through 100 home washings.

PART# REVAH1565-GY



7' HEAVY DUTY ACRYLIC CAMO UMBRELLA



- Black, power-coated aluminum frame
- Reinforced seams sewn with binding
- Tilt function

PART# LAPLAP-UM7ACC

Case & tripod stand sold separately

CORE FLAME-RESISTANT INDUSTRIAL BLUE UMBRELLA



- 7.5' diameter portable shade for 1-2 workers
- 300 denier polyester umbrella top is NFPA 701 and CPAI-84 compliant for flame resistance
- Heavy-Duty powder-coated steel poles and umbrella ribs
- Tilt mechanism offers directional shading

PART# REVUB200-BLU

Provides the protection and portability needed for employee health and wellness

INDUSTRIAL UMBRELLA & STAND COMBO



Provides needed shade for industrial work sites where flame-resistance is required or recommended

- Tripod stand
- 7'-6" H x 6'-8" W (diameter when opened)
- Flexible fiberglass ribs will not warp
- Flame-resistant vinyl ripstop fabric resists tearing
- Tilt mechanism with jam-free push button
- Carry bags for both umbrella and stand included

PART# REVUB150




TARPS

Blue

SIZE	PART#
6' x 8'	PTMG-8
8' x 10'	PTMS-10
10' x 10'	PTM10-10
12' x 16'	PTM12-16
10' x 20'	PTM10-20

Silver

6' x 8'	PTM6X8S
10' x 10'	PTM10X10S
10' x 20'	PTM10X20S
14' x 20'	PTM14X20S



5' X 6' VELVET SHIELD Carbon Fiber Welding Blanket



- Continuous operating temp to 1800°F, Intermittent to 3000°F
- ASTM E84-97a scores: Flame Spread Index = 7, Smoke Index = 4

PART# IWDWMS31665



WELDING BLANKET

Gold color, 30 oz. Neoprene Coated Fiberglass

- Blankets are self-hemmed and stitched with Kevlar® thread
- Actual size may vary up to 3" in height and width
- Grommets on all sides approx. 36" apart
- Flame resistant blanket protects against welding sparks and spatter



3 Ft x 3 Ft **4 Ft x 6 Ft** **6 Ft x 8 Ft**
PART# REVB-NFG30-3X3 **PART# REVB-NFG30-4X6** **PART# REVB-NFG30-6X8**

160Z SALMON, ACRYLIC COATED FIBERGLASS WELDING BLANKET

- Light duty welding, 1,000°F melt temp
- FM approved
- .016" thick
- 38"x50' roll

PART# TIL58538

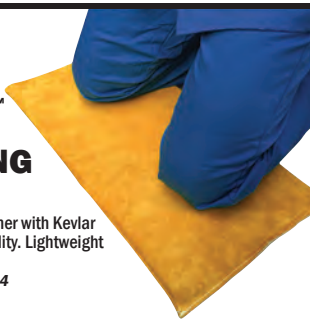
50 yards





TILLMAN™ WELDING KNEELING PAD

Cowhide Split Leather with Kevlar stitching for durability. Lightweight and easy to store
PART# TIL563-1224



FR WELDING PILLOWS *WELDAS®*

Canvas Kevlar® 3ply fabric

Large - 19"x19"x3"
PART# TECWEL447910

Small - 15"x13"x1"
PART# TECWEL447915



WHITE TERRY TOWELS

14" x 17" • 100% cotton
 Ideal for dusting, polishing, detailing, and cleaning.
PART# BUF60220



RED SHOP TOWELS

14" x 14" • 100% cotton
 Excellent grease and oil wipers. **PART# BUF62013**

KRYLON INDUSTRIAL ACRYLIC ENAMEL / INDUSTRIAL TOUGH COAT

PART#

Dk Gray	KRYS00325
Lt Gray	KRYS00326
Red	KRYS01110
Yellow	KRYS01310
Green	KRYS01470
Blue	KRYS01510
Black	KRYS01770
White	KRYS01800
Flat White	KRYS03720
Semi-Flat Black	KRYS03725
Primers	
Red Oxide Rust Control	KRYS00339
Gray Rust Control	KRYS00340



INSTANT POWDER GATORADE

Available Flavors:

Glacier Freeze
PART# GAT33677

Fruit Punch
PART# GAT33691

Riptide Rush
PART# GAT33673

Lemon-Lime
PART# GAT03969

Orange
PART# GAT03970

Each package makes 2-1/2 Gallons



SQWINCHER QWIK STIK® TUBE

- 1 stick makes 20 fl. oz.
- 10 sticks per tube
- Sugar free

Assorted Flavors

PART# ORS060119-A5



NATURAL ORANGE PUMICE HAND CLEANER

- 1 Gallon
- For removing tar, grease, and oil.
- Contains Aloe & Jojoba Seed Oil.

PART# ORS315-0955-04



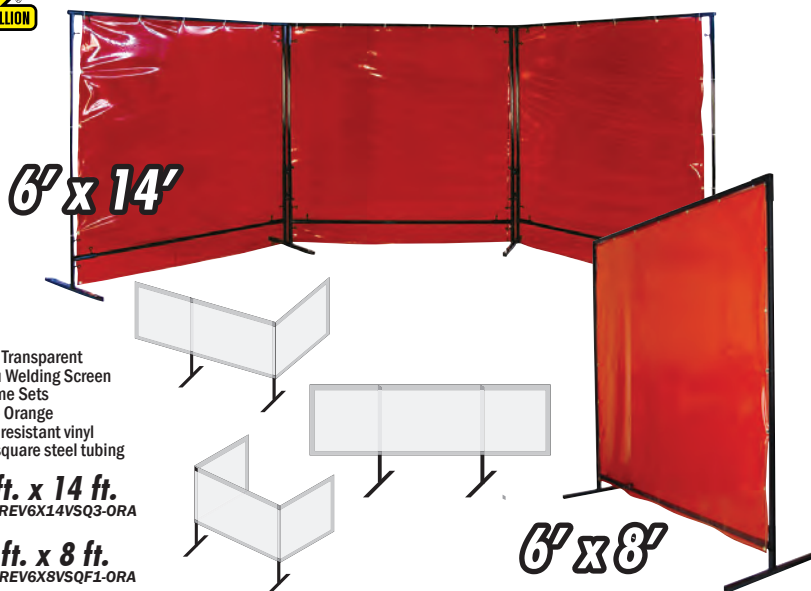
DEFENSE ANTIFREEZE & PUMP LUBRICANT

Defense lubricates pumps to prevent pump wear. When used 2 parts defense to one part water; it protects to -10° F. When diluted one part Defense to one part water it protects to 10° F. Protects to -30° F when used undiluted.

PART# DYF929



WELDING SCREENS Quick Frame with Saf-Vu™



- 14 mil Transparent Saf-Vu Welding Screen & Frame Sets
- Color - Orange
- Flame resistant vinyl
- Rigid square steel tubing

6 ft. x 14 ft.
PART# REV6X14VSQ3-ORA

6 ft. x 8 ft.
PART# REV6X8VSQF1-ORA

O'Keeffe's WORKING HANDS HAND CREAM 3.4 oz.

- Relief for dry hands that crack and split
- Unique formulation of moisturizing ingredients guaranteed to improve dry skin **PART# IWDK0350007**



DYNAFLUX CRACK CHECK PRODUCTS

1. Penetrant **PART# DYFP-HF**
2. Developer **PART# DYDF-NF**
3. Cleaner **PART# DYCF-NF**



Kidde ABC DRYCHEM FIRE EXTINGUISHERS

Pro 5 MP, 5 lbs UL 3-A, 40-B:C

Cylinder manufactured from lightweight aluminum and a tough metal valve assembly. With wall hanger.

PART# ORSFIRE-EXT-5

Discharge Time: 13-15sec
Range: 12-18 ft
Operating Pressure: 195psi

Kidde# 466112-01



Pro 10 MP, 10 lbs UL 4-A, 60-B:C

Cylinder is manufactured from impact resistant steel and the valve assembly is all metal. 6 year warranty. With wall hanger.

PART# ORSFIRE-EXT-10

Kidde# 466204

Discharge Time: 19-21 sec
Range: 20 ft
Operating Pressure: 195 psi



SAFETY NOTE!!

Failure to follow recommended application information and recommended procedures for installation, care, maintenance and storage of hose may result in failure to perform properly and result in damage to property and serious bodily harm. Make sure the hose selected for any application is recommended for that particular use.

WD-40 SPRAY LUBRICANT

Spray applicator
PART# WDC10000

1 Gallon
PART# WDC49011

16oz. spray can
PART# WDC49008

11oz. smart straw can
PART# WDC49004



LPS COLD GALVANIZED CORROSION INHIBITOR

95% zinc-rich galvanized coating. Commonly used as a flash rust preventative on welding areas. Works like hot-dip on ferrous metals indoors & out for up to 3 years.
PART# LPS00516



WELD-ON-HINGES

Fixed pin Weld-on-Hinges made from special profile steel for electro welding.

Standard

MATERIAL	LENGTH	PART#
Mild Steel	2"	HNG50072
	3-3/16"	HNG48217
	4"	HNG48218
	4"	HNG50084
	4-3/4"	HNG48219
Stainless Steel	6"	HNG50074
	4"	HNG49416

Grease Fitting

Mild Steel	3-3/16"	HNG48220
	4"	HNG47019
	4-3/4"	HNG48236
	6"	HNG49753
	7"	HNG47638
	10"	HNG47639

Barrel w/Grease Cert & Weld Plate

Mild Steel	5-3/4"	HNG47050
	7-1/4"	HNG47051

Lashing Ring



Grab Hook



2-1/4"x2-1/4"x1/2"	HNG48195
3"x3"x5/8"	HNG48196

1/2"	HNG48847
3/8"	HNG48848
5/16"	HNG48850

HARRIS WELCO 1620 Nozzle Shield Anti-Spatter

For MIG Nozzles, Contact tips and all surfaces where spatter from welding is objectionable.

- Non-Combustible
- Non Migratory
- No Silicone

PART# WEL1620

Case of 12



WELDER'S LIQUID ANTI-SPATTER

15.5oz can

- Works on MIG and TIG tips
- Non greasy Lecithin Formula
- Methylene Chloride free
- Quick dry time - 5 mins

PART# KRYA00942000



GALVANIZING COMPOUNDS

Silver Cold Galv
PART# KRY500739

Zinc Rich Cold
PART# KRY500740



Sold in 12 Can Cases Only

BIG WIPES 4X4 CLEANING WIPES

- Remove paint, adhesive, Poly foam, gap fill, oil and more from hands, tools & surfaces.
- Dermatologically tested to be safe on hands.
- Contains 80 wipes (8"x12")

PART# BIG600220046



WELDER'S POWDER ANTI-SPATTER

15.5oz can

Prevents spatter and sticking to metal surfaces during welding. Just brush or wipe off residue after welding.

- Easily removed by brushing or wiping
- Does not contain silicone - Talc based
- Surface may be painted after use
- 5 min. Dry time - Quick.

PART# KRYA00941000




STAINLESS STEEL CLEANER

- Water-based emulsion
- Effectively most water and oil-based stains in stain less steel and other metal surfaces.
- Invisible coating resists fingerprints, water marks, and rusting
- Authorized by the USDA

PART# KRY500885



 **SAFETY SIGNS**



SIGN	PART#
Do Not Watch	LEGD1671K
Chain Cylinders	LEGN326C
Eye Protection	LEGD236A
Empty Cylinders	LEGX176A
Full Cylinders	LEGX233A
Acetylene Cylinders	LEGX950A
Oxygen Cylinders	LEGX951A

X80 WIPERS JUMBO ROLL & DISPENSERS

X80 Wipers Jumbo Roll

- 12-1/2"x13-1/4"
- 475 sheets

PART# KCP41055



WYPALL
Kimberly-Clark PROFESSIONAL

Jumbo Roll Dispenser
16"x18-1/2"x33"
PART# KCP80596

Roll sold separately

Wall Mount Dispenser
16"x10"x8"
PART# KCP80579

BARRICADE TAPE

Empire
Always True.

Used for setting off areas under construction, parking lot sections, or dangerous areas that require warnings.

- Made of durable plastic
- Remains pliant in cold weather
- 3" x 1000ft

PART# EMP77-1004



WYPALL Kimberly-Clark PROFESSIONAL

SHOP TOWELS

X80 WypAll Red Wipes

Softer and more absorbent than rental shop towels

- 9" x 16.8"
- 80 count

PART# KCP05930

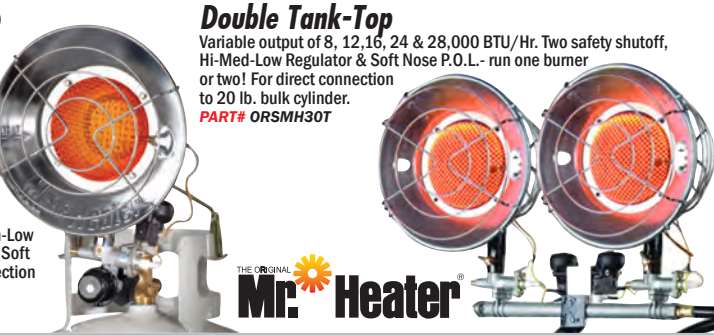


INFRA-RED PROPANE HEATERS

- For Outdoor Use Only
- Tanks Not Included

Single Tank-Top
Variable output of 8, 12, & 14,000 BTU/Hr. Hi-Medium-Low Regulator, Safety Shutoff & Soft Nose P.O.L. For direct connection to 4-20 lb. bulk cylinder.
PART# ORSMH15T

Double Tank-Top
Variable output of 8, 12, 16, 24 & 28,000 BTU/Hr. Two safety shutoff, Hi-Med-Low Regulator & Soft Nose P.O.L. - run one burner or two! For direct connection to 20 lb. bulk cylinder.
PART# ORSMH30T



Mr. Heater

BLACK STALLION BACK HAND PADS

Aluminum Fiberglass

- Double layer of fiberglass
- Standard Duty **PART# REVBP**

Dimensions: 6" W x 8" H

Carbon Fiber

- Extra Heavy-Duty
- FR Carbon Fiber Felt
- Aluminized fiberglass outerlayer **PART# REVBP-CB**



SAFETY & COMFORT PRODUCTS

With Our Radio Dispatched Delivery Trucks...



Division of Fresno Oxygen

We're Just a Phone Call Away!

SAFETY & COMFORT PRODUCTS



GRILLS



TREK

Wifi Prime Plus Grill

- Monitor food temps with probe
- Connect to your grill through your local home WiFi network
- 219 sq. in. of grill space can cook two racks of ribs or 4-6 nice steaks or a bunch of burgers

PART# GMGTREK



LEDGE

Wifi Prime Plus Grill

- Hopper capacity 18 lbs.
- Monitor multiple food temps with dual meat probes
- 458 sq. in. of grill space can cook 7 racks of ribs to a standup turkey
- Connect to your grill through your local home WiFi network

PART# GMGLEGE



PEAK

Wifi Prime Plus Grill

- Hopper capacity 18 lbs.
- Connect to your grill through your local home WiFi network
- 658 sq. in. of grill space can cook 12 racks of ribs to a small whole hog.
- Monitor multiple food temps with dual meat probes

PART# GMGPEAK

GRILL ACCESSORIES

Rib Rack

Grill 7 racks of ribs at the same time. Fits Jim Bowie & Daniel Boone models only.

PART# GMGGMG-6007



48" X36" BBQ Floor Mat

- Water proof and easy to clean and sanitize.
- Flame and heat resistant
- Non-slip diamond pattern

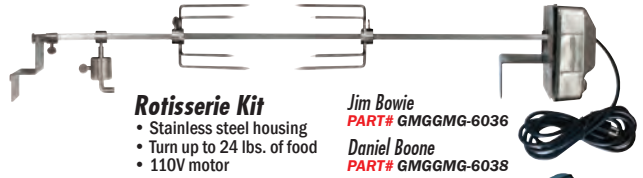
PART# GMGGMG-4111



Spritz Bottle

- 250-ml. capacity
- Long lasting stainless steel durability

PART# GMGGMG-6030



Rotisserie Kit

- Stainless steel housing
- Turn up to 24 lbs. of food
- 110V motor

Jim Bowie PART# GMGGMG-6036

Daniel Boone PART# GMGGMG-6038

28-lb. Bag of Pellets

- Gold Blend (Shown) PART# GMGGMG-2001**
- Applewood Blend PART# GMGGMG-2002**
- Fruitwood Blend PART# GMGGMG-2003**
- Texas Blend PART# GMGGMG-2004**



Davy Crockett Grill Cover

Designed to fit DC WiFi grill models. **PART# GMGGMG-4012**



Jim Bowie Prime Grill Cover

Designed to fit JB Prime grill models with built-in flaps to cover front and side shelves. **PART# GMGGMG-3004**



Daniel Boone

Prime Grill Cover

Designed to fit DB Prime grill models with built-in flaps to cover front and side shelves. **PART# GMGGMG-3003**

Standard Cover PART# GMGGMG-3001

CO₂ - Now Available for Bulk Form Deliveries

TAPSCO₂

Division of Fresno Oxygen



We are your local source for bulk CO₂, Nitrogen Generators, Gas Blenders, Beer Gas, & more!



Phone: (833) 827-7262
Email: info@tapsco2.com

Contact us to schedule a delivery directly to your site.

WE CARRY ALL VARIETIES OF GAS CYLINDERS!



Division of Fresno Oxygen

COMPLETE CYLINDER SERVICE!

Call us regarding cylinder sizes available.

We'll find the right size to meet your needs.



Division of Fresno Oxygen
P.O. Box 1666, Fresno, California 93717

PRSR STD
US POSTAGE
PAID
HAYWARD, CA
PERMIT #3335



Division of Fresno Oxygen



**MAIN OFFICE &
DISTRIBUTION
CENTER**

559 233-6684
2825 S. Elm Ave. #101
Fresno, CA 93706

www.barnesweldingsupply.com
Email us: info@barneswelding.com
Call toll free: (800) 404-9353
Fax (559) 233-4206

Find us on
Social Media



FRESNO
Open All Day Saturday
559 233-9353
2701 E. Jensen Ave.
Fresno, CA 93706

BAKERSFIELD
Open All Day Saturday
661 322-9353
5150 Rosedale Hwy
Bakersfield, CA 93308

CITRUS HEIGHTS
Open All Day Saturday
916 560-2006
6005 Auburn Blvd. #100
Citrus Heights, CA 95621

CLOVIS
Open All Day Saturday
559 292-1234
2742 Clovis Ave.
Clovis, CA 93612

MADERA
Open till noon Saturdays
559 718-2072
311 S. Pine Street #101
Madera, CA 93637

MODESTO
Open till noon Saturdays
209 491-2780
1501 Coldwell Ave.
Modesto, CA 95350

PORTERVILLE
Open till noon Saturdays
559 782-1025
1204 W. Olive
Porterville, CA 93257

SACRAMENTO
Open All Day Saturday
916 456-2478
4218 Power Inn Rd
Sacramento, CA 95826

COMING SOON!
WEST SACRAMENTO
501 Harbor Blvd, Suite A,
West Sacramento, CA 95691

SALINAS
Open All Day Saturday
831 783-1806
1040 Abbott St.
Salinas, CA 93901

STOCKTON
Open All Day Saturday
209 463-9353
1444 E. Mariposa Rd.
Stockton, CA 95205

TURLOCK
Open till noon Saturdays
209 216-5592
1105 Lander Ave.
Turlock, CA 95380

VISALIA
Open till noon Saturdays
559 733-2335
2239 E. Main St.
Visalia, CA 93292