




Product overview


Advantenna-p22 is a compact RFID UHF Antenna with circular polarization and a radiation pattern characterized by a 60°/60° beamwidth.

This radiation pattern makes this antenna ideal for many RFID applications such as real-time inventory systems, magic mirrors and tracking through doors and corridors.


Connector options



Flange straight



Flange right angle



Edge mount

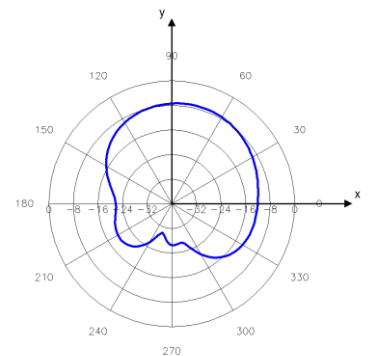
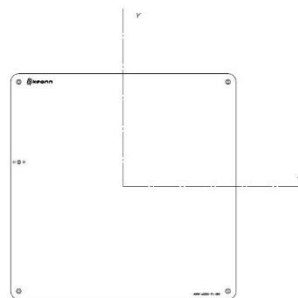
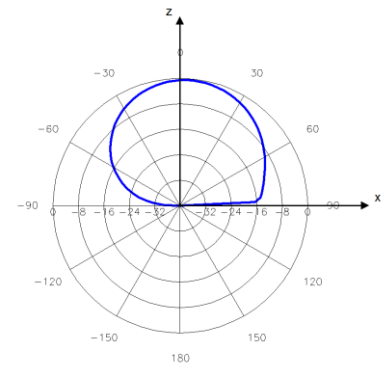
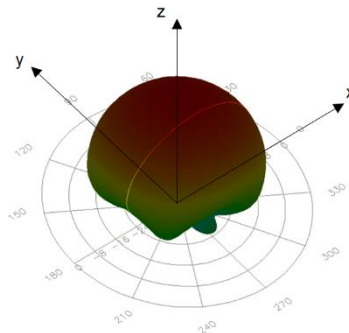
Benefits:

- 60° beamwidth in two directions
- High gain
- Very thin form factor

Applications:

- POS systems
- Real-time inventory systems
- Magic mirrors
- Doors and corridors

Antenna radiation pattern






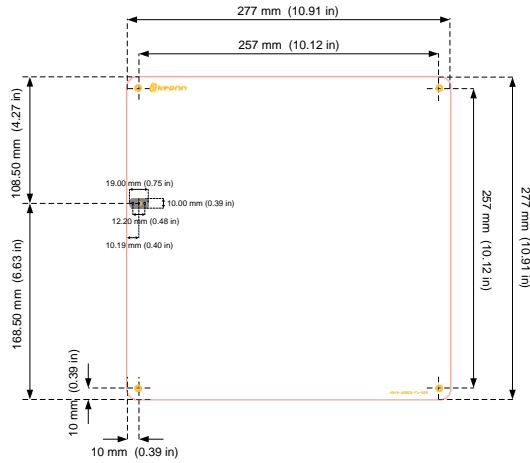
Specifications

Operating Frequency EU Version	865 - 868 MHz (ETSI EN 302 208)
Operating Frequency US Version	902 - 928 MHz (FCC part 15)
Operating Detection distance	Up to 4.3 metres
Radiation pattern	Pencil beam
Beamwidth	60° / 60°
Gain	7.5 dBi (EU version), 8.0 dBi (US version)
Sidelobe level	< -15 dB
Polarization	Circular – RHCP (Right Hand Circular Polarization)
Input Impedance	50 Ω
Connector	SMA or MCX Flange straight, flange right angle or edge mount
IP rating	IP65, IP68 Dust resistant, even in high concentration Resistant to normal water jets for at least 3 minutes Immersion resistant (up to 1m for up to 30 minutes)
Temperature range	-20°C to +80°C
Size excluding connector	277 mm x 277 mm x 3.3 mm 10.9 inches x 10.9 inches x 0.13 inches
Size with flange connector	277 mm x 277 mm x 15 mm 10.9 inches x 10.9 inches x 0.6 inches
Size with edge mount connector	277 mm x 277 mm x 8 mm 10.9 inches x 10.9 inches x 0.3 inches
Antenna weight	470 g



Mechanical specifications

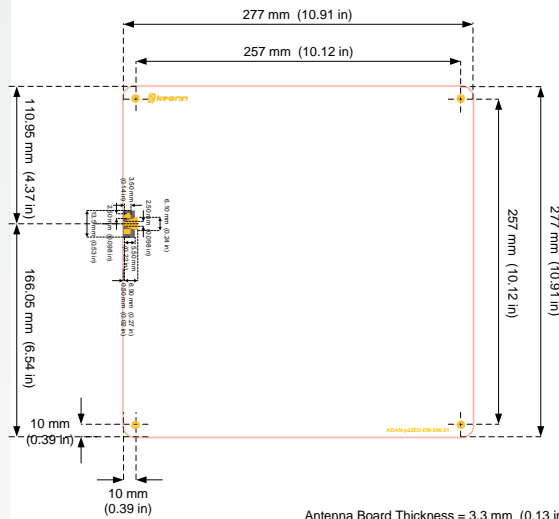
With flange straight or flange right angle connector



Holes $\varnothing = 3.3 \text{ mm}$ (0.13 in)

View from the side that radiates

With edge mount connector*



Antenna Board Thickness = 3.3 mm (0.13 in)

Holes $\varnothing = 3.3 \text{ mm}$ (0.13 in)

View from the side that radiates



Product codes for ordering

ADAN-p22	FF	-	CS	COR	CT	-	mmm	
								FF = frequency band
	EU							865,6 MHz - 867,6 MHz
	US							902,0 MHz - 928,0 MHz
								Connector shape
			FL					Flange straight
			FR					Flange right angle
								Connector orientation (only for right angle SMA connector)
								Default orientation
					90			Rotated 90° counterclockwise
					180			Rotated 180° counterclockwise
					270			Rotated 270° counterclockwise
								Connector type
					SMA			SMA connector
					MCX			MCX connector (only available in flange straight)
								Model
							200	Model number

Examples:

- **ADAN-p22EU-FLSMA-200:**
 - Advantenna-p22
 - Frequency band : 865,6 MHz - 867,6 MHz
 - **Flange straight** connector
 - **SMA** connector
 - Model **200**

- **ADAN-p22US-FRSMA-200:**
 - Advantenna-p22
 - Frequency band : 902,0 MHz - 928,0 MHz
 - **Flange right angle** connector
 - Default connector orientation
 - **SMA** connector
 - Model **200**

- **ADAN-p22EU-FR270SMA-200:**
 - Advantenna-p22
 - Frequency band : 865,6 MHz - 867,6 MHz
 - **Flange right angle** connector
 - Connector rotated 270° counterclockwise
 - **SMA** connector
 - Model **200**