



Networking and Video Surveillance for Business



Switching options for all businesses, from small to enterprise level



IP cameras and video surveillance solutions to suit all budgets



The very fastest wireless connections for business users at home or office

Choose D-Link for more performance, more reliability, more functionality

For 29 years, D-Link has been creating complete, end-to-end networking solutions that deliver just that, and more. With a track record of product innovation and industry-beating growth, D-Link is today a billion dollar company with the scale, the resources, the experience and the expertise that the world's most demanding businesses look for.

How has this been achieved? We make sure we stay really close to our customers' businesses and then, because our R&D resources are geared to fast-track product development, we provide them with early access to the most advanced solutions possible.

It all adds up to state-of-the-art solutions that will really work for your business – D-Link's switching, wireless, security, surveillance, storage and management solutions deliver best-in-class performance. We offer standardised technology with industry leading functionality integrated into highly flexible, highly reliable and highly secure solutions that are easy to implement, at a price you can afford. Who could ask for more?

Contents

Business Solutions

- 4 Key Solutions
- 8 Introduction to Switches
- 10 Power over Ethernet (PoE)

Chassis Switches

- 12 xStack Chassis Switches DGS-6600 Series

Managed Switches

- 14 Layer 3 10 Gigabit Stackable Managed Switches DXS-3600 Series
- 16 xStack Layer 3 Gigabit Stackable Managed Switches DGS-3620 Series
- 18 xStack Layer 2+ Gigabit Stackable Managed Switches DGS-3420 Series
- 20 xStack Layer 2 Gigabit Stackable Managed Switches DGS-3120 Series
- 22 Layer 2 Gigabit Managed Switches DGS-3000 Series
- 24 xStack Layer 2 Fast Ethernet Managed Switches DES-3200 Series

Smart Switches

- 26 10 Gigabit Ethernet Smart Managed Switches DXS-1210 Series
- 28 Gigabit Stackable Smart Managed Switches DGS-1510 Series
- 30 Gigabit Smart+ Switches with Fibre Uplinks DGS-1210 Series
- 32 Gigabit Smart Switches with Fibre Uplinks DGS-1210 Series
- 34 Fast Ethernet Smart Switches DES-1210 Series
- 36 Gigabit Smart Switches DGS-1100 Series
- 38 Fast Ethernet Smart Switches DES-1100 Series

Unmanaged Switches

- 40 Gigabit Unmanaged Switches DGS-1000/DGS-105/108 Series
- 42 Fast Ethernet Unmanaged Switches DES-1000/DES-105/108 Series

Software and Accessories

- 44 D-View 7 Network Management System
- 46 SFP/SFP+/XFP Transceivers
- 47 Redundant Power Supplies
- 48 Switch Cables
- 50 Modules and Media Converters
- 51 Power over Ethernet (PoE) Adapters

52 Business Wireless

53 Wireless AC

- 56 Standalone Wireless Access Points DAP Series
- 58 Standalone Wireless Access Points DAP and DWL Series
- 60 Central WiFiManager
- 62 Unified Wireless Access Points DWL Series
- 64 Unified Wired/Wireless Access System DWS-3160 Series
- 66 Unified Wired/Wireless Access System DWS-4026
- 68 Wireless Controllers DWC Series
- 70 Antennas and Cables ANT Series
- 71 Wireless Network Adapters DWA Series

72 VPN Security Routers

- 72 VPN Security Routers DSR Series

74 Video Surveillance

- 76 Fixed Network Cameras (Wired / Wireless)
- 78 Fixed Network Cameras (Wired – Indoor)
- 80 Fixed Network Cameras (Wired – Outdoor)
- 82 Panoramic & Mini Dome Cloud Cameras (Indoor)
- 83 Fixed Network Cameras (Wireless – Outdoor)
- 84 Fixed Dome Network Cameras (Wired)
- 86 Pan, Tilt, Zoom (PTZ) Network Cameras (Indoor / Outdoor)
- 88 Vigilance Camera Range (Indoor / Outdoor / Vandal-Proof)
- 89 Network Camera Accessories
- 90 D-ViewCam™ / D-ViewCam™ Plus Video Management Software (VMS)
- 91 Video Encoder
- 92 Network Video Recorders

94 Network Storage

- 96 Network Attached Storage (NAS)
- 98 Unified Storage Appliances with NAS and iSCSI

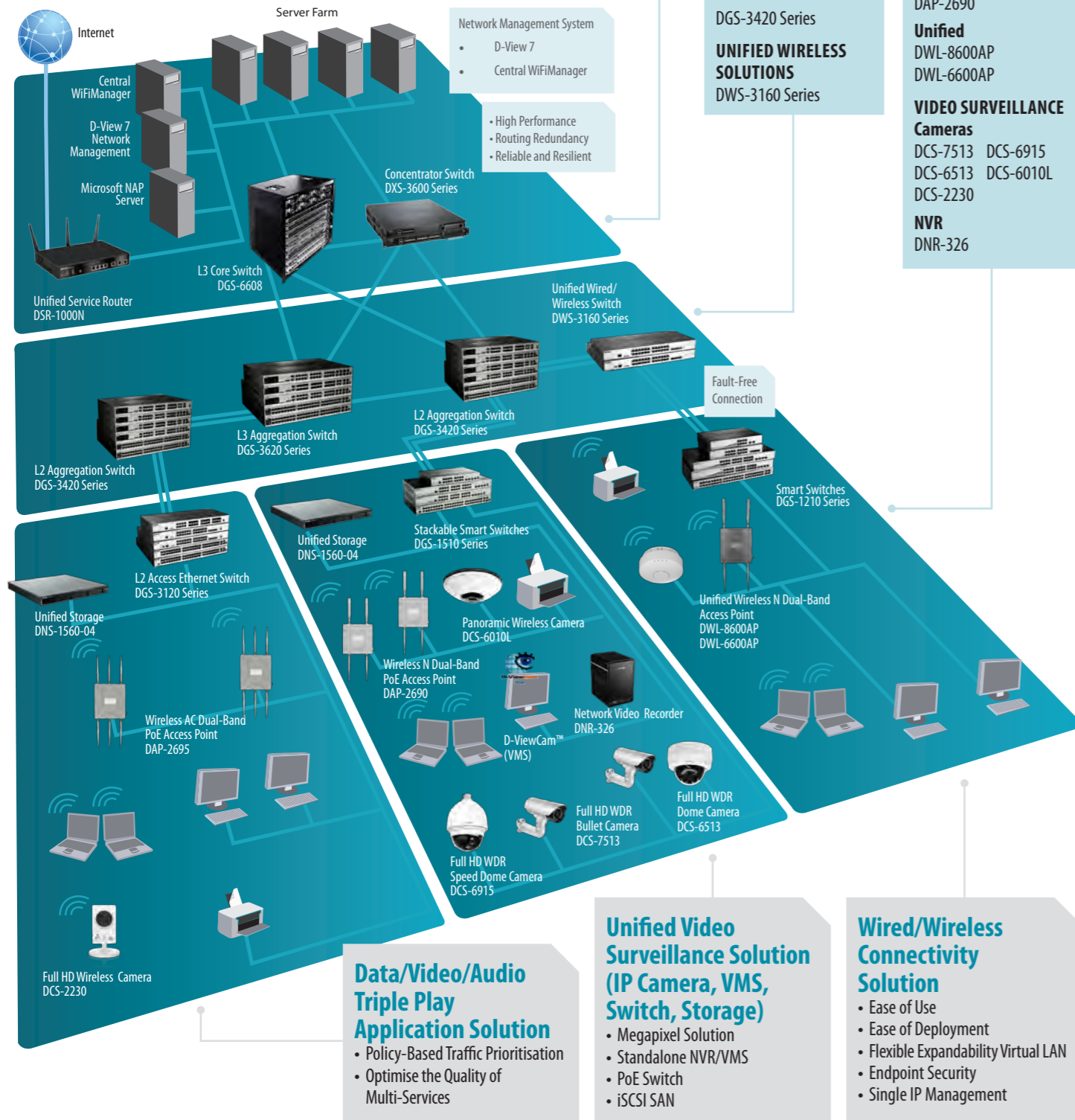
100 D-Link Assist

102 Full Product Index



Key Solutions

D-Link is a global leader in providing network connectivity solutions for a range of businesses. From the beginning, D-Link engineers have researched, designed and manufactured innovative, standards-based networking solutions that provide our customers with secure, reliable, easy to manage high-performance networks. We sell our state-of-the-art hardware at the best prices, and even though price may be the deciding factor for many new customers, D-Link's innovation, reliability and service keeps them loyal year after year.



Core Network
LAYER 3 CORE ETHERNET SWITCHES
 DGS-6608
 DXS-3600 Series

Aggregation Network
LAYER 2 / LAYER 3 AGGREGATED ETHERNET SWITCHES
 DGS-3620 Series
 DGS-3420 Series
UNIFIED WIRELESS SOLUTIONS
 DWS-3160 Series

Access Network
LAYER 2 ACCESS ETHERNET SWITCHES
 DGS-3120 Series
SMART SWITCHES
 DGS-1510 Series
 DGS-1210 Series
STORAGE
 DNS-1560-04
WIRELESS ACCESS Standalone
 DAP-2695
 DAP-2690
Unified
 DWL-8600AP
 DWL-6600AP
VIDEO SURVEILLANCE Cameras
 DCS-7513 DCS-6915
 DCS-6513 DCS-6010L
 DCS-2230
NVR
 DNR-326

Data/Video/Audio Triple Play Application Solution
 • Policy-Based Traffic Prioritisation
 • Optimise the Quality of Multi-Services

Unified Video Surveillance Solution (IP Camera, VMS, Switch, Storage)
 • Megapixel Solution
 • Standalone NVR/VMS
 • PoE Switch
 • iSCSI SAN

Wired/Wireless Connectivity Solution
 • Ease of Use
 • Ease of Deployment
 • Flexible Expandability Virtual LAN
 • Endpoint Security
 • Single IP Management

Access Network

Over the past few years, enterprise access networks have seen one of the fastest areas of growth. As technology has evolved and user demand has increased, enterprise access networks have turned from a 'traditional' data network to a more complex network with integrated data, voice and multimedia services. D-Link, in meeting the needs of businesses to have more productive processes, is providing the following solutions for their access network:

Wireless Connectivity
 D-Link unified solutions bring robust, stable and secure wireless access to businesses. The new generation of Wireless AC and N access points offers seamless connectivity, self-healing mechanisms, traffic segmentation and centralised management to achieve a wireless environment as productive and secure as a wired network.

Power over Ethernet
 D-Link's unparalleled range of PoE switches are designed with functionality and robustness in mind. From unmanaged, plug-and-play solutions, to PoE modules in high-end chassis switches, D-Link offers features like Time-Based PoE to centrally cut off the power when not in use, and the new 802.3at PoE+ standard, to provide extra power to the next generation of network appliances.

Video Surveillance
 Traditionally, CCTV cameras, video recorders and sensors have been a separate part of a business' subsystems. IP technology applied to surveillance brings flexibility, unified management and comprehensive image recording and indexing to modern networks. With a complete range of IP cameras and Network Video Recorders (NVRs), D-Link can offer the solution that best matches your business needs.



Aggregation Network

Aggregation Networks distribute traffic from an Access Network across the business. Routing, filtering and WAN access processes, and access to resources like network storage, all therefore take place at this level. D-Link offers flexible and robust solutions with Layer 2+ and Layer 3 managed switches, ready for the next generation of IP networks:

IPv6-Ready

As the range of IPv4 addresses has been depleted, IPv6 is being deployed in an increasing number of organisations such as Internet Service Providers (ISP) and international data carriers. Therefore businesses need to build the migration from IPv4 to IPv6 into their Network strategies to ensure that they are able to benefit from the advanced services that only IPv6 can offer. Most D-Link aggregation switches are certified 'IPv6 Ready' and are capable of being integrated into current and future networks, protecting both your investment and IT budget.

Bandwidth Management & Traffic Filtering and Analysis

With the surge of traffic and additional services, the business network is under increasing pressure, so IT administrators need to ensure that traffic is at a reasonable level and network resources are utilised properly. D-Link offers the tools to run a network smoothly and avoid disruptions and bottlenecks, such as bandwidth management to a high level of granularity. D-Link has SafeGuard Engine technology, too, which protects the switch from unexpected traffic peaks or virus outbreaks, and sFlow compatibility to analyse network sessions in great detail.

Network Storage

As business data grows and new technologies like virtualisation become more widely implemented, effective reliable storage is of primary concern. D-Link's range of Network Attached Storage (NAS) devices ensure that all your important data is easily accessible yet protected from unauthorised access. RAID technology protects your content from disk failures and additional services such as FTP and File Server provide secure access to your data from the Internet. For businesses with more complex storage needs, D-Link's Unified Storage Appliances provide advanced features like consolidation, volume snapshots and virtualisation, with a range of devices that are certified 'VMware Ready'.

Core Network

The Core is the backbone of any big business network, and is therefore the most critical 'component'. High availability, resilience and fault isolation are important factors if you are to avoid critical disruptions. D-Link has the technology to ensure that the core processes run smoothly and meet your business needs:

10 Gigabit

With an increase in network traffic, Gigabit technology has become a bottleneck at the core portion of the network, which is where 10 Gigabit switches come in. To ensure that the core can provide the services and features needed at the lower levels of the network, 10 Gigabit uplinks can also be deployed on Gigabit switches. D-Link offers 10 Gigabit technology in both switches and copper/fibre modules in a wide variety of Layer 2+ and Layer 3 devices.

xStacking Technology

D-Link's stacking technology provides resilience and high availability in the form of high-speed, dual-ring stacking solutions that can work around a hardware fault in milliseconds. Faulty hardware can be hot-swapped and replaced without impacting the rest of the network, minimising downtime and ensuring that critical processes are not interrupted.



30-Second Layer Guide

Network switch technology operates on a 'layer' basis to ensure total interoperability. Here's our quick guide to what the layers mean...

Layer 1

The Physical Layer, which governs how the network hardware fits together and its assorted electrical/optical specifications. Responsible for the transmission and reception of raw data streams via physical means.

Layer 2

The Data Link Layer, specifies how network traffic is shared and data moved around. It's here that Ethernet switches mostly operate, forwarding traffic based on the universally implemented MAC address of attached devices. In other words, the formation of the data connection between two or more devices.

Layer 3

The Network Layer, at which the IP networking protocol works. It's here that routing is done, based on the Internet Protocol address information. A Layer 3 switch can, therefore, route traffic between networks.

Layers 4-7

As you move up the layers more and more information about the data inside the packets and ultimately the applications involved becomes available. Advanced switches can filter traffic using this information to make more informed decisions on how to process and direct it. It's at this level that FTP servers and the Internet operate, but that's beyond this guide.

What's a MAC Address?

In networking terms, MAC has nothing to do with the eponymous Apple computers; it stands for Media Access Control and is a unique identifier assigned to network interfaces for communications on the physical network segment. Every device (computer, printer, IP Camera etc) has a MAC address so that a switch knows where to direct traffic.

Switches



If a switch fails, your business can experience any number of issues, from loss of connectivity for a group of users, to major disruption and downtime for the entire network. D-Link has the knowledge and expertise to help you find the right solution for your business. From the core of your network to its edge, D-Link's comprehensive selection of switches includes 10 Gigabit, Gigabit, Fast Ethernet and PoE that range from entry level to fully managed, more sophisticated solutions. Products under this category include Unmanaged, Smart, Managed, xStack, Chassis and Unified Wireless, all as detailed below.

Unmanaged

- The simplest way to build a network and let it pretty much run itself
- Plug-and-play connectivity, which makes these perfect for small businesses without a dedicated IT department
- Ideal for small networks that need to share resources
- Several of our unmanaged switches fall into our D-Link Green™ range, specifically designed to reduce energy consumption and utilise recycled packaging, which helps reduce the impact on the environment
- PoE-compliant, eliminating the need for external power supplies and thus allowing you to utilise current cables for a tidier system

Smart

- Many of the benefits of Managed, as outlined below, but without the complexity or cost
- Ease of configuration through web-management
- Ideal for users wishing to build small- to medium-size networks but who don't need the advanced features necessary for large-scale corporate deployments
- PoE-compliant, eliminating the need for external power supplies, thus allowing you to utilise existing cables for a tidier system

Smart Managed

- Centralised management and virtual stacking via D-Link's intuitive single IP management
- Layer 3 static routing allows for scalable network design for future business growth
- Supports unique Auto Voice and Auto Surveillance VLANs to prioritise traffic from VoIP phones and IP cameras in the network

Managed

- Allows administrators to monitor traffic across the network, introduce redundancy and control access
- Found in networks with numerous users and applications, where performance and reliability must be maximised and security enforced
- Ideal for large sites where server farms are deployed, with hundreds of users sharing multiple printers and applications and routinely using wireless access and video-conferencing, such as in corporate headquarters
- Includes D-Link's industry-leading selection of xStack switches
- PoE-compliant, eliminating the need for external power supplies, thus allowing you to utilise existing cables for a tidier system

xStack

- Award-winning range
- High performance and 10 Gigabit stacking options
- 10 Gigabit, Gigabit and Fast Ethernet versions, with Layer 2 and Layer 3 features
- PoE-compliant, eliminating the need for external power supplies, thus allowing you to utilise existing cables for a tidier system

Chassis

- Enterprise-class performance, security and control
- Modular architecture with redundant control planes option
- High port density with 10 Gigabit line cards available
- High reliability with fault-tolerant topologies ensures rock-solid connectivity, and D-Link Green™ technology provides eco-friendly power saving
- Redundant loadsharing power supplies and a hot-swappable fan module for mission-critical network applications

Unified Wireless

- Managed switches which offer flexible deployment, one single device can manage both wired and wireless access traffic – unified switch = wireless controller + LAN switch
- Feature-rich centralised management for wireless Access Points (AP) and clients, including security policy and RF parameters
- Enables seamless wireless roaming without the need for cursor re-authentication: necessary in particular for Voice-over-WLAN (VoWLAN) applications
- Resiliency of the entire wireless network through self-healing and AP load balancing. The unified switch can effectively manage the wireless bandwidth, optimise WLAN traffic and ensure maximum RF coverage

Chassis Switches



Concentrator Switches



Standalone Switches

	UNMANAGED	SMART	SMART MANAGED	LAYER 2	LAYER 2+	LAYER 3
10 GIGABIT ETHERNET			DXS-1210 Series		DGS-3420 Series	DGS-3620 Series
GIGABIT ETHERNET	DGS-1000 Series DGS-105/108 Series	DGS-1100 Series	DGS-1510 Series	DGS-3000 Series		
FAST ETHERNET	DES-1000 Series DES-105/108 Series	DES-1100 Series DES-1210 Series		DGS-3120 Series DES-3200 Series		

PoE Switches

	UNMANAGED	SMART	SMART MANAGED	LAYER 2/2+	LAYER 3
GIGABIT ETHERNET	DGS-1008P	DGS-1100-08P DGS-1100-24P	DGS-1500-28P (POE+) DGS-1510-28P (POE+)	DGS-3120-24PC (POE+) DGS-3120-48PC (POE+)	DGS-3620-28PC (POE+) DGS-3620-52P (POE+)
FAST ETHERNET	DES-1005P DES-1008PA DES-1008MP DES-1018P DES-1018MP	DGS-1210-08P (POE+) DGS-1210-10P (POE+) DGS-1210-24P (POE+) DGS-1210-28P (POE+) DGS-1210-52P (POE+) DGS-1210-52MP (POE+)		DGS-3420-28PC (POE+) DGS-3420-52P (POE+)	

Power over Ethernet (PoE)

What is Power over Ethernet (PoE)?

Power over Ethernet allows a single cable (usually referred to as a CAT5 cable) to provide both data connection and electrical power to any PoE-enabled devices such as wireless access points, network cameras or IP phones. PoE essentially passes electrical power along with data on Ethernet (LAN) cabling to compatible network devices, thereby negating the need for power outlets in proximity to the devices being powered.

With PoE you only need one cable for both power and data so wireless access points and Video Surveillance cameras, for example, can be installed without having to run power to inaccessible places such as ceilings or roof spaces. You can also protect such devices from outages, by adding a central Uninterruptible Power Supply (UPS), and both monitor and manage energy consumption centrally – perhaps even switching devices off when they're not needed. Support for PoE can be added to existing networks but, if you're serious about it, PoE-enabled switches don't need additional wiring and are easier to manage. Either way, check for support for industry standards, both on the switches and networking devices you want to power.

What is PoE +

The original IEEE 802.3af-2003 PoE standard provides up to 15.4 W of DC power (minimum 44 V DC and 350 mA) to each device. Only 12.95 W is assured to be available at the powered device as some power is dissipated in the cable. The updated IEEE 802.3at PoE standard, also known as PoE+ or PoE plus, provides up to 25.5 W of power. PoE+ is beneficial for devices that require more power, such as Pan-Tilt-Zoom cameras, thin clients and video phones. It also expands PoE functionality to a wider range, making it possible to power a larger number of edge devices from a single PoE port.

How can PoE be Green?

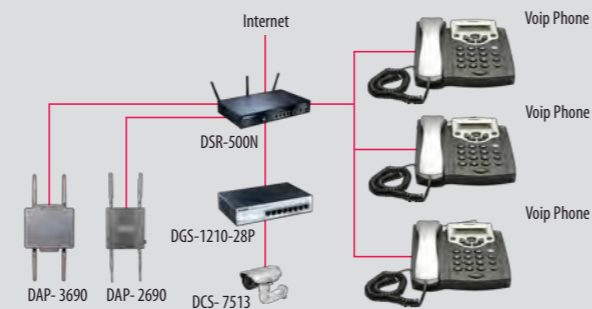
Using D-Link's integrated time-based PoE functionality, it is possible to automatically shut down ports which also shut down the devices on a predefined schedule, saving power and money, and increasing security.

What is the PoE Power Budget?

The PoE Power Budget is the maximum amount of power that a switch can provide to **all** the devices connected to it. If this is exceeded, then devices will not function correctly as they are not receiving adequate power. In order to choose the right switch, the overall power consumption for the network must be calculated. This can be done by adding up the maximum power demand of every device you intend to connect to the switch.

It is essential to consider the current and possible future power requirements of your network; over-specifying the power budget of a switch in the first instance will result in higher initial costs but could save time and money in the long run.

D-Link has two 'Smart Switch' families to address different requirements – Smart and Smart+. Switches in the Smart+ range have higher power budgets and are capable of providing more power per port than the Smart range which is more economical.



PoE devices can transmit a Discovery Protocol that informs the PoE Switch of the actual power required by the device. If the power is less than the default (15.4W for PoE or 25.5W for PoE+), the PoE switch acknowledges the request with its available power and modifies the power budget accordingly. If the requesting powered device exceeds the power budget for the switch, the port is either powered down, or the port remains in low-power mode.

Benefits of PoE

Reduced Costs

With PoE, only one cable – a simple CAT5 Ethernet cable – is required to be routed to each device instead of two (data *and* power), so fewer power adapters or outlets are needed. In large organisations this can bring a major cost reduction.

Flexibility

A PoE-enabled appliance can be installed virtually anywhere, without the need for AC outlets. This provides flexibility and scalability in placing all the network equipment (switches, wireless access points, and IP cameras) in the most optimal locations instead of locations only where power is available. This also enables better network designs.

Reliability

PoE infrastructure enables centralised power management that provides back-up with an Uninterruptible Power Supply (UPS) to the devices and all the distributed PD networking devices; even during power failures this ensures the reliability and availability of powered devices.

Network Control

Network administrators can control and monitor devices using SNMP (Simple Network Management Protocol). Devices can be powered down when not in use or if there is unauthorised access, which allows for increased security.

Add to, Move or Change the network

PoE-enabled switches enable network additions, moves and changes to be accomplished faster. They allow the network to be more flexible and accommodating to changing business and network requirements.

Centralised Power Management

Managing a PoE-enabled switch via a web browser or by SNMP, enables remote networking devices to be easily reset or shut down, saving the time and expense of dispatching a technician.

Security

Shutting down unnecessary PoE network devices when no one is at the office ensures better business security.

Eco-Friendly

As with security, shutting down unnecessary PoE network devices can also save power and money for a business.

Typical PoE Applications



IP Cameras

There are several types of IP cameras – from a basic box camera to an outdoor pan, tilt and zoom (PTZ) to a heated dome camera, and each one has a different power requirement. Basic outdoor IP cameras have a power consumption of about 7 watts; however, additional features require additional power, so an outdoor PTZ device with IR night vision will require significantly more power than an indoor static device.



IP Phones

IP phones are commonly connected and powered by PoE. A standard IP phone will consume around 4-7 watts of power whereas one with a backlit, colour screen or even video conferencing capability will use substantially more.



Wireless Access Points

Due to their placements, wireless access points are typically powered using PoE, but different types of Wireless APs have different power requirements. For example, dual-band concurrent APs require more power as they broadcast on both the 2.4 and 5 GHz frequencies. The latest Wireless AC technology delivers wireless speeds of up to 1300 Mbps on the 5 GHz band with enhanced coverage so can benefit from PoE+'s additional power.

xStack Chassis Switches

DGS-6600 Series

For a customisable solution based on your business needs, D-Link's DGS-6600 modular chassis series allows you to implement a solution-specific switch with multiple modules. The DGS-6600 is a Layer 3 backbone chassis-based Gigabit switch that provides everything a business needs for a reliable network. This 4-Slot chassis offers a 576 Gbps switch fabric capacity, supporting wire speed L2/L3 packet switching in dynamic or static environments. Some of the features include a high port density, with L2/L3/L4 Class of Service (CoS) and Access Control Lists (ACL), QoS, Link Aggregation, hot-swappable line cards with redundant power supply, and traffic monitoring. Designed for performance and flexibility, this chassis switch offers you the price/performance ratio necessary to deploy a cost-effective enterprise backbone network.



Principle Product Features

DGS-6604-SK

- 4-slot chassis starter kit
- I/O module slots x 3
- CPU module slot x 1
- Switching capacity of up to 576 Gbps
- Up to 144 x Gigabit ports
- Up to 48 x 10 Gigabit ports
- Built-in replaceable fan module
- Built-in dust filter
- Optional redundant power supply
- Includes:
 - DGS-6604 4-Slot Chassis
 - DGS-6600-CM Control Module
 - DGS-6600-PWR 850W AC Power Supply

DGS-6608-SK

- 8-slot chassis starter kit
- I/O module slots x 6
- CPU module slots x 2
- Loadsharing/redundant switching capacity of up to 1.152 Tbps
- Up to 288 x Gigabit ports
- Up to 96 x 10 Gigabit ports
- Built-in replaceable fan module
- Built-in dust filter
- Optional redundant power supply
- Includes:
 - DGS-6608 8-Slot Chassis
 - DGS-6600-CM-II Control Module
 - DGS-6600-PWR 850W AC Power Supply

Available Modules

10 GIGABIT MODULES

DGS-6600-8XG

8-Port 10 Gigabit XFP Module (DGS-6604)

DGS-6600-16XS-D

16-Port 10 Gigabit SFP+ Module with MPLS function DGS-6600 Series

GIGABIT MODULES

DGS-6600-48T

48-Port 10/100/1000BASE-T Module

DGS-6600-48TS

24-Port 10/100/1000BASE-T and

24-Port SFP Module

DGS-6600-48S

48-Port SFP Module

PoE MODULES

DGS-6600-48P

48-Port 10/100/1000BASE-T PoE Module

CPU MODULES

DGS-6600-CM-II

Control Module for DGS-6604 and DGS-6608

OPTIONAL REDUNDANT/REPLACEMENT POWER SUPPLY MODULES

DGS-6600-PWR

850 W AC Power Supply for DGS-6604 and DGS-6608

REPLACEMENT FAN TRAY

DGS-6600-FAN

Smart Fan Module for DGS-6604

Key Series Features

- 4-/8*-slot modular chassis
- Hot-swappable line cards
- Optional redundant power supply
- 4000 IP interfaces
- 32,000 MAC addresses per module
- 4096 static VLANs
- 8 priority queues
- 128-trunk group, 8 ports per group
- Telnet/console CLI
- SNMP v1,v2c,v3/RMON
- CPU utilisation monitoring
- TFTP client
- Web GUI
- Traffic monitoring
- SYSLOG

XSTACK

dlinkgreen



MODEL	DGS-6604-SK	DGS-6608-SK		
Interfaces	Fast Ethernet			
	Gigabit Ethernet			
	SFP Slots	3 Slots available for any combination of Ports	6 Slots available for any combination of Ports	
	Combo Gigabit/SFP Slots	1 Slot for CPU Module	2 Slots for CPU Module	
General Features	Stackability			
	Stacking Speed (per Port)			
	Switching Capacity	576 Gbps	1.152 Tbps	
	Forwarding Mode	Store-and-Forward		
	Packet Buffer Memory	2 MB		
	MAC Address Table	32,000 per Module		
	Flow Control	802.3x, HOL Blocking Prevention		
	MDI/MDIX	Configurable		
	Layer 2 Features	Loop Protection	802.1Q, 802.1w, 802.1s	
		803.2ad Link Aggregation	128 Groups, 8 Ports per Group	
Port Mirroring		One-to-One, Many-to-One, RX/TX/Both, Flow-Based, RSPAN		
Loopback Detection		•		
Cable Diagnostics		•		
Layer 3 Features	IP Interfaces	4000		
	Routing Protocols	Static, RIP v1/v2, RIPng, OSPF v2/v3, BGP v4, BGP+*		
	Policy-Based Routing	•		
	Route Balancing	ECMP/WCMP*		
	IPv6 Tunneling	Static, ISATAP, 6to4		
	VRRP	•		
Virtual LAN (VLAN)	VLANs	4096 Static; 256 Dynamic		
	GVRP	•		
	Protocol VLAN (802.1v)	•		
Multicasting	Double VLAN (Q-in-Q)	Port-Based / Selective		
	Groups	2000		
Quality of Service (QoS)	Protocols	IGMP v1 / v2 / v3, PIM-SM, PIM-DM, PIM Spare-Dense		
	Standard	802.1p, DSCP		
	Number of Queues	8		
	Mode	Strict / WRR / Strict+WRR / DRR / WDRR		
	CoS Handling	802.1p		
Security	Bandwidth Control	Port-Based, Flow-Based		
	STP Security	BPDU Filtering, Root Restriction		
	Per-Port MAC Limitation	•		
	Static MAC	16		
	Storm Control	Broadcast / Multicast / Unicast		
	IP-MAC-Port Binding	•		
	DHCP Server Screening	•		
	ARP Spoofing Prevention	•*		
	Traffic Segmentation	•		
	D-Link SafeGuard Engine	•		
Authentication, Authorisation and Accounting (AAA)	802.1x Authentication	Port-Based, Host-Based, Dynamic VLAN Assignment		
	Web-Based Access Control (WAC)	•		
	MAC-Based Access Control (MAC)	•		
	Network Access Protection (NAP)	•*		
Access Control Lists (ACL)	Guest VLAN	•		
	Switch Access	RADIUS / TACACS+, 3-Level User Account		
	Rules	(number of entries depending on installed Modules)		
Power over Ethernet	ACL Handling	VLAN ID, 802.1p, MAC, IP, IPv6, DSCP, Port, Protocol		
	Time-Based ACL	•		
	Standard	802.3af (PoE)		
	PoE Ports	48-Port PoE Module (DGS-6600-48P)		
Management	PoE Power Budget	586-2217 W (dependent on number of DGS-6600-PWRs installed)		
	Time-Based PoE	•		
	Switch Access	Web GUI, Telnet, Console		
	sFlow	•		
	SNMP	v1 / v2c / v3		
	DHCP	Server, Client, Relay (IPv4, IPv6)		
	RMON	•		
Physical and Environment	TFTP Client	•		
	Syslog	•		
	Power Supply	Internal, Redundant		
	Maximum Power Consumption	Dependent on Installed Modules		
Modules / Transceivers	Power-Saving Technology	•		
	Operating Temperature	0°C to 50°C		
	Operating Humidity	10% to 90% RH Non-Condensing		
	Dimensions (W x D x H)	484 x 470 x 280 mm	445 x 470 x 500 mm	
	Mean Time Between Failures (MTBF)	Dependent on installed Modules		
Modules / Transceivers	10 Gigabit SFP+ Modules	DEM-431XT, DEM-431XT-DD, DEM-432XT, DEM-432XT-DD		
	10 Gigabit XFP Transceivers	DEM-421XT, DEM-423XT		
	SFP Transceivers	DEM-310GT, DEM-311GT, DEM-312GT2, DEM-314GT		

Layer 3 10 Gigabit Stackable* Managed Switches

DXS-3600 Series

The D-Link DXS-3600 Series offers two compact, high-performance switches that feature wire-speed 10 Gigabit Ethernet switching, routing, and very low latency. The 1U height and selectable front-to-back or back-to-front air flow make the DXS-3600 Series suitable for enterprise and campus aggregation network environments, while the 8 or 24 fixed 10 Gigabit SFP+ ports and can accommodate more ports with the addition of an expansion module. The expansion modules not only provide extra 10G SFP+ ports, but also increase the flexibility of 120G stacking, or low-cost 10GBASE-T connections for different applications.



Principle Product Features

DXS-3600-16S

- 10 Gigabit SFP+ ports x 8
- Open expansion slot x 1
- Switching capacity of up to 480 Gbps
- Hot-swappable power modules for power redundancy and load sharing
- Hot-swappable fan trays with airflow control provide cooling redundancy

DXS-3600-32S

- 10 Gigabit SFP+ ports x 24
- Open expansion slot x 1
- Switching capacity of up to 960 Gbps
- Up to 480 Gigabit stacking bandwidth with four devices functioning together as one
- Hot-swappable power modules for power redundancy and load sharing
- Hot-swappable fan trays with airflow control provide cooling redundancy

Optional Products

Optional Software Image Upgrade Licenses

DXS-3600-32S-SE DXS-3600-32S standard to enhanced image upgrade license

Optional Expansion Modules

DXS-3600-EM-4XT 4-Port 10 GBASE-T Module
 DXS-3600-EM-8T 8-Port 10/100/1000BASE-T Module
 DXS-3600-EM-Stack 2-Port 120G CXP Stacking Module (for DXS-3600-32S only)

Optional Redundant/Replacement Power Supplies

DXS-3600-PWR-FB 300W AC Power Supply with front-to-back airflow

Optional Redundant/Replacement Fan Tray

DXS-3600-FAN-FB Fan Module with front-to-back airflow

Optional 120G Stacking Cable

DEM-CB50CXP DXS-3600-32S Stacking Cable for use with DXS-3600-EM-Stack

Optional 10 Gbps SFP+ Direct Attach Stacking Cables

DEM-CB100S 10 Gigabit SFP+ 1 m Direct Attach Stacking Cable
 DEM-CB300S 10 Gigabit SFP+ 3 m Direct Attach Stacking Cable

Optional Management Software

DV-700 D-View 7 Network Management System

Key Series Features

- 1x 10/100/1000BASE-T Ethernet port for out-of-band remote management
- Fast performance with up to 960 Gbps switching capacity
- 24 fixed SFP+ 10G ports
- IEEE 802.1Qbb Priority-based Flow Control (PFC)
- IEEE 802.1Qaz Enhanced Transmission Selection (ETS)
- IEEE 802.1Qau Congestion Notification (QCN)
- NLB
- MPLS (Enhanced Image)
- OSPF/BGP
- ERPS
- Three Color Marker (trTCM/srTCM)
- Congestion Control
- Access Control List (ACL)
- Port security
- Traffic segmentation
- Broadcast/multicast/unicast storm control
- DoS attack prevention
- Web-based GUI
- SSH
- SNMP & RMON
- LLDP/LLDP-MED
- L2/L3/L4 multi-layer access control lists
- 802.1x user authentication via TACACS+ and RADIUS servers

What does SFP mean?

SFP stands for Small Form-Factor Pluggable, and refers to the transceivers used to connect networking devices such as switches or routers to fibre-optic or copper cable in order to expand a data communications network, often over several kilometres. Generally speaking they are hot-pluggable, meaning that you do not need to power-off the device when plugging or unplugging the cable, and operate at up to Gigabit Ethernet speeds. For faster connections, Enhanced SFP, known as SFP+, offers rates of up to 10 Gbps.



MODEL	DXS-3600-16S	DXS-3600-32S	
Interfaces	10 Gigabit Ethernet SFP+	8	24
	Expansion Slot	1	
General Features	Stackability	Virtual Stacking of up to 32 Units	Virtual Stacking of up to 32 Units; Physical Stacking of up to 4 Units
	Stacking Speed (per Port)	240 Gbps (Full Duplex)	
	Switching Capacity	480 Gbps	960 Gbps
	Forwarding Mode	357.14 Mpps	714.28 Mpps
	Packet Buffer Memory	9 MB	
	MAC Address Table	128,000	
	Flow Control	802.3x, HOL Blocking Prevention	
Layer 2 Features	803.2ad Link Aggregation	Max 16 Groups per Device, 12 Ports per Group	
	Port Mirroring	One-to-One, Many-to-One, Mirroring for Tx/Rx/Both, 4 Mirroring Groups	
	Flow Mirroring	One-to-One, Many-to-One, Mirroring for Rx, 4 Mirroring Groups	
	Jumbo Frame	Up to 12,000 Bytes	
	ARP	512 Static ARP	
Layer 3 Features	IP Interface	Supports 256 interfaces	
	Default Routing	-	
	Static Routing	Max. 1K IPv4 entries, Supports Route Distribution, Supports Secondary Route, Supports Equal Cost/Weighted Cost, Multi-Path Route	
Virtual LAN (VLAN)	VLANs	Up to 4096 Static	
	GVRP	Up to 4096 Dynamic	
	Subnet-based VLAN	-	
	Double VLAN (Q-in-Q)	Port-Based, Selective	
	Port-based VLAN	-	
	MAC-based VLAN	-	
Multicasting	VLAN Group	Max 4K Static VLAN Groups, Max 4094 VIDs	
	Groups	2000	
Quality of Service (QoS)	Protocols	IGMP v1 / v2 / v3, PIM-SM, PIM-DM, PIM Spare-Dense, PIM-SSM, DVMRP v3, MLD v1	
	Standard	802.1p	
	No. of Queues	8 per port	
	Mode	Strict + WRR	
Security	CoS Handling	802.1p Priority Queues, DSCP, VLAN, MAC address, IP address, IPv6 Traffic class, IPv6 flow label, TCP/UDP port	
	Bandwidth Control	Port-Based (Ingress/Egress, min. granularity 8 Kb/s) Flow-Based (Ingress/Egress, min. granularity 8 Kb/s) Per Queue Bandwidth Control (min. granularity 8 Kb/s)	
	STP Security	BPDU filtering	
Data Centre Features	Per-Port MAC Limitation	Up to 12K Addresses per Port/System	
	Static MAC		
	Storm Control	Broadcast / Multicast / Unicast	
	IP-MAC-Port Binding	ARP Inspection, IP Inspection, DHCP Snooping	
	DHCP Server Screening	-	
	ARP Spoofing Prevention	Max 64 Entries	
	Traffic Segmentation	-	
Enhanced Image (EI) Additional Features	D-Link SafeGuard Engine	-	
	DCB Standards Supported	IEEE 802.1Qbb Priority-based Flow Control (PFC), IEEE 802.1Qaz Enhanced Transmission Selection (ETS), IEEE 802.1Qau Congestion Notification (QCN), NLB	
	L3 Multicasting	Multicast Table Size: 2K, IGMP v1, v2c, v3, PIM-SM, PIM-DM, PIM-Sparse-Dense Mode, PIM-SSM, DVMRP v3, MLD v1/v2	
	MPLS	LDP, MPLS LSP trigger filtering, • MPLS label-forwarding, MPLS QoS, MPLS ping and traceroute, L2 protocol tunneling through PW, VPWS, VPLS, PW Redundancy	
Authentication, Authorisation and Accounting (AAA)	L3 Features	IPv6 Tunneling (Static, ISATAP, GRE, 6to4), VRRP	
	L3 VPN	MPLS/BGP L3 VPN, VRF-Lite, MP-BGP, VRF aware application	
	L3 Routing	Supports 16K hardware routing entries shared by IPv4/IPv6 (max. 16K IPv4 entries, max. 8K IPv6 entries), Supports 8K hardware L3 forwarding entries shared by IPv4/IPv6 (max. 8K IPv4 entries, max. 4K IPv6 entries), RIP (RIP v1/v2, RIPvng), OSPF (OSPF v2, OSPF v3, OSPF Passive Interface, Stub/NSA Area, OSPF Equal Cost Route), BGPv4, Route Redistribution, IP Directed Broadcast, Policy Based Route	
Access Control Lists (ACL)	802.1x Authentication	Supports Port-based access control, supports Host-based access control, Dynamic VLAN Assignment, Identity-driven Policy (VLAN/ACL/QoS) Assignment	
	Access Control	Web-based Access Control (WAC), MAC-based Access Control (MAC)	
Management	Guest VLAN	-	
	Max ACL entries	1792 Ingress ACL Rule, 1k Egress ACL Rule, 1K VLAN ACL Rules	
	Time-Based ACL	802.1p Priority, VLAN, MAC Address, Ether Type, IP Address, DSCP, Protocol Type, TCP/UDP Port Number, IPv6 Traffic Class and flow Label	
	Web-based GUI	-	
	Command Line Interface (CLI)	-	
Physical and Environment	Telnet, TFTP Client	-	
	SNMP	-	
	SSH	-	
Modules / Transceivers	RMON	-	
	RADIUS/TACACS+	-	
	LLDP/LLDP-MED	-	
	Power Supply	Internal	
Physical and Environment	Maximum Power Consumption	74.3 W	116.8 W
	Number of Fans	3	
	Operating Temperature	0°C to 45°C	
	Operating Humidity	0% to 95% RH Non-Condensing	
	Dimensions (W x D x H)	440 x 506 x 44 mm	
Modules / Transceivers	Mean Time Between Failures (MTBF)	134,330 Hours	
	10 Gigabit SFP+ Modules	DEM-431XT, DEM-431XT-DD, DEM-432XT, DEM-432XT-DD	
SFP Transceivers	DEM-310GT, DEM-311GT, DEM-312GT2, DEM-314GT		

*Physical stacking only available on DXS-3600-32S

xStack Layer 3 Gigabit Stackable Managed

DGS-3620 Series

The xStack DGS-3620 Series of next-generation Gigabit Layer 3 Stackable Managed Switches deliver businesses with performance, flexibility, security, multi-layer QoS and access control, along with redundant power solutions. With high Gigabit port densities, Gigabit SFP and 10 Gigabit SFP+ support, and advanced software solutions, these switches can act as either departmental access layer devices or core switches to form a multi-level network structure with backbone and centralised high-speed servers. Service providers can take advantage of the high SFP density switches to structure the cores of Fibre to the Building (FTTB) networks that they extend to the subscriber's sites. Each of the five switch models in this series is embedded with two different software images – Standard Image (SI) and the optional Enhanced Image (EI). The Standard Image provides sophisticated



features such as advanced Quality of Service (QoS), traffic shaping, L2 multicasting and robust security features. The Enhanced Image supports ERPS, Double VLAN (Q-in-Q), Ethernet OAM, Static Route, IMPB, sFlow, and IPv6 features which are suitable for the next generation of IPv6 networks or triple-play applications.

Principle Product Features

DGS-3620-28TC

- 10/100/1000BASE-T ports x 20
- Combo 10/100/1000BASE-T/SFP ports x 4
- 10 Gigabit SFP+ ports x 4

DGS-3620-28SC

- SFP ports x 20
- Combo 10/100/1000BASE-T/SFP ports x 4
- 10 Gigabit SFP+ ports x 4

DGS-3620-28PC

- 10/100/1000BASE-T ports x 20
- Combo 10/100/1000BASE-T PoE/SFP ports x 4
- 10 Gigabit SFP+ ports x 4

- 802.3af (PoE) and 802.3at (PoE+) support
- 370 W PoE power budget (760 W with DPS-700 RPS)

DGS-3620-52T

- 10/100/1000BASE-T ports x 48
- 10 Gigabit SFP+ ports x 4

DGS-3620-52P

- 10/100/1000BASE-T PoE ports x 48
- 10 Gigabit SFP+ ports x 4
- 802.3af (PoE) and 802.3at (PoE+) support
- 370 W PoE power budget (760 W with DPS-700 RPS)

Optional Accessories

Optional Software Image Upgrade Licenses

DGS-3620-28TC-SE-LIC DGS-3620-28TC Standard to Enhanced Image Upgrade License
 DGS-3620-28SC-SE-LIC DGS-3620-28SC Standard to Enhanced Image Upgrade License
 DGS-3620-28PC-SE-LIC DGS-3620-28PC Standard to Enhanced Image Upgrade License
 DGS-3620-52T-SE-LIC DGS-3620-52T Standard to Enhanced Image Upgrade License
 DGS-3620-52P-SE-LIC DGS-3620-52P Standard to Enhanced Image Upgrade License

Optional Redundant Power Supplies

DPS-500 140 W Redundant Power Supply for DGS-3620-28TC, DGS-3620-28SC and DGS-3620-52T
 DPS-700 589 W Redundant Power Supply for DGS-3620-28PC and DGS-3620-52P

Optional Management Software

DV-700 D-View 7 Network Management System

Optional 10 Gbps SFP+ Direct Attach Stacking Cables

DEM-CB1005 10 Gigabit SFP+ 1m Direct Attach Stacking Cable
 DEM-CB3005 10 Gigabit SFP+ 3m Direct Attach Stacking Cable

Key Series Features

- Physical stack of up to 12 units, totalling up to 576 Gigabit ports
- Up to 80 Gbps full-duplex stacking bandwidth
- Optional external redundant power supply
- 802.1p priority queues/ multi-layer CoS
- Loopback Detection (LBD)
- L2/L3/L4 multi-layer access control
- Virtual stack of up to 32 units using Single IP Management (SIM)
- 802.1X Guest VLAN
- IP multicast support for bandwidth-intensive applications
- SSH/SSL support
- Flexible software options with Standard Image (SI) and Enhanced Image (EI) for advanced features
- PoE/PoE+ versions available
- Telnet
- Command line interface (CLI)
- Web-based GUI
- RMON support
- Traffic segmentation
- Supports Microsoft NAP
- D-Link SafeGuard Engine



MODEL	DGS-3620-28TC	DGS-3620-28SC	DGS-3620-28PC	DGS-3620-52T	DGS-3620-52P	
Interfaces	Fast Ethernet					
	Gigabit Ethernet	20		20	48	
	Gigabit SFP Slots		20			
	Combo 10/100/1000BASE-T/SFP Slots	4	4	4		
	10 Gigabit SFP+ Slots	4	4	4	4	
General Features	Stackability	Virtual Stacking of up to 32 Units; Physical Stacking of up to 12 Units				
	Stacking Speed	Up to 40 Gbps (80 Gbps full duplex)				
	Switching Capacity	128 Gbps	128 Gbps	128 Gbps	176 Gbps	176 Gbps
	Forwarding Mode	Store-and-Forward				
	Packet Buffer Memory	2 MB				
	MAC Address Table	32,000				
	Flow Control	802.3x, HOL Blocking Prevention				
	MDI/MDIX	Configurable				
Layer 2 Features	Loop Protection	802.1Q, 802.1w, 802.1s, ERPS				
	803.2ad Link Aggregation	Maximum 32 Groups per Device. 8 Gigabit Ports or 2 10 Gigabit Ports per Group				
	Port Mirroring	One-to-One, Many-to-One, Flow-Based, RSPAN				
	Loopback Detection	•				
	Cable Diagnostics	•				
Layer 3 Features	IP Interfaces	256				
	Routing Protocols	Static, RIP v1/v2, RIPvng*, OSPF v2, OSPF v3*, BGP v4*, BGP+ v4*				
	Policy-Based Routing	•				
	Route Balancing	ECMP/WCMP				
	IPv6 Tunneling	Static*, ISATAP*, GRE*, 6to4*				
	VRPP	•				
	VLANs	4096 Static; 4096 Dynamic				
Virtual LAN (VLAN)	GVRP	•				
	Protocol VLAN (802.1v)	•				
	Double VLAN (Q-in-Q)	Port-Based / Selective				
Multicasting	Groups	2000				
	Protocols	IGMP V1 / V2 / V3, PIM-SM, PIM-SM v6*, PIM-DM, PIM Spare-Dense, DVMRP v3*				
Quality of Service (QoS)	Standard	802.1p				
	Number of Queues	8				
	Mode	Strict / WRR / Strict+WRR / WRED				
	CoS Handling	Switch Port, VLAN ID, 802.1p, MAC, IPv4, IPv6, DSCP, Port, Protocol, IPv6 Traffic Class, IPv6 Flow Label, Payload (User-Defined)				
	Bandwidth Control	Port-Based, Flow-Based				
Security	STP Security	BPDU Filtering, Root Restriction				
	Per-Port MAC Limitation	•				
	Static MAC	16				
	Storm Control	Broadcast / Multicast / Unicast				
	IP-MAC-Port Binding	500 Entries				
	DHCP Spoofing Prevention	•				
	ARP Spoofing Prevention	•				
	Traffic Segmentation	•				
	D-Link SafeGuard Engine	•				
	Authentication, Authorisation and Accounting (AAA)	802.1x Authentication	Port-Based, Host-Based, Dynamic VLAN Assignment			
Web-Based Access Control (WAC)		Port-Based, Host-Based, Dynamic VLAN Assignment				
MAC-Based Access Control (MAC)		Port-Based, Host-Based, Dynamic VLAN Assignment				
Network Access Protection (NAP)		802.1x NAP, DHCP NAP				
Guest VLAN		•				
Access Control Lists (ACL)	Switch Access	RADIUS / TACACS+, 4-Level User Account				
	Rules	Ingress: 6 Profiles, 256 Rules per Profile; Egress: 4 Profiles, 128 Rules per Profile				
	ACL Handling	Switch Port, VLAN ID, 802.1p, MAC, IPv4, IPv6, DSCP, Port, Protocol, IPv6 Traffic Class, IPv6 Flow Label, Payload (User-Defined)				
Power over Ethernet	Standard		802.3af (PoE), 802.3at (PoE+)		802.3af (PoE), 802.3at (PoE+)	
	PoE Ports		24		48	
	PoE Power Budget		370 W (760 W with DPS-700 RPS)		370 W (760 W with DPS-700 RPS)	
	Time-Based PoE		•		•	
Management	Switch Access	Web GUI, Telnet				
	sFlow	•				
	SNMP	V1 / V2c / V3				
	DHCP	Server, Client, Relay (IPv4, IPv6)				
	RMON	•				
	TFTP Client	•				
Physical and Environment	Syslog	•				
	Power Supply	Internal				
	Maximum Power Consumption	45.1 W	43.4 W	502.2 W	76 W	517.1 W
	Power-Saving Technology	Green Ethernet				
	Operating Temperature	0°C to 50°C				
	Operating Humidity	10% to 90% RH Non-Condensing				
Modules / Transceivers	Dimensions (W x D x H)	441 x 310 x 44 mm	441 x 310 x 44 mm	441 x 310 x 44 mm	441 x 310 x 44 mm	
	Mean Time Between Failures (MTBF)	292,976 Hours	298,263 Hours	236,811 Hours	247,929 Hours	235,645 Hours
	10 Gigabit SFP+ Transceivers	DEM-431XT, DEM-431XT-DD, DEM-432XT, DEM-432XT-DD				
	SFP Transceivers	DEM-210, DEM-211, DEM-310G1, DEM-311G1, DEM-312G1, DEM-314G1				

xStack Layer 2+ Gigabit Stackable Managed Switches

DGS-3420 Series

The xStack DGS-3420 Series of next-generation Layer 2+ Gigabit switches delivers performance, flexibility, security, multi-layer QoS, and accessibility, along with redundant power solutions for SMBs and enterprises. With high Gigabit port densities, Gigabit SFP, 10 Gigabit SFP+ support, and advanced software solutions, these switches can act as either departmental access layer devices or aggregation switches to form a multi-level network structure with backbone and centralised high-speed servers. Service providers can take advantage of the high-SFP-density DGS-3420-28SC to structure the aggregation of Fibre to the Building (FTTB) networks that are extended to the subscribers' sites.



Principle Product Features

DGS-3420-28TC

- 10/100/1000BASE-T ports x 20
- Combo 1000BASE-T/SFP ports x 4
- 10 Gigabit SFP+ ports x 4

DGS-3420-28SC

- SFP ports x 20
- Combo 1000BASE-T/SFP ports x 4
- 10 Gigabit SFP+ ports x 4

DGS-3420-28PC

- 10/100/1000BASE-T PoE ports x 20
- Combo 10/100/1000BASE-T PoE/SFP ports x 4
- 10 Gigabit SFP+ ports x 4

- 802.3af (PoE) and 802.3at (PoE+) support
- 370 W PoE power budget (760 W with DPS-700 RPS)

DGS-3420-52T

- 10/100/1000BASE-T ports x 48
- 10 Gigabit SFP+ ports x 4

DGS-3420-52P

- 10/100/1000BASE-T PoE ports x 48
- 10 Gigabit SFP+ ports x 4
- 802.3af (PoE) and 802.3at (PoE+) support
- 370 W PoE power budget (760 W with DPS-700 RPS)

Optional Accessories

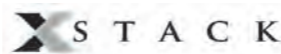
Optional 10 Gbps SFP+ Direct Attach Stacking Cables
 DEM-CB1005 10 Gigabit SFP+ 1 m Direct Attach Stacking Cable
 DEM-CB3005 10 Gigabit SFP+ 3 m Direct Attach Stacking Cable

Optional Redundant Power Supplies
 DPS-500 140 W Redundant Power Supply for DGS-3420-28TC, DGS-3420-28SC and DGS-3420-52T
 DPS-700 589 W Redundant Power Supply For DGS-3420-28PC and DGS-3420-52P

Optional Management Software
 DV-700 D-View 7 Network Management System

Key Series Features

- Physical stack of up to 12 Units, totalling up to 576 Gigabit ports
- Up to 40 Gbps full-duplex stacking bandwidth
- Optional external redundant power supply
- Comprehensive security features, including Microsoft NAP
- Comprehensive IPv6 support
- Multiple functions in a single device: switching, static routing and PoE, thus eliminating the need to purchase multiple routers and switches
- Web-based GUI for easy management
- SD Card slot to store and restore configuration files
- Green Technology – power-saving mode, time-based PoE, smart fans



MODEL	DGS-3420-28TC	DGS-3420-28SC	DGS-3420-28PC	DGS-3420-52T	DGS-3420-52P	
Interfaces	Fast Ethernet					
	Gigabit Ethernet	20		20	48	
	SFP Slots		20			
	Combo 10/100/1000BASE-T/SFP Slots	4	4	4		
	10 Gigabit SFP+ Slots	4	4	4	4	4
General Features	Stackability	Virtual Stacking of up to 32 Units; Physical Stacking of up to 12 Units				
	Stacking Speed	Up to 20 Gbps (40 Gbps full duplex)				
	Switching Capacity	128 Gbps	128 Gbps	128 Gbps	176 Gbps	176 Gbps
	Forwarding Mode	Store-and-Forward				
	Packet Buffer Memory	2 MB				
	MAC Address Table	16,000				
	Flow Control	802.3x, HOL Blocking Prevention				
	MDI/MDIX	Configurable				
	Loop Protection	802.1Q, 802.1w, 802.1s, ERPS				
	803.2ad Link Aggregation	32 Groups, 8 Gb Ports per Group / 2 10 Gigabit Ports per Group				
Layer 2 Features	Port Mirroring	One-to-One, Many-to-One, RX/TX/Both, Flow-Based, RSPAN				
	Loopback Detection	•				
	Cable Diagnostics	•				
	IP Interfaces	256				
Layer 3 Features	Routing Protocols	Static, Rip v1/v2, RIPng				
	Policy-Based Routing	Based on ACL				
	Route Balancing	•				
	IPv6 Tunneling	Static, ISATAP, 6to4				
	VRRP	•				
Virtual LAN (VLAN)	VLANs	4096 Static; 256 Dynamic				
	GVRP	•				
	Protocol VLAN (802.1v)	•				
	Double VLAN (Q-in-Q)	Port-Based / Selective				
Multicasting	Groups	960 (IGMP), 480 (MLD)				
	Protocols	IGMP v1/v2/v3, MLD v1, v2 Snooping				
Quality of Service (QoS)	Standard	802.1p, DSCP				
	Number of Queues	8				
	Mode	Strict / WRR / Strict+WRR				
	CoS Handling	Switch Port, VLAN ID, 802.1p, MAC, IP, IPv6, DSCP, Port, Protocol, IPv6 Traffic Class, IPv6 Flow Label, Payload (User-Defined)				
	Bandwidth Control	Port-Based, Flow-Based				
Security	STP Security	BPDU Filtering, Root Restriction, UDLD				
	Per-Port MAC Limitation	•				
	Static MAC	16				
	Storm Control	Broadcast / Multicast / Unicast				
	IP-MAC-Port Binding	500 Entries				
	DHCP Spoofing Prevention	•				
	ARP Spoofing Prevention	•				
	Traffic Segmentation	•				
	D-Link SafeGuard Engine	•				
	Authentication, Authorisation and Accounting (AAA)	802.1x Authentication	Port-Based, Host-Based, Dynamic VLAN Assignment			
Web-Based Access Control (WAC)		Port-Based, Host-Based, Dynamic VLAN Assignment				
MAC-Based Access Control (MAC)		Port-Based, Host-Based, Dynamic VLAN Assignment				
Network Access Protection (NAP)		802.1x, NAP, DHCP NAP				
Access Control Lists (ACL)	Guest VLAN	•				
	Switch Access	RADIUS / TACACS+, 3-Level User Account				
	Rules	Ingress ACL: 6 Profiles, 256 Rules per Profile; Egress ACL: 4 Profiles, 128 Rules per Profile				
Power over Ethernet	ACL Handling	Ether Type, VLAN ID, 802.1p, MAC, IP, IPv6, DSCP, Port, Protocol, IPv6 Traffic Class, IPv6 Flow Label, Payload (User-Defined)				
	Time-Based ACL	•				
	Standard			802.3af (PoE), 802.3at (PoE+)	802.3af (PoE), 802.3at (PoE+)	
	PoE Ports			24	48	
	PoE Power Budget			370 W (760 W with DPS-700 RPS)	370 W (760 W with DPS-700 RPS)	
Management	Time-Based PoE			•	•	
	Switch Access	Web GUI, Telnet, Console				
	sFlow	•				
	SNMP	v1 / v2c / v3				
	DHCP	Server, Client, Relay (IPv4, IPv6)				
	RMON	•				
	TFTP Client	•				
	Syslog	•				
	Physical and Environment	Power Supply	Internal			
		Maximum Power Consumption	58.8 W	60.2 W	478.0 W	81.0 W
Power-Saving Technology		Green Ethernet				
Operating Temperature		0°C to 50°C				
Operating Humidity		10% to 90% RH Non-Condensing				
Dimensions (W x D x H)		441 x 310 x 44 mm	441 x 310 x 44 mm	441 x 310 x 44 mm	441 x 310 x 44 mm	441 x 310 x 44 mm
Modules / Transceivers	Mean Time Between Failures (MTBF)	287,763 Hours	300,371 Hours	206,190 Hours	255,608 Hours	
	10 Gigabit SFP+ Transceivers	DEM-431XT, DEM-431XT-DD, DEM-432XT, DEM-432XT-DD				
	SFP Transceivers	DEM-210, DEM-211, DEM-310GT, DEM-311GT, DEM-312GT, DEM-314GT				

xStack Layer 2 Gigabit Stackable Managed

DGS-3120 Series

The DGS-3120 Series is an enhanced Layer 2 stackable managed solution designed to connect end-users in a secure SMB or enterprise network, so is perfect for businesses that require a high level of network security and maximum uptime. Its comprehensive security features and PoE support make it suitable for any business environment where manageability, reliability and high port densities are necessary at an affordable price. Each of the five switch models in this series is embedded with two different software images – Standard Image (SI) and the optional Enhanced Image (EI). The Standard Image provides sophisticated features such as advanced Quality of Service (QoS), traffic shaping, L2 multicasting and robust security features. The Enhanced Image supports ERPS, Double VLAN (Q-in-Q), Ethernet OAM, Static Route, IMPB, sFlow, and IPv6 features which are suitable for the next generation of IPv6 networks or triple-play applications. With enhanced network reliability and comprehensive security, as well as proactive and effective network management and future-proof IPv6 support, the DGS-3120 Series is designed to scale as your network requirement grows.



Key Series Features

- Built-in 10 Gigabit CX4 stacking/uplink ports
- 40 Gigabit stacking bandwidth
- Stackable up to six physical units
- Up to 288 Gigabit ports in a single stack
- PoE/PoE+ versions available
- Optional redundant power supply
- Smart fans
- 19in, 1U rack-mountable
- Comprehensive security
- IPv6 ready
- Supports Microsoft NAP
- sFlow
- SD Card slot for configuration and system images
- Easy to configure through web interface
- Power-saving technology



Principle Product Features

DGS-3120-24TC

- 10/100/1000BASE-T ports x 20
- Combo 1000BASE-T/SFP ports x 4
- 10 Gigabit CX4 ports x 2

DGS-3120-24PC

- SFP ports x 16
- Combo 10/100/1000BASE-T/SFP ports x 8
- 10 Gigabit CX4 ports x 2

DGS-3120-24SC

- 10/100/1000BASE-T PoE ports x 20
- Combo 1000BASE-T/SFP ports x 4
- 10 Gigabit CX4 ports x 2
- 802.3af (PoE) and 802.3at (PoE+) support
- 370 W PoE power budget (760 W with DPS-700 RPS)

DGS-3120-48TC

- 10/100/1000BASE-T ports x 44
- Combo 10/100/1000BASE-T/SFP ports x 4
- 10 Gigabit CX4 ports x 2

DGS-3120-48PC

- 10/100/1000BASE-T PoE ports x 44
- Combo 1000BASE-T/SFP ports x 4
- 10 Gigabit CX4 ports x 2
- 802.3af (PoE) and 802.3at (PoE+) support
- 370 W PoE power budget (760 W with DPS-700 RPS)

Optional Accessories

Optional Software Image Upgrade Licenses

DGS-3120-24TC-SE-LIC	DGS-3120-24TC Standard to Enhanced Image Upgrade License
DGS-3120-24SC-SE-LIC	DGS-3120-24SC Standard to Enhanced Image Upgrade License
DGS-3120-24PC-SE-LIC	DGS-3120-24PC Standard to Enhanced Image Upgrade License
DGS-3120-48TC-SE-LIC	DGS-3120-48TC Standard to Enhanced Image Upgrade License
DGS-3120-48TP-SE-LIC	DGS-3120-48TP Standard to Enhanced Image Upgrade License

Optional Redundant Power Supplies

DPS-200	60 W Redundant Power Supply for DGS-3120-24TC and DGS-3120-24SC
DPS-500	140 W Redundant Power Supply for DGS-3120-48TC
DPS-700	589 W Redundant Power Supply For DGS-3120-24PC and DGS-3120-48PC

Optional Management Software

DV-700	D-View 7 Network Management System
--------	------------------------------------

Optional 10Gbps Stacking and Interconnect Cables

DEM-CB50	50 cm Stacking Cable
DEM-CB100	100 cm Stacking Cable
DEM-CB300	300 cm Stacking Cable
DEM-CB50ICX	50 cm Interconnect Cable



MODEL	DGS-3120-24TC	DGS-3120-24PC	DGS-3120-24SC	DGS-3120-48TC	DGS-3120-48PC	
Interfaces	Fast Ethernet					
	Gigabit Ethernet	20	20		44	
	SFP Slots			16		44
	Combo Gigabit/SFP Slots	4	4	8	4	4
	10 Gigabit Slots					
General Features	Stackability	Virtual Stacking of up to 32 Units; Physical Stacking of up to 6 Units				
	Stacking Speed	Up to 20 Gbps (40 Gbps full duplex)				
	Switching Capacity	88 Gbps	88 Gbps	88 Gbps	136 Gbps	136 Gbps
	Forwarding Mode	Store-and-Forward				
	Packet Buffer Memory	2 MB				
	MAC Address Table	16,000				
	Flow Control	802.3x, HOL Blocking Prevention				
	MDI/MDIX	Configurable				
	Loop Protection	802.1Q, 802.1w, 802.1s, ERPS*				
	803.2ad Link Aggregation	32 Groups 8 Gb Ports per Group				
Layer 2 Features	Port Mirroring	One-to-One, Many-to-One, RX/TX/Both, RSPAN, Flow-Based				
	Loopback Detection	•				
	Cable Diagnostics	•				
Layer 3 Features	IP Interfaces	16*				
	Routing Protocols	Static*				
	Policy-Based Routing	•				
	Route Balancing	•				
	IPv6 Tunneling	•				
Virtual LAN (VLAN)	VLANs	4096 Static				
	GVRP	•				
	Protocol VLAN (802.1v)	•				
	Double VLAN (Q-in-Q)	•*				
Multicasting	Groups	1000				
	Protocols	IGMP v1 / v2 / v3, MLD v1, v2 Snooping				
Quality of Service (QoS)	Standard	802.1p, DSCP				
	Number of Queues	4				
	Mode	Strict / WRR				
	CoS Handling	Switch Port, VLAN ID, 802.1p, MAC, IP, IPv6, DSCP, Port, Protocol, Payload (User-Defined)				
	Bandwidth Control	Port-Based, Flow-Based				
Security	STP Security	BPDU Filtering, Root Restriction				
	Per-Port MAC Limitation	•				
	Static MAC	64				
	Storm Control	Broadcast / Multicast / Unicast				
	IP-MAC-Port Binding	510 Entries*				
	DHCP Spoofing Prevention	•*				
	ARP Spoofing Prevention	•				
	Traffic Segmentation	•				
	D-Link SafeGuard Engine	•				
	Authentication, Authorisation and Accounting (AAA)	802.1x Authentication	Port-Based, Host Based, Dynamic VLAN/ACL/QoS Assignment			
Web-Based Access Control (WAC)		Port-Based, Host Based, Dynamic VLAN/ACL/QoS Assignment				
MAC-Based Access Control (MAC)		Port-Based, Host Based, Dynamic VLAN/ACL/QoS Assignment				
Network Access Protection (NAP)		801.1X NAP, DHCP NAP				
Access Control Lists (ACL)	Guest VLAN	•				
	Switch Access	RADIUS / TACACS+, 4-Level User Account				
	Rules	1500				
Power over Ethernet	ACL Handling	Ether Type, VLAN ID, 802.1p, MAC, IP, IPv6, DSCP, Port, Protocol, Payload (User-Defined)				
	Time-Based ACL	•				
	Standard		802.3af (PoE), 802.3at (PoE+)		802.3af (PoE), 802.3at (PoE+)	
	PoE Ports		20		44	
	PoE Power Budget		370 W (760 W with DPS-700 RPS)		370 W (760 W with DPS-700 RPS)	
Management	Time-Based PoE		•		•	
	Switch Access	Web GUI, Telnet, Console				
	sFlow	•*				
	SNMP	v1 / v2c / v3				
	DHCP	Client, Relay				
	RMON	•				
	TFTP Client	• (IPv4, IPv6*)				
Physical and Environment	Syslog	•				
	Power Supply	Internal				
	Maximum Power Consumption	40.5 W	482.7 W	34.1 W	67.1 W	516.5 W
	Power-Saving Technology	Green Ethernet				
	Operating Temperature	0°C to 50°C				
	Operating Humidity	10% to 90% RH Non-Condensing				
Modules / Transceivers	Dimensions (W x D x H)	440 x 210 x 44 mm	440 x 310 x 44 mm	440 x 210 x 44 mm	440 x 310 x 44 mm	440 x 380 x 44 mm
	Mean Time Between Failures (MTBF)	561,830 Hours	282,541 Hours	516,317 Hours	292,201 Hours	223,006 Hours
	10 Gigabit Modules	DEM-431XT, DEM-431XT-DD, DEM-432XT, DEM-432XT-DD				
SFP Transceivers	DEM-210, DEM-211, DEM-310GT, DEM-311GT, DEM-312GT2, DEM-314GT					

Layer 2 Gigabit Managed Switch

DGS-3000 Series

The DGS-3000-10TC is a Layer 2 managed switch that provides wired Gigabit speed access – perfect for metro and campus networks – and since it's designed as a 1U rack-mount case and comes with IPv6 support, it's suitable for enterprise access or service provider telecom cabinets. The DGS-3000-10TC maximises network performance without compromising on reliability and security, and Green Technology decreases energy costs by reducing power consumption, again without compromising on performance.



Principle Product Features

DGS-3000-10TC

- 10/100/1000BASE-T ports x 8
- Combo 10/100/1000BASE-T/SFP ports x 2
- Desktop, or 1U rack-mountable
- Smart fan

Optional Accessories

Optional Management Software
DV-700 D-View 7 Network Management System

What does 1U Rack-Mountable mean?

Many D-Link switches and other supporting hardware such as RPSs (Redundant Power Supplies) are designed to fit in standard 19in-wide communications enclosure frames. 1U Rack-Mountable means this device is one standard unit high (which is 44mm) and that it can thus be mounted into a standard comms rack. Many of D-Link's switches that are narrower than 19in are supplied with brackets so they can still be rack-mounted if desired.

Key Series Features

- Virtual stacking; up to 32 units per virtual stack managed through a single IP address
- 16,000 MAC address tables
- IEEE 802.3x flow control, HOL blocking prevention flow control
- Jumbo frames up to 12 KB
- BPDU filtering
- Root restriction
- Loopback Detection (LBD)
- Link aggregation
- Port mirroring
- 8 queues per port
- DSCP
- 802.1p
- Bandwidth control
- Queue handling
- Time-based QoS



MODEL	DGS-3000-10TC	
Interfaces	Fast Ethernet	
	Gigabit Ethernet	8
	SFP Slots	
	Combo Gigabit/SFP Slots	2
	10 Gigabit Slots	
General Features	Stackability	Virtual Stacking of up to 32 Units
	Stacking Speed (per Port)	
	Switching Capacity	20 Gbps
	Forwarding Mode	Store-and-Forward
	Packet Buffer Memory	1.5 MB
	MAC Address Table	16,000
	Flow Control	IEEE 802.3x Flow Control, HOL Blocking Prevention
Layer 2 Features	MDI/MDIX	Configurable
	Loop Protection	802.1Q, 802.1w, 802.1s, ERPS
	803.2ad Link Aggregation	802.3ad 802.1AX
	Port Mirroring	One-to-One, Many-to-One, Flow-based (ACL) Mirroring
	Loopback Detection	•
Virtual LAN (VLAN)	Cable Diagnostics	•
	VLANs	4096 Static
	GVRP	•
	Protocol VLAN (802.1v)	•
Multicasting	Double VLAN (Q-in-Q)	•
	Groups	1000
	Protocols	IGMP v1/v2 snooping, v3 awareness, MLD v1, v2 awareness
Quality of Service (QoS)	Standard	DSCP, 802.1p
	No. of Queues	8
	Mode	Strict Priority Queue (SPQ), Weighted Round Robin (WRR), Deficit Round Robin (DRR), SPQ + WRR
	CoS Handling	802.1p Priority Queues, VLAN ID, MAC Address, Ether Type, IPv4/v6 Address, IPv6 Traffic Class, IPv6 Flow Label, DSCP, Protocol Type, TCP/UDP Port, User-Defined Packet Content
	Bandwidth Control	Port-Based, Host-Based
Security	STP Security	BPDU Filtering, Root Restriction
	Per-Port MAC Limitation	
	Static MAC	
	Storm Control	•
	IP-MAC-Port Binding	•
	DHCP Server Screening	•
	ARP Spoofing Prevention	•
	Traffic Segmentation	•
D-Link SafeGuard Engine	•	
Management	Switch Access	•
	sFlow	Web GUI, Telnet, Console
	SNMP	•
	DHCP	•
	RMON	•
	TFTP Client	•
Physical and Environment	Syslog	•
	Power Supply	230V AC internal with 12V DC RPS option
	Maximum Power Consumption	16.5 W
	Power-Saving Technology	•
	No of Fans	1
	Operating Temperature	0°C to 50°C
Modules/Transceivers	Operating Humidity	10% to 90% RH Non-Condensing
	Dimensions (W x D x H)	228.5 x 195 x 44 mm
	Mean Time Between Failures (MTBF)	711,565 Hours
	SFP Transceivers	DEM-310GT, DEM-311GT, DEM-312GT, DEM-314GT, DEM-210, DEM-211

xStack Layer 2 Fast Ethernet Managed Switches

DES-3200 Series

A member of D-Link's Layer 2 managed switch family, the DES-3200 Series is designed for the ETTX, FTTX and enterprise markets. These switches provide 8, 16, 24 or 48 10/100 Mbps Fast Ethernet connections and various SFP or combo Gigabit/SFP port uplink options. The compact DES-3200-10 and DES-3200-18 incorporate a fanless design so are suitable for desktop, telecom cabinet or distribution box deployment, while the DES-3200-28 and DES-3200-52 models (and their PoE counterparts) are standard 1U rack-mount size and provide 24 or 48 copper connections on Fast Ethernet; beneficially, their design also includes 2 or 4 Gigabit/SFP Combo ports which provide up to 4 Gbps uplink bandwidth or dual Ethernet ring topology support. The DES-3200-28P/52P are Power over Ethernet (PoE) compliant and provide 15.4 W per port and up to 30 W in the first four or eight ports (according to model), so are perfect for powering and networking devices such as video IP phones, wireless access points and IP cameras.



Principle Product Features

DES-3200-10

- 10/100BASE-TX ports x 8
- Combo 1000BASE-T/SFP port x 1
- SFP port x 1
- Fanless
- 9in, 1U desktop

DES-3200-18

- 10/100BASE-TX ports x 24
- Combo 1000BASE-T/SFP ports x 2
- 10/100/1000 BASE-T ports x2
- Fanless
- 19in, 1U rack-mountable

DES-3200-28

- 10/100BASE-TX ports x 48
- Combo 1000BASE-T/SFP ports x 2
- 10/100/1000BASE-T ports x 2
- Smart fan
- 19in, 1U rack-mountable

DES-3200-18

- 10/100BASE-TX ports x 16
- Combo 1000BASE-T/SFP port x 1
- SFP port x 1
- Fanless
- 11in, 1U desktop

DES-3200-28P

- 10/100BASE-TX PoE ports x 24
- Combo 1000BASE-T/SFP ports x 2
- 10/100/1000 BASE-T ports x 2
- 802.3af (PoE) and 802.3at (PoE+) support
- 188 W PoE power budget
- Smart fan
- 19in, 1U rack-mountable

DES-3200-52P

- 10/100BASE-TX PoE ports x 48
- Combo 1000BASE-T/SFP ports x 2
- SFP ports x 2
- 802.3af (PoE) and 802.3at (PoE+) support
- 370 W PoE power budget
- Smart fan
- 19in, 1U rack-mountable

Key Series Features

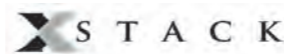
- D-Link single IP management (virtual stacking)
- Internet Group Management Protocol (IGMP) snooping
- Multicast Listener Discovery (MLD) snooping
- Ethernet Ring Protection Switching (ERPS)
- Gratuitous Address Resolution Protocol (ARP)
- 802.3ah Ethernet link OAM
- 802.1v protocol VLAN
- VLAN trunking
- Asymmetric VLAN
- Double VLAN (Q-in-Q)
- Selective Q-in-Q
- IGMP snooping multicast (ISM) VLAN
- Quality of Service (QoS)
- Access Control List (ACL)
- CPU interface filtering
- 802.1ag Connectivity Fault Management (CFM)
- Broadcast/multicast/unicast storm control
- Traffic segmentation
- D-Link SafeGuard Engine
- IP-MAC-Port Binding (IMPB)
- ARP spoofing prevention
- BPDU attack protection
- DHCP server screening
- 802.1X port-based access control
- 802.1X host-based access control
- Per-queue bandwidth control



MODEL		DES-3200-10	DES-3200-18	DES-3200-28	DES-3200-28P	DES-3200-52	DES-3200-52P
Interfaces	Fast Ethernet	8	16	24		48	
	Gigabit Ethernet						
	SFP Slots	1	1	2	2	2	2
	Combo Gigabit/SFP Slots	1	1	2	2	2	2
	10 Gigabit Slots						
General Features	Stackability	Virtual stacking of up to 32 units					
	Stacking Speed (per Port)						
	Switching Capacity	5.6 Gbps	7.2 Gbps	12.8 Gbps		17.6 Gbps	
	Forwarding Mode	Store-and-Forward					
	Packet Buffer Memory	1.5 MB					
	MAC Address Table	16,000					
	Flow Control	802.3x, HOL Blocking Prevention					
	MDI/MDIX	Configurable					
	Loop Protection	802.1Q, 802.1w, 802.1s, ERPS					
	803.2ad Link Aggregation	5 Groups 8 Ports per Group	9 Groups 8 Ports per Group	14 Groups 8 Ports per Group		26 Groups 8 Ports per Group	
Layer 2 Features	Port Mirroring	One-to-One, Many-to-One, RX/TX/Both, Flow-Based					
	Loopback Detection	•					
	Cable Diagnostics	•					
Virtual LAN (VLAN)	VLANs	4096 Static; 256 Dynamic					
	GVRP	•					
	Protocol VLAN (802.1v)	•					
Multicasting	Double VLAN (Q-in-Q)	•					
	Groups	1000					
Quality of Service (QoS)	Protocols	IGMP v1 / v2 / v3, MLD v1, v2 Snooping					
	Standard	802.1p, DSCP					
	Number of Queues	8					
Security	Mode	Strict / WRR					
	CoS Handling	Switch Port, VLAN ID, 802.1p, MAC, IP, IPv6, DSCP, Port, Protocol, Payload (User-Defined)					
	Bandwidth Control	Port-Based, Flow-Based					
	STP Security	BPDU Filtering, Root Restriction, UDLD					
	Per-Port MAC Limitation	•					
Authentication, Authorisation and Accounting (AAA)	Static MAC	64					
	Storm Control	Broadcast / Multicast / Unicast					
	IP-MAC-Port Binding	500 Entries					
	DHCP Spoofing Prevention	•					
	ARP Spoofing Prevention	•					
	Traffic Segmentation	•					
	D-Link SafeGuard Engine	•					
	802.1x Authentication	Port-Based, Host-Based, Dynamic VLAN Assignment					
	Web-Based Access Control (WAC)	Port-Based, Host-Based					
	MAC-Based Access Control (MAC)	Port-Based, Host-Based, Dynamic VLAN Assignment					
Access Control Lists (ACL)	Network Access Protection (NAP)	802.1x NAP, DHCP NAP					
	Guest VLAN	•					
	Switch Access	RADIUS / TACACS+, 3-Level User Account					
Management	Rules	512					
	ACL Handling	Ether Type, VLAN ID, 802.1p, MAC, IP, IPv6, DSCP, Port, Protocol, Payload (User-Defined)					
	Time-Based ACL	•					
	Switch Access	Web GUI, Telnet, Console					
	sFlow	•					
Physical and Environment	SNMP	v1 / v2c / v3					
	DHCP	Client, Relay (IPv4, IPv6)					
	RMON	•					
	TFTP Client	•					
	Syslog	•					
Modules/ Transceivers	Power Supply	Internal					
	Maximum Power Consumption	13.54 W	15.44 W	20.83 W	250.78 W	33.38 W	417.6 W
	Power-Saving Technology						
	Operating Temperature	-5°C to 50°C					
	Operating Humidity	10%-90% RH Non-Condensing					
Modules/ Transceivers	Dimensions (W x D x H)	228.5 x 195 x 44 mm	280.5 x 180 x 44 mm	441 x 210 x 44 mm	441 x 308 x 44 mm		
	Mean Time Between Failures (MTBF)	873,750 Hours	743,115 Hours	668,867 Hours	216,780 Hours	440,704 Hours	189,396 Hours
	SFP Transceivers	DEM-210, DEM-211, DEM-310GT, DEM-311GT, DEM-312GT2, DEM-314GT					

Optional Accessories

Optional Management Software
DV-700 D-View 7 Network Management System



10 Gigabit Ethernet Smart Managed Switch

DXS-1210 Series

D-Link's DXS-1210 Series 10 Gigabit Ethernet Smart Managed Switches are a cost effective 10 GbE switch series capable of servicing a range of network needs in any business. Supporting 10GBASE-T/SFP+ combo ports, they provide connection flexibility across a network allowing easier network integration. With high performance and low latency the DXS-1210-10TS/12TC can fulfil the needs for virtualisation, cloud services and server-to-server applications making it perfect for SMB customers. The DXS-1210-10TS has 8 10GBASE-T ports and 2 SFP+ ports while the DXS-1210-12TC has an additional 2 10GBASE-T/SFP+ combo port design. This means they provide a more flexible solution for upstream or downstream server connections, making network administration easy. Equipped with a complete line-up of L2 features, the DXS-1210-10TS/12TC includes port mirroring, Spanning Tree Protocol and Link Aggregation Control Protocol (LACP). Wired speed inter-VLAN routing helps by reducing the pressure of routers and backbone networks, improving the overall network efficiency



Principle Product Features

DXS-1210-10TS

- 10GBASE-T ports x 8
- 10 Gigabit SFP+ ports x 2
- Switching capacity of up to 200 Gbps

DXS-1210-12TC

- 10GBASE-T ports x 8
- 10 Gigabit SFP+ ports x 2
- 10GBASE-T/SFP+ combo ports x 2
- Switching capacity of up to 240 Gbps

Optional Products

Optional 10 Gbps SFP+ Direct Attach Stacking Cables
 DEM-CB1005 10 Gigabit SFP+ 1 m Direct Attach Stacking Cable
 DEM-CB3005 10 Gigabit SFP+ 3 m Direct Attach Stacking Cable

Optional Management Software
 DV-700 D-View 7 Network Management System

Key Series Features

- 10 Gigabit Ethernet over standard CAT6 twisted-pair cables
- Layer 3 lite functions
- D-Link Green technology conserves energy by
 - powering down unused ports, saving you money
 - while reducing your carbon footprint
- Access Control List
- IP-MAC-Port Binding
- Clientless MAC/Web access control
- D-Link Safeguard Engine
- Port Security
- ARP Spoofing Prevention
- D-Link Network Assistant Utility or Web-based GUI
- CLI through Telnet
- Auto Surveillance VLAN¹
- Loopback Detection
- Cable Diagnostics
- Static Route
- LLDP/LLDP-MED
- Auto Voice VLAN¹

What is 10GBASE-T?

10GBASE-T is a IEEE standard that allows 10 Gigabit connectivity using standard CAT6 (or above) network cables. It allows you to create a 10 Gigabit network without the cost of adding expensive fibre transceivers and cables, using existing cabling structure. It gives businesses a simple and easy migration to 10 Gigabit Ethernet.

MODEL		DXS-1210-10TS	DXS-1210-12TC
Interfaces	10GBASE-T	8	8
	10 Gigabit Ethernet SFP+	2	2
	10GBASE-T/SFP+ Combo		2
General Features	Stackability		
	Stacking Speed (per Port)		
	Switching Capacity	200 Gbps	240 Gbps
	Forwarding Mode	148.8 Mpps	178.56 Mpps
	Packet Buffer Memory	2 MB	
	MAC Address Table	16,000	
	Flow Control	802.3x, HOL Blocking Prevention	
Layer 2 Features	803.2ad Link Aggregation	Max 8 Groups per Device, 8 Ports per Group	
	Port Mirroring	One-to-One, Many-to-One, Mirroring for Tx/Rx/Both	
	Jumbo Frame	Up to 9,000 Bytes	
Layer 3 Features	ARP	768 Static ARP	
	IP Interface	Supports 16 interfaces	
	Default Routing	•	
Virtual LAN (VLAN)	Static Routing	Max. 32 IPv4 entries, 32 IPv6 entries	
	VLANs	Up to 4096 Static	
	GVRP ¹	Up to 4096 Dynamic	
	Subnet-based VLAN		
	Double VLAN (Q-in-Q)		
	Port-based VLAN	•	
	MAC-based VLAN		
VLAN Group	Max 4K Static VLAN Groups, Max 4094 VIDs		
Multicasting	Groups	384	
	Protocols	IGMP v1 / v2 / v3 snooping, MLD v1 / v2 snooping	
Quality of Service (QoS)	Standard	802.1p	
	No. of Queues	8 per port	
	Mode	Strict, WRR, DRR, WDRR	
	CoS Handling	802.1p Priority Queues, DSCP, ToS, IPv6 Traffic Class, TCP/UDP port, VLAN ID, MAC Address, Ether Type, IP Address, Protocol Type, IPv6 Flow Label	
	Bandwidth Control	Port-based (Ingress/Egress, min. granularity 64 Kbps) iSCSI Awareness ¹	
Security	STP Security		
	Per-Port MAC Limitation	Up to 6656 Addresses per Port/System	
	Static MAC		
	Storm Control	Broadcast / Multicast / Unicast	
	IP-MAC-Port Binding	DHCP Snooping ¹ , IP Source Guard ¹ , Dynamic ARP Inspection ¹ , IPv6 Snooping ¹ , IPv6 Source Guard ¹ , DHCPv6 Guard ¹ , IPv6 ND Inspection ¹ , IPv6 Route Advertisement (RA) Guard ¹	
	DHCP Server Screening	•	
	ARP Spoofing Prevention	Max 127 Entries	
	Traffic Segmentation	•	
	D-Link SafeGuard Engine	•	
	Authentication, Authorisation and Accounting (AAA)	802.1x Authentication ¹	Support Dynamic VLAN Assignment, Identity-driven Policy (VLAN/ACL/QoS) Assignment, supports local/RADIUS database, supports Port-based access control, supports Host-based access control, supports EAP, OTP, TLS, TTLS, PEAP
	Access Control	Web-based Access Control (WAC) ¹ , MAC-based Access Control (MAC) ¹	
	Guest VLAN ¹	•	
Access Control Lists (ACL)	Rules	Max 50 access list, 256 rules	
	ACL Handling	802.1p priority, VLAN ¹ , MAC address, Ether type, IP address, DSCP, Protocol type, TCP/UDP port number, IPv6 Traffic Class, IPv6 flow label	
Management	Web-based GUI	•	
	Command Line Interface (CLI)	•	
	Telnet, TFTP Client	•	
	SNMP	•	
	SSH	•	
	RMON	•	
	RADIUS/TACACS+	•	
Physical and Environment	LLDP/LLDP-MED	•	
	Power Supply	Internal	
	Maximum Power Consumption	68.67 W	90.81 W
	Number of Fans	2	
	Operating Temperature	-5°C to 50°C	
	Operating Humidity	0% to 95% RH Non-Condensing	
Modules / Transceivers	Dimensions (W x D x H)	440 x 210 x 44 mm	
	Mean Time Between Failures (MTBF)	284,314 Hours	217,863 Hours
	10 Gigabit SFP+ Modules	DEM-431XT, DEM-431XT-DD, DEM-432XT, DEM-432XT-DD	
	SFP Transceivers	DEM-310GT, DEM-311GT, DEM-312GT2, DEM-314GT	

¹ Feature available in future firmware upgrade

Gigabit Stackable Smart Managed Switches

DGS-1510 Series

With up to 48 1000BASE-T ports, two Gigabit SFP ports and two 10 Gigabit SFP+ ports, along with PoE support, the DGS-1510 Series is ideal for deployment in an SME/SMB core. Add to that the 10 Gigabit uplinks to connect with servers equipped with 10G port connectivity, and the DGS-1510 serves as a good interconnection between the core switch and edge switch for medium- to large-scale enterprise deployment.

If you're looking for PoE capability, the DGS-1510-28P is your perfect partner for powering VoIP phones, wireless access points or network cameras, thanks to 24 Power over Ethernet-enabled ports that can support up to 193 W of power output following the enhanced IEEE 802.3at PoE+ standard. This switch therefore offers the ideal balance between flexibility in power allocation for a variety of powered devices and affordable installation costs.



Principle Product Features

DGS-1510-20

- 10/100/1000BASE-T ports x 16
- SFP ports x 2
- 10 Gigabit SFP+ ports x 2
- Smart fan

DGS-1510-28

- 10/100/1000BASE-T ports x 24
- SFP ports x 2
- 10 Gigabit SFP+ ports x 2
- SFP ports x 4
- Smart fans

DGS-1510-28P

- 10/100/1000BASE-T PoE ports x 24
- SFP ports x 2
- 10 Gigabit SFP+ ports x 2
- 802.3af (PoE) and 802.3at (PoE+) support
- 193 W PoE power budget
- Smart fans

DGS-1510-28X

- 10/100/1000BASE-T PoE ports x 24
- 10 Gigabit SFP+ ports x 4
- Smart fan

DGS-1510-52

- 10/100/1000BASE-T ports x 48
- SFP ports x 2
- 10 Gigabit SFP+ ports x 2
- Smart fans
-

DGS-1510-52X

- 10/100/1000BASE-T ports x 48
- 10 Gigabit SFP+ ports x 4
- Smart fans

Optional Accessories

Optional 10 Gbps SFP+ Direct Attach Stacking Cables

- DEM-CB1005 10 Gigabit SFP+ 1 m Direct Attach Stacking Cable
- DEM-CB3005 10 Gigabit SFP+ 3 m Direct Attach Stacking Cable

Optional Management Software

- DV-700 D-View 7 Network Management System

Key Series Features

- 10 Gigabit connectivity
- Physical stacking via two 10 Gigabit ports, with stacking for up to six devices
- Single IP management (virtual stacking of up to 32 units)
- Static routing
- IPv6 management support
- Auto surveillance VLAN
- Auto voice VLAN
- Loopback Detection (LBD)
- Configurable MDI/MDIX
- LLDP/LLDP-MED
- Access Control List (ACL)
- D-Link SafeGuard Engine
- Port security
- ARP spoofing prevention
- IP-MAC-port binding
- DoS attack prevention
- D-Link Network Assistant Utility or multi-language web-based GUI
- Built-in SNMP MIB for remote NMS (D-View 7)
- Full CLI via console port
- IPv4/IPv6 stack
- Dual image
- IEEE 802.3az Energy Efficient Ethernet
- D-Link Green™ 3.0 power-saving features



MODEL	DGS-1510-20	DGS-1510-28	DGS-1510-28P	DGS-1510-28X	DGS-1510-52	DGS-1510-52X	
Interfaces	Fast Ethernet						
	Gigabit Ethernet	16	24	24	24	48	
	SFP Slots	2	2	2		2	
	Combo Gigabit/SFP Slots						
	10 Gigabit SFP+ Slots	2	2	2	4	2	4
General Features	Stackability	Virtual Stacking of up to 32 units; Physical Stacking of up to 6 units					
	Stacking Speed (per Port)	20 Gbps (Full Duplex)					
	Switching Capacity	76 Gbps	92 Gbps	92 Gbps	128 Gbps	140 Gbps	176 Gbps
	Forwarding Mode	Store-and-Forward					
	Packet Buffer Memory	1.5 MB					
	MAC Address Table	16,000					
	Flow Control	802.3x, HOL Blocking Prevention					
	MDI/MDIX	Configurable					
	Layer 2 Features	Loop Protection	802.1D, 802.1w, 802.1s				
		803.2ad Link Aggregation	32 Groups, 8 Ports per Group				
Port Mirroring		One-to-One, Many-to-One, RX/TX/Both					
Loopback Detection		•					
Cable Diagnostics		•					
Layer 3 Features	IP Interfaces	8					
	Routing Protocols	Static					
	Policy-Based Routing						
	Route Balancing						
	IPv6 Tunneling						
Virtual LAN (VLAN)	VRRP						
	VLANs	4096 Static					
	GVRP	•					
	Protocol VLAN (802.1v)						
	Double VLAN (Q-in-Q)						
Multicasting	Groups	512					
	Protocols	IGMP v1/v2					
Quality of Service (QoS)	Standard	802.1p, DSCP					
	Number of Queues	4					
	Mode	Strict Priority Queue (SPQ), Weighted Round Robin (WRR), Deficit Round Robin (DRR)					
	CoS Handling	802.1p, DSCP					
	Bandwidth Control	Port-Based					
Security	STP Security						
	Per-Port MAC Limitation	•					
	Static MAC	128					
	Storm Control	Broadcast / Multicast / Unicast					
	IP-MAC-Port Binding	512 Entries					
	DHCP Spoofing Prevention	•					
	ARP Spoofing Prevention	•					
	Traffic Segmentation	•					
	D-Link SafeGuard Engine	•					
	Authentication, Authorisation and Accounting (AAA)	802.1x Authentication	Port-Based				
Web-Based Access Control (WAC)							
MAC-Based Access Control (MAC)							
Network Access Protection (NAP)							
Guest VLAN							
Access Control Lists (ACL)	Switch Access	User Account					
	Rules	768					
	ACL Handling	MAC, IP, 802.1p, DSCP/IPv6 Address					
Power over Ethernet	Standard			802.3af (PoE), 802.3at (PoE+)			
	PoE Ports			24			
	PoE Power Budget			193 W			
	Time-Based PoE			•			
	Management	Switch Access	Web GUI, Telnet, Console				
sFlow							
SNMP		v1 / v2c / v3					
DHCP							
RMON		•					
TFTP Client		•					
Physical and Environment	Syslog						
	Power Supply	Internal					
	Maximum Power Consumption	20.3 W	24 W	238.7 W (PoE on) 29 W (PoE off)	22.3 W	38.4 W	44.2 W
	Power-Saving Technology	IEEE 802.3az EEE, Green Ethernet					
	Operating Temperature	-5°C to 50°C					
	Operating Humidity	0% to 95% RH Non-Condensing					
	Dimensions (W x D x H)	280 x 180 x 44 mm	440 x 210 x 44 mm	440 x 250 x 44 mm	440 x 210 x 44 mm	440 x 210 x 44 mm	440 x 250 x 44 mm
Modules/ Transceivers	10 Gigabit SFP+ Transceivers	DEM-431XT, DEM-431XT-DD, DEM-432XT, DEM-432XT-DD					
	SFP Transceivers	DEM-310GT, DEM-311GT, DEM-312GT2, DEM-314GT					

Gigabit Smart+ Switches with Fibre Uplinks

DGS-1210 Series

The DGS-1210 Smart+ Switches are the latest generation to feature D-Link's Green 3.0 Technology, which offers a high level of energy saving and efficiency as they also comply with the IEEE 802.3az Energy Efficient Ethernet standard. By offering multiple management options, the Smart+ Switches allow quick deployment, infrastructure expansion and seamless function upgrades, and with full support for IPv6 management and configurations, this latest range will ensure your network remains protected after the upgrade from IPv4 to IPv6. Built for small- and medium-sized businesses, the DGS-1210 Series Gigabit Smart+ Switches provide functionality, security, and manageability for a fraction of the standard cost of ownership.

Three switches in the DGS-1210 range offer high-power-budget PoE for businesses looking to power VoIP phones, wireless access points or network cameras. The 8-port DGS-1210-10P offers up to 30 W on any of its eight ports, whereas the Smart PoE+ DGS-1210-28P and DGS-1210-52P provide 24 or 48 PoE-enabled ports, a power budget of 193 W, and four or eight ports supporting up to 30 W each at the PoE+ standard. The design allows plenty of flexibility in power allocation for a variety of powered devices but still offers affordable installation costs.



Key Series Features

- Internet Group Management Protocol (IGMP) snooping
- Loopback Detection (LBD)
- Cable diagnostics
- 802.1Q Virtual LAN (VLAN)
- Management VLAN
- Asymmetric VLAN
- Auto Voice VLAN
- Quality of Service (QoS)
- Access Control List (ACL)
- 802.1X Access Control
- Port security
- Broadcast/multicast/unicast storm control
- D-Link Safeguard Engine
- DHCP server screening
- ARP spoofing prevention
- Web-based GUI
- Simple Network Management Protocol (SNMP)



Principle Product Features

DGS-1210-10

- 10/100/1000BASE-T ports x 8
- SFP ports x 2
- Fanless
- 11in, 1U desktop

DGS-1210-20

- 10/100/1000BASE-T ports x 24
- SFP ports x 4
- Fanless
- 11in, 1U rack-mountable

DGS-1210-28P

- 10/100/1000BASE-T PoE ports x 24
- SFP ports x 4
- 802.3af (PoE) and 802.3at (PoE+) support
- 185 W PoE power budget
- Smart fans
- 19in, 1U rack-mountable

DGS-1210-52P

- 10/100/1000BASE-T PoE ports x 24
- 10/100/1000BASE-T ports x 24
- SFP ports x 4
- 802.3af (PoE) and 802.3at (PoE+) support
- 193 W PoE power budget
- Smart fans
- 19in, 1U rack-mountable

DGS-1210-10P

- 10/100/1000BASE-T PoE ports x 8
- Combo 10/100/1000BASE-T/SFP ports x 2
- 802.3af (PoE) and 802.3at (PoE+) support
- 78 W PoE power budget
- Fanless
- 11in, 1U Desktop

DGS-1210-28

- 10/100/1000BASE-T ports x 24
- SFP ports x 4
- Fanless
- 19in, 1U rack-mountable

DGS-1210-52

- 10/100/1000BASE-T ports x 48
- SFP ports x 4
- Smart fans
- 19in, 1U rack-mountable

DGS-1210-52MP

- 10/100/1000BASE-T PoE ports x 48
- SFP ports x 4
- 802.3af (PoE) and 802.3at (PoE+) support
- 370 W PoE power budget
- Smart fans
- 19in, 1U rack-mountable

Optional Accessories

Optional Management Software
DV-700 D-View 7 Network Management System

MODEL	DGS-1210-10	DGS-1210-10P	DGS-1210-20	DGS-1210-28	DGS-1210-28P	DGS-1210-52	DGS-1210-52P	DGS-1210-52MP	
Interfaces	Fast Ethernet								
	Gigabit Ethernet	8	8	16	24	24	48	48	
	Combo Gigabit/SFP Slots		2						
General Features	SFP Slots	2		4	4	4	4	4	
	Stackability								
	Stacking Speed (per Port)								
	Switching Capacity	20 Gbps	20 Gbps	40 Gbps	56 Gbps	56 Gbps	104 Gbps	104 Gbps	
	Forwarding Mode	Store-and-Forward							
	Packet Buffer Memory	1 MB per Device			1.5 MB per Device		3 MB per Device		
	MAC Address Table	16,000							
	Flow Control	802.3x, HOL Blocking Prevention							
	MDI/MDIX	Configurable							
	Layer 2 Features	Loop Protection	802.1Q, 802.1w						
803.2ad Link Aggregation		Max. 5 Groups 8 Ports per Group		Max. 10 Groups per Device/ 8 Ports per Group		Max. 14 Groups per Device/ 8 Ports per Group		Max. 26 Groups per Device/ 8 Ports per Group	
Port Mirroring		One-to-One, Many-to-One, RX/TX/Both							
Loopback Detection		•							
Virtual LAN (VLAN)	Cable Diagnostics	•							
	VLANs	4096 Static							
	GVRP								
	Protocol VLAN (802.1v)								
	Double VLAN (Q-in-Q)								
Multicasting	Auto Voice VLAN	•							
	Auto Surveillance VLAN	•							
	Groups	256							
Quality of Service (QoS)	Protocols	IGMP v1, v2							
	Standard	802.1p, DSCP							
	Number of Queues	4							
	Mode	Strict / WRR							
Security	CoS Handling	802.1p, DSCP							
	Bandwidth Control	Port-Based							
	STP Security								
	Per-Port MAC Limitation	•							
Authentication, Authorisation and Accounting (AAA)	Static MAC	64							
	Storm Control	Broadcast / Multicast / Unicast							
	IP-MAC-Port Binding								
	DHCP Server Screening	•							
	ARP Spoofing Prevention	•							
	Traffic Segmentation	•							
	D-Link SafeGuard Engine	•							
	802.1x Authentication	Port-Based							
Access Control Lists (ACL)	Web-Based Access Control (WAC)								
	MAC-Based Access Control (MAC)								
	Network Access Protection (NAP)								
Power over Ethernet	Guest VLAN								
	Switch Access								
	Rules	768							
	Mac-Based ACL	VLAN ID, 802.1p, MAC, IP, DSCP, Port							
	Time-Based ACL								
Management	Standard		802.3af (PoE)			802.3af (PoE)	802.3af (PoE)	802.3af (PoE)	
	PoE Ports		802.3at (PoE+)			802.3at (PoE+)	802.3at (PoE+)	802.3at (PoE+)	
	PoE Power Budget		8			24	24	48	
	Time-Based PoE		78 W			193 W	193 W	370 W	
			•			•	•	•	
Physical and Environment	Switch Access	Web GUI, Telnet							
	sFlow								
	SNMP	v1 / v2c / v3							
	DHCP	Client							
	RMON								
	TFTP Client	•							
	Syslog	•							
Modules/Transceivers	Power Supply	Internal							
	Maximum Power Consumption	13.59 W	103.4 W (PoE on) 17.9 W (PoE off)	16.09 W	22.45 W	251.3 W (PoE on) 26.3 W (PoE off)	38.27 W	270.2 W (PoE on) 46.5 W (PoE off)	483.1 W (PoE on) 48.9 W (PoE off)
	Power-Saving Technology	Link Status, Cable Length Detection, LED or Port Shutoff, Port Standby Mod, System Hibernation Mod							
	Number of Fans	0	0	0	0	3	2	3	3
	Operating Temperature	0°C to 40°C							
Operating Humidity	0% to 95% RH Non-Condensing								
Dimensions (W x D x H)	280.5 x 180 x 44 mm	330 x 180 x 44 mm	440 x 140 x 44 mm	440 x 140 x 44 mm	440 x 210 x 44 mm	440 x 210 x 44 mm	440 x 430 x 44 mm	440 x 430 x 44 mm	
SFP Transceivers	DEM-310GT, DEM-311GT, DEM-312GT2, DEM-314GT								

Gigabit Smart Switches with Fibre Uplinks

DGS-1210 Series

The DGS-1210 Series complies with the IEEE 802.3az Energy Efficient Ethernet standard, so offers a high level of energy saving and efficiency. Support for IPv6 management and configurations also ensures your network remains protected after the upgrade from IPv4 to IPv6. By providing good functionality, security, and manageability for a fraction of the standard cost of ownership, and offering multiple management options, these smart switches allow quick deployment, infrastructure expansion and seamless function upgrades so are perfect for small- and medium-sized businesses.

The DGS-1210 Series includes a range of cost-effective switches, two of which are PoE-enabled for businesses looking to power VoIP phones, wireless access points or network cameras, but with a slightly lower overall power budget than the DGS-1210 Smart+ range on the previous page. The DGS-1210-08P is an 8-port Smart PoE Switch that provides eight PoE-enabled ports supplying power of up to 15.4 W each, whereas the DGS-1210-24P has 24 ports, of which 12 are enabled with PoE+ support, delivering up to 30 W of power in keeping with the IEEE 802.3at standard.



Principle Product Features

DGS-1210-08P

- 10/100/1000BASE-T PoE ports x 8
- 802.3af PoE support
- 45 W PoE power budget
- Fanless
- 11in, 1U desktop

DGS-1210-16

- 10/100/1000BASE-T ports x 16
- SFP ports x 4
- Fanless
- 11in, 1U desktop

DGS-1210-24

- 10/100/1000BASE-T ports x 24
- SFP ports x 4
- Fanless
- 19in, 1U rack-mountable

DGS-1210-24P

- 10/100/1000BASE-T PoE ports x 12
- 10/100/1000BASE-T ports x 12
- SFP ports x 4
- 802.3af (PoE) and 802.3at (PoE+) support
- 85 W PoE power budget
- 19in, 1U rack-mountable

DGS-1210-48

- 10/100/1000BASE-T ports x 44
- Combo 10/100/1000BASE-T/SFP ports x 4
- 19in, 1U rack-mountable

Key Series Features

- Internet Group Management Protocol (IGMP) Snooping
- Loopback Detection (LBD)
- Cable diagnostics
- 802.1Q Virtual LAN (VLAN)
- Management VLAN
- Asymmetric VLAN
- Auto Voice VLAN
- Quality of Service (QoS)
- Access Control List (ACL)
- 802.1X Access Control
- Port security
- Broadcast/multicast/unicast storm control
- D-Link SafeGuard Engine
- DHCP server screening
- ARP spoofing prevention
- Web-based GUI
- Simple Network Management Protocol (SNMP)



MODEL	DGS-1210-08P	DGS-1210-16	DGS-1210-24	DGS-1210-24P	DGS-1210-48	
Interfaces	Fast Ethernet					
	Gigabit Ethernet	8	16	24	24	44
	Combo Gigabit/SFP Slots					4
	SFP Slots	2	4	4	4	
General Features	Stackability					
	Stacking Speed (per Port)					
	Switching Capacity	20 Gbps	40 Gbps	56 Gbps	56 Gbps	96 Gbps
	Forwarding Mode	Store-and-Forward				
	Packet Buffer Memory	6 MB per Device				
	MAC Address Table	16,000				
	Flow Control	802.3x, HOL Blocking Prevention				
Layer 2 Features	MDI/MDIX	Configurable				
	Loop Protection	802.1Q, 802.1w				
	803.2ad Link Aggregation	8 Groups; 8 Ports per Group				
	Port Mirroring	One-to-One, Many-to-One, RX/TX/Both, Flow-Based				
Virtual LAN (VLAN)	Loopback Detection	•				
	Cable Diagnostics	•				
	VLANs	256 Static				
	GVRP					
	Protocol VLAN (802.1v)					
	Double VLAN (Q-in-Q)					
	Auto Voice VLAN	•				
Auto Surveillance VLAN	•					
Multicasting	Groups	256				
	Protocols	IGMP v1, v2				
Quality of Service (QoS)	Standard	802.1p, DSCP				
	Number of Queues	8	4	4	8	4
	Mode	Strict / WRR				
	CoS Handling	802.1p, DSCP				
Security	Bandwidth Control	Port-Based	•	•	Port-Based	•
	STP Security					
	Per-Port MAC Limitation	•				
	Static MAC	64				
	Storm Control	Broadcast / Multicast / Unicast				
	IP-MAC-Port Binding	•				
	DHCP Server Screening	•				
ARP Spoofing Prevention	•					
Traffic Segmentation	•					
D-Link SafeGuard Engine	•					
Authentication, Authorisation and Accounting (AAA)	802.1x Authentication	Port-Based				
	Web-Based Access Control (WAC)					
	MAC-Based Access Control (MAC)					
	Network Access Protection (NAP)					
Access Control Lists (ACL)	Guest VLAN					
	Switch Access					
	Rules	200				
Power over Ethernet	Mac-Based ACL	VLAN ID, 802.1p, MAC, IP, DSCP, Port				
	Time-Based ACL					
	Standard	802.3af (PoE)			802.3af (PoE), 802.3at (PoE+)	
	PoE Ports	8			12	
Management	PoE Power Budget	45 W			85 W	
	Time-Based PoE	•				
	Switch Access	Web GUI, Telnet				
Physical and Environment	sFlow					
	SNMP	v1 / v2c / v3				
	DHCP	Client				
	RMON					
	TFTP Client	•				
	Syslog	•				
	Power Supply	Internal				
Modules/Transceivers	Maximum Power Consumption	60 W (PoE on) 5.6 W (PoE off)	17.4 W	24.1 W	120 W (PoE on) 9.7 W (PoE off)	59.1 W
	Power-Saving Technology	Link Status, Cable Length Detection, LED or Port Shutoff, Port Standby mod, System Hibernation mod				
	Number of Fans	0	0	0	2	2
	Operating Temperature	0°C to 50°C	0°C to 40°C	0°C to 40°C	0°C to 50°C	0°C to 40°C
	Operating Humidity	10% to 95% RH Non-Condensing				
	Dimensions (W x D x H)	280 x 180 x 44 mm	440 x 210 x 44 mm	440 x 210 x 44 mm	441 x 209.9 x 44 mm	440 x 250 x 44 mm
Mean Time Between Failures (MTBF)	348,795 Hours	799,491 Hours	410,948 Hours	205,768 Hours	322,402 Hours	
SFP Transceivers	DEM-310GT, DEM-311GT, DEM-312GT2, DEM-314GT					

Optional Accessories

Optional Management Software
DV-700 D-View 7 Network Management System

Fast Ethernet Smart Switches

DES-1210 Series

The DES-1210 Series provides 8, 24 or 48 Fast Ethernet ports, with optional Gigabit and combo Gigabit/SFP ports, so has all the features needed in a small- or medium-sized business, without the complexity or cost. The built-in web interface and PC-based SmartConsole Utility make these switches easy to deploy, configure and troubleshoot and the complete set of features allows for seamless integration in any business environment.

The PoE option is available on the 8- and 24-port members of the family and includes power-saving technologies such as time-based PoE, which allows the power to be shut off at a predetermined time, saving power on VoIP phones, wireless access points or any other PoE equipment. Furthermore, the DES-1210-28P incorporates a Smart Fan feature, automatically turning on the system fans only when necessary. This not only saves energy and cost but also extends the lifespan of the switch. The DES-1210-28P is also compliant with the PoE+ standard, enabling it to feed up to 30 Watts to connected PoE devices.



Principle Product Features

DES-1210-08P

- 10/100BASE-TX PoE ports x 8
- 802.3af PoE support
- 72 W PoE power budget
- Fanless

DES-1210-28

- 10/100BASE-TX ports x 24
- 10/100/1000BASE-T ports x 2
- Combo 1000BASE-T/SFP ports x 2
- Fanless
- 19in, 1U rack-mountable

DES-1210-28P

- 10/100BASE-TX PoE ports x 24
- 10/100/1000BASE-T ports x 2
- Combo 1000BASE-T/SFP ports x 2
- 802.3af (PoE) and 802.3at (PoE+) support
- 193 W PoE power budget
- Smart fans x 3
- 19in, 1U rack-mountable

DES-1210-52

- 10/100BASE-TX ports x 48
- 10/100/1000BASE-T ports x 2
- Combo 1000BASE-T/SFP ports x 2
- Fanless
- 19in, 1U rack-mountable

Optional Accessories

Optional Management Software
DV-700 D-View 7 Network Management System

Key Series Features

- Internet Group Management Protocol (IGMP) snooping
- Multicast filtering
- 802.1Q tagged Virtual LAN (VLAN)
- Management VLAN
- Asymmetric VLAN
- Auto Voice VLAN
- Quality of Service (QoS)
- Access Control List (ACL)
- 802.1X Access Control
- Broadcast/multicast/unicast storm control
- D-Link SafeGuard Engine
- DHCP server screening
- ARP spoofing prevention
- Web-based GUI
- Simple Network Management Protocol (SNMP)



What speed does Ethernet run at?

Ethernet interfaces are referred to as 10BASE-T (Ethernet), 100BASE-TX (Fast Ethernet), 1000BASE-T (Gigabit Ethernet) and 10GBASE-T (10 Gigabit Ethernet.) Each standard represents a 10-fold increase in data transfer speed, from 10BASE-T (10 million bits per second) up to 10GBASE-T (10 thousand million bits per second). Don't forget that eight bits equals one byte...

MODEL	DES-1210-08P	DES-1210-28	DES-1210-28P	DES-1210-52	
Interfaces	Fast Ethernet	8	24	24	48
	Gigabit Ethernet		2	2	2
	Combo Gigabit/SFP Slots		2	2	2
General Features	Stackability				
	Stacking Speed (per Port)				
	Switching Capacity	1.6 Gbps	12.8 Gbps	12.8 Gbps	17.6 Gbps
	Forwarding Mode	Store-and-Forward			
	Packet Buffer Memory	384 KB	512 KB	512 KB	1 MB
	MAC Address Table	8000			
	Flow Control	802.3x, HOL Blocking Prevention			
L2 Features	MDI/MDIX	Configurable			
	Loop Protection	802.1Q, 802.1w			
	803.2ad Link Aggregation	4 Groups 8 Ports per Group	14 Groups 8 Ports per Group	14 Groups 8 Ports per Group	26 Groups 8 Ports per Group
	Port Mirroring	One-to-One, Many-to-One, RX/TX/Both			
	Loopback Detection	•			
Virtual LAN (VLAN)	Cable Diagnostics	•			
	VLANs	256 Static			
	GVRP				
	Protocol VLAN (802.1v)				
	Double VLAN (Q-in-Q)				
	Auto Voice VLAN	•			
Multicasting	Auto Surveillance VLAN	•			
	Groups	256			
	Protocols	IGMP v1, v2			
Quality of Service (QoS)	Standard	802.1p, DSCP			
	Number of Queues	4			
	Mode	Strict / WRR			
	CoS Handling	802.1p, DSCP			
Security	Bandwidth Control	•			
	STP Security				
	Per-Port MAC Limitation	•			
	Static MAC	64			
	Storm Control	Broadcast / Multicast / Unicast			
	IP-MAC-Port Binding				
	DHCP Server Prevention	•			
	ARP Spoofing Prevention	•			
Authentication, Authorisation and Accounting (AAA)	Traffic Segmentation	•			
	D-Link SafeGuard Engine	•			
	802.1x Authentication	Port-Based			
	Web-based Access Control (WAC)				
	MAC-based Access Control (MAC)				
Access Control Lists (ACL)	Network Access Protection (NAP)				
	Guest VLAN				
	Switch Access				
Power over Ethernet	Rules	240			
	Mac-Based ACL	VLAN ID, 802.1p, MAC, IP, DSCP, Port			
	Time-Based ACL				
	Standard	802.3af (PoE)		802.3af (PoE), 802.3at (PoE+)	
Management	PoE Ports	8		802.3af (PoE): 24 802.3at (PoE+): 4	
	PoE Power Budget	72 W		193 W	
	Time-Based PoE	•		•	
Physical and Environment	Switch Access	Web GUI, Telnet			
	sFlow				
	SNMP	v1 / v2c / v3			
	DHCP	Client			
	RMON				
	TFTP Client	•			
	Syslog	•			
	Power Supply	External	Internal	Internal	Internal
	Maximum Power Consumption	89.4 W (PoE on) 9.6 W (PoE off)	13.4 W	254 W (PoE on) 26.4 W (PoE off)	28.9 W
	Power Saving Technology			Smart Fans	
Modules/ Transceivers	Number of Fans	0	0	3	0
	Operating Temperature	0°C to 40°C			
	Operating Humidity	5% to 95% RH Non-Condensing			
	Dimensions (W x D x H)	190 x 120 x 38 mm	440 x 140 x 44 mm	440 x 250 x 44 mm	440 x 250 x 44 mm
	Mean Time Between Failures (MTBF)	274,382 Hours	356,242 Hours	205,416 Hours	592,770 Hours
SFP Transceivers	DEM-210, DEM-211, DEM-310GT, DEM-311GT, DEM-312GT2, DEM-314GT				

Gigabit Smart Switches

DGS-1100 Series

D-Link's DGS-1100 Series provides an affordable solution for small offices, home offices and small and medium businesses as well as enterprise deployment, anywhere in fact that requires simple installation and easy network management. Each model comes in a compact desktop-sized metal case and features either 8, 16, 16+2 SFP, 24, 24+2 SFP, or 8 PoE and 24 with 12 PoE-enabled Gigabit ports. Compliant with IEEE802.3az Energy Efficient Ethernet, these switches consume less energy by cutting down on power consumption when port utilisation is low. By deploying EEE devices, users can cut operating costs and even cut down on necessary cooling equipment, helping small and medium-sized businesses stay within their budgets. The DGS-1100 Series also features D-Link Green™ Technology to help save energy automatically by monitoring the link status of every port and drastically reducing power consumption when a port link is down.



Principle Product Features

DGS-1100-08

- 10/100/1000BASE-T ports x 8
- Fanless
- 7in, desktop

DGS-1100-08P

- 10/100/1000BASE-T PoE ports x 8
- 802.3af PoE Support
- 64 W PoE Power Budget
- Fanless
- 7in, desktop

DGS-1100-16

- 10/100/1000BASE-T ports x 16
- Fanless
- 11in, 1U rack-mountable

DGS-1100-18

- 10/100/1000BASE-T ports x 16
- SFP ports x 2
- Fanless
- 11in, 1U rack-mountable

DGS-1100-24

- 10/100/1000BASE-T ports x 24
- Fanless
- 11in, 1U rack-mountable

DGS-1100-24P

- 10/100/1000BASE-T ports x 24
- 802.3af (PoE) and 802.3at (PoE+) support
- 100 W PoE power budget
- 11in, 1U rack-mountable

DGS-1100-26

- 10/100/1000BASE-T ports x 16
- SFP ports x 2
- Fanless
- 11in, 1U rack-mountable

Key Series Features

- Basic configurable options
- 11in metal case. Comes with adapters to install in 19in racks (except DGS-1100-08/08P)
- Improved resilience, longer MTBF (Mean Time Between Failures)
- VLAN support for traffic segmentation
- Auto surveillance VLAN for easy integration with IP-based surveillance systems
- Loopback Detection (LBD) and Broadcast Storm Control to avoid network downtime
- Quality of Service (QoS) and Bandwidth Control to ensure smooth operation
- Cable diagnostics function to help troubleshoot wiring problems
- Web-based GUI or SmartConsole utility
- 802.3az Energy Efficient Ethernet (EEE) compliant

MODEL	DGS-1100-08	DGS-1100-08P	DGS-1100-16	DGS-1100-18	DGS-1100-24	DGS-1100-24P	DGS-1100-26	
Interfaces	Fast Ethernet							
	Gigabit Ethernet	8	8	16	16	24	24	
	Combo Gigabit/SFP Slots				2		2	
General Features	Stackability							
	Stacking Speed (per Port)							
	Switching Capacity	16 Gbps	16 Gbps	32 Gbps	36 Gbps	48 Gbps	48 Gbps	52 Gbps
	Forwarding Mode	Store-and-Forward						
	Packet Buffer Memory	2 Mb	2 Mb	512 Kb	1.5 Mb	512 Kb	512 Kb	1.5 Mb
	MAC Address Table	8000						
	Flow Control	802.3x, HOL Blocking Prevention						
L2 Features	MDI/MDIX	Auto						
	Loop Protection	•						
	803.2ad Link Aggregation	2 Groups; 2-4 Ports per Group		8 Groups 8 Ports per Group	9 Groups 8 Ports per Group	12 Groups; 8 Ports per Group		13 Groups 8 Ports per Group
	Port Mirroring	One-to-One, Many-to-One						
	Loopback Detection	•						
Virtual LAN (VLAN)	Cable Diagnostics	•						
	VLANs	32 Static						
	GVRP							
	Protocol VLAN (802.1v)							
	Double VLAN (Q-in-Q)							
Multicasting	Auto Voice VLAN	•						
	Auto Surveillance VLAN	•						
	Groups	32						
	Protocols	IGMP v1/v2						
Quality of Service (QoS)	Standard	802.1p						
	Number of Queues	4						
	Mode	Strict / WRR						
	CoS Handling							
Security	Bandwidth Control	Port-Based						
	STP Security							
	Per-Port MAC Limitation	•						
	Static MAC	128						
	Storm Control	Broadcast / Multicast / Unicast						
	IP-MAC-Port Binding							
	DHCP Server Prevention							
	ARP Spoofing Prevention							
Traffic Segmentation								
Power over Ethernet	D-Link SafeGuard Engine							
	Standard					802.3af (PoE)		802.3at (PoE+)
	PoE Ports					8		12
	PoE Power Budget					64 W		100 W
Management	Time-Based PoE							
	Switch Access	Web GUI						
	sFlow							
	SNMP							
	DHCP							
	RMON							
	TFTP Client							
Physical and Environment	Syslog							
	Power Supply	Internal						
	Maximum Power Consumption	4.89W	78.8 W (PoE on) 5.2 W (PoE off)	9.31 W	14.88 W	13.94 W	128.32 W (PoE on) 19.04 W (PoE off)	19.04 W
	Power-Saving Technology	IEEE 802.3az Energy Efficient Ethernet						
	Number of Fans	0					1	0
	Operating Temperature	0°C to 50°C	0°C to 40°C	0°C to 50°C		0°C to 50°C	-5°C to 50°C	
Physical and Environment	Operating Humidity	10% to 95% RH Non-Condensing		0% to 95% RH Non-Condensing				
	Dimensions (W x D x H)	171 x 98 x 28 mm	190 x 120 x 38 mm	280 x 180 x 44 mm	280 x 180 x 44 mm	280 x 180 x 44 mm	280 x 230 x 44 mm	280 x 180 x 44 mm
	Mean Time Between Failures (MTBF)	503,585 Hours	708,219 Hours	2,827,541 Hours	2,671,256 Hours	2,406,109 Hours	563,292 Hours	2,277,645 Hours

Optional Accessories

Optional Management Software
DV-700 D-View 7 Network Management System



Fast Ethernet Smart Switches

DES-1100 Series

The DES-1100 Series provides businesses with the benefits of a managed device but without the associated complexity and cost. Equipped with 16 or 24 Fast Ethernet ports, these switches integrate basic configurable functions that provide performance and scalability with an easy-to-use web interface to help users deploy their network quickly and easily.



Principle Product Features

DES-1100-16

- 10/100BASE-TX ports x 16
- 802.3ad link aggregation
- Static VLAN
- 802.1p QoS
- Fanless

DES-1100-24

- 10/100BASE-TX ports x 24
- 802.3ad link aggregation
- Static VLAN
- 802.1p QoS
- Fanless

Optional Accessories

Optional Management Software
DV-700 D-View 7 Network Management System

Key Series Features

- Basic configurable options
- 11in metal case. Comes with adapters to install in 19in racks
- Fanless, for silent operation
- Improved resilience, longer MTBF (Mean Time Between Failures)
- VLAN support for traffic segmentation
- Loopback Detection (LBD) and Broadcast Storm Control to avoid network downtime
- Quality of Service (QoS) and Bandwidth Control to ensure smooth operation
- Web-based GUI or SmartConsole utility

What does Link Aggregation mean?

Link aggregation combines (aggregates) multiple network connections in parallel in order to increase throughput beyond what a single connection could sustain, and provides redundancy should one of the links fail. Combining can occur such that multiple interfaces share one logical address (IP) or one physical address (MAC address), or it allows each interface to have its own address. A logical connection requires that both ends of a link use the same aggregation method, but has performance advantages over the physical connection method.



MODEL	DES-1100-16	DES-1100-24	
Interfaces	Fast Ethernet	16	24
	Gigabit Ethernet		
	Combo Gigabit/SFP Slots		
General Features	Stackability		
	Stacking Speed (per Port)		
	Switching Capacity	3.2 Gbps	4.8 Gbps
	Forwarding Mode	Store-and-Forward	
	Packet Buffer Memory	1.75 Mb	
	MAC Address Table	8000	
	Flow Control	802.3x	
MDI/MDIX	Auto		
L2 Features	Loop Protection		
	803.2ad Link Aggregation	2 Groups, 4 Ports per Group	
	Port Mirroring	One-to-One, Many-to-One	
	Loopback Detection	•	
Virtual LAN (VLAN)	Cable Diagnostics		
	VLANs	32 Static	
	GVRP		
	Protocol VLAN (802.1v)		
	Double VLAN (Q-in-Q)		
Multicasting	Auto Voice VLAN		
	Auto Surveillance VLAN		
	Groups	32	
	Protocols	IGMP v1/v2	
Quality of Service (QoS)	Standard	802.1p	
	Number of Queues	2	
	Mode	Strict / WRR	
	CoS Handling		
Security	Bandwidth Control	Port-Based	
	STP Security		
	Per-Port MAC Limitation		
	Static MAC	128	
	Storm Control	Broadcast / Multicast / Unicast	
	IP-MAC-Port Binding		
	DHCP Server Prevention		
	ARP Spoofing Prevention		
D-Link SafeGuard Engine			
Management	Switch Access	Web GUI	
	sFlow		
	SNMP		
	DHCP		
	RMON		
	TFTP Client		
Physical and Environment	Syslog		
	Power Supply	Internal	
	Maximum Power Consumption	5.96 W	7.68 W
	Power-Saving Technology		
	Number of Fans	0	
	Operating Temperature	0°C to 40°C	
Operating Humidity	10% to 95% RH Non-Condensing		
Dimensions (W x D x H)	280 x 125 x 44 mm		
Mean Time Between Failures (MTBF)	597,779 Hours	562,006 Hours	

Gigabit Unmanaged Switches

The DGS-1000 Series consists of Unmanaged Gigabit Switches designed for cost-effective Small Office Home Office (SOHO) and workgroup connection. They support full duplex operation, provide IEEE 802.3x flow control for reliable data transfer, and auto MDI/MDIX to eliminate the need for cross-over cables, thus simplifying installation. They make use of D-Link Green™ technology, too, which reduces power consumption and provides a longer product life without sacrificing operational performance or functionality. Recyclable packaging and minimised use of harmful substances (RoHS compliant) make this switch series truly environmentally friendly since it also complies with the Energy-Efficient Ethernet standard.

DGS-1000 Series

DGS-1005D



- 10/100/1000BASE-T ports x 5
- External power supply
- Desktop
- Fanless
- D-Link Green™

DGS-1008D



- 10/100/1000BASE-T ports x 8
- External power supply
- Desktop
- Fanless
- D-Link Green™

DGS-1008P



- 10/100/1000BASE-T ports x 8
- Includes 802.3af PoE ports x 4
- External power supply
- Desktop
- Fanless

DGS-1008MP



- 10/100/1000BASE-T PoE ports x 8
- Internal power supply
- Desktop
- Fanless

DGS-1016D



- 10/100/1000BASE-T ports x 16
- Internal power supply
- 11in, 1U desktop with rack-mountable kit
- Fanless
- D-Link Green™

DGS-1024D



- 10/100/1000BASE-T ports x 24
- Internal power supply
- 11in, 1U desktop with rack-mountable kit
- Fanless
- D-Link Green™

Key Series Features

- Power savings by link status
- Power savings by cable length detection
- Jumbo frame
- IEEE 802.3x Flow Control
- Auto MDI/MDIX
- Quality of Service (QoS)
- Cable diagnostics

MODEL	DGS-1005D	DGS-1008D	DGS-1008P	DGS-1008MP	DGS-1016D	DGS-1024D	
Interfaces	100BASE-TX (Fast Ethernet)						
	1000BASE-T (Gigabit)	5	8	8	16	24	
	100BASE-FX (Fibre)						
General Features	Switching Capacity	10 Gbps	16 Gbps	16 Gbps	16 Gbps	48 Gbps	
	Forwarding Mode	Store-and-Forward					
	Packet Buffer Memory	192 KB	192 KB	192 KB	128 KB	512 KB	512 KB
	MAC Address Table	8000	4000	4000	8000	8000	8000
	Flow Control	802.3x					
Quality of Service (QoS)	MDI/MDIX	Auto					
	Standard	802.1p	802.1p	802.1p, DSCP	802.1p	802.1p	802.1p
	Number of Queues			4	4		
Power over Ethernet	Standard			802.3af (PoE)	802.3at (PoE+)		
	PoE Ports			4	8		
	PoE Power Budget			52 W	140 W		
Physical and Environment	Power Supply	External			Internal		
	Power-Saving Technology	Green Ethernet and Energy-Efficient Ethernet (EEE)				Green Ethernet	
	Number of Fans	0					
	Operating Temperature	0°C to 40°C	0°C to 40°C	0°C to 50°C	0°C to 40°C	0°C to 40°C	0°C to 40°C
	Operating Humidity	10% to 90% RH Non-Condensing	10% to 90% RH Non-Condensing	0% to 95% RH Non-Condensing	5% to 90% RH Non-Condensing		
Dimensions (W x D x H)	44.2 x 100.2 x 32.6 mm	164.5 x 112.4 x 35.0 mm	190 x 120 x 38 mm	280 x 180 x 44 mm	280 x 180 x 44 mm	280 x 180 x 44 mm	



MODEL	DGS-105	DGS-108	
Interfaces	100BASE-TX (Fast Ethernet)		
	1000BASE-T (Gigabit)	5	
	100BASE-FX (Fibre)		
General Features	Switching Capacity	10 Gbps	
	Forwarding Mode	Store-and-Forward	
	Packet Buffer Memory	128 KB	128 KB
	MAC Address Table	2000	8000
	Flow Control	IEEE 802.3x	
Quality of Service (QoS)	MDI/MDIX	Auto MDI/MDIX Adjustment for all Ports	
	Standard	IEEE 802.1p	IEEE 802.1p
	Number of Queues	4 Queues	4 Queues
Physical and Environment	Mode	Strict	
	Power Supply	External 5 V/1 A Level 'V' Power Adapter	
	Power-Saving Technology	Green Ethernet and IEEE 802.3az Energy-Efficient Ethernet (EEE)	
	Number of Fans	0	
	Operating Temperature	0°C to 50°C	
Operating Humidity	5% to 90% RH Non-Condensing		
Dimensions (W x D x H)	100 x 98 x 28 mm	162 x 102 x 28 mm	

DGS-105/108 Series

DGS-105



- 10/100/1000BASE-T ports x 5
- Robust metal product housing
- 802.3az Energy Efficient Ethernet (EEE)
- Cable diagnostics function
- Slot for Kensington security lock

DGS-108



- 10/100/1000BASE-T ports x 8
- Robust metal product housing
- 802.3az Energy Efficient Ethernet (EEE)
- Cable diagnostics function
- Slot for Kensington security lock



Fast Ethernet Unmanaged Switches

The DES-1000 Series of Fast Ethernet Unmanaged Switches is designed for cost effective Small Office Home Office (SOHO) and workgroup connection. They use standard CAT5 copper twisted-pair wires as the network cable, and support full/half duplex operation for 10/100 Mbps speeds. These switches provide IEEE 802.3x flow control for reliable data transfer, and auto MDI/MDI-X to eliminate the need for cross-over cables, thus simplifying installation.

DES-1000 Series

DES-1005D



- 10/100BASE-TX ports x 5
- External power supply
- Desktop
- Fanless

DES-1008D



- 10/100BASE-TX ports x 8
- External power supply
- Desktop
- Fanless

DES-1005P



- 10/100BASE-TX ports x 5
- Includes 802.3af PoE ports x 1
- QoS support for traffic prioritisation
- Green Ethernet technology
- Fanless

DES-1008PA



- 10/100BASE-TX ports x 8
- Includes 802.3af PoE ports x 4
- External power supply
- Desktop
- Fanless

DES-1008F



- 10/100BASE-TX ports x 7
- 100BASE-FX port x 1
- External power supply
- Desktop
- Fanless

DES-1016D



- 10/100BASE-TX ports x 16
- Internal power supply
- 11in, 1U desktop with rack-mountable kit
- Fanless

DES-1018P



- 10/100BASE-TX ports x 16
- Includes 802.3af PoE ports x 8
- Combo ports x 2
- Internal power supply
- 11in, 1U desktop with rack-mountable kit

DES-1018MP



- 10/100BASE-TX PoE ports x 16
- Combo ports x 2
- Internal power supply
- 11in, 1U desktop with rack-mountable kit

DES-1024D



- 10/100BASE-TX ports x 24
- Internal power supply
- 11in, 1U desktop with rack-mountable kit
- Fanless

DES-105/108 Series

DES-105



- 10/100BASE-TX ports x 5
- Plug-and-play operation
- QoS functionality
- Robust metal housing
- Low energy consumption

DES-108



- 10/100BASE-TX ports x 8
- Plug-and-play operation
- QoS functionality
- Robust metal housing
- Low energy consumption

Key Series Features


- Fanless
- IEEE 802.3x Flow Control
- Auto MDI/MDIX
- Plug-and-Play installation filtering
- Quality of Service (QoS) (DES-1016D and DES-1024D)



MODEL	DES-1005D	DES-1008D	DES-1005P	DES-1008PA	DES-1008F	
Interfaces	100BASE-TX (Fast Ethernet)	5	8	5	8	
	1000BASE-T (Gigabit)					
	100BASE-FX (Ethernet Fibre Link)				1	
General Features	Switching Capacity	1 Gbps	1.6 Gbps	1 Gbps	1.6 Gbps	
	Forwarding Mode	Store-and-Forward				
	Packet Buffer Memory	57 KB	57 KB	64 KB	96 KB	96 KB
	MAC Address Table	2000	1000	2000	1000	1000
	Flow Control	802.3x				
	MDI/MDIX	Auto				
Quality of Service (QoS)	Standard	802.1p				
	Number of Queues			4		
	Mode			Strict		
Power over Ethernet	Standard			802.3af (PoE)	802.3af (PoE)	
	PoE Ports			1	4	
	PoE Power Budget			15.4 W	52 W	
Physical and Environment	Power Supply	External				
	Power-Saving Technology	Green Ethernet and Energy-Efficient Ethernet (EEE)				
	Number of Fans	0				
	Operating Temperature	0°C to 50°C	0°C to 40°C	0°C to 40°C	0°C to 40°C	0°C to 40°C
	Operating Humidity	10% to 90% RH Non-Condensing		5% to 90% RH Non-Condensing		10% to 90% RH Non-Condensing
	Dimensions (W x D x H)	125.3 x 83.4 x 29.1 mm	164.5 x 111.5 x 36.0 mm	140 x 85 x 28 mm	172 x 98 x 27.9 mm	192 x 117 x 32 mm



MODEL	DES-1016D	DES-1018P	DES-1018MP	DES-1024D	
Interfaces	100BASE-TX (Fast Ethernet)	16	16	24	
	1000BASE-T (Gigabit)				
	1000BASE-T/SFP (Combo)		2	2	
General Features	Switching Capacity	3.2 Gbps	7.2 Gbps	7.2 Gbps	4.8 Gbps
	Forwarding Mode	Store-and-Forward			
	Packet Buffer Memory	2 MB	384KB	384KB	2 MB
	MAC Address Table	8000	8000	8000	8000
	Flow Control	802.3x			
	MDI/MDIX	Auto			
Quality of Service (QoS)	Standard	802.1p			
	Number of Queues	2			2
	Mode	Strict			Strict
Power over Ethernet	Standard		802.3af (PoE)	802.3af (PoE)	
	PoE Ports		8	16	
	PoE Power Budget		80 W	246.4 W	
Physical and Environment	Power Supply	Internal			
	Power-Saving Technology	Green Ethernet and Energy-Efficient Ethernet			
	Number of Fans	0	1	1	0
	Operating Temperature	0°C to 40°C			
	Operating Humidity	10% to 90% RH Non-Condensing			
	Dimensions (W x D x H)	280 x 125.8 x 44 mm	280 x 210 x 44 mm	280 x 210 x 44 mm	280 x 125.8 x 44 mm



MODEL	DES-105	DES-108	
Interfaces	100BASE-TX (Fast Ethernet)	5	8
	1000BASE-T (Gigabit)		
	100BASE-FX (Ethernet Fibre Link)		
General Features	Switching Capacity	1.0 Gbps	1.6 Gbps
	Forwarding Mode	Store-and-Forward	
	Packet Buffer Memory	384 KB	768 KB
	MAC Address Table	2000	1000
	Flow Control	IEEE 802.3x	
	MDI/MDIX	Auto MDI/MDIX Adjustment for all Ports	
Quality of Service (QoS)	Standard	IEEE 802.1p	IEEE 802.1p
	Number of Queues	2 Queues	2 Queues
	Mode	Strict	WRR Mode
Physical and Environment	Power Supply	External 5 V/1 A Level "V" Power Adapter	
	Power-Saving Technology	Green Ethernet and IEEE 802.3az Energy Efficient Ethernet (EEE)	
	Number of Fans		
	Operating Temperature	0°C to 50°C	
	Operating Humidity	10% to 90% RH Non-Condensing	
	Dimensions (W x D x H)	100 x 98 x 28 mm	162 x 102 x 28 mm

D-View 7 Network Management System



The D-View 7 Network Management System (DV-700) is a comprehensive standards-based management tool designed to centrally manage, in a consistent manner, critical network characteristics such as availability, reliability, resilience and security. Flexible and versatile, D-View 7 uses cutting-edge web technology to provide a comprehensive software toolbox that can be accessed without the need to install separate software.

Flexible Architecture

D-View 7 is organised into a server-probe architecture, which simplifies data collection across complex networks. Monitoring and configuring multiple devices at remote locations, across the Internet, or using Network Address Translation (NAT) methodology is no longer an issue. With D-View 7, remotely deployed probes will automatically tunnel home, allowing for the management of devices that cannot be directly accessed using standard Simple Network Management Protocol (SNMP). When a device is selected for management, D-View 7 probes will relay the command to the devices and then report back its data to the D-View 7 server.

Simplify Network Management

D-View 7 supports various predefined configuration templates which help users easily manage multiple devices. For complex configurations, D-View 7 also has the ability to deploy Command Line Interface (CLI) scripts across multiple devices simultaneously. This allows D-View 7 to support a wide range of configuration features and virtually any device as long as it supports CLI settings. With a highly customisable scheduling system, D-View 7 allows users to assign tasks to be issued in off-peak hours or any other planned-maintenance time frame. Users thus have peace of mind, knowing that routine maintenance tasks and configurations will be automatically managed and monitored by D-View 7's event notification system. D-View 7 also supports periodic tasks which can be run daily, weekly, monthly or to some other set schedule.

Key Series Features

- Simplify management tasks
- Supports SNMP v1, v2c, and v3
- Supports device auto-discovery
- Supports scheduled and periodic task management
- Supports event notification and event escalation
- Supports SNMP trap and syslog collection
- Supports batch configuration and is capable of configuring multiple devices at a time
- Flexible architecture
- Designed with a server-and-probe architecture
- Supports management of devices behind a firewall, NAT, or in remote sites without a VPN
- Visualisation
- Easy-to-understand and easy-to-configure dashboard
- Customisable chart system for displaying data
- Supports auto-generate network topology
- Supports real-time device status on topology
- Supports real-time device rack and panel simulation
- Supports smart and managed switches, unified switches, unified access points, wireless controllers, wireless access points, etc
- Supports third-party devices
- Supports third-party device management by MIB compiler and browser

Manage Third-Party Devices

Network administrators can customise the SOID and related information of virtually any third-party device to let D-View 7 identify and manage them. D-View 7 can then check the health status of those devices, issue CLI commands, and undertake the standard management and monitoring. Combined with the new D-View 7 graphical dashboard, network administrators can get near-real-time feedback on the status of their network.

Enhanced Trap and Syslog Analysis

D-View 7 also functions as a trap and syslog server which can collect all of the trap or syslog data from multiple devices across a network. This gives network administrators a centralised place to collect important data, which can then be searched easily from within D-View 7. The advanced search system lets network administrators set keyword combinations, and generate alarms based on events that are reported in the trap or syslog feature.

TECHNICAL SPECIFICATIONS

GENERAL

Architecture	Supports standard server client web architecture Supports multi-tenant architecture	Supports probe design to collect data from remote site without VPN or behind NAT
User Management	Supports read-write and read-only privileges by modules	
Internationalization	Supported languages: English, Simplified Chinese, Traditional Chinese	

DISCOVERY

Device Discovery	Supports SNMP v1, v2c, v3 scan Supports IPv4 address range scan	Supports smart scan by neighborhood Supports discover across LAN by probe
Link Discovery	Supports LLDP, FDB based link discovery	
Auto Discovery	Supports periodically discovery with specific time period	

INVENTORY

Inventory Management	Supports inventory and devices export	Supports device grouping by labels; a device can belong to multiple labels
-----------------------------	---------------------------------------	---

MONITORING

Dashboard	Supports overall system and product summary for wired or wireless devices	Supports customized dashboard
Sensor	Supports following methods to data collection SNMP, PING	
Topology View	Supports auto-topology generation Supports customised topology generation Supports devices status display Supports link status display Supports different structure of topology (tree type, start type)	Supports multi-layer topology for following views Supports customized background image overlay for following views
Panel View	Supports panel and LED status of switches	Supports panel view with stacking switches
Status Polling	Supports multiple polling methods Ping, SNMP	Supports customized polling time for each devices or by group
Event & Notification	Supports customized criteria or threshold to trigger the event based on following rules: Value Match Keyword Match Keyword Combination Match	Supports customized escalation rules Supports email notification to defined users

Product Highlights

Comprehensive Network Management

Manage your network effectively with useful tools and features such as Batch Configuration, SNMP, and Flexible Command Line Dispatch.

Hassle-Free Network Management

Graphical and detailed dashboard provides a centralised and convenient way to manage and monitor your network.

Extensive Device Support

Supports a large number of devices including smart and managed switches, unified access points, and wireless controllers, as well as non-D-Link devices.

SFP/SFP+/XFP Transceivers

Fast Ethernet SFP Transceivers



MODEL	DEM-210	DEM-211
Standard	IEEE 802.3u 100 BASE-FX	IEEE 802.3u 100 BASE-FX
Connector	Duplex LC	Duplex LC
Fibre Type	Single-Mode	9/125 µm
	Multi-Mode	62.5/125 µm
Wavelength	1310 nm	1310 nm
Maximum Distance	15 km	2 km
Power	3.3 V	3.3 V
Hot-Pluggable	•	•

D-Link's Small Form-Factor Pluggable (SFP) and 10 Gigabit Small Form-Factor Pluggable (XFP) Transceivers help to achieve long-distance data transmission and high-speed communication with single-mode fibre, multi-mode fibre and copper cables. These modules can be easily installed into compatible switches and media converters; please see the switch and media converter comparison tables for relevant compatibility.

Gigabit Ethernet SFP Transceivers



MODEL	DEM-310GT	DEM-311GT	DEM-312GT2	DEM-314GT
Standard	IEEE 802.3z 1000BASE-LX	IEEE 802.3z 1000BASE-SX	IEEE 802.3z 1000BASE-SX	IEEE 802.3z 1000BASE-LX
Connector	Duplex LC	Duplex LC	Duplex LC	Duplex LC
Fibre Type	Single-Mode	9/125 µm	9/125 µm	9/125 µm
	Multi-Mode	50/125 µm 62.5/125 µm	50/125 µm 62.5/125 µm	62.5/125 µm
Wavelength	1310 nm	850 nm	1310 nm	1310 nm
Maximum Distance	10 km	550 m	2 km	50 km
Power	3.3 V	3.3 V	3.3 V	3.3 V
Hot-Pluggable	•	•	•	•

10 Gigabit Ethernet SFP+/XFP Transceivers



MODEL	DEM-431XT	DEM-431XT-DD	DEM-432XT	DEM-432XT-DD	DEM-421XT
Standard	IEEE 802.3ae 10GBASE-SR	IEEE 802.3ae 10GBASE-SR	IEEE 802.3ae 10GBASE-LR	IEEE 802.3ae 10GBASE-LR	IEEE 802.3ae 10GBASE-SR
Form Factor	SFP+	SFP+	SFP+	SFP+	XFP
Connector	Duplex LC	Duplex LC	Duplex LC	Duplex LC	Duplex LC
Fibre Type	Single-Mode	9/125 µm	9/125 µm	9/125 µm	9/125 µm
	Multi-Mode	50/125 µm (Cable) 62.5/125 µm (Fibre)	50/125 µm (Cable) 62.5/125 µm (Fibre)		
Wavelength	850 nm	850 nm	1310 nm	1310 nm	850 nm
Maximum Distance	300 m	300 m	10 km	10 km	300 m
Power	3.3 V	3.3 V	3.3 V	3.3 V	3.3/5 V
Hot-Pluggable	•	•	•	•	•
Digital Diagnostics Monitoring		•		•	


Redundant Power Supplies

Redundancy, in networking terms, is essentially the provision of a back-up system at component level such that an individual failure will not prove critical. Redundant power supplies provide battery back-up power so that, should the mains supply fail, they kick in automatically to keep your switch(es) running and the network fully functional. The RPS you choose will need to be based upon the power draw you might need to call on, dependent on the switch, and any PoE (Power over Ethernet) devices, to which you are looking to provide back-up power. One of the advantages of the DPS-700 is that it is designed to improve flexibility in supporting PoE equipment, and it also supports one-plus-one power capabilities, so when cascading the DPS-700 with a device's internal power supply, the power system can provide an additional power budget to the device.



MODEL	DPS-200	DPS-500	DPS-700
Output Power	60 W	140 W	589 W
Input Power	90 to 264 V AC	90 to 264 V AC	90 to 264 V AC
Dimensions	196 x 195 x 50 mm	196 x 195 x 50 mm	441 x 139 x 44 mm
Mounting Options (see table below)	DPS-800	DPS-800	19in Rack, 1U

COMPATIBLE SWITCHES	DPS-200	DPS-500	DPS-700
DGS-3120-24TC	•		
DGS-3120-48TC		•	
DGS-3120-24PC			•
DGS-3120-48PC			•
DGS-3120-24SC	•		
DGS-3420-28TC		•	
DGS-3420-28SC		•	
DGS-3420-28PC			•
DGS-3420-52T		•	
DGS-3420-52P			•
DGS-3620-28TC		•	
DGS-3620-28SC		•	
DGS-3620-28PC			•
DGS-3620-52T		•	
DGS-3620-52P			•
DWS-3160-24TC	•		
DWS-3160-24PC			•
DWS-4026			•



MOUNTING OPTIONS	DPS-800
Number of Redundant Power Supply Slots	2
Form Factor	19in Rack, 1.5U
Compatible with Redundant Power Supplies	DPS-200, DPS-500

Switch Cables

InfiniBand Cable Series

These 10G InfiniBand Twinaxial Cables are designed to support high-speed connections on 10 Gbps Ethernet devices when used with compatible D-Link products. With five models in the range, they are an ideal solution for cost-effective, high-speed networking connectivity between D-Link switches, and other devices within a rack or in adjacent racks.



Key Series Features

- Full range of features, including high throughput, low latency, quality of service, failover and fully scalable design
- 10 Gigabit Ethernet connectivity
- Connects with InfiniBand (CX4) latch or screw ports for use as a stacking cable or uplink cable at speeds up to 10 Gbps

SFP+ Direct Attach Cable Series

The 10G Passive SFP+ Twinaxial Direct Attach Cable is designed to support 10 Gigabit Ethernet or Gigabit Ethernet connections between switches with 10 Gbps Gigabit Ethernet uplink; this is much faster than SFP, which only supports 2.5 Gbps Gigabit Ethernet. This series is suitable for very short distances up to seven metres (c. 23 feet), and is ideal for highly cost-effective networking connectivity between switches and servers within a rack or in adjacent racks.



Key Series Features

- High speeds and low latency result in faster transmissions than other types of cables
- SFP+ connectors on cable mean no need for expensive SFP+ transceivers and fibre cables
- Lower power consumption than other cables like 10BASE-T or 10GBASE-CX4 means savings on energy usage and costs


120G Passive CXP Direct Attach Cable

The DEM-CB50CXP 120G Passive CXP Twinaxial Direct Attach Cable carries 12 duplex channels of 10 Gbps data, for up to 120 Gbps in total, making it one of the fastest and highest-density interconnection solutions on the market. This cable is designed to support connections for the latest 100 Gbps Gigabit Ethernet and is intended to be used for physical stacking with the D-Link DXS-3600-32S switch's DXS-3600-EMStack module to provide the best possible performance and network reliability.



Key Series Features

- Supports up to 120 Gbps of bandwidth over 12 channels of 10G Ethernet
- Perfect for handling heavy network traffic and demand
- Meets the 100 Gigabit Ethernet and InfiniBand 12X QDR specifications for superior high-efficiency networking
- Hot-pluggable
- Special latch design enables easy disengagement




MODEL	DEM-CB50	DEM-CB50CXP	DEM-CB50ICX	DEM-CB100
Cable Series Type	InfiniBand	CXP Direct Attach	InfiniBand	InfiniBand
Standard	IEEE802.3ak 10GBASE-CX4	SFP MSA	IEEE802.3ak 10GBASE-CX4	IEEE802.3ak 10GBASE-CX4
Device Rate	10 Gbps	120 Gbps	10 Gbps	10 Gbps
Connector Type	Screw-Type at Both Ends	CXP Cable Assembly	1 x Screw-Type / 1 x Latch	Screw-Type at Both Ends
Wire AWG	28	30	28	28
Minimum Cable Bend Radius		49 mm		
Cable Length	50 cm	50 cm	50 cm	100 cm
Voltage	30 V AC	30 V AC	30 V AC	30 V AC
Current	0.5 A	0.5 A	0.5 A	0.5 A
Operating Temperature	-40°C to 85°C	-40°C to 85°C	-40°C to 85°C	-40°C to 85°C
Connectivity	Physical Stacking Cable or Uplink Cable for DGS-3120 Series	Physical Stacking Cable for DXS-3600-32S Switch's DXS-3600-EM-Stack Module	Connecting Cable Between DGS-3120 Series and DMC-805X	Physical Stacking Cable or Uplink Cable for DGS-3120 Series



MODEL	DEM-CB100S	DEM-CB300	DEM-CB300S	DEM-CB300CX
Cable Series Type	SFP+ Direct Attach	InfiniBand	SFP+ Direct Attach	InfiniBand
Standard	SFP MSA	IEEE802.3ak 10GBASE-CX4	SFP MSA	IEEE802.3ak 10GBASE-CX4
Device Rate	10 Gbps	10 Gbps	10 Gbps	10 Gbps
Connector Type	SFP+ Cable Assembly	Screw-Type at Both Ends	SFP+ Cable Assembly	Latch-Type at Both Ends
Wire AWG	30	28	30	28
Minimum Cable Bend Radius	23.5 mm		23.5 mm	
Cable Length	100 cm	300 cm	300 cm	300 cm
Voltage	30 V AC	30 V AC	30 V AC	30 V AC
Current	0.5 A	0.5 A	0.5 A	0.5 A
Operating Temperature	-40°C to 85°C	-40°C to 85°C	-40°C to 85°C	-40°C to 85°C
Connectivity	Recommended for use only with D-Link Switching Products	Physical Stacking Cable or Uplink Cable for DGS-3120 Series	Recommended for use only with D-Link Switching Products	Physical Stacking Cable for Linking DGS-3400 Series with DEM-410CX

Modules and Media Converters


A D-Link module provides enterprises with highly affordable, low-latency 10 Gigabit network connections using twin-axial copper cable. Significantly lower in cost than the fibre equivalent, this supports distances ranging up to five metres, depending on wire gauge. Media converters act as the link point to join copper and fibre connections together, in other words to connect 10/100/1000BASE-T copper to fibre (or vice versa) in order to enable exceedingly rapid network data traffic at enterprise level. They act as a useful conduit when expanding a network, as existing copper-cable-based switches do not have to be replaced but can be expanded upon into a fibre network through the use of a D-Link Media Converter.



MODULES	DEM-410CX	DEM-410X
Standard	IEEE 802.3ak 10 Gigabit Ethernet	IEEE 802.3ae 10 Gigabit Ethernet
No. of Ports	1	1
Connector	CX4 (Copper)	XFP (Fibre)
Accessories	DEM-CB100 Cable	DEM-421XT Transceiver
Compatibility	DGS-3426P DGS-3427 DGS-3450 DGS-3627 DGS-3627G DGS-3650 DWS-4026	DGS-3426P DGS-3427 DGS-3450 DGS-3627 DGS-3627G DGS-3650 DWS-4026



MEDIA CONVERTERS	DMC-3005C	DMC-5155C	DMC-5305C	DMC-7005C	DMC-8105C	DMC-805X
Standards	10/100BASE-TX 100BASE-TX	10/100BASE-TX 100BASE-TX	10/100BASE-TX 100BASE-TX	1000BASE-T 1000BASE-SX	100BASE-TX 1000BASE-LX	IEEE 802.3ak IEEE-802.3ae IEEE-802.3aq
Connectors	SC / RJ45	SC / RJ45	SC / RJ45	SC / RJ45	SC / RJ45	CX4 / SFP+
Data Rate	100 Mbps	100 Mbps	100 Mbps	1 Gbps	1 Gbps	20 Gbps
Fibre Type	Multi-Mode	Single-Mode	Single-Mode	Multi-Mode	Single-Mode	Multi-Mode
Maximum Distance	2 km	15 km	30 km	550 m	10 km	80 km



CHASSIS AND ACCESSORIES	DMC-1000	DMC-1001
Description	16-Slot Media Converter Chassis with Internal Power Supply	Redundant Power Supply for DMC-1000

Power over Ethernet (PoE) Adapters

D-Link's Power over Ethernet (PoE) adapters are designed to help simplify network maintenance and deployment at offices, factories and Wi-Fi hot spots. These adapters allow surveillance cameras and wireless access points to be installed on building rooftops, ceilings or high walls where normal AC outlets may be inaccessible, but where the device itself does not have PoE capability.

On the DWL-P50, the power comes from a PoE port on the switch, down the Ethernet cable, and then this adapter takes that power and provides it to a standard 5 V DC / 12 V DC outlet, into which the device which needs power is plugged. The DWL-P200 does exactly the same thing, but is designed for use where the switch does not have any PoE ports. So you plug in an Ethernet cable, and input power at the switch-end of the cable on the Base Unit, then run an Ethernet cable (now carrying PoE power) from the Base Unit to the Terminal Unit, where the power is then 'converted' back for use by the device.

The DPE-101GI acts in a similar way again, but is designed to be used for PoE-equipped end-point devices but where the switch does not have PoE capability.

DWL-P50
5/12 V DC PoE Splitter

Main Features

- Use with a PoE switch or midspan
- Supply power to PoE devices

Physical Features

- IEEE 802.3af Power over Ethernet
- Terminal unit x 1
- 5 V DC and 12 V DC output
- Output selection via DIP switch

DWL-P200
5/12 V DC PoE Kit

Main Features

- Use without a PoE switch
- Supply power to PoE devices

Physical Features

- Base unit x 1
- Terminal unit x 1
- 5 V DC and 12 V DC output
- Output selection via DIP switch

DPE-101GI
1-Port Gigabit PoE Injector

Main Features

- Use without a PoE switch
- Supply power to PoE devices

Physical Features

- Terminal unit x 1
- Maximum power input 48 V
- Gigabit speed
- Use only with D-Link's access points

Business Wireless

Wireless technology provides businesses with a flexible and cost-effective way to send and receive data. D-Link's range of Wireless AC and N products provide stable connectivity which is robust enough to be deployed at the very core of your network. Products under this category include Standalone/Managed Access Points, Single Band and Dual-Band Access Points and Antennas.



Wireless AC

The World's Fastest Wi-Fi Technology is Here!

Wireless AC is the next generation of Wi-Fi. Designed for much higher speeds, wider coverage and better sustained performance with a larger number of devices so that you get whole coverage, seamless performance on all devices and speeds that are up to four times faster!

Next generation Wi-Fi for businesses

Dubbed 'Wireless AC', '5G' or even 'Gigabit Wi-Fi', 802.11ac delivers up to four* times the bandwidth of current Wireless N products, with yet more to come. With the ability to handle high-demand business applications, Wireless AC is revolutionising the way businesses utilise their wireless connection around the office.

Everything from sharing larger files, high-definition video conferencing to real-time or scheduled data backups has been made possible with 802.11ac, thanks primarily to the move to the 5 GHz radio spectrum where there is less noise and interference from competing technologies. Moreover, there's just a lot more space available in this band, allowing for up to 19 non-overlapping wireless channels compared to just three with 802.11n. Plus, those channels can be made wider to carry a lot more data, with 80 MHz and ultimately 160 MHz channels available in 802.11ac, compared to 20/40 MHz with 802.11n.

The way in which radio signals are transmitted is also changing. Out go omni-directional antennas, broadcasting every which way they can, in favour of so-called 'beamforming' technology, where the signal is directed at the device it is meant for, further enhancing that four-times boost in Wi-Fi bandwidth.

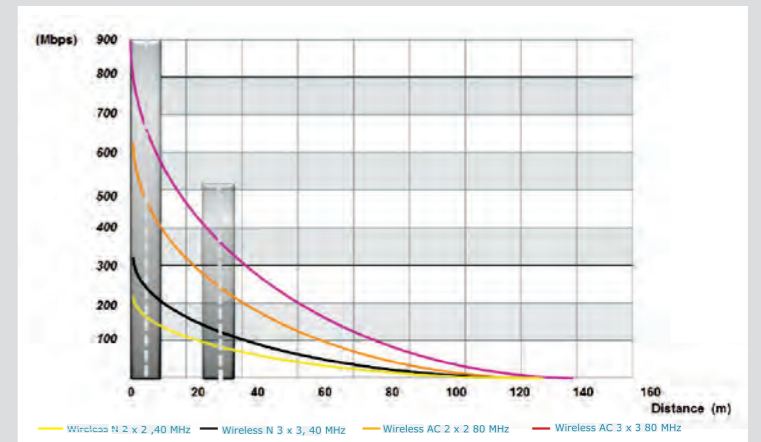
Beamforming also helps to improve range and reliability. The maximum distance supported by Wi-Fi is unchanged at 200-300m, but by concentrating and directing signals, 802.11ac eliminates dead spots, and at the same time, improve signal strength and reliability at all distances.

802.11ac makes it possible to support more devices on the network at the same time, automatically adjusting the wireless signals to provide an optimised connection for each one. Plus, by delivering more data in less time, 802.11ac helps extend battery life on mobile devices, enabling you to get more done between charges.

* When compared with Wireless N300.

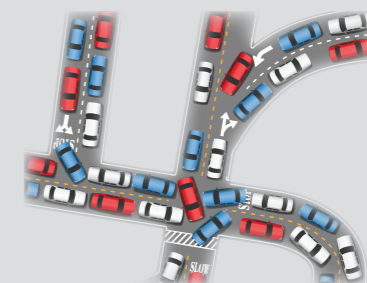


Why it's time to move from Wireless N to Wireless AC



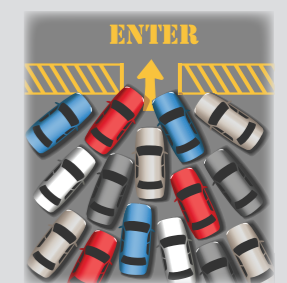
Interference

Most mobile devices and wireless routers currently use the 2.4 GHz frequency which slows down the data transfer rate/overall packet flow.



Congestion

Congestion occurs when too many devices are accessing the network at the same time which slows the speed of the data transfer for everyone.



Why Wireless AC?

Exclusive Use of the 5 GHz Frequency


- With so many devices connected to the 2.4 GHz frequency band, interference has reached a point where it can cripple your data flow and speed.
- The 5 GHz frequency band is less common and Wireless AC uses the 5 GHz band exclusively for its transmission. With fewer devices connected, you get less interference and faster speeds.

Extensibility

- Latest Wireless AC improvements have included standardised 'Beamforming' that synchronises antenna signals to/from the wireless access point for better Wi-Fi performance and range.

Wider Channel Bandwidth

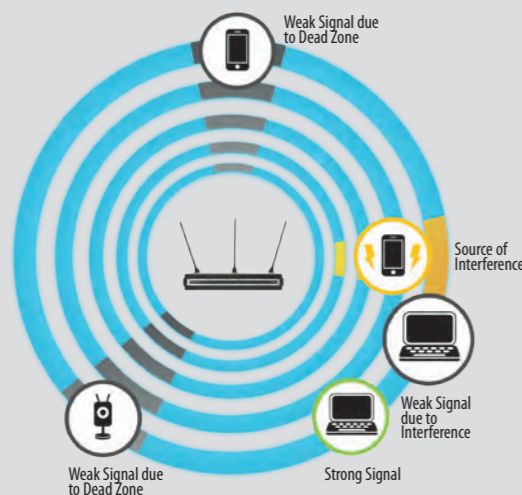
- Previous wireless standards had bands ranging from 20 MHz to 40 MHz. But with Wireless AC, the band has increased to 80 MHz, meaning a wider band for your data to pass through at faster speeds.
- It also offers non-overlapping and higher bandwidth for higher performance and increased signal reliability.



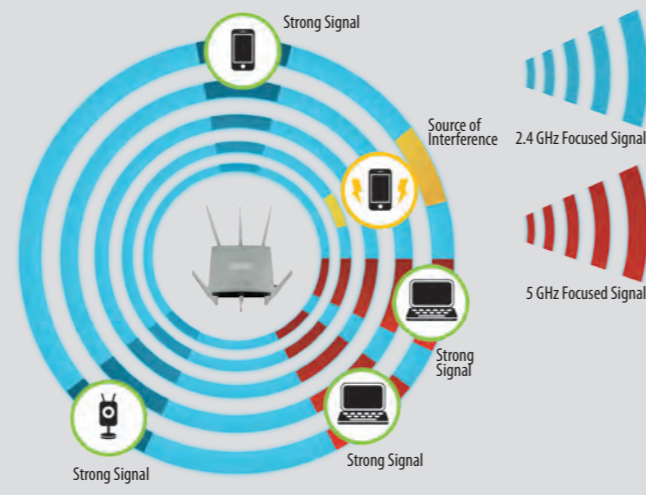
AC SmartBeam™

- AC SmartBeam™ is D-Link's optimised beamforming technology, which targets devices with weak reception by sending a focused signal to the device. This ensures that all the devices within the network get optimised wireless connectivity, no matter where they are.

With a Standard Access Point...



With a D-Link AC SmartBeam™ Router



Range Overview

Standalone Wireless Access Points



Unified Wireless Access Points



Unified Solutions: Wireless Switches and Wireless Controller



*DWS-3160 Series supports 12 Access Points as standard and can be upgraded to 48 Access Points through a license upgrade
 DWC-1000 supports 6 Access Points as standard and can be upgraded to 24 Access Points through a license upgrade
 DWC-2000 supports 64 Access Points as standard and can be upgraded to 256 Access Points through a license upgrade

Network Adapters



Standalone Wireless Access Points

DAP Series

Wireless technology offers businesses flexible and inexpensive ways to send and receive data, cut costs and improve productivity, and D-Link has a range of robust wireless access points that are able to work in both the 2.4 GHz and 5 GHz frequencies. Backwards compatible with all Wi-Fi technologies, our wireless range includes the latest dual-band Wireless AC devices, plenum-rated for mounting on walls and ceilings. Robust enough to be deployed at the very core of your network, they give greatly enhanced reliability and coverage, and include advanced security features to keep you completely safe from intrusion.



DAP-1665 Wireless AC1200 Dual-Band Access Point



Wireless AC

- The latest dual-band 802.11ac technology delivers combined speeds of up to 1200 Mbps, with increased range to reach more places in your office
- Can operate as an access point, bridge, bridge with access point, repeater or wireless client, giving the flexibility to tailor it to your network needs
- Complete set of security encryption standards including WEP, WPA/WPA2, and WPS to safeguard your network against outside intruders
- Gigabit Ethernet port for the fastest wired speeds

DAP-2310 Wireless N Access Point



Central WiFiManager Compatible

- 802.11n connectivity for increased network capacity
- Up to 300 Mbps wireless speeds
- Four products in one: access point, wireless client, WDS (Wireless Distribution System), WDS with AP
- Gigabit Ethernet port for the fastest wired speeds
- Multiple SSID for wireless network segmentation
- VLAN support
- WMM (Wireless Multi Media) to prioritise audio, video and voice applications
- Enhanced security with RADIUS support
- High-power radio design

DAP-2360 Wireless N PoE Access Point



Central WiFiManager Compatible

- High-power single radio design of the antennas reduces dead spots and increases capacity
- Detachable antennas provide optimal wireless coverage in the 2.4 GHz (802.11g and 802.11n) band
- Up to 300 Mbps wireless speeds
- PoE support for convenient installation
- Allows network administrators to deploy a highly manageable and extremely robust 802.11n wireless network

DAP-2553 Wireless N300 Dual-Band PoE Access Point



- Selectable dual-band connectivity for increased network capacity
- Ideal for indoor deployments
- Periodical key change in WPA/WPA2-Personal
- Four products in one: access point, wireless client, WDS (Wireless Distribution System), WDS with AP

DAP-2590 Wireless N Dual-Band PoE Access Point



- Selectable dual-band connectivity for increased network capacity
- Wireless speeds of up to 300 Mbps in both 2.4 GHz and 5 GHz wireless bands
- Four products in one: access point, wireless client, WDS (Wireless Distribution System), WDS with AP
- Rugged metal, plenum-rated housing
- Enhanced network security features with NAP (Network Access Protection) support
- PoE support for one-cable installation

DAP-2690 Wireless N Simultaneous Dual-Band PoE Outdoor Access Point



Central WiFiManager Compatible

- Simultaneous dual-band operation for high-performance wireless connections
- Wireless speeds of up to 300 Mbps in both 2.4 GHz and 5 GHz wireless bands.
- Load balancing with band steering to provide more stable and faster wireless connections
- Four products in one: access point, wireless client, WDS (Wireless Distribution System), WDS with AP
- Rugged metal, plenum-rated housing
- Enhanced network security features with NAP (Network Access Protection) support
- PoE support for one-cable installation

MODEL	DAP-1665	DAP-2310	DAP-2360	DAP-2553	DAP-2590	DAP-2690
WIRED STANDARDS						
IEEE 802.3 10BASE-T	•	•	•	•	•	•
IEEE 802.3u 100BASE-TX	•	•	•	•	•	•
IEEE 802.3ab 1000BASE-T	•	•	•	•	•	•
WIRELESS STANDARDS						
IEEE 802.11a				•	•	•
IEEE 802.11g	•	•	•	•	•	•
IEEE 802.11n	•	•	•	•	•	•
IEEE 802.11ac	•					
Bandsteering Support						•
Simultaneous Dual-Band	•					•
OPERATION MODES						
Access Point Client Mode	•	•	•	•	•	•
Bridge (WDS) Mode	•	•	•	•	•	•
Bridge with Access Point Mode	•	•	•	•	•	•
ANTENNA FEATURES						
Number of Antennas	2	2	2	3	3	4
Gain	2 dBi for 2.4 GHz; 2 dBi for 5 GHz	2 dBi for 2.4 GHz	5 dBi for 2.4 GHz	3 dBi for 2.4 GHz; 5 dBi for 5 GHz	4 dBi for 2.4 GHz; 6 dBi for 5 GHz	4 dBi for 2.4 GHz; 6 dBi for 5 GHz
Detachable	•	•	•	•	•	•
Dipole Antenna	•	•	•	•	•	•
AUTHENTICATION FEATURES						
64/128-Bit WEP	•	•	•	•	•	•
WPA/WPA2-PSK	•	•	•	•	•	•
WPA/WPA2-EAP	•	•	•	•	•	•
TKIP/AES	•	•	•	•	•	•
802.1X User Authentication		•	•	•	•	•
SECURITY FEATURES						
MAC Address Filtering	•	•	•	•	•	•
SSID Broadcast Disable	•	•	•	•	•	•
Rogue AP Detection		•	•	•	•	•
WLAN Partition	•	•	•	•	•	•
802.1Q VLAN		•	•	•	•	•
Multiple SSIDs for Network Segmentation		•	•	•	•	•
GROUPING FEATURES						
Load Balancing		•	•	•	•	•
Link Integrity		•	•	•	•	•
User Limit	•	•	•	•	•	•
QoS FEATURES						
WMM (Wi-Fi Multimedia)	•	•	•	•	•	•
NETWORKING FEATURES						
Auto-Channel Scan	•	•	•	•	•	•
Auto-Power Adjustment						
MANAGEMENT FEATURES						
SNMP		•	•	•	•	•
D-View		•	•	•	•	•
AP Manager Utility		•	•	•	•	•
Configuration through Array		•	•	•	•	•
Telnet		•	•	•	•	•
SSH		•	•	•	•	•
Central WiFiManager		•	•	•	•	•
INSTALLATION FEATURES						
For Outdoor Usage						
802.3af Power over Ethernet (PoE)			•	•	•	•
PoE Injector Included						•

Standalone Wireless Access Points

DAP Series

Wireless technology offers businesses flexible and inexpensive ways to send and receive data, cut costs and improve productivity, and D-Link has a range of robust wireless access points that are able to work in both the 2.4 GHz and 5 GHz frequencies. Backwards compatible with all Wi-Fi technologies, our wireless range includes the latest dual-band Wireless AC devices, plenum-rated for mounting on walls and ceilings. Robust enough to be deployed at the very core of your network, they give greatly enhanced reliability and coverage, and include advanced security features to keep you completely safe from intrusion.



DAP-2660 Wireless AC1200 Simultaneous Dual-Band PoE Access Point



Central WiFiManager
Compatible
Wireless AC

- Harness the power of Wireless AC, enjoying combined wireless speeds of up to 1200 Mbps, perfect for high-demand business applications
- Enhanced dual-band performance with band steering to provide a faster and more stable wireless connection
- Maintain a secure network with a range of features including WPA/WPA2, Wireless LAN segmentation and VLAN support
- Configure to use as an access point, a wireless distribution system (WDS) with access point, a WDS/bridge, or a wireless client

DAP-2695 Wireless AC1750 Simultaneous Dual-Band PoE Access Point



Central WiFiManager
Compatible
Wireless AC

- Super-fast Wireless AC Performance
- Latest Wireless AC technology, fully backwards compatible with existing Wi-Fi standards
- Flexible simultaneous dual-band technology with band steering that automatically makes use of the less-crowded 5 GHz frequency
- Enhanced network security and access control features, as well as wireless segmentation

DAP-3310 Wireless N PoE Outdoor Access Point with PoE Pass-Through



- Built to withstand harsh environments with weatherproof IPX6 standard
- Allows for flexible installation and supplies additional power to another PoE-powered device such as a video surveillance camera
- Multiple operation modes including access point, WDS, WDS with AP, wireless client, wireless repeater, WISP client router or WISP repeater
- Long-distance wireless networking with WDS and WISP
- Secure wireless connectivity with WAP/WPA2

DAP-3410 Wireless N 5 GHz PoE Outdoor Access Point with PoE Pass-Through



- Increase network capacity by adding 5 GHz wireless connectivity for smartphones, notebooks or other portable devices
- Multiple operation modes, including access point, wireless distribution system (WDS), WDS with AP, repeater, wireless client, WISP client router and repeater
- Waterproof to IPX6 standard
- PoE pass-through capability
- Up to 300 Mbps wireless speed
- Industry standard security and encryption

DAP-3690 Wireless N Simultaneous Dual-Band PoE Outdoor Access Point



- Concurrent dual-band 802.11n connectivity
- IP67-rated housing with built-in heater and sensor
- Supports up to 16 SSIDs (8 per radio)
- Enterprise security and management
- Internal and external RADIUS support
- 802.3at Power over Ethernet (PoE) support
- Multiple operation modes, including access point, WDS, WDS with AP, wireless client

DAP-3662 Wireless AC1200 Concurrent Dual-Band Outdoor PoE Access Point



Central WiFiManager
Compatible
Wireless AC

- Wireless AC for super-fast performance
- Flexible simultaneous dual-band technology with band steering that automatically makes use of the less-crowded 5 GHz frequency
- IP68-rated housing provides weatherproofing for the most demanding environments
- Multiple operation modes, including access point, wireless distribution system (WDS), WDS with AP, repeater, wireless client and WDS/Bridge
- Wall- and pole-mounting hardware included
- 802.3af Power over Ethernet (PoE) support



MODEL	DAP-2660	DAP-2695	DAP-3310	DAP-3410	DAP-3690	DAP-3662
WIRED STANDARDS						
IEEE 802.3 10BASE-T	•	•	•	•	•	•
IEEE 802.3u 100BASE-TX	•	•	•	•	•	•
IEEE 802.3ab 1000BASE-T	•	•	•	•	•	•
WIRELESS STANDARDS						
IEEE 802.11a	•	•	•	•	•	•
IEEE 802.11g	•	•	•	•	•	•
IEEE 802.11n	•	•	•	•	•	•
IEEE 802.11ac	•	•	•	•	•	•
Simultaneous Dual-Band	•	•	•	•	•	•
OPERATION MODES						
Access Point Client Mode	•	•	•	•	•	•
Bridge (WDS) Mode	•	•	•	•	•	•
Bridge with AP Mode	•	•	•	•	•	•
ANTENNA FEATURES						
Number of Antennas	4	6	1	1	4	4
Gain	Two x 3 dBi for 2.4 GHz Two x 4 dBi for 5 GHz	Three x 4 dBi for 2.4 GHz Three x 6 dBi for 5 GHz	10 dBi for 2.4 GHz	15 dBi for 5 GHz	5 dBi for 2.4 GHz 7 dBi for 5 GHz	Two x 6 dBi for 2.4 GHz Two x 6 dBi for 5 GHz
Detachable	•	•	•	•	•	•
Dipole Antenna	•	•	•	•	•	•
Embedded Antenna	•	•	•	•	•	•
AUTHENTICATION FEATURES						
64/128-Bit WEP	•	•	•	•	•	•
WPA/WPA2-PSK	•	•	•	•	•	•
WPA/WPA2-EAP	•	•	•	•	•	•
TKIP/AES	•	•	•	•	•	•
802.1X User Authentication	•	•	•	•	•	•
SECURITY FEATURES						
MAC Address Filtering	•	•	•	•	•	•
SSID Broadcast Disable	•	•	•	•	•	•
Rogue AP Detection	•	•	•	•	•	•
WLAN Partition	•	•	•	•	•	•
802.1Q VLAN	•	•	•	•	•	•
Multiple SSIDs for Network Segmentation	•	•	•	•	•	•
GROUPING FEATURES						
Load Balancing	•	•	•	•	•	•
Link Integrity	•	•	•	•	•	•
User Limit	•	•	•	•	•	•
QoS FEATURES						
WMM (WiFi Multimedia)	•	•	•	•	•	•
NETWORKING FEATURES						
Auto-Channel Scan	•	•	•	•	•	•
Auto-Power Adjustment	•	•	•	•	•	•
MANAGEMENT FEATURES						
SNMP	•	•	•	•	•	•
D-View	•	•	•	•	•	•
AP Manager Utility	•	•	•	•	•	•
Configuration through Array	•	•	•	•	•	•
Telnet	•	•	•	•	•	•
SSH	•	•	•	•	•	•
Central WiFiManager	•	•	•	•	•	•
INSTALLATION FEATURES						
For Outdoor Usage	•	•	•	•	•	•
802.3af Power over Ethernet (PoE)	•	•	•	v	•	•
802.3at Power over Ethernet (PoE+)	•	•	•	•	•	•
PoE Injector Included	•	•	•	•	•	•
PoE Pass-Through	•	•	•	•	•	•

Central WiFiManager

CWM-100

Central WiFiManager is D-Link's latest free tool to help network administrators streamline their wireless access point management workflow. Central WiFiManager is an innovative approach to the more traditional hardware-based multiple access point management system and uses a centralised server to both remotely manage and monitor wireless access points on a network. Whether deployed on a local computer or hosted on a public cloud service, Central WiFiManager can be easily integrated into existing networks in conjunction with supporting D-Link wireless access points, to help eliminate existing bottlenecks for wireless traffic.

Extendable, Affordable Business Wireless Solution

Designed from the ground up as a standalone software controller, D-Link's free Central WiFiManager is flexible, robust, and feature-rich. It comes ready to run with many enhanced enterprise wireless access point features to provide a solid wireless network system for customers who need a centralised management controller. Central WiFiManager can be deployed onto a server running Microsoft Windows¹ and can manage up to 500 APs² without any license charges. Central WiFiManager supports a range of D-Link Access Points, as shown on the right.

Robust Security and Management Tools

Central WiFiManager supports multi-site deployment management as well as multi-tenancy management. This allows network administrators to provide different authorities between head and regional offices, and allows service providers to offer a managed wireless network for their customers. Sites can be logically separated with their own configuration, access security, network map, and statistics. For example, a network operations manager could pre-configure APs before dispatching them to regional offices. He can then manage all of the APs on an enterprise intranet, while allowing local administrators to manage only theirs.

Key Features

Web-Based Management

- Software controller that can be installed on a Microsoft Windows computer¹ and accessed through any device with a web browser such as a smartphone, tablet or computer

Multi-Site Management

- Multiple distributed sites can be managed from a central location
- The multi-tenant architecture provides multi-layer management authority

NAT Pass-Through

- Controllers can manage wireless access points in remote locations even if they are behind a NAT device (router or firewall)

Captive Portal and Access Control

- Supports local DB, external RADIUS, LDAP, POP3 and Wi-Fi passcode authentication
- Supports user access control







Auto Radio Frequency (RF) Management

- Supports automatic channel and output power optimisation

Bandwidth Optimisation

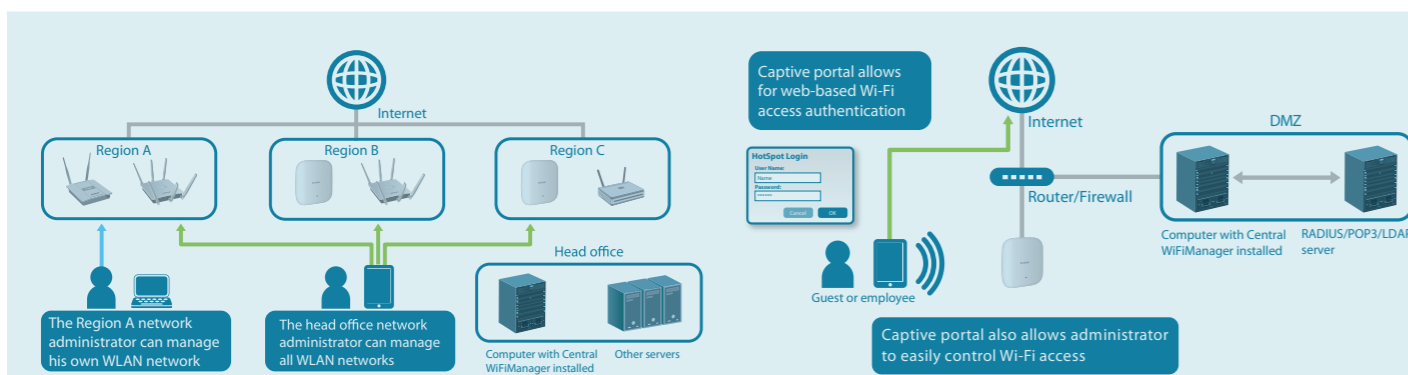
- Optimises wireless bandwidth

INDOOR WIRELESS ACCESS POINTS COMPATIBLE WITH CENTRAL WiFiMANAGER

	11AC DUAL BAND			11N DUAL BAND		11N SINGLE BAND
						
MODEL	DAP-2695	DAP-2660	DAP-3662	DAP-2690	DAP-2360	DAP-2310
Indoor/Outdoor	Indoor	Indoor	Outdoor	Indoor	Indoor	Indoor
H/W Version	A1	A1	A1	B1	B1	B1
IEEE Standard	802.11a/b/g/n/ac	802.11a/b/g/n/ac	802.11a/b/g/n/ac	802.11a/b/g/n	802.11b/g/n	802.11b/g/n
2.4 GHz Speed	450 Mbps	300 Mbps	300 Mbps	300 Mbps	300 Mbps	300 Mbps
5 GHz Speed	1300 Mbps	900 Mbps	900 Mbps	300 Mbps		
Number of SSIDs	16 (8 per radio)	16 (8 per radio)	16 (8 per radio)	16 (8 per radio)	8	8
Ethernet Interface	2 x Gigabit Ethernet	1 x Gigabit Ethernet	2 x Gigabit Ethernet	1 x Gigabit Ethernet	1 x Gigabit Ethernet	1 x Gigabit Ethernet
PoE Standard	802.3at (PoE +)	802.3af (PoE)	802.3af (PoE)	802.3af (PoE)	802.3af (PoE)	
Max Tx Power	27.5 dBm	2.4 GHz: 28 dBm 5 GHz: 26 dBm	26 dBm	23 dBm	26 dBm	26 dBm
Antenna Type	External	Internal	Internal	External	External	External
Antenna Gain	2.4 GHz: 4 dBi 5 GHz: 6 dBi	2.4 GHz: 3 dBi 5 GHz: 4 dBi	2.4 GHz: 6 dBi 5 GHz: 6 dBi	2.4 GHz: 4 dBi 5 GHz: 6 dBi	2.4 GHz: 5 dBi	2.4 GHz: 2 dBi
Mounting Type	Wall/Desktop	Ceiling/Wall/Desktop	Wall/Pole	Wall/Desktop	Wall/Desktop	Wall/Desktop
Security Lock	•	•	•	•	•	•
Power Adapter	48 V / 0.5 A	12 V / 1 A	48 V / 0.5 A	48 V / 0.5 A	12 V / 1 A	12 V / 1 A
Maximum Power Consumption	18.2 W	11 W	12.5 W	10.67 W	7.9 W	6.5 W
PoE Kit in Package	•		•	•		

TECHNICAL SPECIFICATIONS

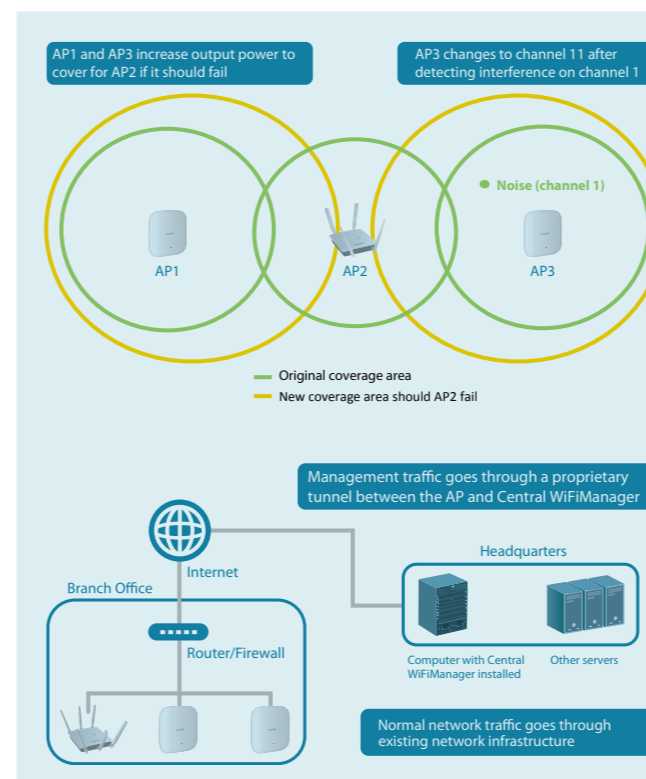
WLAN MANAGEMENT	
Maximum APs per Device (Controller)	500 ²
WLAN Management Features	AP Grouping, Multi-Tenancy, Visualised Topology, NAT Pass-Through
AP-Controller Connection Mode	Bridge Mode
USER AUTHENTICATION	
Guest Portal	Captive Portal
Authentication Method	Local, POP3, RADIUS, LDAP, Voucher
Hotspot Features	Built-in Support for Voucher-Based Authentication Built-in Hotspot Manager for Voucher Creation and Guest Management Rate limiting and bandwidth control for guest and hotspot portal
WIRELESS FEATURES	
RF Management and Control	Auto Output Power Control, Auto Channel, Self-Healing Around Failed APs
Multiple SSIDs per Radio(AP)	8
Advanced Wireless Features	Band steering, L2 roaming, Bandwidth Optimisation
WIDS System	Rogue AP Detection
SYSTEM MANAGEMENT	
Management Interface	Web-Based User Interface
Minimum System Requirements	Computer running Microsoft Windows 7 or Windows Server 2008/2012
Online Check	Firmware, Module
Scheduling	Firmware Update, Configuration Update



For wireless access, D-Link SMB APs can support 8 SSIDs per radio, which means administrators can use one SSID to create a guest network for visitors. Central WiFiManager expands on that built-in feature and allows for multiple user authentications. Access controls can be configured per SSID as well, allowing network administrators to configure separate internal networks for different subnets. This means that more advanced value-added services such as a captive portal or Wi-Fi hotspot can be used to

help manage traffic. Unlike traditional hardware controller solutions for managing wireless APs, Central WiFiManager has a much lower initial investment cost as it comes bundled with six of D-Link's APs and there are no per-AP license charges. With the simple-to-use installation tool, it is easy to expand the wireless network in the future. Adding devices to Central WiFiManager is done automatically when new access points are discovered on the network, allowing new devices to be quickly managed and deployed.

Central WiFiManager also automatically manages RF output for multiple access points, optimising the number of available wireless channels and coverage. This results in reduced channel interference and provides faster total bandwidth throughput and connection reliability. By optimising the coverage area and connection quality, Central WiFiManager enables network administrators to provide a better wireless service at a lower deployment cost, resulting in a higher return on investment.



Deploying Central WiFiManager is also much simpler compared to traditional hardware controller solutions as it can be installed on any server running a recent version of Microsoft Windows¹. Central WiFiManager software operates transparently on the network, meaning the access point can be deployed anywhere in a customer's Layer-2/3 environment. Management traffic to and from the target access points will go through an authorised tunnel to Central WiFiManager while normal network traffic will go through the existing networking infrastructure unimpeded. The Central WiFiManager management interface is also remotely accessible via its built-in web server, so administrators can use a web browser to connect to computers with Central WiFiManager installed to manage their WLAN network and wireless access points from anywhere.

FREE with selected D-Link Access Points

¹ Supported Operating Systems: Microsoft Windows 7 or Windows Server 2008/2012.

² Number of wireless access points supported depends on the specification of the computer on which Central WiFiManager is installed. To support 500 APs, a computer with at least an Intel Core i5 3.2 GHz with 4 GB RAM and 2 TB hard drive is recommended.

Unified Wireless Access Points

DWL Series

D-Link's Unified Wireless Access Points are highly manageable and scalable with high data transmission speeds, optional support for Power over Ethernet and advanced security features.



Managed Mode

- Centralised management
- Centralised firmware dispatch
- Auto-power adjustment
- Dynamic auto-channel selection
- Layer 2 Fast roaming
- Layer 3 Fast roaming
- Captive portal

Managed and Standalone Mode

- WEP/WPA/WPA2 security
- Rogue AP detection
- Station isolation
- MAC address filtering
- AP load balancing set-up
- Wi-Fi Multimedia (WMM)
- SpectraLink voice priority
- Local storage of configuration

Standalone Mode

- Local storage of configuration

DWL-2600AP Unified Wireless N PoE Access Point



- Wireless performance of up to 300 Mbps network throughput
- Self-configuring cluster enables easier provisioning
- Up to 16 virtual access points (VAP) may be created from a single unit
- Load balancing to optimise high network traffic volume and redundancy
- Supports the latest standards in Wi-Fi security

DWL-3600AP Unified Wireless N PoE Access Point



- Expand a Wi-Fi network to cover a larger area
- Load balancing to optimise high network traffic volume and redundancy
- 802.11n connectivity for increased network capacity
- Supports the latest standards in Wi-Fi security to identify and track assets equipped with an Aerescout Radio Frequency ID (RFID) tag.

DWL-6600AP Unified Wireless N Simultaneous Dual-Band PoE Access Point



- Concurrent dual-band – works in 2.4 GHz and 5 GHz simultaneously
- Flexible deployment – stand-alone or centrally managed by a wireless controller
- Wireless performance of up to 300 Mbps network throughput in each band
- Self-configuring cluster enables easier provisioning
- Automatic load-balancing among neighbouring access points

DWL-6700AP Unified Simultaneous Dual-Band PoE Outdoor 5GHz Bridging Access Point



- Concurrent dual-band – works in 2.4 GHz and 5 GHz simultaneously
- 5 GHz directional high-gain antennas deliver extended coverage via WDS connections and 2.4 GHz omnidirectional antennas provide local Wi-Fi access
- An all-in-one plastic enclosure with pole-mount design simplifies outdoor deployment and a remote reset button via a PoE injector for hassle-free reboots

DWL-8600AP Unified Wireless N Simultaneous Dual-Band PoE Access Point



- Green technology for advanced power saving
- Supports advanced wireless functions
- Flexible dual-band wireless connectivity
- Optimal wireless performance
- Total security and Quality of Service(QoS)

DWL-8610AP Unified Wireless AC1750 Dual-Band Access Point



Wireless AC

- Harness the power of Wireless AC, enjoying combined wireless speeds of up to 1750 Mbps, perfect for high-demand business applications
- Enhanced dual-band performance with band steering to provide a faster and more stable wireless connection
- AC SmartBeam™ technology greatly improves wireless performance by focusing wireless signals, providing wider wireless coverage without the need for additional access points.

MODEL	DWL-2600AP	DWL-3600AP	DWL-6600AP	DWL-6700AP	DWL-8600AP	DWL-8610AP
WIRELESS STANDARDS						
IEEE 802.11a			•	•	•	•
IEEE 802.11g	•	•	•	•	•	•
IEEE 802.11n	•	•	•	•	•	•
IEEE 802.11ac						•
Simultaneous Dual-Band			•	•	•	•
WIRED STANDARDS						
IEEE 802.3 10BASE-T	•	•	•	•	•	•
IEEE 802.3u 100BASE-TX	•	•	•	•	•	•
IEEE 802.3ab 1000BASE-T		•	•	•	•	•
OPERATION MODES						
AP Client Mode						
Bridge (WDS) Mode	•	•	•	•	•	•
Bridge with AP Mode	•	•	•	•	•	•
ANTENNA FEATURES						
No. of Antennas	Internal	Internal	Internal	Internal	4	Internal
Gain	3 dBi for 2.4 GHz	4.7 dBi for 2.4 GHz	5 dBi for 2.4 GHz; 6 dBi for 5 GHz	8 dBi for 2.4 GHz; 3 dBi for 5 GHz	4 dBi for 2.4 GHz; 6 dBi for 5 GHz	5 dBi for 2.4 GHz; 6.5 dBi for 5 GHz
Detachable			Connectors for External Antennas		•	
Dipole Antenna	•	•	•	•	•	•
Embedded Antenna	•	•	•	•		•
AUTHENTICATION FEATURES						
64/128-Bit WEP	•	•	•	•	•	•
WPA/WPA2-PSK	•	•	•	•	•	•
WPA/WPA2-EAP	•	•	•	•	•	•
TKIP/AES	•	•	•	•	•	•
802.1X User Authentication	•	•	•	•	•	•
SECURITY FEATURES						
MAC Address Filtering	•	•	•	•	•	•
SSID Broadcast Disable	•	•	•	•	•	•
Rogue AP Detection	•	•	•	•	•	•
WLAN Partition	•	•	•	•	•	•
802.1Q VLAN	•	•	•	•	•	•
Multiple SSIDs for Network Segmentation	•	•	•	•	•	•
GROUPING FEATURES						
Load Balancing	•	•	•	•	•	•
Link Integrity	•	•	•	•	•	•
User Limit	•	•	•	•	•	•
QoS FEATURES						
WMM (Wi-Fi Multimedia)	•	•	•	•	•	•
NETWORK FEATURES						
Auto-Channel Scan	•	•	•	•	•	•
Auto-Power Adjustment		•	•	•	•	•
MANAGEMENT FEATURES						
SNMP	•	•	•	•	•	•
D-View		•	•	•	•	•
AP Manager Utility	•	•	•	•	•	•
Configuration through Array	•	•	•	•	•	•
Telnet	•	•	•	•	•	•
SSH	•	•	•	•	•	•
Management via Wireless Controller/Unified Switch	•	•	•	•	•	•
Supported D-Link Wireless Controller/Unified Switch models	DWC-1000 DWC-2000 DWS-3160 DWS-4026	DWC-1000 DWC-2000 DWS-3160 DWS-4026	DWC-1000 DWC-2000 DWS-3160 DWS-4026	DWC-1000 DWC-2000 DWS-3160 DWS-4026	DWC-1000 DWC-2000 DWL-3024/3024L DWS-3160, DWS-4026	DWC-1000 DWC-2000 DWS-3160 DWS-4026
INSTALLATION FEATURES						
Indoor/Outdoor	Indoor	Indoor	Indoor	Outdoor (IP-55 rated)	Indoor	Indoor
Plenum rated (UL-2043)		•	Optional		•	•
802.3af Power over Ethernet (PoE)	•	•	•		•	•
PoE Injector Included					•	

Unified Wired/Wireless Access System

DWS-3160 Series

The DWS-3160 Unified Layer 2+ Gigabit Wired/Wireless Switch is the ideal mobility solution for businesses, since it empowers administrators to exercise total control over their entire wireless network(s) by centralising all aspects of provisioning and management. Able to manage up to 48 D-Link unified access points by itself and up to 192 in a switch cluster, the DWS-3160 models can be configured to act either as a wireless controller in the core network, or as a Layer 2+ Gigabit Switch at the edge, enabling it to be seamlessly integrated into any existing network infrastructure.



Principle Product Features

DWS-3160-24TC

- 10/100/1000BASE-T ports x 20
- Combo 10/100/1000BASE-T/SFP ports x 4
- Console (RJ45) port x 1
- Management of up to 12 access points per switch
- Upgrade licenses for up to 48 access points per switch
- Up to 192 access points per switch cluster
- Automatic access point transmit output power adjustment

DWS-3160-24PC

- 10/100/1000BASE-T PoE ports x 20
- Combo 10/100/1000BASE-T/SFP ports x 4
- Console (RJ45) port x 1
- 802.3af (PoE) and 802.3at (PoE)+ support
- 370 W PoE power budget (760 W with DPS-700 RPS)
- Management of up to 12 access points per switch
- Upgrade licenses for up to 48 access points per switch
- Up to 192 access points per switch cluster
- Automatic access point transmit output power adjustment

Optional Accessories

Optional Software Image Upgrade Licenses

DWS-316024TCP12-LIC	DWS-3160-24TC Additional 12 Access Points Support License
DWS-316024TCP24-LIC	DWS-3160-24TC Additional 24 Access Points Support License
DWS-316024PCAP12-LIC	DWS-3160-24PC Additional 12 Access Points Support License
DWS-316024PCAP24-LIC	DWS-3160-24PC Additional 24 Access Points Support License

Optional Redundant Power Supplies

DPS-200	60 W Redundant Power Supply for DWS-3160-24TC
DPS-700	589 W Redundant Power Supply For DWS-3160-24PC

SFP Transceivers


DEM-210	100BASE-FX, Single-Mode, 15 km
DEM-211	100BASE-FX, Multi-Mode, 2 km
DEM-310GT	1000BASE-LX, Single-Mode, 10 km
DEM-311GT	1000BASE-LX, Multi-Mode, 550 m
DEM-312GT2	1000BASE-LX, Multi-Mode, 2 km
DEM-314GT	1000BASE-LX, Single-Mode, 50 km

Optional Management Software

DV-700	D-View 7 Network Management System
--------	------------------------------------

Key Series Features

- Management of up to 12 access points per switch
- Upgrade licenses for up to 48 access points per switch
- Up to 192 access points per switch cluster
- Automatic access point RF channel adjustment
- Automatic access point transmit output power adjustment
- Centralised access point firmware upgrade



MODEL	DWS-3160-24TC	DWS-3160-24PC	
Interfaces	10/100/1000BASE-T (RJ45) Combo 1000BASE-T/SFP	20 4	
General Features	Switching Capacity	48 Gbps	
	Maximum Forwarding Rate	35.71 Mpps	
	Forwarding Mode	Store-and-Forward	
	Packet Buffer Memory	2 MB	
	MTBF	561,829 Hours	282,541 Hours
Console Port	RJ45		
WLAN Management Capability	Centralised		
Roaming	Fast Roaming; Intra-Switch/Inter-Switch Roaming; Intra-Subnet/Inter-Subnet Roaming		
Access Control and Bandwidth Management	Up to 32 SSID per AP (16 SSID per Frequency Band) AP Load Balancing based on the number of users or AP utilisation Flexible Mapping Schemes		
Managed Access Point	DWL-2600AP, DWL-3600AP, DWL-6600AP, DWL-8600AP, DWL-8610AP		
Access Point Management	AP Auto-Discovery Remote AP Reboot AP Monitoring: List Managed AP, Rogue AP, Authentication Failed AP Client Monitoring: List Clients Associated with each Managed AP Ad-Hoc Client Monitoring AP Authentication Supporting Local Database and External RADIUS Server Centralised RF/Security Policy Management Automatic AP RF Channel Adjustment Automatic AP Transmit Output Power Adjustment Centralised Firmware Upgrade		
WLAN Security	WPA Personal/Enterprise WPA2 Personal/Enterprise 64/128/152-Bit WEP Data Encryption MAC Authentication Station Isolation Wireless Station and AP Monitoring based on RF Channel, MAC Address, SSID, Time Rogue AP and Client Detection and Mitigation Captive Portal Security Profile 802.1X Support Guest VLAN		
Layer 2 Features	MAC Address Table: 16,000 IGMP Snooping; MLD Snooping 802.1D/w/s SpanningTree; 802.3ad Link Aggregation; 802.1ab LLDP Port Mirroring (One-to-One and Many-to-One) Jumbo Frame Size: up to 13 KB		
Virtual LAN (VLAN)	Static VLAN Groups: 3,965 802.1q VLAN Tagging; 802.1v Subnet-basedVLAN; MAC-basedVLAN GVRP; Double VLAN; VoiceVLAN		
Layer 3 Features	IPv4/v6 Static Route RoutingTable Size: 512 Static Routes VRRP; ARP Proxy		
Quality of Service (QoS)	Voice VLAN Wireless Multimedia (WMM) 802.1p Priority Queues CoS-based QoS Per-Flow Bandwidth Control Per-Port Traffic Shaping Minimum Bandwidth Guarantee		
Access Control List (ACL)	ACL Based on: Switch Port, MAC Address, 802.1p Queues, VLAN, Ether Type, DSCP, IP Address, Protocol Type, TCP/UDP Port RADIUS Authentication Management Access TACACS+ Authentication for Management Access SSH & SSL Support		
LAN Security	MAC Filtering: 802.1x Port-Based Access Control & Guest VLAN Denial of Service Protection Dynamic ARP Inspection Protected Port Broadcast Storm Control Access Control List		
Management Methods	Management of up to 12 Access Points per Switch Upgrade Licenses for up to 48 Access Points per Switch Up to 192 APs per Switch Cluster Single IP Management (SIM) SSH; SSL; SNMP v1, 2c, 3; sFlow; Dual Image Support Web GUI; Command Line Interface		
Physical and Environment	Dimension	440 x 210 x 44 mm	440 x 310 x 44 mm
	Weight	2.55 kg	5.24 kg
	Maximum Power Consumption	37.7 W	467 W (Full PoE Load)
	PoE		802.3af PoE
	PoE Power Budget		30 W per Port; 370 W Total (740 W with DPS-700)
	Redundant Power Supply	DPS-200	DPS-700
Operating Temperature	0°C to 50°C		
Operating Humidity	10% to 90% RH Non-Condensing		
Certification	EMI-EMC	FCC Class A, CE; ICES-003, C-Tick, VCCI	
	Safety	UL/cUL; CB	

Unified Wired/Wireless Access System

DWS-4026

The DWS-4026 is D-Link's next-generation Unified Wired/Wireless Gigabit Switch with an array of advanced features and 802.11n support. With the ability to manage up to 64 unified wireless access points by itself and up to 256 unified wireless access points in a switch cluster, the DWS-4026 is a full-featured and cost-effective mobility solution for mid-to-large enterprises and service providers. Extremely versatile and flexible, the DWS-4026 can be deployed as a wireless controller in the core network or as a Layer 2+ PoE Gigabit switch at the edge, depending on the requirement. By centralising WLAN configuration and management functions, the DWS-4026 enables network administrators to have the control, security, redundancy, and reliability needed to scale and manage their wireless networks easily and efficiently.



Principle Product Features

DWS-4026

- 10/100/1000BASE-T PoE ports x 20
- Combo 10/100/1000BASE-T/SFP ports x 4
- 802.3af (PoE) support (24 Ports)
- 10 Gigabit expansion slots x 2
- Redundant power supply support
- Up to 256 APs per cluster/peer group

Optional Accessories

Modules

DEM-410X	1-Port 10 Gigabit XFP Module
DEM-410CX	1-Port 10 Gigabit CX4 Module

10 Gigabit Ethernet XFP Transceivers

DEM-421XT	10GBASE-SR, MMF; 300m
-----------	-----------------------

Gigabit Ethernet SFP Transceivers

DEM-310GT	1000BASE-LX, SMF/MMF; 10km/2km
DEM-311GT	1000BASE-SX, MMF; 550m
DEM-312GT2	1000BASE-SX, MMF; 2km
DEM-314GT	1000BASE-LH, SMF; 50km

Optional Management Software

DV-700	D-View 7 Network Management System
--------	------------------------------------

Wireless Management

- L2/L3 fast roaming
- Intra-switch/inter-switch roaming
- Centralised security policy/AP/client
- Management and monitoring
- Adaptive wireless
- Automatic RF channel adjustment
- Automatic AP transmit output power adjustment
- AP-AP Tunnel
- AP load balancing
- AP auto-discovery and firmware dispatch
- AP authentication
- RF self-healing
- Auto-VoIP
- Wi-Fi multimedia (WMM)
- SpectraLink Voice Priority (SVP)
- Remote AP reboot
- Visualised AP management tool
- Wireless Intrusion Detection and Prevention System (WIDS/WIPS)
- Rogue AP/client detection and mitigation
- WPA/WPA2 Personal/Enterprise
- Captive portal
- Station isolation

Wired Management

- Internet Group Management Protocol (IGMP) snooping
- Link Layer Discovery Protocol (LLDP)
- LLDP-Media Endpoint Discovery (LLDP-MED)
- Double VLAN (Q-in-Q)
- Selective Q-in-Q
- Subnet-based VLAN
- IPv4 static route
- Routing Information Protocol (RIP)
- Virtual Router Redundancy Protocol (VRRP)
- Quality of Service (QoS)
- Traffic shaping
- Bandwidth control
- Access Control List (ACL)
- 802.1X Port-based Access Control
- Guest VLAN
- Broadcast Storm Control



MODEL	DWS-4026	
IEEE LAN Standard	802.3; 802.3u; 802.3z; 802.3ab; 802.3ae; 802.3af	
Interfaces	10/100/1000BASE-T (RJ45)	20 (PoE)
	Combo 1000BASE-T/SFP	4
	10 Gigabit Slot	2
	XFP Module	DEM-410X
Stackability	CX4 Module	DEM-410CX
	Physical Stack	Via CX4/XFP Module; Duplex Chain/Ring Topology; Bi-Directional Redundant Stacking Topology; Up to 40 Gbps (Full Duplex); Up to 12 Units per Stack
General Features	Switch Capacity	88 Gbps
	Forwarding Rate	65.47 Mpps (Maximum)
	Forwarding Mode	Store-and-Forward
	Buffer Memory	750 KB
	MTBF	185,540 Hours
Console Port	Female RS-232 DB-9 Console for Out-of-Band Configuration	
WLAN Management Capability	Max. 64 APs per Switch; Max. 256 APs per Cluster; Max. 2048 Wireless Users (1024 Tunneled, 2048 Non-Tunneled)	
Roaming	Fast Roaming (Wireless Adapter needs to support too); Intra-Switch / Inter-Switch Roaming; Intra-Subnet / Inter-Subnet Roaming; AP-AP-Tunnel	
Access Control and Bandwidth Management	Max. 32 SSID per AP (16 SSID per RF Frequency Band); AP Load Balancing Based on the number of users or utilisation per AP	
Managed Access Point	DWL-2600AP, DWL-3600AP, DWL-6600AP, DWL-8600AP, DWL-8610AP	
Access Point Management	AP Auto-Discovery	
	Remote AP Reboot	
	AP Monitoring: List Managed AP, Authentication Failed AP, Rogue AP	
	Ad-Hoc Clients Monitoring	
WLAN Security	Client Monitoring: List Clients Associated with Each Managed AP	
	AP Authentication Supporting Local Database and External RADIUS Server	
	Centralised RF/Security Policy Management	
	Visualised AP Management Tool (Support up to 16 JPG Files)	
	Unified AP Support (DWL-8600AP): Managed/Standalone Mode	
	Wireless Intrusion Detection and Prevention System (WIDS)	
	Rogue AP Mitigation	
	64/128-Bit WEP Data Encryption	
	Rogue and Valid AP Classification Based on MAC Address	
	WPA Personal/Enterprise	
Layer 2 Features	WPA2 Personal/Enterprise	
	Wireless Station and AP Monitoring on RF Channel, MAC Address, SSID, Time	
	Captive Portal	
	Station Isolation	
	Encryption Type Support: WEP, WPA, Dynamic WEP, TKIP, AES-CCMP, EAP-FAST, EAP-TLS, EAP-TTLS, EAP-MD5, PEAP-GTC, PEAP-MS-CHAPv2, PEAP-TLS	
	MAC Authentication	
	MAC Address Table: 8000	
	IGMP Snooping: 1000 Multicast Groups	
	MLD Snooping	
	802.1D STP; 802.1s Rapid STP; 802.1w Multiple STP	
Virtual LAN (VLAN)	802.3ad Link Aggregation: Max. 32 Groups, Max. 8 Ports per Group	
	Jumbo Frame: Max. 9 KBytes; 802.1ab Link Layer Discovery Protocol (LLDP); LLDP-MED	
	Port Mirroring: One-to-One, Many-to-One	
	Flow Control: 802.3x in Full Duplex, Back Pressure in Half Duplex, Head-of-Line Blocking Prevention	
Layer 3 Features	802.1Q Tagged VLAN	
	802.1v Protocol VLAN	
	Static VLAN Groups: 3,965	
Quality of Service (QoS)	Subnet-Based VLAN	
	GARP VLAN Registration Protocol (GVRP)	
	MAC-Based VLAN; Double VLAN; Voice VLAN	
	IPv4 Static Route; Routing Table Size: Max. 128 Static Routes	
Access Control List (ACL)	Floating Static Route; Proxy Address Resolution Protocol (ARP)	
	Virtual Router Redundancy Protocol (VRRP); Routing Information Protocol (RIP) v1/v2	
LAN Security	802.1p Priority Queues (Max. 8 Queues per Port)	
	Auto-VoIP; Minimum Bandwidth Guarantee per Queue	
	Traffic Shaping per Port; Per-Flow Bandwidth Control	
Management Methods	CoS Based on: Switch Port, VLAN, DSCP, TCP/UDP Port, TOS, Dest/Source MAC Address, Dest/Source IP Address	
	ACL Based on: Switch Port, MAC Address, 802.1p Queues, VLAN, Ether Type, DSCP, IP Address, Protocol Type, TCP/UDP Port	
	RADIUS and TACACS+ Authentication for Management Access	
	Secure Shell (SSH) v1/v2; Secure Sockets Layer (SSL) v3	
Physical and Environment	Transport Layer Security (TLS) v1; MAC Filtering; Denial of Service Protection; Dynamic ARP Inspection (DAI)	
	Port Security: 20 MAC per Port, Port Violation Notification; 802.1X Port-Based Access Control and Guest VLAN	
	Broadcast Storm Control in Granularity of 1% of Link Speed; DHCP Snooping; Protected Port; DHCP Filtering	
	Web-Based GUI; Switch Clustering; RADIUS Accounting; Command Line Interface (CLI); Telnet Client	
	TFTP Client; Telnet Server: Max. 5 Sessions; sFlow	
	BootP/DHCP Client; DHCP Server; DHCP Relay; Dual Images	
	Port Description; Multiple Configuration Files; Dual Image Services	
	Simple Network Management Protocol (SNMP) v1/v2c/v3; Remote Monitoring (RMON) v1; Simple Network Time Protocol (SNTP); System Log	
	19in; 1U Rack-Mountable; 440 x 389 x 44 mm (W x D x H)	
	Dimension	
Certification	Weight	
	6 Kg	
	Power Input	
	Input: 100-240 V AC, 50/60Hz; Internal Universal Power Supply	
	Maximum Power Consumption	
	525 W (With All PoE Ports in Operation)	
	PoE	
	802.3af (PoE)	
	PoE Power Budget	
	15.4 W per Port; 370 W Total	
Safety	RPS	
	DPS-700	
	Operating Temperature	
	0°C to 40°C	
Operating Humidity		
10% to 90% RH Non-Condensing		
EMI-EMC		
FCC Class A; CE; VCCI; C-Tick; ICES-003; EN 60601 1-2		

Wireless Controllers

DWC Series

The DWC Series of wireless controllers is designed for centralised wireless LAN management, developed specifically for businesses, education and medium-to-large enterprises that are looking for an easy-to-use, scalable solution to manage and configure their wireless network(s).

With the ability to manage up to six wireless access points (upgradable to 24) and a maximum of 96 wireless access points in a controller cluster, the DWC-1000 is a cost-effective mobility solution for businesses. Its auto-managed AP discovery and single-point management allows you to establish an enterprise-class system without the burden of executing massive and complex configurations. With a robust and comprehensive security detection system, the DWC-1000 also enables managed APs to block potential attacks from unauthorised users and devices, especially for wireless environments.

Its bigger brother, the DWC-2000, has the ability to manage up to 64 (upgradable to 256) wireless access points and up to a maximum of 1,024 wireless access points in a controller cluster, so is suitable for medium- to large-scale deployments. It also features auto-managed AP discovery and single-point management, and the guest account generation function manages guest users' bandwidth and accessibility to network resources. Again, the robust and comprehensive security detection system manages associated APs by blocking potential attacks from unauthorised users and appliances, which is particularly crucial in wireless environments.



Principle Product Features

DWC-1000

- 10/100/1000BASE-T LAN ports x 4
- 10/100/1000BASE-T option (WAN) ports x 2
- USB 2.0 ports x 2
- Manage up to 24 access points per cluster
- Upgrade to 96 access points per cluster

DWC-2000

- 10/100/1000BASE-T LAN ports x 4
- Combo 10/100/1000BASE-T/SFP ports x 4
- USB 2.0 ports x 2
- Manage up to 64 access points
- Upgradable to 256 access points
- Manage up to a maximum of 1,024 access points in a controller cluster

Optional Accessories

Upgrade licenses:
 DWC-1000-VPN-LIC DWC-1000 Additional Six Access Points Support License
 DWC-1000-6AP-LIC DWC-1000 VPN Security License
 DWC-2000-AP32-LIC DWC-2000 Additional 32 Access Points Support License
 DWC-2000-AP64-LIC DWC-2000 Additional 64 Access Points Support License
 DWC-2000-AP128-LIC DWC-2000 Additional 128 Access Points Support License

Optional Management Software
 DV-700 D-View 7 Network Management System

Key Series Features

- Integrated appliance for centralised wireless network management
- Integrates seamlessly in any network infrastructure – no modifications required
- An ideal solution to move to Wireless N or Wireless AC from legacy technologies
- Upgrade licenses – pay only for the functionality that you need
- Support for up to 64 access points; upgradable to up to 256 access points
- Dynamic wireless network adjustment to ensure top performance at all times
- Can be connected directly to the Internet – ideal for branch offices
- Upgrade licenses available for extra VPN and firewall functionality
- Easy-to-use web interface and straightforward configuration
- USB ports for file and printer sharing
- Enhanced security with captive portal and RADIUS support

MODEL		DWC-1000	DWC-2000
Interfaces	Ethernet	10/100/1000BASE-T Option (WAN) Ports 10/100/1000BASE-T LAN Ports Combo 10/100/1000BASE-T/SFP Ports	2 ¹ 4
	USB 2.0 Ports	2	2
	RJ45 Console Port	-	-
Capacity and Performance	Maximum Access Points per Unit (Default/Upgrade)	6 / 24 ²	64 / 256 ²
	Maximum Access Points per Cluster (Default/Upgrade)	24 / 96 ²	256 / 1024 ²
	Concurrent Captive Portal Authentication Users (Wired/ Wireless)	124 / 400	3072
	Dedicated IPsec VPN Tunnels ³	70	
	Dedicated PPTP/ L2TP VPN Tunnels ³	25	
	Dedicated SSL VPN Tunnels ³	20	
Access Point Management	Compatible Managed APs	DWL-2600AP, DWL-3600AP, DWL-6600AP, DWL-8600AP, DWL-8610AP	DWL-2600AP, DWL-3600AP, DWL-6600AP, DWL-8600AP, DWL-8610AP
	AP Discovery & Control	Layer-2 and Layer-3	Layer-2 and Layer-3
	AP Monitoring	Managed AP Rogue AP Authentication Fail AP Standalone AP	Managed AP Rogue AP Authentication Fail AP Standalone AP
	Client Monitoring	Authenticated Client Rogue Client Authentication Fail Client Ad-Hoc Client	Authenticated Client Rogue Client Authentication Fail Client Ad-Hoc Client
	Centralised RF/Security Policy Management	-	-
Roaming	Fast Roaming	-	-
	Intra-Controller / Inter-Controller Roaming	-	-
	Intra-Subnet / Inter-Subnet Roaming	-	-
Security	Wireless Security	WEP Dynamic WEP WPA Personal/ Enterprise WPA2 Personal/ Enterprise	WEP Dynamic WEP WPA Personal/ Enterprise WPA2 Personal/ Enterprise
	Wireless Instruction Detection & Prevention System (WIDS)	Rogue and Valid AP Classification Rogue AP Mitigation	Rogue and Valid AP Classification Rogue AP Mitigation
	LAN Security	802.1x Port-Based Access Control and Guest VLAN	802.1x Port-Based Access Control and Guest VLAN
	Authentication	Captive Portal MAC Authentication	Captive Portal MAC Authentication
VLAN	VLAN Group	255 Static	255 Static
	802.1q VLAN Tagging	-	-
	Subnet-Based VLAN	-	-
	Port-Based VLAN	-	-
Firewall System ³	Policy	Each Feature Supports 100 Rules Supports up to 600 Firewall Rules	
	Dynamic Route	RIPv1, RIPv2	
	Dynamic DNS	-	
	NAT, PAT	-	
	Web Content Filtering	Static URL Keywords	
Networking ³	Route Failover	-	
	Outbound Load Balancing	-	
Virtual Private Network (VPN) ³	Encryption Methods	DES, 3DES, AES, Twofish, Blowfish, CAST-128, NULL	
	IPsec NAT Traversal	-	
	Dead Peer Detection	-	
	IP Encapsulating Security Payload (ESP)	-	
	IP Authentication Header (AH)	-	
	VPN Tunnel Keep Alive Hub and Spoke	- -	
SSL Virtual Private Network (SSL VPN) ³	SSL Encryption Methods	DES, 3DES, AES	
	SSL Message Integrity	MDS, SHA1	
System Management	Web-Based User Interface	HTTP	HTTP, HTTPS
	Command Line Interface	-	-
	SNMP	v1, v2c, v3	v1, v2c, v3
Physical & Environment	Power Supply	100-240 V AC, 50-60 Hz Internal	100-240 V AC, 50-60 Hz Internal
	Maximum Power Consumption	19.3 W	26.95 W
	Dimension	180 x 280 x 44 mm	440 x 310 x 44 mm
	Operating Temperature	0°C to 40°C	0°C to 40°C
	Operating Humidity	5% to 95% RH Non-Condensing	5% to 95% RH Non-Condensing
	EMI	FCC Class B, CE Class B, VCCI, C-Tick, IC	FCC Class A, CE Class A, C-Tick, IC
	Safety	cUL, LVD (EN60950-1)	cUL, LVD (EN60950-1)


¹The first port is enabled by default. The second port is enabled by purchasing the DWC-1000-VPN-LIC license

²The number of managed APs can be increased through purchase of license upgrades. Only available in groups of six licenses per upgrade

³Features enabled through purchase of the VPN/Router/Firewall license upgrade

Antennas – Single/Dual-Band (2.4/5 GHz)/Cables

ANT Series



SINGLE/DUAL-BAND ANTENNAS (2.4 / 5 GHz)		ANT50-2000N
Electrical	Connector Type	N Jack x 2
	Gain	20 dBi
	Horizontal/Vertical Angle	10°
	Front-to-Back Ratio	-30 dB (Max)
	Polarisation	Dual Linear 45°
	Impedance	50 Ohms
Physical and Environmental	Survival Wind Speed	216 Km/h (Max)
	Operating Temperature	-40°C to 80°C
	Weight	1.32 Kg
	Dimensions	320 x 320 x 20 mm
	Material	PC, UV-resistant
Mounting Type	Wall and Pole	



ACCESSORIES	ANT24-CB03N	ANT24-CB06N	ANT24-CB09N
Cable Type	HDF-400	HDF-400	HDF-400
Length	3 m	6 m	9 m
Cable Loss (dB)	1 dB	2 dB	3 dB
Connection Type	N-Male; N-Female	N-Male; N-Female	N-Male; N-Female
Use With	Outdoor Antennas	Outdoor Antennas	Outdoor Antennas

Wireless Network Adapters

DWA Series

D-Link's DWA range of wireless adapters provides the perfect solution to add super-fast Wireless AC to any computer, whether desk-bound or on the go. With three USB plug-and-play 'dongles', and a PCI hard-wired adapter for PCs, you can enjoy a transformed wireless Internet connection using the fastest wireless technology available today.

DWA-182 Wireless AC1200 Dual-Band USB Adapter



The DWA-182 provides ultra-fast Wireless AC speeds, and with dual-band performance up to 300 Mbps (2.4 GHz) or a whopping 867 Mbps on the 5 GHz band. Perfect for smooth HD video streaming or Skype™ calls (either in the office or on the move), this wireless adapter is easy to set-up, easy to use and offers extended Wi-Fi coverage with fewer wireless deadspots.



DWA-171 Wireless AC600 Dual-Band Nano USB Adapter



With its integrated dual-band technology, this pocket-sized marvel provides up to 150 Mbps over the 2.4 GHz band or up to 433 Mbps over the less-congested 5 GHz band, so you'll have reduced Wi-Fi interference to maximised throughput for faster video streaming, VoIP calls or general data transfer, whether that's moving files or accessing the Internet. WPS one-button set-up makes this a gift.



DWA-172 Wireless AC600 Dual-Band High-Gain USB Adapter



Whether you're at home using a desktop computer or out and about with a notebook, the DWA-172 Wireless AC600 Dual-Band High-Gain USB Adapter's sleek design is perfect for mobility and convenience, so that you can take advantage of Wireless AC's super-fast speed wherever you are. Up to 300 Mbps (2.4 GHz) or a whopping 867 Mbps on the 5 GHz band makes this a stand-out mobile wireless companion.







DWA-582 Wireless AC1200 Dual-Band PCI Express Adapter



The DWA-582 Wireless AC1200 Dual-Band PCI Express Adapter connects your desktop computer to a high-speed network and provides a blazing-fast Wireless AC connection with superior reception. Once connected, you can access your network's high-speed Internet connection while also getting secure access to shared photos, files, music, video, printers and storage.



				
MODEL	DWA-182	DWA-171	DWA-172	DWA-582
Wireless Standards	IEEE 802.11ac/n/g/b/a	IEEE 802.11ac/n/g/b/a	IEEE 802.11ac/n/g/b/a	IEEE 802.11ac/n/g/b
Wireless Speed	300 Mbps 2.4 GHz 867 Mbps 5 GHz	433 Mbps 5 GHz 150 Mbps 2.4 GHz	150 Mbps 2.4 GHz 433 Mbps 5 GHz	300 Mbps 2.4 GHz 867 Mbps 5 GHz
WPS One-Button Connection	•	•	•	•
USB Type / PCI Card	USB 3.0	USB 2.0	USB 2.0	PCI Card
Security	WPA & WPA2	WPA & WPA2	WPA & WPA2	WPA & WPA2; WEP 64/128 Bit
Antenna Type	Integrated Antenna	Integrated Antenna	External	External
Dimensions	97.3 x 29.1 x 13.5 mm	31.7 x 18.8 x 8 mm	193 x 15.7 x 15 mm	121 x 79 x 25 mm
Weight	20.5 g	3.9 g	23.2 g	48.8 g

VPN Security Routers

DSR Series

Every day, businesses face potential security breaches from every direction to their network: virus attacks, file sharing, messaging abuse, spyware and many others. Remote workers can unintentionally provide hostile threats with back-door access to your business. With such a diversity of threat, gone are the days when a simple, protective firewall was enough. And managing a host of different remedies is inefficient and difficult.

D-Link's VPN Security Routers offer secure, high-performance networking solutions to address the growing data-security needs of businesses. These routers are packed with advanced security and management features that are easily integrated into your existing infrastructure and which provide remote workers with secure access through the powerful VPN engine.

D-Link's VPN Security Routers are, essentially, all-in-one gateway devices providing outstanding performance and rich functionalities, including IEEE 802.11n, secure wireless access, 3G WAN redundancy, IPv6 and comprehensive VPN features. The DSR Series provide a signature package to enhance the security of your network by identifying intrusion patterns and blocking external threats.



Principle Product Features

DSR-150N

- 10/100BASE-TX (WAN) port x 1
- 10/100BASE-TX (LAN) ports x 8
- IEEE 802.11b/g/n wireless LAN (2.4 GHz)
- USB 2.0 port x 1
- 2dBi antennas x 2 (internal)
- D-Link Green™ technology

DSR-250N

- 10/100/1000BASE-T (WAN) port x 1
- 10/100/1000BASE-T (LAN) ports x 8
- IEEE 802.11b/g/n wireless LAN (2.4 GHz)
- USB 2.0 port x 1
- 2dBi dipole antennas x 2 (detachable)
- D-Link Green™ technology

DSR-500N

- 10/100/1000BASE-T (WAN) ports x 2
- 10/100/1000BASE-T (LAN) ports x 4
- IEEE 802.11b/g/n wireless LAN (2.4 GHz)
- USB 2.0 port x 1
- 2dBi dipole antennas x 3 (detachable)
- 3G support
- D-Link Green™ technology

DSR-1000N

- 10/100/1000BASE-T (WAN) ports x 2
- 10/100/1000BASE-T (LAN) ports x 4
- IEEE 802.11a/b/g/n wireless LAN (2.4 GHz or 5 GHz)
- USB 2.0 ports x 2
- 2dBi dipole antennas x 3 (detachable)
- 3G support
- D-Link Green™ technology

Key Series Features

- Static/dynamic IP WAN type
- Point-to-Point over Ethernet (PPoE)
- SSL/IPSec/PPTP/L2TP VPN
- VPN hub and spoke
- IPSec/PPTP/L2TP VPN pass-through
- 3G WAN redundancy via optional 3G USB modem
- Network Address Translation (NAT) transparent mode
- WAN traffic failover
- Outbound load balancing (DSR-500N/1000N only)
- Remote management (Web, SNMP, SSH, Telnet)
- Internet Group Management Protocol (IGMP) proxy/snooping
- Stateful Packet Inspection (SPI)
- L2 to L7 access control
- IP/MAC binding
- Virtual LAN (VLAN)
- Intrusion Prevention System (IPS)
- Wireless Security (WEP, WPA, WPA2, WPS)
- Multiple SSIDs
- SSID-to-VLAN mapping
- IPv6 Phase 2 certified
- D-Link Green™ Technology

dlinkgreen



MODEL	DSR-150N	DSR-250N	DSR-500N	DSR-1000N	
Interfaces	Gigabit Ports (WAN)	1	2	2	
	Fast Ethernet Ports (WAN)	1			
	Gigabit Ports (LAN)	8	8	4	4
	USB	1 x USB 2.0	1 x USB 2.0	1 x USB 2.0	2 x USB 2.0
	Console	1 x RJ45			
Performance	Firewall Throughput	95 Mbps	750 Mbps	950 Mbps	950 Mbps
	VPN Throughput	40 Mbps	50 Mbps	70 Mbps	100 Mbps
	Concurrent Sessions	20,000	20,000	30,000	60,000
	New Sessions (Per Second)	200	200	300	600
	Firewall Policies	200	200	300	600
Internet Connection Type					
	DHCP, Static IP, PPPoE, L2TP, PPTP			As left plus Multiple PPPoE	
Firewall System	Static Route	•			
	Dynamic DNS		RIPv1, RIP v2, OSPF		
	Inter-VLAN Route	•			
	NAT, PAT	•			
	Web Content Filtering	Static URL, Keywords			
Networking	Intrusion Prevention System (IPS)	Signature Package Included in Firmware			
	DHCP Server/Client	•			
	DHCP Relay	•			
	IEEE802.1q VLAN	•			
	VLAN (Port-Based)	•			
Wireless	IP Multicast	IGMP Proxy			
	IPv6	•			
	Route Failover		•		
	Outbound Load Balancing		•		
	3G Redundancy	•			
VPN	Multiple Service Set Identifier (SSID)	•			
	Service Set Identifier (SSID) to VLAN Mapping	•			
	Standards	802.11b/g/n		802.11a/b/g/n	
	Wireless Security	WEP/WPS/WPA-PSK/WPA-EAP/WPA2-PSK/WPA2-EAP			
	VPN Tunnels	65	85	135	
Bandwidth Management	IPSec Tunnels	10	25	35	
	SSL VPN Tunnels	1	5	10	
	PPTP/L2TP Clients	10	25		
	GRE		10	15	
	Encryption Methods	DES, 3DES, AES, Twofish, Blowfish, CAST-128, NULL			
	SSL Encryption Methods	RC4-128, 3DES, AES			
	IPSec/PPTP/L2TP Server	•			
	IPSec NAT Traversal	•			
	Dead Peer Detection	•			
	IP Encapsulating Security Payload (ESP)	•			
	IP Authentication Header (AH)	•			
	VPN Tunnel Keep Alive	•			
	Hub and Spoke	•			
	System Management	Maximum Bandwidth Control	•		
		Priority Bandwidth Control	Port-Based QoS, 3 Classes		
Physical and Environmental	Web-Based User Interface	HTTP, HTTPS			
	Command Line	•			
Physical and Environmental	SNMP	v1, v2c, v3			
	Power Supply	External Power Supply Unit Input: 100-240 V AC, 50/60 Hz; Output 12 V DC /1.5 A		Internal Power Supply Unit Input: 100-240 V AC, 50/60 Hz; Output 12 V DC /1.5 A	
	Maximum Power Consumption	10.5 W	12.6 W	16.8 W	
	Dimensions (L x W x H)	208 x 118 x 35 mm	140 x 203 x 35 mm	180 x 280 x 44 mm	
	Operating Temperature	0°C to 40°C			
	Operating Humidity	5% to 95% RH Non-Condensing			
	EMI/EMC	FCC Class B, CE Class B, C-Tick, IC		FCC Class B, CE Class B, C-Tick, IC, VCCI	
	Safety	cUL, LVD (EN60950-1)			
	3rd Party Certification	IPv6 Ready, Wi-Fi, ICSA-Certified Firewall, VPNC AES Interop, VPNC Basic Interop			
	Mean Time Between Failures (MTBF)	240,000 Hours	250,000 Hours	260,000 Hours	

Video Surveillance



The security of your business is at risk if there is no surveillance or monitoring system in place to protect your assets. Choosing to implement video surveillance brings many advantages, not least of which is that in most cases you can utilise your existing data network infrastructure to maximise investment. Digital video surveillance not only provides all of the superior functionality of an effective analogue CCTV offering, but adds several key benefits, such as increased accessibility, real-time alerts, unlimited video storage, secure image distribution and superior cost benefits, not to mention, of course, the peace of mind that comes with knowing your business premises are being monitored 24/7. Products under this category include IP cameras, network video recorders and video encoders. Many of D-Link's IP cameras are PoE-equipped, making installation simpler and more cost-effective when used in conjunction with PoE-capable switches, and there are plenty in the range that are wireless, again simplifying location positioning.

Key to icons used

In the following pages you're going to come across these icons. Here's what they mean...

<p>mydlink™ mydlink™ Uses D-Link's cloud to store and access saved content and monitor remotely in real time</p> <p>ONVIF Onvif Conforms to standards established by the Open Network Video Interface Forum</p> <p>Wireless N & G Wireless-equipped to work with Wi-Fi networks. Look for Wireless AC for speed</p>	<p>Ethernet Equipped with hard-wired connection. Look for speed/number at bottom</p> <p>Power over Ethernet Device draws its power from the switch, eliminating separate supply</p> <p>Optical Zoom Camera is equipped with physical zoom. Figure gives the zoom level</p>	<p>JustConnect™ Plug and play simplicity on video recorder with auto configuration</p> <p>USB Ports Device equipped with USB. Text gives speed and number of ports</p> <p>Bay Capacity Indicates that a Network Video Recorder has two bays for SATA drives</p>
--	---	--

Range Overview

Fixed Cameras (Indoor)



Fixed Cameras (Outdoor)



Panoramic and Mini Dome Cloud Cameras (Indoor)



Dome Cameras (Indoor/Outdoor)



PTZ Cameras (Indoor/Outdoor)



Vigilance Range



Fixed Network Cameras (Wired – Indoor)

This range of wired indoor network cameras are perfect for larger offices or campus locations where 24/7 security is paramount, since the built-in Power over Ethernet capability enables them to be powered from just the one data cable direct to the switch. A full range of features makes it easy to find the perfect fit for your surveillance needs.

DCS-2210/2210L Full HD PoE Day/Night Network Camera



- 1/2.7" 2 megapixel progressive scan CMOS sensor
- Fixed lens (4.37 mm, F2.0)
- Full HD 1080p resolution
- Up to 5 m night vision with integrated IR illuminator
- 10 x digital zoom
- Two-way audio with built-in microphone and speaker
- Supports MJPEG, MPEG-4 and H.264 video formats
- Recording to local microSD card slot or to a NAS device
- Motion detection, event recording and e-mail notification with snapshots. Integrated PIR sensor for enhanced motion detection
- e-PTZ for virtual pan/tilt/zoom operation

DCS-3010 HD PoE Fixed Network Camera



- 1/4" 1 megapixel progressive scan CMOS sensor
- Fixed lens (4.0 mm, F1.5)
- 720p HD or 1280 x 800 resolution
- 4 x digital zoom
- Two-way audio with built-in microphone, external microphone input and speaker output
- Supports MJPEG, MPEG-4 and H.264 video formats
- Recording to local microSD card slot or to a NAS device
- Motion detection, event recording and e-mail notification with snapshots
- Tamper detection
- e-PTZ for virtual pan/tilt/zoom operation

DCS-3112 HD PoE Day/Night Fixed Network Camera



- Sony 1/4" 1.3 megapixel progressive scan CMOS sensor
- CS mount DC iris varifocal Lens (3.5mm~8 mm, F1.4) with 2.3 x optical zoom
- HD 720p or 1280 x 1024 resolution
- 10 x digital zoom
- Two-way audio with external microphone input and speaker output
- Supports MJPEG, MPEG-4 and H.264 video formats
- Recording to local SD card slot or to a NAS device
- Motion detection, event recording and e-mail notification with snapshots.
- Infrared cutfilter removal for recording in low-light conditions
- Analogue output

DCS-3710 HD WDR PoE Day/Night Fixed Network Camera



- Sony 1/3" 1.3 megapixel progressive scan CMOS sensor
- CS mount DC iris varifocal lens (2.9mm~8.2 mm, F1.0) with 2.8 x optical zoom
- Wide Dynamic Range (WDR) technology for exceptional picture quality in extreme-contrast environments
- HD 720p or 1280 x 1024 resolution
- 10 x digital zoom
- Two-way audio with external microphone input and speaker output
- Supports MJPEG, MPEG-4 and H.264 video formats
- Recording to local SD card slot or to a NAS device
- Motion detection, event recording and e-mail notification with snapshots
- Infrared cutfilter removal for recording in low-light conditions
- Analogue output

DCS-3716 Full HD WDR PoE Day/Night Fixed Network Camera



- Sony 1/2.8" 3 megapixel progressive scan CMOS sensor
- CS mount DC iris varifocal Lens (3.1mm~8mm, F1.2) with 2.6 x optical zoom
- Wide Dynamic Range (WDR) technology for exceptional picture quality in extreme-contrast environments
- Full HD 1080p or 2048 x 1536 resolution
- 10 x digital zoom
- Two-way audio with external microphone input and speaker output
- Supports MJPEG, MPEG-4 and H.264 video formats
- Recording to local SD card slot or to a NAS device
- Motion detection, event recording and e-mail notification with snapshots
- Infrared cutfilter removal for recording in low-light conditions
- Analogue output



MODEL	DCS-2210/2210L	DCS-3010	DCS-3112	DCS-3710	DCS-3716
IMAGE SENSOR					
Type	1/2.7" 2 Megapixel Progressive Scan CMOS	1/4" 1 Megapixel Progressive Scan CMOS	Sony Exmor 1/4" 1.3 Megapixel Progressive Scan CMOS	Sony Exmor 1/3" 1.3 Megapixel WDR Progressive Scan CMOS	Sony Exmor 1/2.8" 3 Megapixel WDR Progressive Scan CMOS
Megapixel	-	-	-	-	-
Wide Dynamic Range (WDR)	-	-	-	-	-
Maximum Video Resolution	1920 x 1080	1280 x 720	1280 x 1024	1280 x 1024	2048 x 1536
LENS					
Type	Fixed	Fixed	Varifocal, DC Iris,	Varifocal, DC Iris	Varifocal, DC Iris
Focal Length	4.37 mm	4 mm	3.5 mm~8 mm	2.9mm~8.2 mm	3.1mm~8.0 mm
F-Number	F2.0	F1.5	F1.4	F1.0	F1.2
Minimum Illumination (Lux)	1 Lux (Colour) 0 Lux (B&W, IR-LED on)	1 Lux	0.4 Lux (Colour) 0.04 Lux (B/W)	0.2 Lux (Colour) 0.02 Lux (B/W)	10.5 Lux (Colour); 0.05 Lux (B/W)
Angle of View (Horizontal/Vertical)	67.4° / 40.8°	56.9° / 35.9°	35.4°~77.6° / 26.6°~57.6°	35.6°~95° / 26.7°~69°	38.7°~95.9° / 29.1°~71.0°
Motorised Pan/Tilt					
Optical Zoom			2.3 x	2.8 x	2.6 x
Privacy Masks	3 Zones	3 Zones	3 Zones	3 Zones	3 Zones
DAY AND NIGHT					
Infrared Cutfilter Removal	-		-	-	-
Built-in IR	5 m				
AUDIO					
Two-Way Audio	-	-	-	-	-
Built-in Microphone	-	-	-	-	-
External Microphone Input	-	-	-	-	-
Built-in Speaker	-	-	-	-	-
External Speaker Output	-	-	-	-	-
CONNECTIVITY					
Wired LAN	-	-	-	-	-
Wireless LAN	-	-	-	-	-
802.3af PoE	-	-	-	-	-
Digital Input/Output	DI x 1, DO x 1		DI x 2, DO x 1	DI x 2, DO x 1	DI x 2, DO x 1
Monitor Output			BNC Output	BNC Output	BNC Output
Memory Card Slot	-	-	-	-	-
SOFTWARE FEATURES					
Video Format	H.264, MPEG-4, MJPEG	H.264, MPEG-4, MJPEG	H.264, MPEG-4, MJPEG	H.264, MJPEG, MPEG-4	H.264, MJPEG-4, MJPEG
Multi-Stream	-	-	-	-	-
Multi-Profile	-	-	-	-	-
Digital Zoom	10 x	4 x	10 x	10 x	10 x
HTTP Secure (HTTPS)	-	-	-	-	-
Java Support					
Motion Detection	-	-	-	-	-
E-Mail Notification	-	-	-	-	-
Recording to Local Storage	-	-	-	-	-
Recording to NAS	-	-	-	-	-
Audio Recording	-	-	-	-	-
Video Output to 3GPP	-	-	-	-	-
UPnP Installation	-	-	-	-	-
DDNS Support	-	-	-	-	-
Enable/Disable LED Indicators	-	-	-	-	-
D-ViewCam™ Compatible	-	-	-	-	-
PHYSICAL AND ENVIRONMENT					
Dimensions	95 x 58 x 38.7 mm	147 x 61.9 x 39.2 mm	180.4 x 80 x 52.9 mm	140 x 80 x 53 mm	140 x 80 x 53 mm
Weight	69 g	165 g	560 g	576 g	580 g
Maximum Power Consumption	2 W	4.6 W	3.6 W	2 W	4 W
Operating Temperature	0°C to 40°C	0°C to 40°C	0°C to 40°C	0°C to 40°C	0°C to 40°C
Operating Humidity	20% to 80% RH Non-Condensing	20% to 80% RH Non-Condensing	20% to 80% RH Non-Condensing	20% to 80% RH Non-Condensing	20% to 80% RH Non-Condensing

Fixed Network Cameras (Wired – Outdoor)


This selection of fixed, wired cameras are all built to IP65/66/67/68 standard, so they're weather-proof and designed specifically for use outside. Additional features such as long-distance night vision, digital zoom and motion detection/alert make them perfect for the perimeter areas of buildings, alleyways or other dimly lit areas.

DCS-2310L Outdoor HD PoE Day/Night Cloud Camera



- 1/4" 1 megapixel progressive scan CMOS sensor
- Fixed lens (3.45 mm, F2.0)
- HD 720p or 1280 x 800 resolution
- Up to 5 m night vision with integrated IR illuminator
- 10 x digital zoom
- Two-way audio with built-in microphone and speaker
- Supports MJPEG, MPEG-4 and H.264 video formats
- Recording to local microSD card slot or to a NAS device
- Motion detection, event recording and e-mail notification with snapshots
- Integrated PIR sensor for enhanced motion detection
- ePTZ for virtual pan/tilt/zoom operation

DCS-7010L Outdoor HD PoE Day/Night Fixed Mini Bullet Cloud Camera



- 1/4" 1 megapixel progressive scan CMOS sensor
- Fixed lens (4.3 mm, F2.0)
- HD 720p or 1280 x 800 resolution
- Up to 10 m night vision with integrated IR illuminator
- 4 x digital zoom
- Two-way audio with external microphone input and speaker output
- Supports MJPEG, MPEG-4 and H.264 Video Formats
- Recording to local microSD card slot or to a NAS device
- Motion detection, event recording and e-mail notification with snapshots
- IP67 weatherproof housing

DCS-7110 Outdoor HD PoE Day/Night Fixed Bullet Camera



- Sony 1/2.7" 2 megapixel progressive scan CMOS sensor
- Fixed lens (4 mm, F1.5)
- HD 1080p or 1920 x 1080 resolution
- Up to 15 m night vision with integrated IR illuminator
- 4 x digital zoom
- Supports MJPEG, MPEG-4 and H.264 video formats
- Recording to a NAS device
- Motion detection, event recording and e-mail notification with snapshots
- Tamper detection
- Analogue output
- IP66 weatherproof housing

DCS-7413 Outdoor Full HD PoE Day/Night Fixed Bullet Network Camera



- 1/2.7" 2 megapixel progressive scan CMOS sensor
- Fixed lens (4.3 mm, F2.0)
- Full HD 1080p resolution
- Up to 30 m night vision with integrated IR illuminator
- 10 x digital zoom
- Two-way audio with external microphone input and speaker output
- Supports MJPEG, MPEG-4 and H.264 video formats
- Recording to local SD card slot or to a NAS device
- Motion detection, event recording and e-mail notification with snapshots
- Analogue output
- IP68 weatherproof housing

DCS-7513 Outdoor Full HD VarifocalWDR PoE Day/Night Fixed Bullet Network Camera



- 1/2.8" 2 megapixel progressive scan CMOS sensor
- Motorised P-iris varifocal lens (3~9 mm) with 3 x optical zoom
- Wide Dynamic Range (WDR) technology for exceptional picture quality in extreme-contrast environments
- Full HD 1080p resolution
- Up to 30 m night vision with integrated IR illuminator
- 10 x digital zoom
- Two-way audio with external microphone input and speaker output
- Supports MJPEG, MPEG-4 and H.264 video formats
- Recording to local SD card slot or to a NAS device
- Motion detection, event recording and e-mail notification with snapshots
- Analogue output
- IP68 weatherproof housing

How is Weatherproofing rated?

The industry standard for weatherproof housings, as used by D-Link, have the following meanings:

IP65: Dust-tight; Water projected by a nozzle (6.3 mm nozzle at 12.5 litres/min) against enclosure from any direction shall have no harmful effects.

IP66: Dust-tight; Water projected in powerful jets (12.5 mm nozzle 100 litres/min) against the enclosure from any direction shall have no harmful effects.

IP67: Dust-tight; Ingress of water in harmful quantity shall not be possible when the enclosure is immersed in water up to 1m deep for 30 minutes.

IP68: Dust-tight; Ingress of water in harmful quantity shall not be possible when the enclosure is immersed in water up to 3m deep indefinitely.

MODEL	DCS-2310L	DCS-7010L	DCS-7110	DCS-7413	DCS-7513
IMAGE SENSOR					
Type	1/4" 1 Megapixel Progressive Scan CMOS	1/4" 1 Megapixel Progressive Scan CMOS	1/2.7" 2 Megapixel Progressive Scan CMOS	1/2.7" 2 Megapixel Progressive Scan CMOS	1/2.8" 2 Megapixel Progressive Scan CMOS
Megapixel	-	-	-	-	-
Wide Dynamic Range (WDR)	-	-	-	-	-
Maximum Video Resolution (Pixels)	1280 x 800	1280 x 800	1920 x 1080	1920 x 1080	1920 x 1080
LENS					
Type	Fixed	Fixed	Fixed	Fixed	Motorised P-Iris Varifocal Lens
Focal Length	3.45 mm	4.3 mm	4 mm	4.3 mm	3~9 mm
F-Number	F2.0	F2.0	F1.5	F2.0	F1.2~2.3
Minimum Illumination (Lux)	1 Lux (Colour), 0.5 Lux (B&W) 0 Lux (B&W, IR-LED on)	1.5 Lux (Colour) 0 Lux (B&W, IR-LED on)	0.26 Lux (Colour) 0 Lux (B&W, IR-LED on)	1.5 Lux (Colour) 0 Lux (B&W, IR-LED on)	0.2 Lux (Colour) 0 Lux (B&W, IR-LED on)
Angle of View (Horizontal/Vertical)	57.8° / 37.8°	73.5° / 42.5°	77.4° / 45.1°	79° / 43°	121.2°~38.1° / 62.1°~21.3°
Motorised Pan/Tilt	-	-	-	-	3X
Optical Zoom	-	-	-	-	3X
Privacy Masks	3 Zones	3 Zones	3 Zones	3 Zones	3 Zones
DAY AND NIGHT					
ICR Filter	-	-	-	-	-
Built-in IR	5 m	10 m	15 m	30 m	30 m
Audio	-	-	-	-	-
Two-Way Audio	-	-	-	-	-
Built-in Microphone	-	-	-	-	-
External Microphone Input	-	-	-	-	-
Built-in Speaker	-	-	-	-	-
External Speaker Input	-	-	-	-	-
CONNECTIVITY					
Wired LAN	-	-	-	-	-
Wireless LAN	-	-	-	-	-
802.3af PoE	-	-	-	-	-
Digital Input/Output	-	DI x 1, DO x 1	DI x 1, DO x 1	DI x 1, DO x 1	DI x 1, DO x 1
Monitor Output	-	-	BNC	BNC	BNC
Memory Card Slot	-	-	-	-	-
SOFTWARE FEATURES					
Video Format	H.264, MJPEG, MPEG-4	H.264, MJPEG, MPEG-4	H.264, MJPEG, MPEG-4	H.264, MJPEG, MPEG-4	H.264, MJPEG, MPEG-4
Multi-Stream	-	-	-	-	-
Multi-Profile	-	-	-	-	-
Digital Zoom	10 x	4 x	4 x	10 x	10 x
HTTP Secure (HTTPS)	-	-	-	-	-
Java Support	-	-	-	-	-
Motion Detection	-	-	-	-	-
E-Mail Notification	-	-	-	-	-
Recording to Local Storage	-	-	-	-	-
Recording to NAS	-	-	-	-	-
Audio Recording	-	-	-	-	-
Video Output to 3GPP	-	-	-	-	-
UPnP Installation	-	-	-	-	-
DDNS Support	-	-	-	-	-
Enable/Disable LED Indicators	-	-	-	-	-
D-ViewCam™ Compatible	-	-	-	-	-
PHYSICAL AND ENVIRONMENT					
IP Rating	IP65	IP67	IP66	IP68	IP68
Dimensions	138.9 x 93 x 66 mm	176.5 x 80.5 x 65 mm	197 x 73 x 71 mm	316.5 x 249.1 x 100 mm	316.5 x 249.1 x 100 mm
Weight	235 g	510 g	783 g	1.92 Kg (with Bracket and Sun Shield)	2.05 Kg (with Bracket and Sunshield)
Maximum Power Consumption	5.3 W	5.4 W	6 W	11.2 W	11.02 W
Operating Temperature	-25°C to 50°C	-25°C to 50°C	-20°C to 50°C	-40°C to 50°C	-40°C to 50°C
Operating Humidity	20% to 80% RH Non-Condensing	20% to 80% RH Non-Condensing	20% to 80% RH Non-Condensing	20% to 80% RH Non-Condensing	20% to 80% RH Non-Condensing

What is mydlink™?

mydlink™ is a cloud-based platform that maintains a live link between your router via the Internet and your mydlink™ smartphone/tablet app, so that you can always be in control, wherever you are and whenever you want. Whether you want to access, control, monitor or automate, there is a mydlink™ product, and supporting smartphone or tablet app, to help you. Just look for the mydlink™ logo...

Panoramic & Mini Dome Cloud Cameras (Indoor)

DCS-6004L Indoor HD PoE Mini Dome Cloud Camera



- 1/4" 1 megapixel progressive scan CMOS sensor
- Fixed lens (2.8 mm, F1.8)
- HD 720p or 1280 x 800 resolution
- Up to 5 m night vision with integrated IR illuminator
- 10 x digital zoom
- Two-way audio with built-in microphone and external speaker output
- Supports MJPEG, MPEG-4 and H.264 video formats
- Recording to local microSD card slot or to a NAS device
- Motion detection, event recording and e-mail notification with snapshots

DCS-6010L 2-Megapixel Panoramic Wireless Cloud Camera



- 1/3.2" 2 megapixel progressive scan CMOS sensor
- Fixed fisheye lens (1.25 mm, F2.0)
- Ceiling-mount 360° surveillance with fisheye distortion correction
- 1620 x 1200 resolution
- 10 x digital zoom
- Two-way audio with built-in microphone and speaker
- Supports MJPEG, MPEG-4 and H.264 video formats
- Recording to local microSD card slot or to a NAS device
- Motion detection, event recording and e-mail notification with snapshots
- ePTZ for virtual pan/tilt/zoom operation

What is mydlink™?

Please see the previous page for an explanation on how the mydlink™ cloud-based platform can help you to access, control, monitor and automate.



MODEL	DCS-6004L	DCS-6010L
IMAGE SENSOR		
Type	1/4" 1 Megapixel Progressive Scan CMOS	1/3.2" 2 Megapixel Progressive Scan CMOS
Megapixel	•	•
Wide Dynamic Range (WDR)		
Maximum Video Resolution (Pixels)	1280 x 800	1600 x 1200
LENS		
Type	Fixed	Fisheye
Focal Length	2.8 mm	1.25 mm
F-Number	F1.8	F2.0
Minimum Illumination (Lux)	1 Lux (Colour) 0 Lux (B&W, IR-LED on)	1 Lux
Angle of View (Horizontal/Vertical)	75.2° / 48.2°	180° / 180°
Motorised Pan/Tilt		
Optical Zoom		
Privacy Masks	3 Zones	3 Zones
DAY AND NIGHT		
ICR Filter	•	
Built-in IR	5 m	
AUDIO		
Two-Way Audio	•	•
Built-in Microphone	•	•
External Microphone Input		•
Built-in Speaker		•
External Speaker Output	•	
CONNECTIVITY		
Wired LAN	•	•
Wireless LAN		802.11g/b/n
802.3af PoE	•	
Digital Input/Output		
Monitor Output		
Memory Card Slot	•	•
SOFTWARE FEATURES		
Video Format	H.264, MPEG-4, MJPEG	H.264, MPEG-4, MJPEG
Multi-Stream	•	•
Multi-Profile		•
Digital Zoom	10X	10X
HTTP Secure (HTTPS)	•	•
Java Support		•
Motion Detection	•	•
E-Mail Notification	•	•
Recording to Local Storage	•	•
Recording to NAS	•	•
Audio Recording	•	•
Video Output to 3GPP	•	•
UPnP Installation	•	•
DDNS Support	•	•
Enable/Disable LED Indicators	•	•
D-ViewCam™ Compatible	•	•
PHYSICAL AND ENVIRONMENT		
Dimensions	90 x 50.5 mm (Ø x H)	134.2 x 49.8 mm (Ø x H)
Weight	130 g	1.92 Kg (with Bracket and Sun Shield)
Maximum Power Consumption	3.5 W	3.9 W
Operating Temperature	0°C to 40°C	0°C to 40°C
Operating Humidity	20% to 80% RH Non-Condensing	20% to 80% RH Non-Condensing

Fixed Network Cameras (Wireless – Outdoor)

DCS-2330L Outdoor HD Wireless Day/Night Cloud Camera



- 1/4" 1 megapixel progressive scan CMOS sensor
- HD 720p resolution
- Up to 5 m night vision with integrated IR illuminator
- Built-in microphone
- Supports MJPEG and H.264 video formats
- Recording to local microSD card slot (16 Gb included) or to a NAS device
- Motion detection, event recording and e-mail notification with snapshots and video
- Integrated PIR sensor for enhanced motion detection
- ePTZ for virtual pan/tilt/zoom operation
- IP65 weatherproof housing

DCS-2332L Outdoor HD Wireless Day/Night Cloud Camera



- 1/4" 1 megapixel progressive scan CMOS sensor
- HD 720p resolution
- Up to 5 m night vision with integrated IR illuminator
- Two-way audio with built-in microphone and speaker
- Supports MJPEG, MPEG-4 and H.264 video formats
- Recording to local microSD card slot or to a NAS device
- Motion detection, event recording and e-mail notification with snapshots
- Integrated PIR sensor for enhanced motion detection
- IP65 weatherproof housing

MODEL	DCS-2330L	DCS-2332L
IMAGE SENSOR		
Type	1/4" 1 Megapixel Progressive Scan CMOS	1/4" 1 Megapixel Progressive Scan CMOS
Megapixel	•	•
Wide Dynamic Range (WDR)		
Maximum Video Resolution (Pixels)	1280 x 720	1280 x 720
LENS		
Type	Fixed	Fixed
Focal Length	3.45 mm	3.45 mm
F-Number	F2.0	F2.0
Minimum Illumination (Lux)	1 Lux (colour), 0.5 Lux (B&W), 0 Lux (B&W, IR-Led on)	1 Lux (colour), 0.5 Lux (B&W), 0 Lux (B&W, IR-Led on)
Angle of View (Horizontal/Vertical)	57.8° / 37.8°	57.8° / 37.8°
Motorised Pan/Tilt		
Optical Zoom		
Privacy Masks	3 zones	3 zones
DAY AND NIGHT		
ICR Filter	•	•
Built-in PIR	•	•
Built-in IR	5m	5m
AUDIO		
Two-Way Audio		•
Built-in Microphone	•	•
External Microphone Input		•
Built-in Speaker		•
CONNECTIVITY		
Wired LAN	•	•
Wireless LAN	802.11b/g/n	802.11b/g/n
802.3af PoE		
Digital Input/Output		
Monitor Output		
Memory Card Slot	• (16 GB included)	•
SOFTWARE FEATURES		
Video Format	H.264, MJPEG	H.264, MJPEG, MPEG-4
Multi-Stream	•	•
Multi-Profile		•
Digital Zoom	10 x	10 x
HTTP Secure (HTTPS)	•	•
Java Support	•	•
Motion Detection	•	•
E-Mail Notification	•	•
Recording to Local Storage	•	•
Recording to NAS	•	•
Audio Recording	•	•
UPnP Installation	•	•
DDNS Support	•	•
Enable/Disable LED Indicators	•	•
D-ViewCam™ Compatible	•	•
PHYSICAL AND ENVIRONMENT		
IP Rating	IP65	IP65
Dimensions	66 x 45.7 x 146.8 mm	66 x 45.7 x 146.8 mm
Weight	134 g	235 g
Maximum Power Consumption	5 W	5.3 W
Operating Temperature	-25°C to 50°C	-25°C to 50°C
Operating Humidity	20% to 80% RH Non-Condensing	20% to 80% RH Non-Condensing

Fixed Dome Network Cameras (Wired)

D-Link's high-performance Fixed Dome Network Cameras provide the perfect video surveillance solution for a whole host of business environments. They are equipped with progressive CMOS technology to deliver exceptional picture quality, and all are PoE-enabled for simplified low-cost installation.

DCS-6113 Indoor Full HD PoE Day/Night Fixed Dome Network Camera



- 1/2.7" 2 megapixel progressive scan CMOS sensor
- Fixed lens (4 mm, F1.5)
- Full HD 1080p resolution
- Up to 10 m night vision with integrated IR illuminator
- 16 x digital zoom
- Two-way audio with external microphone input and speaker output
- Supports MJPEG, MPEG-4 and H.264 video formats
- Recording to local microSD card slot or to a NAS device
- Motion detection, event recording and e-mail notification with snapshots
- Tamper detection
- Analogue output

DCS-6210 Outdoor Full HD Vandal-Resistant Mini Fixed Dome Network Camera



- 1/2.7" 2 megapixel progressive scan CMOS sensor
- Fixed lens (4.3 mm, F2.0)
- Full HD 1080p resolution
- 10 x digital zoom
- Built-in microphone
- Supports MJPEG, MPEG-4 and H.264 video formats
- Recording to local microSD card slot or to a NAS device
- Motion detection, event recording and e-mail notification with snapshots
- ePTZ for virtual pan/tilt/zoom operation
- IP66 weatherproof and IK10 vandal-proof housing

DCS-6314 Outdoor Full HD WDR Varifocal Day & Night Dome Network Camera




- 1/2.8" 2 megapixel WDR progressive scan CMOS sensor
- Varifocal lens (2.8~12 mm, F1.4) with 4 x optical zoom
- Wide Dynamic Range (WDR) technology for exceptional picture quality in extreme-contrast environments
- Full HD 1080p resolution
- Up to 15 m night vision with integrated IR illuminator
- 10 x digital zoom
- Two-way audio with external microphone input and speaker output
- Supports MJPEG, MPEG-4 and H.264 video formats
- Recording to local microSD card slot or to a NAS device
- Motion detection, event recording and e-mail notification with snapshots
- IP68 weatherproof and IK10 vandal-proof housing

DCS-6315 Outdoor HD WDR Varifocal Day & Night Dome Network Camera with Colour Night Vision



- 1/3" 1 megapixel WDR progressive scan CMOS sensor
- Varifocal lens (2.8~12 mm, F1.4) with 4 x optical zoom
- Wide Dynamic Range (WDR) technology for exceptional picture quality in extreme-contrast environments
- LowLight+ technology
- HD 720p resolution
- Up to 15 m night vision with integrated IR illuminator
- 10 x digital zoom
- Two-way audio with external microphone input and speaker output
- Supports MJPEG, MPEG-4 and H.264 video formats
- Recording to local microSD card slot or to a NAS device
- Motion detection, event recording and e-mail notification with snapshots
- IP68 weatherproof and IK10 vandal-proof housing

DCS-6511 Outdoor PoE Vandal-Resistant HD Fixed Dome Network Camera



- 1/3" 1.3 megapixel WDR progressive scan CMOS sensor
- Motorised varifocal lens (3.3~12 mm, F1.4~360) with 3.6 x optical zoom
- Wide Dynamic Range (WDR) technology for exceptional picture quality in extreme-contrast environments
- HD 720p or 1280 x 1024 resolution
- Up to 20 m night vision with integrated IR illuminator
- 10 x digital zoom
- Two-way audio with external microphone input and speaker output
- Supports MJPEG, MPEG-4 and H.264 video formats
- Recording to local microSD card slot or to a NAS device
- Motion detection, event recording and e-mail notification with snapshots
- Analogue output
- IP66 weatherproof and IK10 vandal-proof housing

DCS-6513 Outdoor Full HD WDR Day & Night Dome Network Camera



- 1/2.8" 3 megapixel WDR progressive scan CMOS sensor
- Motorised P-iris varifocal lens (3~9 mm, F1.2~2.3) with 3 x optical zoom
- Wide Dynamic Range (WDR) technology for exceptional picture quality in extreme-contrast environments
- Full HD 1080p or 2048 x 1536 resolution
- Up to 20 m night vision with integrated IR illuminator
- 10 x digital zoom
- Two-way audio with external microphone input and speaker output
- Supports MJPEG, MPEG-4 and H.264 video formats
- Recording to local microSD card slot or to a NAS device
- Motion detection, event recording and e-mail notification with snapshots
- IP67 weatherproof and IK10 vandal-proof housing



MODEL	DCS-6113	DCS-6210	DCS-6314	DCS-6315	DCS-6511	DCS-6513
IMAGE SENSOR						
Type	1/2.7" 2 Megapixel Progressive Scan CMOS	1/2.7" 2 Megapixel Progressive Scan CMOS	1/2.8" 2 Megapixel WDR Progressive Scan CMOS	1/3" 1 Megapixel WDR Progressive Scan CMOS	1/3" 1.3 Megapixel WDR Progressive Scan CMOS	1/2.8" 3 Megapixel WDR Progressive Scan CMOS
Megapixel	-	-	-	-	-	-
Wide Dynamic Range (WDR)	-	-	-	-	-	-
LowLight+	-	-	-	-	-	-
Maximum Video Resolution (Pixels)	1920 x 1080	1920 x 1080 (16:9) 1440 x 1080 (Other)	1920 x 1080 (16:9) 1440 x 1080 (Other)	1280 x 720 (16:9) 1024 x 768 (Other)	1280 x 720 (16:9) 1280 x 1024 (Other)	1920 x 1080 (16:9) 2048 x 1536 (Other)
LENS						
Type	Fixed	Fixed	Varifocal	Varifocal	Motorised Varifocal	Motorised P-Iris Varifocal
Focal Length	4.0 mm	4.3 mm	2.8~12 mm	2.8~12 mm	3.3~12 mm	3~9 mm
F-Number	F1.5	F2.0	F1.4	F1.4	F1.4~360	F1.2~2.3
Minimum Illumination (Lux)	0.12 Lux (Colour) 0 Lux (B&W, IR-LED on)	1 Lux	0.2 Lux (Colour) 0 Lux (B&W, IR-LED on)	0.1 Lux (Colour) 0 Lux (B&W, IR-LED on)	0.1 Lux (Colour) 0 Lux (B&W, IR-LED on)	0.5 Lux (Colour) 0 Lux (B&W, IR-LED on)
Angle of View (Horizontal/Vertical)	77.4° / 45.1°	79° / 43°	96.5°~31.2° / 64.5°~17.8°	90°~28° / 58.8°~16°	23.9°~89.8° / 63.6°~17.9°	96.4°~31.6° / 51.2°~17.7°
Optical Zoom	-	-	4 x	4 x	3.6 x	3 x
Privacy Masks	5 Zones	3 Zones	3 Zones	3 Zones	3 Zones	3 Zones
DAY AND NIGHT						
ICR Filter	-	-	-	-	-	-
Built-in IR	15 m	-	15 m	15 m	20 m	20 m
AUDIO						
Two-Way Audio	-	-	-	-	-	-
Built-in Microphone	-	-	-	-	-	-
External Microphone Input	-	-	-	-	-	-
Built-in Speaker	-	-	-	-	-	-
External Speaker Output	-	-	-	-	-	-
CONNECTIVITY						
Wired LAN	-	-	-	-	-	-
Wireless LAN	-	-	-	-	-	-
802.3af PoE	-	-	-	-	-	-
Digital Input/Output	DI x 1, DO x 1	-	DI x 1, DO x 1	DI x 1, DO x 1	DI x 1, DO x 1	DI x 1, DO x 1
Monitor Output	BNC	-	-	-	BNC	BNC
Memory Card Slot	-	• (Max 32 GB)	• (Max 32 GB)	• (Max 64 GB)	• (Max 32 GB)	• (Max 32 GB)
SOFTWARE FEATURES						
Video Format	H.264, MPEG-4, MJPEG	H.264, MPEG-4, MJPEG	H.264, MPEG-4, MJPEG	H.264, MPEG-4, MJPEG	H.264, MPEG-4, MJPEG	H.264, MPEG-4, MJPEG
Multi-Stream	-	-	-	-	-	-
Multi-Profile	-	-	-	-	-	-
Digital Zoom	16 x	10 x	10 x	10 x	10 x	10 x
HTTP Secure (HTTPS)	-	-	-	-	-	-
Java Support	-	-	-	-	-	-
Motion Detection	-	-	-	-	-	-
E-Mail Notification	-	-	-	-	-	-
Recording to Local Storage	-	-	-	-	-	-
Recording to NAS	-	-	-	-	-	-
Audio Recording	-	-	-	-	-	-
Video Output to 3GPP	-	-	-	-	-	-
UPnP Installation	-	-	-	-	-	-
DDNS Support	-	-	-	-	-	-
Enable/Disable LED Indicators	-	-	-	-	-	-
D-ViewCam™ Compatible	-	-	-	-	-	-
PHYSICAL AND ENVIRONMENT						
IP Rating	-	IP68	IP68	IP68	IP66	IP67
Vandal Proof	-	IK10	IK10	IK10	IK10	IK10
Dimensions	130 x 97.8 mm (Ø x H)	115.52 x 106.75 x 51.59 mm	123 x 113.7 x 128 mm	123 x 113.7 x 128 mm	127 x 151.79 x 191.8 mm	151.79 x 191.3 x 127 mm
Weight	472 g	412.2 g	1.112 Kg	1.112 Kg	1.030 Kg	1.53 Kg
Maximum Power Consumption	5.3 W	7.8 W	10.5 W	10.5 W	9 W	10.5 W
Operating Temperature	0°C to 40°C	-25°C to 50°C	-30°C to 50°C	-30°C to 50°C	-40°C to 50°C	-40°C to 50°C
Operating Humidity	20% to 80% RH Non-Condensing	20% to 80% RH Non-Condensing	20% to 80% RH Non-Condensing	20% to 80% RH Non-Condensing	20% to 80% RH Non-Condensing	20% to 80% RH Non-Condensing
ACCESSORIES						
Mounting Options	-	-	DCS-34-2 DCS-34-3	DCS-34-2 DCS-34-3	DCS-34-2 DCS-34-3 DCS-34-4	DCS-34-2 DCS-34-3 DCS-34-4

Pan, Tilt, Zoom (PTZ) Network Cameras (Indoor / Outdoor)

These high-speed PTZ and dome cameras feature full 360° panning for all-round super-wide-range surveillance. Available in both indoor and outdoor enclosures, and with ultra-low-lux sensors and ICR support, these cameras can be automated with preset focal points and an 'auto patrol cruise' to provide a continual scan inside or outside a building.

DCS-5009L (Indoor) Wi-Fi Pan & Tilt Day/Night Camera






- 1/5" progressive scan CMOS sensor
- Fixed lens (2.2 mm, F2.0)
- Motorised pan/tilt with +170° to -170° pan range and +95° to -25° tilt range
- 640 x 480 resolution
- Up to 8 m night vision with integrated IR illuminator
- 4 x digital zoom
- Built-in microphone
- Supports H.264 and MJPEG video formats
- Motion and sound detection, event recording and e-mail notification with snapshots and video

DCS-5020L (Indoor) Wireless N Day & Night Pan/Tilt Cloud Camera






- 1/5" progressive scan CMOS sensor
- Fixed lens (2.2 mm, F2.0)
- Motorised pan/tilt with +170° to -170° pan range and +95° to -25° tilt range
- 640 x 480 resolution
- Up to 8 m night vision with integrated IR illuminator
- 4 x digital zoom
- Built-in microphone
- Built-in wireless extender (maximum five clients)
- Supports MJPEG and H.264 video formats
- Motion and sound detection, event recording and e-mail notification with snapshots and video

DCS-5222L (Indoor) Pan/Tilt/Zoom Cloud Camera







- 1/4" megapixel progressive scan CMOS sensor
- Fixed lens (4.57 mm, F1.9)
- Motorised pan/tilt with +170° to -170° pan range and +90° to -25° tilt range
- HD 720p resolution
- Up to 5 m night vision with integrated IR illuminator
- 4 x digital zoom
- Two-way audio with built-in microphone and external speaker output
- Supports MJPEG, MPEG-4 and H.264 video formats
- Recording to local microSD card slot or to a NAS device
- Motion detection, event recording and e-mail notification with snapshots
- Integrated PIR sensor for enhanced motion detection

DCS-5615 (Indoor) Full HD Mini Pan & Tilt Dome Network Camera






- 1/2.7" 2 megapixel progressive scan CMOS sensor
- Fixed Lens (4.0 mm, F1.5)
- Motorised pan/tilt with +180° to -180° pan range and +90° to -10° tilt range
- Full HD 1080p resolution
- 16 x digital zoom
- Built-in microphone
- Supports MJPEG, MPEG-4 and H.264 video formats
- Recording to local microSD card slot or to a NAS device
- Motion detection, event recording and e-mail notification with snapshots
- Tamper detection





DCS-6616 (Indoor) 12x WDR Speed Dome Network Camera






- 1/4" Sony Super HAD-II CCD sensor
- Motorised varifocal lens (3.8~45.6 mm, F1.6~2.7)
- Motorised pan/tilt with fast 10°~400°/Sec 360° endless pan and +170° to -10° tilt range
- Proportional pan/tilt; when camera zooms the tracking speed slows for more accurate control
- Wide Dynamic Range (WDR) technology for exceptional picture quality in extreme-contrast environments
- Full HD 1080p resolution
- 720 x 576 (NTSC) or 720 x 480 (PAL) resolution
- Day and night vision with Infrared Cutfilter Removal (ICR)
- 12 x digital zoom
- Two-way audio with external microphone input and speaker output
- Supports MJPEG, MPEG-4 and H.264 video formats
- Motion detection, event recording and e-mail notification with snapshots

DCS-6915 (Outdoor) 20X Full HD WDR Speed Dome Network Camera

- Sony Exmor 1/2.8" 3 megapixel progressive scan CMOS sensor
- Motorised varifocal lens (4.7~94 mm, F1.6~3.5)
- Motorised pan/tilt with fast 5°~400°/Sec 360° endless pan and +190° to -10° tilt range
- Proportional pan/tilt; when camera zooms the tracking speed slows for more accurate control
- Wide Dynamic Range (WDR) technology for exceptional picture quality in extreme-contrast environments
- Full HD 1080p resolution
- Day and night vision with Infrared Cutfilter Removal (ICR)
- Two-way audio with external microphone input and speaker output
- Supports MJPEG and MPEG-4 video formats
- Recording to local microSD card slot or to a NAS device
- Motion detection, event recording and e-mail notification with snapshots
- IP66 weatherproof and IK10 vandal-proof housing

MODEL	DCS-5009L	DCS-5020L	DCS-5222L	DCS-5615	DCS-6616	DCS-6915
IMAGE SENSOR						
Type	1/5" VGA Progressive Scan CMOS	1/5" VGA Progressive Scan CMOS	1/4" 1 Megapixel Progressive Scan CMOS	1/2.7" 2 Megapixel Progressive Scan CMOS	1/4" Sony Super HAD II CCD	1/2.8" Sony Exmor 2 Megapixel CMOS
Megapixel			•	•	•	•
Wide Dynamic Range (WDR)					•	•
Maximum Video Resolution	640 x 480	640 x 480	1280 x 720	1920 x 1080	NTSC: 720 x 480 PAL: 720 x 576	1920 x 1080
LENS						
Type	Fixed	Fixed	Fixed	Fixed	Varifocal	Motorised Varifocal
Focal Length	2.2 mm	2.2 mm	4.57 mm	4 mm	3.8~45.6 mm	4.7~94 mm
F-Number	F 2.0	F 2.0	F1.9	F1.5	F1.6~F2.7	F1.6~3.5
Minimum Illumination (Lux)	1 Lux (Colour) 0 Lux (B&W, IR-LED on)	1 Lux (Colour) 0 Lux (B&W, IR-LED on)	1 Lux (Colour) 0 Lux (B&W, IR-LED on)	1 Lux (Colour)	0.1 Lux (Colour) 0.01 Lux (B/W)	0.1 Lux (Colour) 0.01 Lux (B/W)
Angle of View (Horizontal/Vertical)	66.22° / 49°	66.22° / 49°	98° / 52°	77.4° / 45.1°	4.49°~52.8° 3.40°~39.7°	52.27°~4.07° 33.4°~2.33°
Motorised Pan/Tilt	•	•	•	•	•	•
Optical Zoom					12 x	20 x
Privacy Masks			3 Zones	5 Zones	16 Zones	16 Zone
DAY AND NIGHT						
Infrared Cutfilter Removal	•	•	•		•	•
Built-in IR	8 m	8 m	5 m			
AUDIO						
2-Way Audio			•		•	•
Built-in Microphone	•	•	•	•	•	•
External Microphone Input					•	•
Built-in Speaker			•			
External Speaker Output					•	•
CONNECTIVITY						
Wired LAN	•	•	•	•	•	•
Wireless LAN	802.11b/g/n	802.11b/g/n	802.11b/g/n			
Built-in Wi-Fi Extender		•				
802.3af PoE				•		
Digital Input/Output			DI x 1, DO x 1	DI x 1	DI x 8, DO x 1	DI x 4, DO x 1
Monitor Output					BNC	
Memory Card Slot			•	•		•
SOFTWARE FEATURES						
Video Format	H.264, MJPEG	H.264, MJPEG	H.264, MPEG-4, MJPEG	H.264, MPEG-4, MJPEG	H.264, MPEG-4, MJPEG	H.264, MJPEG
Multi-Stream	•	•	•	•	•	•
Multi-Profile	•	•	•	•	•	•
Digital Zoom	4 x	4 x	10 x	16 x	12 x	10 x
HTTP Secure (HTTPS)			•	•		
Java Support	•	•				
Motion Detection	•	•	•	•	•	•
Sound Detection	•	•	•	•	•	•
E-Mail Notification	•	•	•	•	•	•
Schedule Recording to Hard Drive			•	•	•	•
Recording to NAS			•	•	•	•
Audio Recording	•	•	•	•	•	•
Video Output to 3GPP	•	•	•	•	•	•
UPnP Installation	•	•	•	•	•	•
DDNS Support	•	•	•	•	•	•
Enable/Disable LED Indicators	•	•	•	•	•	•
D-ViewCam™ Compatible	•	•	•	•	•	•
PHYSICAL AND ENVIRONMENT						
IP Rating						IP66
Vandal Proof						IK10
Dimensions	102.35 x 101.27 x 133.6 mm	102.35 x 101.27 x 133.6 mm	114 x 125 mm (Ø x H)	116.34 x 56.7 mm (Ø x H)	131 x 205 mm (Ø x H)	191.97 x 282.11 mm (Ø x H)
Weight	292.4g	292.4g	540g	210g	1.2 Kg	2.32 Kg
Maximum Power Consumption	8.64 W	8.64 W	9 W	5.8 W	14 W	65 W (with Heater)
Operating Temperature	0°C to 40°C	0°C to 40°C	0°C to 40°C	0°C to 40°C	0°C to 40°C	-45°C to 50°C
Operating Humidity	20% to 80% RH Non-Condensing	20% to 80% RH Non-Condensing	20% to 80% RH Non-Condensing	20% to 80% RH Non-Condensing	20% to 80% RH Non-Condensing	20% to 80% RH Non-Condensing
ACCESSORIES						
Mounting Options						DCS-32-1, DCS-32-2, DCS-32-4
Other						DCS-80-6 (Outdoor PSU)



VIGILANCE Camera Range (Indoor / Outdoor / Vandal-Proof)

The Vigilance Camera Range offers professional, full featured high definition video surveillance that is easy to install and highly affordable. The range consist of cameras designed specifically to meet different surveillance and environmental requirements. From standalone surveillance solutions that allow you to record video without additional software or equipment, to weather/vandal-proof cameras for harsh environments.

DCS-4201 (Indoor) HD Wireless Camera



- 1/4" 1-Megapixel progressive scan CMOS
- Fixed lens (1.8 mm, F2.4)
- 720p HD resolution
- Up to 10m night vision
- 4x digital zoom
- Enhanced PIR motion detection
- Wide Dynamic Range (WDR) technology for exceptional picture quality in extreme-contrast environments
- 3D noise reduction
- Built-in microphone and speaker
- SD card slot for video recording
- Wireless and wired connectivity

DCS-4602EV (Outdoor) Full HD Outdoor Vandal-Proof PoE Dome Camera



- 1/3" 2-Megapixel progressive scan CMOS
- Fixed lens (2.8mm, F1.8)
- 1080P Full HD resolution
- Up to 20m night vision
- 10x digital zoom
- Wide Dynamic Range (WDR) technology for exceptional picture quality in extreme-contrast environments
- 3D noise reduction
- IP66 weatherproof and IK10 vandal-proof housing
- Power-over-Ethernet simplifies installation as well as deployment cost.

DCS-4603 (Indoor) Full HD PoE Dome Camera



- 1/3" 3-Megapixel progressive scan CMOS
- Fixed lens (2.8mm, F1.8)
- 1080P Full HD and QXGA (2048 x 1536) resolution
- Up to 10m night vision
- 10x digital zoom
- Wide Dynamic Range (WDR) technology for exceptional picture quality in extreme-contrast environments
- 3D noise reduction
- Power-over-Ethernet simplifies installation as well as deployment cost.

DCS-4701E (Outdoor) Vigilance HD Outdoor PoE Mini Bullet Camera



- 1/3" 1.3-Megapixel progressive scan CMOS
- Fixed lens (2.8mm, F1.8)
- 720P HD resolution
- Up to 30m night vision
- 10x digital zoom
- Wide Dynamic Range (WDR) technology for exceptional picture quality in extreme-contrast environments
- LowLight+ high sensitivity camera sensor allows the camera to see details in colour, even in very low light
- 3D noise reduction
- IP66 weatherproof housing
- Power-over-Ethernet simplifies installation as well as deployment cost.

DCS-4802E (Outdoor) Vigilance Full HD Outdoor PoE Mini Dome Camera



- 1/3" 2-Megapixel progressive scan CMOS
- Fixed lens (2.8mm, F1.8)
- 1080P Full HD resolution
- Up to 20m night vision
- 10x digital zoom
- Wide Dynamic Range (WDR) technology for exceptional picture quality in extreme-contrast environments
- 3D noise reduction
- 3-axis gimbal provides greater flexibility to achieve the view you want, whether the camera is mounted on the ceiling or wall.
- IP66 weatherproof housing
- Power-over-Ethernet simplifies installation as well as deployment cost.



MODEL	DCS-4201	DCS-4602EV	DCS-4603	DCS-4701E	DCS-4802E
IMAGE SENSOR					
Type	1/4" 1-Megapixel progressive scan CMOS	1/3" 2-Megapixel progressive scan CMOS	1/3" 3-Megapixel progressive scan CMOS	1/3" 1.3-Megapixel progressive scan CMOS	1/3" 2-Megapixel progressive scan CMOS
Megapixel	•	•	•	•	•
Wide Dynamic Range (WDR)	•	•	•	•	•
3D Noise Reduction	•	•	•	•	•
LowLight+	•	•	•	•	•
Maximum Video Resolution	1280 x 720 (16:9) 960 x 720 (other)	1920 x 1080 (16:9) 1440 x 1080 (other)	1920 x 1080 (16:9) 2048 x 1536 (other)	1280 x 720 (16:9) 960 x 720 (other)	1920 x 1080 (16:9) 1440 x 1080 (other)
LENS					
Type	Fixed	Fixed	Fixed	Varifocal	Motorised Varifocal
Focal Length	1.8 mm	2.8 mm	2.8 mm	2.8 mm	2.8 mm
F-Number	F2.4	F1.8	F1.8	F1.8	F1.8
Minimum Illumination (Lux)	1.0 lux/F2.4 (colour) 0.5 lux/F2.4 (B/W) 0 Lux (B&W, IR-LED on)	1.0 lux/F2.0 (colour) 0.5 lux/F2.0 (B/W) 0 Lux (B&W, IR-LED on)	1.0 lux/F2.0 (colour) 0.5 lux/F2.0 (B/W) 0 Lux (B&W, IR-LED on)	0.2 lux/F2.0 (colour) 0.1 lux/F2.0 (B/W) 0 Lux (B&W, IR-LED on)	1.0 lux/F2.0 (colour) 0.5 lux/F2.0 (B/W) 0 Lux (B&W, IR-LED on)
Angle of View (Horizontal/Vertical)	97.6° / 69.2° / 108.9°	96° / 54° / 108°	96° / 54° / 108°	96° / 54° / 108°	96° / 54° / 108°
Privacy Masks	3 Zones	3 Zones	3 Zones	3 Zones	3 Zones
DAY AND NIGHT					
Infrared Cutoff Removal	•	•	•	•	•
Built-in IR	10 m	20 m	10 m	30 m	20 m
AUDIO					
2-Way Audio	•	•	•	•	•
Built-in Microphone	•	•	•	•	•
Built-in Speaker	•	•	•	•	•
CONNECTIVITY					
Wired LAN	•	•	•	•	•
Wireless LAN	802.11b/g/n	•	•	•	•
802.3af PoE	•	•	•	•	•
Digital Input/Output	DI x 1, DO x 1	•	•	•	•
Memory Card Slot	•	•	•	•	•
SOFTWARE FEATURES					
Video Format	H.264, MJPEG	H.264, MJPEG	H.264, MJPEG	H.264, MJPEG	H.264, MJPEG
Multi-Stream	•	•	•	•	•
Digital Zoom	4 x	10 x	10 x	10 x	10 x
Motion Detection	•	•	•	•	•
E-Mail Notification	•	•	•	•	•
Recording to NAS	•	•	•	•	•
DDNS Support	•	•	•	•	•
IPv6 Support	•	•	•	•	•
D-ViewCam™ Compatible	•	•	•	•	•
PHYSICAL AND ENVIRONMENT					
IP Rating	•	IP66	•	IP66	IP66
Vandal Proof	•	IK10	•	•	•
Dimensions	95 x 58 x 30.7mm	Φ110 x 78mm	Φ110 x 78mm	Φ65 x 164mm	Φ113 x 77.7mm
Operating Temperature	0 ~ 40°C	-30 ~ 50°C	0 ~ 40°C	-30 ~ 50°C	-30 ~ 50°C
Operating Humidity	20 ~ 80% RH (non-condensing)	20 ~ 80% RH (non-condensing)	20 ~ 80% RH (non-condensing)	20 ~ 80% RH (non-condensing)	20 ~ 80% RH (non-condensing)

Network Camera Accessories: Brackets, PSU



MODEL	DCS-32-2	DCS-34-3	DCS-34-4
Type	Straight Tube (Short)	Bent Mount	Flush Mount
Compatible With	DCS-6815	DCS-6314, DCS-6315, DCS-6511	DCS-6511 DCS-6513



MODEL	DCS-80-6
Input Power	220~230 V AC
Output	24 V DC
Protection	IP66
Compatible With	DCS-6815



Video Management Software (VMS)

DCS-100

D-ViewCam™

D-ViewCam Video Management Software comes bundled with D-Link's network cameras and provides video recording, live view and playback management for up to 32 network cameras and video servers.

A comprehensive surveillance system designed to centrally manage multiple IP cameras for Home, Small Office Home Office (SOHO), or Small and Medium Business (SMB) users, it is compatible with all current D-Link IP cameras and video servers. It offers digital monitoring and recording capabilities of video, audio and events for various security applications, and the software provides users with a wide array of features including an 'e-map mode' which allows users to arrange a map with camera locations and orientation. Additional features such as auto-patrol, rotate, zoom, and focus provide users with optimal control over their video surveillance.

DCS-250

D-ViewCam™ Plus

For larger organisations with more cameras in their network, there is D-ViewCam™ Plus (DCS-250), a comprehensive network camera surveillance software system designed for medium-to-large business as well as enterprise users. It centrally manages up to 64 network cameras and is compatible with current D-Link network cameras, video servers and an extensive range of third-party network cameras from more than 40 other companies. This software offers digital monitoring and recording of video, audio, and events for use in various security applications. Furthermore, this easy-to-use surveillance software provides users with a wide array of features, including multiple-channel playback, high-resolution monitoring and live view.

DCS-250-PRE-001-LIC IVS Presence License

This license enables video analytics functions to detect when an object is inside or is crossing a zone or a line.

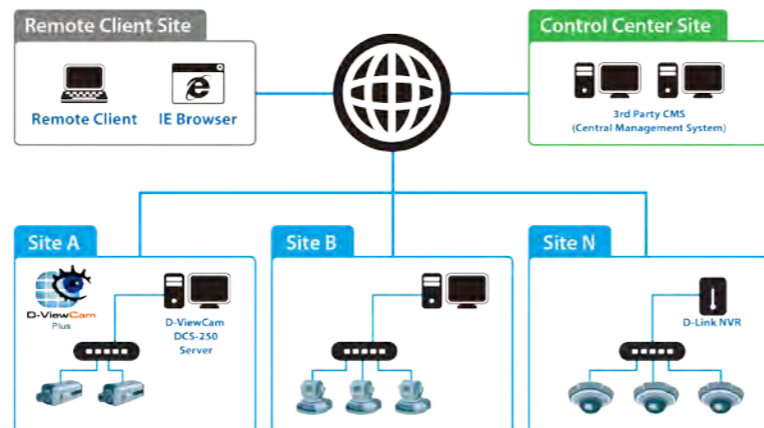
- 40 detection zones or lines
- Precise detection algorithm with up to 95% accuracy

DCS-250-COU-001-LIC IVS Counting License

This license enables video analytics functions such as people and vehicle counting.

- 40 detection zones and tracks up to 100 targets per camera
- Self-learning algorithm automatically adapts to environment changes

D-ViewCam (DCS-100) / D-ViewCam Plus (DCS-250) Typical Network Set-up



Video Display



Video Playback

Video Encoder

D-Link's high-performance, single-channel video encoder integrates existing analogue CCTV (closed circuit television) into an IP-based video surveillance system.

This video encoder is the ideal choice for businesses where surveillance equipment is already installed and functioning. The alarm handling features provide alerts in the event of loss of video or loss of network connection, and motion alarms with configurable detection areas allow for effective surveillance and help to mitigate the need for constant human supervision. A buffer system allows the server to capture images to the built-in SD card slot both before and after an event occurs.

What is a Video Encoder?

Video encoders, also known as video servers, enable an existing analogue CCTV video surveillance system to be integrated with an IP-based network video system. Video encoders play an important role in installations where many analogue cameras already exist and are to be retained since they are still in good, functioning order.

How Does it Work?

A video encoder connects to an analogue video camera via a coaxial cable and converts analogue video signals into digital video streams that are then sent over a wired or wireless IP-based network (e.g. LAN, WLAN or Internet). To view and/or record the digital video signal, a computer can be used instead of DVRs, VCRs or analogue monitors.

By using video encoders, analogue video cameras of all types, such as fixed, indoor/outdoor, dome, pan/tilt/zoom, and other specialist cameras can be remotely accessed and controlled over an IP network.

What are the Benefits of a Video Encoder?

A video encoder also offers other benefits such as event management and advanced video and security functionalities. In addition, it provides scalability and ease of integration with other security systems.

DVS-310-1 H.264 PoE Video Encoder



- H.264/MPEG-4/MJPEG triple codec
- Two-way audio
- Motion detection
- One-channel BNC input
- SD card slot (SD card not included)
- PoE support
- Digital input x 2
- Digital output x 1
- RS485 interface
- Audio line in/out



MODEL		DVS-310-1
Network Specifications	Interface	1 x 10/100BASE-TX
	802.3af PoE Compatible	•
	Network Protocols	IPv4, DHCP, ARP, DNS, TCP/IP, DDNS (D-Link), HTTP, HTTPS, UPnP™, Port Forwarding, Samba, SMTp, PPPoE, NTP (D-Link), FTP, RTP, RTSP, UDP, RTCP, ICMP, 3GPP
Video Specifications	Video Format	MJPEG, MPEG-4, H.264
	Bit Rate	64 Kbps to 4 Mbps
	Supported Resolutions	PAL: D1 (720 x 576), CIF (352 x 288), QCIF (176 x 144) NTSC: D1 (720 x 480), CIF (352 x 240), QCIF (176 x 120)
	Video Input	1CH, NTSC/PAL, BNC Connector, 1.0 Vp-p with 75 Ω Loading
	Video Recording	Instant Local Video Recording
Audio	Video Buffer	Pre/Post Buffer for Image/Video Capture
	Bidirectional Audio	•
	Audio Connector	3.5 mm Stereo Input/Output
	Audio Input	8 KHz Sample Rate, ADPCM
	Audio Output	8 KHz Sample Rate, ADPCM
	Audio Codec	G.726
	PTZ Connection	RS485
Pan/Tilt/Zoom	PTZ Protocols	PelcoP, PelcoD, Merit Liliin, Visca, DynaColour, Transparent
	Baud Rate	1200, 1800, 2400, 4800, 9600, 19200
Digital I/O	Number of Inputs	2
	Number of Outputs	1
Alarm Handling	Loss Detection	Video and Network Loss Detection
	Motion Detection	Hardware Based, Multiple Detection Areas
	Event Handler	Alerts by FTP and Email
Storage	Local Storage	SD Card
	D-ViewCam™	Compatible
Physical and Environment	Dimension (L x W x H)	90 x 78 x 36 mm
	Weight	232 g
	Operating Temperature	0°C to 40°C
	Operating Humidity	20% to 80% RH Non-Condensing

Network Video Recorders

D-Link's standalone, wired Network Video Recorders (NVRs) support up to nine network cameras with MJPEG, MPEG-4 or H.264 recording onto high-speed 3.5-inch SATA hard drives for long-term recording and video playback. These NVRs support real-time monitoring and playback via a web browser from cameras located in local or remote sites, and all without turning on a computer.

DNR-312L mydlink™ Network Video Recorder with HDMI



- Accessible from the Internet with mydlink™
- One bay for SATA hard drive (not included)
- HDMI display output
- 2 x USB ports for keyboard/mouse control, storage backup, UPS status update
- Monitor and record up to nine cameras simultaneously using MJPEG, MPEG-4 or H.264 video formats
- HD recording (720p)
- Supports all D-Link cameras

DNR-322L Cloud Network Video Recorder



- Accessible from the Internet with mydlink™
- USB port for UPS status update
- Two bays for SATA hard drives (not included)
- Slot for Kensington security lock
- Nine-channel IP camera recording
- Single-channel playback
- RAID 0/1 and JBOD
- HD recording (720p)
- Configurable recording schedules
- Supports all D-Link cameras

DNR-326 2-Bay Professional Network Video Recorder



- Two bays for SATA hard drives (not included) with optional RAID 1 protection
- USB port for UPS status update
- Support for all D-Link cameras as well as many third-party cameras (Axis, Panasonic, Sony, Mobotix, Cisco, etc)
- Monitor and record up to nine cameras simultaneously using MJPEG, MPEG-4 or H.264 video formats
- SmartSearch technology to simplify event investigation
- Full HD recording (1080p)
- Digital watermark to prevent tampering on recorded files

DNR-2060-08P JustConnect™ Multifunctional Network Video Recorder



- Six bays for SATA hard drives
- HDMI and VGA dual display outputs
- Front panel controls
- Auto discovery and auto configuration
- Monitor, record and play back up to eight cameras simultaneously using MJPEG, MPEG-4 or H.264 video formats
- Built-in PoE+ switch
- Supports all D-Link IP cameras

What does JBOD mean?

JBOD stands for 'Just a Bunch of Disks' – essentially a collection of independent hard drives – where each disk is accessible separately or as a combined (spanned) single logical volume rather than through a collective RAID interface. It offers no redundancy or performance advantages, so if the 'bunch' of disks is operating as a spanned volume and one drive fails, the whole lot fail.

What is mydlink™?

mydlink™ is a cloud-based platform that maintains a live link between your mydlink™-enabled product via the Internet and your mydlink™ smartphone/tablet app, so that you can always be in control, wherever you are and whenever you want. Whether you want to access, control, monitor or store, there is a mydlink™ product, and supporting smartphone or tablet app, to help you. Just look for the mydlink™ logo...



MODEL	DNR-312L	DNR-322L	DNR-326	DNR-2060-08P	
General	Number of Channels	9	9	9	
	Compression Format	H.264/MPEG-4/MJPEG	H.264/MPEG-4/MJPEG	H.264/MPEG-4/MJPEG	
	Maximum Recording Performance	H.264 at 720p at 270 fps	H.264 1080P: 90 Mbps H.264 720P: 90 Mbps MJPEG 1080P: 90 fps MJPEG 720P: 192 fps	H.264 1080P: 90 Mbps H.264 720P: 90 Mbps MJPEG 1080P: 90 fps MJPEG 720P: 192 fps	H.264 at 1080p at 240 fps
Video Management – Live View	Video Output	HDMI			
	Display Mode	1, 4, 9 Split Screen	1, 4, 6, 9, 16, 25, 36, 64 Split Screen	1, 4, 6, 9, 16, 25, 36, 64 Split Screen	
	Auto Scan	•	•	•	
	PTZ Control	•	•	•	
	Auto Pan/Patrol	•	•	•	
Video Management – Recording	One-/Two-Way Audio	Two-Way Audio	One-Way Audio	One-Way Audio	
	Recording Type	Schedule/ Manual/ Event (Motion)	Schedule/ Manual/ Event (Motion)	Schedule/ Manual/ Event (DI/ Motion)	
	Edge Motion Detection (by Camera)	•	•	•	
	Pre-Recording/ Post-Recording Period	Pre-Rec: 60 seconds Post-Rec: 300 seconds	Pre-Rec: 180 seconds Post-Rec: 180 seconds	Pre-Rec: 180 seconds Post-Rec: 180 seconds	Pre-Rec: 70 seconds Post-Rec: 70 seconds
	Audio Recording	•	•	•	
	Auto Recycling (Disk Capacity)/ Scheduled Recycling (Days)	•	•	•	
	Simultaneously Playback Channels	9	1	4	8
Video Management – Playback	Playback Mode	Video Control (Play, Stop, Pause, Forward, Backward, Next, Previous)	Video Control (Play, Stop, Pause, Forward, Backward, Next, Previous)	Video Control (Play, Stop, Pause, Forward, Backward, Next, Previous)	
	Digital Zoom Ratio	16 x	4 x	4 x	
	Audio Control	•	•	•	
	Video Search (Factor)	• (Time, Event, Camera)	• (Time, Event, Camera)	• (Time, Event, Camera)	
	Smart/ Intelligent Search (Factor)			• (Motion Detection Missing/ Abandoned Object Lost Focus/ Camera Occlusion)	
	Video Enhancement		•	•	
	Video Export File Format	AVI	AVI/ASF (Time Stamp)	AVI/ASF (Time Stamp)	
	Image Export File Format	BMP/JPG	BMP/JPG	BMP/JPG	
	Tamper-Proof (Digital Watermark)	•	•	•	
	I/O Control	•	•	•	
Event Management	Event to Email	•	•	•	
	Event to Alarm	•	•	•	
	Event by Signal Lost	•	•	•	
	Event by Disk Full	•	•	•	
Remote Access	Client Viewer	Browser/mydlink™ View NVR APP	Browser/mydlink™ Mobile App	Browser/Multi-NVR Viewer	
	Remote View	•	•	•	
	Concurrent Channels per Client (Max)	9	9	9	
E-Map	Playback Viewer	Browser/ Playback Manager	Browser/ Playback Manager	Browser/ Playback Manager	
	E-Map Layers	3	1	1	
Compatibility	E-Map Image Format	BMP/ JPG	BMP/ JPG	BMP/ JPG	
	Supported Cameras	D-Link	D-Link	D-Link and Third Party	
Hardware	Auto Surveillance VLAN Support	•	•	•	
	Hard Disk Bays	1 x 3.5" SATA HDD, Max. 4TB	2 x 3.5" SATA HDD, Max. 8TB	2 x 3.5" SATA HDD, Max. 8TB	
	Hard Disk Configuration	Single	Single, RAID 0 / 1, JBOD	Single, RAID 0 / 1, JBOD	
	NAS (File Server)		Standard HDD Mode	Standard HDD Mode	
	Network Interface	1 x Gigabit Port	1 x Gigabit Port	1 x Gigabit Port	
	PoE Support				
	Backup Options	USB			
	Front Panel Controls				
	Auto Boot-Up (Power Recovered)	•	•	•	
	Dimensions	49.8 x 141.6 x 173 mm	115 x 146.4 x 178.5 mm	115 x 146.4 x 178.5 mm	
	Weight	425 g	875 g	875 g	
	Power Consumption	30 W (Max) 0.337 W (Standby)	25.20 W (Max) 0.234 W (Standby)	25.20 W (Max) 0.234 W (Standby)	
	Operation Temperature	0°C to 40°C	0°C to 55°C	0°C to 55°C	
mydlink™ Functions	Live View, Playback, Disk/Camera Status				

Network Storage

Every business requires a reliable way of storing and backing up their data. D-Link provides a range of simple and cost-effective network storage products to meet any data management challenges. Products in this category include Network Attached Storage (NAS) devices such as the Cloud-enabled ShareCenter™ 2-Bay and 4-Bay Storage Network Enclosures and rack-mountable unified storage appliances for larger businesses or enterprise-class levels of storage. With the former you can share, download, delete or upload documents, files and media content such as photos, presentations and videos on a network or remotely over the Internet via the secure mydlink™ portal or using the mydlink™ Access-NAS app available for iPhone, iPad and Android devices, whilst the latter come with massive capacity capability and support for lightning-fast data throughput via Gigabit Ethernet connections.



Range Overview

Network Attached Storage (NAS)

4-BAY (UP TO 24 TB)	 DNS-340L	
2-BAY (UP TO 12 TB)	 DNS-320L	 DNS-327L


Unified Storage Appliances

4-BAY (UP TO 24 TB)	 DNS-1550-04	 DNS-1560-04
---------------------	---	---

What is Network Attached Storage?

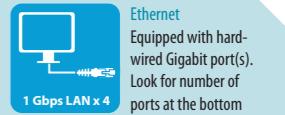
Network Attached Storage, or NAS for short, is essentially one or more hard drives, usually stored within a dedicated enclosure, that acts as a repository for files that all users on the network can access (provided they have the required software permissions). NAS devices are particularly important in businesses where multiple users want to share the same information and have quick and easy access to it. All D-Link's NAS devices come as standard with mydlink™, our multi-level cloud access platform.

What is mydlink™?

mydlink™ is a cloud-based platform that maintains a live link between your router via the Internet and your mydlink™ smartphone/tablet app, so that you can always be in control, wherever you are and whenever you want. Whether you want to access, control, monitor or automate, there is a mydlink™ product, and supporting smartphone or tablet app, to help you. Just look for the mydlink™ logo... 

Key

In the following pages you're going to see these icons. Here's what they mean...



VMware-Ready
Complies with VMware Inc's standards for cloud and virtualisation software and services



Windows Server™ 2008
Windows Server 2008
Confirms that products are guaranteed to work with Windows Server 2008



DLNA
Icon Title
Confirms to the Digital Living Network Alliance's standards for network device interoperability



Citrix-Ready
Complies with Citrix System Inc's standards for cloud and virtualisation software and services



UPnP
Universal Plug and Play
Devices will seamlessly discover each other's presence and establish functional services




mydlink™
mydlink™
Uses D-Link's cloud to store and access saved content and monitor remotely in real time

Network Attached Storage (NAS)

D-Link's Network Attached Storage solutions are designed to provide simple, reliable network storage for businesses of all sizes. These NAS devices can be easily deployed to provide centralised file sharing and set to protect data on any network. What's more, with the mydlink™ Cloud, data stored on these devices can be accessed from any Internet-connected device, whether in the office or on the move.




DNS-320L ShareCenter™ 2-Bay Cloud Network Storage Enclosure



UPnP
dlna
mydlink

- Two 3.5" internal SATA hard drive bays with capacity for up to 12 TB of storage (6 TB per bay)¹
- Disks can be RAID-configured for maximum capacity or maximum data security, depending on requirements
- USB 2.0 port for printer sharing or external backup disk
- Access your files from anywhere with mydlink™ cloud services
- Gigabit Ethernet for high-speed data transfer
- Multiple management options for control and notification
- Supports up to 256 users
- Media streaming including peer-to-peer download engine

DNS-327L ShareCenter™+ 2-Bay Cloud Network Storage Enclosure



UPnP
dlna
mydlink

- Two 3.5" internal SATA hard drive bays with capacity for up to 12 TB of storage (6 TB per bay)¹
- Disks can be RAID-configured for maximum capacity or maximum data security, depending on requirements
- Stream digital content to compatible DLNA media players
- USB 3.0 port for printer sharing or external backup disk
- Includes smart library applications
- Remotely access/manage data or built-in applications from anywhere using the mydlink™ mobile device app or on a computer through the mydlink™ portal

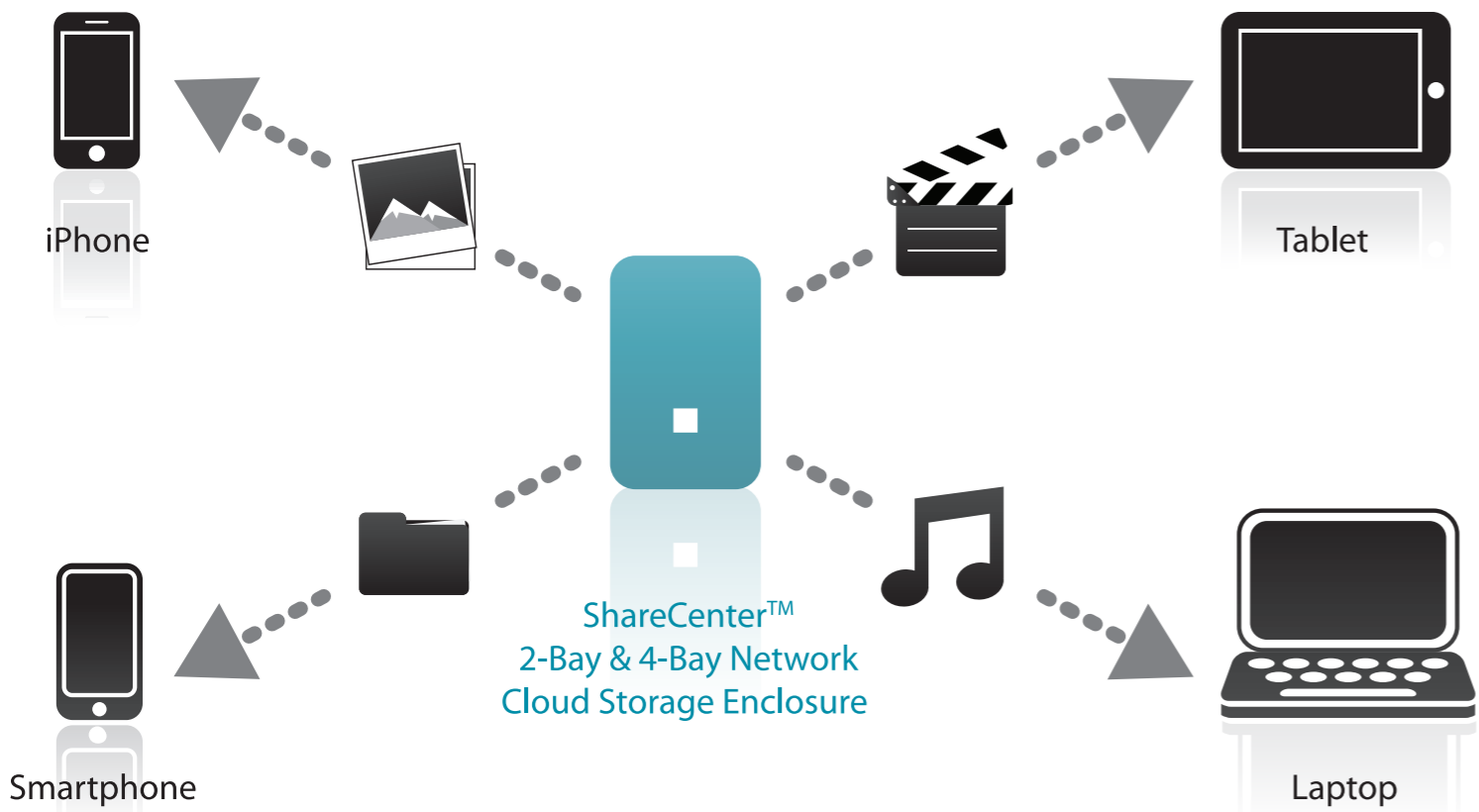
DNS-340L ShareCenter™+ 4-Bay Cloud Network Storage Enclosure



UPnP
dlna
mydlink

- Four 3.5" internal SATA hard drive bays with capacity for up to 24 TB of storage (6 TB per bay)¹
- Access files from anywhere on any computer or on iOS and Android smartphones and tablets with the free mydlink™ Access-NAS app
- Zero-configuration technology for easy set-up
- Multiple RAID types for a wide array of storage options
- Dual-Gigabit Ethernet for high-speed data transfer
- Multiple back-up options including Apple Time Machine
- Multiple USB 2.0 and 3.0 ports for sharing additional storage or adding a network printer

¹ Hard drives not included



MODEL		DNS-320L	DNS-327L	DNS-340L	
Storage Features	Number of Bays	2	2	4	
	Max Capacity ¹	12 TB	12 TB	24 TB	
	Supported Drive Type	3.5" Internal SATA I/II with Capacity of up to 6 TB per Bay			
Hardware and Performance	CPU Speed	1 GHz	1.2 GHz	1.2 GHz	
	Dual-Core CPU	•			
	SDRAM	256 MB	512 MB	512 MB	
	Maximum Throughput (Read)	66 MB/s	81.8 MB/s	90 MB/s	
Network	Interfaces	Ethernet	1 x Gigabit	1 x Gigabit	2 x Gigabit
		USB	1 x USB 2.0	1 x USB 3.0	1 x USB 3.0, 2 x USB 2.0
	802.3ad Link Aggregation	•			
	iSCSI	•			
	File System	CIFS, NFS, Web File Manager AFP, WebDAV	CIFS, NFS, Web File Manager AFP, WebDAV	CIFS, NFS, Web File Manager AFP, WebDAV	
	Active Directory	•			
	VLAN Support	•			
	Media Server	•			
	FTP Server	•			
	User/Group Quotas	•			
	Dynamic DNS	•			
	USB Drive Support	•			
	USB Print Server Support	•			
USB UPS Monitoring	•				
Volume and RAID	RAID Controller	Single	Single	Single	
	RAID Support	RAID 0/1 JBOD Standard	RAID 0/1 JBOD Standard	RAID 0, 1, 5, 10, 5+Hot Spare, JBOD, Standard	
	Target Nodes	•			
	Hot-Swappable Drives	•			
	Free-Space Defragmentation	•			
	S.M.A.R.T.	•			
	Thin Provisioning	•			
	Volume Snapshots	•			
	Virtual Disks	•			
	My Photos	•			
Applications and Third-Party Add-On Support	My Files	•			
	My Music	•			
	My Surveillance/Surveillance Center	•			
	P2P Download	•			
	FTP/HTTP Download	•			
	Remote Backup	•			
	Local Backup	•			
	Amazon S3 Backup	•			
	D-Link Vault	•			
	Third Party Add-On Support	•			
	Storage Management	Web-Based GUI	HTTP, HTTPS	HTTP, HTTPS	HTTP, HTTPS
Easy Search Utility		•			
Firmware Upgradable		•			
Email Alerts		•			
SNMP		•			
Physical and Environment	Display	•			
	Power Supply Type	External	External	External	
	Dimensions	90 x 144.3 x 193.3 mm	90 x 144.3 x 195.3 mm	185 x 146 x 217.4 mm	
	Operating Temperature	0°C to 40°C	0°C to 40°C	0°C to 40°C	
Operating Humidity	5% to 90% RH Non-Condensing	5% to 90% RH Non-Condensing	0% to 90% RH Non-Condensing		

What is mydlink™?

mydlink™ is a cloud-based platform that maintains a live link between your router via the Internet and your mydlink™ smartphone/tablet app, so that you can always be in control, wherever you are and whenever you want. Whether you want to access, control, monitor or automate, there is a mydlink™ product, and supporting smartphone or tablet app, to help you. Just look for the mydlink™ logo...



What does RAID mean?

A Redundant Array of Independent Disks (RAID) (sometimes referred to as a Redundant Array of Inexpensive Disks) is where data is spread across multiple hard disks, optionally together with error correction data to enable the array to continue working in the event of one or, in some cases, two disk failures. RAID protection can be implemented in software or, for better performance, at hardware level using a RAID disk controller. Different levels of RAID are available, popular options being simple mirroring of disks, RAID 1, and RAID 5 where data and error correction information is striped across all the disks in the array.

Unified Storage Appliances with NAS and iSCSI

Unified appliances offer all the benefits of NAS in terms of server-like network file sharing with management via an easy to use browser interface. In addition, however, they can also be used to provide block-level access to storage in the appliance using the iSCSI protocol.



DNS-1550-04 ShareCenter™ Pro 1550 Rack-Mount Unified Appliance



- 1U rack-mount format
- Hot-swappable 3.5" drive bays
- Redundant hot-swappable power supplies
- Dual-core processor plus 2 GB RAM
- RAID 6 to protect against two drive failures at once
- Network file sharing on mixed Windows, Mac OS and Linux networks
- Up to 32 volume snapshots
- HTTPS and FTP support plus DDNS for simplified remote access
- Block-level iSCSI data transfers with up to 64 iSCSI targets
- Two auto-sensing Gigabit Ethernet ports with link aggregation and automatic failover/failback
- Five USB ports for printer, flash drive and external disk attachment plus UPS monitoring
- Integrated backup support including backup to the cloud
- Bundled client software for backup of Windows PCs plus Apple Time Machine Support

DNS-1560-04 ShareCenter™ Pro 1560 Rack-Mount Unified Appliance



- 1U rack-mount format
- Hot-swappable 3.5" drive bays
- Redundant hot-swappable power supplies
- Dual-core processor plus 4 GB RAM
- Network file sharing on mixed Windows, Mac OS and Linux networks
- Virtual disks with thin provisioning
- De-duplication support
- Up to 32 volume snapshots
- HTTPS and FTP support plus DDNS for simplified remote access
- Block-level iSCSI data transfers with up to 64 iSCSI targets
- Two auto-sensing Gigabit Ethernet ports with link aggregation and automatic failover/failback
- Two USB ports for printer, flash drive and external disk attachment plus UPS monitoring
- Integrated backup support including backup to the cloud
- Bundled client software for backup of Windows PCs plus Apple Time Machine Support



MODEL		DNS-1550-04	DNS-1560-04	
Storage Features	Number of Bays	4	4	
	Maximum Capacity	24 TB	24 TB	
	Drive Type			
Hardware and Performance	CPU Speed	Dual Core 1.8 GHz	Dual Core 1.86 GHz	
	SDRAM	2 GB	4 GB	
	Maximum Throughput (Read)	89 MB/s	120 MB/s	
Network	Interfaces	Ethernet	2 x Gigabit	2 x Gigabit
		USB	5 x USB 2.0	2 x USB 2.0
	802.3ad Link Aggregation	•	•	
	iSCSI	•	•	
	File System	CIFS/SMB, NFS, DFS, AFP	SMB/CIFS, NFS, AFP, FTP, WebDAV	
	Active Directory	•	•	
	VLAN Support	•	•	
	Media Server	•	•	
	FTP Server			
	User/Group Quotas	•	•	
	Dynamic DNS			
	USB Drive Support	•	•	
	USB Print Server Support	•	•	
	USB UPS Monitoring	•	•	
	Volume and RAID	RAID Controller	Single (Module)	Single (Module)
		RAID Support	0, 1, 5, 6, 10 and JBOD	0, 1, 5, 10 and JBOD
Target Nodes		64	64	
Hot-Swappable Drives		•	•	
Free Space Defragmentation		•	•	
S.M.A.R.T.		•	•	
Thin Provisioning			•	
Compression			•	
De-Duplication			•	
Volume Snapshots		•	•	
Virtual Disks		•	•	
ZFS file system		•		
Storage Management	Web-Based GUI	HTTP, HTTPS	HTTP, HTTPS	
	Easy Search Utility	•	•	
	Firmware Upgradable	•	•	
	Email Alerts	•	•	
	SNMP	•	•	
Physical and Environment	Integrated Anti-Virus		• (3-year McAfee license included)	
	Display			
	Power Supply Type	Internal, 226 W (Redundant, 80 PLUS Certified)	Internal, 226 Ws (Redundant, 80 PLUS Certified)	
	Dimensions	429 x 442 x 44 mm	533.4 x 442 x 44 mm	
	Operating Temperature	5°C to 35°C	5°C to 35°C	
Operating Humidity	10% to 85% RH Non-Condensing	10% to 85% RH Non-Condensing		

What does Link Aggregation mean?

Link aggregation combines (aggregates) multiple network connections in parallel in order to increase throughput beyond what a single connection could sustain, and provides redundancy should one of the links fail. Combining can occur such that multiple interfaces share one logical address (IP) or one physical address (MAC address), or it allows each interface to have its own address. A logical connection requires that both ends of a link use the same aggregation method, but has performance advantages over the physical connection method.

What does iSCSI mean?

An implementation of the block-level SCSI (Small Computer System Interface) disk protocol for use on IP networks, iSCSI enables a Storage Area Network (SAN) to be implemented using ordinary Ethernet cabling and switches rather than more complex and expensive Fibre Channel hardware. An iSCSI target is a volume on a storage array. An iSCSI initiator is the hardware/software that connects an iSCSI target to a host server.

What is Failover?

Failover is the automatic switching to a redundant or standby server, system, hardware component or network upon the failure or unexpected termination of the previously active server, system, hardware component or network. Failover and switchover are essentially the same thing, except that failover is automatic and usually operates without warning, while switchover requires human intervention.

What does RAID mean?

A Redundant Array of Independent Disks (RAID) (sometimes referred to as a Redundant Array of Inexpensive Disks) is where data is spread across multiple hard disks, optionally together with error correction data to enable the array to continue working in the event of one or, in some cases, two disk failures. RAID protection can be implemented in software or, for better performance, at hardware level using a RAID disk controller. Different levels of RAID are available, popular options being simple mirroring of disks, RAID 1, and RAID 5 where data and error correction information is striped across all the disks in the array.

D-Link Assist



Expect instant help if the unexpected happens

If the unexpected happens to your network, you need the very best support, and you need it fast, because downtime costs your business money. D-Link Assist maximises your uptime by solving technical problems quickly and effectively thanks to our highly trained technicians who are on standby around the clock, ensuring that award-winning support is only a phone call away.

Comprehensive Cover Available Across all D-Link Business Products

D-Link Assist can be purchased together with any D-Link business product. So whether you're buying switching, wireless, storage, security or video surveillance equipment from D-Link, your peace of mind is guaranteed.

D-Link Assist also offers installation and configuration services to get your new hardware working quickly and correctly.

As standard, when you purchase a D-Link product we will exchange it should something go wrong.¹

Convenient Choice of Three Service Levels to Suit Your Needs

D-Link Assist Gold
For comprehensive 24-hour support

D-Link Assist Silver
For prompt same-day assistance

D-Link Assist Bronze
For guaranteed next business day response

Peace of Mind from our Award-Winning Support Services

Plug into our network of highly trained specialists who will act quickly to diagnose your problem and take instant corrective action.

Choose the Enhanced Service Level That is Right For You

With a choice of three affordable service offerings covering all D-Link business products, you can select the package that suits you best.

Get Expert Help With Your Installation and Configuration

Available on selected products, D-Link Assist can help you get your new hardware up and running with the minimum of fuss.

Installation services include unpacking, quality inspection, interconnection with host server, and installation and integration of software.²

Benefit From D-Link's Global Reach and Local Support

Established in 1986, D-Link has evolved to become a billion dollar global enterprise with 160 offices across 71 countries.

With highly trained technicians on standby across Europe you can be sure of the very best in local support, wherever you are.

Dare to Compare

D-Link Assist offers remarkable value service of the highest quality at a very reasonable price. We challenge you to find a more competitive technical support solution.

Why D-Link?

D-Link is one of the world's leading network infrastructure companies, providing a complete end-to-end solution including switching, storage, video surveillance, wireless and data security, ensuring interoperability from one vendor, with award-winning support.

For nearly 30 years, D-Link has designed, developed and manufactured award-winning networking and communications products. We pride ourselves on consistently delivering innovative, high-performing and intuitive products for businesses.

With D-Link technology, you can increase network performance and cut operational costs.

D-Link delivers its extensive range of networking products to organisations and consumers through its global network of channel partners and service providers. It understands the significance of accessing, managing, securing and sharing data and digital content, and has pioneered many IP technologies to deliver a fully integrated digital home and business network experience.



For Comprehensive 24-Hour Support

D-Link Assist Gold is perfect for mission-critical environments where maximum uptime is a high priority. It guarantees four-hour around-the-clock response and cover applies 24/7 for every day of the year, including holidays.



For Prompt Same-Day Assistance

D-Link Assist Silver is designed for 'high-availability' businesses that require rapid response within regular working hours. It provides a four-hour response service Monday to Friday from 8am to 5pm, excluding holidays.



For Guaranteed Response on the Next Business Day

D-Link Assist Bronze is a highly cost-effective support solution for less critical environments. Response is guaranteed within eight business hours, Monday to Friday from 8am to 5pm, excluding holidays.

Longer warranty for longer life.
For extra reassurance, D-Link Assist gives you the option of extending warranties by three years on any D-Link business products that you purchase.

D-Link Assist is currently available in the following countries: Austria, Belgium, Czech Republic, Denmark, Finland, France, Germany, Hungary, Republic of Ireland, Italy, Luxembourg, Monaco, The Netherlands, Norway, Poland, Portugal, San Marino, Spain, Sweden, Switzerland, United Kingdom and Vatican.
*Partial coverage available.

¹ Only for the duration of the hardware warranty for as long as the original buyer owns the product. Original proof of purchase may be required.
² D-Link products only.

Index

- Introduction to Business Solutions** 2
- Key Solutions from D-Link** 4
- Introduction to Switches** 8
- Introduction to Power over Ethernet (PoE)** 10
- xStack Chassis Switches** 12
 - DGS-6604-SK 12
 - DGS-6608-SK 12
- Layer 3 10 Gigabit Stackable Managed Switches** 14
 - DXS-3600-16S 14
 - DXS-3600-32S 14
- xStack Layer 3 Gigabit Stackable Managed Switches** 16
 - DGS-3620-28TC 16
 - DGS-3620-28SC 16
 - DGS-3620-28PC 16
 - DGS-3620-52T 16
 - DGS-3620-52P 16
- xStack Layer 2+ Gigabit Stackable Managed Switches** 18
 - DGS-3420-28TC 18
 - DGS-3420-28SC 18
 - DGS-3420-28PC 18
 - DGS-3420-52T 18
 - DGS-3420-52P 18
- xStack Layer 2 Gigabit Stackable Managed Switches** 20
 - DGS-3120-24TC 20
 - DGS-3120-24PC 20
 - DGS-3120-24SC 20
 - DGS-3120-48TC 20
 - DGS-3120-48PC 20
- Layer 2 Gigabit Managed Switch** 22
 - DGS-3000-10TC 22
- xStack Layer 2 Fast Ethernet Managed Switches** 24
 - DES-3200-10 24
 - DES-3200-18 24
 - DES-3200-28 24
 - DES-3200-28P 24
 - DES-3200-52 24
 - DES-3200-52P 24
- 10 Gigabit Ethernet Smart Managed Switches** 26
 - DXS-1210-10TS 26
 - DXS-1210-12TC 26
- Gigabit Stackable Smart Managed Switches** 28
 - DGS-1510-20 28
 - DGS-1510-28 28
 - DGS-1510-28P 28
 - DGS-1510-28X 28
 - DGS-1510-52 28
 - DGS-1510-52X 28
- Gigabit Smart+ Switches with Fibre Uplinks** 30
 - DGS-1210-10 30
 - DGS-1210-10P 30
 - DGS-1210-20 30
 - DGS-1210-28 30
 - DGS-1210-28P 30
 - DGS-1210-52 30
 - DGS-1210-52P 30
 - DGS-1210-52MP 30
- Gigabit Smart Switches with Fibre Uplinks** 32
 - DGS-1210-08P 32
 - DGS-1210-16 32
 - DGS-1210-24 32
 - DGS-1210-24P 32
 - DGS-1210-48 32

- Fast Ethernet Smart Switches** 34
 - DES-1210-08P 34
 - DES-1210-28 34
 - DES-1210-28P 34
 - DES-1210-52 34
- Gigabit Smart Switches** 36
 - DGS-1100-08 36
 - DGS-1100-08P 36
 - DGS-1100-16 36
 - DGS-1100-18 36
 - DGS-1100-24 36
 - DGS-1100-24P 36
 - DGS-1100-26 36
- Fast Ethernet Smart Switches** 38
 - DES-1100-16 38
 - DES-1100-24 38
- Gigabit Unmanaged Switches** 40
 - DGS-1005D 40
 - DGS-1008D 40
 - DGS-1008P 40
 - DGS-1008MP 40
 - DGS-1016D 40
 - DGS-1024D 40
 - DGS-105 40
 - DGS-108 40
- Fast Ethernet Unmanaged Switches** 42
 - DES-1005D 42
 - DES-1008D 42
 - DES-1005P 42
 - DES-1008PA 42
 - DES-1008F 42
 - DES-1016D 42
 - DES-1018P 42
 - DES-1018MP 42
 - DES-1024D 42
 - DES-105 42
 - DES-108 42
- D-View 7 Network Management System** 44
 - DV-700 44
- SFP/XFP Transceivers** 46
 - DEM-210 46
 - DEM-211 46
 - DEM-310GT 46
 - DEM-311GT 46
 - DEM-312GT2 46
 - DEM-314GT 46
 - DEM-431XT 46
 - DEM-431XT-DD 46
 - DEM-432XT 46
 - DEM-432XT-DD 46
 - DEM-421XT 46
- Redundant Power Supplies** 47
 - DPS-200 47
 - DPS-500 47
 - DPS-700 47
 - DPS-800 47
- Switch Cables** 48
 - DEM-CB50 48
 - DEM-CB50CXP 48
 - DEM-CB501CX 48
 - DEM-CB100 48
 - DEM-CB100S 48
 - DEM-CB300 48
 - DEM-CB300S 48
 - DEM-CB300CX 48
- Modules and Media Converters** 50
 - DEM-410CX 50
 - DEM-410X 50
 - DMC-300SC 50
 - DMC-515SC 50
 - DMC-530SC 50
 - DMC-700SC 50
 - DMC-810SC 50
 - DMC-805X 50
 - DMC-1000 50
 - DMC-1001 50

- Power over Ethernet (PoE) Adapters** 51
 - DWL-P50 51
 - DWL-P200 51
 - DPE-101GI 51
- Introduction to Business Wireless** 52
- Introduction to Wireless AC** 53
- Standalone Wireless Access Points** 56
 - DAP-1665 56
 - DAP-2310 56
 - DAP-2360 56
 - DAP-2553 56
 - DAP-2590 56
 - DAP-2690 56
 - DAP-2660 58
 - DAP-2695 58
 - DAP-3310 58
 - DAP-3410 58
 - DAP-3690 58
 - DAP-3662 58
- Central WiFiManager** 60
 - CWM-100 60
- Unified Wireless Access Points** 62
 - DWL-2600AP 62
 - DWL-3600AP 62
 - DWL-6600AP 62
 - DWL-6700AP 62
 - DWL-8600AP 62
 - DWL-8610AP 62
- Unified Wired/Wireless Access System** 64
 - DWS-3160-24TC 64
 - DWS-3160-24PC 64
 - DWS-4026 66
- Wireless Controller** 68
 - DWC-1000 68
 - DWC-2000 68
- Antennas and Cables** 70
 - ANT50-2000N 70
 - ANT24-CB03N 70
 - ANT24-CB06N 70
 - ANT24-CB09N 70
- Wireless Network Adapters** 71
 - DWA-182 71
 - DWA-171 71
 - DWA-172 71
 - DWA-582 71
- VPN Security Routers** 72
 - DSR-150N 72
 - DSR-250N 72
 - DSR-500N 72
 - DSR-1000N 72
- Introduction to Video Surveillance** 74
- Fixed Network Cameras (Wired/Wireless)** 76
 - DCS-930L 76
 - DCS-932L 76
 - DCS-933L 76
 - DCS-942L 76
 - DCS-2132L 76
 - DCS-2136L 76
 - DCS-2230/2230L 76
 - DCS-7000L 76

- Fixed Network Cameras (Wired – Indoor)** 78
 - DCS-2210 78
 - DCS-3010 78
 - DCS-3112 78
 - DCS-3710 78
 - DCS-3716 78
- Fixed Network Cameras (Wired – Outdoor)** 80
 - DCS-2310L 80
 - DCS-7010L 80
 - DCS-7110 80
 - DCS-7413 80
 - DCS-7513 80
- Panoramic and Mini Dome Cloud Cameras** 82
 - DCS-6004L 82
 - DCS-6010L 82
- Fixed Network Cameras (Wireless – Outdoor)** 83
 - DCS-2330L 83
 - DCS-2332L 83
- Fixed Dome Network Cameras (Wired)** 84
 - DCS-6113 84
 - DCS-6210 84
 - DCS-6314 84
 - DCS-6315 84
 - DCS-6511 84
 - DCS-6513 84
- Pan, Tilt, Zoom (PTZ) Network Cameras** 86
 - DCS-5009L 86
 - DCS-5020L 86
 - DCS-5222L 86
 - DCS-5615 86
 - DCS-6616 86
 - DCS-6915 86
- Vigilance Range Cameras** 88
 - DCS-4201 88
 - DCS-4602EV 88
 - DCS-4603 88
 - DCS-4701E 88
 - DCS-4802E 88
- Network Camera Accessories** 89
 - DCS-32-2 89
 - DCS-34-3 89
 - DCS-34-4 89
 - DCS-80-6 89
- D-ViewCam Video Management Software** 90
 - DCS-100 / DCS-250 90
- Video Encoder** 91
 - DVS-310-1 91
- Network Video Recorders** 92
 - DNR-312L 92
 - DNR-322L 92
 - DNR-326 92
 - DNR-2060-08P 92
- Introduction to Network Storage** 94
- Network Attached Storage (NAS)** 96
 - DNS-320L 96
 - DNS-327L 96
 - DNS-340L 96
- Unified Storage Appliances with NAS and iSCSI** 98
 - DNS-1550-04 98
 - DNS-1560-04 98
- D-Link Assist** 100

D-Link (Europe) Ltd

With our innovative approach to computer networking, D-Link helps you connect to more of everything. From relatively modest beginnings, the company has grown over the last 29 years into an exciting global brand which is at the forefront of the very latest networking and IP surveillance technologies. With European offices in more than 30 countries, D-Link is well placed to serve your business needs.

Albania	Denmark	Luxembourg	Romania
Austria	Finland	FYR Macedonia	Serbia
Belgium	France	Malta	Slovakia
Bosnia and Herzegovina	Germany	Montenegro	Slovenia
Bulgaria	Greece	Netherlands	Spain
Croatia	Hungary	Norway	Sweden
Czech Republic	Italy	Poland	Switzerland
	Kosovo	Portugal	UK and Ireland

Disclaimers and Trademarks

D-Link is a registered trademark of D-Link Corporation and its subsidiaries. D-ViewCam, D-ViewCam Plus, xStack, SecuriCam, mydlink, xStack, SafeGuard Engine, D-Link Green, D-Link Assist and others registered by D-Link which may have not been included in this list are trademarks or registered trademarks of D-Link Corporation and/or D-Link Europe Ltd in Europe and/or other countries. Other brand and product names may be the trademarks and properties of their respective holders. All information is subject to change without notice. All rights reserved. Copyright ©2015 D-Link Europe Limited.

Exclusions of Liability

We have used all reasonable endeavours to ensure that the data within this Business Solutions Guide is accurate at the time of going to press and to correct any errors or omissions as soon as practicable after being notified of them. Guide specifics are subject to change without notice.



For further information
visit www.dlink.com