

# CONTENT INDEX

TRANSMISSION	TYPE		SERIES	PAGE
TH125-C•3T40	3 SPD	FWD	51000	2
TH325•TH325-4L	4 SPD	FWD	32000D/E	10
4T40E•4T45E	4 SPD	FWD	59000	16
TH440-T4•4T60	4 SPD	FWD	66000	22
4T60•E	4 SPD	FWD/AWD	66000E	30
4T65E	4 SPD	FWD/AWD	66000B	38
4T80E	4 SPD	FWD	37000	46
6T30E	6 SPD	FWD	10324-	52
6T40E•6T41•6T45E•6T46	6 SPD	FWD/AWD	10264-	54
6T50E	6 SPD	FWD	10325-	58
6T70E•6T75E	6 SPD	FWD/AWD	10153	60
2MT70•2-MODE•AHS-F	EVT	FWD	90266-	66
TAAT	4 SPD	FWD	95000	68
VT25-E	CVT	FWD/AWD	90232-	72
MDRA•MJ7-8•MDPA	5 SPD	FWD/AWD	25173-	74
APXA•APX4•MPXA•MPWA•MPOA•AOYA•BOYA•BAXA•MAXA•MP1A•M6HA•MPJA•M DWA•PX4B•MPZA	4 SPD	FWD	50000B/N/R	76
B7XA•B7TA•B7YA	4 SPD	FWD	50000/BA/Q	80
AW50-40•AW50-42LE	4 SPD	FWD/AWD	97248-	84
AW55-50SN•51SN•AF33-5•AF23-5•RE5F22	5 SPD	FWD/AWD	97249-	90
AW60-40LE•41SN•AF13•17-AS17-4	4 SPD	FWD	93234-	94
AF40-TF-80SC•AF40-6	6 SPD	FWD/AWD	10251-	100
MX17	3 SPD	FWD	75000M	104
A130•A131L•A132L	3 SPD	FWD	75000B	108
A240•A241E•242E•A243E•A244E	4 SPD	FWD/4WD	75000A	112
A245E•A246E•A247E	4 SPD	FWD	75000F	116
U250E	5 SPD	FWD/AWD	95244-	120
U340E•U341E•F•MU5	4 SPD	FWD/AWD	95237-	126
AW80•81-40LE•U440•41E•TF80•81-40LE	4 SPD	FWD	10156-	132
F3A	3 SPD	FWD	65000	136
JF403E•LJ4A-EL	4 SPD	FWD	81000/A	140
BW35•T35•BW35TB•37TB•BW65•66	3 SPD	RWD	19000/47000/58000	144
TH180-C	3 SPD	RWD/4WD	41000	148
4L30E	4 SPD	RWD/4WD	41000E	152
TH200-C	3 SPD	RWD	32000	158
TH200-4R	4 SPD	RWD	32000M	164
Aluminum Powerglide	2 SPD	RWD	28000	170
TH300•ST300	2 SPD	RWD	38000	174
TH350-C•TH250-C	3 SPD	RWD/4WD	35000	178
TH400•3L80•375•425	3 SPD	RWD/4WD	34000D/B	186
TH700-R4•4L60	4 SPD	RWD/4WD	61000	192
4L60E•65E•70E•75E	4 SPD	RWD/4WD	61000E	202
4L80E•4L85E	4 SPD	RWD/4WD	34000E	214
4L40E•5L40E•50E	5 SPD	RWD/AWD	60000	220
6L45E•6L50E	6 SPD	RWD/AWD	10155-	226
6L80E	6 SPD	RWD/4WD	10150-	232
6L90E	6 SPD	RWD/4WD	10151-	238
2ML70•2-MODE•AHS-T	EVT/4FIXED	RWD/4WD	10253-	242
AT540•AT545	4 SPD	RWD	11000	244
Allison 1000•2000•2400	5/6/7 SPD	RWD/4WD	70000	248
A40•41•42•AW70•71•A44D•DL•DE•A46DE	3/4 SPD	RWD/4WD	46000/A/D/E/F/G/J/K	256
A340•A341E•A343E•A350•AW30-40LE	4 SPD	RWD/4WD	54000/J/X/W	260
AA80E•TL-80SN	8 SPD	RWD	74219-	266
JR403E•RG4R01A	4 SPD	RWD	33000	270
450-43LE•450•AW450-43LE	4 SPD	RWD/4WD	77000C	274



# VEHICLE TO TRANSMISSION INDEX

MODEL NAME	ENGINE	YEAR	TRANSMISSION	PAGE
<b>AM GENERAL</b>				
Hummer (1)	various	91-93	TH400•3L80•375•425	
Hummer (2) (H2SUT)	V/8 6.0L	04-07	4L60E•65E•70E•75E	
Hummer (2) (H2SUT)	V/8 6.0L 6.2L	06-09	6L80E	
Hummer (H1)	V/8 6.6L diesel	06-07	Allison 1000•2000•2400	
Hummer (H1)	V/8 (gas) 6.5L diesel	93-05	4L80E•4L85E	
Hummer (H3)	L/5 3.5L	06-09	4L60E•65E•70E•75E	
Hummer (H3)	V/8 5.3L	08-11	6L80E	
<b>BUICK</b>				
All w/2 speed	various	64-69	TH300•ST300	
Allure	L/4 2.4L V/6 3.0L/3.6L	10-10	6T70E•6T75E	
Anthem	n/a	15-16	6T40E•6T41•6T45E•6T46	
Apollo	various	73-80	TH350•C•TH250•C	
Century	V/6 3.1L	05-06	4T40E•4T45E	
Century	various	73-77	TH400•3L80•375•425	
Century	various	74-81	TH350•C•TH250•C	
Century	various	78-81	TH200•C	
Century	L/4 2.2L	82-96	TH125•C•3T40	
Century	V/6 3.0L/3.8L/4.3L	84-92	TH440-T4•4T60	
Century	V/6 3.1L	92-99	4T60•E	
Century	V/6 3.1L	99-05	4T65E	
Electra	various	74-76	TH400•3L80•375•425	
Electra	various	74-81	TH400•3L80•375•425	
Electra	various	76-83	TH350•C•TH250•C	
Electra	various	77-85	TH200•C	
Electra	various	80-83	TH350•C•TH250•C	
Electra	various	81-89	TH200-4R	
Electra	V/6 3.0L/3.8L/4.3L	85-90	TH440-T4•4T60	
Enclave	V/6 3.6L	08-16	6T70E•6T75E	
Enclave	n/a	15-16	9T	
Estate Wagon	various	81-90	TH200-4R	
Excelle	L/4 1.6L/1.8L	09-15	6T30E	
GL8	L/4 2.0L/2.4L V/6 3.0L	06-11	6T40E•6T41•6T45E•6T46	
LaCrosse	V/6 3.6L/3.8L	05-09	4T65E	
LaCrosse	L/4 2.0L/2.4L V/6 3.0L	06-16	6T40E•6T41•6T45E•6T46	
LaCrosse	L/4 2.4L	10-10	6T40E•6T41•6T45E•6T46	
LaCrosse	L/4 2.4L V/6 3.0L/3.6L	10-16	6T70E•6T75E	
LeSabre	V/6 3.8L	04-05	4T40E•4T45E	
LeSabre	various	74-76	TH400•3L80•375•425	
LeSabre	various	74-81	TH400•3L80•375•425	
LeSabre	various	76-83	TH350•C•TH250•C	
LeSabre	various	77-79	TH200•C	
LeSabre	various	81-89	TH200-4R	
LeSabre	V/6 3.0L/3.8L	86-91	TH440-T4•4T60	
LeSabre	V/6 3.1L/3.8L	92-97	4T60•E	
LeSabre	V/6 3.8L	98-05	4T65E	
Lucerne	V/8 4.6L	06-11	4T80E	
Lucerne	V/6 3.8L	06-11	4T65E	
Park Avenue	various	80-83	TH350•C•TH250•C	
Park Avenue	various	80-83	TH350•C•TH250•C	
Park Avenue	V/6 3.8L/3.8L SC	97-05	4T65E	
Rainier	L/6 4.2L V/8 5.3L	04-07	4L60E•65E•70E•75E	
Reatta	V/6 3.8L	88-90	TH440-T4•4T60	
Reatta	V/6 3.1L/3.8L	91-92	4T60•E	

INDEX



# VEHICLE TO TRANSMISSION INDEX

INDEX

MODEL NAME	ENGINE	YEAR	TRANSMISSION	PAGE
Regal	L/4 2.0L/2.4L	08-16	6T40E•6T41•6T45E•6T46	
Regal	L/4 2.4L	11-16	6T70E•6T75E	
Regal	various	64-69	TH300•ST300	
Regal	various	69-81	TH400•3L80•375•425	
Regal	various	69-83	TH350•C•TH250•C	
Regal	various	81-87	TH200•C	
Regal	various	83-87	TH200•4R	
Regal	V/6 2.8L/3.1L/3.8L	88-92	TH440•T4•4T60	
Regal	V/6 3.1L/3.8L	93-97	4T60•E	
Regal	V/6 3.8L/3.8L SC	97-05	4T65E	
Rendezvous	V/6 3.4L/3.5L/3.6L	01-06	4T65E	
Riviera	various	64-76	TH400•3L80•375•425	
Riviera	various	71-78	TH400•3L80•375•425	
Riviera	various	77-78	TH200•C	
Riviera	various	77-78	TH350•C•TH250•C	
Riviera	various	79-81	TH325•TH325-4L	
Riviera	various	82-85	TH325•TH325-4L	
Riviera	V/6 3.8L	86-90	TH440•T4•4T60	
Riviera	V/6 3.8L	91-96	4T60•E	
Riviera	V/6 3.8L	97-99	4T65E	
Roadmaster/Wagon	V/8 5.7L	91-92	TH700•R4•4L60	
Skyhawk	various	75-80	TH350•C•TH250•C	
Skyhawk	various	76-80	TH200•C	
Skyhawk	L/4 2.4L	82-89	TH125•C•3T40	
Skylark	various	64-69	TH300•ST300	
Skylark	various	69-79	TH350•C•TH250•C	
Skylark	L/4 2.3L	80-81	TH125•C•3T40	
Skylark	L/4 2.3L	82-95	TH125•C•3T40	
Skylark	L/4 2.3L/2.4L V/6 3.1L	94-98	4T60•E	
Skylark	L/4 2.4L	97-97	4T40E•4T45E	
Somerset	various	85-89	TH125•C•3T40	
Special	various	65-69	TH300•ST300	
Special	various	67-72	TH400•3L80•375•425	
Special	various	69-72	TH350•C•TH250•C	
Terraza	V/6 3.5L	05-07	4T65E	
Verano	n/a	11-16	6T40E•6T41•6T45E•6T46	
Verano	n/a	15-16	X39F	
<b>CADILLAC</b>				
Allante	V/8 4.1L/4.5L	87-90	TH440•T4•4T60	
Allante	V/8 4.1L/4.5L	91-92	TH440•T4•4T60	
Allante	n/a	93-93	4T80E	
ATS	n/a	12-15	6L45E•6L50E	
ATS	V/6 3.6L	14-17	8L90E	
ATS	n/a	15-16	8L45E	
ATS Coupe	n/a	13-16	6L45E•6L50E	
ATS Coupe	n/a	14-16	8L45E	
ATS Coupe	V/6 3.6L	14-17	8L90E	
Catera	V/6 3.0L	97-01	4L30E	
Cimmaron	various	82-88	TH125•C•3T40	
Concours	V/8 4.6L	94-05	4T80E	
CT5	V/8 6.2L	10-14	6L90E	
CT5	V/6 3.6L	10-14	6L45E•6L50E	
CT6	V/6 3.0L	15-17	8L90E	
CTS	V/8 6.0L	07-14	6L80E	



# VEHICLE TO TRANSMISSION INDEX

INDEX

MODEL NAME	ENGINE	YEAR	TRANSMISSION	PAGE
CTS	V/6 3.6L	13-15	AA80E•TL-80SN	
CTS Coupe	V/8 6.2L	11-13	6L90E	
CTS Sport Wagon	V/8 6.2L	11-13	6L90E	
CTS/CTS-V	V/6 2.8L/3.2L/3.6L	03-07	4L40E•5L40E•50E	
CTS/CTS-V	V/6 3.6L	10-11	6L45E•6L50E	
CTS/CTS-V	V/6 3.0L	10-15	6L45E•6L50E	
CTS/CTS-V	n/a	15-16	8L45E	
CTS/CTS-V	V/8 6.2L	15-17	8L90E	
DeVille	various	73-84	TH400•3L80•375•425	
DeVille	various	80-81	TH200•C	
DeVille	various	80-82	TH350•C•TH250•C	
DeVille	various	81-85	TH200-4R	
DeVille	V/8 4.1L/4.3L/4.5L	85-90	TH440-T4•4T60	
DeVille	V/8 4.9L	91-95	4T60•E	
DeVille	V/8 4.9L	96-05	4T80E	
DTS	V/8 4.6L	06-11	4T80E	
E-CUV	n/a	16-16	9T	
E-Sedan	n/a	15-16	X26R	
E-Sedan	V/8 6.2L	15-17	8L90E	
Eldorado	various	67-78	TH400•3L80•375•425	
Eldorado	various	79-81	TH325•TH325-4L	
Eldorado	various	82-85	TH325•TH325-4L	
Eldorado	V/8 4.1L/4.5L	85-90	TH440-T4•4T60	
Eldorado	V/8 4.9L	91-93	4T60•E	
Eldorado	V/8 4.6L	95-03	4T80E	
Escalade Hybrid	V/8 6.0L	09-13	2ML70•2-MODE•AHS-T	
Escalade Hybrid	n/a	13-16	X26R	
Escalade/ESV/EXT	V/8 6.2L	07-16	6L80E	
Escalade/ESV/EXT	V/8 6.2L	15-17	8L90E	
Escalade/ESV/EXT	V/8 5.3L/5.7L/6.0L	99-06	4L60E•65E•70E•75E	
Fleetwood/Brougham	various	74-84	TH400•3L80•375•425	
Fleetwood/Brougham	various	80-81	TH200•C	
Fleetwood/Brougham	various	80-82	TH350•C•TH250•C	
Fleetwood/Brougham	various	81-90	TH200-4R	
Fleetwood/Brougham	V/8 5.7L	85-90	TH440-T4•4T60	
Fleetwood/Brougham	V/8 4.9L	91-93	4T60•E	
Fleetwood/Brougham	V/8 4.9L/5.7L	93-96	4L60E•65E•70E•75E	
Fleetwood/Brougham	various	97-01	4T80E	
Livery/Hearse/Limo	V/8 4.6L	97-01	4T80E	
Seville	various	80-81	TH325•TH325-4L	
Seville	various	82-85	TH325•TH325-4L	
Seville	V/8 4.1L/4.5L	86-90	TH440-T4•4T60	
Seville	V/8 4.9L	91-94	4T60•E	
Seville	V/8 4.6L	93-04	4T80E	
SRX	V/6 2.8L	09-11	AF40•TF-80SC•AF40-6	
SRX	V/6 2.8L/3.0L/3.6L	10-16	6T70E•6T75E	
SRX	V/6 3.6L	12-16	2MT70•2-MODE•AHS-F	
STS-V/XLR-V	V/8 4.4L	06-11	6L80E	
STS-V/XLR-V	V/8 4.6L V/6 3.6L	06-11	6L45E•6L50E	
STS-V/XLR-V	V/8 4.4L	07-13	6L90E	
STS/SRX/XLR	V/6 3.6L V/8 4.6L	04-07	4L40E•5L40E•50E	
STS/SRX/XLR	V/8 4.6L	07-11	6L45E•6L50E	
XTS	V/6 3.6L	13-16	6T70E•6T75E	
XTS	n/a	13-16	2MT70•2-MODE•AHS-F	

# VEHICLE TO TRANSMISSION INDEX

INDEX

MODEL NAME	ENGINE	YEAR	TRANSMISSION	PAGE
<b>CHEVROLET/CHEVY PICKUPS</b>				
Astro Van	V/6 4.3L	85-92	TH700-R4•4L60	
Astro Van	V/6 4.3L	93-05	4L60E•65E•70E•75E	
Avalanche 1500	V/8 8.1L	02-06	4L80E•4L85E	
Avalanche 1500	V/8 8.1L	02-06	4L80E•4L85E	
Avalanche 1500	V/8 5.3L	02-13	4L60E•65E•70E•75E	
Avalanche 1500	V/8 6.0L	07-08	4L60E•65E•70E•75E	
Avalanche 1500	V/8 5.3L V/8 6.0L	09-13	6L80E	
Avalanche 2500	V/8 8.1L	02-06	4L80E•4L85E	
Avalanche 2500	V/8 6.0L	02-08	4L60E•65E•70E•75E	
Avalanche 2500	V/8 5.3L	02-09	4L60E•65E•70E•75E	
Avalanche 2500	V/8 5.3L V/8 6.0L	09-13	6L80E	
Aveo	L/4 1.6L	04-10	AW80•81-40LE•U440•41E•TF80•81-40LE	
Aveo	L/4 1.5L/1.6L	07-11	AW60•40LE•41SN•AF13•17-AS17-4	
Aveo	L/4 1.4L/1.6L	09-11	6T40E•6T41•6T45E•6T46	
Aveo	L/4 1.8L	09-15	6T30E	
Beretta	L/4 2.2L	87-96	TH125•C•3T40	
Beretta	V/6 3.1L	94-96	4T60•E	
Blazer (full size)	various	69-86	TH350•C•TH250•C	
Blazer (full size)	various	74-90	TH400•3L80•375•425	
Blazer (full size)	V/6 4.3L V/8 5.7L	82-92	TH700-R4•4L60	
Blazer (full size)	V/8 5.7L	93-05	4L60E•65E•70E•75E	
Blazer (full size)	various	94-05	4L80E•4L85E	
C-Hatch (Hybrid)	n/a	14-16	General Motors-EV	
C2500-3500	various	01-03	4L80E•4L85E	
Camaro	V/6 3.6L	10-14	6L45E•6L50E	
Camaro	n/a	15-16	8L45E	
Camaro	various	67-74	TH400•3L80•375•425	
Camaro	various	68-81	TH350•C•TH250•C	
Camaro	various	76-84	TH200•C	
Camaro	V/6 4.3L V/8 5.7L	83-92	TH700-R4•4L60	
Camaro	V/6 3.4L/3.8L	94-02	4L60E•65E•70E•75E	
Camaro	V/8 5.0L/5.7L	94-02	4L60E•65E•70E•75E	
Camaro SS	V/8 6.2L	09-15	6L80E	
Camaro SS	V/8 6.2L	15-17	8L90E	
Caprice/Wagon	various	74-76	TH400•3L80•375•425	
Caprice/Wagon	various	74-84	TH350•C•TH250•C	
Caprice/Wagon	various	76-87	TH200•C	
Caprice/Wagon	various	81-89	TH200-4R	
Caprice/Wagon	V/8 5.7L	82-92	TH700-R4•4L60	
Caprice/Wagon	V/8 5.7L	93-96	4L60E•65E•70E•75E	
Captiva	L/4 2.4L V/6 3.0L	07-11	6T40E•6T41•6T45E•6T46	
Captiva Sport	L/4 2.4L	10-16	6T40E•6T41•6T45E•6T46	
Cavalier	L/4 2.2L V/6 3.1L	82-05	TH125•C•3T40	
Cavalier	L/4 2.2L/2.3L/2.4L	95-06	4T40E•4T45E	
Celebrity	various	82-90	TH125•C•3T40	
Celebrity	V/6 2.8L	84-90	TH440-T4•4T60	
Chevelle	various	65-72	Aluminum Powerglide	
Chevelle	various	67-75	TH400•3L80•375•425	
Chevelle	various	68-81	TH350•C•TH250•C	
Chevelle	various	73-75	TH350•C•TH250•C	
Chevelle	various	77-81	TH200•C	
Chevelle	various	80-81	TH350•C•TH250•C	
Chevette	various	76-84	TH200•C	

# VEHICLE TO TRANSMISSION INDEX

MODEL NAME	ENGINE	YEAR	TRANSMISSION	PAGE
Chevette	various	77-87	TH180•C	
Citation	various	80-85	TH125•C•3T40	
City Express	L/4 2.5L	14-14	JF016E•CVT-8	
Cobalt	L/4 2.0L/2.2L	05-10	4T40E•4T45E	
Colorado	L/4 2.8L L/5 3.5L	03-12	4L60E•65E•70E•75E	
Colorado	n/a	14-16	6L80E	
Corsica	L/4 2.2L	87-96	TH125•C•3T40	
Corsica	V/6 3.1L	94-96	4T60•E	
Corvette	V/8 6.2L	07-16	6L80E	
Corvette	V/8 6.2L	14-17	8L90E	
Corvette	various	65-67	Aluminum Powerglide	
Corvette	various	68-77	TH400•3L80•375•425	
Corvette	various	76-81	TH350•C•TH250•C	
Corvette	V/8 5.7L	82-92	TH700•R4•4L60	
Corvette	V/8 5.7L	84-87	Doug Nash overdrive (MK2)	
Corvette	V/8 5.7L	93-05	4L60E•65E•70E•75E	
Cruze	L/4 1.4L/1.6L/1.8L/2.0L/2.5L	09-14	6T50E	
Cruze	L/4 1.8L	09-15	6T30E	
Cruze	L/4 1.4L/1.6L/1.8L/2.0L	09-16	6T40E•6T41•6T45E•6T46	
El Camino	various	68-87	TH350•C•TH250•C	
El Camino	various	76-87	TH200•C	
El Camino	various	84-87	TH200-4R	
Epica	L/4 2.0L	09-11	6T40E•6T41•6T45E•6T46	
Equinox	V/6 3.4L	05-09	AW55-50SN•51SN•AF33-5•AF23-5•RE5F22	
Equinox	L/4 2.4L	08-10	6L45E•6L50E	
Equinox	L/4 2.4L V/6 3.0L/3.6L	08-16	6T70E•6T75E	
Equinox	L/4 2.4L	09-16	6T40E•6T41•6T45E•6T46	
Equinox	n/a	15-16	X39F	
Express 1500	V/6 4.3L	96-15	4L60E•65E•70E•75E	
Express 1500	V/8 4.8L/5.3L/5.7L	96-15	4L60E•65E•70E•75E	
Express 2500-3500	V/6 4.3L V/8 4.8L 5.3L	09-16	6L80E	
Express 2500-3500	V/8 4.8L/5.3L/5.7L	96-07	4L80E•4L85E	
Express 2500-3500	V/8 6.0L/7.4L	96-09	4L80E•4L85E	
Express 3500	V/8 8.1L	02-02	4L80E•4L85E	
Express 3500	V/8 4.8L/6.0L	07-16	6L90E	
Express 3500	V/8 6.6L diesel	07-16	6L90E	
HHR/HHR SS	L/4 2.0L/2.2L/2.4L	06-11	4T40E•4T45E	
Impala	V/6 3.4L/3.8L/ (SC)	00-06	4T65E	
Impala	V/6 3.5L/3.9L V/8 5.3L	06-11	4T65E	
Impala	V/6 3.6L	11-16	6T70E•6T75E	
Impala		13-16	6T40E•6T41•6T45E•6T46	
Impala	various	62-72	Aluminum Powerglide	
Impala	various	74-81	TH350•C•TH250•C	
Impala	various	78-79	TH200•C	
Impala	V/8 5.7L	94-96	4L60E•65E•70E•75E	
Kodiak	V/8 6.6L diesel V/8 8.1L	07-09	Allison 1000•2000•2400	
Lova	L/4 1.4/1.6L	09-11	6T40E•6T41•6T45E•6T46	
Lova	L/4 1.6L	09-15	6T30E	
Lumina (car)	v/6 3.1L	90-92	TH440-T4•4T60	
Lumina (car)	various	90-93	TH125•C•3T40	
Lumina (car)	V/6 3.1L/3.4L	93-99	4T60•E	
Lumina (car)	V/6 3.1L/3.8L/ (SC)	98-06	4T65E	
Lumina (van) APV	V/6 3.1L	90-95	TH125•C•3T40	
Lumina (van) APV	V/6 3.1L/3.4L/3.8L	92-96	4T60•E	

INDEX

# VEHICLE TO TRANSMISSION INDEX

INDEX

MODEL NAME	ENGINE	YEAR	TRANSMISSION	PAGE
Luv Truck	various	76-81	TH200-C	
Malibu	V/6 3.9L	06-08	4T65E	
Malibu	L/4 2.0L/2.2L/2.4L V/6 3.5L/3.6L	08-15	6T70E-6T75E	
Malibu	L/4 2.4L	08-16	6T40E-6T41-6T45E-6T46	
Malibu	various	74-84	TH350-C-TH250-C	
Malibu	various	76-83	TH200-C	
Malibu	various	81-81	TH200-4R	
Malibu	L/4 2.4L V/6 3.1L	97-04	4T40E-4T45E	
Malibu	V/6 3.1L	97-97	4T60-E	
Malibu 1LT	L/4 2.4L V/6 3.5L	09-10	4T40E-4T45E	
Malibu Maxx	L/4 2.2L V/6 3.5L	04-08	4T40E-4T45E	
Metro	L/3 1.0L L/4 1.3L	98-01	MX17	
Monte Carlo	V/6 3.5L/3.9L V/8 5.3L	06-07	4T65E	
Monte Carlo	various	73-75	TH350-C-TH250-C	
Monte Carlo	various	74-84	TH350-C-TH250-C	
Monte Carlo	various	76-87	TH200-C	
Monte Carlo	various	80-81	TH350-C-TH250-C	
Monte Carlo	various	84-88	TH200-4R	
Monte Carlo	V/6 3.1L/3.4L	95-99	4T60-E	
Monte Carlo	V/6 3.4L/3.8L	97-05	4T65E	
Monte Carlo	V/6 3.8L (SC)	97-05	4T65E	
Monza	various	75-77	TH350-C-TH250-C	
Monza	various	76-80	TH200-C	
Monza	various	78-80	TH350-C-TH250-C	
Nova	various	62-72	Aluminum Powerglide	
Nova	various	68-70	TH400-3L80-375-425	
Nova	various	68-79	TH350-C-TH250-C	
Nova	various	74-75	TH350-C-TH250-C	
Nova	various	76-77	TH200-C	
Nova (import)	L/4 1.6L	85-88	A130-A131L-A132L	
Onix	L/4 1.4L	09-15	6T30E	
Optra	L/4 1.8L	10-11	6T40E-6T41-6T45E-6T46	
Orlando	L/4 1.8L	09-15	6T30E	
Orlando	L/4 2.0L	10-11	6T40E-6T41-6T45E-6T46	
Orlando	n/a	13-16	X39F	
Prizm	L/4 1.6L/1.8L	98-02	A130-A131L-A132L	
Prizm	L/4 1.6L/1.8L	98-02	A245E-A246E-A247E	
S10/S15 Blazer	V/6 2.8L/4.3L	82-92	TH700-R4-4L60	
S10/S15 Blazer	various	83-84	TH200-C	
S10/S15 Blazer	V/6 4.3L	90-97	BW35-T35-BW35TB-37TB-BW65-66	
S10/S15 Blazer	V/6 2.8L/4.3L	93-95	4L60E-65E-70E-75E	
S10/S15 Truck	various	82-84	TH200-C	
S10/S15 Truck	V/6 2.8L/4.3L	82-92	TH700-R4-4L60	
S10/S15 Truck	L/4 2.2L/2.5L V/6 2.8L/4.3L	93-04	4L60E-65E-70E-75E	
Silverado 1500	V/6 4.3L V/8 5.3L	08-16	6L80E	
Silverado 1500	n/a	11-13	2ML70-2-MODE-AHS-T	
Silverado 1500	n/a	13-16	X26R	
Silverado 1500	V/8 5.3L/6.2L	15-17	8L90E	
Silverado 1500	V/8 5.0L/5.7L/6.0L/6.5L	95-06	4L80E-4L85E	
Silverado 1500	V/8 7.4L/8.1L	95-06	4L80E-4L85E	
Silverado 1500	V/8 6.6L diesel	95-06	4L80E-4L85E	
Silverado 1500	V/6 4.3L	99-09	4L60E-65E-70E-75E	
Silverado 1500	V/8 4.8L/5.3L/6.0L	99-13	4L60E-65E-70E-75E	
Silverado 1500 SS	V/8 6.0L	05-07	4L60E-65E-70E-75E	

# VEHICLE TO TRANSMISSION INDEX

MODEL NAME	ENGINE	YEAR	TRANSMISSION	PAGE
Silverado 2500-3500	V/8 8.1L	00-10	Allison 1000•2000•2400	
Silverado 2500-3500	V/8 6.0L/6.6L diesel	00-10	Allison 1000•2000•2400	
Silverado HD	V/8 6.0L	07-16	6L90E	
Silverado HD	V/8 6.2L	07-16	6L90E	
Silverado HD	V/8 4.8L/5.3L	11-13	4L60E•65E•70E•75E	
Silverado HD	n/a	11-16	Allison 1000•2000•2400	
Sonic	L/4 1.8L	09-15	6T30E	
Sonic	n/a	14-16	X44F	
Spark	L/4 1.0L	13-14	JF015E•RE0F11A	
Spectrum (import)	L/4 1.6L	85-89	F3A	
Sprint	L/3 1.0L L/4 1.3L	85-88	MX17	
SSR	V/8 5.3L/6.0L	04-06	4L60E•65E•70E•75E	
Storm	L/4 1.6L	90-93	F3A	
Storm	L/4 1.6L/ 1.8L	90-93	JF403E•LJ4A-EL	
Suburban	various	66-90	TH400•3L80•375•425	
Suburban	various	69-86	TH350•C•TH250•C	
Suburban	V/6 4.3L V/8 5.7L	82-92	TH700-R4•4L60	
Suburban	various	91-04	4L80E•4L85E	
Suburban	V/8 5.7L	93-99	4L60E•65E•70E•75E	
Suburban 1500	V/8 5.3L 6.0L	08-16	6L80E	
Suburban 1500	various	69-86	TH350•C•TH250•C	
Suburban 1500	various	74-90	TH400•3L80•375•425	
Suburban 1500	V/8 5.7L	82-92	TH700-R4•4L60	
Suburban 1500	V/8 4.8L/5.0L/5.3L/5.7L	93-13	4L60E•65E•70E•75E	
Suburban 1500	V/8 6.5L diesel	95-06	4L80E•4L85E	
Suburban 1500	V/8 7.4L/8.1L	95-06	4L80E•4L85E	
Suburban 2500	V/8 6.0L	07-16	6L90E	
Tahoe	V/8 5.3L	08-16	6L80E	
Tahoe	V/8 4.8L/5.0L/5.3L/5.7L	92-09	4L60E•65E•70E•75E	
Tahoe	V/8 5.7L/6.0L	95-06	4L80E•4L85E	
Tahoe	V/8 7.4L/8.1L	95-06	4L80E•4L85E	
Tahoe	V/8 6.5L diesel	95-06	4L80E•4L85E	
Tahoe Hybrid	V/8 6.0L (w/VVT)	08-13	2ML70•2-MODE•AHS-T	
Tahoe Hybrid	n/a	13-16	X26R	
Tahoe XFE	V/8 5.3L	08-16	6L80E	
Taverse	V/6 3.6L	08-16	6T70E•6T75E	
Taverse	n/a	15-16	9T	
Tracker	L/4 1.6L/2.0L/2.4L	96-04	A40•41•42•AW70•71•A44D•DL•DE•A46DE	
Tracker	V/6 2.5L	96-04	A40•41•42•AW70•71•A44D•DL•DE•A46DE	
Tracker	L/4 1.6L	98-98	TH180•C	
Trail Blazer	L/6 4.2L	02-09	4L60E•65E•70E•75E	
Trail Blazer SS	V/8 6.0L	06-08	4L60E•65E•70E•75E	
Trail Blazer SS	V/8 6.0L	09-09	4L60E•65E•70E•75E	
Trax	L/4 1.4L	09-15	6T30E	
Truck (C/K series)	various	62-72	Aluminum Powerglide	
Truck (C/K series)	various	65-90	TH400•3L80•375•425	
Truck (C/K series)	various	69-86	TH350•C•TH250•C	
Truck (C/K series)	V/6 4.3L V/8 5.7L	82-92	TH700-R4•4L60	
Truck (C/K series)	various	91-93	4L80E•4L85E	
Truck (C/K series)	V/6 4.3L V/8 5.0L/5.3L/5.7 L	93-02	4L60E•65E•70E•75E	
Truck, Tiltmaster (Jatco Trans.)	diesel	88-98	JR403E•RG4R01A	
Uplander	V/6 3.5L	05-08	4T65E	
Van (full size)	various	69-86	TH350•C•TH250•C	
Van (full size)	various	74-90	TH400•3L80•375•425	

INDEX

# VEHICLE TO TRANSMISSION INDEX

INDEX

MODEL NAME	ENGINE	YEAR	TRANSMISSION	PAGE
Van 1500	V/6 4.8L V/8 5.3L	04-08	4L60E•65E•70E•75E	
Van 1500-2500	V/6 4.3L V/8 5.0L/5.3L/5.7 L	95-03	4L60E•65E•70E•75E	
Van 2500	V/6 4.3L V/8 4.8L/5.3L	04-07	4L60E•65E•70E•75E	
Van 2500	V/8 6.0L	04-09	4L80E•4L85E	
Van 2500	V/8 6.6L diesel	06-09	4L80E•4L85E	
Van 2500	V/6 4.3L V/8 4.8L/5.7L/6.0L/8.1L/6.5L diesel	96-03	4L80E•4L85E	
Van 3500	V/8 4.8L/6.0L	04-07	4L80E•4L85E	
Van 3500	V/8 6.6L diesel	06-09	4L80E•4L85E	
Van 3500	V/8 4.8L/5.7L/6.0L /7.4L/ 8.1L/6.5L diesel	95-03	4L80E•4L85E	
Van 3500	V/6 4.3L V/8 5.7L	95-99	4L60E•65E•70E•75E	
Vega	various	71-72	Aluminum Powerglide	
Vega	various	72-73	TH350•C•TH250•C	
Vega	various	73-77	TH350•C•TH250•C	
Vega	various	76-77	TH200•C	
Venture (Van)	V/6 3.4L	97-98	4T60•E	
Venture (Van)	V/6 3.4L	99-05	4T65E	
Viva	L/4 1.8L	09-15	6T30E	
Viva	L/4 1.4L/1.6L	11-12	6T40E•6T41•6T45E•6T46	
Volt	n/a	11-16	General Motors-EV	
<b>GEO</b>				
Metro	L/3 1.0L L/4 1.3L	89-97	MX17	
Prizm	L/4 1.6L	89-92	A240•A241E•242E•A243E•A244E	
Prizm	L/4 1.6L	89-97	A130•A131L•A132L	
Prizm	L/4 1.6L/1.8L	93-97	A245E•A246E•A247E	
Storm	L/4 1.6L/1.8L	90-93	F3A	
Storm	L/4 1.6L/1.8L	90-93	JF403E•LJ4A-EL	
Tracker	L/4 1.6L	89-97	TH180•C	
Tracker	L/4 1.6L/2.0L	96-97	A40•41•42•AW70•71•A44D•DL•DE•A46DE	
<b>GMC</b>				
Acadia	V/6 3.6L	07-16	6T70E•6T75E	
Caballero	various	78-86	TH350•C•TH250•C	
Caballero	various	78-87	TH200•C	
Caballero	various	80-84	TH350•C•TH250•C	
Caballero	various	84-87	TH200-4R	
Canyon	L/4 2.8L/2.9L L/5 3.5L/3.7L	04-12	4L60E•65E•70E•75E	
Cyclone	n/a	14-16	6L80E	
Cyclone	V/6 4.3L	91-92	TH700-R4•4L60	
Envoy/XL	V/6 4.3L L/6 4.2L V/8 5.3L	98-09	4L60E•65E•70E•75E	
Granite	n/a	13-16	X44F	
Jimmy	V/6 4.3L	92-01	4L60E•65E•70E•75E	
Jimmy Full Size	various	70-86	TH350•C•TH250•C	
Jimmy Full Size	various	74-87	TH400•3L80•375•425	
Jimmy Full Size	V/6 4.3L V/8 5.7L	82-92	TH700-R4•4L60	
S15/Sonoma	various	82-87	TH200•C	
S15/Sonoma	V/6 2.8L/4.3L	83-92	TH700-R4•4L60	
S15/Sonoma	V/6 4.3L	93-04	4L60E•65E•70E•75E	
Safari Van	V/6 4.3L V/8 5.7L	85-92	TH700-R4•4L60	
Safari Van	V/6 4.3L	93-05	4L60E•65E•70E•75E	
Savana	V/8 6.2L	07-16	6L90E	
Savana	V/8 4.8L 5.3L	09-16	6L80E	
Savana	V/8 6.0L	96-15	4L60E•65E•70E•75E	
Savana 3500	V/8 4.8L/6.0L	07-16	6L90E	
Savana 3500	V/8 6.6L diesel	07-16	6L90E	

# VEHICLE TO TRANSMISSION INDEX

INDEX

MODEL NAME	ENGINE	YEAR	TRANSMISSION	PAGE
Sierra	V/8 6.0L	04-13	4L60E•65E•70E•75E	
Sierra	V/6 4.3L V/8 5.3L	09-16	6L80E	
Sierra	n/a	11-13	2ML70•2-MODE•AHS-T	
Sierra	V/8 6.0L	13-16	6L90E	
Sierra	n/a	13-16	X26R	
Sierra	V/8 5.3L/6.2L	14-17	8L90E	
Sierra 1500	V/6 4.3L V/8 5.3L	04-13	4L60E•65E•70E•75E	
Sierra 1500	V/8 6.0L	07-08	4L60E•65E•70E•75E	
Sierra 1500	V/8 5.3L/6.0L	09-16	6L80E	
Sierra 1500	n/a	11-12	2MT70•2-MODE•AHS-F	
Sierra 2500-3500	V/8 6.0L	04-04	4L80E•4L85E	
Sierra 2500-3500	V/8 6.6L diesel V/8 8.1L	04-10	Allison 1000•2000•2400	
Sierra 2500-3500	V/8 6.0L	13-16	6L90E	
Sierra Denali	V/8 6.0L	03-07	4L60E•65E•70E•75E	
Sierra Denali	V/8 6.2L	08-08	6L80E	
Sierra HD	V/8 6.0L	07-16	6L90E	
Sierra XFE	V/8 5.3L	09-10	6L80E	
Sprint	various	74-77	TH350•C•TH250•C	
Sprint	various	74-77	TH400•3L80•375•425	
Sprint	various	77-77	TH200•C	
Terrain	L/4 2.4L V/6 3.0L/3.5L	08-16	6T70E•6T75E	
Terrain	V/6 3.6L	09-16	6T40E•6T41•6T45E•6T46	
Terrain	n/a	15-16	X39F	
Truck (C/K series)	various	66-90	TH400•3L80•375•425	
Truck (C/K series)	various	69-86	TH350•C•TH250•C	
Truck (C/K series)	various	82-92	TH700-R4•4L60	
Truck (C/K series)	various	91-03	4L80E•4L85E	
Truck (C/K series)	V/6 4.3L V/8 5.3L/5.7L	93-03	4L60E•65E•70E•75E	
Typhoon	V/6 4.3L	92-93	4L60E•65E•70E•75E	
Van	various	65-70	Aluminum Powerglide	
Van	various	70-86	TH350•C•TH250•C	
Van	various	74-90	TH400•3L80•375•425	
Van	various	82-92	TH700-R4•4L60	
Van	various	91-05	4L80E•4L85E	
Van	V/8 6.0L	93-08	4L60E•65E•70E•75E	
Yukon	V/8 5.3L 6.2L	06-16	6L80E	
Yukon	various	92-92	TH700-R4•4L60	
Yukon	V/8 6.0L	93-09	4L60E•65E•70E•75E	
Yukon	various	94-06	4L80E•4L85E	
Yukon 1500	V/8 6.0L	06-07	4L60E•65E•70E•75E	
Yukon 2500	V/8 8.1L	04-06	4L80E•4L85E	
Yukon 2500	V/8 6.0L	04-07	4L80E•4L85E	
Yukon Denali	V/8 6.0L	04-06	4L60E•65E•70E•75E	
Yukon Denali	V/8 6.2L	07-10	6L80E	
Yukon Hybrid	V/8 6.0L (w/VVT)	08-13	2ML70•2-MODE•AHS-T	
Yukon Hybrid	n/a	13-16	X26R	
Yukon XFE	V/8 5.3L	09-09	6L80E	
Yukon XL	V/8 6.2L	07-16	6L90E	
Yukon XL	V/8 6.0L	09-16	6L80E	
Yukon XL	V/8 6.0L/6.2L	14-17	8L90E	
Yukon XL HD	V/8 6.0L	07-16	6L90E	
<b>ISUZU</b>				
Amigo	L/6 2.6L	92-94	A40•41•42•AW70•71•A44D•DL•DE•A46DE	
Amigo	V/6 3.2L	99-00	4L30E	

# VEHICLE TO TRANSMISSION INDEX

INDEX

MODEL NAME	ENGINE	YEAR	TRANSMISSION	PAGE
Ascendor	L/6 4.2L V/8 5.3L	03-08	4L60E•65E•70E•75E	
Axiom	V/6 3.5L	02-04	4L30E	
D-Max	L/4 3.0L Diesel	02-11	JR405E•RC4A-EL	
Hombre	L/4 2.2L V/6 4.3L	97-00	4L60E•65E•70E•75E	
I Series	L/4 2.8L/2.9L L/5 3.5L/3.7L	06-08	4L60E•65E•70E•75E	
I-Mark	L/4 1.8L	81-85	A40•41•42•AW70•71•A44D•DL•DE•A46DE	
I-Mark	L/4 1.5L	85-89	F3A	
Impulse	L/4 2.0L w/o Turbo	83-87	A40•41•42•AW70•71•A44D•DL•DE•A46DE	
Impulse	L/42.0L w/Turbo	86-87	A40•41•42•AW70•71•A44D•DL•DE•A46DE	
Impulse	L/4 2.0L/2.3L	88-89	A40•41•42•AW70•71•A44D•DL•DE•A46DE	
Impulse	L/4 1.8L	90-92	JF403E•LJ4A-EL	
NPR	5.2L diesel	08-10	AS66RC•AS68RC•	
Oasis	2.2L/2.3L L/4	96-99	APXA•APX4•MPXA•MPWA•MPOA•AOYA•BOYA• BAXA•MAXA•MP1A•M6HA•MPJ A•MDWA•PX4B•MPZA	
Oasis	V/6 3.5L	99-05	B7XA•B7TA•B7YA	
Pick-Up	various	81-82	TH200•C	
Pick-Up	L/4 2.0L/2.3L	83-87	A40•41•42•AW70•71•A44D•DL•DE•A46DE	
Pick-Up	V/6 3.1L	88-89	A340•A341E•A343E•A350•AW30-40LE	
Pick-Up	V/6 3.1L	88-95	A40•41•42•AW70•71•A44D•DL•DE•A46DE	
Rodeo	L/4 2.2L	03-03	4L30E	
Rodeo	V/6 3.2L/3.5L	03-04	A340•A341E•A343E•A350•AW30-40LE	
Rodeo	L/4 2.6L V/6 3.2L	91-02	4L30E	
Stylus	L/4 1.6L	91-93	F3A	
Trooper	L/4 2.6L V/6 2.8L	88-91	A340•A341E•A343E•A350•AW30-40LE	
Trooper	V/6 3.2L/3.5L	90-02	4L30E	
Truck NPR, W4	L/4 3.9L diesel	87-98	JR403E•RG4R01A	
Truck NPR, W4	V/8 5.7L/6.0L	91-05	4L80E•4L85E	
Truck NPR, W4	L/4 4.75L L/5 5.2L diesel	98-05	450-43LE•450•AW450-43LE	
Various Models	various	65-74	BW35•T35•BW35TB•37TB•BW65•66	
Various Models	various	83-06	TH125•C•3T40	
Various Models	L/4 3.9L diesel	87-98	JF403E•LJ4A-EL	
Vehicross	V/6 3.5L	99-01	4L30E	
W4	V/8 5.7L	87-04	4L80E•4L85E	
W5	L/6 5.3L	88-99	AT540•AT545	
<b>OLDSMOBILE</b>				
88	V/6 3.8L	89-92	TH440-T4•4T60	
88	V/6 3.8L	92-97	4T60•E	
88	V/6 3.8L/3.8L (SC)	97-99	4T65E	
Achieva	L/4 2.3L	92-96	TH125•C•3T40	
Achieva	L/4 2.3L/2.4L/3.1L	94-98	4T60•E	
Alero	L/4 2.2L/2.4L	99-04	4T40E•4T45E	
Alero	V/6 3.4L	99-04	4T40E•4T45E	
Aurora	V/6 3.5L	01-02	4T65E	
Aurora	V/8 4.0L	95-03	4T80E	
Bravada	V/6 4.3L	91-92	TH700-R4•4L60	
Bravada	L/6 4.2L V/6 4.3L	95-04	4L60E•65E•70E•75E	
Calais	L/4 2.2L	85-87	TH125•C•3T40	
Ciera	L/4 2.5L V/6 2.8L	96-96	TH125•C•3T40	
Ciera	V/6 3.1L	96-96	4T60•E	
Custom Cruiser	various	74-80	TH400•3L80•375•425	
Custom Cruiser	various	77-84	TH350•C•TH250•C	
Custom Cruiser	various	77-84	TH200•C	
Custom Cruiser	various	81-90	TH200-4R	
Custom Cruiser	V/8 5.0L/5.7L	91-92	TH700-R4•4L60	



# VEHICLE TO TRANSMISSION INDEX

INDEX

MODEL NAME	ENGINE	YEAR	TRANSMISSION	PAGE
Cutlass	various	73-73	TH400-3L80-375-425	
Cutlass	various	73-77	TH400-3L80-375-425	
Cutlass	various	73-84	TH350-C-TH250-C	
Cutlass	various	78-87	TH200-C	
Cutlass	various	83-88	TH200-4R	
Cutlass	V/6 3.1L/3.4L	90-92	TH440-T4-4T60	
Cutlass	V/6 3.1L	92-99	4T60-E	
Cutlass	V/6 3.1L	97-99	4T40E-4T45E	
Cutlass Calais	L/4 2.2L	88-91	TH125-C-3T40	
Cutlass Ciera	L/4 2.0L	82-95	TH125-C-3T40	
Cutlass Ciera	V/6 3.1L/3.4L	84-93	TH440-T4-4T60	
Cutlass Ciera	V/6 3.1L	94-95	4T60-E	
Cutlass Cruiser	V/6 3.1L/3.4L	84-93	TH440-T4-4T60	
Cutlass Cruiser	L/4 2.2L	84-94	TH125-C-3T40	
Cutlass Cruiser	V/6 3.1L	93-95	4T60-E	
Cutlass Supreme	V/6 3.1L/3.4L	88-93	TH440-T4-4T60	
Cutlass Supreme	various	90-93	TH125-C-3T40	
Cutlass Supreme	V/6 3.1L/3.4L	92-97	4T60-E	
Delta 88	various	74-80	TH400-3L80-375-425	
Delta 88	various	77-84	TH350-C-TH250-C	
Delta 88	various	77-85	TH200-C	
Delta 88	various	81-85	TH200-4R	
Delta 88	V/6 3.8L	86-88	TH440-T4-4T60	
Firenza	L/4 2.2L	82-88	TH125-C-3T40	
Intrigue	V/6 3.5L/3.8L	98-02	4T65E	
LSS	V/6 3.1L/3.4L	96-97	4T60-E	
LSS	various	97-99	4T65E	
Omega	various	73-79	TH350-C-TH250-C	
Omega	various	76-77	TH200-C	
Omega	various	80-84	TH125-C-3T40	
Regency	V/6 3.8L	97-98	4T65E	
Royale 98	various	72-76	TH400-3L80-375-425	
Royale 98	various	74-80	TH400-3L80-375-425	
Royale 98	various	77-81	TH200-C	
Royale 98	various	77-82	TH350-C-TH250-C	
Royale 98	various	80-83	TH350-C-TH250-C	
Royale 98	various	81-84	TH200-4R	
Royale 98	V/6 3.8L	85-91	TH440-T4-4T60	
Royale 98	V/6 3.8L	91-96	4T60-E	
Silhouette	V/6 3.1L	90-95	TH125-C-3T40	
Silhouette	V/6 3.4L/3.8L	92-98	4T60-E	
Silhouette	V/6 3.4L	99-04	4T65E	
Starfire	various	75-80	TH350-C-TH250-C	
Starfire	various	76-77	TH350-C-TH250-C	
Starfire	various	76-80	TH200-C	
Toronado	425 CID	66-78	TH400-3L80-375-425	
Toronado	various	79-81	TH325-TH325-4L	
Toronado	various	82-85	TH325-TH325-4L	
Toronado	V/6 3.8L	85-90	TH440-T4-4T60	
Toronado	V/6 3.8L	91-92	4T60-E	
<b>OPEL/VAUXHALL</b>				
1900 Ascona	n/a	69-82	TH180-C	
Antara	L/4 2.0L V/6 3.2L	09-11	6T40E-6T41-6T45E-6T46	
Antara	L/4 2.0L/ V/6 3.2L	09-11	6T40E-6T41-6T45E-6T46	

# VEHICLE TO TRANSMISSION INDEX

INDEX

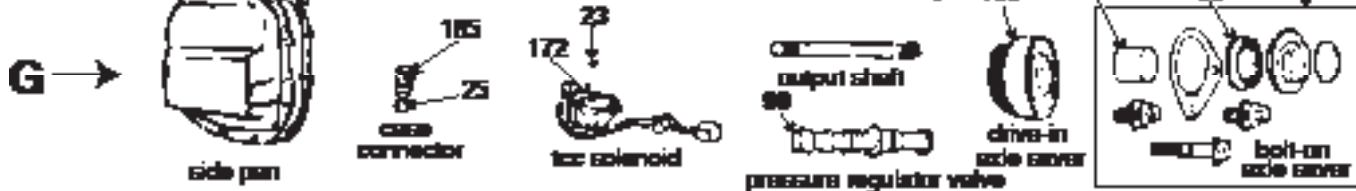
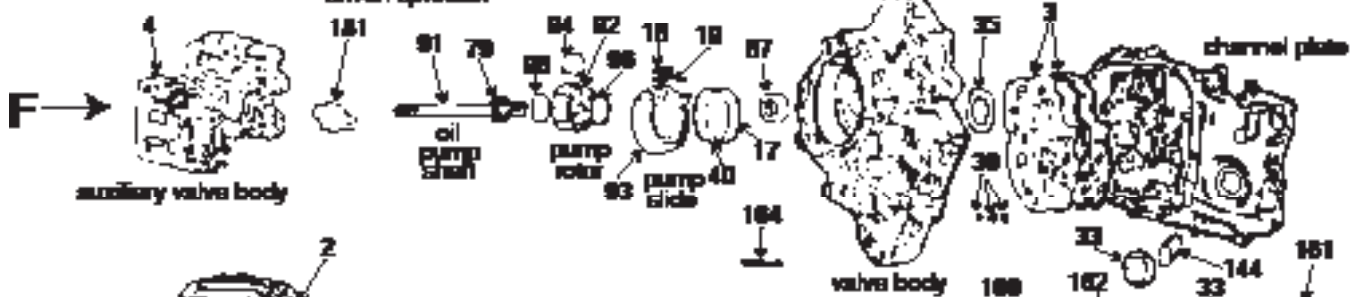
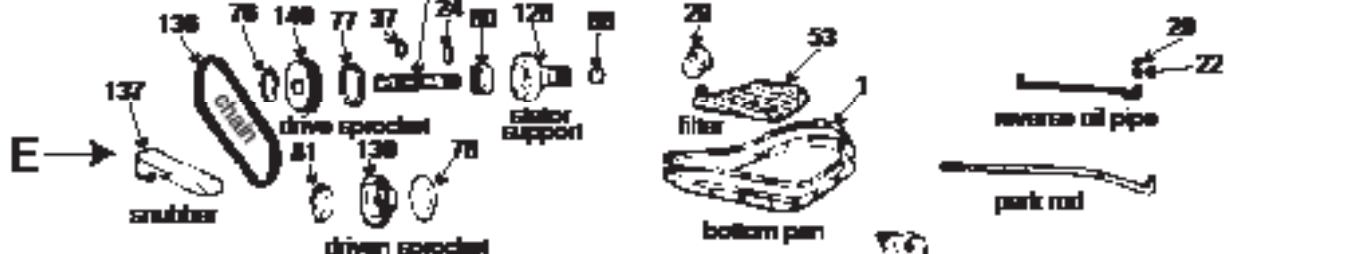
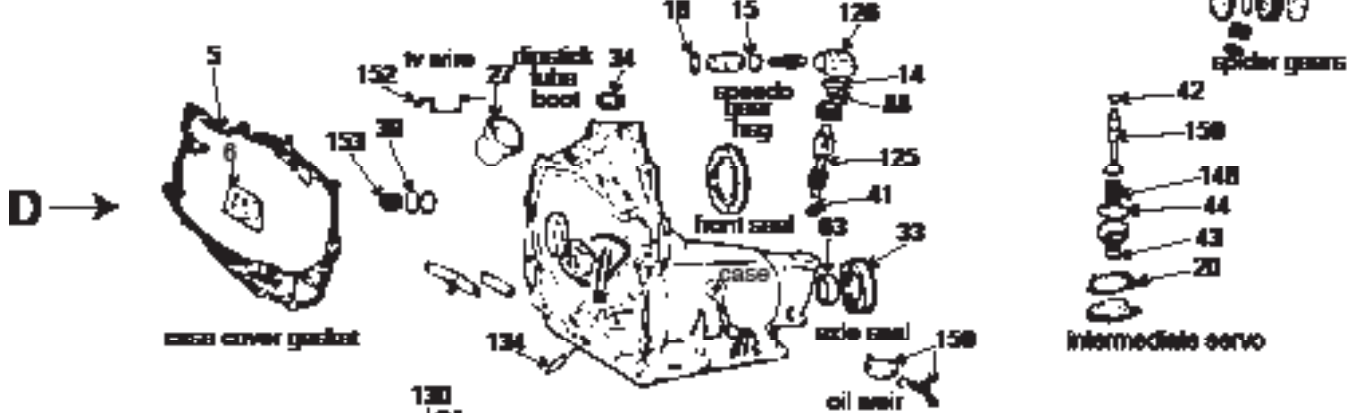
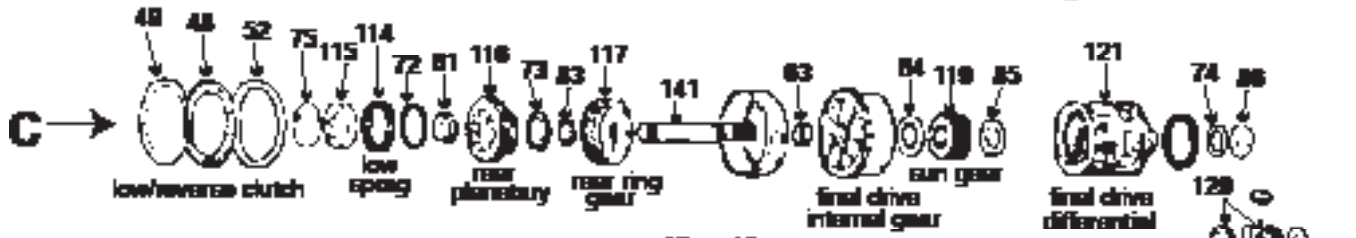
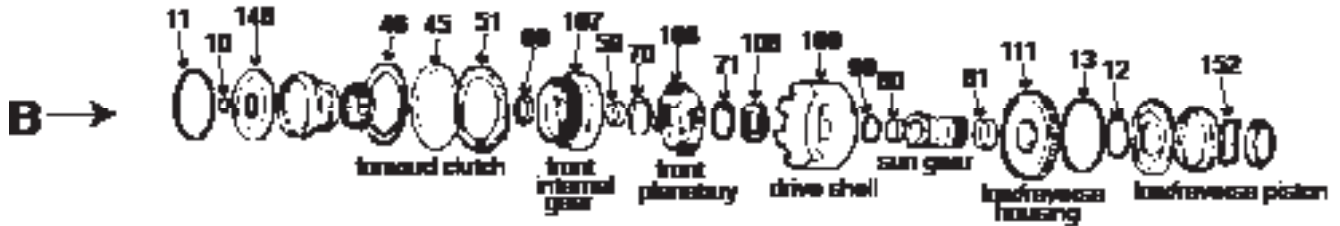
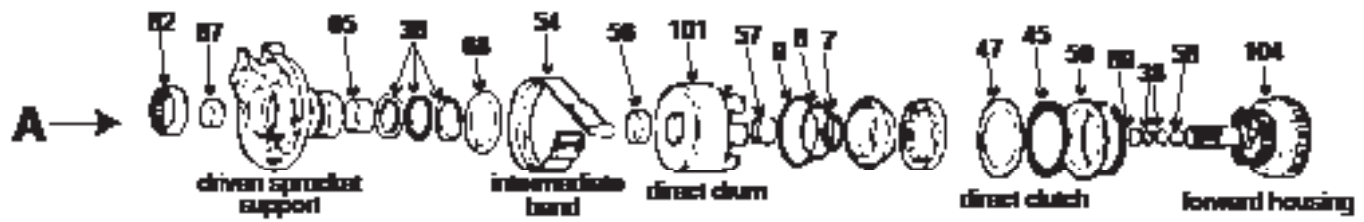
MODEL NAME	ENGINE	YEAR	TRANSMISSION	PAGE
Antara	n/a	11-16	General Motors-EV	
Antara	L/4 2.0L	13-16	TF-80SD	
Ascona	n/a	80-06	TH125-C•3T40	
Astra	L/4 2.0L	13-16	TF-80SD	
B-CUV	n/a	14-16	X44F	
Calibra	n/a	13-16	2MT70•2-MODE•AHS-F	
Commodore	2.2L/2.5L/2.8L	67-83	TH180-C	
Frontera	n/a	96-04	4L30E	
Insignia	n/a	11-16	2MT70•2-MODE•AHS-F	
Kadette	n/a	11-16	2MT70•2-MODE•AHS-F	
Kadette	L/4 2.1L	67-73	TH180-C	
Kadette	various	76-79	TH200-C	
Kadette 1300/1600	n/a	81-93	TH125-C•3T40	
Manta/Manta1800/diesel	1.9L/2.0L	75-82	TH180-C	
Monteray	various	92-00	4L30E	
Monza	3.0L	78-84	TH180-C	
Olympia	n/a	78-84	TH180-C	
Omega-A	2.0L/2.4L/2.6L/3.0L	87-93	4L30E	
Omega-B	2.2L/2.6L/3.2L	94-05	4L30E	
Rekord	various	67-86	TH180-C	
Senator	2.0L/2.2L/2.8L/3.0L	78-84	TH180-C	
Senator-B	2.6L/3.0L	88-94	4L30E	
Senator/Monza/GSA	n/a	84-90	A40•41•42•AW70•71•A44D•DL•DE•A46DE	
Vectra	n/a	92-05	AW50•40•AW50•42LE	
<b>PEUGEOT</b>				
604	L/4 2.7L/2.8L	77-79	TH180-C	
<b>PONTIAC</b>				
2000	various	83-84	TH125-C•3T40	
6000	various	82-91	TH125-C•3T40	
6000	V/6 2.8L/3.1L	85-91	TH440-T4•4T60	
Astre	151cid/231cid	75-80	TH350-C•TH250-C	
Aztec	V/6 3.4L	01-05	4T65E	
Bonneville	V/8 4.6L	04-05	4T80E	
Bonneville	various	69-83	TH350-C•TH250-C	
Bonneville	various	74-77	TH400•3L80•375•425	
Bonneville	various	77-86	TH200-C	
Bonneville	various	81-86	TH200-4R	
Bonneville	V/8 5.7L	84-86	TH700-R4•4L60	
Bonneville	V/6 3.8L	87-91	TH440-T4•4T60	
Bonneville	V/6 3.8L	92-97	4T60•E	
Bonneville	V/6 3.8L/3.8L (SC)	97-05	4T65E	
Catalina	various	69-81	TH350-C•TH250-C	
Catalina	various	74-77	TH400•3L80•375•425	
Catalina	various	77-81	TH200-C	
Catalina	various	81-81	TH200-4R	
Fiero	various	84-88	TH125-C•3T40	
Firebird	various	67-76	TH400•3L80•375•425	
Firebird	various	69-81	TH350-C•TH250-C	
Firebird	various	77-83	TH200-C	
Firebird	V/8 5.7L	83-92	TH700-R4•4L60	
Firebird	V/6 3.4L/3.8L V/8 5.7L	93-02	4L60E•65E•70E•75E	
G5	L/4 2.2L/2.4L	07-08	4T40E•4T45E	
G6	L/4 2.4L V/6 3.5L	05-08	4T40E•4T45E	
G6	V/6 3.9L	06-09	4T65E	

# VEHICLE TO TRANSMISSION INDEX

MODEL NAME	ENGINE	YEAR	TRANSMISSION	PAGE
G6	L/4 2.4L V/6 3.5L/3.6L/3.9L	07-09	6T70E•6T75E	
G6	L/4 2.4L	08-09	6T40E•6T41•6T45E•6T46	
G8 GT	V/8 6.0L	08-09	6L80E	
G8 GXP	V/6 3.6L	08-09	4L40E•5L40E•50E	
G8 GXP	V/8 6.2L	09-09	6L80E	
Grand Am	various	85-95	TH125•C•3T40	
Grand Am	L/4 2.4L V/6 3.1L	94-98	4T60•E	
Grand Am	V/6 3.4L	99-05	4T40E•4T45E	
Grand Am	L/4 2.2L/2.4L	99-06	4T40E•4T45E	
Grand Prix	various	69-77	TH400•3L80•375•425	
Grand Prix	various	76-83	TH350•C•TH250•C	
Grand Prix	various	77-87	TH200•C	
Grand Prix	various	80-84	TH350•C•TH250•C	
Grand Prix	V/8 5.7L	84-86	TH700•R4•4L60	
Grand Prix	various	84-87	TH200•4R	
Grand Prix	V/6 3.1L/3.4L/3.8?	88-92	TH440•T4•4T60	
Grand Prix	various	89-93	TH125•C•3T40	
Grand Prix	V/6 3.1L/3.4L/3.8L	91-99	4T60•E	
Grand Prix	V/6 3.1L/3.8L/3.8L (SC)	97-08	4T65E	
GTO	V/8 5.7L	04-04	4L60E•65E•70E•75E	
GTO	V/8 6.0L	05-06	4L60E•65E•70E•75E	
GTO	389/421 CID	64-68	TH400•3L80•375•425	
J2000 (import)	various	82-88	TH125•C•3T40	
LeMans	various	72-77	TH400•3L80•375•425	
LeMans	various	72-81	TH350•C•TH250•C	
LeMans	various	78-81	TH200•C	
LeMans	various	88-93	TH125•C•3T40	
Montana/SV6	V/6 3.4L/3.5L/3.9L	99-08	4T65E	
Parisienne	various	83-84	TH350•C•TH250•C	
Parisienne	various	83-86	TH200•C	
Parisienne	various	84-86	TH200•4R	
Parisienne	V/8 5.7L	84-88	TH700•R4•4L60	
Phoenix	various	77-79	TH200•C	
Phoenix	various	77-79	TH350•C•TH250•C	
Phoenix	various	80-84	TH125•C•3T40	
Pursuit	L/4 2.2L/2.4L	06-06	4T40E•4T45E	
Safari	various	87-89	TH200•4R	
Safari	various	88-89	TH700•R4•4L60	
Solstice	L/4 2.0L/2.4L	06-09	4L40E•5L40E•50E	
Sunbird	various	76-77	TH350•C•TH250•C	
Sunbird	various	76-80	TH200•C	
Sunbird	various	76-80	TH350•C•TH250•C	
Sunbird	various	85-94	TH125•C•3T40	
Sunfire	L/4 2.2L	95-01	TH125•C•3T40	
Sunfire	L/4 2.2L/2.3L/2.4L	95-05	4T40E•4T45E	
T1000/1000	various	81-87	TH180•C	
T1000/1000	various	83-83	TH200•C	
Tempest	various	64-69	TH300•ST300	
Tempest	various	67-71	TH400•3L80•375•425	
Tempest	various	69-71	TH350•C•TH250•C	
Torrent	V/6 3.4L	06-09	AW55-50SN•51SN•AF33-5•AF23-5•RE5F22	
Torrent	V/6 3.6L	08-09	6T70E•6T75E	
TransSport	various	90-95	TH125•C•3T40	
TransSport	V/6 3.4L/3.8L	92-98	4T60•E	

INDEX





ILL	DESCRIPTION	QTY	YEAR	REFERENCE #	PART #
<b>TECHNICAL MANUALS</b>					
K53	Tech manual TH125/C dis/assembly	1	80-06	83-125TM	010-301
K53	Update handbook TH125/C parts	1	82-89	83-125TM-U1	010-310
<b>REBUILDER KITS</b>					
K4	Master deluxe rebuild kit	1	80-84	AE	K5100-R
K4	Master deluxe rebuild kit	1	84-91	AE	K5100A-R
K4	Master deluxe rebuild kit	1	92-06	AE	K5100B-R
K5	Master kit w/steels	1	80-84	AE	K5100
K5	Master kit w/steels	1	84-91	AE	K5100A
K5	Master kit w/steels	1	92-06	AE	K5100B
K6	Master kit w/o steels	1	80-84	AE	K5100-LS
K6	Master kit w/o steels	1	84-91	AE	K5100A-LS
K6	Master kit w/o steels	1	92-06	AE	K5100B-LS
K7	O/H gasket set w/seals-rings	1	80-85	AE	K51900
K7	O/H gasket set w/seals-rings	1	86-06	AE	K51900A
K8	External seal kit	1	80-06	AE	K51900-2
K11	Gasket and seal kit	1	80-85	AE	K51900-1
K11	Gasket and seal kit	1	86-06	AE	K51900A-1
<b>VALVE BODY KITS</b>					
K15	Shift Kit®	1	80-06	SK® 125	K51908
K15	Shift Correction Package	1	80-06	K125	S51908
<b>GASKETS AND RUBBER COMPONENTS</b>					
E1	Gasket, oil pan	1	80-06	8643572	13990X
E1	Gasket, oil pan	1	80-06	8660038	13990D
G2	Gasket, side cover	1	80-06	8643573	13991X
G2	Gasket, side cover	1	80-06	8660039	13991D
F3	Gasket, valve body	2	80-06	8652065	13750
F4	Gasket, valve body	1	82-84	8653947	13765
F4	Gasket, valve body	1	84-86	8643863	13765A
F4	Gasket, valve body	1	88-06	86644847	13765B
F4	Gasket, valve body	1	87-06	8666380	13765C
D5	Gasket, channel plate	1	80-06	8631756	13751
D6	Gasket, channel plate	1	80-06	8660775	13752
A7	Lip seal	1	80-06	8631403	13753
A8	Lip seal	1	80-06	8631014	13754
A9	Lip seal	1	80-06	8631592	13755
B10	Lip seal	1	80-06	8631986	13756
B11	Lip seal	1	80-85	8631013	13757
B11	Lip seal	1	86-06	8631986	13757A
B12	Lip seal	1	80-86	8631074	13758
B12	Lip seal	1	87-06	8643548	13758A
B13	Lip seal	1	80-06	8631547	13759
D14	O'ring	1	80-06	8660545	13760
D15	O'ring	1	80-06	25501478	3718L
D16	Lip seal w/o spring	1	80-06	1240382	3991LS
D16	Lip seal w/spring	1	80-06	1240382HD	3991L
F17	O'ring	1	80-06	8631504	13761
F18	Seal (round rubber)	1	80-06	8631283	13762
F19	Seal (teflon)	1	80-06	8631877	13768
D20	Gasket, servo cover	1	80-06	8631698	13763
E21	Multi lip seal	1	80-06	8652898	13771
E22	O'ring	1	80-06	8631331	13764
G23	O'ring	1	82-06	8630052	13918
E24	O'ring (teflon coated/green)	1	82-06	8662686	13766

# TH125•125•TH125C•3T40

TH125•C•3T40

ILL	DESCRIPTION		QTY	YEAR	REFERENCE #	PART #
<b>GASKETS AND RUBBER COMPONENTS (CONTINUED)</b>						
D27	Multi lip seal (boot)	oil filler tube to case	1	80-06	1259475	13925
E29	Seal, metal clad	low/reverse housing to case	1	80-06	8628209	13969
F30	Ball, check (1/4" steel)	1/4" steel	6	80-06	8631975	13924S
D43	Lip seal	intermediate servo (inner)	1	86-06	8652444	13719
D43	Lip seal	intermediate servo (inner)	1	86-06	8652445	13719A
D43	Lip seal	intermediate servo (inner)	1	86-06	8652443	13719B
D44	Lip seal	intermediate servo (outer)	1	86-06	8652446	13720
n/i	Multi lip seal (boot)	TV cable	1	80-06	25518260	13581
n/i	Washer, coated	front pump bolt (inside bell housing)	2	80-81	862681	13268A
n/i	Kit, speed sensor	contains O'ring and gasket	1	85-06	4845	24010
<b>METAL CLAD SEALS</b>						
D32	Seal, metal clad	front	1	80-06	8685515	51200A
DF33	Seal, metal clad	right and left axle	2	80-06	8666007	51201
G33	Seal, metal clad	for right axle stabilizer oem bolt on type	1	80-06	8643935	51201C
G33	Seal, metal clad 1.950" od (not in kit)	for axle stabilizer drive in type (51731S)	1	80-06	235728-3	47201A
G33	Seal, metal clad	for axle stabilizer drive in type-Teckpak	1	80-06	TC-1.375	51204
D34	Seal, metal clad .761x.400x.291"	manual lever shaft	1	80-83	8637590	51202
D34	Seal, metal clad	manual lever shaft	1	84-06	8644709	51202A
F35	Seal, metal clad	oil pump shaft 1st design	1	80-84	8637569	51203
<b>SEALING RINGS</b>						
K10	Kit, sealing ring	teflon	1	80-06	AE	K51903T
K10	Kit, sealing ring	teflon and metal	1	80-06	AE	K51903A
A36	Ring, sealing (teflon)	driven sprocket support	3	80-06	8652535	51300T
A36	Ring, sealing (metal)	driven sprocket support	3	80-06	8652535	51300
E37	Ring, sealing (teflon)	turbine shaft (3 in early 1980)	1/3	80-81	8631211	51301T
E37	Ring, sealing (teflon) solid	turbine shaft (rear)	2	81-06	8643058	51307T
E37	Ring, sealing (teflon) solid	turbine shaft (front)	1	82-06	8637170	51310T
A38	Ring, sealing (teflon)	input shaft	2	80-06	8631048	51302T
A38	Ring, sealing (metal)	input shaft	2	80-06	8631048	51302
D39	Ring, sealing (teflon)	1-2 accumulator piston	1	80-88	8631895	51303T
D39	Ring, sealing (metal)	1-2 accumulator piston	1	80-88	8631895	51303
D39	Seal, lathe cut	1-2 accumulator piston	1	88-06	8665807	13722
F40	Ring, sealing (teflon)	pump slide to aux valve body	1	80-06	8631417	51305T
D41	Ring, sealing (teflon)	governor shaft	1	80-06	8632588	32315T
D42	Ring, sealing (teflon)	intermediate band apply pin	1	80-06	8631105	51306T
D43	Ring, sealing (teflon)	intermediate servo piston (inner)	1	80-81	8631468	51304T
D43	Ring, sealing (teflon)	intermediate servo piston (inner)	1	82-85	8631469	51312T
D43	Ring, sealing (teflon)	intermediate servo piston (inner)	1	82-85	8631470	51309T
D44	Ring, sealing (teflon)	intermediate servo piston (outer)	1	80-85	8631473	32309T
<b>CLUTCH PLATES</b>						
AB45	Friction .080" 4.64" od 32T	forward/direct clutch	8	80-84	8652409	51103
AB45	Friction .069" 4.64" od 32T	forward/direct clutch	8/10	84-06	8643741	51103A
B46	Steel, waved .050" 3.520" id 26T	forward clutch (cushion)	1/2	80-06	8665319	51105
B46	Steel .080" 3.520" id 26T	forward clutch	3/4	80-91	8683084	51100
B46	Steel .050" 3.520" id 26T	forward clutch	4	92-06	8631379	66100
A47	Steel .090" 3.520" id 24T	direct clutch	4	80-06	8631026	51104
A47	Steel .100" 3.520" id 24T	direct clutch oversize	ar	80-06	8631026O	51104X
C48	Friction .080" 5.37" od 40T	low/reverse clutch	5	80-84	8652029	51506
C48	Friction .090" 5.37" od 40T	low/reverse clutch	5	84-06	8666667	51506A
C48	Friction .090" 5.37" od 40T	low/reverse clutch	5	92-06	8666661	51506B
C49	Steel .080" 4.38" id 11T	low/reverse clutch	5	80-84	8631079	51101
C49	Steel .088" 4.38" id 11T	low/reverse clutch	5	84-06	8652027	51101B
C49	Steel, waved .078" 4.38" id 11T	low/reverse clutch (cushion)	1/2	80-06	8664141	51101A



ILL	DESCRIPTION		QTY	YEAR	REFERENCE #	PART #
<b>PRESSURE PLATES</b>						
A50	Pressure plate 4.74-4.84mm step type	direct clutch	1	85-06	8652562	51714D-R
A50	Pressure plate .192" 4.89-4.99mm	direct clutch	1	80-84	8658146	51714-R
B51	Pressure plate 4.59-4.69mm	forward clutch	sel	80-86	8637882	51714C-R
B51	Pressure plate 5.29-5.39mm	forward clutch	sel	80-86	8637881	51714B-R
B51	Pressure plate 5.98-6.08mm	forward clutch	sel	80-86	8637883	51714A-R
B51	Pressure plate .126"-.132"	forward clutch	sel	87-06	88664163	51714E-R
B51	Pressure plate .154"-.148" code C/8	forward clutch	sel	87-06	8664162	51714F-R
B51	Pressure plate .175"-.170" code B/7	forward clutch	sel	87-06	8664157	51714G-R
B51	Pressure plate .197"-.191" code A/6	forward clutch	sel	87-06	8664156	51714H-R
C52	Pressure plate .278" 7.05mm	low/reverse	1	80-96	8631091	51716-R
<b>FILTERS</b>						
K9	Kit, filter	neoprene/cork	1	80-06	AE	FK51710
K9	Kit, filter	Duraprene®	1	80-06	AE	DK51710
E53	Filter	TH125/C	1	80-06	8652910	51710
n/i	Screen, filter	lock-up/TCC (located in aux valve body)	1	87-06	8664811	51712
<b>BANDS</b>						
A54	Band 1.74" wide	intermediate brake	1	82-06	8637623	51700G
A54	Band 1.74" wide (high energy)	intermediate brake	1	94-06	8685538	51700H
n/i	Plug, band anchor	TH125/C	1	80-06	8637640	51640
<b>BUSHINGS</b>						
K13	Kit, bushing	TH125	1	80-81	AE	K51901
K13	Kit, bushing	TH125C	1	82-06	AE	K51901A
A56	Bushing	direct drum (front)	1	80-06	8631902	51006
A57	Bushing	direct drum (rear)	1	80-06	8631901	51007
A58	Bushing (bronze)	forward housing (front)	1	80-06	8631903	51008
B59	Bushing	front internal gear (ring gear)	1	80-06	8631904	51009
B60	Bushing	sun gear (rear planetary)	1	80-06	8631906	51010
BC61	Bushing	low/reverse housing and rear planetary	2	80-06	8631905	51011
CD63	Bushing	final drive internal gear and case	2	80-06	8631119	51013
A65	Bushing	driven sprocket support	1	80-06	8631900	51004
E66	Bushing (bronze)	drive sprocket support	1	80-06	8628915	32006
A67	Sleeve, repair	driven sprocket support	1	80-06	75872	51643
n/i	Bushing	converter hub (w/o lock-up)	1	80-81	8637904	51005
n/i	Bushing	converter hub (w/lock-up)	1	82-06	8637905	51005A
<b>WASHERS/BEARINGS/RACES/SHIMS</b>						
K12	Kit, thrust bearing	TH125/C	1	80-06	AE	K51906
K14	Kit, thrust washer	w/o selectives and bearings	1	80-06	AE	K51907
K14	Kit, thrust washer	front planetary (must disassemble)	1	80-06	AE	K51441
K14	Kit, thrust washer	rear planetary (must disassemble)	1	80-06	AE	K51442
K14	Kit, thrust washer	differential carrier to case (selectives)	1	80-06	AE	K51417
K14	Kit, thrust washer	differential carrier (small pin)	1	80-82	AE	K51440
K14	Kit, thrust washer	differential carrier (large pin)	1	82-06	AE	K51440A
K14	Kit, thrust washer	reverse housing to low race (selectives)	1	80-06	AE	K51403
A68	Thrust washer	support to direct drum	1	80-06	8631029	51429
B69	Thrust washer (plastic) 1.220" id	input shaft (1st design)	1	80-87	8631747	51473
B69	Thrust washer 1.220" id (not in kit)	input shaft (2nd design)(bronze)	1	80-87	8652759	51473B
B69	Thrust washer 1.270" id (not in kit)	input shaft (3rd design)(bronze dimple)	1	88-06	8664762	51473A
B70	Thrust washer	front planetary to front internal gear	1	80-06	8631063	51463
B71	Thrust washer	front planetary to front sun gear	1	80-06	8631062	51462
C72	Thrust washer	low roller clutch race to rear planetary	1	80-06	8631227	51427
C73	Thrust washer (metal)	rear planetary to rear ring gear	1	80-06	8628188	32409
C74	Thrust washer .055"-.059" 1.40-1.50mm (#0)	differential carrier to bearing	sel	80-06	8631420	51417
C74	Thrust washer .059"-.063" 1.50-1.60mm (#1)	differential carrier to bearing	sel	80-06	8631421	51417G



# TH125•125•TH125C•3T40

TH125•C•3T40

ILL	DESCRIPTION	QTY	YEAR	REFERENCE #	PART #
<b>WASHERS/BEARINGS/RACES/SHIMS (CONTINUED)</b>					
C74	Washer .063"-.067" 1.60-1.70mm (#2) differential carrier to bearing	sel	80-06	8631422	51417A
C74	Washer .067"-.071" 1.70-1.80mm (#3) differential carrier to bearing	sel	80-06	8631423	51417B
C74	Washer .071"-.075" 1.80-1.90mm (#4) differential carrier to bearing	sel	80-06	8631424	51417C
C74	Washer .075"-.079" 1.90-2.00mm (#5) differential carrier to bearing	sel	80-06	8631425	51417D
C74	Washer .079"-.083" 2.00-2.10mm (#6) differential carrier to bearing	sel	80-06	8631426	51417E
C74	Washer .083"-.087" 2.10-2.20mm (#7) differential carrier to bearing	sel	80-06	8631427	51417F
C74	Thrust washer .087"-.091" 2.20-2.30mm (#8) differential carrier to bearing	sel	80-06	8631428	51417H
C74	Thrust washer .091"-.093" 2.30-2.40mm (#9) differential carrier to bearing	sel	80-06	8631429	51417J
C75	Thrust washer .039"-.043" 1.00-1.10mm (#1) low/reverse housing to race	sel	80-06	8631241	51403
C75	Thrust washer .056"-.060" 1.42-1.52mm (#2) low/reverse housing to race	sel	80-06	8631242	51403A
C75	Thrust washer .072"-.076" 1.84-1.94mm (#3) low/reverse housing to race	sel	80-06	8631243	51403B
C75	Thrust washer .089"-.093" 2.26-2.36mm (#4) low/reverse housing to race	sel	80-06	8631244	51403C
C75	Thrust washer .105"-.109" 2.68-2.78mm (#5) low/reverse housing to race	sel	80-06	8631245	51403D
C75	Thrust washer .122"-.126" 3.10-3.20mm (#6) low/reverse housing to race	sel	80-06	8631246	51403E
D76	Thrust washer channel plate to drive sprocket	1	80-06	8652868	51412
E77	Thrust washer (4 tabs) drive sprocket to support	1	80-98	8652841	51413
E78	Thrust washer (plastic) red (not in kit) driven sprocket to support	1	80-80	8631981	51437
E78	Thrust washer (plastic) black (not in kit) driven sprocket to support (2nd design)	1	80-81	8631738	51438
E78	Thrust washer driven sprocket to support (lock-up)	1	82-06	8637227	51439
F79	Spacer press on pump shaft	1	80-84	75475	51414
E80	Bearing, caged (open) drive sprocket support	1	80-06	24205179	51486
E81	Bearing, thrust driven sprocket to channel plate	1	80-06	9436851	35400C
A82	Bearing, caged (needle) driven sprocket support	1	80-06	8631190	51490
C83	Bearing, thrust rear planetary to rear ring gear	1	80-06	8628962	32409A
C84	Bearing, thrust internal gear to sun gear	1	80-06	8631116	51416
C85	Bearing, thrust sun gear to differential housing	1	80-06	8628962	32409A
C85	Bearing, thrust 2.125" od sun gear to differential housing	1	82-06	8632504	51454
C86	Bearing, thrust differential housing (final drive) to case	1	80-06	8631362	51461
F87	Bearing, caged pump shaft (1st design)	1	80-84	8631277	51477
F87	Bearing, caged w/seal pump shaft	1	85-06	8666375	51477A
D88	Bearing, thrust speedo gear to governor cover	1	81-06	8635900	51466A
D88	Thrust washer speedo gear to governor cover	1	80-81	8631766	51466
<b>SNAP RINGS</b>					
A89	Snap ring .072"-.076" 1.83-1.93mm white driven sprocket to forward drum	sel	80-06	8631258	51415
A89	Snap ring .080"-.084" 2.03-2.13mm blue driven sprocket to forward drum	sel	80-06	8631259	51415A
A89	Snap ring .088"-.092" 2.23-2.33mm red driven sprocket to forward drum	sel	80-06	8631260	51415B
A89	Snap ring .096"-.100" 2.43-2.53mm yellow driven sprocket to forward drum	sel	80-06	8631261	51415C
A89	Snap ring .104"-.108" 2.63-2.73mm green driven sprocket to forward drum	sel	80-06	8631262	51415D
B90	Snap ring .089"-.093" 2.27-2.37mm input drum to sun gear	sel	80-06	8631602	51418
B90	Snap ring .088"-.100" 2.24-2.54mm input drum to sun gear	sel	80-06	8631603	51418A
B90	Snap ring .103"-.107" 2.61-2.71mm input drum to sun gear	sel	80-06	8631604	51418B
B90	Snap ring .109"-.113" 2.78-2.88mm input drum to sun gear	sel	80-06	8631605	51418C
B90	Snap ring .116"-.120" 2.95-3.05mm input drum to sun gear	sel	80-06	8631606	51418D
B90	Snap ring .123"-.127" 3.12-3.22mm input drum to sun gear	sel	80-06	8631607	51418E
B90	Snap ring .130"-.133" 3.29-3.39mm input drum to sun gear	sel	80-06	8631608	51418F
B90	Snap ring .136"-.140" 3.46-3.56mm input drum to sun gear	sel	80-06	8631609	51418G
n/i	Snap ring output shaft (round)	1	82-06	7829495	51495
<b>PUMP PARTS AND PUMPS</b>					
K43	Set, rotor, slide and vanes 15 spline	1	80-06	8665922	K51800A
F91	Shaft, pump (15 splines) 7.5" w/spacer use w/rotor	1	80-81	8643768	51969B
F91	Shaft, pump (20 splines) 7.5" w/spacer	1	80-81	8643768	51969
F91	Shaft, pump (15 splines) 8.5" w/spacer heat treated	1	83-85	8653527	51969A
F91	Shaft, pump (15 splines) 8.5" w/thin waved spacer	1	85-06	8652125	51969C

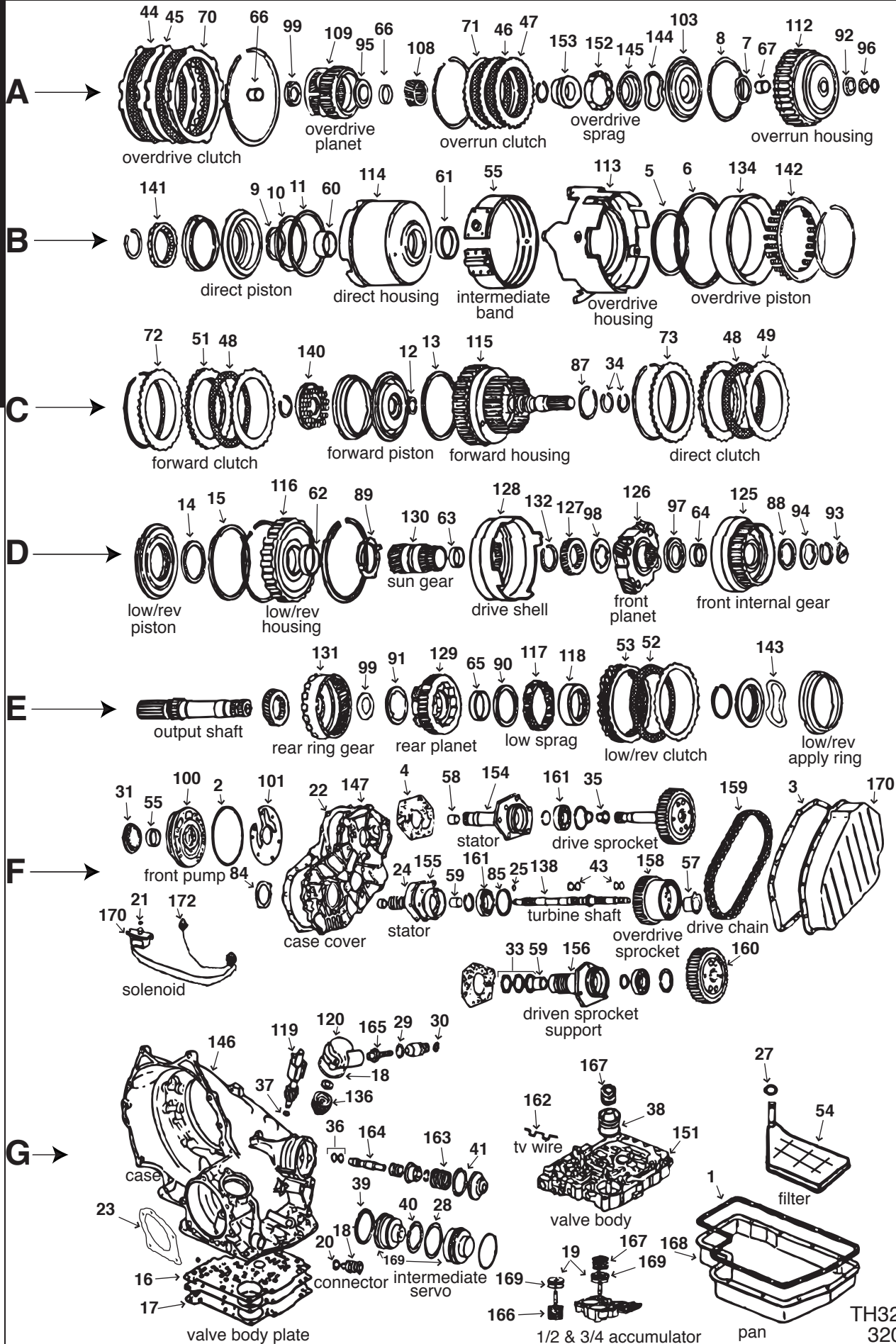
ILL	DESCRIPTION	QTY	YEAR	REFERENCE #	PART #
<b>PUMP PARTS AND PUMPS (CONTINUED)</b>					
F92	Rotor, pump (20 splines)	1	80-81	8631497	51802
F92	Rotor, pump (15 splines)	1	82-06	8637180	51802A
F93	Slide, pump	1	80-06	8637802	51803
F94	Vane, pump	7	80-06	8631280	32800
F96	Ring, pump vane (solid)	2	80-06	8631908	51308
<b>HARD PARTS</b>					
G99	Valve, pressure regulator	1	80-06	8637546	61964
A101	Drum, direct clutch	1	80-88	8653983	51928A-R
A101	Drum, direct clutch	1	89-06	8653971	51928B-R
A104	Housing, forward clutch	1	80-87	8653977	51926A-R
A104	Housing, forward clutch	1	88-06	8664982	51926B-R
B106	Gear, sun	1	80-06	8652644	51961-R
B107	Gear, front internal	1	80-06	8686410	51949-R
B108	Planetary	1	80-06	8631681	51981-R
B109	Shell, drive	1	80-81	8637415	51929-R
B109	Shell, drive	1	82-06	8652435	51929A-R
B111	Housing, low/reverse clutch	1	80-83	8653915	51944-R
B111	Housing, low/reverse clutch	1	84-06	8660814	51944A-R
C115	Race, inner	1	80-06	8631093	51993-R
C116	Planetary	1	80-06	8683633	51982-R
C117	Gear, rear ring	1	80-06	8631097	51997-R
C119	Gear, sun (38T)	1	80-06	8631155	51955-R
C119	Gear, sun (34T)	1	83-06	8644114	51955A-R
C119	Gear, sun (30T)	1	81-06	8644237	51955B-R
C121	Differential, w/silver pin (38T)	1	80-06	8653941	51972-R
C121	Differential, w/silver pin (34T)	1	83-06	8643963	51972A-R
C121	Differential, w/silver pin (30T)	1	81-06	8643990	51972B-R
C121	Differential, w/black pin (specify ratio)	1	89-06	SPECIFY	66972-R
D125	Governor assembly	1	80-06	SPECIFY	51910-R
D126	Cover, governor	1	80-81	8637953	51936-R
D126	Cover, governor	1	82-06	8632985	51936A-R
D126	Cover, governor	1	82-06	8652919	51936B-R
E128	Stator	1	80-81	8637415	51927-R
E128	Shaft, stator	1	82-06	24205183	51927A-R
C129	Gear, side differential set	1	80-06	8637919	51919-R
E130	Shaft, turbine	1	80-81	8631207	51907-R
E130	Shaft, turbine	1	82-06	8652382	51907A-R
D134	Plug	1	80-06	8611710	51934
E136	Chain, drive (3/4") (HV-019)	1	80-83	8643337	51973
E136	Chain, drive 7/8" wide	1	84-06	8660099	51973A
E137	Snubber	1	80-06	75822	51974
E139	Sprocket, driven (33T)	1	80-83	8643445	51750-R
E139	Sprocket, driven (32T)	1	82-83	8643444	51752-R
E139	Sprocket, driven (35T)	1	80-83	8643446	51751-R
E139	Sprocket, driven (37T)	1	82-83	8643447	51753-R
E139	Sprocket, driven (32T)	1	84-84	8643221	51752A-R
E139	Sprocket, driven (33T)	1	84-95	8643209	51750A-R
E139	Sprocket, driven (35T)	1	84-95	8643223	51751A-R
E139	Sprocket, driven (37T)	1	84-06	8643224	51753A-R
E140	Sprocket, drive (33T)	1	82-83	8631197	51918B-R
E140	Sprocket, drive (35T)	1	81-93	8637118	51918-R
E140	Sprocket, drive (37T)	1	81-83	8631918	51918A-R
E140	Sprocket, drive (38T)	1	82-83	8637172	51918C-R

# TH125•125•TH125C•3T40

TH125•C•3T40

ILL	DESCRIPTION	QTY	YEAR	REFERENCE #	PART #
<b>HARD PARTS (CONTINUED)</b>					
E140	Sprocket, drive (33T) wide	1	84-95	8643209	51918D-R
E140	Sprocket, drive (35T) wide	1	84-95	8643210	51918E-R
E140	Sprocket, drive (37T) wide	1	84-95	8643211	51918F-R
E140	Sprocket, drive (38T) wide	1	84-06	8643212	51918G-R
C141	Shaft, sun gear final drive	1	80-06	8652388	51998-R
G144	Sleeve, repair channel plate	1	80-06	M12702	51641
B146	Piston forward drum	1	80-86	8637973	51932-R
B146	Piston forward drum	1	87-06	8664168	51932A-R
D148	Spring, cushion intermediate servo	1	80-06	8652057	51706
D150	Pin, band apply (w/no grooves long) intermediate	sel	80-06	8631923	51708
D150	Pin, band apply (1 groove medium) intermediate	sel	80-06	8631924	51708A
D150	Pin, band apply (2 groove short) intermediate	sel	80-06	8631925	51708B
B152	Spring, waved low/reverse	1	80-92	8628222	32551-R
B152	Spring, diaphragm low/reverse	1	93-06	8683616	51551-R
D152	Link, throttle lever to cable	1	80-06	8631685	51985-R
D153	Spring 1-2 accumulator	1	80-85	8631168	51704
D153	Spring 1-2 accumulator	1	85-06	8652501	51704A
E159	Weir, oil and clip kit lube dam	1	80-06	8637837	K51836
G160	Stabilizer, right axle aluminum	1	80-06	75125LRB	51731B
G162	Sleeve, replacement axle stabilizer (K51731A)	1	80-06	12701A-S	51730
G164	Pin, throttle valve boost solid (hardened steel)	1	80-06	M12712	51966
n/i	Cable, detent universal-fits most GM	1	80-06	84125LB	63-399
n/i	Valve and spring 3rd accumulator (improved design)	1	80-06	M12709A	51964A
n/i	Kit, update-includes weir/band plug/TV pin drainback/3rd accumulator valve	1	80-83	8643940	K51940
n/i	Kit, valve and spring drainback	1	80-06	M12711	K51965
n/i	Spring, lockup anti-shudder	1	82-06	8637888	51935
n/i	Grommet, shift linkage Cadillac/Olds (frame)	1	80-06	1605083	96-125B
G172	Solenoid and harness ass'y PT/IG2 w/gr w/3	1	82-84	8652377	5A-125
<b>ELECTRICAL COMPONENTS</b>					
F181	Switch, pressure 44 PSI governor (in valve body)	1	82-85	8643367	15A-246
F181	Switch, pressure 50 PSI governor (in valve body)	1	82-85	8643369	15A-250
F181	Switch, pressure 54 PSI governor (in valve body)	1	82-85	8643362	15A-254
F181	Switch, pressure 34 PSI governor (in valve body)	1	82-85	8643364	15A-234
G172	Solenoid, on aux valve body PT/IG1 w/gr	1	82-85	8689903	5A-124
G172	Solenoid and harness assembly lock-up/TCC (all gas PT,EG,w/3)	1	82-06	8689901	5A-126
G172	Solenoid and harness assembly lock-up/TCC (4.3L diesel)	1	85-85	8652376	5A-127
G172	Solenoid and harness ass'y w/4 prong round case connector	1	88-89	8665016	5A-128
G172	Solenoid and harness ass'y TH125C	1	89-93	8989902	5A-129
G172	Solenoid, TCC replaces all	1	82-06	52-0210	5A-146
F185	Connector, electrical (3 terminal square) case	1	82-06	12015026	25A-103
F185	Connector, electrical (4 terminal square) case	1	82-06	12015027	25A-104
F185	Connector, electrical (4 prongs round) case	1	88-89	24202567	25A-105
n/i	Switch, pressure (3 prongs) 2nd	1	88-06	8664388	15A-136
n/i	Switch, pressure (2 terminals) 3rd	1	82-06	8643710	15A-111
n/i	Switch, pressure (1 terminal n.o.) 3rd	1	88-06	8643273	15A-118
n/i	Switch, pressure (1 prong n.c.) 3rd	1	89-06	8665355	15A-105
n/i	Switch, pressure (1 prong n.c. w/bracket) 3rd	1	90-06	8666603	15A-106
<b>SPRAGS</b>					
C114	Roller clutch low (sprag)	1	80-06	7471003	51503
C114	Roller clutch low (sprag)	1	80-06	8631133	51503-R
<b>SPEEDO GEARS</b>					
n/i	Housing, speedo plastic	1	80-06	n/a	04-189
n/i	Housing, speedo metal	1	80-90	n/a	04-191





TH325/325-4L  
32000D/E



ILL	DESCRIPTION	QTY	YEAR	REFERENCE #	PART #
<b>TECHNICAL MANUALS</b>					
K53	Tech manual TH325/4L dis/assembly diagnosis/troubleshooting	1	79-85	83-825LTM	010-305
<b>REBUILDER KITS</b>					
K4	Master deluxe rebuild kit TH325	1	79-81	AE	K3200D-R
K4	Master deluxe rebuild kit TH325-4L (w/o servo lip seals)	1	82-85	AE	K3200E-R
K5	Master kit w/steels TH325	1	79-81	AE	K3200D
K5	Master kit w/steels TH325-4L (w/o servo lip seals)	1	82-85	AE	K3200E
K6	Master kit w/o steels TH325	1	79-81	AE	K3200D-LS
K6	Master kit w/o steels TH325-4L (w/o servo lip seals)	1	82-85	AE	K3200E-LS
K7	O/H gasket set w/seals-rings TH325	1	79-81	AE	K32900D
K7	O/H gasket set w/seals-rings TH325-4L (w/o servo lip seals)	1	82-85	AE	K32900E
K11	Gasket and seal kit TH325	1	79-81	AE	K32900D-1
K11	Gasket and seal kit TH325-4L (w/o servo lip seals)	1	82-85	AE	K32900E-1
n/i	Kit, lip seal TH325-4L (intermediate servo)	1	84-85	AE	K32900-3
<b>VALVE BODY KITS</b>					
K15	Shift Kit® TH325 corrects 3/2 cut loose/soft shifts	1	79-81	SK® 325	K32908D
K15	Shift Kit® TH325-4L correct 3/2 cut loose/soft shift	1	82-85	SK® 325-4L	K32908E
<b>GASKETS AND RUBBER COMPONENTS</b>					
G1	Gasket, oil pan TH325/4L (neoprene/cork)	1	79-85	8635884	13900AX
G1	Gasket, oil pan TH325/4L (Duraprene®)	1	79-85	8635884	13900AD
F2	Seal, lathe cut TH325/4L (pump body to case)	1	79-85	8625007	13273
F3	Gasket, side cover TH325 (neoprene/cork)	1	79-81	8632032	13983X
F3	Gasket, side cover TH325 (Duraprene®)	1	79-81	8632032	13983D
F3	Gasket, side cover TH325-4L (neoprene/cork)	1	82-85	8635154	13983AX
F3	Gasket, side cover TH325-4L (Duraprene®)	1	82-85	8639726	13983AD
F4	Gasket, sprocket support TH325	1	79-81	8632018	13350
B5	Lip seal TH325-4L (4th clutch inner)	1	82-85	8635562	13972
B6	Lip seal TH325-4L (4th clutch outer)	1	82-85	8634025	13973
A7	Lip seal TH325-4L (overrun clutch inner)	1	82-85	8634054	13974
A8	Lip seal TH325-4L (overrun clutch outer)	1	82-85	8634053	13975
B9	Lip seal TH325/4L (direct clutch piston inner)	1	79-85	8628079	13963
B10	Lip seal TH325/4L (direct clutch piston center)	1	79-85	8630295	13959
BC11	Lip seal TH325/4L (direct/fwd clutch piston outer)	2	79-85	8628078	13961
C12	Lip seal TH325/4L (forward clutch piston inner)	1	79-85	8630102	13962
D14	Lip seal TH325/4L (low/reverse clutch piston inner)	1	79-85	8628246	13960
D15	Lip seal TH325/4L (low/reverse clutch piston outer)	1	79-85	8628364	13964
G16	Gasket, valve body TH325 (spacer plate upper)	1	79-81	8632831	13984
G16	Gasket, valve body TH325-4L (spacer plate upper)	1	82-85	8659032	13985
G17	Gasket, valve body TH325 (spacer plate lower)	1	79-81	8632832	13984A
G17	Gasket, valve body TH325-4L (spacer plate lower)	1	82-85	8639857	13985A
G18	O'ring TH325/4L (governor cover)	1	79-85	8660545	13760
G19	Seal, lathe cut (beveled) TH325-4L (1-2/3-4 accumulator piston)	2	82-85	8635568	13965
G20	O'ring TH325-4L (case connector)	1	82-85	6264903	3410L
F21	O'ring TH325-4L (lock-up/TCC solenoid)	1	82-85	8630052	13918
F22	Gasket, case cover TH325	1	79-81	8632019	13353
F22	Gasket, case cover TH325-4L	1	82-85	8635013	13353A
G23	Gasket, final drive TH325-4L (case)	1	79-85	1627494	13354
F24	Gasket, driven sprocket support TH325	1	79-81	8632013	13351
F24	Gasket, driven sprocket support TH325-4L	1	82-85	8635039	13352
F25	O'ring TH325-4L (input shaft)	1	82-85	8630049	13917
G27	O'ring TH325/4L (filter intake tube)	1	79-85	1363951	3547L
G28	O'ring TH325/4L (intermediate servo cover)	1	79-85	8628136	13920
G29	O'ring TH325/4L	1	79-85	8622076	3718L
n/i	Lip seal w/o spring TH325/4L (w/o spring)	1	79-85	1240382	3991LS

# TH325•325•TH325-4L

TH325•TH325-4L

ILL	DESCRIPTION	QTY	YEAR	REFERENCE #	PART #	
<b>GASKETS AND RUBBER COMPONENTS (CONTINUED)</b>						
n/i	Lip seal w/spring	TH325/4L (with spring)	ar	79-85	1240382HD	3991L
n/i	Multi lip seal (boot)	TH325/4L (TV cable)	1	79-85	25518260	13581
n/i	Seal, metal clad	TH325/4L (reverse housing to case)	1	79-85	8631577	13969
n/i	Multi lip seal (boot)	TH325/4L (filler tube boot)	1	79-85	1259475	13925
n/i	Gasket, accumulator housing	TH325-4L	1	82-85	8635093	13986
n/i	O'ring	TH325-4L (4th clutch housing to cover)	1	82-85	8622029	3499L
<b>METAL CLAD SEALS</b>						
F31	Seal, metal clad	TH325 (front)	1	79-81	8670283	38151A
F31	Seal, metal clad	TH325-4L (front)	1	82-85	8657116	61151A
n/i	Seal, metal clad	TH325/4L (manual lever shaft)	1	79-85	8623056	38511
n/i	Seal, metal clad	TH325/4L (speedo housing)	1	79-85	2558260	38511X
<b>SEALING RINGS</b>						
K10	Kit, sealing ring	TH325 (metal and teflon)	1	79-81	AE	K32903F
K10	Kit, sealing ring	TH325-4L	1	82-85	AE	K32903E
K28	Kit, lip seal	TH325-4L (intermediate servo)	1	84-85	AE	K32900-3
F33	Ring, sealing (teflon)	TH325/4L (pump cover)	3	79-85	8628055	32300T
C34	Ring, sealing (teflon) 1.063" od	TH325/4L (turbine shaft)	1/2	79-85	8628090	32301T
F35	Ring, sealing (metal) 1.135" od	TH325 (turbine shaft)	1	79-81	8627565	32314
F35	Ring, sealing (teflon)	TH325-4L (support to sprocket)	1	82-85	8635046	32330T
G36	Ring, sealing	TH325/4L (intermediate band apply pin)	2	79-85	8630120	32323T
G37	Ring, sealing (teflon)	TH325/4L (governor)	1	79-85	8632588	32315T
G38	Ring, sealing (teflon) 1.998" od	TH325 (1-2 and 3-4 accumulator)	1/2	79-82	8634161	32302T
G39	Ring, sealing (teflon)	TH325/4L (intermediate servo outer)	1	79-83	8628123	32303T
G40	Ring, sealing (teflon) 2.360" od	TH325/4L (intermediate servo inner)	1	79-83	8628697	32306T
G40	Ring, sealing (teflon) 2.504" od	TH325/4L (intermediate servo inner)	1	79-83	8630080	32307T
G41	Ring, sealing (teflon) 2.360" od	TH325/4L (inter servo inner piston) (diesel)	1	79-85	8628697	32306T
G41	Ring, sealing (teflon) 2.140" od	TH325/4L (intermediate servo inner piston)	1	79-85	8632149	32312T
F43	Ring, sealing (teflon) .959"-.969" od	TH325-4L (turbine shaft center)(scarf cut)	1	82-85	8635043	32316T
F43	Ring, sealing (teflon) .829"-.839" od	TH325-4L (turbine shaft front)(solid)	1	82-85	8635497	32317T
F43	Ring, sealing (teflon) .743"-.753" od	TH325-4L (turbine shaft rear)(scarf cut)	2	82-85	8635042	32318T
<b>CLUTCH PLATES</b>						
A44	Friction .080" 6.890" od 36T	TH325-4L (4th clutch)(overdrive large)	2	82-85	8634691	32107
A45	Steel .080" 5.845" id 6T	TH325-4L (4th clutch)(overdrive)	3	81-85	8634026	32109
A46	Friction .088" 5.090" od 40T	TH325-4L (overrun clutch)	2	82-85	8657031	32108
A47	Steel .083" 3.954" id 36T	TH325/4L (overrun clutch)	2	81-85	8634050	32110
C48	Friction .078" 5.225" od 30T	TH325/4L (forward/direct clutch)	9/11	79-85	8648350	32103
C49	Steel .090" 4.342" id 30T	TH325/4L (direct clutch)	5/6	79-85	8628484	32104
C49	Steel .100" 4.342" id 30T	TH325/4L (direct clutch oversize)	ar	79-85	8628484OS	32104X
C51	Steel .078" 4.342" id 30T	TH325/4L (forward clutch)	5/6	79-85	8628486	32100
n/i	Steel, waved .062" 4.342" id 30T	TH325/4L (forward clutch cushion)	1	79-85	8628085	32105
E52	Friction .075" 5.525" od 44T	TH325/4L (low/reverse clutch)	6	79-85	8628804	32102A
E53	Steel .078" 4.691" id 44T	TH325/4L (low/reverse clutch)	5/6	79-85	8628224	32101
E53	Steel .088" 4.691" id 44T	TH325/4L (low/reverse clutch oversize)	ar	79-85	8628224OS	32101X
E53	Steel, waved .078" 4.691" id 44T	TH325/4L (low/reverse clutch cushion)	ar	79-85	8633371	32101A
<b>PRESSURE PLATES</b>						
A70	Pressure plate .198" 5.02mm	TH325-4L (4th clutch)	1	82-85	8634866	32714C-R
A71	Pressure plate .198" 5.02mm	TH325-4L (overrun clutch)	1	82-85	8634864	32714B-R
A72	Pressure plate .250" 6.25mm	TH325/4L (forward/direct clutch)	1	79-85	8628088	32714-R
A73	Pressure plate .180" 4.55mm	TH325/4L (direct clutch)	1	79-85	8678925	32714A-R
<b>FILTERS</b>						
K9	Kit, filter	TH325 (Duraprene®)	1	79-81	AE	DK32710F
K9	Kit, filter	TH325 (neoprene/cork)	1	79-81	AE	FK32710F
K9	Kit, filter	TH325-4L (Duraprene®)	1	82-85	AE	DK32710E

ILL	DESCRIPTION	QTY	YEAR	REFERENCE #	PART #
<b>FILTERS (CONTINUED)</b>					
K9	Kit, filter TH325-4L (neoprene/cork)	1	82-85	AE	FK32710E
G54	Filter TH325	1	79-81	8632997	32710F
G54	Filter TH325-4L	1	82-85	8635166	32710E
n/i	Screen, filter governor	1	82-85	8635111	32712
<b>BANDS</b>					
B55	Band, flex TH325/4L (intermediate)	1	79-85	8628098	32700F
<b>BUSHINGS</b>					
K13	Kit, bushing TH325 (complete)	1	79-81	AE	K32901D
K13	Kit, bushing TH325-4L (complete)	1	82-85	AE	K32901E
F56	Bushing (babbit) TH325 (pump body)	1	79-81	8623940	8005
F56	Bushing (babbit) TH325-4L (pump body)	1	82-85	8649963	61005
F57	Bushing (not in kit) TH325-4L (drive sprocket)	1	82-85	AE	32022
F58	Bushing (not in kit) TH325 (drive sprocket support/stator)	1	79-81	8623944	34002
F58	Bushing (bronze) TH325-4L (drive sprocket support/stator)	1	82-85	8628915	32006
F59	Bushing TH325/4L (driven sprocket support rear)	1	79-85	8628916	32003
B60	Bushing TH325/4L (direct clutch drum front)	1	79-85	8628918	32000
B61	Bushing 1.886" od 47.64mm TH325/4L (direct clutch drum rear)	1	79-85	8628917	32001
D62	Bushing TH325/4L (reverse clutch housing)	1	79-85	8628929	32008
D63	Bushing TH325/4L (rear sun gear)	1	79-85	8628928	32007
D64	Bushing TH325/4L (front internal gear long)	1	79-85	8630990	32002A
E65	Bushing TH325/4L (rear carrier/planetary)	1	79-85	8628947	32004
A66	Bushing TH325-4L (overdrive carrier/planetary)	1	82-85	8631905	51011
A67	Bushing TH325-4L (overrun clutch housing)	1	82-85	8634908	32014
<b>WASHERS/BEARINGS/RACES/SHIMS</b>					
K12	Kit, thrust bearing TH325	1	79-81	BEARING KIT	K32906
K14	Kit, thrust washer TH325/4L (w/o selectives no bearings)	1	79-85	WASHER KIT	K32907D
K14	Kit, planetary carrier washer TH325/4L (front 1 each selective)	1	79-85	WASHER KIT	K32907A
K14	Kit, planetary carrier washer TH325/4L (rear 1 each selective)	1	79-85	WASHER KIT	K32907B
F84	Thrust washer TH325/4L (case cover to direct drum)	1	79-85	8632020	32420A
C87	Thrust washer TH325/4L (direct drum to forward drum)	1	79-85	8632504	32402A
D88	Thrust washer TH325/4L (front internal gear to support)	1	79-85	8628765	32403
D89	Washer, thrust (plastic) .060" (4 tabs) TH325/4L (input hsg to reverse clutch hsg)	1	79-85	8228766	32406A
E90	Thrust washer (plastic) TH325/4L (rear carrier/planet to low race)	1	79-85	8628182	32408
E91	Thrust washer (metal) TH325/4L (rear carrier/planet to rear r/g)	1	79-85	8628188	32409
A92	Bearing, thrust TH325-4L (overrun clutch hsg to washer)	1	82-85	8635058	32426
D93	TW (plastic) .068" (white #1) TH325/4L (output shaft to forward drum)	sel	79-85	8639291	32400
D93	TW (plastic) .073" (neutral #2) TH325/4L (output shaft to forward drum)	sel	79-85	8639292	32400A
D93	TW (plastic) .078" (black #3) TH325/4L (output shaft to forward drum)	sel	79-85	8639293	32400B
D93	TW (plastic) .083" (green #4) TH325/4L (output shaft to forward drum)	sel	79-85	8639294	32400C
D93	TW (plastic) .088" (red #5) TH325/4L (output shaft to forward drum)	sel	79-85	8639295	32400D
D93	TW (plastic) .093" (purple #6) TH325/4L (output shaft to forward drum)	sel	79-85	8639296	32400E
D93	TW (plastic) .098" (brown #7) TH325/4L (output shaft to forward drum)	sel	79-85	8639297	32400F
D93	TW (plastic) .103" (orange #8) TH325/4L (output shaft to forward drum)	sel	79-85	8639298	32400G
D93	TW (plastic) .108" (yellow #9) TH325/4L (output shaft to forward drum)	sel	79-85	8639299	32400H
D93	TW (plastic) .113" (lt blue #10) TH325/4L (output shaft to forward drum)	sel	79-85	8639300	32400J
D93	TW (plastic) .118" (lt tan #11) TH325/4L (output shaft to forward drum)	sel	79-85	8639301	32400K
D93	TW (plastic) .123" (tan #12) TH325/4L (output shaft to forward drum)	sel	79-85	8639302	32400L
D93	TW (plastic) .128" (rose #13) TH325/4L (output shaft to forward drum)	sel	79-85	8639303	32400M
D93	TW (plastic) .133" (lt green #14) TH325/4L (output shaft to forward drum)	sel	79-85	8639304	32400N
D93	TW (plastic) .138" (smoke #15) TH325/4L (output shaft to forward drum)	sel	79-85	8639305	32400P
D94	TW (metal) .117" (orange #1) TH325/4L (frt int gear washer to sun gear)	sel	79-85	8628161	32212
A95	Bearing, thrust TH325-4L (overdrive planetary to sun gear)	1	82-85	8634035	32425B
A96	Thrust washer (steel) .065" (gray #1) TH325-4L (bearing to snap ring)	sel	82-85	8635225	32500

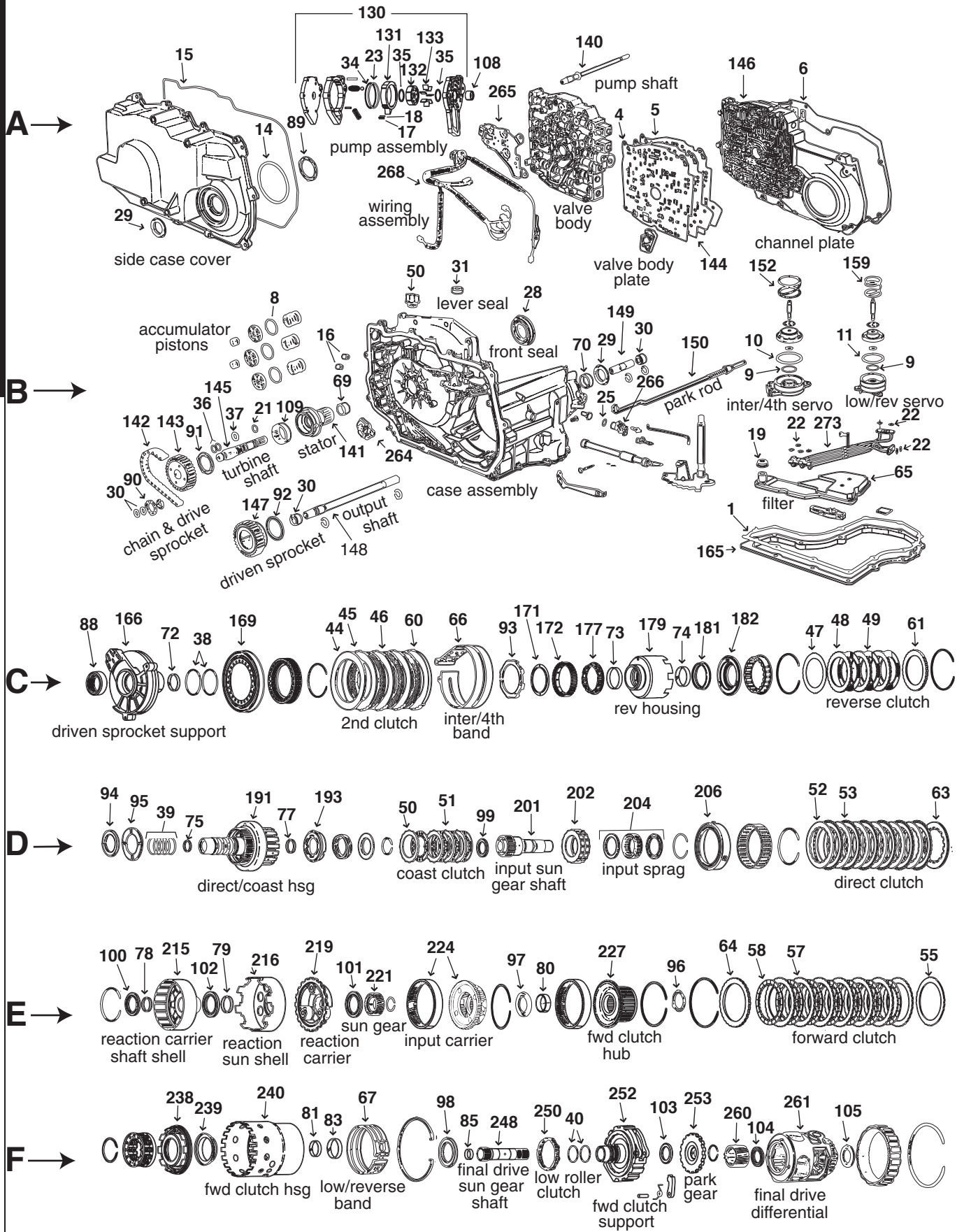


# TH325•325•TH325-4L

TH325•TH325-4L

ILL	DESCRIPTION	QTY	YEAR	REFERENCE #	PART #	
<b>WASHERS/BEARINGS/RACES/SHIMS (CONTINUED)</b>						
A96	Thrust washer (stl) .073" (dark green #2)	TH325-4L (bearing to snap ring)	sel	82-85	8635226	32500A
A96	Thrust washer (steel) .079" (pink #3)	TH325-4L (bearing to snap ring)	sel	82-85	8635227	32500B
A96	Thrust washer (steel) .086" (brown #4)	TH325-4L (bearing to snap ring)	sel	82-85	8635228	32500C
A96	Thrust washer (steel) .093" (lt. blue #5)	TH325-4L (bearing to snap ring)	sel	82-85	8635229	32500D
A96	Thrust washer (steel) .100" (white #6)	TH325-4L (bearing to snap ring)	sel	82-85	8635230	32500E
A96	Thrust washer (steel) .107" (yellow #7)	TH325-4L (bearing to snap ring)	sel	82-85	8635231	32500F
A96	Thrust washer (steel) .114" (lt. green #8)	TH325-4L (bearing to snap ring)	sel	82-85	8635232	32500G
A96	Thrust washer (steel) .121" (orange #9)	TH325-4L (bearing to snap ring)	sel	82-85	8635233	32500H
A96	Thrust washer (steel) .128" (violet #10)	TH325-4L (bearing to snap ring)	sel	82-85	8635234	32500J
A96	Thrust washer (steel) .135" (red #11)	TH325-4L (bearing to snap ring)	sel	82-85	8635235	32500K
A96	Thrust washer (stl) .142" (dark blue #12)	TH325-4L (bearing to snap ring)	sel	82-85	8635236	32500L
D97	Bearing, thrust	TH325/4L (frt planetary to internal r/g)	1	79-85	8628202	32404
D98	Bearing, thrust	TH325/4L (frt planetary to sun gear assy)	1	79-85	8633875	32405
E99	Bearing, thrust	TH325/4L (rear ring gear to rear planetary)	1	79-85	8628962	32409A
A99	Bearing, thrust	TH325-4L (od planetary to od sprocket)	1	82-85	8634035	32425B
n/i	Bearing, thrust	TH325/4L (speedo gear to governor cover)	1	79-85	8635490	51466A
<b>SNAP RINGS</b>						
D132	Snap ring	TH325/4L (input drum to sun gear)	1	79-85	8623105	32733-R
B146	Snap ring	TH325-4L (4th clutch)	1	82-85	8634023	32564-R
<b>PUMP PARTS AND PUMPS</b>						
F100	Pump, body w/gears	TH325	1	79-81	8625330	32200D-R
F100	Pump, body w/gears	TH325-4L	1	82-85	8635022	32200E-R
F101	Plate, pump	TH325	1	79-81	8655935	32204
n/i	Gear set, pump .727"	TH325	1	79-81	AE	K35201B
n/i	Gear set, pump .778"	TH325-4L	1	82-85	AE	K32201C
<b>HARD PARTS</b>						
A103	Piston	TH325-4L (overdrive clutch)	1	82-85	8634110	32724M-R
A108	Gear, overdrive sun	TH325-4L	1	82-85	8635033	32933-R
A109	Planetary, carrier assembly	TH325-4L (overdrive)	1	82-85	8635036	32936-R
A112	Housing, overrun clutch	TH325-4L	1	82-85	8635941	32941-R
B113	Housing, 4th clutch	TH325-4L	1	82-85	8635735	32911-R
B114	Housing, direct clutch	TH325-4L	1	79-85	8655936	32726A-R
C115	Housing, forward clutch	TH325/4L	1	79-85	8632918	32725D-R
D116	Housing, low/reverse	TH325/4L	1	79-85	8628212	32727-R
E118	Race, inner	TH325/4L	1	79-85	8628184	32430-R
G119	Governor, assembly	TH325/4L	1	79-85	8635481	32410F-R
G120	Cover, governor	TH325/4L	1	79-85	8643984	51936-R
D125	Gear, front internal	TH325/4L	1	79-85	8655931	32748D-R
D126	Planetary, carrier assembly	TH325/4L (front)	1	79-85	8632038	32747D-R
D127	Gear, sun	TH325/4L (front)	1	79-85	8632040	32728C-R
D128	Shell, drive	TH325/4L	1	79-85	8628203	32729
D128	Shell, drive	TH325/4L	1	79-85	8628203	32729-R
E129	Planetary, carrier assembly	TH325/4L (rear)	1	79-85	8632044	32948-R
D130	Gear, sun	TH325/4L (rear)	1	79-85	8632041	32728D-R
E131	Gear, rear ring	TH325/4L	1	79-85	8632048	32949-R
B134	Piston	TH325-4L (4th clutch)	1	82-85	8628459	32928A-R
F138	Shaft, turbine	TH325-4L (input)	1	82-85	8635020	32907-R
C140	Retainer, w/springs	TH325/4L (forward clutch)	1	79-85	8628492	32751A-R
B141	Guide, for retainer w/springs	TH325/4L (direct clutch)	1	79-85	8630096	32751-R
B142	Retainer, w/springs	TH325-4L (4th clutch)	1	82-85	8635244	32751C-R
E143	Spring, waved	TH325/4L (low/reverse clutch release)	1	79-85	8628222	32551-R
A144	Spring, waved	TH325-4L (overrun clutch release)	1	82-85	8634116	32551A-R
A145	Retainer, spring	TH325-4L (overrun clutch)	1	82-85	8634061	32961-R

ILL	DESCRIPTION	QTY	YEAR	REFERENCE #	PART #
<b>HARD PARTS (CONTINUED)</b>					
F147	Cover, case TH325	1	79-81	8632987	32945-R
F147	Cover, case TH325-4L	1	82-85	8635963	32945A-R
A153	Cam, overdrive roller clutch TH325-4L (inner race)	1	82-85	8635076	32976-R
F154	Support, drive sprocket TH325 (stator)	1	79-81	8632011	32994-R
F155	Support, drive sprocket TH325-4L (stator)	1	82-85	8635040	32994A-R
F156	Support, drive sprocket TH325/4L	1	79-85	8632015	32995-R
F158	Sprocket, drive TH325-4L (overdrive)	1	82-85	8635087	32996A-R
F159	Chain, drive 1 3/4" wide TH325	1	79-81	HV-010	32973
F159	Chain, drive 1 1/4" wide TH325-4L	1	82-85	HV-016	32973A
F160	Sprocket, driven TH325-4L	1	82-85	8635089	32997A-R
F161	Bearing, ball .671" 2.837" od 1.377" id TH325/4L	1/2	79-85	908320	6207N
F161	Bearing, drive sprocket TH325/4L	1	82-85	12338307	32922
G162	Link, throttle lever TH325/4L	1	79-85	8657304	51985-R
G163	Spring TH325/4L (intermediate servo)	1	79-85	8628109	32709-R
G164	Pin, band apply (no groove longest) TH325/4L	1	79-85	8632976	32708
G164	Pin, band apply (1 groove) TH325/4L	1	79-85	8632973	32708A
G164	Pin, band apply (2 grooves) TH325/4L	1	79-85	8632974	32708B
G164	Pin, band apply (3 grooves) TH325/4L	1	79-85	8632975	32708C
G164	Pin, servo extendo TH325/4L	1	79-85	65786E	32708E
G166	Spring TH325-4L (3-4 accumulator)	1	82-85	8635277	32706C
G167	Piston, (w/seal)(lg pin) TH325-4L (1-2/3-4 accumulator)	1	82-85	8635909	K61985
G167	Spring TH325-4L (1-2 accumulator)	1	82-85	8635148	32706B
G168	Pan, oil TH325/4L	1	79-85	8635849	32954-R
F170	Pan, side cover TH325-4L	1	82-85	8635839	32975-R
n/i	Clip TH325 (speedo drive gear)	1	79-81	8632589	32226B
n/i	Clip TH325/4L (speedo drive gear)	1	79-85	8632059	32226C
n/i	Pin, throttle valve boost TH325/4L (solid)	1	79-85	M12712	51966
n/i	Filler tube repair TH325/4L	1	79-85	M99100A	96-140A
n/i	Clip TH325 (manual valve)	1	79-81	8632003	96-167
n/i	Cable, detent TH325/4L (universal)	1	79-85	K65940U	63-399
n/i	Grommet TH325/4L (shift linkage)	1	79-85	22503153	96-125A
n/i	Ball, check (1/4" steel) TH325/4L	4	79-85	6261179S	13924S
n/i	Cup, plug TH325/4L (park pawl)	1	79-85	8620318	13970
<b>ELECTRICAL COMPONENTS</b>					
F170	Solenoid, PT, 1G2, W/P, W/GR TH325-4L (lock-up/TCC 5.7L)	1	82-85	8635921	5A-110
F170	Solenoid, PT, EG, W/4, W/P TH325-4L (lock-up/TCC 4.1L)	1	82-85	8635920	5A-109
F170	Solenoid, V/6 250"/V8 305", PT, EG TH325-4L (lock-up/TCC )	1	82-85	8635922	5A-111
F170	Solenoid, TCC TH325-4L (lock-up/TCC)	1	82-85	52-0210	5A-146
F170	Solenoid TH325-4L (lock-up/TCC)	1	84-85	8635966	5A-112
G18	Connector, electrical (3 terminal square) TH325-4L (case)	1	82-85	12015026	25A-103
F172	Switch, pressure (1 terminal) TH325-4L (4th)	1	82-85	8634475	15A-112
n/i	Switch, pressure TH325-4L (governor goes in valve body)	1	82-85	8635516	15A-113
<b>SPRAGS</b>					
E117	Sprag, roller clutch TH325/4L (low/reverse)	1	79-85	8628183	32502
A152	Roller clutch TH325-4L (overdrive)	1	82-85	8635037	32963
A152	Roller clutch TH325-4L (overdrive)	1	82-85	8635037	32963-R
<b>NOTES</b>					



4T40E  
59000

ILL	DESCRIPTION		QTY	YEAR	REFERENCE #	PART #
<b>TECHNICAL MANUALS</b>						
K53	Tech manual 4T40E dis/assembly	diagnosis/troubleshooting	1	96-08	83-4T40ETM	010-318
<b>REBUILDER KITS</b>						
K4	Master deluxe rebuild kit	w/pistons	1	95-96	AE	K5900-R
K4	Master deluxe rebuild kit	w/pistons	1	97-11	AE	K5900A-R
K4	Master deluxe rebuild kit	4T40E/4T45E w/o pistons	1	95-96	AE	K5900B-R
K4	Master deluxe rebuild kit	4T40E/4T45E w/o pistons	1	97-11	AE	K5900C-R
K5	Master kit w/steels	w/pistons	1	95-96	AE	K5900
K5	Master kit w/steels	w/pistons	1	97-11	AE	K5900A
K5	Master kit w/steels	4T40E/4T45E w/o pistons	1	95-96	AE	K5900B
K5	Master kit w/steels	4T40E/4T45E w/o pistons	1	97-11	AE	K5900C
K6	Master kit w/o steels	w/pistons	1	95-11	AE	K5900-LS
K6	Master kit w/o steels	4T40E/4T45E w/o pistons	1	95-11	AE	K5900B-LS
K6	Master kit w/o steels	4T40E/4T45E w/o pistons	1	97-11	AE	K5900C-LS
K7	O/H gasket set w/seals-rings	w/pistons	1	95-11	AE	K59900
K7	O/H gasket set w/seals-rings	w/o pistons	1	95-11	AE	K59900B
<b>VALVE BODY KITS</b>						
K15	Shift Kit®	4T40E/4T45E	1	95-11	n/a	K59908
<b>GASKETS AND RUBBER COMPONENTS</b>						
B1	Gasket, oil pan (12 bolts)	elasomeric	1	95-11	24203590	13080R
A4	Gasket, valve body	valve body to spacer plate	1	95-03	2430595	23515
A4	Gasket, valve body (white stripe)	valve body to spacer plate	1	04-05	24216019	23515A
A4	Gasket, valve body	valve body to spacer plate	1	06-11	n/a	23515B
A5	Gasket, valve body	spacer plate to channel plate	1	95-03	24204141	23516
A5	Gasket, valve body (white stripe)	spacer plate to channel plate	1	04-05	24216017	23516A
A5	Gasket, valve body	valve body to channel plate	1	06-11	n/a	23516B
A6	Gasket, channel plate	channel plate to case	1	95-11	24201096	23517
B8	Seal, lathe cut	1-2/2-3/3-4 accumulator	3	95-11	24200739	23518
B9	Seal, lathe cut	2-4 servo	1	95-11	8678473	23519
B9	Seal, lathe cut	low/reverse servo	1	95-11	8684394	23523
B10	Lip seal	2-4 servo	1	95-11	8684673	23524
B11	Lip seal	low/reverse servo	1	95-11	8684674	23525
A14	Seal, molded rubber	side cover (inner)	1	95-11	8685154	23527
A15	Seal, molded rubber	side cover (outer)	1	95-11	24200478	23528
B16	Seal	cooler line to case	2	95-11	24200326	23529
A17	Seal (teflon)	pump slide (rectangle teflon)	1	95-11	8631877	13768
A18	Seal (round rubber)	pump slide (round peg rubber)	1	95-11	8631283	13762
B19	Seal	filter	1	95-11	8684467	23532
B21	O'ring (teflon coated/green)	turbine shaft	1	95-11	8677453	13766
B22	O'ring	lube tube rack assembly	8	95-11	n/a	13767
A23	O'ring	pump slide	1	95-11	8631504	13761
A25	O'ring	output speed sensor	1	95-11	n/a	23116
n/i	O'ring	fill cap	1	95-11	n/a	23017
n/i	Seal	harness connector	1	95-11	n/a	23526
<b>METAL CLAD SEALS</b>						
B28	Seal, metal clad	front	1	95-11	8685515	51200A
AB29	Seal, metal clad	left and right axle	2	95-11	24201936	59201
B30	Seal, metal clad	left and right axle (inner sleeve)	2	95-11	8684482	59204
B31	Seal, metal clad	manual lever shaft	1	95-11	8644709	51202A



# 4T40E•4T45E

4T40E•4T45E

ILL	DESCRIPTION	QTY	YEAR	REFERENCE #	PART #
<b>SEALING RINGS</b>					
K10	Kit, sealing ring complete	1	95-11	AE	K59903
A34	Ring, sealing (teflon) pump slide	1	95-11	8631417	51305T
B36	Ring, sealing (teflon) solid turbine shaft (rear)	2	95-96	8643058	51307T
B36	Ring, sealing (teflon) solid turbine shaft (rear)	2	97-11	24207710	59307T
B37	Ring, sealing (teflon) solid turbine shaft (front)	1	95-11	8637170	51310T
C38	Ring, sealing (teflon) driven sprocket support	2	95-11	24201613	59300T
D39	Ring, sealing (teflon) direct/coast housing shaft	4	95-11	8684272	59301T
F40	Ring, sealing (teflon) forward clutch support	2	95-11	24204223	59302T
<b>CLUTCH PLATES</b>					
C44	Steel, waved 8T 2nd clutch (cushion)	1	95-11	24200298	59105A
C45	Steel .089" 4.793" id 8T 2nd clutch	3	95-11	24200790	59105
C46	Friction .070" 6.578" od 36T 2nd clutch	3	95-11	8684322	59104
C47	Steel, waved .043" 3.995" id 8T/12T reverse clutch (cushion)	1	95-11	24243005	59107A
C48	Steel .088" 3.995" id 30T reverse clutch	3	95-96	24200757	59107
C48	Steel .088" 3.995" id 30T reverse clutch (new design w/4 holes)	3	97-11	24207081	59109
C49	Friction .070" 5.305" od 48T reverse clutch	3	95-11	8684266	59106
D50	Steel .069" 2.44" id 12T coast clutch	4	95-11	8685874	59111
D51	Friction .070" 3.275" od 20T coast clutch	4	95-11	8684282	59108
D52	Steel .074" 4.96" od 16T (internal T) direct clutch	6	95-11	8685879	59103
D53	Friction .070" 3.927" id 36T direct clutch (external teeth)	6	95-11	8684415	59102
D53	Friction .070" 3.927" id 36T (external T) direct clutch (metallic specks)	6	08-11	n/a	59102A
E55	Steel, waved .039" 4.075" id 8T forward clutch (cushion)	1	95-11	24200467	59101A
E57	Steel .069" .071" id 8T forward clutch	7	95-11	8684445	59101
D58	Friction .070" 5.000" od 30T forward clutch	7	95-11	8684444	59100
<b>PRESSURE PLATES</b>					
C60	Pressure plate .433" 2nd clutch	sel	95-11	8684324	59119-R
C60	Pressure plate .381" 2nd clutch	sel	95-11	24209271	59119A-R
C61	Pressure plate .199" reverse clutch	sel	95-11	24200756	59118-R
C61	Pressure plate .177" reverse clutch	sel	95-11	24200950	59118A-R
C61	Pressure plate .222" reverse clutch	sel	95-11	24200951	59118B-R
D63	Pressure plate .205" (internal teeth) direct clutch	1	95-11	8685875	59116-R
E64	Pressure plate .120" 4.07" id. 30T forward clutch	1	95-11	24200595	59115
E64	Pressure plate .120" 4.07" id. 30T forward clutch	1	95-11	24200595	59115-R
<b>FILTERS</b>					
K9	Kit, filter elasomeric	1	95-11	AE	FK59710
B65	Filter 4T40E/45E	1	95-11	8685185	59710
n/i	Screen, filter (plastic)(sm rectangle) lock-up/TCC solenoid (in seperator plate)	1	95-11	24209144	61718
n/i	Screen, filter actuator feed (in valve body)	1	95-11	8685022	59711
<b>BANDS</b>					
C66	Band intermediate/4th	1	95-11	8684403	59700
C67	Band, double wrap low/reverse	1	95-11	8651614	66721
C67	Band, double wrap (high energy) low/reverse	1	01-11	20202815	66722
<b>BUSHINGS</b>					
K13	Kit, bushing 4T40E/45E	1	95-11	AE	K59901
B69	Bushing (bronze) drive sprocket support	1	95-11	8628915	32006
B70	Bushing case	1	95-11	8631119	51013
C72	Bushing driven sprocket support	1	95-11	8684330	59003
C73	Bushing reverse clutch (front)	1	95-11	8684269	59004
C74	Bushing reverse clutch (rear)	1	95-11	8684268	59005
D75	Bushing (bronze) direct/coast housing (rear)	1	95-11	8631238	51008
D77	Bushing direct/coast housing (front)	1	95-11	8684518	59007
E78	Bushing reaction carrier shaft shell	1	95-11	8684589	59008
E79	Bushing reaction sun shell (gear)	1	95-11	8684586	59009

ILL	DESCRIPTION	QTY	YEAR	REFERENCE #	PART #
<b>BUSHINGS (CONTINUED)</b>					
E80	Bushing forward clutch hub	1	95-11	8684320	59010
F81	Bushing forward clutch housing (front)	1	95-11	8684390	59011
F83	Bushing forward clutch housing (rear)	1	95-11	8684389	59012
F85	Bushing final drive sun gear shaft	1	95-11	n/a	59014
n/i	Bushing converter hub	1	95-11	8637801	51005A
<b>WASHERS/BEARINGS/RACES/SHIMS</b>					
K12	Kit, thrust bearing 4T40E/45E	1	95-11	AE	K59906
K14	Kit, thrust washer 4T40E/45E	1	95-11	AE	K59907
C88	Bearing, caged (needle) driven sprocket support	1	95-11	8631190	51490
A89	Thrust washer side cover to driven sprocket	1	95-11	8684379	59404
B90	Thrust washer drive sprocket to channel plate	1	95-11	8652868	51412
B91	Thrust washer (4 tabs) drive sprocket to stator	1	95-11	8652841	51413
B92	Thrust washer driven sprocket to sprocket support	1	95-11	8637227	51439
C93	Thrust washer support to reverse input clutch	1	95-11	8684259	59406
D94	Bearing, thrust driven sprocket to direct/coast housing	1	95-11	8644206	66509
D95	Thrust washer .061" (brown) reverse housing to direct/coast housing	sel	95-11	n/a	59407
D95	Thrust washer .072" (gray) reverse housing to direct/coast housing	sel	95-11	n/a	59407A
D95	Thrust washer .084" (natural) reverse housing to direct/coast housing	sel	95-11	n/a	59407B
D95	Thrust washer .096" (black) reverse housing to direct/coast housing	sel	95-11	n/a	59407C
D95	Thrust washer .107" (orange) reverse housing to direct/coast housing	sel	95-11	n/a	59407D
D95	Thrust washer .119" (violet) reverse housing to direct/coast housing	sel	95-11	n/a	59407E
D95	Thrust washer .131" (yellow) reverse housing to direct/coast housing	sel	95-11	n/a	59407F
D95	Thrust washer .142" (red) reverse housing to direct/coast housing	sel	95-11	n/a	59407G
D95	Thrust washer .154" (green) reverse housing to direct/coast housing	sel	95-11	n/a	59407H
E96	Thrust washer forward clutch hub to forward housing	1	95-11	8685039	59408
E97	Bearing, thrust input carrier to forward hub	1	95-11	8644206	66509
F98	Bearing, thrust forward clutch support to forward housing	1	95-11	n/a	59410
D99	Bearing, thrust direct/coast housing to input sun gear	1	95-11	n/a	59409
E100	Bearing, thrust input s/g shaft to reaction carrier shaft	1	95-11	n/a	59413
E101	Bearing, thrust input sun gear to reaction carrier	1	95-11	n/a	59414
E102	Bearing, thrust reaction shaft shell to reaction sun shell	1	95-11	n/a	59416
F103	Bearing, thrust forward clutch support to park gear	1	95-11	n/a	59415
F104	Bearing, thrust 2.125" od s/g to differential (final drive assy)	1	95-11	8632504	51454
F105	Bearing, thrust differential (final drive) to case	1	95-11	8631362	51461
A108	Bearing, needle w/seal assy pump shaft	1	95-11	33000-01	59477
B109	Bearing, caged (open) drive sprocket support (stator)	1	95-11	24205179	51486
<b>SNAP RINGS</b>					
n/i	Snap ring output shaft (round)	1	95-11	7829495	51495
<b>PUMP PARTS AND PUMPS</b>					
A35	Ring, pump vane (solid) cast iron (solid)	2	95-11	8665807	51308
A130	Pump assembly 4T40E/45E	1	95-11	24208987	59200-R
A131	Slide, pump 4T40E/45E	1	95-11	8637802	51803
A132	Rotor, pump (15 splines) 4T40E/45E	1	95-11	8637180	51802A
A133	Vane, pump 4T40E/45E	7	95-11	8631280	32800
A140	Shaft, pump 4T40E/45E	1	95-11	8684255	59969
A140	Shaft, pump 4T40E/45E	1	95-11	8684255	59969-R
<b>HARD PARTS</b>					
B141	Stator drive sprocket support w/bearing	1	95-11	8685660	59927-R
B142	Chain, drive 3/4" wide	1	95-03	HV-039	59973
B142	Chain, drive 7/8" wide 7/8" wide (V/6)	1	99-11	HV-058	59973A
B142	Chain, drive 5/8" wide (ZX design)	1	02-11	HV-079	59973B
B143	Sprocket, drive 3/4" 32T 4T40E/45E	1	95-03	24204709	59916-R
B143	Sprocket, drive 3/4" 33T 4T40E/45E	1	95-03	24204710	59916A-R

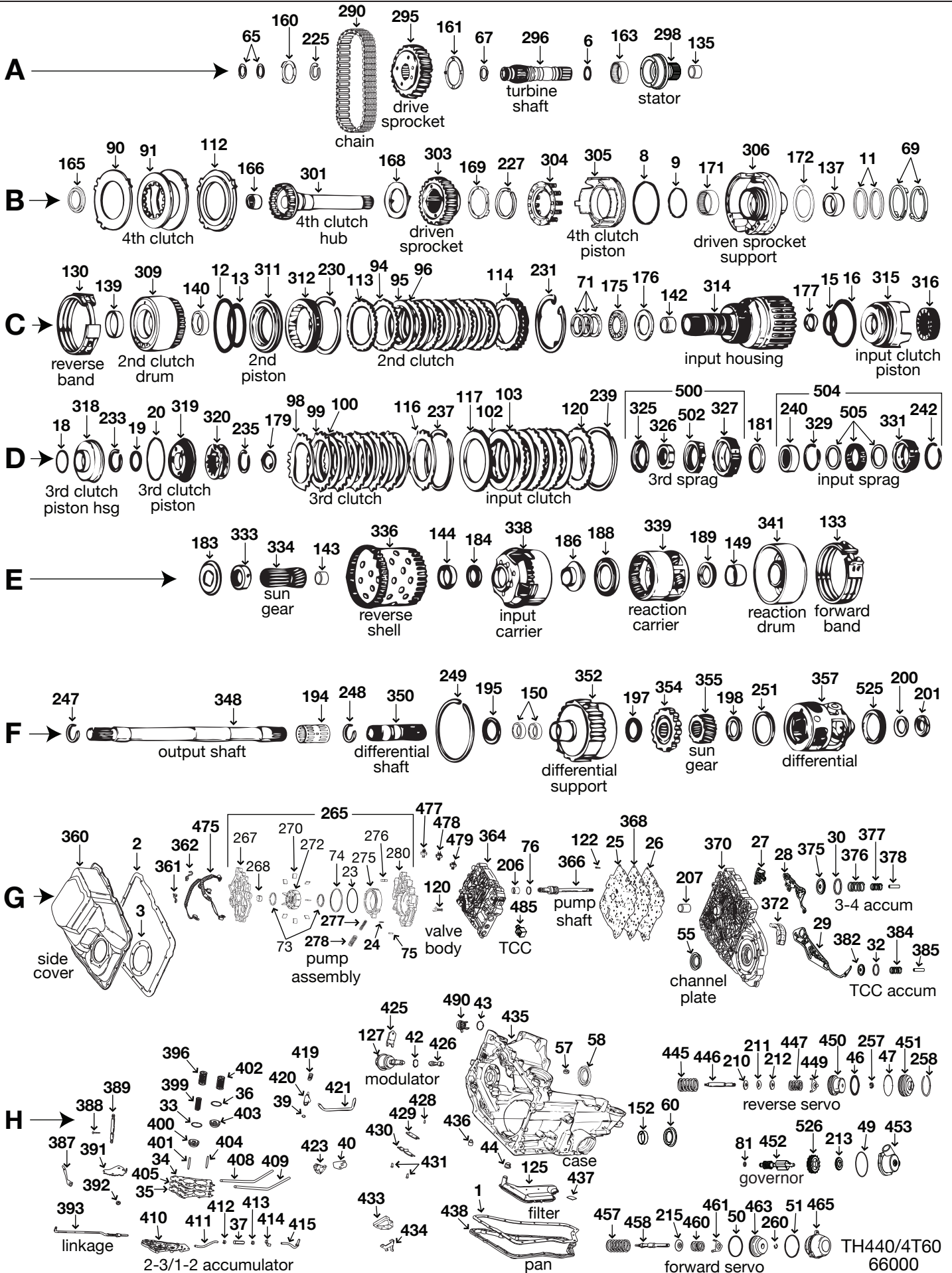
# 4T40E•4T45E

4T40E•4T45E

ILL	DESCRIPTION	QTY	YEAR	REFERENCE #	PART #	
<b>HARD PARTS (CONTINUED)</b>						
B143	Sprocket, drive 3/4" 35T	4T40E/45E	1	95-03	24204711	59916B-R
B143	Sprocket, drive 7/8" 32T	4T40E/45E	1	97-11	24217580	59916C-R
B143	Sprocket, drive 7/8" 35T	4T40E/45E	1	97-11	24210128	59916D-R
B143	Sprocket, drive 5/8" 35T	4T40E/45E	1	03-11	n/a	59916E-R
B143	Sprocket, drive 5/8" 33T	4T40E/45E	1	03-11	n/a	59916F-R
A144	Valve body spacer plate	4T40E/45E	1	95-98	24207145	59750
A144	Valve body spacer plate	4T40E/45E	1	95-03	24221953	59750A
A144	Valve body spacer plate	4T40E/45E	1	95-05	24216018	59750B
A144	Valve body spacer plate	4T40E/45E	1	96-97	24205050	59751
A144	Valve body spacer plate	4T40E/45E	1	02-03	24216018	59751A
A144	Valve body spacer plate	4T40E/45E	1	05-11	24216112	59751B
B145	Shaft, turbine	4T40E/45E	1	95-11	8652382	51907A-R
B147	Sprocket, driven 3/4" 38T	4T40E/45E	1	95-03	24204714	59918-R
B147	Sprocket, driven 3/4" 37T	4T40E/45E	1	95-03	24204713	59918A-R
B147	Sprocket, driven 3/4" 35T	4T40E/45E	1	95-03	24204712	59918B-R
B147	Sprocket, driven 7/8" 38T	4T40E/45E	1	97-11	24217586	59918C-R
B147	Sprocket, driven 7/8" 35T	4T40E/45E	1	97-11	24210130	59918D-R
B147	Sprocket, driven 5/8" 35T	4T40E/45E	1	03-11	n/a	59918E-R
B147	Sprocket, driven 5/8" 37T	4T40E/45E	1	03-11	n/a	59918F-R
B148	Shaft, output	long	1	95-11	24200733	59714-R
B149	Shaft, output	short (stub shaft)	1	95-11	24200734	59715-R
B150	Rod, park	actuator	1	95-11	24202424	59720-R
B152	Spring	intermediate/4th servo	1	95-11	9684350	59704-R
B159	Spring	low/reverse servo	1	95-11	8684393	59703-R
B165	Pan, oil	bottom	1	95-11	8685184	8685184
C166	Support, driven sprocket	casting # 8684348	1	95-03	24200283	59930-R
C166	Support, driven sprocket	casting # 24207153	1	95-11	24207143	59930A-R
C171	Retainer	2nd roller clutch (sprag)	1	95-11	24207224	59906
C172	Race (outer)	2nd roller clutch (sprag)	1	95-11	8684671	59949-R
C179	Housing, reverse	drum	1	97-11	24207223	59931-R
D191	Housing, direct/coast	input shaft/direct/coast/assembly	1	97-11	24207726	59932-R
D201	Shaft, input sun gear	w/inner race (sold as assembly)	1	95-11	24203613	59933-R
D202	Race, input sprag	outer	1	95-11	24200497	59934-R
E215	Shell, reaction carrier shaft	4T40E/45E	1	95-11	24202271	59935-R
E216	Shell, reaction sun	4T40E/45E	1	95-11	24218026	59936-R
E219	Carrier, reaction	planetary (front)	1	95-11	24208584	59937-R
E221	Gear, input sun	4T40E/45E	1	95-11	8684581	59938-R
E224	Carrier, input	w/ring gear (planetary rear)	1	95-11	24228792	59940-R
E227	Hub, forward clutch	input carrier flange	1	95-11	24202221	59730-R
F240	Housing, forward clutch	drum	1	95-11	24208640	59941-R
F248	Shaft, sun gear	4T40E/45E	1	95-11	24201609	59942-R
F252	Support, forward clutch	16 roller clutch	1	95-98	24204222	59943-R
F252	Support, forward clutch	17 roller clutch	1	99-11	24212711	59943C-R
F253	Gear, park	4T40E/45E	1	95-11	24204708	59731-R
F260	Gear, sun (reverse cut 38T)	final drive (teeth go right to left)	1	95-11	8684311	66855A-R
F260	Gear, sun (reverse cut 34T)	final drive (teeth go right to left)	1	97-11	8685560	66855B-R
F261	Differential, 20T pinion (38T sun gear)	final drive (reverse cut)	1	95-11	n/a	66972A-R
F261	Differential, 22T pinion (34T sun gear)	final drive (reverse cut)	1	97-11	n/a	66972B-R
B273	Tube, lube rack assembly	4T40E/45E	1	95-11	24202349	59760
B273	Tube, lube rack assembly	4T40E/45E	1	95-11	24202349	59760-R
n/i	Piston, servo	low/reverse (casting #24201884)	1	95-11	24203772	59718-R
n/i	Piston, servo	4th (casting #24201879)	1	95-11	24203766	59719-R
n/i	Lever, manual	rooster comb w/shaft assembly	1	95-11	24203588	59721-R

ILL	DESCRIPTION	QTY	YEAR	REFERENCE #	PART #	
<b>HARD PARTS (CONTINUED)</b>						
n/i	Spring, return	2nd clutch	1	95-11	8684327	59723-R
n/i	Spring, return	reverse clutch	1	95-11	24200758	59724-R
n/i	Spring, return	coast clutch	1	97-11	24205043	59727-R
n/i	Spring, return	direct clutch	1	95-11	8684510	59728-R
n/i	Spring, return	forward clutch	1	95-11	24208652	59729-R
n/i	Gear, ring	final drive	1	95-11	n/a	59732-R
n/i	Gear, differential kit	black diff shaft w/spider and side gears	1	95-11	n/a	59919-R
n/i	Spring	1/2 accumulator	1	95-11	8685241	59706-R
n/i	Spring	2/3 accumulator	1	95-11	24203557	59707-R
n/i	Spring	3/4 accumulator	1	95-11	8685240	59708
n/i	Sleeve, repair	channel plate	1	95-11	AE	59641
n/i	Pressure regulator repair kit	4T40E	1	95-11	4T40E-PRT	K59964
n/i	Pressure regulator refill kit	4T40E	1	95-11	4T40E-PR5	K59965
<b>ELECTRICAL COMPONENTS</b>						
B264	Sensor, speed 33T	turbine/input (TSS/ISS) square bracket	1	95-11	24218077	15A-017
B264	Sensor, speed 35T	turbine/input (TSS/ISS) round bracket	1	97-11	10456546	15A-018
A265	Switch	pressure manifold	1	95-03	24222079	15A-015
A265	Switch	pressure manifold	1	04-11	24217544	15A-015A
B266	Sensor, speed	vehicle/output (VSS)	1	95-11	24207507	15A-016
B266	Sensor, speed	vehicle/output (VSS)	1	95-11	10456545	15A-016A
A268	Harness, internal wiring	4T40E/45E	1	95-11	24229665	16A-161
n/i	Switch, neutral safety	range switch (MLPS)	1	97-03	12450161	15A-013
n/i	Switch, neutral safety	range switch (MLPS)	1	95-95	n/a	15A-013A
n/i	Switch, neutral safety	range switch (MLPS)	1	96-96	n/a	15A-013B
n/i	Switch, neutral safety	range switch (MLPS)	1	04-11	D2259C	15A-013C
n/i	Solenoid	shift 1-2/2-3 (A/B)	2	95-11	24207236	5A-421
n/i	Solenoid	electronic pressure control (EPC)	1	95-03	10478146	5A-419
n/i	Solenoid	electronic pressure control (EPC)	1	03-11	24225825	5A-419A
n/i	Solenoid (PWM)	lock-up/TCC control	1	95-11	24227792	5A-393
n/i	Harness, wiring repair	speed sensor (external)	1	95-11	12101899	16A-159
n/i	Harness, wiring repair	electronic control module (ECM)	1	95-11	350-0063	16A-140
<b>SPRAGS</b>						
C177	Roller clutch	2nd clutch	1	95-11	930695	59502
D204	Sprag	input clutch	1	95-11	24203617	59725
F250	Roller clutch (black)	low (16 rollers)	1	95-98	930694	59726-R
F250	Roller clutch (gray)	low (17 rollers)	1	99-11	24215825	59726A
<b>BONDED PISTONS</b>						
C169	Piston, bonded rubber	2nd clutch	1	95-11	24205042	59530
C181	Seal, bonded rubber	reverse clutch (center)	1	95-11	24205041	59532
C182	Piston, bonded rubber	reverse clutch (outer)	1	95-11	24205040	59531
D193	Piston, bonded rubber	coast clutch	1	95-11	24205043	59534
D206	Piston, bonded rubber	direct clutch	1	95-11	24205044	59533
F238	Piston, bonded rubber	forward clutch	1	95-11	24208641	59535
F239	Seal, bonded rubber	forward clutch (center)	1	95-11	24208642	59536
<b>NOTES</b>						





TH440/4T60  
66000

ILL	DESCRIPTION	QTY	YEAR	REFERENCE #	PART #
<b>TECHNICAL MANUALS</b>					
K53	Tech manual TH440-T4/4T60 dis/assembly	1	83-93	83-440TTM	010-308
K53	Update handbook changes, parts	1	83-89	83-440TTM-U1	010-312
K53	Update handbook changes, parts	1	90-92	83-440TTM-U2	010-315
<b>REBUILDER KITS</b>					
K4	Master deluxe rebuild kit	1	83-86	AE	K6600-R
K4	Master deluxe rebuild kit	1	83-93	AE	K6600A-R
K5	Master kit w/steels	1	83-86	AE	K6600
K5	Master kit w/steels	1	83-93	AE	K6600A
K6	Master kit w/o steels	1	83-86	AE	K6600-LS
K6	Master kit w/o steels	1	86-93	AE	K6600A-LS
K7	O/H gasket set w/seals-rings	1	83-93	AE	K66900
K8	External seal kit	1	83-93	AE	K66900-2
K11	Gasket and seal kit	1	83-93	AE	K66900-1
<b>VALVE BODY KITS</b>					
K15	Shift Kit® 3 pack	1	83-93	SK® 440-3	K66908
K15	Shift Kit®-Jr (fix sticking TV)	1	83-93	SK® 440-Jr	K66908A
K15	Reverse cushion kit	1	83-93	440RK	K66908B
K15	Lube and end play kit	1	83-93	SK® 440LK	K66908C
K15	Shift correction pkg (TCC shudder)	1	83-93	K440-T4	S66908A
K15	Kit, gaskets valve body	1	87-92	8668401	13780
<b>GASKETS AND RUBBER COMPONENTS</b>					
H1	Gasket, oil pan	1	83-93	8656396	13966X
H1	Gasket, oil pan	1	83-93	8668028	13966D
G2	Gasket, side cover (outer)	1	83-93	8656397	13450
G2	Gasket, side cover (outer)	1	83-93	8656397	13450D
G3	Gasket, side cover (inner)	1	83-93	8656398	13451
A6	O'ring (teflon coated/green)	1	83-93	8662686	13766
B8	Lip seal	1	83-93	8644061	23156
B8	Lip seal	1	87-92	8661013	23156A
B9	Lip seal	1	83-93	8644066	23155
B11	O'ring, viton quad expander	2	87-93	8662329	13792
C12	Lip seal	1	83-93	8656472	23154
C13	Lip seal	1	83-93	8668074	23153
C15	Lip seal	1	83-93	8651443	23151
C16	Lip seal	1	83-93	8649837	23157
D18	O'ring	1	83-93	14462374	23053
D19	Lip seal	1	83-88	8662673	13791
D20	Lip seal	1	83-88	8644156	13799
G23	O'ring	1	83-93	8656760	13789
G24	Seal (round rubber)	1	83-93	8631283	13762
G25	Gasket, valve body	1	83-85	8656712	13797
G25	Gasket, valve body	1	85-93	8662848	13797A
G26	Gasket, valve body	1	83-85	8656713	13796
G26	Gasket, valve body	1	85-93	8656813	13796A
G27	Gasket, modulator port	1	83-93	8656002	13807
G28	Gasket, channel plate	1	83-85	8656037	13806
G28	Gasket, channel plate	1	86-93	8668064	13806A
G29	Gasket, channel plate	1	83-93	8649830	13805
G30	Seal, lathe cut (beveled)	1	83-93	8678473	13965
G32	Seal, lathe cut	1	86-93	8658086	23050
G32	Seal, lathe cut	1	83-85	8649429	23046
H33	Seal, lathe cut (beveled)	1	83-93	8678473	13965
H34	Gasket, accumulator cover	1	83-93	8656073	13452

ILL	DESCRIPTION	QTY	YEAR	REFERENCE #	PART #
<b>GASKETS AND RUBBER COMPONENTS (CONTINUED)</b>					
G35	Gasket, accumulator cover lower	1	83-93	8656073	13452
H36	Seal, lathe cut (beveled)	1	83-93	8678473	13965
H39	Seal	2	83-93	8656568	23463
H40	Gasket, governor tube retainer	1	83-93	8656385	13798
H42	O'ring	1	83-93	10054241	3410L
H43	O'ring	1	83-93	10054241	3410L
H44	Multi-lip seal, oil filter	1	83-93	8656613	13987
H47	O'ring	1	83-93	8658111	13803
H46	Lip seal	1	83-93	24208959	23163
H49	O'ring	1	83-93	8660545	13760
H50	Seal, lathe cut	1	84-93	8649773	23051
H51	O'ring	1	83-93	8658111	13803
n/i	O'ring	1	83-93	8622076	3718L
n/i	Lip seal w/o spring	1	83-93	1240382	3991LS
n/i	Lip seal w/spring	1	83-93	25519078	3991L
n/i	Ball, check (1/4" steel)	13	83-93	147485	13924S
n/i	Seal	2	83-93	8656567	23462
n/i	Seal, lathe cut	1	83-93	8649379	13802
n/i	Multi lip seal (boot)	1	83-93	1259475	13925
n/i	O'ring	1	83-93	8646372	23018
n/i	O'ring	1	83-93	8658109	13795
n/i	Multi lip seal (boot)	1	83-93	25518260	13581
n/i	Gasket, release cover plate	1	83-85	8656083	23216
n/i	Gasket, release cover plate and 3-2 tube	1	86-93	8662841	23266
n/i	Kit, speed sensor	1	83-93	FDB-4845	24010
<b>METAL CLAD SEALS</b>					
G55	Seal, metal clad	1	83-93	8646637	66220
H58	Seal, metal clad	1	83-93	8664812	51200A
H60	Seal, metal clad	1	83-93	8666007	51201
H60	Seal, metal clad	1	83-93	TC-1.375	51204
H412	Seal, metal clad	1	87-93	8662391	66221
n/i	Seal, metal clad	1	83-93	8644709	51202A
<b>SEALING RINGS</b>					
K10	Kit, sealing ring-w/o quad seals	1	83-93	AE	K66300T
K10	Kit, 2nd clutch hub quad seal ring	1	83-93	AE	K66301
A65	Ring, sealing (teflon) solid	2	83-93	8643058	51307T
A67	Ring, sealing (teflon) solid	1	83-93	8637170	51310T
B69	Ring, sealing (metal)	2	83-86	8658098	66320
B69	Ring, sealing (vespel step joint tabs)	2	83-93	8662330	66320AT
C71	Ring, sealing (teflon)	3	83-11	8656342	66321T
G73	Ring, vane pump (solid)	2	83-93	8644333	66324
G74	Ring, sealing 86.40mm x 2.210mm (solid)	sel	83-93	8644922	66325
G75	Seal (teflon)	1	83-93	8631877	13768
G76	Ring, sealing (teflon)	1	83-93	8631211	51301T
H81	Ring, sealing (teflon)	1	83-93	8632588	32315T
<b>CLUTCH PLATES</b>					
B90	Steel .080" 3.471" id 5T	2	83-93	8650767	66204
B90	Steel .074" 3.471" id 5T	2	87-92	8661006	66204F
B91	Friction .080" 5.312" od 18T	1	83-84	8658209	66104
B91	Friction .090" 5.312" od 18T	1	84-93	18017245	66104A
B91	Friction .070" 5.312" od 18T	2	87-92	8661005	66104B
B91	Kit, bent tooth 4th clutch repair	1	83-86	62758	K66104
B91	Kit, bent tooth 4th clutch repair	1	87-93	62758A	K66104A

ILL	DESCRIPTION	QTY	YEAR	REFERENCE #	PART #
<b>CLUTCH PLATES (CONTINUED)</b>					
B94	Steel, waved .044" 2nd clutch cushion	1	83-93	8658463	66202B
B94	Steel .090" (Kolene®) 2nd clutch	5	83-86	8662309	66202A
B94	Steel .077" (Kolene®) 2nd clutch	6	87-93	24203372	66202D
B94	Steel .067" (commercial) 2nd clutch	ar	83-93	8662309	66202X
B95	Friction .070" (grooved) 2nd clutch	5/6	83-93	8662912	66102A
B95	Friction .060" (commercial) 2nd clutch	6/7	83-93	8656629	66102X
B95	Kit, 2nd clutch (commercial) 7 special frictions/steels and press plate	1	83-93	62756	K66102X
D98	Steel, waved .030" 3rd clutch cushion	1	83-93	8656645	66203B
D99	Steel .090" 3rd clutch	4/1	83-93	8656313	66203
D99	Friction .083" 1 sided external teeth 3rd clutch	4	83-88	8658043	66103B
D99	Friction .079" 1 sided external teeth 3rd clutch	5	89-93	8668361	66103D
D100	Friction .089" 2 sided 3rd clutch	4	83-88	8662911	66103
D100	Friction .083" 1 sided internal teeth 3rd clutch	4	85-88	8658042	66103A
D100	Friction .079" 1 sided internal teeth 3rd clutch	5	89-93	18017205	66103C
D103	Friction .090" forward input clutch	4	83-93	8662850	66106
D103	Steel .080" 3.520" id 26T forward input clutch	3/4	83-93	8631379	51100
<b>PRESSURE PLATES</b>					
B112	Pressure plate .205" (w/step) 4th clutch apply (except F7)	1	83-88	8649831	66210-R
B112	Pressure plate .160" 4th clutch apply (F7)	1	87-92	8661004	66210F
B112	Pressure plate .160" 4th clutch apply (F7)	1	87-92	8661004	66210F-R
C113	Pressure plate .390" (beveled) 2nd clutch apply plate	1	89-93	8668566	66210B-R
C114	Pressure plate .158" (up) 2nd clutch backing	1	83-86	8662957	66210A-R
C114	Pressure plate w/snap ring groove 2nd clutch backing	1	87-93	8662010	66210E-R
D116	Pressure plate 3rd clutch	1	83-86	8656315	66210C-R
D116	Pressure plate .157" 3rd clutch	1	87-93	8658313	66210D-R
D117	Pressure plate .126"- .132" forward input apply	1	83-93	8682801	51714E-R
D120	Pressure plate .192" 4.89-4.99mm forward input clutch backing	1	83-93	8658146	51714-R
<b>FILTERS</b>					
K9	Kit, filter Duraprene®	1	83-92	AE	DK66710
K9	Kit, filter-late filter w/MCS neoprene and cork	1	83-92	AE	FK66710
H125	Filter main sump	1	83-92	8662853	66710
n/i	Screen, filter in pump	1	84-11	8656752	66712
n/i	Screen, filter governor	1	83-90	8627509	34713
n/i	Screen, filter 3rd exhaust	1	83-93	8658208	66711
<b>MODULATORS</b>					
H127	Mod, adj w/dual red stripe universal	1	83-93	3057721	66820
H127	Mod, adj 12-19.5 EDA w/black/red stripe with diesel engine	1	91-93	8649099	66820A
<b>BANDS</b>					
C130	Band, double wrap reverse (front)	1	83-93	8675986	66720
E133	Band, double wrap forward (rear)	1	83-93	8675987	66700
<b>BUSHINGS</b>					
K13	Kit, bushing complete	1	83-93	AE	K66901
A135	Bushing (bronze) stator shaft (front)	1	83-93	8628915	32006
B137	Bushing driven sprocket support (rear)	1	83-93	8656357	66010
C139	Bushing 8.0mm x 75.5mm od 2nd clutch housing (front)	1	83-93	8644098	66011
C140	Bushing 11.0mm x 70.0mm od 2nd clutch housing (rear)	1	83-93	8644099	66012
C142	Bushing 11/16" w x 1.5" od input housing smooth (front)	1	83-93	8649661	66013
E143	Bushing (not in kit) input sun gear (1st design)	1	83-84	8644518	66014
E144	Bushing input carrier (front planetary)	1	83-93	8658803	66015
E145	Bushing reaction sun gear (front)	1	83-93	8644203	66016
F150	Bushing differential support w/ring gear	2	83-93	8649537	66017
H152	Bushing case (rear right side)	1	83-93	8631119	51013
n/i	Bushing converter hub inside	1	83-93	8637905	51005A



# 440•TH440-T4•4T60

TH440-T4•4T60

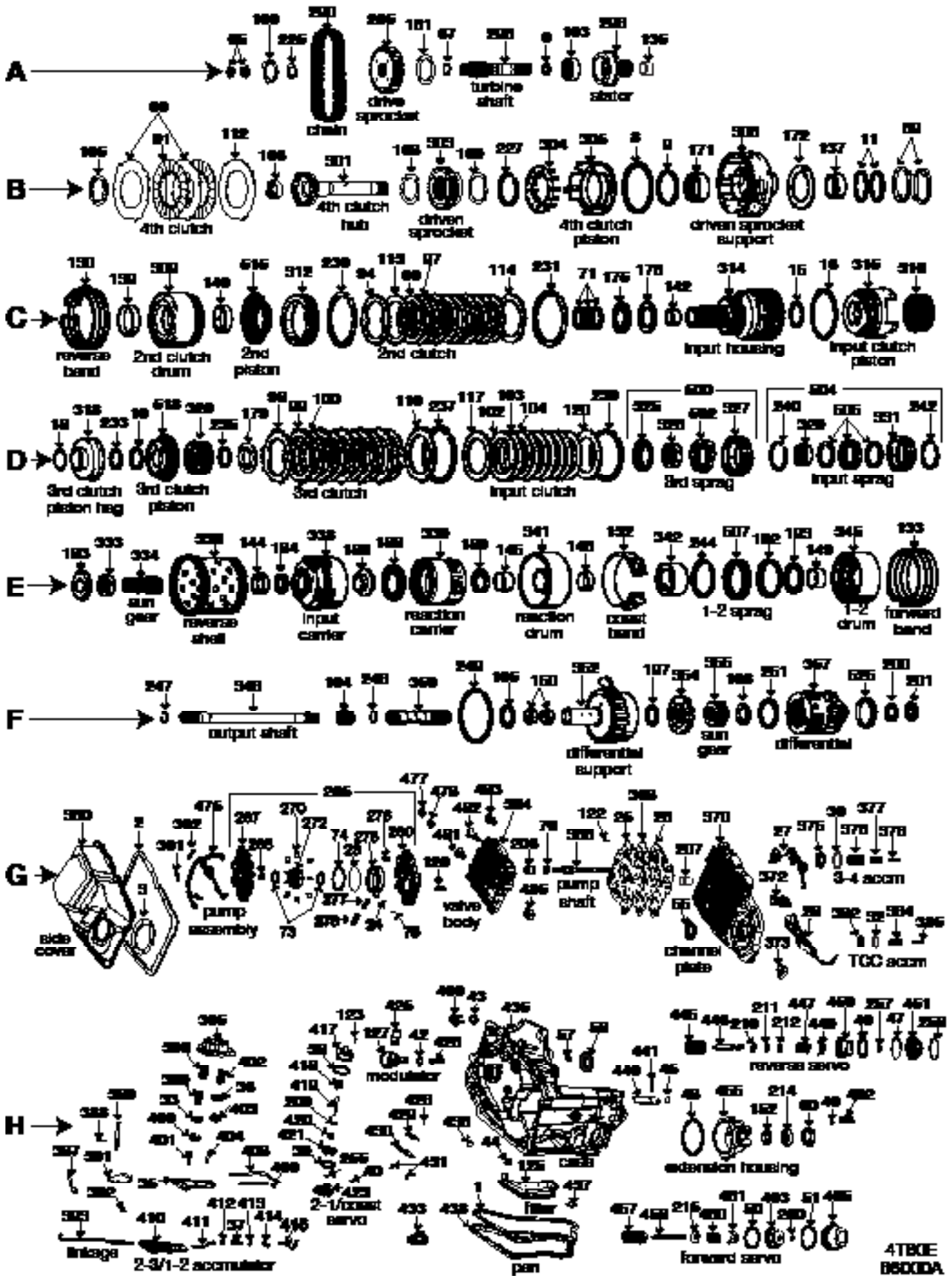
ILL	DESCRIPTION	QTY	YEAR	REFERENCE #	PART #	
<b>WASHERS/BEARINGS/RACES/SHIMS</b>						
K14	Kit, thrust washer	w/o selectives	1	83-93	AE	K66400
K14	Kit, washer	input clutch hub selectives	1	83-93	AE	K66400A
K14	Kit, washer (super charged not included)	differential carrier to bearing selectives	1	83-93	AE	K66400B
K14	Kit, thrust washer	planetary repair (small pin)	1	83-90	AE	K51440
K14	Kit, thrust washer	planetary repair (large pin)	1	86-93	AE	K51440A
K12	Kit, thrust bearing	complete	1	83-93	AE	K66906
A160	Thrust washer .072" thick	drive sprocket to channel plate	1	83-93	8649260	66411
A161	Thrust washer (4 tabs)	drive sprocket to sprocket support	1	83-93	8652841	51413
A163	Bearing, caged (open)	stator shaft (rear)	1	83-93	24203905	51486
B165	Bearing, thrust	4th clutch to channel plate	1	83-93	8656393	66508
B168	Thrust washer	4th clutch hub to driven sprocket	1	83-93	8644664	66414
B169	Thrust washer (4 tabs)	driven sprocket to sprocket support	1	83-93	8644684	66410
B171	Bearing, caged (open)	driven sprocket support (front)	1	83-93	8644054	66954
B172	Thrust washer	driven support to 2nd clutch drum	1	83-93	8644069	66412
C175	Bearing, thrust	sprocket support to washer	1	83-93	8649704	66503
C176	Washer .116" 2.95mm (orange-green)	bearing to input housing	sel	83-93	24204843	66415A
C176	Washer .122" 3.10mm (orange-black)	bearing to input housing	sel	83-93	24204844	66415B
C176	Washer .128" 3.25mm (orange)	bearing to input housing	sel	83-93	24204845	66415C
C176	Washer .134" 3.40mm (white)	bearing to input housing	sel	83-93	24204846	66415D
C176	Washer .140" 3.55mm (blue)	bearing to input housing	sel	83-93	24204847	66415E
C176	Washer .146" 3.70mm (pink)	bearing to input housing	sel	83-93	24204848	66415F
C176	Washer .152" 3.85mm (brown)	bearing to input housing	sel	83-93	24204849	66415G
C176	Washer .158" 4.00mm (green)	bearing to input housing	sel	83-93	24204850	66415H
C176	Washer .163" 4.15mm (black)	bearing to input housing	sel	83-93	24204851	66415J
C176	Washer .169" 4.30mm (purple)	bearing to input housing	sel	83-93	24204852	66415K
C176	Washer .175" 4.45mm (purple-white)	bearing to input housing	sel	83-93	8658173	66415L
C176	Washer .181" 4.60mm (purple-blue)	bearing to input housing	sel	83-93	8658174	66415M
C176	Washer .187" 4.75mm (purple-pink)	bearing to input housing	sel	83-93	8658175	66415N
C176	Washer .193" 4.90mm (purple-brown)	bearing to input housing	sel	83-93	8658176	66415P
C176	Washer .199" 5.05mm (purple-green)	bearing to input housing	sel	83-93	8658177	66415R
C177	Sleeve	input housing	1	83-90	8644139	66022
D179	Thrust washer	input drum to 3rd inner sprag race	1	83-86	8662370	66413
D179	Bearing, thrust	input drum to 3rd inner sprag race	1	86-93	8668422	66510
E183	Retainer, input sprag	1st design	1	83-86	8644044	66925-R
E183	Retainer, input sprag	2nd design	1	86-93	8658796	66925A-R
E186	Dam, lube plastic	fits in reaction carrier	1	86-93	8658368	66910
E188	Bearing, thrust	input carrier to reaction carrier	1	83-93	8646504	66502
E189	Bearing, thrust	reaction carrier to sun gear drum	1	83-93	8649353	66501
F194	Bearing, needle (split type long)	output shaft to input sun gear	1	83-89	8649505	66521
F194	Bearing, needle (split type short)	output shaft to input sun gear	1	90-93	8675032	66522
F195	Bearing, thrust	reaction sun gear to final dr inter gear	1	83-93	24214159	66509
F197	Bearing, thrust	internal gear to parking gear	1	83-93	8644240	66506
F198	Bearing, thrust 2.125" od	final drive sun gear to differential hsg	1	83-93	8646254	51454
F200	Washer .067"-.071" 1.70-1.80mm (#3)	differential carrier to bearing	sel	83-93	8631423	51417B
F200	Washer .071"-.075" 1.80-1.90mm (#4)	differential carrier to bearing	sel	83-93	8631424	51417C
F200	Washer .063"-.067" 1.60-1.70mm (#2)	differential carrier to bearing	sel	83-93	8631422	51417A
F200	Washer .075"-.079" 1.90-2.00mm (#5)	differential carrier to bearing	sel	83-93	8631425	51417D
F200	Washer .079"-.083" 2.00-2.10mm (#6)	differential carrier to bearing	sel	83-93	8631426	51417E
F200	Washer .083"-.087" 2.10-2.20mm (#7)	differential carrier to bearing	sel	83-93	8631427	51417F
F201	Bearing, thrust	differential washer to case/ext hsg	1	83-93	8631362	51461
G206	Bearing, needle w/seal	pump shaft	1	83-93	8644516	66520
G207	Sleeve 1 1/2" x 1 1/4" od (not in kit)	hardened steel (in channel plate)	1	83-93	AE	66641
H213	Bearing, thrust	speedo gear to cover	1	83-93	8635490	51466A

ILL	DESCRIPTION	QTY	YEAR	REFERENCE #	PART #
<b>SNAP RINGS</b>					
C231	Snap ring 2nd clutch pressure plate	1	89-93	8668567	66552
<b>PUMP PARTS AND PUMPS</b>					
K43	Kit, pump rotor slide/rotor/vanes/rings	1	83-93	AE	K66800A
K20	Kit, pump vane 9-vanes/2-rings	1	83-93	8644662	K66801A
G265	Pump assembly 2 switches w/o 3-2 tube hole (need casting #)	1	83-85	8644990	66990-R
G265	Pump assembly 2 switches w/o 3-2 tube hole (need casting #)	1	84-86	8646939	66990B-R
G270	Vane, pump hardened steel	9	83-93	8644662	66800A
G272	Rotor, pump powder metal	1	83-93	8656268	66802
G275	Slide, pump powder metal	1	83-93	8656273	66803
<b>HARD PARTS</b>					
A295	Sprocket, drive 37T 4.233" od	1	83-93	8644679	66977A-R
A295	Sprocket, drive 35T 4" od	1	83-93	8644677	66977-R
A295	Sprocket, drive 33T 3.756" od	1	83-93	8651568	66911-R
A296	Shaft, turbine drive sprocket to converter turbine	1	83-93	24202468	51907A-R
A298	Shaft, stator drive sprocket support	1	83-93	8644036	51927A-R
B301	Hub, 4th clutch w/shaft 1st design	1	83-93	8676613	66956-R
B303	Sprocket, driven 35T splined for input housing	1	83-93	8668111	66920-R
B303	Sprocket, driven 33T splined for input housing	1	83-93	8675035	66920A-R
B303	Sprocket, driven 37T splined for input housing	1	83-93	8678146	66915-R
B304	Retainer, w/springs 4th piston return	1	83-93	8661081	66931-R
B305	Piston 1.939" tall 4th clutch 5/21/84 (2nd design)	1	83-93	8658388	66946-R
B306	Support, driven sprocket (1st design) uses metal rings	1	83-85	8658097	66949-R
B306	Support, driven sprocket (w/vespel rings) bottom lube hole open	1	86-93	8668385	66949A-R
C309	Drum, 2nd clutch (5 clutch) with 2 or 6 lube holes	1	83-86	8668958	66926-R
C309	Drum, 2nd clutch (6 clutch) takes steel piston	1	87-90	8661912	66926A-R
C309	Drum, 2nd clutch (6 clutch) takes bonded piston	1	91-93	8651919	66926B-R
C311	Piston 2nd clutch	1	83-93	8656740	66929-R
C312	Retainer, w/springs (.810") 5 clutch 2nd clutch drum	1	83-86	8644109	66921-R
C312	Retainer, w/springs (.760") 6 clutch 2nd clutch drum	1	87-90	8678494	66921A-R
C314	Input housing thrust washer type	1	83-89	8662970	66927-R
C314	Housing, input bearing type	1	90-93	8651924	66927A-R
C315	Piston input clutch	1	83-93	8658439	66934-R
C316	Retainer, w/springs (w/cutout for capsule) input clutch	1	83-93	8644151	66923-R
D318	Housing, 3rd clutch piston uses lip seals	1	83-88	8656310	66950-R
D318	Housing, 3rd clutch piston takes bonded piston	1	89-93	8668359	66950A-R
D319	Piston, 3rd clutch piston uses lip seals	1	83-88	8646924	66930-R
D319	Piston, bonded rubber 3rd clutch	1	89-93	8682736	66917
D320	Retainer w/springs 3rd clutch piston	1	83-93	8668071	66924
E333	Spacer .495" input sun gear	1	83-86	8649545	66945-R
E333	Spacer .350" input sun gear	1	86-93	8658797	66945A-R
E334	Sun gear, input 3rd design	1	83-93	24208023	66904
E334	Sun gear, input 3rd design	1	83-93	8668703	66904-R
D336	Drum, reverse (shell) hardened (black)	1	83-93	8656612	66978
E336	Drum, reverse (shell) hardened (black)	1	83-93	8656612	66978-R
E338	Carrier, input (tall lip 1st design) front planetary	1	83-86	8646500	66905-R
E338	Carrier, input (short lip 2nd design) front planetary	1	86-93	24203693	66905A-R
E339	Carrier, reaction rear planetary	1	83-93	8661084	66955-R
E341	Drum, reaction forwrd band runs on	1	83-93	8676144	66960-R
F348	Shaft, output long bearing type	1	83-89	8658408	66906-R
F348	Shaft, output short bearing type	1	90-93	8668990	66906C-R
F350	Shaft, sun gear (differential) 6.250" length	1	83-93	8675987	66943-R
F352	Gear, final drive internal 70T regular pitch	1	83-93	8656372	66935-R
F354	Gear, park 12 lugs	1	83-93	8658416	66968-R

ILL	DESCRIPTION	QTY	YEAR	REFERENCE #	PART #
<b>HARD PARTS (CONTINUED)</b>					
F355	Gear, sun (38T) final drive (2.84 ratio)	1	83-93	8644113	51955-R
F355	Gear, sun (34T) final drive (3.06 ratio)	1	83-93	8644114	51955A-R
F355	Gear, sun (30T) final drive (3.33 ratio)	1	83-93	8644237	51955B-R
F357	Differential, w/silver pin (38T) with spider gears (2.84 ratio)	1	83-93	8644996	51972-R
F357	Differential, w/silver pin (34T) with spider gears (3.06 ratio)	1	83-93	8644997	51972A-R
F357	Differential, w/silver pin (30T) with spider gears (3.33 ratio)	1	83-93	8644994	51972B-R
G366	Shaft, pump 9.750" length	1	83-93	8656624	66981
G366	Shaft, pump 9.750" length	1	83-93	8656624	66981-R
G376	Spring 3-4 accumulator	1	83-93	8659092	66709
H402	Spring, return 1-2 accumulator	1	83-00	8668123	66706
H402	Spring, green/white 1-2 accumulator	1	83-00	8668487	66706A
H402	Spring, red 1-2 accumulator	1	83-11	8649691	66706B
H403	Piston, accumulator 1/2	1	83-93	8951927	66982
H445	Spring, return reverse	1	83-93	8685167	66707
H446	Pin, apply (2 grooves) reverse band	1	83-93	8656547	66708B
H452	Governor assembly good used	1	83-92	specify	51910-R
H453	Cover, governor aluminum	1	83-92	8644924	66976-R
H457	Spring, return forward servo	1	83-93	8685167	66707
H458	Pin, apply forward band wide	1	83-93	8656542	66708
H458	Pin, apply (2 grooves) forward band	1	83-93	8656540	66708A
H458	Pin, servo extendo forward and reverse band	1	83-93	84572E	66708E
H463	Piston, accumulator forward	1	83-93	8951927	66982
n/i	Link, manual valve (wire) 3rd design	1	83-91	8649659	66957-R
n/i	Spring manual valve (rod end) 2nd design	1	85-00	8656787	66959A-R
n/i	Gear, side differential set pinion gears with pin	1	83-89	8646919	51919-R
n/i	Kit, pinion gears pinion gears with 1" black pin	1	89-00	8662924	51919A-R
n/i	Clip, 3-2 line for 2 piece valve	1	83-93	8656678	66965
n/i	Clip, manual valve (rod end) 1st design	1	83-84	8649544	66959-R
n/i	Cable, detent universal-fits most GM	1	83-00	K65940U	63-399
n/i	Plunger and spring assembly actuator guide	1	83-90	8656689	66953-R
n/i	Plunger, throttle valve (.357" dia) heat treated steel	1	83-93	M44711	66970
n/i	Plunger, throttle valve (.396" dia) heat treated steel	1	83-93	M44712	66971
n/i	Stabilizer, right axle repairs loose axle shaft	1	83-93	75125LRB	51731B
n/i	Stabilizer, left axle repairs loose axle shaft	1	83-93	84125LRB	66731B
n/i	Stop, forward band anchor pin	1	83-93	8649302	66725
<b>DRIVE CHAINS</b>					
A290	Chain, drive 7/8" wide round pins	1	83-93	HV-018	51973A
<b>ELECTRICAL COMPONENTS</b>					
G477	Switch, pressure (1 flat terminal) 4th gear	1	83-93	8658040	15A-131
G478	Switch, pressure (2 flat terminals) 3rd gear	1	83-93	8658039	15A-132
G479	Switch, pressure (1 terminal) 2nd gear	1/2	85-93	8683502	15A-112
G485	Solenoid, TCC lock-up	1	83-93	8656372	5A-142
G485	Solenoid, TCC lock-up (universal)	1	84-93	52-0210	5A-146
H490	Connector, electrical (4 terminal square) case	1	83-93	8662395	25A-104
H490	Connector, electrical (4 prongs round) case	1	85-93	24202567	25A-105
H490	Connector, electrical (5 prongs round) case	1	85-93	8649507	25A-105A
H490	Thermister, 1 prong (switch) Cadillac w/viscous converter clutch	1	83-93	8658389	15A-137
<b>SWITCH KITS</b>					
K46	Switch kit@ TH440-T4 to TH125	1	83-92	4-125B	4-125B
<b>SPRAGS</b>					
D500	Roller clutch assembly 3rd gear(1st design)	1	83-86	8646539	K66939-R
D500	Sprag assembly 3rd gear(2nd design)	1	86-93	24202241	K66939A-R
D502	Sprag, roller clutch 3rd gear	1	83-93	8662876	66939







ILL	DESCRIPTION	QTY	YEAR	REFERENCE #	PART #
<b>TECHNICAL MANUALS</b>					
K53	Tech manual 4T60-E dis/assembly	1	91-99	83-4T60ETM	010-313
<b>REBUILDER KITS</b>					
K4	Master deluxe rebuild kit	1	91-93	AE	K6600E-R
K4	Master deluxe rebuild kit	1	94-99	AE	K6600C-R
K5	Master kit w/steels	1	91-93	AE	K6600E
K5	Master kit w/steels	1	94-99	AE	K6600C
K6	Master kit w/o steels	1	91-93	AE	K6600E-LS
K6	Master kit w/o steels	1	94-99	AE	K6600C-LS
K7	O/H gasket set w/seals-rings	1	91-99	AE	K66900A
K11	Gasket and seal kit	1	91-99	AE	K66900A-1
<b>VALVE BODY KITS</b>					
K15	Shift Kit®-Jr (fixes converter shudder)	1	91-99	SK® 4T60E-Jr	K66908E
K15	Converter Shudder Kit® (corrects/reduces)	1	91-99	SK® 4T60E-LUK™	K66908S
<b>GASKETS AND RUBBER COMPONENTS</b>					
H1	Gasket, oil pan	1	91-99	8676250	13997X
H1	Gasket, oil pan	1	91-99	8676250	13997D
H1	Gasket, oil pan (molded rubber)	1	91-98	8676250	13997R
H1	Gasket, oil pan (molded rubber)	1	98-99	24206182	13997AR
G2	Gasket, side cover (outer)	1	91-99	8656397	13450
G2	Gasket, side cover (outer)	1	91-99	8656397	13450D
G2	Gasket, side cover (outer)	1	94-99	8683803	13450R
G3	Gasket, side cover (inner)	1	91-99	8656398	13451
G3	Seal, side cover (inner)	1	94-99	24200061	3292L
A6	O'ring (teflon coated/green)	1	91-99	8662686	13766
B8	Lip seal	1	91-99	8644061	23156
B9	Lip seal	1	91-99	8644066	23155
B11	O'ring, viton quad expander	2	91-99	8662329	13792
C15	Lip seal	1	91-99	8651443	23151
C16	Lip seal	1	91-99	8649837	23157
D18	O'ring	1	91-99	14462374	23053
D19	Lip seal	1	91-99	8675318	13791
G23	O'ring	1	91-99	8656760	13789
G24	Seal (round rubber)	1	91-99	8631283	13762
G25	Gasket, valve body	1	91-92	8678762	13797B
G25	Gasket, valve body	1	93-99	8682281	13797C
G26	Gasket, valve body	1	91-92	8688761	13796B
G26	Gasket, valve body	1	93-99	8682280	13796C
G27	Gasket, channel plate	1	91-99	8668064	13806A
G28	Gasket, channel plate	1	91-99	8651615	13805A
G30	Seal, lathe cut	1	91-99	8678886	13965A
G31	Seal, lathe cut	1	91-99	8658086	23050
H33	Seal, lathe cut (beveled)	1	91-99	8678473	13965
H35	Plate, accumulator cover	1	91-99	8682085	13452A
H36	Seal, lathe cut (beveled)	1	91-99	8678473	13965
H38	Lip seal	1	91-99	8651549	24090
H42	O'ring	1	91-99	10054241	3410L
H43	O'ring	1	91-99	8651621	23074
H44	Multi-lip seal, oil filter	1	91-99	8656613	13987
H46	Lip seal	1	91-99	8658162	23163
H47	O'ring	1	91-99	8658111	13803
H48	Seal, lathe cut	1	91-99	8651419	24091
H50	Seal, lathe cut	1	91-93	8649773	23051
H51	O'ring	1	91-99	8651567	13803A

ILL	DESCRIPTION	QTY	YEAR	REFERENCE #	PART #	
<b>GASKETS AND RUBBER COMPONENTS (CONTINUED)</b>						
n/i	Ball, check (1/4" steel)	valve body	13	91-99	147485	13924S
n/i	Seal	1-2 servo tubes to valve body	2	91-91	8656567	23462
n/i	Seal, lathe cut	\lube oil tube	1	91-99	8649379	13802
n/i	Multi lip seal (boot)	oil filler tube	1	91-99	1259475	13925
n/i	O'ring	actuator guide	1	91-99	8646372	23018
n/i	O'ring	converter clutch orifice screen	1	91-97	8658109	13795
n/i	Seal, lathe cut (thin)	2-1 manual servo cover to case	1	91-95	8651648	24088
n/i	Seal, lathe cut (thick)	2-1 manual servo cover to case	1	95-99	24204386	24088A
n/i	O'ring	2-1 manual servo body	1	91-99	8651541	24089
<b>METAL CLAD SEALS</b>						
G55	Seal, metal clad	left axle	1	91-99	8646637	66220
H58	Seal, metal clad	front (fits if case)	1	91-99	8664812	51200A
H60	Seal, metal clad	right axle	1	91-99	8666007	51201
H60	Seal, metal clad	for axle stabilizer drive in type-Teckpak	1	91-99	TC-1.375	51204
n/i	Seal, metal clad	manual lever shaft	1	91-99	8644709	51202A
<b>SEALING RINGS</b>						
K10	Kit, sealing ring-w/o quad seals	complete	1	91-99	AE	K66300T
K10	Kit, 2nd clutch hub quad seal ring	2-expanders 2-vespel rings	1	91-99	AE	K66301
A65	Ring, sealing (teflon) solid	turbine shaft (rear)	2	91-99	8643058	51307T
A67	Ring, sealing (teflon) solid	turbine shaft (front)	1	91-99	8637170	51310T
B69	Ring, sealing (vespel step joint tabs)	driven sprocket support	1	91-99	8662330	66320AT
C71	Ring, sealing (teflon)	input housing shaft	3	91-99	8656342	66321T
D73	Ring, vane pump (solid)	holds pump vanes out	2	91-99	8644333	66324
G74	Ring, sealing 86.40mm x 2.210mm (solid)	pump slide to cover	1	91-99	8644922	66325
G75	Seal (teflon)	pump slide (rectangle teflon)	1	83-11	8631877	13768
G76	Ring, sealing (teflon)	pump shaft	1	91-99	8631211	51301T
<b>CLUTCH PLATES</b>						
B90	Steel .074" 3.471" id 5T	4th clutch (including F-7)	2	91-92	8661006	66204F
B90	Steel .080" 3.471" id 5T	4th clutch (except F-7)	2	91-97	8650767	66204
B90	Steel .083" 3.513" id 3T	4th clutch	2	97-99	24208014	66204C
B91	Friction .070" 5.312" od 18T	4th clutch (including F-7)	2	91-99	8685066	66104B
B91	Kit, bent tooth 4th clutch repair	4th clutch (including F-7)	1	91-99	62758B	K66104B
C94	Steel, waved .044"	2nd clutch (cushion)	1	91-99	8658463	66202B
C96	Friction .070" (grooved)	2nd clutch	5/6	91-99	8662912	66102A
C96	Friction .060" (commercial)	2nd clutch	6/7	91-99	8656629	66102X
C96	Kit, 2nd clutch (commercial)	7 special frictions/steels and press plate	1	91-99	62756	K66102X
C97	Steel .077" (Kolene®)	2nd clutch	6	91-99	8662006	66202D
C97	Steel .067" (commercial)	2nd clutch	ar	91-99	8662309	66202X
D98	Steel, waved .030"	3rd clutch (cushion)	1	91-99	8656645	66203B
D99	Friction .079" 1 sided external teeth	3rd clutch	5	91-99	8668361	66103D
D100	Friction .079" 1 sided internal teeth	3rd clutch	5	91-99	18017205	66103C
D102	Steel, waved .050" 3.520" id 26T	forward input clutch (cushion)	1	91-99	8675257	51105
D103	Steel .050" 3.520" id 26T	forward input clutch	3	91-99	8651446	66100
D104	Friction .065" 4.643" od 32T	forward input clutch	4	91-99	24202333	66106A
<b>PRESSURE PLATES</b>						
B112	Pressure plate .133"	4th clutch apply	2/3	91-99	8680771	66210G
C113	Pressure plate .135"	2nd clutch apply	1	91-00	8680367	66210L-R
D120	Pressure plate .192" 4.89-4.99mm	forward input clutch (backing)	1	91-99	8658146	51714-R
D114	Pressure plate .390" (beveled)	2nd clutch	1	91-99	8668566	66210B-R
D116	Pressure plate .157"	3rd clutch	1	91-97	8658313	66210D-R
D117	Pressure plate .126"-.132"	forward input apply (code D/9)	1	91-99	8682801	51714E-R

ILL	DESCRIPTION	QTY	YEAR	REFERENCE #	PART #
<b>FILTERS</b>					
K9	Kit, filter neoprene/cork	1	91-99	AE	FK66710A
K9	Kit, filter Duraprene®	1	91-99	AE	DK66710A
K9	Kit, filter 8mm elasomeric	1	91-98	AE	EK66710A
K9	Kit, filter 6mm elasomeric	1	98-99	AE	EK66710B
H125	Filter main sump	1	91-99	8651651	66710A
n/i	Screen, filter oil pressure in pump	1	91-99	8656752	66712
n/i	Screen, filter lock-up/TCC solenoid	1	91-99	8658060	66714
n/i	Screen, filter shift solenoid	2/3	91-99	8651658	66714A
n/i	Screen, filter 2-1 man servo exhaust	1	91-99	8651754	66713
<b>MODULATORS</b>					
H127	Mod, adj w/dual red stripe universal	1	91-99	3057721	66820
H127	Mod, adj 12-19.5 EDA w/black/red stripe diesel	1	91-99	8649099	66820A
<b>BANDS</b>					
C130	Band, double wrap reverse (front)	1	91-99	8651653	66720A
C130	Band, double wrap (high energy) reverse (front) (will replace 66720A)	1	91-99	24213362	66720B
E132	Band, single wrap 2-1/coast (center)	1	91-99	8651643	66700A
E132	Band, single wrap (high energy) 2-1/coast (center) (will replace 66700A)	1	91-99	24202815	66700B
E133	Band, double wrap forward (rear)	1	91-99	8651614	66721
E133	Band, double wrap (high energy) forward (rear) (will replace 66721)	1	91-99	24213361	66722
<b>BUSHINGS</b>					
K13	Kit, bushing complete	1	91-99	AE	K66901A
A135	Bushing (bronze) stator (front)	1	91-99	8628915	32006
B137	Bushing driven sprocket support (rear)	1	91-99	8656357	66010
C139	Bushing 8.0mm x 75.5mm od 2nd clutch housing (front)	1	91-99	8644098	66011
C140	Bushing 11.0mm x 70.0mm od 2nd clutch housing (rear)	1	91-99	8644099	66012
C142	Bushing 11/16" w x 1.5" od input housing smooth (front)	1	91-99	8649661	66013
E144	Bushing input carrier (front planetary)	1	91-92	8658803	66015
E145	Bushing reaction sun gear drum (front)	1	91-99	8651447	66016A
E146	Bushing reaction sun gear drum (rear)	1	91-99	8651448	66016B
E149	Bushing 1-2 drum	1	91-95	8651447	66016A
E149	Bushing 1-2 drum (2nd design)	1	96-99	5606004	66016C
F150	Bushing differential support	2	91-99	8649537	66017
H152	Bushing extension housing	1	83-11	8631119	51013
n/i	Bushing converter hub (inner)	1	83-11	8637905	51005A
<b>WASHERS/BEARINGS/RACES/SHIMS</b>					
K14	Kit, thrust washer w/o selectives	1	91-99	AE	K66400
K12	Kit, thrust bearing complete	1	91-99	AE	K66906
K14	Kit, washer (super charged not included) differential carrier to bearing selectives	1	91-99	AE	K66400B
K14	Kit, thrust washer differential carrier (large pin)	1	91-99	AE	K51440A
K14	Kit, washer input clutch hub selectives	1	91-99	AE	K66400A
A160	Thrust washer .072" thick drive sprocket to channel plate	1	91-99	8649260	66411
A161	Thrust washer (4 tabs) drive sprocket to stator support	1	91-99	8652841	51413
A163	Bearing, caged (open) stator to drive sprocket support	1	91-99	24203905	51486
B165	Bearing, thrust 4th clutch hub to channel plate	1	91-96	8656393	66508
A165	Thrust washer 4th clutch hub to channel plate	1	97-99	24207063	66418
B168	Thrust washer 4th clutch hub to driven sprocket	1	91-99	8644664	66414
B169	Thrust washer (4 tabs) driven sprocket to driven sprocket support	1	91-99	8644684	66410
B171	Bearing, caged (open) driven sprocket support	1	91-99	8644054	66954
B172	Thrust washer driven support to 2nd clutch drum	1	91-99	8644069	66412
C175	Bearing, thrust sprocket support to washer	1	91-99	8649704	66503
C176	Washer .116" 2.95mm (orange-green) bearing to input housing	sel	91-99	24204843	66415A
C176	Washer .122" 3.10mm (orange-black) bearing to input housing	sel	91-99	24204844	66415B
C176	Washer .128" 3.25mm (orange) bearing to input housing	sel	91-99	24204845	66415C

ILL	DESCRIPTION	QTY	YEAR	REFERENCE #	PART #
<b>WASHERS/BEARINGS/RACES/SHIMS (CONTINUED)</b>					
C176	Washer .134" 3.40mm (white) bearing to input housing	sel	91-99	24204846	66415D
C176	Washer .140" 3.55mm (blue) bearing to input housing	sel	91-99	24204847	66415E
C176	Washer .146" 3.70mm (pink) bearing to input housing	sel	91-99	24204848	66415F
C176	Washer .152" 3.85mm (brown) bearing to input housing	sel	91-99	24204849	66415G
C176	Washer .158" 4.00mm (green) bearing to input housing	sel	91-99	24204850	66415H
C176	Washer .163" 4.15mm (black) bearing to input housing	sel	91-99	24204851	66415J
C176	Washer .169" 4.30mm (purple) bearing to input housing	sel	91-99	24204852	66415K
C176	Washer .175" 4.45mm (purple-white) bearing to input housing	sel	91-99	8658173	66415L
C176	Washer .181" 4.60mm (purple-blue) bearing to input housing	sel	91-99	8658174	66415M
C176	Washer .187" 4.75mm (purple-pink) bearing to input housing	sel	91-99	8658175	66415N
C176	Washer .193" 4.90mm (purple-brown) bearing to input housing	sel	91-99	8658176	66415P
C176	Washer .199" 5.05mm (purple-green) bearing to input housing	sel	91-99	8658177	66415R
D179	Bearing, thrust input drum to sprag race	1	91-99	8668422	66510
E183	Retainer, input sprag 2nd design	1	91-93	8658796	66925A-R
E186	Dam, lube plastic fits in reaction carrier	1	91-99	8658368	66910
E188	Bearing, thrust input carrier to reaction carrier	1	91-99	8646504	66502
E189	Bearing, thrust reaction carrier to sun gear drum	1	91-99	8649353	66501
E193	Bearing, thrust 1/2 inner race to 1/2 drum	1	91-95	8648389	66511
E193	Bearing, thrust 1/2 inner race to 1/2 drum	1	96-99	7471026	66511A
F194	Bearing, needle (split type short) output shaft to input sun gear	1	91-99	8675032	66522
F195	Bearing, thrust differential support to 1-2 drum	1	91-93	24214159	66509
F195	Thrust washer differential support to 1-2 drum	1	93-99	24200584	66419
F197	Bearing, thrust differential support to parking gear	1	91-95	8644240	66506
F197	Bearing, thrust differential support to parking gear	1	96-99	24202794	66506A
F198	Bearing, thrust 2.125" od final drive sun gear to differential hsg	1	91-97	8646254	51454
F198	Bearing, thrust 2.350" od final dr sun gear to diff (w/super charger)	1	97-99	24202396	66512
F200	Washer .063"-.067" 1.60-1.70mm (#2) differential carrier to bearing	sel	91-99	8631422	51417A
F200	Washer .067"-.071" 1.70-1.80mm (#3) differential carrier to bearing	sel	91-99	8631423	51417B
F200	Washer .071"-.075" 1.80-1.90mm (#4) differential carrier to bearing	sel	91-99	8631424	51417C
F200	Washer .075"-.079" 1.90-2.00mm (#5) differential carrier to bearing	sel	91-97	8631425	51417D
F200	Washer .079"-.083" 2.00-2.10mm (#6) differential carrier to bearing	sel	91-99	8631426	51417E
F200	Washer .083"-.087" 2.10-2.20mm (#7) differential carrier to bearing	sel	91-97	8631427	51417F
F200	Washer (fits bearing style extension hsg) differential carrier to bearing	sel	96-99	n/a	66417
F201	Bearing, thrust differential washer to case/ext hsg	1	91-96	8631362	51461
F201	Bearing, thrust differential (bearing style ext hsg)	1	97-99	24214159	66509
G206	Bearing, needle w/seal pump shaft	1	91-99	8644516	66520
G207	Sleeve 1 1/2" x 1 1/4" od (not in kit) channel plate	1	83-00	AE	66641
H214	Bearing, caged open extension housing (w/super charger)	1	96-99	n/a	66524
<b>SNAP RINGS</b>					
C231	Snap ring 2nd clutch pressure plate	1	91-99	8668567	66552
<b>PUMP PARTS AND PUMPS</b>					
K43	Kit, pump rotor rotor/slide/vanes/rings	1	91-99	AE	K66800A
K20	Kit, pump vane 9-vanes 2-rings	1	91-99	8644662	K66801A
G265	Pump assembly w/o switch/brass air bleed	1	91-99	AE	66990G-R
G265	Pump assembly w/o switch w/brass air bleed	1	91-99	AE	66990H-R
G265	Pump assembly w/2 switch w/o brass air bleed	1	91-99	AE	66990J-R
G265	Pump assembly w/2 switch w/brass air bleed	1	91-99	AE	66990K-R
G265	Pump assembly w/o switch/brass air bleed (10 bolt cover)	1	91-99	AE	66990L-R
G265	Pump assembly w/o switch/brass air bleed (11 bolt cover)	1	91-99	AE	66990M-R
G270	Vane, pump hardened steel	9	91-99	8644662	66800A
G272	Rotor, pump powder metal	1	91-99	8656268	66802
G275	Slide, pump powder metal	1	91-99	8656273	66803

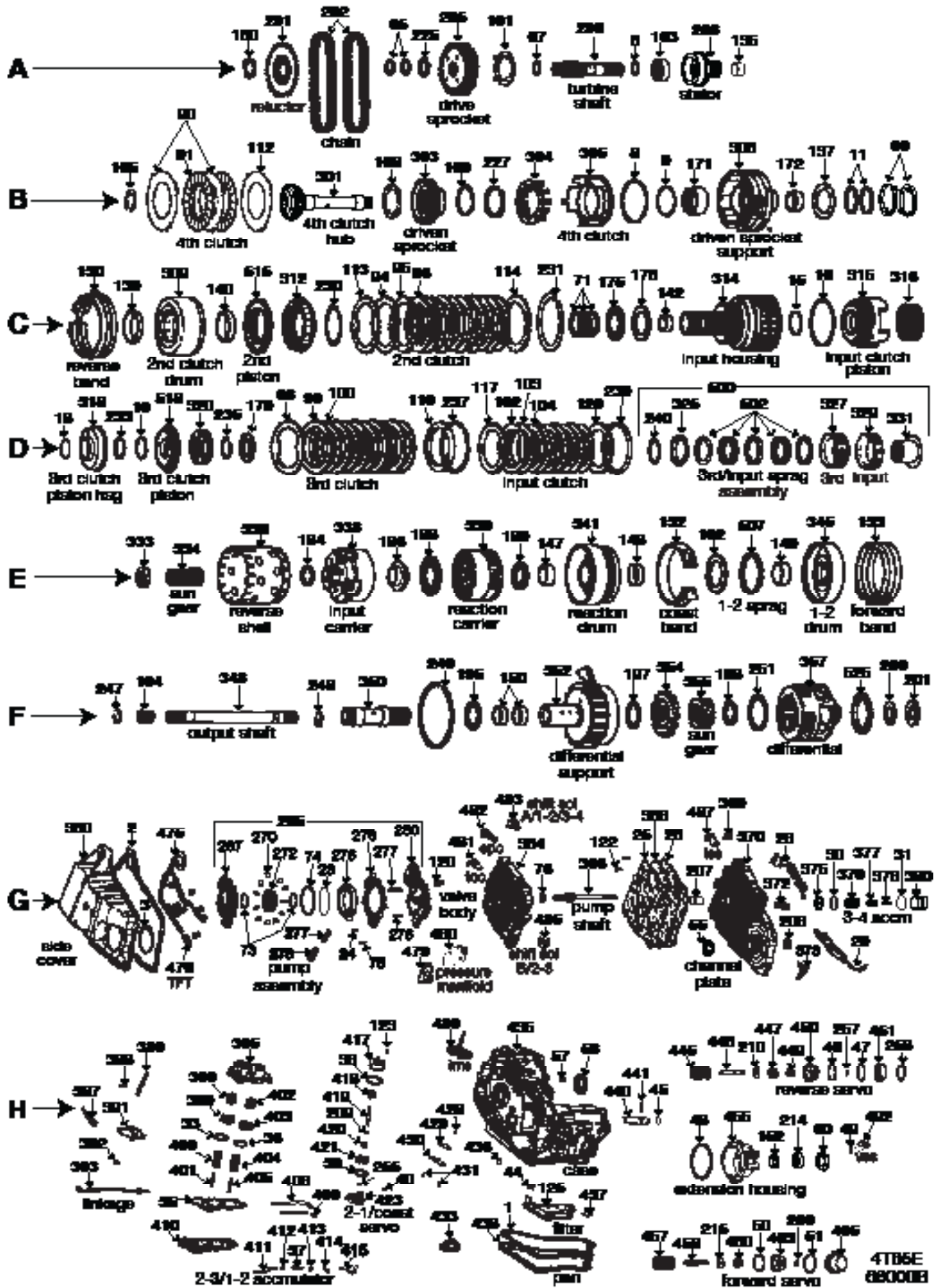


ILL	DESCRIPTION		QTY	YEAR	REFERENCE #	PART #
<b>HARD PARTS</b>						
A295	Sprocket, drive 37T	driven by turbine shaft	1	91-93	8644679	66977A-R
A295	Sprocket, drive 35T	driven by turbine shaft	1	91-93	8644677	66977-R
A295	Sprocket, drive 33T	driven by turbine shaft	1	91-93	8651568	66911-R
A295	Sprocket, drive 37T	driven by turbine shaft	1	93-99	8682597	66912-R
A295	Sprocket, drive 35T	driven by turbine shaft	1	94-99	8682598	66913-R
A295	Sprocket, drive 33T	driven by turbine shaft	1	93-99	8682599	66914-R
A296	Shaft, turbine	6" length	1	91-99	24202468	51907A-R
A298	Shaft, stator	drive sprocket support	1	91-99	8644036	51927A-R
B301	Hub, 4th clutch w/shaft w/race and bearing	2nd design	1	91-95	24201094	66956A
B301	Hub, 4th clutch w/shaft w/race and bearing	2nd design	1	91-95	24201094	66956A-R
B301	Hub, 4th clutch w/shaft w/race w/o bearing	3rd design	1	95-99	24202037	66956B
B301	Hub, 4th clutch w/shaft w/race w/o bearing	3rd design	1	95-99	24202037	66956B-R
B303	Sprocket, driven 35T	driven by input housing	1	91-93	8668111	66920-R
B303	Sprocket, driven 33T	driven by input housing	1	91-93	8675035	66920A-R
B303	Sprocket, driven 37T	driven by input housing	1	91-93	8678146	66915-R
B303	Sprocket, driven 33T	driven by input housing	1	94-99	8682600	66916-R
B303	Sprocket, driven 35T	driven by input housing	1	94-99	8682601	66918-R
B303	Sprocket, driven 37T	driven by input housing	1	94-99	8682602	66919-R
B304	Retainer, w/springs	4th piston return	1	91-99	8661081	66931-R
B305	Piston 1.939" tall	4th clutch (2nd design)	1	91-99	8658388	66946-R
B306	Support, driven sprocket (w/vespel rings)	4 tab TW (bottom lube plugged)	1	91-99	8682611	66949B-R
C309	Drum, 2nd clutch (6 clutch)	takes bonded piston	1	91-99	8651919	66926B-R
C312	Retainer, w/springs (.820")	2nd clutch drum	1	91-99	8675319	66921B-R
C314	Housing, input	bearing type	1	91-93	8651924	66927A-R
C314	Housing, input (w/needle bearing inside)	bearing type	1	94-99	8651937	66927B-R
C315	Piston	input clutch	1	91-99	27203479	66934A
C315	Piston	input clutch	1	91-99	24203479	66934A-R
C316	Retainer, w/springs (w/cutout for capsule)	input piston	1	91-99	8644151	66923-R
D318	Housing, 3rd clutch piston	takes bonded piston	1	91-99	8668359	66950A-R
D320	Retainer w/springs	3rd clutch piston	1	91-99	8668071	66924
E333	Spacer .350"	input sun gear	1	91-93	8658797	66945A-R
E333	Spacer .335"	input sun gear	1	94-99	8682442	66945B-R
E334	Sun gear, input	3rd design	1	91-99	24208023	66904
E334	Sun gear, input	3rd design	1	91-99	8668703	66904-R
E336	Drum, reverse (shell)	hardened (black)	1	91-99	8656612	66978
E336	Drum, reverse (shell)	hardened (black)	1	91-99	8656612	66978-R
E338	Carrier, input (short lip 2nd design)	front planetary	1	91-92	24203693	66905A-R
E338	Carrier, input (no lip 3rd design)	front planetary	1	93-99	24205129	66905B-R
E339	Carrier, reaction	rear planetary	1	91-99	8661084	66955-R
E341	Drum, reaction w/sun gear	coast band runs on	1	91-95	8651450	66960A-R
E341	Drum, reaction w/sun gear	coast band runs on	1	96-99	24201902	66960B-R
E342	Race, 1-2 sprag	inner lugs	1	91-95	7471031	66530-R
E345	Drum, 1-2 (16 roller clutch)	forward band runs on	1	91-95	7471030	66961A-R
E345	Drum, 1-2	forward band runs on	1	96-99	7471029	66961B-R
F348	Shaft, output	short bearing type	1	91-99	8668990	66906C-R
F350	Shaft, sun gear	final drive	1	91-99	24202283	66943A-R
F352	Gear, final drive internal	cast #8651456 (w/lip)(70T regular pitch)	1	91-95	24200788	66935A-R
F352	Gear, final drive internal	cast #24202792(w/o lip)(70T regular pitch)	1	91-95	n/a	66935D-R
F352	Gear, final drive internal	cast #24202792 (78T fine pitch-rev cut)	1	95-96	24200426	66935B-R
F352	Gear, final drive internal	78T fine pitch	1	96-99	n/a	66935C-R
F354	Gear, park	12 lugs	1	91-99	8658416	66968-R
F355	Gear, sun (38T)	(2.84 ratio)	1	91-94	8644113	51955-R
F355	Gear, sun (34T)	(3.06 ratio)	1	91-94	8644114	51955A-R



ILL	DESCRIPTION	QTY	YEAR	REFERENCE #	PART #
<b>HARD PARTS (CONTINUED)</b>					
F355	Gear, sun (30T) (3.33 ratio)	1	91-94	8644237	51955B-R
F355	Gear, sun (fine pitch-rev cut 42T) (2.86 ratio)	1	95-96	n/a	66855-R
F355	Gear, sun (reverse cut 38T) (3.05 ratio)	1	95-96	n/a	66855A-R
F355	Gear, sun (reverse cut 34T) (3.29 ratio)	1	95-96	n/a	66855B-R
F355	Gear, sun (fine pitch 42T) (2.86 ratio)	1	96-99	n/a	66855C-R
F355	Gear, sun (fine pitch 38T) (3.05 ratio)	1	96-99	n/a	66855D-R
F355	Gear, sun (fine pitch 34T) (3.29 ratio)	1	96-99	n/a	66855E-R
F357	Differential, w/silver pin (38T) 2.84 ratio	1	91-94	8644996	51972-R
F357	Differential, w/silver pin (34T) 3.06 ratio	1	91-94	8644997	51972A-R
F357	Differential, w/silver pin (30T) 3.33 ratio	1	91-94	8644994	51972B-R
F357	Differential, w/black pin (specify ratio) w/black pin specify sun gear tooth count	1	95-96	n/a	66972-R
F357	Differential, 20T pinion (38T sun gear) 3.05 ratio	1	95-96	n/a	66972A-R
F357	Differential, 22T pinion (34T sun gear) 3.29 ratio	1	95-95	n/a	66972B-R
F357	Differential, 18T pinion (42T) 2.86 ratio (fine pitch)	1	96-99	n/a	66972C-R
F357	Differential, 20T pinion (38T) 3.05 ratio (fine pitch)	1	96-99	n/a	66972D-R
F357	Differential, 22T pinion (34T) 3.29 ratio (fine pitch)	1	96-99	n/a	66972E-R
F357	Differential, 22T pinion 34T 3.29 ratio (super charged)	1	96-99	n/a	66972F-R
G366	Shaft, pump 9.750" length	1	91-99	8656624	66981
G366	Shaft, pump 9.750" length	1	91-99	AE	66981-R
G375	Spring 3-4 accumulator	1	91-93	8659092	66709
H402	Spring, return 1-2 accumulator	1	91-99	8685167	66707
H402	Spring, return 1-2 accumulator	1	91-99	8668123	66706
H402	Spring, green/white 1-2 accumulator	1	91-99	8668487	66706A
H402	Spring, red 1-2 accumulator	1	91-99	8649691	66706B
H445	Spring, return reverse servo	1	91-99	8685167	66707
H445	Pin, apply (2 grooves) reverse band	1	91-93	8656547	66708B
H458	Pin, apply 1/2 band wide	1	91-93	8656542	66708
H458	Pin, apply (2 grooves) forward band	1	91-93	8656540	66708A
H458	Pin, servo extendo forward/reverse band	1	91-93	84572E	66708E
n/i	Spring manual valve (rod end) 2nd design	1	91-99	8656787	66959A-R
n/i	Kit, accumulator piston 1/2 and 2/3	1/2	91-99	8651933	66983
n/i	Kit, pinion gears with 1" black pin	1	91-99	8662924	51919A-R
n/i	Stabilizer, right axle repairs loose axle shaft	1	91-99	75125LRB	51731B
n/i	Stabilizer, left axle repairs loose axle shaft	1	91-99	84125LRB	66731B
n/i	Stop, forward band 1-2 band	1	91-99	8649302	66725
<b>DRIVE CHAINS</b>					
A290	Chain, drive 7/8" wide round pins	1	91-93	HV-018	51973A
A290	Chain, drive 7/8" wide rocker joint type	1	93-99	HV-058	59973A
<b>ELECTRICAL COMPONENTS</b>					
G475	Harness, internal wire with PWM	1	91-93	350-0040	16A-114
G475	Harness, internal wire without PWM	1	91-93	350-0041	16A-115
G475	Harness, internal wire w/7/4 prong conn clip type temp sensor	1	94-99	350-0036	16A-116
G481	Solenoid TCC	1	91-99	24202614	5A-143
G482	Solenoid (PWM) lock-up or TCC (some models)	1	91-99	8683535	5A-394
G483	Solenoid shift A	1	91-99	24202614	5A-143
G485	Solenoid shift B	3	91-99	24202614	5A-143
H490	Connector, elect (7 prongs round gray) case	1	91-99	8651620	25A-107-R
H490	Connector, electrical (7 prongs round) case	1	91-99	n/a	25A-107A-R
H492	Sensor, speed (w/short connector) output (VSS)	1	91-99	10456034	16A-202
n/i	Kit, solenoid Teck-Pak	1	91-99	MS-4T60E	25A-015
n/i	Sensor, temperature fluid	1	91-11	12129691	16A-201
n/i	Harness, external wire 4T60E	1	91-93	350-0037	16A-118
n/i	Harness, external wire universal	1	94-99	350-0038	16A-119





ILL	DESCRIPTION	QTY	YEAR	REFERENCE #	PART #	
<b>TECHNICAL MANUALS</b>						
K53	Tech manual 4T65-E dis/assembly	diagnosis/troubleshooting	1	97-11	83-4T65ETM	010-324
K53	Tech manual update handbook 4T65E	changes/interchangeability	1	97-11	4T65E-update	010-321
<b>REBUILDER KITS</b>						
K4	Master deluxe rebuild kit	filter/bushings/washers/clutches	1	97-00	AE	K6600B-R
K4	Master deluxe rebuild kit	filter/bushings/washers/clutches	1	01-02	AE	K6600D-R
K4	Master deluxe rebuild kit	filter/bushings/washers/clutches	1	03-11	AE	K6600F-R
K5	Master kit w/steels	w/gaskets/seals/rings/lined/steel clutches	1	97-00	AE	K6600B
K5	Master kit w/steels	w/gaskets/seals/rings/lined/steel clutches	1	01-02	AE	K6600D
K5	Master kit w/steels	w/o manual shift 4T65-E	1	03-11	AE	K6600F
K5	Master kit w/steels	w/manual shift 4T65-E	1	04-11	AE	K6600G
K5	Master kit w/steels	Volvo	1	99-02	AE	K6600H
K6	Master kit w/o steels	w/gaskets/seals/rings/lined clutches	1	97-00	AE	K6600B-LS
K6	Master kit w/o steels	w/gaskets/seals/rings/lined clutches	1	01-02	AE	K6600D-LS
K6	Master kit w/o steels	w/o manual shift 4T65-E	1	03-11	AE	K6600F-LS
K6	Master kit w/o steels	w/manual shift 4T65-E	1	04-11	AE	K6600G-LS
K6	Master kit w/o steels	Volvo	1	99-02	AE	K6600H-LS
K7	O/H gasket set w/seals-rings	gaskets/o'rings/seals	1	97-11	AE	K66900B
K7	O/H gasket set w/seals-rings	Volvo	1	99-02	AE	K66900H
K11	Gasket and seal kit	gaskets/o'rings	1	97-11	AE	K66900B-1
<b>VALVE BODY KITS</b>						
K15	Shift Kit® reduce codes P01811/0741	no 4th/low press	1	97-11	SK® 4T65E	K66908D
K15	Shift correction pkg (low line press)	exces TCC slip/slide bang fwd engagement	1	97-11	K4T65E	S66908D
<b>GASKETS AND RUBBER COMPONENTS</b>						
H1	Gasket, oil pan	Duraprene®	1	97-11	8676250	13997D
H1	Gasket, oil pan (molded rubber)	8mm elasomeric	1	97-98	24204624	13997R
H1	Gasket, oil pan (molded rubber)	6mm elasomeric	1	98-11	24206182	13997AR
G2	Gasket, side cover	molded rubber (outer)	1	97-11	24204795	13450AR
G3	Seal, lathe cut	side cover (inner)	1	97-11	24205119	3293L
A6	O'ring (teflon coated/green)	turbine shaft	1	97-11	8662686	13766
B8	Lip seal	4th clutch piston (outer)	1	97-11	8644061	23156
B9	Lip seal	4th clutch piston (inner)	1	97-11	8644066	23155
C15	Lip seal	input clutch piston (inner)	1	97-11	8651443	23151
C16	Lip seal	input clutch piston (outer)	1	97-11	8649837	23157
D18	O'ring	input clutch to 3rd clutch	1	97-11	14462374	23053
D19	Lip seal	3rd clutch (inner)	1	97-11	8675318	13791
G23	O'ring	pump slide	1	97-11	8656760	13789
G24	Seal (round rubber)	pump slide	1	97-11	8631283	13762
G25	Gasket, valve body (exc. Volvo)	spacer plate to valve body	1	97-11	24206575	13797D
n/i	Kit, gaskets valve body	Volvo	1	99-02	AE	K13796
G26	Gasket, valve body (exc. Volvo)	spacer plate to channel plate	1	97-06	24204500	13796D
G28	Gasket, channel plate	upper	1	97-11	24204503	13806B
G29	Gasket, channel plate	lower	1	97-11	24212897	13805B
G30	Seal, lathe cut	3-4 accm piston	1	97-11	8678886	13965A
G31	O'ring	3-4 accm hsg to channel plate	1	97-11	24204380	13716
H33	Seal, lathe cut (beveled)	2-3 accumulator piston	1	97-11	8678473	13965
H35	Plate, accumulator	with bonded gaskets	1	97-11	24205621	13452B
H36	Seal, lathe cut (beveled)	1-2 accumulator piston	1	97-11	8678473	13965
G37	Lip seal	reverse servo piston 2nd design	1	97-11	8658162	23163
H38	Seal, lathe cut (thick)	2-1 manual servo cover to case	1	97-11	24204386	24088A
H38	O'ring	2-1 manual servo body	1	97-11	8651541	24089
H39	Seal, lathe cut (beveled)	2-1 coast servo piston	1	97-11	8678473	13965
H39	Lip seal	2-1 manual servo piston	1	97-11	8651549	24090
H44	Multi-lip seal, oil filter	press in case	1	97-11	8656613	13987

ILL	DESCRIPTION		QTY	YEAR	REFERENCE #	PART #
<b>GASKETS AND RUBBER COMPONENTS (CONTINUED)</b>						
H47	O'ring	reverse servo cover	1	97-11	24203073	13803B
H48	Seal, lathe cut	case to extension housing	1	97-11	8651419	24091
H51	Seal, lathe cut	forward servo cover	1	97-11	24204374	23051
n/i	Ball, check (1/4" steel)	valve body	13	97-11	147485	13924S
n/i	Seal	1-2 servo tubes to valve body	2	97-11	8656567	23462
n/i	Seal, lathe cut	lube oil tube	1	97-11	8649379	13802
n/i	Multi lip seal (boot)	oil filler tube	1	97-11	1259475	13925
n/i	O'ring	actuator guide	1	97-11	8646372	23018
n/i	O'ring	converter clutch orifice screen	1	97-11	8658109	13795
n/i	Lip seal	reverse servo piston 2nd design	2	97-11	8658162	23163
n/i	Seal, lathe cut	forward servo cover	1	97-11	24204374	23554
n/i	O'ring	PWM solenoid (inner)	1	97-11	24204409	13710
n/i	O'ring	press control solenoid (inner)	1	97-11	8634188	23071
n/i	O'ring	press control solenoid (outer)	1	97-11	8642581	23015
n/i	O'ring	shift control solenoid	2	97-11	8634188	23071
n/i	O'ring	TCC regulator apply solenoid	1	97-11	8684877	23066
n/i	Seal	press switch manifold (large)	3	97-11	n/a	23464
n/i	Seal	press switch manifold (small)	3	97-11	n/a	23465
<b>METAL CLAD SEALS</b>						
G55	Seal, metal clad	left axle	1	97-11	24204330	66222
H58	Seal, metal clad	front (fits in case)	1	97-11	8664812	51200A
H58	Seal, metal clad (not in kit)(yellow)	front (RPO M15 only)	1	97-11	24204772	66200
H60	Seal, metal clad	right axle	1	97-11	8666007	51201
n/i	Seal, metal clad	manual lever shaft	1	97-11	8644709	51202A
n/i	Seal, metal clad	for axle stabilizer drive in type-Teckpak	1	97-11	TC-1.375	51204
<b>SEALING RINGS</b>						
K10	Kit, sealing ring-w/o quad seals	complete	1	97-11	AE	K66300T
K10	Kit, 2nd clutch hub quad seal ring	driven support to 2nd clutch hub	1	97-11	AE	K66301
A65	Ring, sealing (teflon) solid	turbine shaft (rear)	2	97-11	8643058	51307T
A67	Ring, sealing (teflon) solid	turbine shaft (front)	1	97-11	8637170	51310T
B69	Ring, sealing (vespel step joint tabs)	driven support to 2nd clutch hub	2	97-97	8662330	66320AT
B69	Ring, sealing (plastic)	driven sprocket support	2	98-11	24209498	66320P
C71	Ring, sealing (teflon)	input housing shaft	3	97-11	8656342	66321T
G74	Ring, sealing 86.40mm x 2.210mm (solid)	pump slide to cover	sel	97-11	8644922	66325
G75	Seal (teflon)	pump slide	1	97-11	8631877	13768
G76	Ring, sealing (teflon)	pump shaft	1	97-11	8631211	51301T
G73	Ring, vane pump (solid)	holds pump vanes out	2	83-11	8644333	66324
<b>CLUTCH PLATES</b>						
B90	Steel .083" 3.513" id 3T	4th clutch	2	97-11	24208014	66204C
B90	Steel .084" 3.513" id 3T	with manual shift	2	04-11	24224888	66204D
B90	Steel .083" 3.502" id 5T	w/manual shift (top plate)	1	06-11	24224892	66204E
B91	Friction .069" 5.312" od 32T	4th clutch	2	97-11	24218248	66104C
B91	Friction .060" 32T 1 sided internal teeth	with manual shift (4th clutch)	2	99-11	24218250	66104D
B91	Friction .060" 3T 1 sided external teeth	Volvo (4th clutch) (1 U shaped notch)	2	99-02	24218251	66104E
B91	Friction .060" 3T 1 sided external teeth	GM w/manual shift (4th clutch)(1 round notch)	2	04-11	24224890	66104F
C94	Steel, waved .065"	2nd clutch (cushion)	1	97-11	24202950	66202E
C95	Steel .068"	2nd clutch	5	97-11	24204104	66202C
C95	Steel .090" (oversize)	2nd clutch	ar	97-11	24204104	66202F
C96	Friction .070"	2nd clutch	6	97-11	24205361	66102C
D100	Friction .079" 1 sided internal teeth	3rd clutch	5	97-00	18017205	66103C
D100	Friction .079" 1 sided external teeth	3rd clutch	5	97-00	8668361	66103D
D100	Friction .082" 1 sided internal teeth	3rd clutch	5	01-11	24216287	66103E
D100	Friction .078" 1 sided external teeth	3rd clutch	5	01-11	24216288	66103F



ILL	DESCRIPTION		QTY	YEAR	REFERENCE #	PART #
<b>CLUTCH PLATES (CONTINUED)</b>						
D102	Steel, waved .050" 3.520" id 26T	forward input clutch (cushion)	1	97-11	8675257	51105
D103	Steel .080" 3.520" id 26T	forward input clutch	3/4	97-11	8631379	51100
D104	Friction .065" 4.643" od 32T	forward input clutch	4	94-02	24202333	66106A
D104	Friction, waved 30T	forward input clutch	4	03-11	24216502	66106B
n/i	Kit, clutch clearance	2nd/3rd and forward clutch	1	97-11	APC-62759	K66103X
n/i	Kit, 3rd clutch Z-pak	Raybesto	1	97-11	RZP-003	K66103Z
<b>PRESSURE PLATES</b>						
B112	Pressure plate .126"	4th clutch (apply)	1	97-03	24208014	66210H
B112	Pressure plate .118"	4th clutch (apply)	1	04-11	24224893	66210M
C113	Pressure plate	2nd clutch (apply)	1	97-11	24204103	66210K-R
C114	Pressure plate	2nd clutch (backing)	1	97-11	24204105	66210J-R
D116	Pressure plate .157"	3rd clutch	1	87-11	8658313	66210D-R
D117	Pressure plate .126"-.132"	forward input clutch (apply)	1	83-11	8682801	51714E-R
D120	Pressure plate .192" 4.89-4.99mm	forward input clutch (backing)	1	97-11	8658146	51714-R
<b>FILTERS</b>						
K9	Kit, filter	Duraprene®	1	91-11	AE	DK66710A
K9	Kit, filter	8mm elasomeric	1	91-98	AE	EK66710A
K9	Kit, filter	6mm elasomeric	1	98-11	AE	EK66710B
F73	Filter	main sump	1	91-11	8651651	66710A
G74	Screen, filter	oil pressure in pump	1	84-11	8656752	66712
n/i	Screen, filter	lock-up/TCC solenoid	1	91-11	8658060	66714
n/i	Screen, filter	shift solenoid	2/3	91-11	8651658	66714A
n/i	Screen, filter	2-1 man servo exhaust	1	91-11	8651754	66713
<b>BANDS</b>						
C130	Band, double wrap	reverse (front)	1	97-00	8651653	66720A
C130	Band, double wrap (high energy)	reverse (front)	1	01-11	24213362	66720B
E132	Band, single wrap	2-1/coast (center)	1	97-00	8651643	66700A
E132	Band, single wrap (high energy)	2-1/coast (center)	1	01-11	24202815	66700B
E133	Band, double wrap	forward (rear)	1	97-00	8651614	66721
E133	Band, double wrap (high energy)	forward (rear)	1	01-11	24213361	66722
<b>BUSHINGS</b>						
K13	Kit, bushing	complrte	1	97-11	AE	K66901A
A135	Bushing (bronze)	stator support (front)	1	97-11	8628915	32006
B137	Bushing	driven sprocket support (rear)	1	97-11	8656357	66010
C139	Bushing 8.0mm x 75.5mm od	2nd clutch housing (front)	1	97-11	8644098	66011
C140	Bushing 11.0mm x 70.0mm od	2nd clutch housing (rear)	1	97-11	8644099	66012
C142	Bushing w/4 grooves (not in kit)	input housing (front)	1	97-11	n/a	66013A
E147	Bushing	reaction drum (front)	1	97-11	8651447	66016A
E148	Bushing	reaction drum (rear)	1	97-11	8651448	66016B
E149	Bushing	1-2 drum (2nd design)	1	97-11	5606004	66016C
F150	Bushing	differential support	2	97-11	8649537	66017
H152	Bushing	extension housing	1	97-11	8631119	51013
n/i	Bushing	converter hub (inner)	1	83-11	8637905	51005A
<b>WASHERS/BEARINGS/RACES/SHIMS</b>						
K14	Kit, thrust washer	w/o selectives	1	97-11	AE	K66400E
K14	Kit, thrust washer	differential	1	97-11	AE	K51440A
K14	Kit, washer	input clutch hub selectives	1	97-11	AE	K66400A
K14	Kit, washer (super charged not included)	differential carrier to bearing selectives	1	97-11	AE	K66400B
A160	Thrust washer .046" thick	drive sprocket to channel plate	1	97-11	24204328	66411A
A161	Thrust washer	drive sprocket to sprocket support)	1	97-99	24205121	66416
A161	Thrust washer	drive sprocket to sprocket support	1	00-11	24213762	66416A
A163	Bearing, caged (open)	stator to drive sprocket support	1	97-11	24203905	51486
B165	Thrust washer	4th clutch hub to channel plate	1	97-11	24207063	66418

ILL	DESCRIPTION	QTY	YEAR	REFERENCE #	PART #	
<b>WASHERS/BEARINGS/RACES/SHIMS (CONTINUED)</b>						
B168	Thrust washer	4th clutch hub to driven sprocket	1	97-11	24204839	66414A
B169	Thrust washer	driven sprocket to sprocket support	1	97-11	24204840	66410A
B171	Bearing, caged (open)	driven sprocket support	1	97-11	8644054	66954
B172	Thrust washer	driven support to 2nd clutch drum	1	97-11	24204434	66412A
C175	Bearing, thrust	sprocket support to washer	1	97-11	8649704	66503
C176	Washer .116" 2.95mm (orange-green)	bearing to input housing	sel	97-11	24204843	66415A
C176	Washer .122" 3.10mm (orange-black)	bearing to input housing	sel	97-11	24204844	66415B
C176	Washer .128" 3.25mm (orange)	bearing to input housing	sel	97-11	24204845	66415C
C176	Washer .134" 3.40mm (white)	bearing to input housing	sel	97-11	24204846	66415D
C176	Washer .140" 3.55mm (blue)	bearing to input housing	sel	97-11	24204847	66415E
C176	Washer .146" 3.70mm (pink)	bearing to input housing	sel	97-11	24204848	66415F
C176	Washer .152" 3.85mm (brown)	bearing to input housing	sel	97-11	24204849	66415G
C176	Washer .158" 4.00mm (green)	bearing to input housing	sel	97-11	24204850	66415H
C176	Washer .163" 4.15mm (black)	bearing to input housing	sel	97-11	24204851	66415J
C176	Washer .169" 4.30mm (purple)	bearing to input housing	sel	97-11	24204852	66415K
C176	Washer .175" 4.45mm (purple-white)	bearing to input housing	sel	97-11	8658173	66415L
C176	Washer .181" 4.60mm (purple-blue)	bearing to input housing	sel	97-11	8658174	66415M
C176	Washer .187" 4.75mm (purple-pink)	bearing to input housing	sel	97-11	8658175	66415N
C176	Washer .193" 4.90mm (purple-brown)	bearing to input housing	sel	97-11	8658176	66415P
C176	Washer .199" 5.05mm (purple-green)	bearing to input housing	sel	97-11	8658177	66415R
D179	Bearing, thrust	input drum to sprag race	1	97-11	8668422	66510
E186	Dam, lube plastic	fits in reaction carrier	1	97-11	8658368	66910
E188	Bearing, thrust	input carrier to reaction carrier	1	97-11	8646504	66502
E189	Bearing, thrust	reaction carrier to sun gear drum	1	97-11	8649353	66501
E193	Bearing, thrust	1/2 inner race to sun gear drum	1	97-11	7471026	66511A
F194	Bearing, caged	channel plate to axle	1	97-11	24203440	66525
F195	Thrust washer	differential support to 1-2 drum	1	97-11	24200584	66419
F197	Bearing, thrust	differential support to parking gear	1	97-11	24202794	66506A
F198	Thrust washer (5 tabs)	4T65E (AWD only-park gear to diff sun gear	sel	97-11	AE	66421
F199	Bearing, thrust 2.125" od	final dr sun gear to differential	1	97-99	8646254	51454
F199	Bearing, thrust 2.150" od	final drive sun gear to diff housing	1	00-11	24211390	66514
F199	Bearing, thrust 2.350" od	final dr sun gear to diff w/supercharged	1	97-03	24202396	66512
F200	Washer .063"-.067" 1.60-1.70mm (#2)	differential carrier to bearing	sel	87-11	8631422	51417A
F200	Washer .067"-.071" 1.70-1.80mm (#3)	differential carrier to bearing	sel	97-11	8631423	51417B
F200	Washer .071"-.075" 1.80-1.90mm (#4)	differential carrier to bearing	sel	97-11	8631424	51417C
F200	Washer .075"-.079" 1.90-2.00mm (#5)	differential carrier to bearing	sel	97-11	8631425	51417D
F200	Washer .079"-.083" 2.00-2.10mm (#6)	differential carrier to bearing	sel	97-11	8631426	51417E
F200	Washer .083"-.087" 2.10-2.20mm (#7)	differential carrier to bearing	sel	97-11	8631427	51417F
F200	Washer (fits bearing style extension hsg)	differential carrier to bearing	sel	97-11	n/a	66417
F201	Bearing, thrust	differential washer to case/ext hsg	1	97-11	8631362	51461
F201	Bearing, thrust	differential (bearing style ext hsg)	1	96-11	24214159	66509
G207	Sleeve	channel plate	1	07-11	AE	66641B
H214	Bearing, caged open	super charged extension housing	1	96-11	n/a	66524
<b>PUMP PARTS AND PUMPS</b>						
G265	Pump assembly	24221692 on cover casting	1	97-11	AE	66990N-R
G270	Vane, pump	hardened steel	11	97-11	8644662	66800A
G272	Rotor, pump	powdered metal	1	97-11	8656268	66802
G276	Slide, pump	powdered metal	1	97-11	8656273	66803
<b>HARD PARTS</b>						
A291	Reluctor wheel 25T	fits in drive sprock	1	97-11	24212217	66922
A291	Reluctor wheel 25T	fits in drive sprock	1	97-11	24212217	66922-R
A295	Sprocket, drive 35T (2nd design)	use trust washer 66416A	1	97-11	24216063	66977B
A295	Sprocket, drive 37T (2nd design)	use trust washer 66416A	1	97-11	24216064	66977C



ILL	DESCRIPTION	QTY	YEAR	REFERENCE #	PART #
<b>HARD PARTS (CONTINUED)</b>					
A296	Shaft, turbine 6.250" length	1	97-11	24208853	66907
A296	Shaft, turbine 6.250" length	1	97-11	24208853	66907-R
A298	Stator drive sprocket support	1	97-11	24211875	66928
A298	Stator drive sprocket support	1	97-11	24211875	66928-R
B301	Hub, clutch 4th clutch	1	97-11	24205603	66956C
B301	Hub, clutch 4th clutch	1	97-11	24205603	66956C-R
B301	Hub, 4th clutch w/shaft 4T65E	1	97-11	24205603	D66956C
B303	Sprocket, driven 35T drives input housing	1	97-11	24206269	66920B
B303	Sprocket, driven 33T drives input housing	1	97-11	24206271	66920C
B303	Sprocket, driven 37T drives input housing	1	97-11	24206270	66920D
B304	Retainer, w/springs 4th piston return	1	97-11	24203091	66931C-R
B305	Piston 4th clutch	1	97-11	24208623	66946C-R
B306	Support, driven sprocket 3 tab thrust washer	1	97-11	24206327	66949C-R
C309	Drum, 2nd clutch (6 clutch) square cut teeth specify	1	97-11	24207421	66926C-R
C309	Drum, 2nd clutch (6 clutch) square cut teeth specify	1	97-11	24207421	66926C
C312	Retainer, w/springs (1.450") 2nd clutch	1	97-11	24206170	66921C-R
C314	Input housing (w/needle bearing inside) 4T65E	1	97-11	24211855	66927C-R
C315	Piston input clutch	1	97-11	27203479	66934A
C315	Piston input clutch	1	97-11	AE	66934A-R
C316	Retainer, w/springs 4T65E (input piston)	1	97-11	n/a	66923C-R
D318	Housing, 3rd clutch piston 3rd clutch piston fits in	1	97-11	24205864	66950C-R
D320	Retainer w/springs (w/cutout for capsule) 3rd clutch	1	97-11	n/a	66924C-R
E333	Spacer .335" input sun gear	1	97-11	8682442	66945B-R
E334	Sun gear, input drives input carrier	1	97-11	24208023	66904
E334	Sun gear, input drives input carrier	1	97-11	AE	66904-R
E336	Drum, reverse (shell) angled teeth (oval holes)	1	97-98	24208193	66978B-R
E336	Drum, reverse (shell) square cut teeth (round holes)	1	97-11	24209481	66978C
E336	Drum, reverse (shell) square cut teeth (round holes)	1	97-11	24209481	66978C-R
E338	Carrier, input (12 teeth on carrier) front planetary	1	97-11	24204430	66905C-R
E339	Carrier, reaction rear planetary	1	97-11	8661084	66955-R
E341	Drum, reaction w/sun gear coast band runs on	1	97-11	24201902	66960B-R
E345	Drum, 1-2 14 roller clutch	1	97-11	7471029	66961B-R
F354	Gear, park 12 lugs	1	97-11	8658416	66968-R
F352	Gear, final drive internal 78T fine pitch (ring gear)	1	97-11	n/a	66935C-R
F355	Gear, sun (fine pitch 42T) final drive (2.86 ratio)	1	97-11	n/a	66855C-R
F355	Gear, sun (fine pitch 38T) final drive 3.05 ratio)	1	97-11	n/a	66855D-R
F355	Gear, sun (fine pitch 34T) final drive (3.29 ratio)	1	97-11	n/a	66855E-R
F357	Differential, 18T pinion (42T) 2.86 ratio (fine pitch)	1	97-11	n/a	66972C-R
F357	Differential, 20T pinion (38T) 3.05 ratio (fine pitch)	1	97-11	n/a	66972D-R
F357	Differential, 22T pinion (34T) 3.29 ratio (fine pitch)	1	97-11	n/a	66972E-R
F357	Differential, 22T pinion 34T 3.29 ratio (super charged)	1	97-99	n/a	66972F-R
F357	Differential, 22T pinion (34T) Volvo (3.29 ratio)	1	99-02	n/a	66972G-R
G366	Shaft, pump 10" length	1	97-07	24209284	66981A
G366	Shaft, pump 10" length	1	97-11	AE	66981A-R
G375	Piston, accumulator 4th	1	97-11	4T65-4ACM	66985
H399	Piston, accumulator 2/3	1	97-11	24206857	66984
H403	Piston, accumulator 1/2	1	97-11	24206857	66984
H404	Spring, return 1-2 servo	1	97-11	8685167	66707
H445	Spring, return reverse servo	1	97-11	8685167	66707
n/i	Stabilizer, right axle TH440/4T60E/65E	1	97-11	75125LRB	51731B

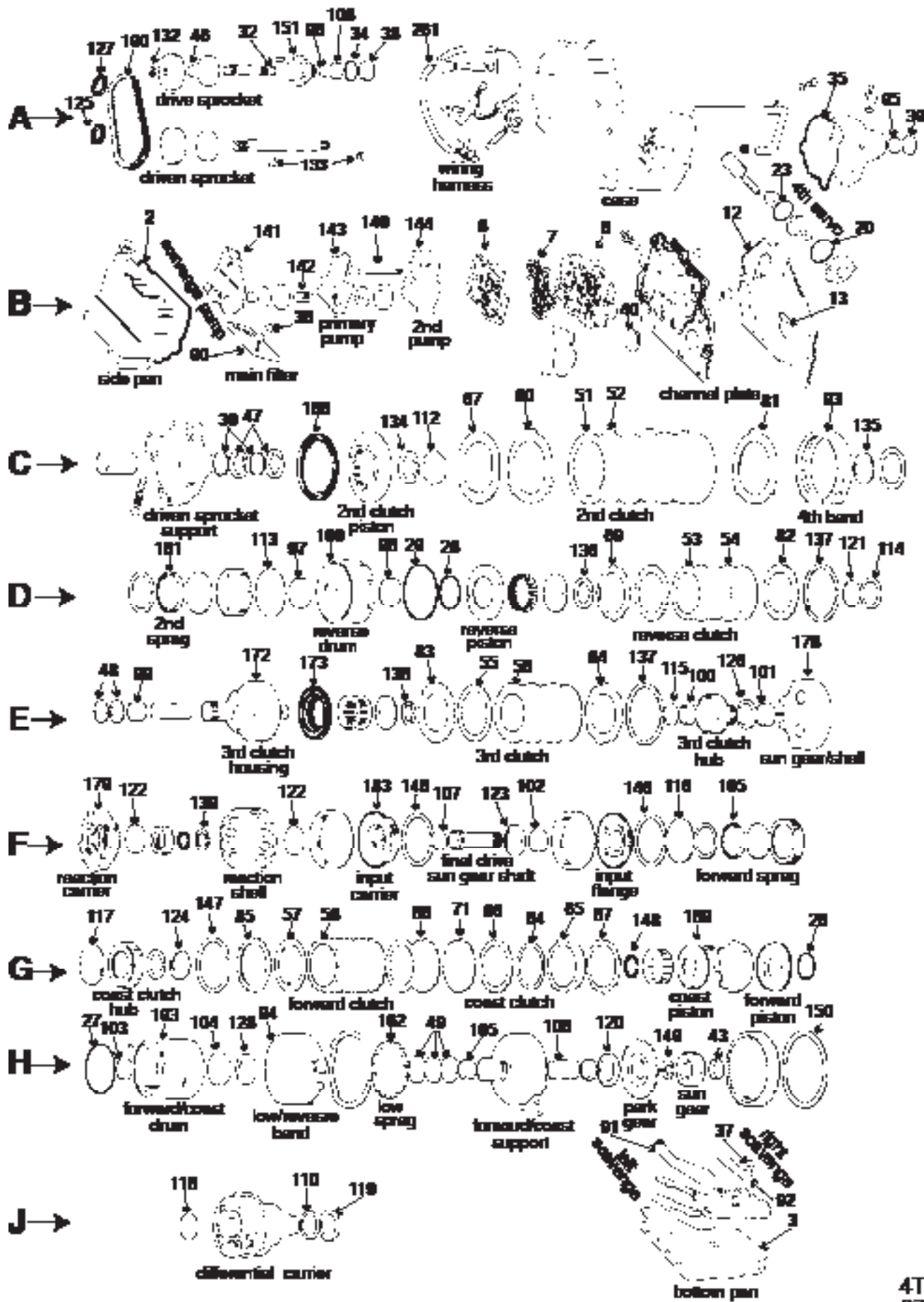
4T65E

4T65E

4T65E

ILL	DESCRIPTION		QTY	YEAR	REFERENCE #	PART #
<b>DRIVE CHAINS</b>						
A292	Chain, drive Gemini® design S (2 per box)	has 2 blue guide links	1	97-11	HV-093	66973B
n/i	Chain and gear kit Gemini® design	35/35 (driven/drive sprocket)	1	97-11	TGK65B	K66920B
n/i	Chain and gear kit Gemini® design	37/33 (driven/drive sprocket)	1	97-11	TGK65C	K66920C
n/i	Chain and gear kit Gemini® design	33/37 (driven/drive sprocket)	1	97-11	TGK65A	K66920D
<b>ELECTRICAL COMPONENTS</b>						
G475	Harness, internal wire (universal)	14/17/19 pin connectors	1	97-11	24230348	16A-135
G475	Harness, internal wire (4 prongs manifold)	w/internal mode	1	99-02	24221901	16A-138
G475	Harness, internal wire (1 prong manifold)	w/internal mode	1	02-11	24229643	16A-136
G480	Switch, manifold pressure	manual valve position	1	97-02	24223197	16A-130
G480	Switch, manifold pressure	manual valve position	1	02-11	24216426	16A-131
G481	Solenoid (PWM)	lock-up (TCC)	1	97-11	24212974	5A-418
G482	Solenoid	pressure control (EPC)	1	97-02	10478146	5A-419
G482	Solenoid	pressure control (EPC)	1	02-11	24225825	5A-419A
G485	Solenoid	B/2-3 shift	1	97-11	24219819	5A-420
G483	Solenoid	1-2/3-4/2-3 shift	1	97-11	24219819	5A-420
G487	Sensor, speed	input (ISS)	1	97-11	10456509	16A-200
H489	Switch, neutral start	MLPS	1	97-03	12450157	15A-202
H489	Switch, internal mode	neutral safety start (IMS)	1	99-11	24236104	16A-132
H492	Sensor, speed (Volvo only)	input (ISS)	1	99-02	n/a	16A-205
H492	Sensor, speed (w/short connector)	output (VSS)	1	91-00	10456034	16A-202
H492	Sensor, speed (w/long connector)	output (VSS)	1	99-11	24232088	16A-202A
H492	Sensor, speed (Volvo only)	output (VSS)	1	99-02	n/a	16A-206
n/i	Sensor, temperature	fluid (TFT)	1	91-11	12129691	16A-201
n/i	Harness, wiring repair	external speed sensor	1	97-11	350-0056	16A-159
n/i	Harness, wiring repair	electronic control module (ECM)	1	91-05	350-0063	16A-140
<b>SPRAGS</b>						
D500	Sprag assembly (w/races)	input/3rd	1	97-02	AE	K66940B-R
D500	Sprag assembly (diode)	input/3rd	1	03-11	24216816	K66940D
D500	Sprag assembly (diode)	input/3rd	1	03-11	AE	K66940D-R
D502	Sprag assembly (w/o races)	input/3rd	1	97-02	8665220	K66940B
D502	Sprags, w/cup washers	input/3rd (2-sprags/3-cup washers)	1	97-03	24204036	K66940C
D502	Sprag assembly (diode)	input/3rd	1	03-11	24216817	K66939C
E507	Sprag, roller clutch	1-2 (14 rollers)	1	97-11	7471007	66962
<b>BONDED PISTONS</b>						
C515	Piston, bonded rubber	2nd clutch	1	97-11	24208336	66929C
D518	Piston, bonded rubber	3rd clutch	1	97-11	24205378	66917C
<b>VALVE BODY/PUMP PLATES</b>						
G368	Plate, VB spacer (w/TSR valve)	w/bonded gaskets	1	06-07	24243403	24244403
<b>NOTES</b>						





4T80E  
37000

ILL	DESCRIPTION	QTY	YEAR	REFERENCE #	PART #
<b>TECHNICAL MANUALS</b>					
K53	Tech manual 4T80E dis/assembly	1	93-09	83-4T80ETM	010-317
<b>REBUILDER KITS</b>					
K4	Master deluxe rebuild kit	1	93-94	AE	K3700-R
K4	Master deluxe rebuild kit	1	95-11	AE	K3700A-R
K5	Master kit w/steels	1	93-94	AE	K3700
K5	Master kit w/steels	1	95-11	AE	K3700A
K6	Master kit w/o steels	1	93-94	AE	K3700-LS
K6	Master kit w/o steels	1	95-11	AE	K3700A-LS
K11	O/H gasket set w/seals-rings	1	93-11	AE	K37900B
<b>GASKETS AND RUBBER COMPONENTS</b>					
B2	Seal, molded rubber	1	93-11	8679392	23564
J3	Gasket, oil pan	1	93-11	8681197	14002X
B6	Gasket, valve body/pump	1	93-11	8683788	23540
B7	Gasket, valve body	1	93-11	8684829	23541
B8	Gasket	1	93-11	8678609	23543
B12	Gasket	1	93-11	8683148	23546
B13	Gasket, sprocket support	1	93-94	8683149	23547
B13	Gasket	1	95-11	24201535	23548
B20	Seal, lathe cut	1	93-11	8679290	23554
B23	Lip seal	1	93-11	8679289	23557
G26	Lip seal	1	93-99	8677853	23567
G26	Seal, lathe cut	1	00-11	24214003	23571
H27	Lip seal	1	93-11	8677804	23568
D28	Lip seal	1	93-11	8679008	23569
D29	Lip seal	1	93-11	8679007	23570
C30	Ring, expander (rubber)	2	93-11	8678234	13793
A32	O'ring	1	93-11	8679879	23020
A35	Seal, molded rubber	1	93-11	8679017	23563
A34	Seal, lathe cut	1	93-11	8681100	23556
B36	Seal	1	93-11	8678599	23565
J37	Seal	2	93-11	8680504	23566
n/i	Gasket, bonded (no id)	1	93-93	24200435	23542
n/i	Gasket, bonded (id #1193)	1	94-94	24201193	23544
n/i	Gasket, bonded (id #3957/5347)	1	94-02	24213957	23539
n/i	Gasket, bonded (id #5286)	1	03-11	24225286	23538
n/i	Gasket	1	93-11	24200439	23545
n/i	Seal, lathe cut	1	93-11	8679070	23549
n/i	Seal, lathe cut	1	93-11	8679088	23550
n/i	Seal, lathe cut	1	93-11	8679543	23551
n/i	Seal, lathe cut	1	93-11	8679084	23552
n/i	Seal, lathe cut	1	93-11	8679086	23553
n/i	Seal, lathe cut	1	93-11	24200747	23555
n/i	Lip seal	1	93-11	8679271	23558
n/i	O'ring	1	93-11	8676430	23559
n/i	O'ring	2	93-11	8680235	1078
n/i	O'ring .970"	1	93-11	B17888	1025
n/i	Gasket, upper transfer plate	1	03-11	B36555	23580
n/i	Gasket, lower transfer plate	1	03-11	B36556	23581

ILL	DESCRIPTION		QTY	YEAR	REFERENCE #	PART #
<b>METAL CLAD SEALS</b>						
A38	Seal, metal clad	front	1	93-11	8677749	37151
A39	Seal, metal clad	right axle (extension housing)	1	93-11	8677554	37201
B40	Seal, metal clad	left axle (channel plate)	1	93-11	8679679	37203
H43	Seal, metal clad	rear sun gear (final drive)	1	93-11	8678353	37206
n/i	Seal, metal clad	manual lever shaft	1	93-11	8644709	51202A
n/i	Seal, metal clad	drive sprocket (channel plate)(big)	1	93-11	24201992	37204
n/i	Seal, metal clad	turbine shaft (channel plate)(small)	1	93-11	24201991	37205
<b>SEALING RINGS</b>						
K10	Kit, sealing ring	4T80E	1	93-11	AE	K37903T
A46	Ring, sealing (teflon)	turbine shaft (rear)	1	93-11	8679881	37303T
C47	Ring, sealing (vespel stepped joint)	2nd clutch support	2	93-11	8678235	37302T
E48	Ring, sealing (teflon)	3rd clutch housing	2	93-11	8656342	66321T
H49	Ring, sealing (teflon)	forward/coast clutch support	3	93-11	8679587	37300T
<b>CLUTCH PLATES</b>						
C51	Friction .080" 6.410" od 54T	2nd clutch	3	93-94	8681371	37103
C51	Friction .070" 6.410" od 54T	2nd clutch	4	95-11	24201546	37103A
C52	Steel .090" 5.560" id 5T	2nd clutch	2	93-94	8677609	37102
C52	Steel .080" 5.560" id 5T	2nd clutch	3	95-11	8684721	37102A
D53	Friction .080" 5.940" od 26T	reverse clutch	3	93-11	24223150	37105
D54	Steel .090" 4.691" id 22T	reverse clutch	3	93-11	8677616	37106
D55	Friction .080" 5.940" od 26T	3rd clutch	4	93-11	8684832	37107
D56	Steel .090" 3.985" id 22T	3rd clutch	3	93-11	8677612	37108
G57	Friction .080" 6.420" od 53T (not in kit)	forward clutch	5	93-97	8677811	37101
G57	Friction .080" 6.420" od 53T (high energy)	forward clutch	5	93-11	24223145	37101A
G58	Steel .077" 16T	forward clutch	4	93-11	8679584	37100
G64	Friction .080" 6.260" od 51T	coast clutch	2	93-94	8677829	37109
G64	Friction .081" 6.260" od 53T (high energy)	coast clutch	2	95-11	24224013	37109B
G65	Steel .121" 5.190" id 8T	coast clutch	1	93-11	8677808	37110
C67	Steel, waved .050"	2nd clutch (cushion)	1	93-94	8684718	37104
C67	Steel, waved .045"	2nd clutch (cushion)	1	95-11	24201542	37104A
D69	Steel, beveled .070" 12T	reverse clutch (cushion)	1	93-11	24200288	37424-R
G71	Steel, beveled .065" 16T	forward clutch (cushion)	1	93-11	8684654	37429-R
<b>PRESSURE PLATES</b>						
C80	Pressure plate .208" 5.0mm	2nd clutch (apply)	1	93-94	8684718	37420-R
C80	Pressure plate .178" 4.5mm	2nd clutch (apply)	1	95-11	24201543	37421-R
C81	Pressure plate .238" 6.0mm	2nd clutch (backing)	1	93-94	8684720	37422-R
C81	Pressure plate .268" 6.7mm	2nd clutch (backing)	1	95-11	24201544	37423-R
D82	Pressure plate .173" 4.4mm	reverse clutch (backing)	sel	93-99	8680118	37425-R
D82	Pressure plate .198" 5.0mm	reverse clutch (backing)	sel	93-99	8680119	37425A-R
D82	Pressure plate .216" 5.2mm	reverse clutch (backing)	sel	93-99	8680120	37425B-R
D82	Pressure plate (stamped C)	reverse clutch (backing 2nd design)	sel	99-11	24212649	37425C-R
D82	Pressure plate (stamped D)	reverse clutch (backing 2nd design)	sel	99-11	24212650	37425D-R
D82	Pressure plate (stamped E)	reverse clutch (backing 2nd design)	sel	99-11	24212651	37425E-R
E83	Pressure plate .140" 3.5mm	3rd clutch (apply)	1	93-11	8677613	37426-R
E84	Pressure plate .312" 7.8mm	3rd clutch (backing)	1	93-11	8078722	37427-R
G85	Pressure plate .287" 7.2mm	forward (backing)	sel	93-11	8684655	37428-R
G85	Pressure plate .300" 7.5mm	forward (backing)	sel	93-11	8684656	37428A-R
G85	Pressure plate .312" 7.8mm	forward (backing)	sel	93-11	8684657	37428B-R
G85	Pressure plate .321" 8.0mm	forward (backing)	sel	93-11	8684658	37428C-R
G85	Pressure plate .332" 8.3mm	forward (backing)	sel	93-11	8684659	37428D-R
G85	Pressure plate .340" 8.5mm	forward (backing)	sel	93-11	8684660	37428E-R
G85	Pressure plate .352" 8.8mm	forward (backing)	sel	93-11	8684661	37428F-R
G85	Pressure plate .360" 9.0mm	forward (backing)	sel	93-99	8684662	37428G-R



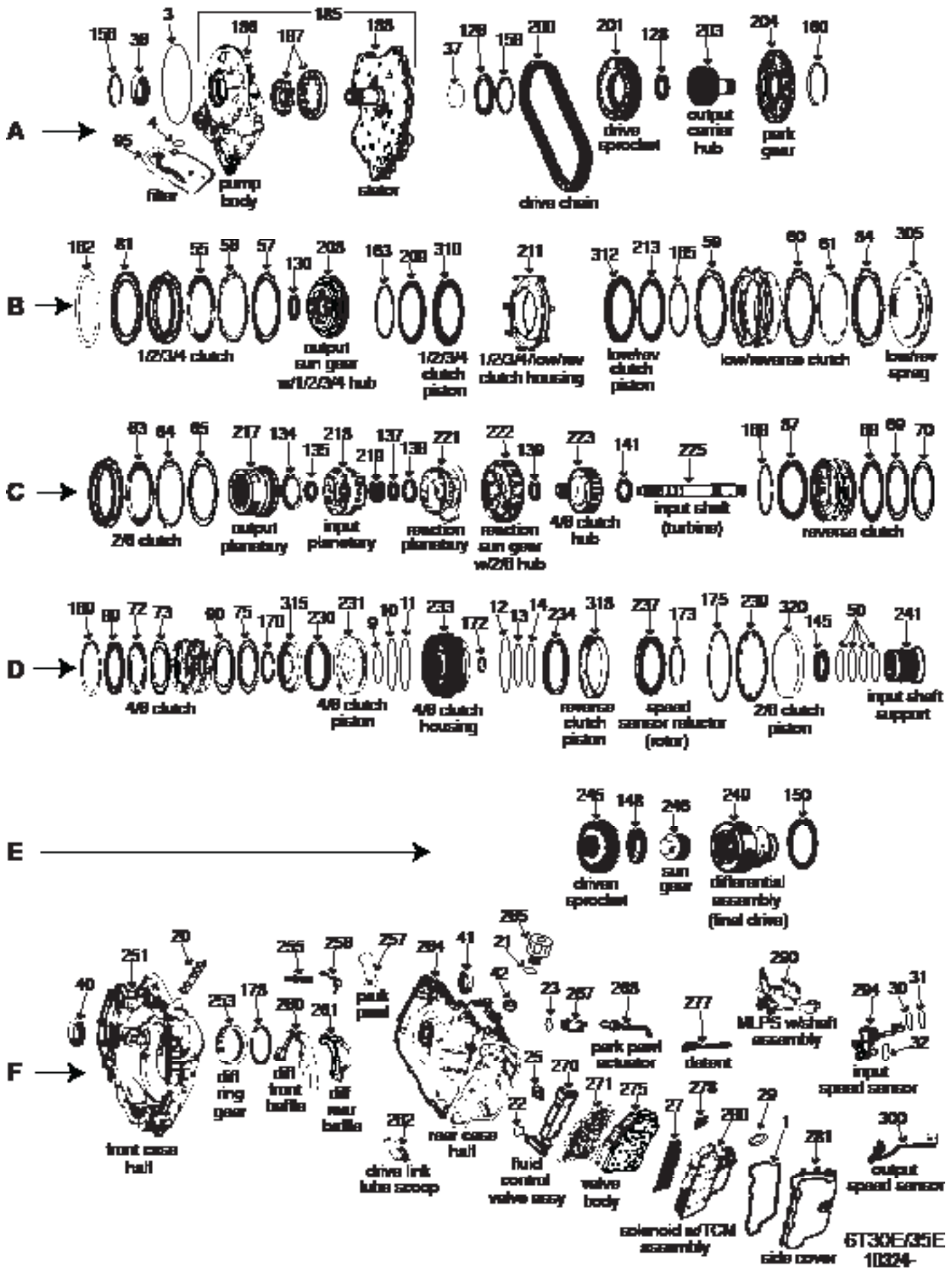
ILL	DESCRIPTION		QTY	YEAR	REFERENCE #	PART #
<b>PRESSURE PLATES (CONTINUED)</b>						
G85	Pressure plate .373" 9.3mm	forward (backing)	sel	93-99	8684663	37428H-R
G86	Pressure plate .120" 3.0mm	forward (apply) and coast (backing)	2	93-11	8684653	37431-R
G87	Pressure plate .158" 3.9mm	coast (apply)	1	93-11	8679837	37438-R
<b>FILTERS</b>						
B90	Filter	main sump	1	93-11	8681416	37710
J91	Filter	left side scavenger	1	93-11	8680700	37713
J92	Filter	right side scavenger	1	93-11	867916	37714
n/i	Screen, filter	lock-up/TCC pressure control solenoid	1	93-11	8680389	37711
n/i	Screen, filter	force motor (EPC)	1	93-11	8661715	34715
<b>BANDS</b>						
C93	Band	4th (overdrive)	1	93-11	8684246	37700
H94	Band	low/reverse	1	93-11	24204502	37701
<b>BUSHINGS</b>						
K13	Kit, bushing	4T80E	1	93-11	AE	K37901
A95	Bushing	extension housing	1	93-11	n/a	37008
A96	Bushing	drive sprocket supt (stator small)	1	93-11	n/a	37001
D97	Bushing	reverse housing (large)	1	93-11	n/a	37004
D98	Bushing	reverse housing (small)	1	93-11	n/a	37003
E99	Bushing	3rd clutch housing (input shaft)	1	93-11	n/a	37002
E100	Bushing	3rd clutch hub	1	93-11	n/a	37007
E101	Bushing	reaction sun gear (shell)	1	93-11	n/a	37006
F102	Bushing	input flange (hub)	1	93-11	n/a	37013
H103	Bushing	forward/coast housing (small)	1	93-11	n/a	37009
H104	Bushing	forward/coast housing (large)	1	93-11	n/a	37010
H105	Bushing	forward/coast support (front)	1	93-11	n/a	37011
H106	Bushing	forward/coast support (rear)	1	93-11	n/a	37012
F107	Bushing	final drive sungear shaft	1	93-11	n/a	37014
A108	Bushing	drive sprocket supt (stator large)	1	93-11	n/a	37005
<b>WASHERS/BEARINGS/RACES/SHIMS</b>						
K12	Kit, thrust bearing	4T80E	1	93-11	AE	K37906
K14	Kit, thrust washer	4T80E	1	93-11	AE	K37907
J110	Trust washer	differential carrier to bearing	sel	93-11	8680359	37403
C112	Trust washer	driven sprocket support to reverse drum	1	93-11	8679618	37410
D113	Trust washer	2nd clutch outer race to reverse drum	1	93-11	8678725	37411
D114	Trust washer	reverse drum to 3rd clutch housing	sel	93-11	8680350	37412
E115	Trust washer	3rd housing to 3rd clutch hub	1	93-11	8678721	37413
F116	Trust washer 4.880" od	input flange to outer sprag race	1	93-11	n/a	37414
G117	Trust washer 4.735" od	outer sprag race to coast clutch hub	1	93-11	n/a	37415
J118	Bearing, thrust	sun gear to diff carrier (final drive)	1	93-11	8682110	37441
J119	Bearing, thrust	thrust washer to extension housing	2	93-11	9436851	35400C
H120	Bearing, thrust	forward/coast support to park gear	1	93-11	8646504	37434
D121	Bearing, thrust	driven sprocket support to 3rd clutch hsg	1	93-11	8677886	37435
F122	Bearing, thrust	reaction carrier to input sun gear	2	93-11	9436851	35400C
F123	Bearing, thrust	input carrier to input flange	1	93-11	8678189	37437
G124	Bearing, thrust	input flange to forward/coast drum	1	93-11	n/a	37448
A125	Bearing, thrust	driven sprocket to channel plate	1	93-96	24203059	37433
A125	Bearing, thrust	driven sprocket to channel plate	1	97-11	8636118	37433A
E126	Bearing, thrust	sun gear (shell) to 3rd clutch hub	1	93-11	8677884	37439
A127	Bearing, thrust	drive sprocket to channel plate	1	93-11	9436851	35400C
H128	Bearing, thrust	fwd/coast drum to fwd/coast support	1	93-11	8678211	37436
n/i	Thrust washer	diff right (rear) side gear w/shaft	1	93-11	n/a	37416
n/i	Thrust washer	diff left (front) side gear w/o shaft	1	93-11	08682110	37417
n/i	Thrust washer	pump driven shaft to scavenge pump body	1	93-11	n/a	37430

# 4T80E

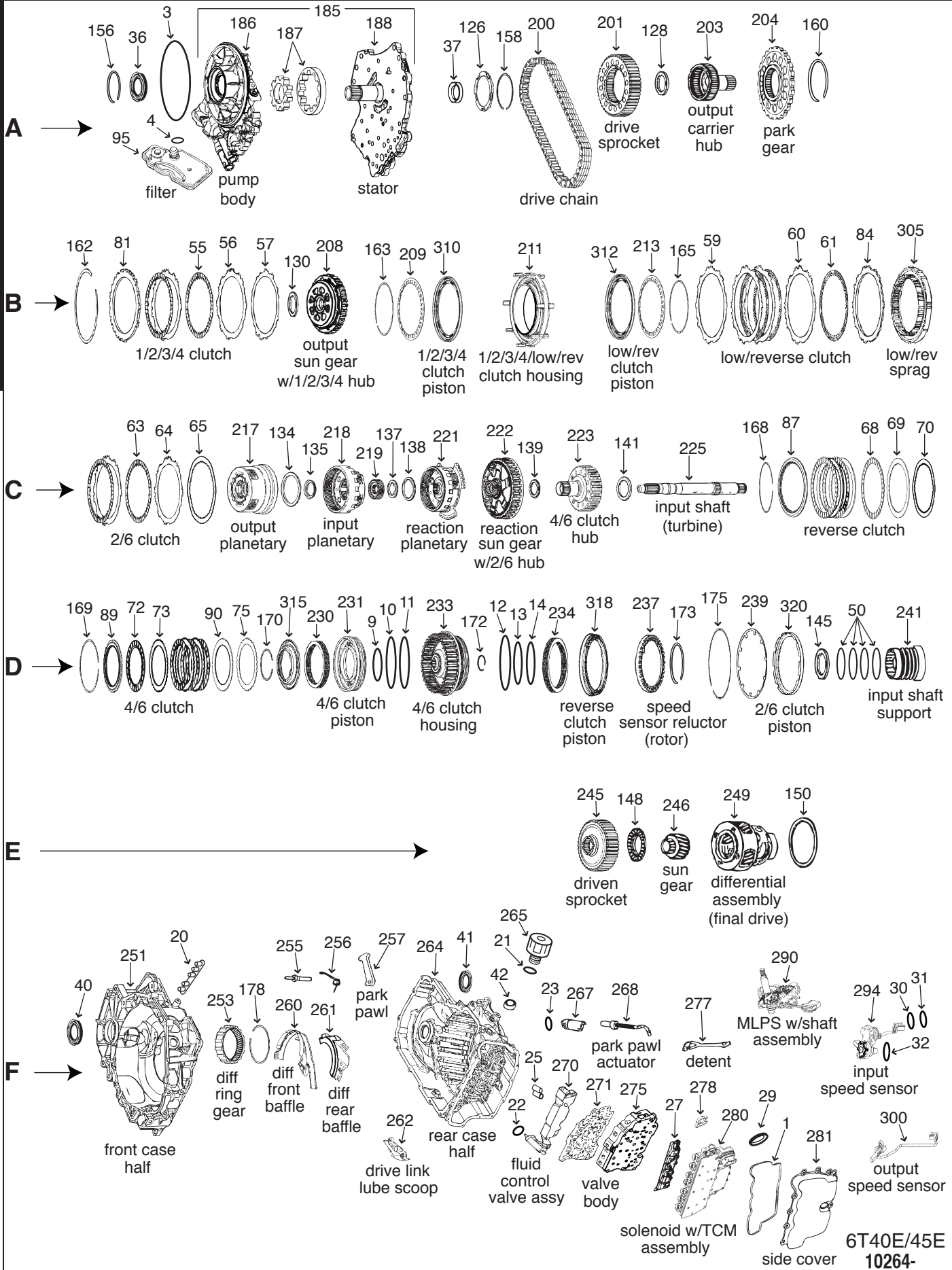
4T80E

ILL	DESCRIPTION	QTY	YEAR	REFERENCE #	PART #
<b>SNAP RINGS</b>					
A132	Snap ring turbine shaft	1	93-11	8685114	37600-R
A133	Snap ring output shaft	2	93-11	8685521	37601-R
C134	Snap ring 2nd clutch piston spring retainer	1	93-11	8678230	37602-R
C135	Snap ring 2nd sprag retainer	1	93-11	8678726	37603-R
D136	Snap ring reverse clutch piston spring retainer	1	93-11	8678731	37604-R
DE137	Snap ring rev and 3rd clutch pressure plate	2	93-11	8683742	37605-R
E138	Snap ring 3rd clutch piston spring retainer	1	93-11	8678777	37606-R
F139	Snap ring input carrier sun gear	1	93-11	8678181	37607-R
F146	Snap ring input carrier/input flange to ring gear	2	93-11	8677619	37608-R
G147	Snap ring forward clutch pressure plate	1	93-11	8678880	37609-R
G148	Snap ring fwd/coast clutch piston spring retainer	1	93-11	8678877	37610-R
H149	Snap ring park gear	1	93-11	8678188	37611-R
H150	Snap ring diff ring gear (final drive)	1	93-11	8681080	37612-R
<b>PUMP PARTS AND PUMPS</b>					
B140	Shaft, drive pump (long)	1	93-11	8679883	37969
B141	Pump body scavenge	1	93-11	8684303	37201-R
B142	Shaft, driven pump (short)	1	93-11	24203363	37970-R
B143	Pump body primary	1	93-11	8684949	37200-R
B144	Pump body secondary	1	93-11	8684950	37202-R
<b>HARD PARTS</b>					
A151	Stator drive sprocket support	1	93-11	8681071	37735-R
D169	Drum, 3 clutch reverse clutch	1	93-98	8684006	37726-R
D169	Drum, 2 clutch reverse clutch	1	98-11	24212654	37726A-R
E172	Housing, 3rd clutch w/shaft	1	93-11	8682114	37729-R
E178	Shell, sun gear 4T80E	1	93-11	8678083	37728-R
F179	Carrier, reaction (front) planetary	1	93-11	8681884	37730-R
F183	Carrier, input (rear) planetary (w/o ring gear)	1	93-11	8681887	37747-R
A190	Chain, drive (1"wide) except Allante	1	93-11	HV-038	37973
H193	Drum, forward/coast clutch 4T80E	1	93-11	8682878	37727-R
n/i	Link manual valve wire	1	93-11	24219495	37935
n/i	Clip manual link retaining	1	93-11	24209439	37959
n/i	Spring 1-2 accumulator	1	93-11	8682001	37708
n/i	Spring 2-3 accumulator	1	93-11	8684827	37704
n/i	Spring 3-4 accumulator	1	93-11	8683290	37706
n/i	Spring forward accumulator	1	93-11	8684670	37707
n/i	Spring reverse accumulator	1	93-11	8682129	37705
n/i	Spring reverse accumulator (cushion)	1	93-11	8683289	37703
n/i	Bearing, ball (type) drive sprocket	1	93-11	8677841	37486
n/i	Stabilizer, axle bearing type 4T80E Cadillac	1	93-11	TEK-94125LB	37731B
<b>ELECTRICAL COMPONENTS</b>					
A261	Harness, wiring (dual) has 2 external connectors (8/6 pins)	1	93-93	24241206	16A-203
A261	Harness, wiring (single) goes thru case 1.550" od (14 pins)	1	94-96	24241207	16A-203A
A261	Harness, wiring (single) goes thru case 1.425" od (14 pins)	1	96-00	24241208	16A-203B
A261	Harness, wiring w/internal mode switch (pins)	1	00-03	24219013	16A-141
A261	Harness, wiring w/internal mode switch (pins)	1	04-05	24229667	16A-142
A261	Harness, wiring w/internal mode switch (pins)	1	06-11	n/a	16A-142A
n/i	Sensor, oil temperature 4T80E	1	93-11	8678854	15A-220
n/i	Sensor, speed vehicle/output (VSS)	1	93-11	24204319	15A-221
n/i	Sensor, speed input (1st design 14" long)	1	93-96	24232616	15A-222
n/i	Sensor, speed input (2nd design 9.5" long)	1	96-11	24207491	15A-222A
n/i	Solenoid electronic pressure control (EPC)	1	93-03	8683187	5A-400
n/i	Solenoid (white connector) electronic pressure control (EPC)(holley)	1	04-11	24225320	5A-400B
n/i	Kit, repair EPC solenoid (w/reamer) w/reamer	1	93-03	4L6-SOL-KIT	5A-400-RKR











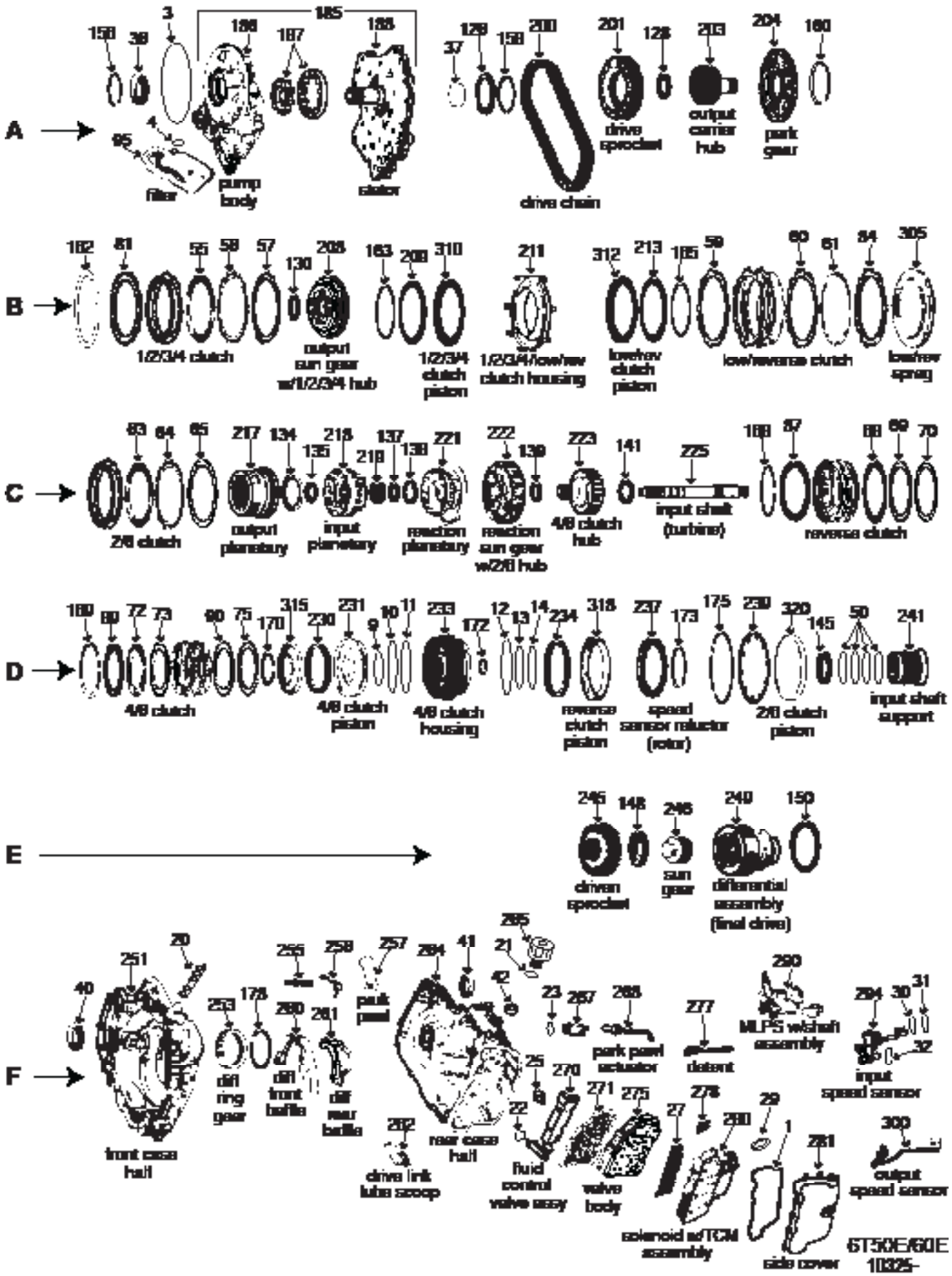
ILL	DESCRIPTION		QTY	YEAR	REFERENCE #	PART #
<b>TECHNICAL MANUALS</b>						
K53	Tech manual 6T40E dis/assembly	diagnosis/troubleshooting	1	08-10	n/a	010-335
<b>REBUILDER KITS</b>						
K5	Master kit w/steels	w/pistons	1	08-10	K5200Z	10264-11004
K5	Master kit w/steels	w/pistons	1	10-15	APC-204905	10264-11014
K5	Master kit w/steels	w/o pistons	1	08-10	K5200ZX	10264-11104
K5	Master kit w/steels	w/o pistons	1	10-15	APC-204905X	10264-11114
K6	Master kit w/o steels	w/pistons	1	08-10	KP5200ZW/O	10264-12004
K6	Master kit w/o steels	w/pistons	1	10-15	APC-204905LS	10264-12014
K6	Master kit w/o steels	w/o pistons	1	08-10	KP5200ZXW/O	10264-12104
K6	Master kit w/o steels	w/o pistons	1	10-15	APC-204905XLS	10264-12114
K7	O/H gasket set w/seals-rings	w/pistons	1	08-10	FDB-2568	10264-13004
K7	O/H gasket set w/seals-rings	w/pistons Genll	1	12-16	FDB-2690	10264-13014
K7	O/H gasket set w/seals-rings	w/o pistons	1	08-10	FDB-2567	10264-13104
K7	O/H gasket set w/seals-rings	w/o pistons Genll	1	12-16	FDB-2689	10264-13114
<b>VALVE BODY KITS</b>						
n/i	Kit, valve body gasket	6T40E/6T45E	1	09-12	FDB-4844	10264-16004
<b>GASKETS AND RUBBER COMPONENTS</b>						
F1	Gasket, oil pan (molded rubber)	valve body cover	1	08-10	MGW-52702XA	10264-20004
F27	Gasket	screen (valve body to solenoid)	1	08-16	B34405	10264-29004
<b>METAL CLAD SEALS</b>						
A36	Seal, metal clad	front	1	08-16	B37183	10264-30004
A37	Seal, metal clad	input Shaft	1	08-16	B37179	15268-30404
F40	Seal, metal clad	right axle	1	08-16	B37182	10264-30104
F41	Seal, metal clad	left axle	1	08-16	B37181	15268-30204
F42	Seal, metal clad .761x.400x.291"	manual lever shaft	1	08-16	B29176	51202
<b>SEALING RINGS</b>						
K10	Kit, sealing ring	6T40E/6T45E	1	08-10	FDB-3547	10153-31514
<b>CLUTCH PLATES</b>						
B55	Friction .058" 8.585" od 36T	1st/2nd/3rd/4th clutch	2	08-10	24248898	10264-35104
B55	Friction .056" 8.5340" od 36T	1st/2nd/3rd/4th clutch	2	10-15	204710-142	10264-35114
B56	Steel .067" 7.450" od 11T	1st/2nd/3rd/4th clutch	2	08-10	24231263	10264-37504
B57	Steel, waved	1st/2nd/3rd/4th clutch	1	08-10	n/a	10264-40104
B59	Steel, waved .053" 7.500" id 4T	low/reverse clutch	1	08-10	n/a	10264-40204
B60	Steel .067" 7.640" od 12T	low/reverse clutch	3	08-10	24231258	10264-37604
B61	Friction .063" 8.540" od 48T	low/reverse clutch	3	08-10	24231257	10264-35204
B61	Friction .061" 8.420" od 48T	low/reverse clutch	3	10-15	204712-155	10264-35214
C63	Friction .058" 8.585" od 36T	2nd/6th clutch	2	08-10	24248898	10264-35104
C63	Friction .061" 8.591" od 36T	2nd/6th clutch	2	10-15	204700A-155	10264-35314
C64	Steel .114" 7.450" od 15T	2nd/6th clutch	2	08-10	24230731	10264-37704
C65	Steel, waved .060" 8.700" od	2nd/6th clutch	1	08-10	n/a	10264-41903
C68	Friction .063" 5.710" od 36T ext spline	3rd/5th/reverse clutch	3	08-10	24247997	10264-35404
C68	Friction .056" 5.710" od 36T ext spline	3rd/5th/reverse clutch	3	10-15	204708A-142	10264-35414
C69	Steel .113" 6.81" od 36T int spline	3rd/5th/reverse clutch	3	08-10	24230758	10264-37804
C70	Steel, waved .050" 5.635" id 6.744" od	36T reverse clutch	1	08-10	n/a	10264-40404
D72	Friction .061" 4.800" od 24T	4th/5th/6th clutch	4	08-15	24231255	10264-35504
D73	Steel .068" 3.780" id 4.995" od 36T	4th/5th/6th clutch	3	08-10	24230754	10264-37904
D75	Steel .113" 3.780 od 36T	4th/5th/6th clutch	1	08-10	24230753	10264-40504
<b>PRESSURE PLATES</b>						
B81	Pressure plate	1st/2nd/3rd/4th clutch	1	08-10	AE	10264-41103
B84	Pressure plate .215" 7.631 id 9.253" od	12T low/reverse clutch (apply)	1	08-10	AE	10264-41503
C87	Pressure plate .247" 5.606" id 7.346" od	15T reverse clutch	1	08-10	AE	10264-42203
D89	Pressure plate	4th/6th clutch	1	08-10	AE	10264-42503
D90	Pressure plate	4th/6th clutch (apply)	1	08-10	AE	10264-42903
<b>FILTERS</b>						
A95	Filter, oil	6T40E/6T45E (disassembly required)	1	08-10	52575Z	10264-45004

6T40E•6T41•6T45E•6T46

6T40E•6T41•6T45E•6T46

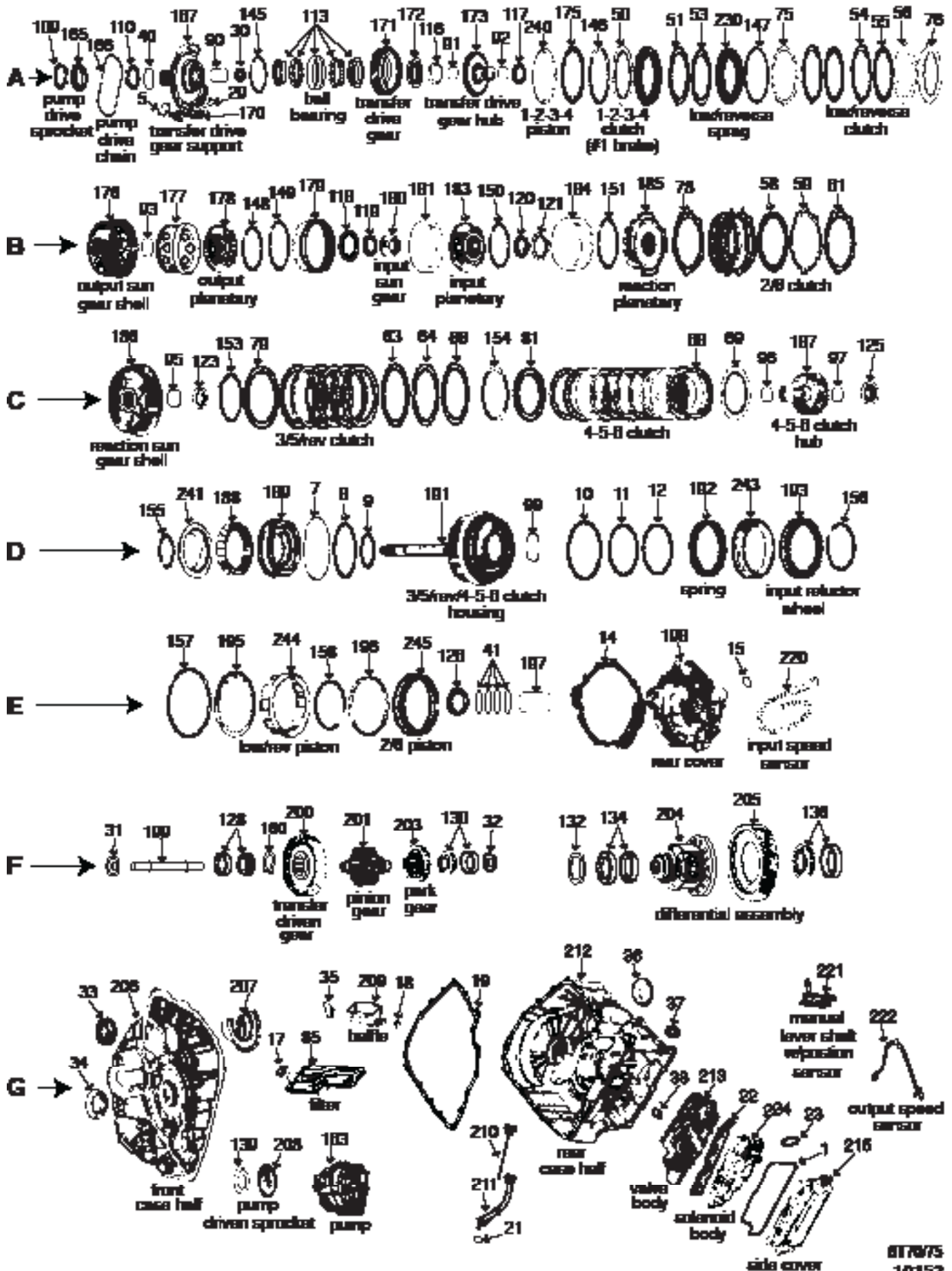
ILL	DESCRIPTION	QTY	YEAR	REFERENCE #	PART #	
<b>BUSHINGS</b>						
K12	Kit, bushing	6T40E/6T45E	1	06-14	46030A	10264-50004
K12	Kit, bushing	6T40E/6T45E/6F35	1	06-14	OMT-137500	15268-50104
n/i	Bushing	pump body	1	08-10	52115	10264-50604
<b>WASHERS/BEARINGS/RACES/SHIMS</b>						
K12	Kit, thrust bearing	6T40E/6T45E	1	08-10	AE	10264-55104
A126	Thrust washer 2.00" 4.044" od 3.091" id	output hub to pump stator (plastic 6 tabs)	1	08-10	n/a	10264-56104
A128	Bearing, thrust	output hub to pump stator	1	08-10	n/a	10264-56304
B130	Bearing, thrust .149" 2.054" od 1.407" id	output sun gear to output hub	1	08-10	n/a	10264-56504
C134	Bearing, thrust .134" 4.166" od 3.347" id	output planetary to input planetary	1	08-10	n/a	10264-56804
C135	Bearing, thrust .265" 2.300" od 1.575" id	output planetary to input planetary	1	08-10	n/a	10264-57004
C137	Bearing, thrust .153" 2.013" od 1.372" id	sun gear to reaction planetary	1	08-10	n/a	10264-57404
C138	Bearing, thrust .151" 2.959" od 2.313" id	input planetary to reaction planetary	1	08-10	n/a	10264-57604
C139	Bearing, thrust	reaction sun gear to hub	1	08-10	n/a	10264-55404
C141	Bearing, thrust	4th/6th clutch hub	1	08-10	n/a	10264-58004
D145	Bearing, thrust	4th/6th housing to input support	1	08-10	n/a	10264-55704
E148	Bearing, thrust	sun gear to driven sprocket	1	08-10	n/a	10264-59004
E150	Bearing, thrust .312" 4.805" od 4.107" id	differential to case housing (has lip)	1	08-10	n/a	10264-59504
<b>SNAP RINGS</b>						
A125	Snap ring	front seal retainer	1	08-10	AE	10264-62103
A126	Snap ring	drive sprocket	1	08-10	AE	10264-62403
A160	Snap ring .049" thick 3.643" od	park gear	1	08-10	AE	10264-63003
B162	Snap ring .113" 9.740" od	1st/2nd/3rd/4th pressure plate	1	08-10	AE	10264-63503
B163	Snap ring, .057" thick 6.025" od	1st/2nd/3rd/4th diaphragm	1	08-10	AE	10264-63903
B165	Snap ring, .057" thick 6.025" od	low/reverse diaphragm	1	08-16	AE	10264-63903
C168	Snap ring .078" 5.742" od	reverse pressure plate	1	08-10	AE	10264-64603
D169	Snap ring	4th/6th pressure plate	1	08-10	AE	10264-64803
C170	Snap ring .053" thick .650" od	4th/6th retainer	1	08-10	AE	10264-64903
D172	Snap ring .036" thick .771" od	4th/6th housing	1	08-10	AE	10264-65303
D173	Snap ring	speed reductor	1	08-10	AE	10264-65603
D175	Snap ring 059" thick 9.548" od	2nd clutch	1	08-16	AE	10264-65704
F178	Snap ring .102" 6.252" od	differential ring gear	1	08-10	AE	10264-65803
<b>PUMP PARTS AND PUMPS</b>						
A185	Pump assembly	need exchange	1	08-10	AE	10264-67003
A186	Body, pump w/gears	need exchange	1	08-10	AE	10264-70203
A187	Gears, pump	6T40E/6T45E	1	08-10	n/a	10264-70104
A188	Support, pump	need exchange	1	08-10	AE	10264-70303
<b>HARD PARTS</b>						
A200	Chain, drive 1" wide 40 links	6T40E	1	08-10	HV504	10264-72304
A200	Chain, drive 2.250" wide 40 links	6T45E	1	09-16	HV503	10325-72304
A201	Sprocket, drive 42T 59 splines	.920" thick 5.211" oh	1	08-10	AE	10264-72503
A201	Sprocket, drive 48T 59 splines	1.162" thick 6.253" oh	1	08-16	AE	10264-72603
A201	Sprocket, drive 46T 59 splines	.923" thick 6.035" oh	1	08-16	AE	10264-72703
A203	Hub, output carrier 59T 43 splines	1.400" thick 3.175" oh	1	08-10	AE	10264-72803
A203	Hub, output carrier 59T 43 splines	1.140" thick 2.970" oh	1	08-16	AE	10264-72903
A204	Gear, park 24T 59 splines	12 holes	1	08-10	AE	10264-73004
A204	Gear, park 24T 59 splines	10 holes	1	08-16	AE	10264-73104
B208	Gear, sun output 37T inner 36T outer	with 1st/2nd/3rd/4th hub 2.077" od 1.22" oh	1	08-10	AE	10264-73303
B209	Spring, diaphragm .057" 16T 7.894" od	1st/2nd/3rd/4th return	1	08-10	AE	10264-73503
B211	Housing, 1st/2nd/3rd/4th	1.350" thick 7T 6.018 "id 9.001 od"	1	08-10	24231260	10264-73803
B213	Spring, diaphragm 18T .064" 7.750" od	low/reverse return	1	08-10	AE	10264-74003
C217	Planetary, output carrier w/ring gear	23T 4-pinions 113T ring gear	1	08-10	AE	10264-74303
C217	Planetary, output carrier w/ring gear	23T 5-pinions	1	08-16	AE	10264-74403
C218	Planetary, input carrier w/ring gear 83T	24T 4-pinions	1	08-10	AE	10264-75203
C219	Gear, sun 41T 31 splines	.633" thick 2.105" od	1	08-10	AE	10264-75503

ILL	DESCRIPTION	QTY	YEAR	REFERENCE #	PART #	
<b>HARD PARTS (CONTINUED)</b>						
C221	Planetary, reaction carrier	6T40E/6T45E	1	08-10	AE	10264-75903
C222	Hub, reaction sun gear	with 2nd/6th hub	1	08-10	AE	10264-76303
C223	Hub, 4th/6th clutch 24T 38 splines	.975" thick w/slots/holes 2.702" oh	1	08-10	AE	10264-76503
C223	Hub, 4th/6th clutch 24T 38 splines	.905" thick w/slots/holes 2.702" oh	1	08-16	AE	10264-76603
C223	Hub, 4th/6th clutch 24T 38 splines	.975" thick w/o slots/holes 2.702" oh	1	08-16	AE	10264-76703
C225	Shaft, input turbine 24/31/24 splines	10.393" oh	1	08-10	AE	10264-76803
D230	Retainer, w/springs .925" 4.151" oh	25 springs 4th/6th clutch	1	08-10	AE	10264-77003
D230	Retainer, w/springs .831" 4.075" oh	28 springs 4th/6th clutch	1	08-16	AE	10264-77103
D231	Piston, 4th/6th clutch w/1 O-ring	1.049" oh	1	08-10	AE	10264-77203
D231	Piston, 4th/6th clutch w/2 O-ring	1.049" oh	1	10-16	AE	10264-77213
D233	Housing, 4th/6th clutch w/O-ring	36T	1	08-10	AE	10264-77803
D233	Housing, 4th/6th clutch w/O-ring	36T	1	08-10	AE	10264-77804
D233	Housing, 4th/6th clutch w/o O-ring	36T	1	10-16	AE	10264-77813
D234	Retainer, w/springs .751" 5.790" oh	58 springs reverse clutch	1	08-10	AE	10264-78003
D237	Piston, reverse clutch 36T	.715" thick	1	08-10	AE	10264-78203
D234	Spring, diaphragm .73" 8.865" od	2nd/6th clutch 10 fingers	1	08-10	AE	10264-78403
D241	Hub, input shaft support 2.069" o/h	3 rings	1	08-10	AE	10264-78703
D241	Hub, input shaft support 2.320" o/h	4 rings	1	08-16	AE	10264-78803
E245	Sprocket, driven 42T 50 splines	1 blank spline .933" tkick 5.488" oh	1	08-10	AE	10264-79003
E245	Sprocket, driven 40T 50 splines	1 blank spline 1.165" thick 5.218" oh	1	08-16	AE	10264-79103
E246	Gear, sun (final drive) 31T 50 splines	2.047" oh 1.845" od 1 id groove	1	08-10	AE	10264-79203
E246	Gear, sun (final drive) 42T 50 splines	2.064" oh 2.350" od 1 id groove	1	08-16	AE	10264-79303
E249	Differential, assembly (final drive)	4 pin 24T id 2.393" takes 42T sun gear	1	08-10	AE	10264-79503
E249	Differential, assembly (final drive)	4 pin 29T id 1.997" takes 31T sun gear	1	08-16	AE	10264-79603
F253	Gear, differential ring (final drive)	89T 1.359" thick 15 case lugs	1	08-10	AE	10264-79803
F255	Pin, park pawl	.317" thick	1	08-10	AE	10264-80103
F256	Spring, park pawl	.297" oh from middle of spring	1	08-10	AE	10264-80203
F257	Pawl, park	.354" thick 4.174" ol	1	08-10	AE	10264-80303
F260	Baffle, front differential (plastic)	casting #24246165	1	08-10	AE	10264-80603
F261	Baffle, rear differential (plastic)	stamped T40/T45 casting #24240156	1	08-10	24239618	10264-80703
F262	Scoop, drive link lube	plastic	1	08-10	24242926	10264-80803
F265	Vent, case (fill cap)	fill cap	1	08-10	n/a	10264-81004
F267	Guide, actuator	6T40E/6T45E	1	08-10	AE	10264-81103
F268	Actuator, park (rod)	6.250" length	1	08-10	AE	10264-81203
F270	Valve, fluid control	casting #PA66-GF33	1	08-10	AE	10264-81503
F277	Spring, detent	4.646" length	1	08-10	AE	10264-81803
E249	Differential, assembly (final drive)	4 pin 29T id 2.393" takes 31T sun gear	1	51-51	AE	10264-79603
<b>DRIVE CHAINS</b>						
A200	Chain, drive 1" wide 40 links	1 blue link	1	09-16	HV504	10264-72304
A200	Chain, drive 2.250" wide 40 links	3 blue links	1	09-16	HV503	10325-72304
<b>ELECTRICAL COMPONENTS</b>						
F280	Solenoid, with TCM assembly	6T40E/6T45E	1	08-10	n/a	10264-85104
F290	Switch, range inhibitor, 6-pin	neutral start switch (MLPS) green connector	1	08-10	n/a	10264-85204
F294	Sensor, 2 pin plug	(input speed)	1	08-10	24205045	10264-85304
F300	Sensor (9 1/2" length 3 wires)	2 pin plug (output speed)	1	08-10	24259852	10264-85404
<b>SPRAGS</b>						
B305	Sprag 48T inner 33T middl	low/reverse 10 case lugs	1	08-10	n/a	10264-94104
B305	Sprag, 48T inner 33T middle	low/reverse 10 case lugs	1	08-10	AE	10264-94103
<b>BONDED PISTONS</b>						
B310	Piston, bonded rubber .504" oh	1st/2nd/3rd/4th clutch casting #24243623	1	08-10	7T4Z-7A262-A	10264-96204
B312	Piston, bonded rubber.442" oh 8.149" od	low/reverse clutch casting #24257110	1	08-10	7T4Z-7D402-A	10264-96404
D315	Piston, bonded rubber .589	4th/6th clutch	1	08-10	7T4Z-7H360-A	10264-96604
D318	Piston, bonded rubber	reverse clutch	1	08-10	7T4Z-7A262-B	10264-96904
D320	Piston, bonded rubber 7.838" od 7.294" id	2nd/6th clutch casting #20121129	1	08-10	7T4Z-7E005-A	10264-97504









6T70E  
10153-



ILL	DESCRIPTION	QTY	YEAR	REFERENCE #	PART #
<b>TECHNICAL MANUALS</b>					
K53	Tech manual 6T75/6F55 dis/assembly	1	07-10	n/a	010-329
<b>REBUILDER KITS</b>					
K5	Master kit w/steels	1	07-12	APC-196903	10153-11004
K5	Master kit w/steels	1	07-12	AE	10153-11104
K6	Master kit w/o steels	1	07-12	AE	10153-12004
K6	Master kit w/o steels	1	07-12	AE	10153-12104
K7	O/H gasket set w/seal-rings	1	07-12	DP2521	10153-13004
K7	O/H gasket set w/seal-rings	1	07-12	DP2520	10153-13104
n/i	Kit, valve body gaskets	1	07-12	FDB-4826	10153-16004
<b>VALVE BODY KITS</b>					
K15	Shift Kit® (improves TCC stability)	1	07-13	SK®6T70	10153-17009
K15	Kit, repair pressure switch	1	07-16	PSR-5	10150-17209
<b>GASKETS AND RUBBER COMPONENTS</b>					
G1	Gasket, valve body cover (molded rubber)	1	07-10	B33373	10153-20004
A5	Gasket, bonded rubber	1	07-16	n/a	15153-28004
D7	D'ring (orange strip)	1	07-10	n/a	15153-21504
D8	D'ring	1	07-10	n/a	15153-21604
D9	D'ring	1	07-10	n/a	15153-21704
D10	D'ring	1	07-10	n/a	15153-21804
D11	D'ring	1	07-10	n/a	15153-21904
D12	D'ring (orange strip)	1	07-10	n/a	15153-22004
E14	Gasket, end cover (metal)	1	07-10	B10381	15153-28204
E15	O'ring	1	07-10	n/a	15153-22504
G18	O'ring	1	07-10	n/a	15153-22904
G17	Seal, boot	1	07-10	n/a	15153-22804
G21	O'ring	1	07-10	n/a	10153-23004
G22	Gasket, solenoid body (plastic w/screens)	1	07-10	n/a	15153-23804
G23	Seal, solenoid body	1	07-10	n/a	15153-23104
n/i	Seal, round rubber	1	07-10	n/a	15153-23904
n/i	Seal, flat plastic	1	07-10	n/a	15153-24004
n/i	O'ring	1	07-10	n/a	15153-24104
<b>METAL CLAD SEALS</b>					
A29	Seal, metal clad	1	07-10	n/a	10153-30704
A30	Seal, metal clad	1	07-10	n/a	10153-30404
F31	Seal, metal clad	1	07-10	n/a	15153-30504
F32	Seal, metal clad	1	07-10	n/a	15153-30504
G33	Seal, metal clad	1	07-12	24234254	10153-30604
G34	Seal, metal clad	1	07-16	24223980	10153-30104
G35	Seal, metal clad	1	07-10	n/a	10153-30804
G36	Seal, metal clad	1	07-12	24234257	10153-30304
G37	Seal, metal clad	1	07-10	8654709	51202A
G38	Seal, metal clad	1	07-10	n/a	10153-30904
<b>SEALING RINGS</b>					
K10	Kit, sealing ring	1	07-12	FDB-3520	15153-31504
A40	Sealing ring (teflon solid)	1	07-12	n/a	15153-33204
E41	Sealing ring (teflon solid)	1	07-12	n/a	15153-33404
<b>CLUTCH PLATES</b>					
A50	Steel, waved .049" 6.900" id 12T	1	07-10	24259063	10153-40604
A51	Steel .083" 6.900" id 12T	2	07-10	24223728	15153-37504
A53	Friction .064" 8.200" od 36T	2	07-10	24238272	15153-35104
A54	Steel .067" 7.750" id 10T	3	07-10	24223699	15153-37604
A55	Friction .067" 8.663" od 48T	4	07-10	24223700	15153-35204

ILL	DESCRIPTION		QTY	YEAR	REFERENCE #	PART #
<b>CLUTCH PLATES (CONTINUED)</b>						
A56	Steel, waved .155" 7.750" 10T	low/reverse clutch	1	07-10	24259817	15153-40704
B58	Friction .062" 8.234" od 36T	2nd/6th clutch	3	07-10	24238273	15153-35304
B59	Steel .117" 7.194" id 5T	2nd/6th clutch	3	07-10	24223706	15153-37704
B61	Steel, waved .052" 7.300" 5T	2nd/6th clutch	1	07-10	24259816	10153-40804
C63	Friction .062" 5.628" id 36T (external T)	3rd/5th/reverse clutch	4	07-10	24238954	15153-35404
C64	Steel .115" 6.588" od 36T (internal T)	3rd/5th/reverse clutch	4	07-10	24223812	15153-37804
C66	Steel, waved .051" 6.588" od 36T (inter T)	3rd/5th/reverse clutch	1	07-10	24254103	10153-40904
C68	Friction .062" 4.759" od 24T	4th/5th/6th clutch	6	07-10	24236490	15153-35504
C69	Steel .068" 3.929" id 36T	4th/5th/6th clutch	6	07-10	24223699	15153-37904
<b>PRESSURE PLATES</b>						
A76	Pressure plate .192" 7.750" id 10T	low/reverse clutch (apply)	1	07-10	AE	15153-41603
B78	Pressure plate .253" 7.250" id 5T	2nd/6th clutch	1	07-10	AE	15153-42103
C79	PP .254" 6.558" od 36T (internal step)	3rd/5th/reverse clutch	1	07-10	AE	15153-43003
C81	PP .259" 3.919" id 36T (stepped)	4th/5th/6th clutch	1	07-10	AE	15153-42503
<b>FILTERS</b>						
n/i	Filter	6T70E/6T75E	1	07-10	24238773	10153-45004
<b>BUSHINGS</b>						
K13	Kit, bushing	bushing kit	1	07-10	OMT-134500	15153-50004
A90	Bushing, babbit	turbine shaft to transfer support	1	07-10	n/a	15153-50804
A91	Bushing, babbit	front transfer drive hub	1	07-10	n/a	15153-51004
A92	Bushing, teflon coated	rear transfer drive hub	1	07-10	n/a	15153-51104
B93	Bushing, babbit	output sun gear shell	1	07-10	n/a	15153-51504
B95	Bushing, babbit	reaction sun gear shell	1	07-10	n/a	15153-51804
C96	Bushing, teflon coated	front 4/5/6th clutch hub	1	07-10	n/a	15153-52004
D99	Bushing, babbit	3/5/reverse/4/5/6 clutch	1	07-10	n/a	15153-52504
<b>WASHERS/BEARINGS/RACES/SHIMS</b>						
K12	Kit, thrust bearing	thrust bearing kit	1	07-10	AE	15153-55104
A109	Washer .064" 2.481" od 1 tab (plastic)	case half to drive gear	1	07-10	n/a	15153-56104
A110	Washer .094" 2.477" od 3 tabs (plastic)	pump drive to drive support	1	07-10	n/a	15153-56204
A113	Bearing, ball type	transfer gear	1	07-10	n/a	15153-56504
A116	TB .127" 2.033" od (inner lip)	transfer hub to transfer drive hub	1	07-10	n/a	15153-56704
A117	TB .127" 2.033" od (inner lip)	transfer hub to output sun gear/shell	1	07-10	n/a	15153-56704
B118	Bearing, thrust .182" 3.342" od	output shaft planetary to input planetary	1	07-10	n/a	15153-56804
B119	TB .117" 2.197" od (outer flange)	input sun gear to output planetary	1	07-10	n/a	15153-56904
B120	TB .173" 2.310" od (inner flange)	input sun gear to reaction planetary	1	07-10	n/a	15153-57004
B121	TB .112" 2.900" od (inner lip)	input planetary to reaction planetary	1	07-10	n/a	15153-57104
B123	TB .130" 2.036" od (inner lip)	4/5/6 clutch hub to reaction sun shell	1	07-10	n/a	15153-57504
C125	TB .130" 2.028" od (inner lip)	4/5/6 clutch hub to clutch housing	1	07-10	n/a	15153-57604
E126	TB .142" 2.868" od (3 outer tabs)	3/5/reverse/4/5/6 housing to case	1	07-10	n/a	15153-57904
F128	Bearing, cup/cone	pinion gear	1	07-10	322/321	15153-58504
F130	Bearing, cup/cone	pinion gear	1	07-10	322/321	15153-58504
F134	Bearing, cup/cone	front differential	1	07-10	NP26679	15153-58604
F136	Bearing, cup/cone	rear differential	1	07-10	n/a	15153-58704
G139	Washer .118" 2.231" od (1 long tab)	pump driven gear to case	1	07-10	n/a	15153-59204
n/i	Shim .025" 3.541" od	rear differential bearing	1	07-10	n/a	15153-59004
<b>SNAP RINGS</b>						
A145	Snap ring .085" 6.050" od (w/taper)	bearing to transfer drive gear (taper up)	1	07-10	n/a	15153-62103
A146	Snap ring .057" 7.750" od	1/2/3/4 retainer	1	07-10	n/a	15153-62303
A147	Snap ring .118" 9.434" od	low/reverse sprag to case	1	07-10	n/a	15153-62403
B148	Snap ring .069" 5.783" od	output planetary to shell	1	07-10	n/a	15153-62503
B149	Snap ring .079" 6.450" od	ring gear to shell	1	07-10	n/a	15153-62703
B150	Snap ring .069" 5.303" od	ring gear to input planetary	1	07-10	n/a	15153-63003
B151	Snap ring .079" 5.570" od	ring gear to reaction planetary	1	07-10	n/a	15153-63403

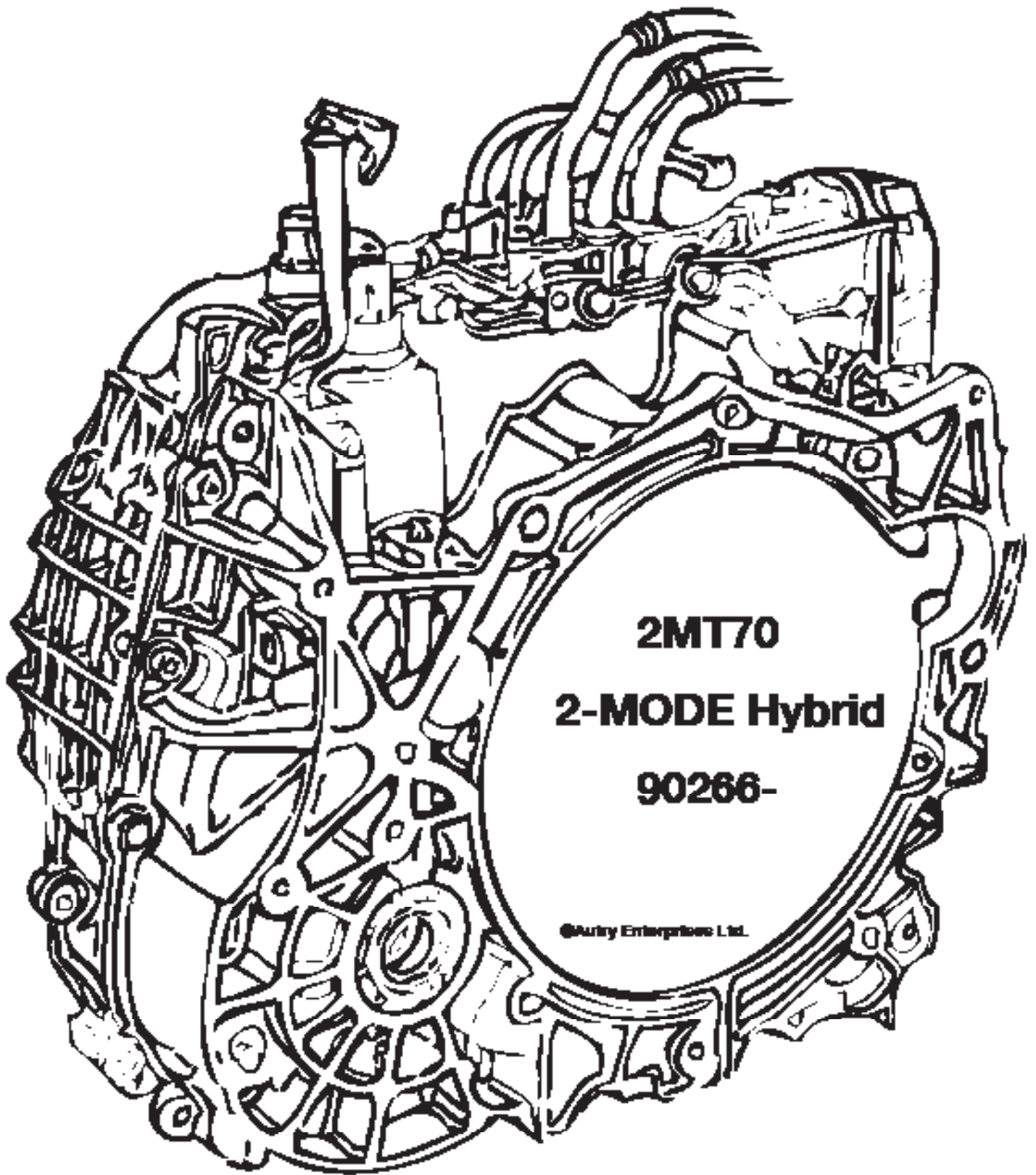
ILL	DESCRIPTION	QTY	YEAR	REFERENCE #	PART #
<b>SNAP RINGS (CONTINUED)</b>					
C153	Snap ring .060" 5.449" od clutch housing to pressure plate	1	07-10	n/a	15153-63603
C154	Snap ring .059" 5.201" od 4/5/6 pressure plate	1	07-10	n/a	15153-63803
D155	Snap ring .059" 2.665" od 4/5/6 spring retainer	1	07-10	n/a	15153-64003
D156	Snap ring .059" 5.027" od reluctor housing	1	07-10	n/a	15153-64203
E157	Snap ring .057" 10.050" od low/reverse retainer	1	07-10	n/a	15153-64603
E158	Snap ring .059" 6.402" od 2/6 retainer	1	07-10	n/a	15153-64903
F160	Snap ring .062" 1.562" id (tru-ark type) transfer gear to pinion shaft	1	07-10	n/a	15153-65203
<b>PUMP PARTS AND PUMPS</b>					
G163	Pump assembly casting #070240909	1	07-10	AE	15153-67003
n/i	Seal, round rubber slide to housing	1	07-10	n/a	15153-23904
n/i	Seal, flat plastic slide to housing	1	07-10	n/a	15153-24004
n/i	Ring, pump vanes separator 6T70E/6T75E	2	07-10	n/a	15153-32004
n/i	Sealing ring (solid cast iron) slide to housing	1	07-10	n/a	15153-32204
n/i	Vanes, pump 6T70E/6T75E	7	07-10	n/a	15153-70104
n/i	Slide, pump 6T70E/6T75E	1	07-10	n/a	15153-70304
n/i	Rotor, pump 6T70E/6T75E	1	07-10	n/a	15153-70504
n/i	Shaft, pump 6T70E/6T75E	1	07-10	n/a	15153-70704
n/i	Bushing, oil pump shaft (teflon coated) 6T70E/6T75E	1	07-10	n/a	15153-53004
n/i	Washer, spacer oil pump shaft to bearing	1	07-10	n/a	15153-60404
n/i	Bearing, caged type w/seal oil pump shaft	1	07-10	n/a	15153-60704
<b>HARD PARTS</b>					
A165	Gear, pump drive 37T 6T70E/6T75E	1	07-10	n/a	15153-72103
A166	Chain, pump drive .204" width 42 links 6T70E/6T75E	1	07-10	n/a	15153-72504
A167	Support, transfer drive gear 6T70E/6T75E	1	07-10	n/a	15153-72803
A170	Rack, tube 6T70E/6T75E	1	07-10	n/a	15153-73103
A171	Gear, transfer drive 69T casting #06346 TC02A 032714	1	07-10	24224016	15153-73303
A172	Nut, spanner type bearing to drive support	1	07-10	n/a	15153-73503
A173	Hub, transfer drive gear 6T70E/6T75E	1	07-10	n/a	15153-73703
A175	Spring, return (diaphragm type) 1/2/3/4 clutch	1	07-10	n/a	15153-74003
B176	Gear, output sun w/shell clutch hub for 1/2/3/4 clutch brake	1	07-10	n/a	15153-74203
B177	Hub, drive shell drive for output planetary/input ring gear	1	07-10	n/a	15153-74503
B178	Planetary, output 5 pinion gears 29T 54 drive lugs 46 splines	1	07-10	24246137	15153-74703
B179	Gear, ring output planetary 98T 18 drive lugs	1	07-10	n/a	15153-75003
B180	Gear, sun input planetary 41T 32 splines (groove looks up)	1	07-10	n/a	15153-75203
B181	Gear, ring input planetary 99T 6T70E/6T75E	1	07-10	n/a	15153-75403
B183	Planetary, input 4 pinion gears 24T 99 drive teeth	1	07-10	24232947	15153-75703
B184	Gear, ring reaction planetary 12 drive lugs	1	07-10	n/a	15153-75903
B185	Planetary, reaction 3 pinion gears 32T 12 connecting lugs 3 set of 8 drive lugs	1	07-10	n/a	15153-76303
C186	Gear, sun reaction w/shell 34T 2/6 clutch hub	1	07-10	24256292	15153-76503
C187	Hub, 4/5/6 clutch hub 3.19" oh 24 clutch teeth 45 splines	1	07-10	24245787	15153-76703
D188	Retainer, w/springs 4/5/6 clutch	1	07-10	n/a	15153-76903
D189	Piston, 4/5/6 clutch (aluminum) 4/5/6 clutch	1	07-10	n/a	15153-77103
D191	Housing, 3/5/reverse w/shaft 12.770 oh bottom edge of SR groove to to edge 1.188"	1	07-10	24223798	10153-77504
D191	Housing, 3/5/reverse w/shaft 12.770 oh bottom edge of SR groove to to edge 1.188"	1	07-10	24223798	10153-77503
D192	Retainer, w/springs 4/5/6 clutch	1	07-10	n/a	15153-77703
D193	Housing, 4/5/6 clutch input reluctor wheel 36T	1	07-10	n/a	15153-77903
E195	Spring, return (diaphragm type) low/reverse clutch	1	07-10	n/a	15153-78103
E196	Spring, retainer 2/6 clutch	1	07-10	AE	15153-78303
E197	Hub, housing support oil delivery sleeve	1	07-10	n/a	15153-78503
E198	Housing, end low/reverse piston housing	1	07-10	24236696	15153-78903
F199	Tube, lube 6.993" length 6T70E/6T75E	1	07-10	n/a	15153-79003
F200	Gear, transfer driven 68T 34 splines 6T70E/6T75E	1	07-10	n/a	15153-79103
F201	Gear, pinion w/shaft 6T70E/6T75E	1	07-10	n/a	10153-79303

# 6T70E•6T75E

6T70E•6T75E

ILL	DESCRIPTION		QTY	YEAR	REFERENCE #	PART #
<b>HARD PARTS (CONTINUED)</b>						
F203	Gear, park 12 lugs	34 splines	1	07-10	n/a	15153-79603
F204	Differential assembly w/spider gears	2WD	1	07-10	n/a	10153-80003
F204	Differential assembly w/spider gears (AWD)	4WD	1	07-10	n/a	10153-80103
F205	Gear, ring differential	6T70E/6T75E	1	07-10	n/a	10153-80503
G206	Housing, front case half	6T70E/6T75E	1	07-10	n/a	10153-80703
G207	Baffle, differential	6T70E/6T75E	1	07-10	n/a	15153-80903
G208	Sprocket, pump driven 37T	6T70E/6T75E	1	07-10	n/a	15153-81003
G209	Baffle, oil	6T70E/6T75E	1	07-10	n/a	15153-81203
G212	Housing, main case half	6T70E/6T75E	1	07-10	n/a	10153-81503
G215	Pan, side (plastic)	6T70E/6T75E	1	07-10	n/a	15153-82403
n/i	Bracket, park rod guide	6T70E/6T75E	1	07-10	n/a	15153-82503
n/i	Spring, detent w/roller	6T70E/6T75E	1	07-10	n/a	15153-82603
n/i	Rod, park	6T70E/6T75E	1	07-10	n/a	15153-82703
n/i	Lever, shift	6T70E/6T75E	1	07-10	n/a	10153-82803
n/i	Bracket, park rod	6T70E/6T75E	1	07-10	n/a	15153-82903
n/i	Pin, park rod bracket	6T70E/6T75E	2	07-10	n/a	15153-83003
n.i	Pawl, park	6T70E/6T75E	1	07-10	n/a	15153-83103
n/i	Spring, park pawl	6T70E/6T75E	1	07-10	n/a	15153-83203
n/i	Pin, park pawl	6T70E/6T75E	1	07-10	n/a	15153-83303
n/i	Plate, upper valve body (bonded gaskets)	6T70E/6T75E	1	07-10	n/a	10153-83503
n/i	Plate, lower valve body (bonded gaskets)	6T70E/6T75E	1	07-10	n/a	10153-83803
<b>ELECTRICAL COMPONENTS</b>						
E220	Sensor,	input speed	1	07-10	24247569	10153-85004
G221	Switch, (shift shaft)	neutral start switch (MSLP)	1	07-10	24239240	10153-85104
G222	Sensor,	output speed	1	07-10	24256878	10153-85304
G224	Solenoids, assembly	6T70E/6T75E	1	07-10	24267181	10153-85504
<b>SPRAGS</b>						
A230	Sprag (pressure plate)	low/rev (also 1st/2nd/3rd/4th press plate)	1	07-10	AE	15153-94003
<b>BONDED PISTONS</b>						
A240	Piston, bonded rubber	1st/2nd/3rd/4th clutch	1	07-10	24223723	15153-96104
D241	Piston, bonded rubber	4th/5th/6th clutch retainer	1	07-10	24231514	15153-96404
D243	Piston, balance bonded rubber	3rd/5th/reverse clutch	1	07-10	24223804	15153-96604
E244	Piston, bonded rubber	low/reverse clutch	1	07-10	24223884	15153-96804
E245	Piston, bonded rubber	2nd/6th clutch	1	07-10	24223887	15153-97104
<b>NOTES</b>						



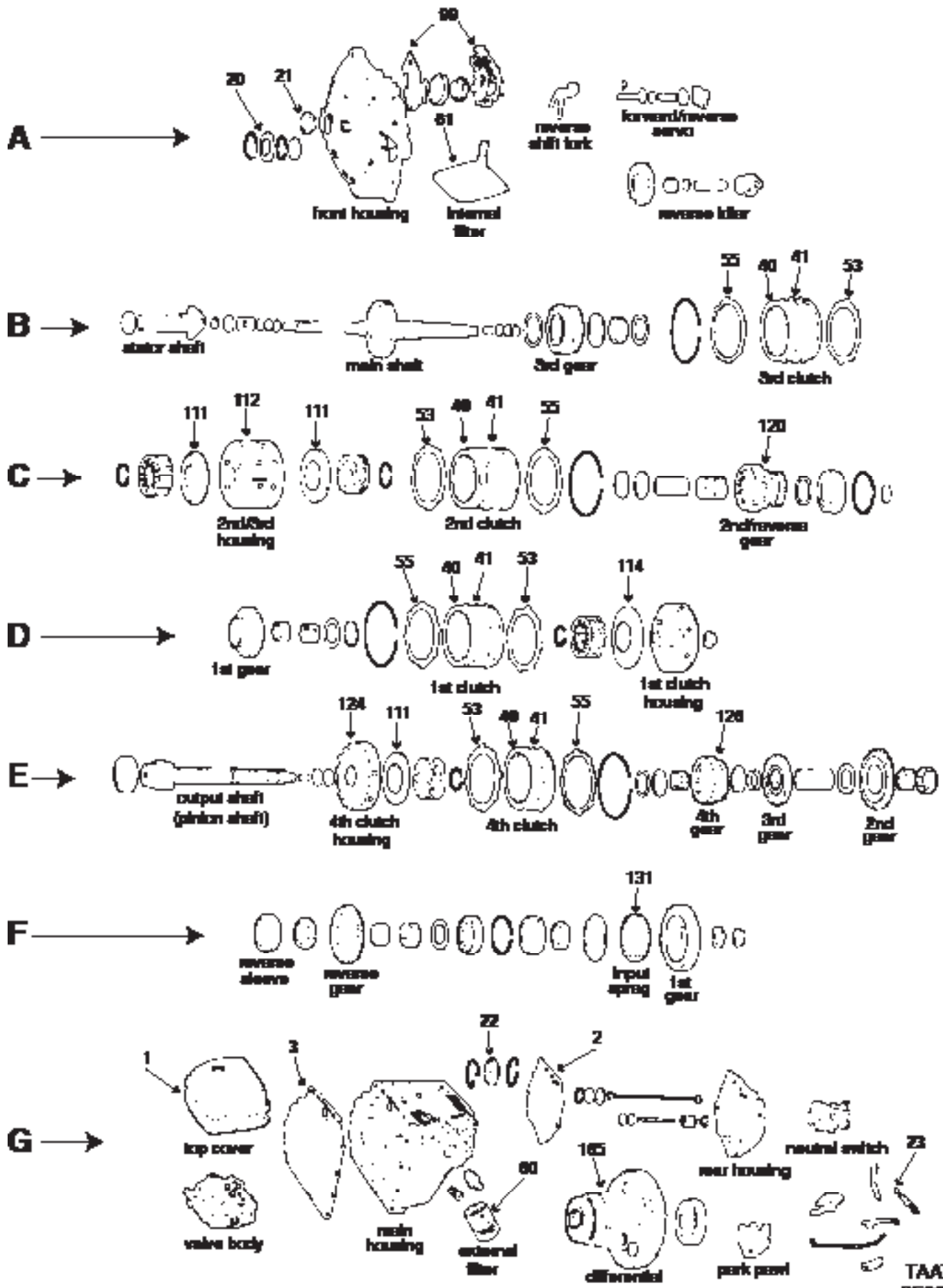




2MT70•2-MODE• AHS-F (Hybrid)

2MT70•2-MODE•AHS-F

ILL	DESCRIPTION		QTY	YEAR	REFERENCE #	PART #
<b>REBUILDER KITS</b>						
K5	Master kit w/steels	2MT70 2 Mode Hybrid	1	09-10	AE	90266-11104
K6	Master kit w/o steels	2MT70 2 Mode Hybrid	1	09-10	AE	90266-12104
K7	O/H gasket set w/seals-rings	2MT70 2 Mode Hybrid	1	09-10	AE	90266-13104
<b>NOTES</b>						

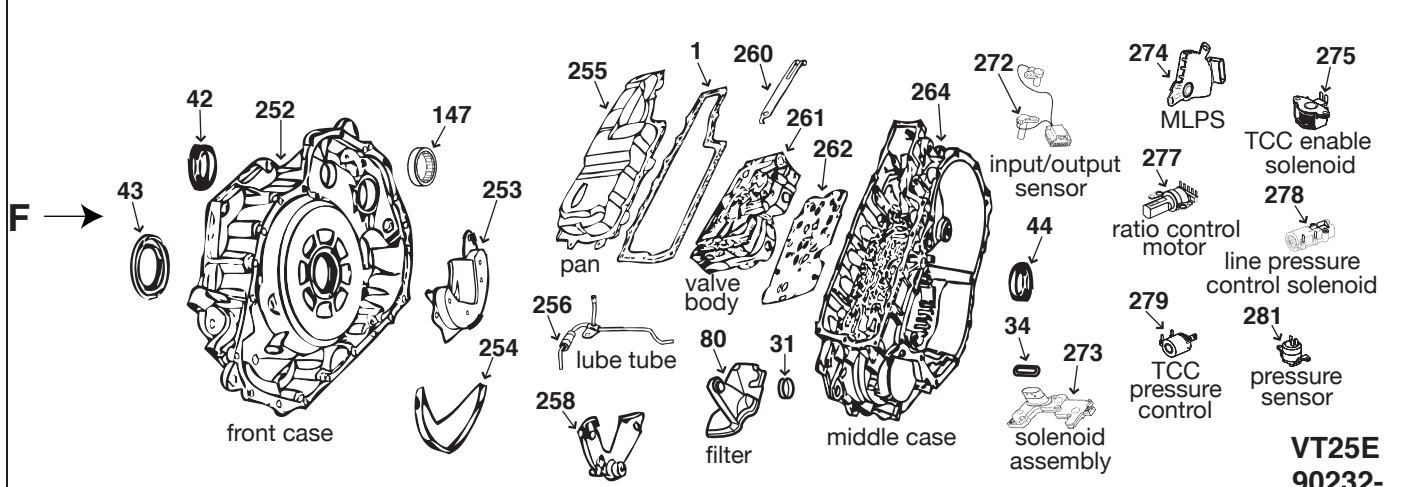
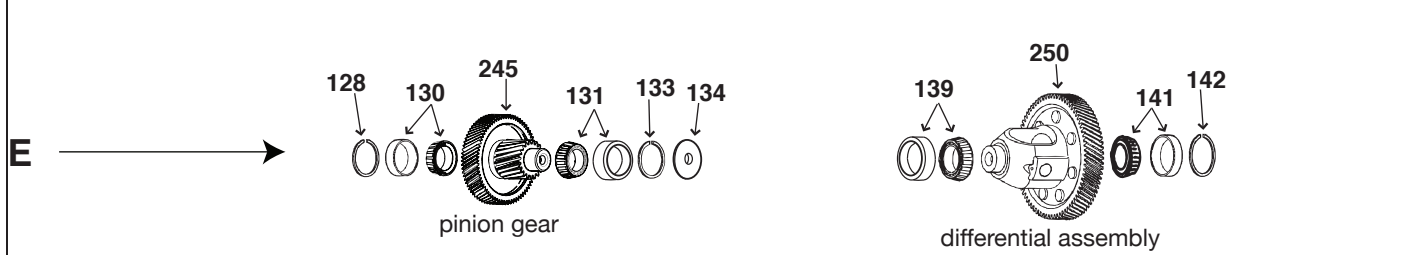
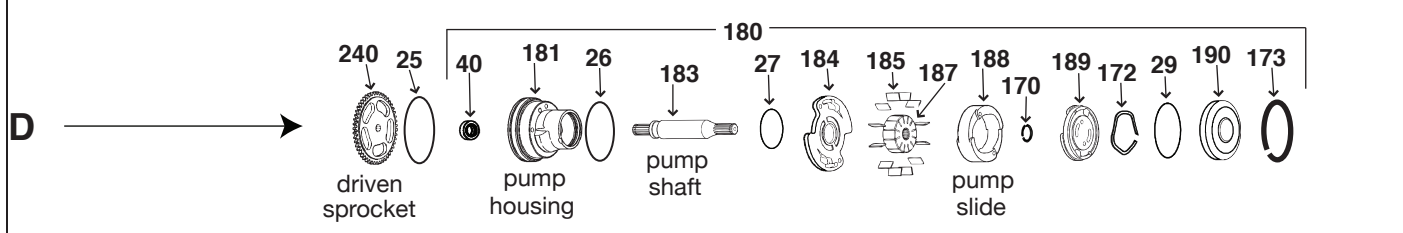
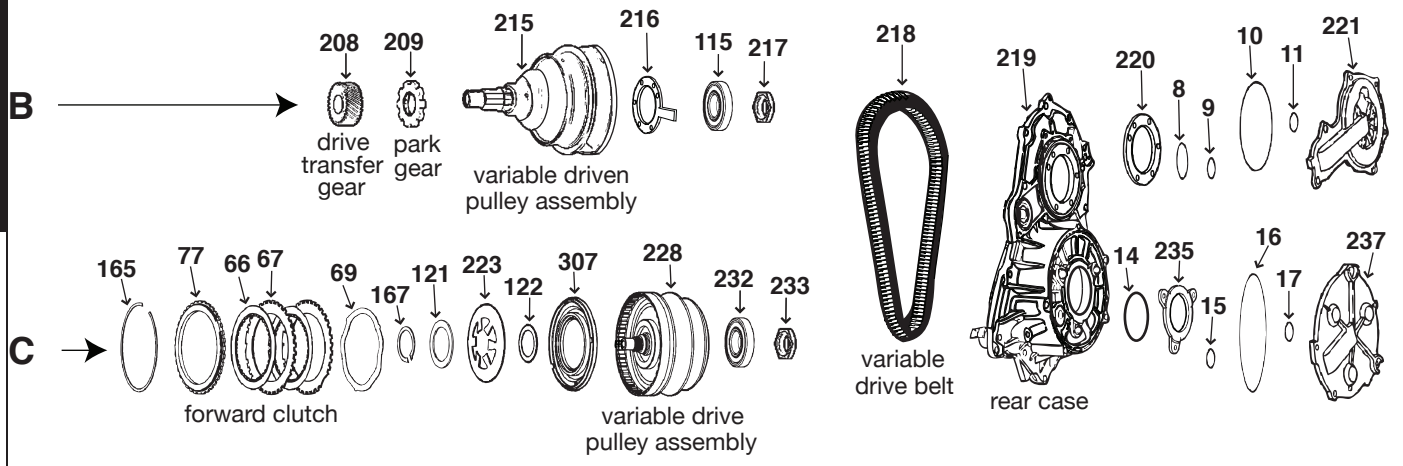
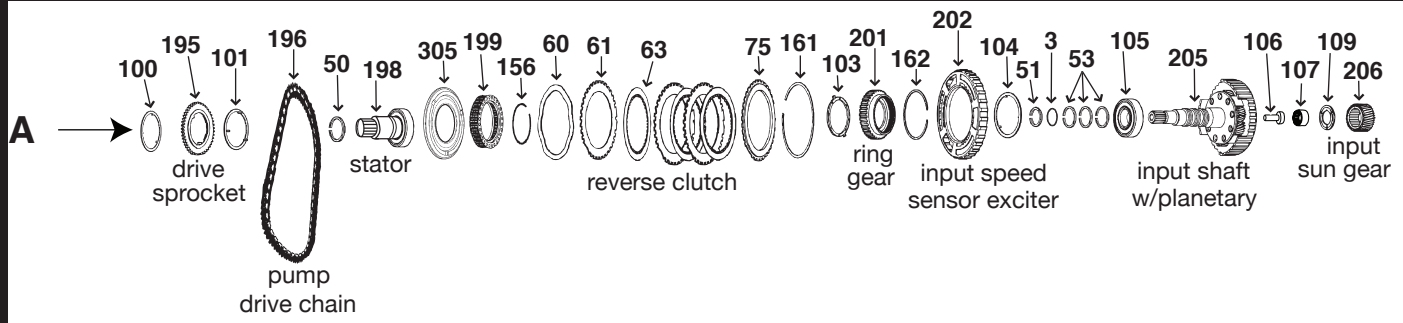


TAAT 95000

ILL	DESCRIPTION		QTY	YEAR	REFERENCE #	PART #
<b>TECHNICAL MANUALS</b>						
K53	Tech manual TAAT dis/assembly	diagnosis/troubleshooting	1	91-02	TAAT	010-463
<b>REBUILDER KITS</b>						
K5	Master kit w/steels	TAAT	1	91-02	AE	K9500
K7	O/H gasket set w/seals-rings	w/pistons	1	91-02	AE	K95900
K7	O/H gasket set w/seals-rings	w/o pistons	1	91-02	AE	K95900A
<b>GASKETS AND RUBBER COMPONENTS</b>						
G1	Gasket	top cover (valve body cover)	1	91-96	21001683	13017X
G1	Gasket (molded rubber)	top cover (valve body cover)	1	97-02	21003202	13017R
G2	Gasket	main housing to rear housing	1	91-02	21001684	13019
G3	Gasket	front housing to main housing	1	91-02	21002265	13020
n/i	Gasket, valve body	upper and lower	2	91-92	21002527	13872
n/i	Gasket, valve body	upper and lower	2	92-96	21002390	13873
n/i	Gasket, valve body	upper and lower	2	97-02	21003530	13874
n/i	O'ring	converter hub	1	91-02	21001665	23040
n/i	O'ring	filler tube	1	91-02	21002508	3290L
n/i	O'ring	turbine shaft	1	91-02	21001996	23019
n/i	O'ring	pump to case	1	91-02	21002502	23016
n/i	Seal	solenoid connector to valve body cover	1	91-02		23466
<b>METAL CLAD SEALS</b>						
A20	Seal, metal clad	pump	1	91-02	21002741	95151
A21	Seal, metal clad	right axle (converter side)	1	91-02	21002669	95152
G22	Seal, metal clad	left axle (case side)	1	91-02	21002670	95153
G23	Seal, metal clad	manual lever shaft	1	91-93	21002778	95154
G23	Seal, metal clad	manual lever shaft	1	94-02	21002853	95156
n/i	Seal, metal clad	output shaft	1	91-02	21001662	95155
<b>SEALING RINGS</b>						
K10	Kit, sealing ring - complete	TAAT	1	91-02	AE	K95903
<b>CLUTCH PLATES</b>						
B40	Friction .061" 4.486" od 36T	3rd clutch (1 sided internal teeth)	4	91-02	21002870	95103
B41	Friction .061" 3.490" id 8T	3rd clutch (1 sided external teeth)	3	91-02	21002871	95100
C40	Friction .061" 4.486" od 36T	2nd clutch (1 sided internal teeth)	5	91-02	21002870	95103
C41	Friction .061" 3.490" id 8T	2nd clutch (1 sided external teeth)	4	91-02	21002871	95100
D40	Friction .061" 4.486" od 36T	1st clutch (1 sided internal teeth)	3	91-02	21002870	95103
D41	Friction .061" 3.490" id 8T	1st clutch (1 sided external teeth)	2	91-02	21002871	95100
E40	Friction .061" 4.486" od 36T	4th clutch (1 sided internal teeth)	3	91-02	21002870	95103
E41	Friction .061" 3.490" id 8T	4th clutch (1 sided external teeth)	2	91-02	21002871	95100
n/i	Plate, cushion	1st/4th clutch	ar	91-02	AE	95105-R
<b>PRESSURE PLATES</b>						
B53	Pressure plate .130" 3.490" id 8T	3rd clutch apply (1 sided external teeth)	1	91-02	21002567	95714
B55	Pressure plate	3rd clutch (stepped backing)	1	91-02	21001597	95715-R
C53	Pressure plate .130" 3.490" id 8T	2nd clutch apply (1 sided external teeth)	1	91-02	21003173	95714
C55	Pressure plate	2nd clutch (stepped backing)	1	91-02	21001597	95715-R
D53	Pressure plate .130" 3.490" id 8T	1st clutch apply (1 sided external teeth)	1	91-02	21002581	95714
D55	Pressure plate	1st clutch (stepped backing)	1	91-02	21001597	95715-R
E53	Pressure plate .130" 3.490" id 8T	4th clutch apply (1 sided external teeth)	1	91-02	21002567	95714
E55	Pressure plate	4th clutch (stepped backing)	1	91-02	21001597	95715-R
<b>FILTERS</b>						
G60	Filter, spin on	external	1	91-02	21002303	95711
A61	Filter, internal	disassembly required	1	91-02	21002346	95710
n/i	Screen, solenoid - large	TAAT	1	91-02	21002096	95713
n/i	Screen, solenoid - small	TAAT	1	91-02	21002151	95712
<b>WASHERS/BEARINGS/RACES/SHIMS</b>						
K14	Kit, thrust washer	TAAT	1	91-02	AE	K95907



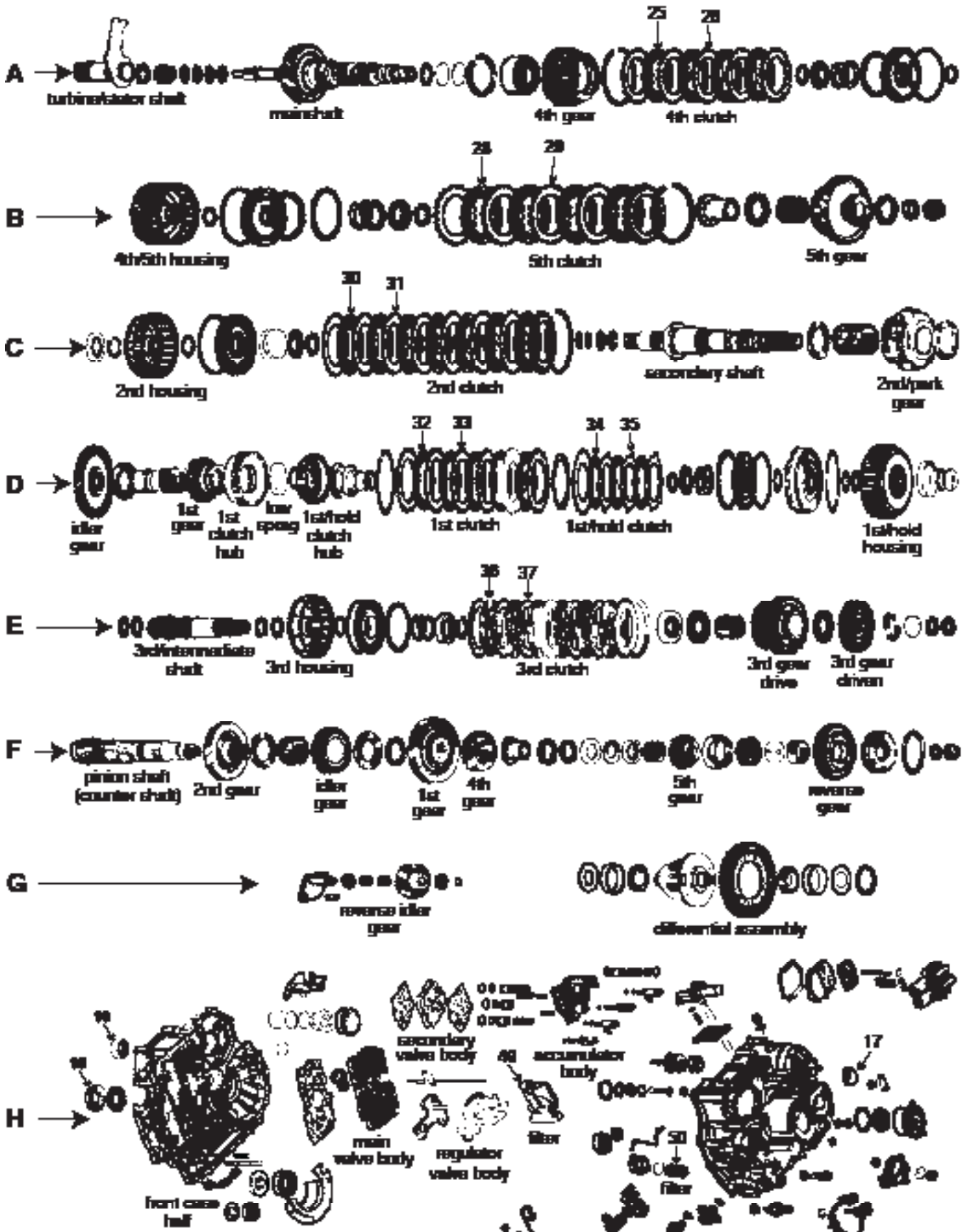




**VT25E  
90232-**

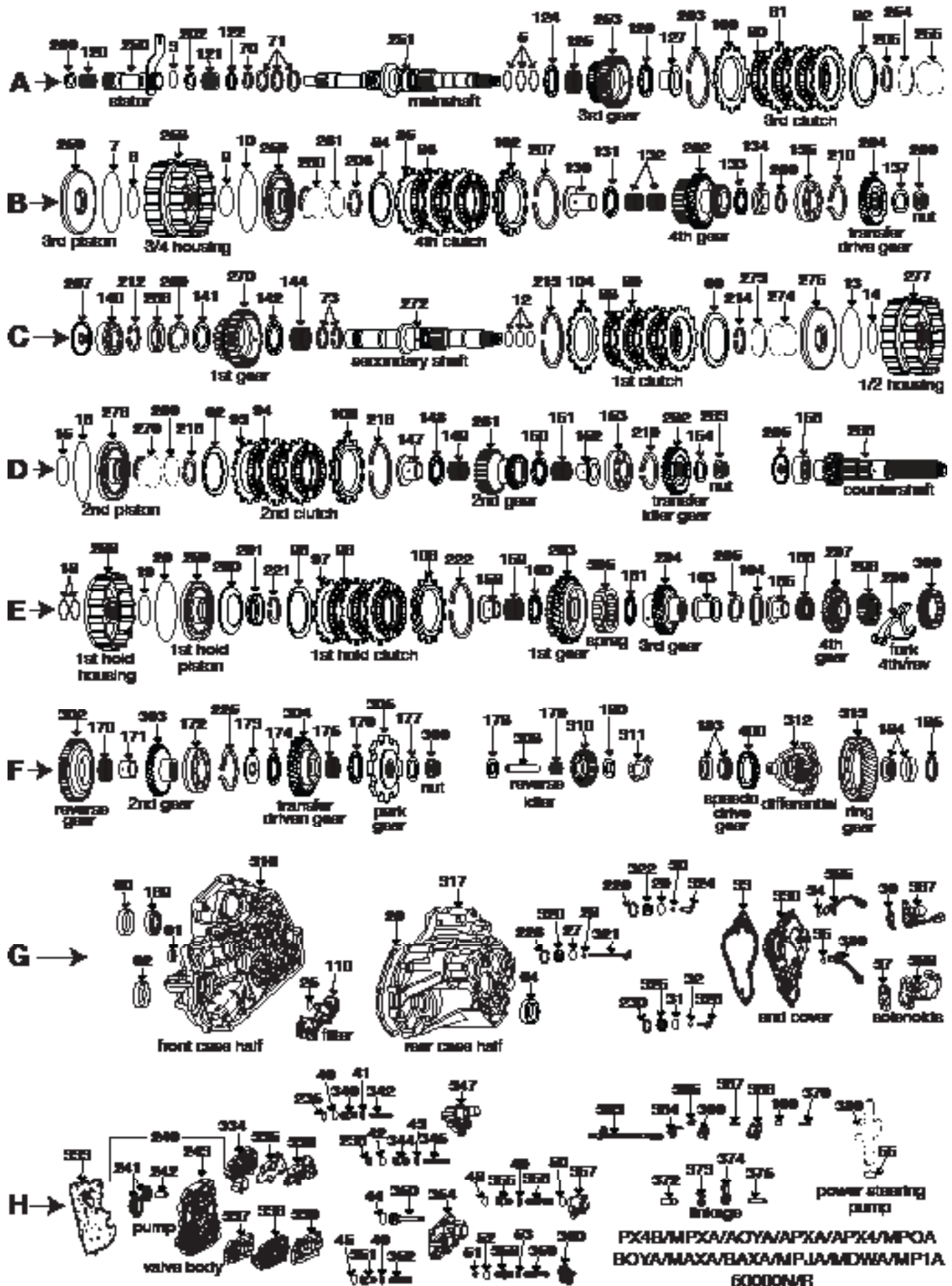


ILL	DESCRIPTION		QTY	YEAR	REFERENCE #	PART #
<b>TECHNICAL MANUALS</b>						
K53	Tech manual VT25-E dis/assembly	diagnosis/troubleshooting	1	02-05	n/a	010-331
<b>REBUILDER KITS</b>						
K5	Master kit w/steels	w/pistons	1	02-05	KP9500A	90232-11004
K5	Master kit w/steels	w/o pistons	1	02-05	KP9500AX	90232-11104
K6	Master kit w/o steels	w/pistons	1	02-05	KP9500A-W/O	90232-12004
K6	Master kit w/o steels	w/o pistons	1	02-05	KP9500AX-W/O	90232-12104
K7	O/H gasket set w/seals-rings	w/pistons	1	02-05	KP95900A	90232-13004
K7	O/H gasket set w/seals-rings	w/o pistons	1	02-05	KP95900AX	90232-13104
<b>GASKETS AND RUBBER COMPONENTS</b>						
F1	Gasket, pan (valve body cover)	molded rubber	1	02-05	24220201	90232-20004
<b>METAL CLAD SEALS</b>						
F42	Seal, metal clad	front	1	02-05	24211127	90232-30004
F43	Seal, metal clad	right axle	1	02-05	24211013	90232-30005
F44	Seal, metal clad	left axle	1	02-05	24211013	90232-30005
n/i	Seal, metal clad	output transfer unit	1	02-05	24235475	90232-30006
<b>SEALING RINGS</b>						
K10	Kit, sealing ring	sealing rings	1	02-05	K95901A	90232-31504
<b>CLUTCH PLATES</b>						
A60	Steel, waved	reverse clutch	1	02-05	n/a	90232-40803
A61	Friction .059" 5.055" od 32T (external T)	reverse clutch (1 sided)	3	02-05	24214073	90232-35403
A63	Friction .059" 6.140" od 36T (internal T)	reverse clutch (1 sided)	3	02-05	24214072	90232-35304
C66	Friction .059" 6.142" od 36T (internal T)	forward clutch (1 sided)	3	02-05	24214069	90232-35104
C67	Friction .059" 5.055" od 36T (external T)	forward clutch (1 sided)	3	02-05	24214070	90232-35204
C69	Steel, waved	forward clutch	1	02-05	n/a	90232-40703
<b>PRESSURE PLATES</b>						
A75	Pressure plate	reverse clutch	1	02-05	AE	90232-41403
C77	Pressure plate	input (forward) clutch	1	02-05	AE	90232-41103
<b>FILTERS</b>						
F80	Filter	VT25-E	1	02-05	24226576	90232-45004
<b>PUMP PARTS AND PUMPS</b>						
D180	Pump, assembly	pump	1	02-05	AE	90232-67003
<b>HARD PARTS</b>						
A195	Sprocket, pump drive	VT25-E/VTi	1	02-05	AE	90232-77103
A196	Chain, pump drive	VT25-E/VTi	1	02-05	AE	90232-77003
A199	Spring, return	reverse clutch	1	02-05	AE	90232-78903
B215	Pully, driven assembly	variable	1	02-05	AE	90232-75003
B218	Belt, variable drive	VT25-E/VTi	1	02-05	AE	90232-75203
C223	Spring, diaphragm type	forward clutch	1	02-05	AE	90232-74503
C228	Pully, drive assembly	variable	1	02-05	AE	90232-76503
D240	Sprocket, pump driven	VT25-E/VTi	1	02-05	AE	90232-77403
E250	Differential assembly	carrier	1	02-05	AE	90232-83003
<b>ELECTRICAL COMPONENTS</b>						
F272	Sensor	VT25-E/VTi (input/output)	2	02-05	24229640	90232-85004
F273	Solenoid assembly	VT25-E/VTi	1	02-05	n/a	90232-85104
F274	Switch, MLPS	neutral start	1	02-05	24214519	90232-85204
F275	Solenoid	VT25-E/VTi (lock-up/TCC enable)	1	02-05	n/a	90232-85304
F277	Switch, ratio control motor	VT25-E/VTi	1	02-05	n/a	90232-85504
F278	Solenoid	VT25-E/VTi (line pressure control)	1	02-05	n/a	90232-85604
F279	Solenoid	VT25-E/VTi (lock-up/TCC pressure control)	1	02-05	n/a	90232-85704
F281	Sensor	VT25-E/VTi (pressure)	1	02-05	n/a	90232-85904
<b>BONDED PISTONS</b>						
A305	Piston, bonded rubber	reverse clutch	1	02-05	24221565	90232-96204
C307	Piston, bonded rubber	forward clutch	1	02-05	24224346	90232-96104



MDRA/MJ7-8  
25173-90173-

ILL	DESCRIPTION		QTY	YEAR	REFERENCE #	PART #
<b>REBUILDER KITS</b>						
K5	Master kit w/steels	MDRA	1	04-07	172901	25166-11104
K6	Master kit w/o steels	MDRA	1	04-07	172901-LS	25166-12104
K7	O/H gasket set w/seals-rings	MDRA	1	04-07	2438	25166-13104
<b>METAL CLAD SEALS</b>						
H15	Seal, metal clad 46x70x8mm	front	1	04-07	B29604	50201B
H16	Seal, metal clad 35x54x8mm	right axle	1	04-07	91207-P7Z-003	50228
H17	Seal, metal clad 40x56x9mm	left axle	1	04-07	91205-P0X-005	50210
<b>CLUTCH PLATES</b>						
A25	Friction .076" 5.120" od 44T	4th clutch	4	04-07	22645-RDK-003	25166-35204
A26	Steel .079" 3.680" id 5.420" od 24T	4th clutch	4	04-07	172709-200	25166-37704
B28	Friction .076" 5.120" od 44T	5th clutch	4	04-07	22645-RDK-003	25166-35204
B29	Steel .079" 3.680" id 5.420" od 24T	5th clutch	4	04-07	172709-200	25166-37704
C30	Friction .076" 4.700" od 28T	2nd clutch	7	04-07	22545-RDX-013	25166-35104
C31	Steel .071" 3.390" id 4.955" od 24T	2nd clutch	7	04-07	146701-160	25166-37504
D32	Friction .076" 5.224" od 42/44T	1st clutch (low)	5	04-07	22544-PW-003	50141
D33	Steel .063" 4.070" id 5.440" od 24T	1st clutch (low)	5	04-07	146701-160	25171-37504
D34	Friction .076" 4.728" od 44T	low/hold clutch	3	04-07	22544-PX7-701	50105
D35	Steel .071" 3.677" id 5.445" od 6T	low/hold clutch	3	04-07	146703-180	25171-37704
E36	Friction .076" 5.300" od 42T	3rd clutch	5	04-07	22544-RDK-003	25166-35404
E37	Steel .079" 3.464" id 20T	3rd clutch	4	04-07	172707-200	25166-37604
<b>FILTERS</b>						
H49	Filter, oil screen	MDRA	1	04-07	25420-RDK-013	25166-45004
H50	Filter, cooler line (cartridge type)		1	04-07	25450-P4V-013	50711
<b>SNAP RINGS</b>						
n/i	Snap ring	3rd clutch	1	04-07	AE	25165-64104
<b>HARD PARTS</b>						
E	Retainer, spring	3rd clutch	1	04-07	AE	25165-78904
E	Kit, spring/retainer/snap ring	3rd clutch	1	04-07	AE	25165-79004
E	Spring, clutch return	3rd clutch	1	04-07	AE	25165-79104
<b>ELECTRICAL COMPONENTS</b>						
n/i	Solenoid, linear (dual w/housing)	pressure control	1	04-07	28250-RDK014	25166-85404
n/i	Switch, pressure (38 psi)	green connector (stepped body)	1	04-07	28600-P6H-003	15A-160
n/i	Switch, pressure (33 psi)	black connector (stepped body)	1	04-07	28600-P7Z-003	15A-161
n/i	Switch, pressure (27 psi)	beige connector (stepped body)	1	04-07	28600-P7W	15A-162
n/i	Switch, pressure (38 psi)	green connector (flat body)	1	04-07	28600-PRP-004	15A-163
n/i	Switch, pressure (27 psi)	beige connector (flat body)	1	04-07	28600-RAY-003	15A-164
n/i	Switch, pressure (33 psi)	gray connector (flat body)	1	04-07	28610-RAY-003	15A-165
n/i	Switch, pressure (29 psi)	yellow connector (flat body)	1	04-07	28600-RCP-003	15A-166
n/i	Switch, pressure (26 psi)	beige connector (stepped body)	1	04-07	28600-RKE-004	15A-167
n/i	Switch, pressure (40 psi)	green connector (stepped body)	1	04-07	28600-RCL-004	15A-168
n/i	Harness, wiring (external)	single/dual linear solenoid repair	1	04-07	350-0146	16A-305
n/i	Harness, wiring (external)	1 pin pressure switch repair	1	04-07	350-0147	16A-306
<b>NOTES</b>						



ILL	DESCRIPTION		QTY	YEAR	REFERENCE #	PART #
<b>TECHNICAL MANUALS</b>						
K53	Tech manual PX4B 3-shaft dis/assembly	diagnosis/troubleshooting	1	90-92	83-HDA3SFTTM	010-454
K53	Tech manual M6HA/BAXA dis/assembly	diagnosis/troubleshooting	1	97-02	83-M6HA/BAXA-TM	010-458
<b>REBUILDER KITS</b>						
K5	Master kit w/steels	MPZA	1	95-97	AE	K5000B
K5	Master kit w/steels	APXA-BOYA	1	90-97	AE	K5000N
K5	Master kit w/steels	BAXA/MAXA/M6HA/MDWA	1	97-02	AE	K5000R
K6	Master kit w/o steels	MPZA	1	95-97	AE	K5000B-LS
K6	Master kit w/o steels	APXA-BOYA	1	90-97	AE	K5000N-LS
K6	Master kit w/o steels	BAXA/MAXA/M6HA/MDWA	1	97-02	AE	K5000R-LS
K7	O/H gasket set w/seals-rings	MPZA	1	95-97	AE	K50900B
K7	O/H gasket set w/seals-rings	APXA-BOYA	1	90-97	AE	K50900N
K7	O/H gasket set w/seals-rings	BAXA/MAXA/M6HA/MDWA	1	97-02	AE	K50900R
<b>VALVE BODY KITS</b>						
K15	Kit, lube reduces hot converter problems	severe overheating	1	98-02	Honda-LK	Honda-LK
<b>METAL CLAD SEALS</b>						
G60	Seal, metal clad 35x68x5mm	converter housing front seal	1	90-02	91207-POX-003	50201
G61	Seal, metal clad 12x22x7mm	manual lever seal	1	90-02	91209-612-003	46202
G62	Seal, metal clad 40x56x9mm	axle bell housing	1	90-02	91206-PG2-005	50210
G62	Seal, metal clad 35x56x8mm	M6HA/MPJA/MDWA (axle bell housing)	1	95-98	91205-PX5-005	50211
G64	Seal, metal clad 40x66x8mm	all axle case	1	90-02	91206-PK4-003	50215
n/i	Seal, metal clad 9x18x7mm	throttle valve shaft	1	90-02	91201-PA9-005	50204
<b>SEALING RINGS</b>						
K10	Kit, sealing ring-metal	all	1	90-97	AE	K50300E
K10	Kit, sealing ring-teflon	all	1	97-02	AE	K50300J
A70	Ring, sealing-small-metal 29mm	mainshaft (all except below)	1	90-97	22814-PK4-003	50300E
A70	Ring, sealing-large-teflon 32mm	M6HA/MDWA (mainshaft)	1	97-01	22814-POX-003	50310
A70	Ring, sealing-small-teflon 29mm	BAXA/MAXA (mainshaft)	1	97-02	22815-PAX-005	50306
A71	Ring, sealing-large-metal 35mm	all mainshaft	3	90-96	22814-PF4-003	50300D
A71	Ring, sealing-large-teflon 35mm	MPOA/AOYA/MPJA (mainshaft)	3	97-97	22814-P4P-003	50307
A71	Ring, sealing-large-teflon 32mm	all mainshaft	3	97-02	22814-POX-003	50310
C73	Ring, sealing large-metal 32mm	all secondary shaft	2	90-96	22814-PA9-023	50300C
C73	Ring, sealing-large-teflon 32mm	MPOA/AOYA/MPJA (secondary shaft)	2	97-97	22814-POX-003	50310
C73	Ring, sealing-plastic 35mm	all secondary shaft	2	97-02	22816-P6H-003	50312
<b>CLUTCH PLATES</b>						
A80	Friction .076" 4.728" od 44T	APXA/BOYA (3rd clutch)	4	90-97	22544-PX4-013	50105
A80	Friction .076" 4.728" od 44T	MPZA (3rd clutch)	4	95-97	22544-PX4-013	50105
A80	Friction .076" 4.728" od 44T	BAXA/MAXA/M6HA/MDWA (3rd clutch)	4	97-02	22544-PX4-013	50105
A81	Steel .091" 3.664" id 24T	APXA-BOYA (3rd clutch)	4	90-97	22653-PX4-003	50114
A81	Steel .079" 3.664" id 24T	MPZA (3rd clutch)	4	95-97	22543-PX4-003	50110
A81	Steel .102" 3.664" id 24T	BAXA/MAXA/M6HA/MDWA (3rd clutch)	4	97-02	22644-PX4-013	50112
B85	Steel .091" 3.664" id 24T	APXA-BOYA (4th clutch)	3	90-97	22653-PX4-003	50114
B85	Steel .091" 3.664" id 24T	BAXA/MAXA/M6HA/MDWA (4th clutch)	4	97-02	22653-PX4-003	50114
B85	Steel .079" 3.664" id 24T	MPZA (4th clutch)	3	95-97	22543-PX4-003	50110
B86	Friction .076" 4.728" od 44T	APXA-BOYA (4th clutch)	3	90-97	22544-PX4-013	50105
B86	Friction .076" 4.728" od 44T	MPZA (4th clutch)	4	95-97	22544-PX4-013	50105
B86	Friction .076" 4.728" od 44T	BAXA/MAXA/M6HA/MDWA (4th clutch)	4	97-02	22544-PX4-013	50105
C88	Friction .076" 4.728" od 44T	APXA-BOYA (1st clutch)	3	90-97	22544-PX4-013	50105
C88	Friction .076" 5.224" od 42/44T	MPZA (1st clutch)	4	95-97	22544-P0Z-003	50141
C88	Friction .075" 4.570" od 44T	BAXA/MAXA/M6HA/MDWA (1st clutch)	6	97-02	22545-P6H-003	50139
C89	Steel .079" 3.664" id 24T	APXA-BOYA (1st clutch)	3	90-97	22543-PX4-003	50110
C89	Steel .079" 4.058" id 18T	MPZA (1st clutch)	4	95-97	22543-P0Z-003	50132
C89	Steel .071" 4.058" 18T (undersize)	MPZA (1st clutch)	ar	95-97	116703-180	50132U
C89	Steel .083" 4.058" 18T (oversize)	MPZA (1st clutch)	ar	95-97	116703-220	50132X

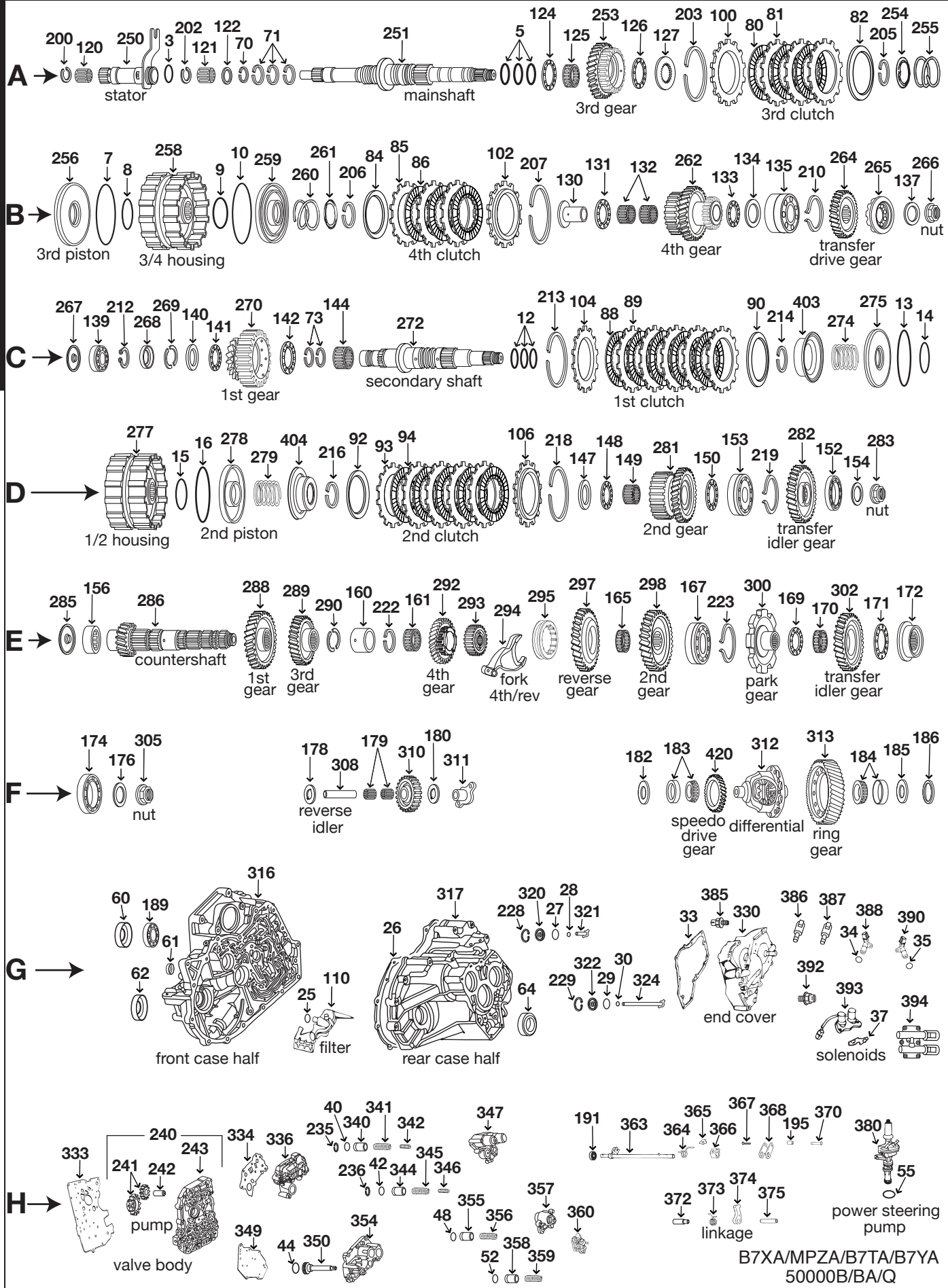


APXA•APX4•MPXA•MPWA•MPOA•AOYA•BOYA•BAXA•MAXA•MP1A•M6HA•MPJA•MDWA•PX4B•MPZA

ILL	DESCRIPTION		QTY	YEAR	REFERENCE #	PART #
<b>CLUTCH PLATES (CONTINUED)</b>						
C89	Steel .079" 3.585" id 24T	BAXA/MAXA/M6HA/MDWA (1st clutch)	6	97-02	22523-P6H-003	50144
D93	Steel .102" 3.664" id 24T	Exc Prelude W/H23 engine (2nd clutch)	4	90-96	22644-PX4-013	50112
D93	Steel .079" 3.664" id 24T	MPZA (2nd clutch)	5	95-97	22543-PX4-003	50110
D93	Steel .063" 3.600" id 24T	M6HA (2nd clutch)	6	97-02	22543-P6H-003	50142
D93	Steel .091" 3.600" id 24T	BAXA/MAXA/MDWA (2nd clutch)	6	97-02	22543-P6H-901	50142A
D94	Friction .076" 4.728" od 44T	APXA-BOYA (2nd clutch)	4	90-97	22544-PX4-013	50105
D94	Friction .076" 4.728" od 44T	MPZA (2nd clutch)	5	95-97	22544-PX4-013	50105
D94	Friction .075" 4.570" od 44T	BAXA/MAXA/M6HA/MDWA (2nd clutch)	6	97-02	22545-P6H-003	50139
E97	Steel .079" 3.664" id 24T	1st hold clutch	3	90-94	22543-PX4-003	50110
E97	Steel .079" 3.664" id 6T	(MPZA) 1st hold clutch	2	95-97	22683-P0Z-003	50148
E97	Steel .063" 3.664" id 6T	(MPZA) 1st hold clutch	ar	95-97	22681-P0Z-003	50156
E97	Steel .095" 3.664" id 6T	(MPZA) 1st hold clutch	ar	95-97	22685-P0Z-003	50162
E97	Steel .087" 3.664" id 6T	(MPZA) 1st hold clutch	ar	95-97	22684-P0Z-003	50160
E97	Steel .071" 3.664" id 6T	(MPZA) 1st hold clutch	ar	95-97	22682-P0Z-003	50158
E97	Steel .063" 3.664" id 24T	1st hold clutch	4	95-97	22543-P0X-003	50140
E98	Friction .076" 4.728" od 44T	1st hold clutch	3	90-97	22544-PX4-013	50105
E98	Friction .076" 4.570" od 44T	(MPZA) 1st hold clutch	3	95-97	22674-P0Z-003	50146
n/i	Steel .070" 3.664" id 24T	helps in clutch clearance (undersized)	ar	90-97	078701A	50110U
n/i	Steel .083" id 24T	helps in clutch clearance (oversized)	ar	90-97	078701-210	50110X
n/i	Wave spring 1st/2nd/3rd/4th/low hold	replaces Belleville spring w/120 mm	1/4	90-96	058701A	50152
<b>PRESSURE PLATES</b>						
B100	Pressure plate	3rd clutch	1	98-02	22556-PX4-003	50716R
<b>FILTERS</b>						
G110	Filter, oil screen (disassembly required)	Accord (PX4B, APXA, APX4)	1	90-91	25420-PX4-023	50800N
G110	Filter, oil screen (disassembly required)	APX4/MPXA/MPWA/MPOA/AOYA/MP1A/MPJA	1	92-97	25420-PX4-701	50800Q
G110	Filter, oil screen (disassembly required)	MPZA	1	95-97	25420-P0Z-000	50800M
G110	Filter, oil screen (disassembly required)	BAXA/MAXA/M6HA/MDWA	1	97-02	25420-P6H-000	50800L
<b>BUSHINGS</b>						
K13	Kit, bushing	AOYA/APX4/APXA/BOYA/MPXA/MPOA/MP1A	1	90-96	OMT-19500C	K50901B
K13	Kit, bushing	BAXA/MAXA/M6HA	1	97-02	OMT-19500E	K50901C
<b>WASHERS/BEARINGS/RACES/SHIMS</b>						
E38	Bearing, thrust 56x36x2.5mm	Accord secondary shaft to 2nd gear	2	90-91	91023-PG4-013	50501A
F41	Bearing, caged 38x32x24mm	MPWA/XA/1A/JA (countershaft 4th gear)	1	92-96	91028-PF4-A01	50502
F183	Bearing, differential carrier	BAXA/MAXA	1	98-02	BR94	25166-60804
F184	Bearing, differential carrier	BAXA/MAXA	1	98-02	BR95	25166-60904
<b>HARD PARTS</b>						
B258	Housing, 3rd/4th clutch	BAXA	1	98-02	22651-P6H-003	50925R-R
C275	Piston, bonded	1st clutch	1	98-02	22533-PAX-003	50535B
D278	Piston, bonded	2nd clutch	1	98-02	22533-PAX-003	50535B
D283	Nut, right hand thread	secondary shaft	1	92-97	90203-PX4-010	50338
F306	Nut, right hand thread	countershaft	1	90-97	90203-PX4-010	50338
<b>ELECTRICAL COMPONENTS</b>						
G387	Solenoid, lock-up/shift (dual)	all (except PX4B)	1	90-99	28300-PX4-014	5A-734
G388	Solenoid, assembly shift	PX4B	1	90-90	28200-PRO-010	5A-715
G388	Solenoid, shift (dual)	all (except PX4B)	1	92-01	28200-PX4-003	5A-732
G388	Solenoid, assembly lock-up	PX4B	1	90-90	28300-PRO-010	5A-717
G385	Sensor, speed	(VSS)	1	97-02	28810-P6H-004	15A-159
n/i	Switch, pressure (38 psi)	green connector (stepped body)	1	97-01	28600-P6H-003	15A-160
n/i	Switch, pressure (33 psi)	black connector (stepped body)	1	98-02	28600-P7Z-003	15A-161
n/i	Switch, pressure (27 psi)	beige connector (stepped body)	1	98-02	28600-P7W-003	15A-162
n/i	Switch, pressure (38 psi)	green connector (flat body)	1	98-98	28600-PRP-004	15A-163
n/i	Switch, pressure (27 psi)	beige connector (flat body)	1	98-02	28600-RAY-003	15A-164
n/i	Switch, pressure (33 psi)	gray connector (flat body)	1	98-04	28610-RAY-003	15A-165



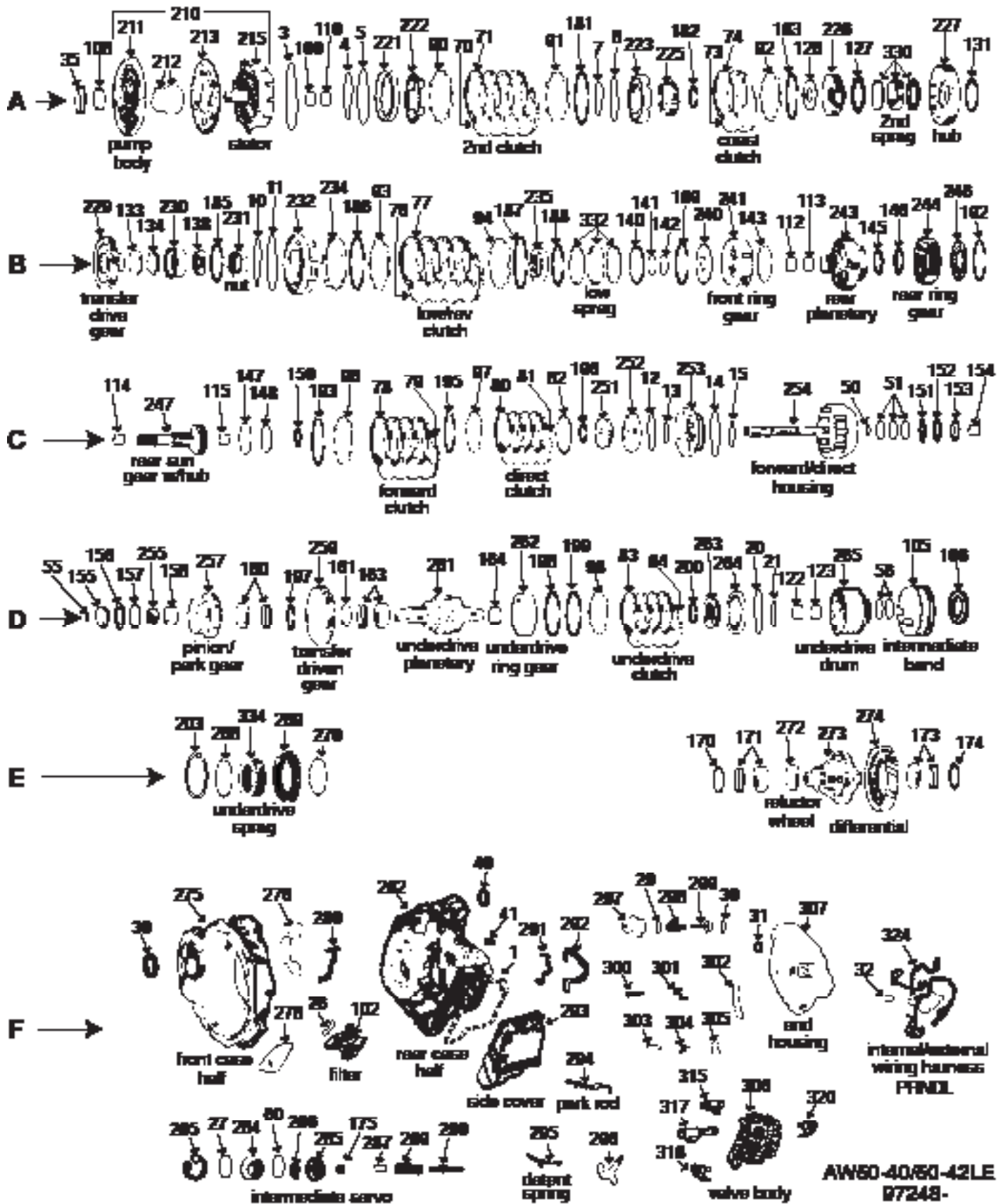




ILL	DESCRIPTION		QTY	YEAR	REFERENCE #	PART #
<b>REBUILDER KITS</b>						
K5	Master kit w/steels	B7XA	1	98-02	AE	K5000BA
K5	Master kit w/steels	B7TA/B7YA	1	99-05	AE	K5000Q
K6	Master kit w/o steels	B7XA	1	98-02	AE	K5000BA-LS
K6	Master kit w/o steels	B7TA/B7YA	1	99-05	AE	K5000Q-LS
K7	O/H gasket set w/seals-rings	B7XA/B7TA/B7YA/B7VA	1	95-05	AE	K50900B
<b>METAL CLAD SEALS</b>						
G61	Seal, metal clad 12x22x7mm	manual lever (shift shaft)	1	95-05	91209-612-003	46202
G60	Seal, metal clad 44x68x8mm	converter (front seal)	1	95-05	91207-PG4-005	50201A
G62	Seal, metal clad 35x54x8mm	bell housing axle	1	95-05	91207-PH8-005	50228
G64	Seal, metal clad 40x56x9mm	case axle	1	95-05	91206-PG2-005	50210
n/i	Seal, metal clad 9x18x7mm	throttle valve shaft (TV shaft)	1	95-05	91201-PA9-003	50204
<b>SEALING RINGS</b>						
K10	Kit, sealing ring-metal	all	1	95-02	AE	K50300E
K10	Kit, sealing ring-teflon	all	1	98-02	AE	K50300J
A70	Ring, sealing-small-metal 29mm	mainshaft	1	95-02	22814-PK4-003	50300E
A70	Ring, sealing-small-teflon 29mm	mainshaft	1	98-02	22815-PAX-005	50306
A71	Ring, sealing large-metal 32mm	mainshaft	3	95-02	22814-PA9-023	50300C
A71	Ring, sealing-large-teflon 32mm	mainshaft	3	98-02	22814-PAX-005	50310
C73	Ring, sealing-large-metal 35mm	secondary shaft	2	95-02	22814-PF4-003	50300D
C73	Ring, sealing-plastic 35mm	secondary shaft	2	98-02	22816-P6H-003	50312
<b>CLUTCH PLATES</b>						
A80	Friction .076" 4.728" od 44T	B7XA (3rd clutch)	4	98-02	22544-P7Z-003	50105
A80	Friction .077" 5.043" od 44T	B7TA/B7YA (3rd clutch)	4	99-05	22644-P7T-003	50135
A81	Steel .091" 3.664" id 24T	B7XA (3rd clutch)	4	98-02	22656-P7Z-003	50114
A81	Steel .091" 3.664" id 20T	B7TA/B7YA (3rd clutch)	4	99-05	22656-P7T-003	50136
B85	Steel .079" 3.664" id 24T	B7XA (4th clutch)	4	98-02	22653-P7Z-003	50110
B85	Steel .078" 3.664" id 20T (narrow teeth)	B7TA/B7YA (4th clutch)	4	99-05	22653-P7T-003	50138
B86	Friction .076" 4.728" od 44T	B7XA (4th clutch)	4	98-02	22245-POZ-003	50105
B86	Friction .077" 5.043" od 44T	B7TA/B7YA (4th clutch)	4	99-05	22644-P7T-003	50135
C88	Friction .076" 4.728" od 44T	B7XA (1st clutch)	4	98-02	22245-POZ-003	50105
C88	Friction .077" 4.846" od 44T	B7TA/B7YA (1st clutch)	6	99-05	22544-P7T-003	50131
C89	Steel .079" 3.664" id 24T	B7XA (1st clutch)	4	98-02	22653-P7Z-003	50110
C89	Steel .078" 3.664" id 20T (wide teeth)	B7YA/B7TA (1st clutch)	6	99-05	22543-P7T-003	50134
D93	Steel .079" 3.664" id 24T	B7XA (2nd clutch)	6	98-02	22653-P7Z-003	50110
D93	Steel .078" 3.664" id 20T (wide teeth)	B7TA/B7YA (2nd clutch)	6	99-05	22543-P7T-003	50134
D94	Friction .076" 4.728" od 44T	B7XA (2nd clutch)	6	98-02	22245-POZ-003	50105
D94	Friction .077" 4.846" od 44T	B7TA/B7YA (2nd clutch)	6	99-05	22544-P7T-003	50131
<b>PRESSURE PLATES</b>						
B	Pressure plate	3rd clutch	1	98-02	22656-P7Z-003	50716BA
<b>FILTERS</b>						
H36	Filter, oil screen (disassembly required)	B7XA/B7TA/B7YA	1	98-05	25420-P7X-003	50800H
<b>BUSHINGS</b>						
K13	Kit, bushing	MPZA	1	95-97	OMT-19500E	K50901C
K13	Kit, bushing	B7TA	1	99-05	OMT-19500F	25171-50104
<b>HARD PARTS</b>						
B	Housing, 3rd/4th clutch	B7XA	1	98-02	22651-P7Z-003	50925BA
<b>ELECTRICAL COMPONENTS</b>						
H50	Solenoid, shift/lock-up (dual)	B7XA/MPZA/B7TA/B7YA	1	95-02	28200-POZ-003	5A-729
n/i	Solenoid, linear (dual w/housing)	pressure control solenoid	1	95-01	28250-P6H-024	5A-731
n/i	Solenoid, shift black connector (single)	B7TA/B7YA	1	99-01	28400-P6H-013	5A-738
n/i	Solenoid, shift brown connector (single)	B7TA/B7YA	1	99-01	28500-P6H-013	5A-739
n/i	Solenoid, pressure	pressure control solenoid	1	95-02	28250-P0Z-003	5A-740
n/i	Switch, pressure (38 psi)	green connector (stepped body)	1	97-02	28600-PH6-003	15A-160







AW50-40/42LE  
07248-



ILL	DESCRIPTION		QTY	YEAR	REFERENCE #	PART #
<b>TECHNICAL MANUALS</b>						
K53	Tech manual AW50-40/50-42LE dis/assembly	diagnosis/troubleshooting	1	92-07	AW5042LE	010-472
<b>REBUILDER KITS</b>						
K4	Master deluxe rebuild kit	AW50-40/50-42LE	1	89-97	AE	97248-10104
K4	Master deluxe rebuild kit	AW50-40/50-42LE	1	97-98	AE	97248-10114
K4	Master deluxe rebuild kit	AW50-40/50-42LE	1	98-07	AE	97248-10124
K5	Master kit w/steels	AW50-40/50-42LE	1	89-97	AE	97248-11104
K5	Master kit w/steels	AW50-40/50-42LE	1	97-98	AE	97248-11114
K5	Master kit w/steels	AW50-40/50-42LE	1	98-07	AE	97248-11124
K6	Master kit w/o steels	AW50-40/50-42LE	1	89-97	AE	97248-12104
K6	Master kit w/o steels	AW50-40/50-42LE	1	97-98	AE	97248-12114
K6	Master kit w/o steels	AW50-40/50-42LE	1	98-07	AE	97248-12124
K7	O/H gasket set w/seals-rings	AW50-40/50-42LE	1	89-07	2319	97248-13104
<b>VALVE BODY KITS</b>						
K15	Shift Kit®	AW50-40/50-42LE	1	92-07	n/a	97248-17009
K15	Shift Correction Package	AW50-40/50-42LE	1	92-07	n/a	97248-17005
<b>GASKETS AND RUBBER COMPONENTS</b>						
F1	Gasket, side pan Duraprene®	AW50-40/50-42LE	1	89-07	FDB-B11385	97248-19104
A3	O'ring	pump to case	1	89-07	90348756	97248-21104
F31	Seal	front hsg to rear half	3	89-07	90369297	23036
F32	O'ring	input/output sensors	2	89-07	94385669	93234-23804
n/i	O'ring	Opel (filler tube)	1	89-92	90223715	23027
n/i	Multi lip seal (boot)	Opel (filler tube)	1	93-07	1259475	13925
n/i	Seal, filler tube	Volvo (filler tube)	1	93-07	1397983-6	97248-24004
<b>METAL CLAD SEALS</b>						
A35	Seal, metal clad	front seal	1	89-07	90348749	46200
F39	Seal, metal clad	Volvo AW50-40	2	93-07	6843112-1	97248-30104
F40	Seal, metal clad	Opel AW50-40/50-42LE	2	92-07	90342143	51201
F40	Seal, metal clad	AWD right axle	1	01-07	B37035	97248-30204
F41	Seal, metal clad 12x22x7mm	lever seal	1	89-07	3520746-3	46202
<b>SEALING RINGS</b>						
K10	Kit, sealing ring	AW50-40/50-42LE	1	89-07	AE	97248-31504
C50	Sealing ring (small teflon)	input shaft to rear cover	1	89-07	90348782	97248-33104
C51	Sealing ring (metal)	forward drum to cover	3	89-93	90348742	97248-32204
C51	Sealing ring (teflon)	forward drum to cover	3	93-07	90512224	97248-33304
D56	Sealing ring (metal)	underdrive clutch	2	89-07	90348719	97248-32404
D55	Sealing ring (plastic)	lube planetary	1	89-07	94844768	97248-33404
n/i	Sealing ring (teflon)	outer accumulator piston	3	89-07	9143574-3	97248-33604
n/i	Sealing ring (small teflon)	B-1/C-2 inner accumulator piston	2	89-07	FDB-21412	97248-33804
n/i	Sealing ring (large teflon)	B-1/C-2 inner accumulator piston	2	89-07	9143575-0	97248-34004
n/i	Sealing ring (small teflon)	C-3 inner accumulator piston	2	89-07	9143581-8	97248-34204
n/i	Sealing ring (large teflon)	C-3 inner accumulator piston	2	89-07	9143592-6	97248-34404
<b>CLUTCH PLATES</b>						
A70	Steel .098" 5.661" id 10T	2nd clutch brake (B2)	2	89-98	90348795	97248-37604
A70	Steel .071" 5.661" id 10T	2nd clutch brake (B2)	sel	89-98	110707-180	97248-37504
A70	Steel .098" 5.538" id 10T	2nd clutch brake (B2)	4	99-07	110707B-250	97248-37804
A70	Steel .071" 5.538" id 10T	2nd clutch brake (B2)	4	99-07	110707B-180	97248-37704
A71	Friction .067" 6.302" od 33T	2nd clutch brake (B2)	3	89-98	90542947	97248-35614
A71	Friction .075" 6.302" od 40T	2nd clutch brake (B2)	4	99-07	110704A-190	97248-35804
A71	Friction .067" 6.302" od 40T	2nd clutch brake (B2)	6	99-07	110704A-160	97248-35704
A73	Steel .071" 3.582" id 8T	coast clutch (B1)	2	89-07	90348787	97248-38104
A74	Friction .067" 4.260" od 34T	coast clutch (B1)	4	89-07	90542422	97248-35504
B76	Steel .071" 5.661" id 15T	low/reverse clutch (B3)	5	89-07	90348807	97248-38504
B77	Friction .067" 6.302" od 33T	low/reverse clutch (B3)	6	89-98	90348808	97248-35604

# AW50-40•AW50-42LE

AW50-40•AW50-42LE

ILL	DESCRIPTION	QTY	YEAR	REFERENCE #	PART #
<b>CLUTCH PLATES (CONTINUED)</b>					
C78	Friction .067" 5.374" od 46T forward clutch (C1)	4	89-07	90542936	97248-36004
C79	Steel .071" 4.491" id 12T forward clutch (C1)	4	89-07	90348778	97248-38704
C79	Steel .077" 4.491" id 12T forward clutch (C1)	sel	89-07	90542937	97248-38804
C80	Friction .067" 4.260" od 34T direct clutch (C2)	4	89-98	90542422	97248-35504
C80	Friction .067" 4.482" od 34T direct clutch (C2)	4	99-07	110700A-170	97248-36404
C81	Steel .071" 3.582" id 12T direct clutch (C2)	4	89-98	90348774	97248-39004
C81	Steel .071" 3.582" id 18T direct clutch (C2)	4	99-07	110701A-180	97248-39104
D83	Friction .067" 4.260" od 34T underdrive clutch (C3)	4	89-98	90542422	97248-35504
D83	Friction .067" 4.482" od 34T underdrive clutch (C3)	4	99-07	110700A-170	97248-36404
D84	Steel .071" 3.582" id 8T underdrive clutch (C3)	4	89-98	90348787	97248-38104
D84	Steel .098" 3.582" id 18T underdrive clutch (C3)	3	99-07	110709A-250	97248-39404
n/i	Friction .059" 5.870" od 61T transfer case clutch	ar	89-07	110710-150	97248-36804
n/i	Steel .059" 5.220" id 66T transfer case clutch	0	89-07	n/a	97248-39604
n/i	Plate dished coast clutch	1	89-07	n/a	97248-40303
n/i	Steel shim coast clutch	1	89-07	n/a	97248-40003
<b>PRESSURE PLATES</b>					
A91	Pressure plate 2nd clutch (B2)	1	89-07	AE	97248-41303
A92	Pressure plate coast clutch (C2)	1	89-07	AE	97248-41103
B94	Pressure plate .150" 5.665" id 15T low/reverse (B3)	1	89-07	AE	97248-41903
C96	Pressure plate .142" 4.491" id 12T forward clutch (C1)	1	89-07	AE	97248-41603
C96	Pressure plate .150" 4.491" id 12T forward clutch (C1)	1	89-07	AE	97248-41703
C96	Pressure plate .158" 4.491" id 12T forward clutch (C1)	1	89-07	AE	97248-41803
C97	Pressure plate direct clutch (C2)	1	89-07	AE	97248-41503
D98	Pressure plate underdrive clutch	1	89-07	AE	97248-42003
<b>FILTERS</b>					
F102	Filter, main suction AW50-40/50-42LE	1	89-98	90348726	97248-45104
F102	Filter, main suction AW50-40	1	99-07	30681088	97248-45204
<b>BANDS</b>					
D105	Band, intermediate AW50-40/50-42LE	1	99-07	5040735001U	97248-47504
<b>BUSHINGS</b>					
K12	Kit, bushing AW50-40/50-42LE	1	92-07	OMT-38500	97248-50104
A108	Bushing pump body	1	92-07	n/a	46001
A109	Bushing pump support (front)	1	92-07	n/a	97248-50704
A110	Bushing pump support (rear)	1	92-07	n/a	97248-50704
B112	Bushing rear planetary (front)	1	92-07	n/a	97248-50904
B113	Bushing rear planetary (rear)	1	92-07	n/a	97248-50904
C114	Bushing rear sun gear (front)	1	92-07	n/a	97248-51104
C115	Bushing rear sun gear (rear)	1	92-07	n/a	97248-51104
D122	Bushing underdrive drum (front)	1	92-07	n/a	97248-51504
D123	Bushing underdrive drum (rear)	1	92-07	n/a	97248-51504
<b>WASHERS/BEARINGS/RACES/SHIMS</b>					
K13	Kit, thrust washer AW50-40/5042LE	1	92-07	n/a	97248-54604
K13	Kit, thrust bearing AW50-40/5042LE	1	92-07	n/a	97248-55204
A126	Washer, thrust (3-tab plastic) sprag race to pump support	1	92-07	n/a	97248-56204
A127	Washer, thrust (3-tab plastic) sprag race to coast clutch hub	1	92-07	n/a	97248-56404
A131	Washer, thrust (3-tab plastic) coast clutch hub to transfer gear	1	92-07	n/a	97248-56504
B133	Bearing, cup/cone drive transfer gear support	2	92-07	n/a	97248-56704
B140	Washer, thrust (plastic) front ring gear (front)	1	92-07	n/a	97248-56804
B141	Bearing, thrust front ring gear (front)	1	92-07	n/a	97248-56904
B142	Bearing, thrust front ring gear (front)	1	92-07	n/a	97248-57004
B143	Bearing, thrust rear planetary to front ring gear	1	92-07	n/a	97248-57104
B145	Race, thrust rear planetary to rear ring gear	1	92-07	n/a	97248-57204
B146	Bearing, thrust rear planetary to rear ring gear	1	92-07	n/a	97248-57304

ILL	DESCRIPTION	QTY	YEAR	REFERENCE #	PART #
<b>WASHERS/BEARINGS/RACES/SHIMS (CONTINUED)</b>					
C147	Race, thrust rear sun gear	1	92-07	n/a	97248-57504
C148	Bearing, thrust rear sun gear	1	92-07	n/a	97248-57704
C150	Bearing, thrust rear sun gear	1	92-07	n/a	97248-57804
C151	Race, thrust forward/direct housing	1	92-07	n/a	97248-58004
C152	Bearing, thrust forward/direct housing	1	92-07	n/a	97248-58104
C153	Race, thrust forward/direct housing	1	92-07	n/a	97248-58204
C154	Bearing, caged forward/direct housing	1	92-07	n/a	97248-58504
D155	Bearing, caged front housing to planetary	1	92-07	n/a	97248-58604
D156	Bearing, thrust front housing to planetary	1	92-07	n/a	97248-58704
D157	Race, thrust front housing to planetary	1	92-07	n/a	97248-59004
D158	Bearing, caged front housing to planetary	1	92-07	n/a	97248-59104
D160	Bearing, cup/cone driven transfer gear	1	92-07	n/a	97248-59204
D161	Spacer, crush sleeve driven transfer gear	1	92-07	n/a	97248-59404
D163	Bearing, cup/cone driven transfer gear	1	92-07	n/a	97248-59204
D164	Bearing, caged underdrive planetary	1	92-07	n/a	97248-59504
D166	Bearing, thrust underdrive drum	1	92-07	n/a	97248-59704
E170	Washer, shim differential	sel	92-07	n/a	97248-59904
E171	Bearing, cup/cone differential	1	92-07	n/a	97248-60104
E173	Bearing, cup/cone differential	1	92-07	n/a	97248-60304
E174	Washer, shim differential	sel	92-07	n/a	97248-60504
<b>SNAP RINGS</b>					
A181	Snap ring 2nd clutch pressure plate	1	92-07	AE	97248-62503
A182	Snap ring coast clutch retainer	1	92-07	AE	97248-62803
A183	Snap ring coast clutch pressure plate	1	92-07	AE	97248-62903
B185	Snap ring transfer gear retainer	1	92-07	AE	97248-63203
B186	Snap ring low/reverse clutch retainer	1	92-07	AE	97248-63303
B187	Snap ring low/reverse clutch pressure plate	1	92-07	AE	97248-62503
B188	Snap ring low sprag	1	92-07	AE	97248-63803
B189	Snap ring front ring gear hub	1	92-07	AE	97248-64003
B192	Snap ring rear ring gear hub	1	92-07	AE	97248-64303
C193	Snap ring forward clutch pressure plate	1	92-07	AE	97248-64503
C195	Snap ring direct clutch pressure plate	1	92-07	AE	97248-62903
C196	Snap ring direct clutch retainer	1	92-07	AE	97248-64903
D197	Snap ring seat for transfer gear bearings	1	92-07	AE	97248-65003
D198	Snap ring underdrive ring gear	1	92-07	AE	97248-65103
D199	Snap ring underdrive clutch pressure plate	1	92-07	AE	97248-65303
D200	Snap ring underdrive clutch retainer	1	92-07	AE	97248-62803
E203	Snap ring underdrive sprag	1	92-07	AE	97248-65803
<b>PUMP PARTS AND PUMPS</b>					
A210	Pump, assembly w/plate AW50-40/5042LE	1	89-07	AE	97248-67003
<b>HARD PARTS</b>					
A221	Piston, 2nd clutch AW50-40/5042LE (aluminum)	1	92-07	AE	97248-72203
A222	Retainer, w/springs 2nd clutch	1	92-07	AE	97248-72303
A223	Piston, coast clutch AW50-40/5042LE (aluminum)	1	92-07	AE	97248-72603
A225	Retainer, w/springs coast clutch	1	92-07	AE	97248-72703
A226	Hub, coast clutch (inner sprag race) AW50-40/5042LE	1	92-07	AE	97248-73003
A227	Hub, 2nd clutch (outer sprag race) AW50-40/5042LE	1	92-07	AE	97248-73103
B229	Gear, transfer drive AW50-40/5042LE	1	92-07	AE	97248-73203
B230	Retainer, drive transfer gear AW50-40/5042LE	1	92-07	AE	97248-73503
B231	Nut, drive transfer gear AW50-40/5042LE	1	92-07	AE	97248-73603
B232	Piston, low/reverse clutch AW50-40/5042LE	1	92-07	AE	97248-73703
B234	Retainer, w/springs low/reverse clutch	1	92-07	AE	97248-73803
B235	Race, inner low sprag AW50-40/5042LE	1	92-07	AE	97248-73903

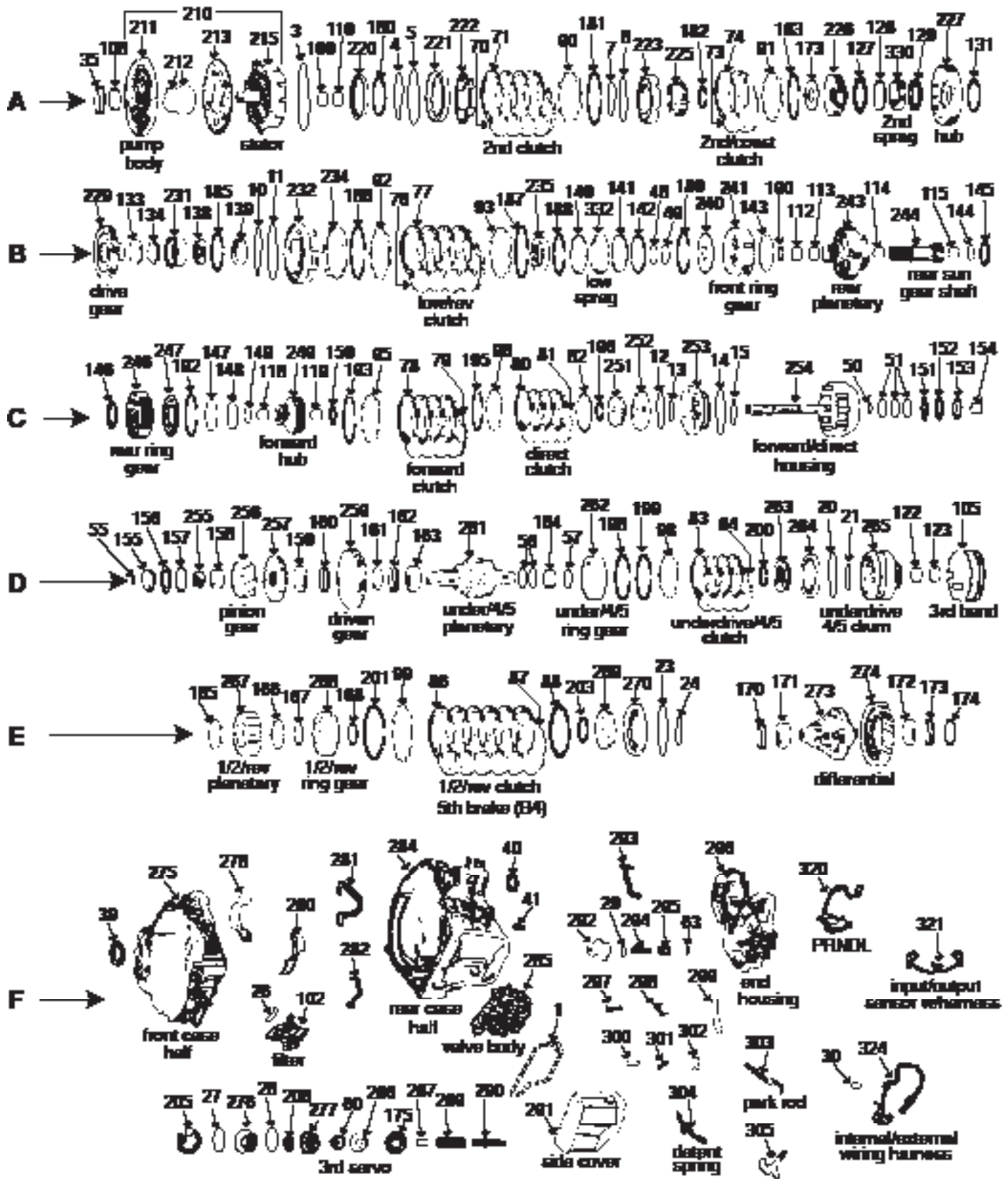
# AW50-40•AW50-42LE

AW50-40•AW50-42LE

ILL	DESCRIPTION	QTY	YEAR	REFERENCE #	PART #
<b>HARD PARTS (CONTINUED)</b>					
B240	Hub, front ring gear	1	92-07	AE	97248-74203
B241	Gear, front ring	1	92-07	5040662004G	97248-75203
B243	Planetary, rear	1	92-07	3572050A010	97248-75803
B244	Gear, rear ring	1	92-07	5040162003M	97248-76003
B246	Hub, rear ring gear	1	92-07	AE	97248-76203
C247	Gear, sun w/shaft	1	92-07	3570650A030	97248-76503
C251	Retainer, w/springs	1	92-07	AE	97248-76803
C252	Piston, direct clutch	1	92-07	AE	97248-76903
C253	Piston, forward clutch	1	92-07	AE	97248-77003
C254	Housing, forward/direct	1	92-07	3570150A021	97248-77603
D255	Nut, underdrive planetary	1	92-07	AE	97248-77903
D257	Gear, final pinion (w/park gear)	1	92-07	AE	97248-78003
D259	Gear, transfer driven	1	92-07	AE	97248-79003
D261	Planetary, underdrive	1	92-07	3433050A010	97248-80003
D262	Gear, underdrive ring	1	92-07	5040162005F	97248-80403
D263	Retainer, w/springs	1	92-07	AE	97248-80603
D264	Piston, underdrive clutch	1	92-07	AE	97248-80703
D265	Drum, underdrive	1	92-07	AW50-40/5042LE (inner sprag race)	97248-81203
E269	Race, underdrive outer sprag	1	92-07	AE	97248-81503
E273	Differential assembly w/spider gears	1	92-07	AE	97248-81703
E274	Gear, final ring	1	92-07	AE	97248-82003
F275	Housing, front case half	1	92-07	AE	97248-82203
F282	Housing, main case half	1	92-07	AE	97248-83003
F293	Pan, side cover	1	92-07	AE	97248-83803
F294	Rod, park	1	92-07	AE	97248-83903
F295	Spring, detent w/roller	1	92-07	AE	97248-84003
F296	Shaft, shift (w/rooster cone)	1	92-07	AE	97248-84103
F300	Pin, park pawl	1	92-07	AE	97248-84203
F301	Spring, park pawl	1	92-07	AE	97248-84303
F302	Pawl, park	1	92-07	AE	97248-84403
F306	Valve body w/solenoids	1	92-07	AE	97248-84503
F307	Housing, end	1	92-07	AE	97248-84603
<b>ELECTRICAL COMPONENTS</b>					
F315	Solenoid	1	89-07	shift 1 (A)	8542050A090 97248-87604
F317	Solenoid, lock-up	1	89-07	(TCC)	3526050A010 97248-87304
F318	Solenoid, EPC	1	89-07	pressure control	n/a 97248-87004
F320	Solenoid	1	89-07	shift 2 (B)	8542050A080 97248-87604
F324	Harness, wire connector internal	1	89-07	(11 pins)	n/a 97248-85304
F324	Harness, wire connector internal	1	89-07	(17 pins)	n/a 97248-85204
n/i	Switch, neutral start	1	89-07	(MSLP)	8454050A040 97248-85904
n/i	Sensor, temperature	1	89-07	(VTS)	8942950A020 97248-86204
n/i	Sensor, input speed	1	89-07	(VSS)	8941160A030 97248-86304
<b>SPRAGS</b>					
A330	Sprag	1	92-98	AW50-40 (coast clutch)	3579150A010 97248-94204
A330	Sprag	1	99-07	AW50-42LE (coast clutch)	n/a 97248-94304
B332	Sprag	1	92-07	AW50-40/50-42LE (low/reverse)	3579235011 97248-94604
E334	Sprag	1	92-07	AW50-40/50-42LE (underdrive clutch)	5040506001Z 97248-95004
<b>NOTES</b>					

**NOTES**

**NOTES**



AW55-50SN/AW55-51SN/AF23/AF33/RE5F22A

97249-



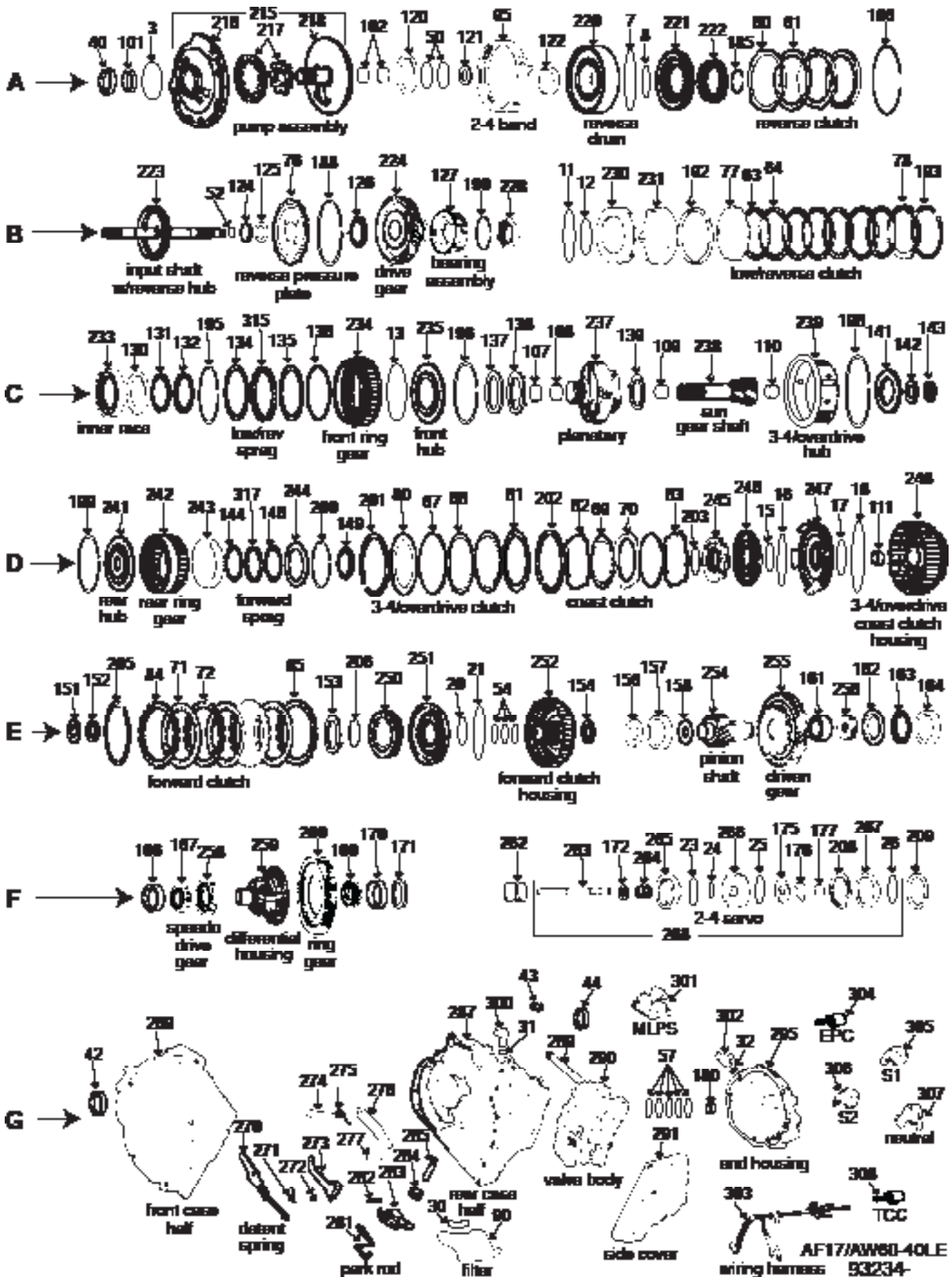
ILL	DESCRIPTION	QTY	YEAR	REFERENCE #	PART #	
<b>TECHNICAL MANUALS</b>						
K53	Tech manual AW55-50SN preliminary information	1	01-09	AW55-50SN	010-476	
<b>REBUILDER KITS</b>						
K4	Master deluxe rebuild kit	AW55-50SN•51SN•AF33-5•AF23-5•RE5F22	1	01-04	AE	97249-10104
K4	Master deluxe rebuild kit	AW55-50SN•51SN•AF33-5•AF23-5•RE5F22	1	05-09	AE	97249-10114
K5	Master kit w/steels	AW55-50SN•51SN•AF33-5•AF23-5•RE5F22	1	01-04	AE	97249-11104
K5	Master kit w/steels	AW55-50SN•51SN•AF33-5•AF23-5•RE5F22	1	05-09	AE	97249-11114
K6	Master kit w/o steels	AW55-50SN•51SN•AF33-5•AF23-5•RE5F22	1	01-04	AE	97249-12104
K6	Master kit w/o steels	AW55-50SN•51SN•AF33-5•AF23-5•RE5F22	1	05-09	AE	97249-12114
K7	O/H gasket set w/seals-rings	AW55-50SN•51SN•AF33-5•AF23-5•RE5F22	1	01-04	FDB-2455	97249-13104
K13	Kit, valve body gaskets	AW55-50SN•51SN•AF33-5•AF23-5•RE5F22	1	01-09	FDB-4779	97249-16004
<b>VALVE BODY KITS</b>						
K15	Shift Kit® fix bang dr engage/TCC slip	4-3/3-2 clunk/2-3/3-4 loose/kick down	1	01-08	n/a	97249-17009
<b>GASKETS AND RUBBER COMPONENTS</b>						
F1	Gasket, valve body cover (Duraprene®)	AW50-50SN/AF33-5/AF23-5	1	01-09	FDB-11386	97249-19104
A3	O'ring	pump to case	1	01-09	90348756	97248-21104
F30	O'ring	case connector	1	01-09	9495014-4	13822
n/i	O'ring	Volvo AW50-50SN (speed sensors)	2	01-09	94385669	93234-23804
n/i	O'ring	Saturn AF23-5 (speed sensors)	2	02-04	24220733	13767
n/i	O'ring	AW50-50SN/AF33-5/AF23-5 (filler tube)	1	01-09	9495026-8	97249-23904
n/i	O'ring	Volvo (seal filler tube)	1	01-09	1397983-6	97249-24004
n/i	O'ring	Volvo (axle shaft)	2	01-09	8632036-3	13989
n/i	O'ring	Volvo (seal axle splines)	2	01-09	FDB-33225	97249-24204
n/i	Seal	Saturn	2	02-04	FDB-32748	23529
<b>METAL CLAD SEALS</b>						
A35	Seal, metal clad	front	1	01-09	90348749	46200
F39	Seal, metal clad	Volvo right side axle	1	01-09	B37000	97249-30204
F39	Seal, metal clad	Saturn AWD right axle seal	1	02-03	FDB-B37004	90249-30404
F40	Seal, metal clad	Opel left/right, Saturn left 2WD axle side	1/2	02-04	90342143	51201
F40	Seal, metal clad	Volvo left, Nissan left/right side axle	1/2	01-09	6843112-1	97248-30104
F41	Seal, metal clad 12x22x7mm	manual lever shaft	1	01-09	3520746-3	46202
<b>SEALING RINGS</b>						
C50	Ring, sealing	forward/direct housing to end cover	1	01-09	90348782	97249-33204
C51	Ring, sealing	input housing to end cover	3	01-09	90512224	97249-33304
D55	Ring, sealing	planetary lube ring	1	01-09	94844768	97249-33504
D56	Ring, sealing	planetary shaft to 4/5 housing (front)	2	01-09	FDB-21840	97249-33704
D57	Ring, sealing	end housing to planetary shaft (rear)	1	01-09	FDB-21839	97249-33904
F63	Ring, sealing	forward accumulator	2	01-09	9143582-6	97249-34204
<b>CLUTCH PLATES</b>						
A70	Steel .071" 5.538" id 10T	2nd clutch (B2)	4	01-09	110707B-180	97248-37704
A70	Steel .098" 5.661" id 10T	2nd clutch (B2)	2/3	01-09	24224385	97248-37604
A70	Steel .158" 3.582" id 10T	2nd clutch (B2)	2	01-09	MGW-79170	97249-37904
A70	Steel .142" 5.538" id 10T	2nd clutch (B2)	1	01-09	MGW-79038	97249-37504
A71	Friction .067" 6.302" od 40T	2nd clutch (B2)	4	01-04	24220537	97248-35704
A71	Friction .075" 6.302" od 40T	2nd clutch (B2)	4	05-09	110704A-190	97248-35804
A73	Steel .071" 3.582" id 8T	coast clutch (B1)	3	01-09	24220531	97248-38104
A74	Friction .067" 4.260" od 34T	coast clutch (B1)	3	01-04	24220532	97248-35504
A74	Friction .068" 4.255" od 34T	coast clutch (B1)	3	05-09	110700B-175	97249-35404
B76	Steel .071" 5.657" id 13T	low/reverse clutch (B3)	3/5	01-09	24220500	97249-38204
B77	Friction .067" 6.302" od 33T	low/reverse clutch (B3)	4/5	01-04	90348808	97248-35604
B77	Friction .067" 6.302" od 33T	low/reverse clutch (B3)	5	05-09	90348796	97248-35614
C78	Friction .068" 5.375" od 49T	forward clutch (C1)	4	01-09	24220650	97249-36204
C79	Steel .077" 4.491" id 12T	forward clutch (C1)	4	01-09	90542937	97248-38804
C80	Friction .068" 4.255" od 34T	direct clutch (C2)	4	01-04	110700B-175	97249-35404

# AW55-50SN•51SN•AF33-5•AF23-5•RE5F22

AW55-50SN•51SN•AF33-5•AF23-5•RE5F22

ILL	DESCRIPTION	QTY	YEAR	REFERENCE #	PART #
<b>CLUTCH PLATES (CONTINUED)</b>					
C80	Friction .059" 4.255" od 34T direct clutch (C2)	4	05-09	24228586	97249-35414
C81	Steel .071" 3.582" id 12T direct clutch (C2)	4	01-09	90348774	97248-39004
D83	Friction .067" 4.482" od 34T underdrive/4th/5th clutch (C3)	4	01-04	110700A-170	97248-36404
D83	Friction .059" 4.482" od 34T underdrive/4th/5th clutch (C3)	4	05-09	110700A-150	97249-37004
D84	Steel .071" 3.582" id 18T underdrive/4th/5th clutch (C3)	4	01-09	110701A-180	97248-39104
E86	Friction .068" 5.551" od 47T 5th brake (B4)(1st/2nd/reverse clutch)	6	01-09	24220563	97249-37204
E87	Steel .071" 4.898" id 12T 5th brake (B4)(1st/2nd/reverse clutch)	6	01-09	24220562	97249-39304
<b>PRESSURE PLATES</b>					
A90	Pressure plate .150" 5.540" id 10T 2nd clutch	1	01-09	AE	97249-41103
A91	Pressure plate .150" 4.491" id 12T 2nd coast clutch	1	01-09	AE	97248-41703
B92	Pressure plate .093" 5.655" id 13T low/reverse clutch (apply)	1	01-09	AE	97249-41403
B92	Pressure plate 5.660" id 13T low/reverse clutch (apply)	0	01-09	AE	97249-41503
B93	Pressure plate 4.890" id 12T low/reverse clutch (backing)	0	01-09	AE	97249-41803
C95	Pressure plate forward clutch	1	01-09	AE	97248-41503
C95	Pressure plate .205" 12T forward clutch	1	01-09	AE	97249-42103
C96	Pressure plate direct clutch	1	01-09	AE	97248-41103
D98	Pressure plate 3.590" id 18T 4th/5th clutch	0	01-09	AE	97249-43003
<b>FILTERS</b>					
F102	Filter (non-serviceable) AW55-50SN (GM/Saab, Saturn, Volvo)	1	01-09	24220578	97249-45004
F102	Filter (non-serviceable) RE5F22A (Nissan, Infinity) w/rib	1	04-07	n/a	82249-45104
<b>BANDS</b>					
D105	Band, double wrap AW55-50SN (3rd gear)	1	01-09	APC-159950	97249-47604
<b>BUSHINGS</b>					
K13	Kit, bushing AW50-50SN/AF33-5/AF23-5	1	01-09	OMT-31500	97249-50104
K13	Kit, bushing AW50-51SN (with .843" input shaft)	1	03-06	OMT-44500	97249-50204
B113	Bushing AW55-50SN one piece (planetary)	1	02-09	OMT-31418A	97249-50804
A108	Bushing AW50-50SN/AF33-5/AF23-5 (pump body)	1	01-09	n/a	46001
<b>PUMP PARTS AND PUMPS</b>					
A210	Pump, assembly AW50-50SN/AF33-5/AF23-5	1	01-09	AE	97249-67003
A211	Pump, body w/gears AW50-50SN/AF33-5/AF23-5	1	01-09	AE	97249-68003
A213	Pump, plate AW50-50SN/AF33-5/AF23-5	1	01-09	AE	97249-68903
A215	Pump, stator AW50-50SN/AF33-5/AF23-5	1	01-09	AE	97249-70003
<b>HARD PARTS</b>					
B229	Gear, drive transfer AW50-50SN/AF33-5/AF23-5	1	01-09	AE	97249-73603
B241	Gear, rear planetary ring (front) AW50-50SN/AF33-5/AF23-5	1	01-09	AE	97249-74903
B243	Planetary, rear AW50-50SN/AF33-5/AF23-5	1	01-09	AE	97249-75203
B244	Gear, rear sun AW50-50SN/AF33-5/AF23-5	1	01-09	AE	97249-75503
C246	Rear, planetary ring gear AW50-50SN/AF33-5/AF23-5	1	01-09	AE	97249-75803
C254	Housing, forward/direct w/shaft .844"od 2WD/non turbo	1	01-09	AE	97249-77403
C254	Housing, forward/direct w/shaft .870"od AWD/turbo	1	01-09	AE	97249-77503
D259	Gear, driven transfer AW50-50SN/AF33-5/AF23-5	1	01-09	AE	97249-78103
D261	Planetary, 4th/5th AW50-50SN/AF33-5/AF23-5	1	01-09	AE	97249-78403
D262	Gear, 4th/5th/underdrive ring AW50-50SN/AF33-5/AF23-5	1	01-09	AE	97249-78603
D265	Drum, 4th/5th/underdrive AW50-50SN/AF33-5/AF23-5	1	01-09	AE	97249-79303
E267	Planetary, 1st/2nd/reverse AW50-50SN/AF33-5/AF23-5	1	01-09	AE	97249-79603
E268	Gear, 1st/2nd/reverse ring AW50-50SN/AF33-5/AF23-5	1	01-09	AE	97249-79903
E273	Differential, w/spider gears w/o ring gear AW50-50SN/AF33-5/AF23-5	1	01-09	AE	97249-80603
E274	Gear, ring and pinion AW50-50SN/AF33-5/AF23-5	1	01-09	AE	97249-81003
<b>ELECTRICAL COMPONENTS</b>					
F320	Switch, w/harness 9-pin connector Volvo (neutral start)	1	01-09	9466012	97249-85004
F320	Switch, w/harness 7-pin connector Volvo (neutral start)	1	01-09	30896813	97249-85104
F320	Switch, w/o harness 9-pin connector GM/Satrun (neutral start)	1	02-03	24220734	90249-85004
F321	Sensor, set (input/output w/harness)	1	01-09	8636440	97249-85404





ILL	DESCRIPTION	QTY	YEAR	REFERENCE #	PART #	
<b>TECHNICAL MANUALS</b>						
K53	Tech manual AW60-40LE	dis/assembly diagnosis/troubleshooting	1	93-09	n/a	010-479
<b>REBUILDER KITS</b>						
K4	Master deluxe rebuild kit	AW60-40LE	1	92-03	AE	93234-10104
K4	Master deluxe rebuild kit	AW60-41SN	1	98-09	AE	93234-10114
K5	Master kit w/steels	AW60-40LE	1	92-03	AE	93234-11104
K5	Master kit w/steels	AW60-41SN	1	98-09	AE	93234-11114
K6	Master kit w/o steels	AW60-40LE	1	92-03	AE	93234-12104
K6	Master kit w/o steels	AW60-41SN	1	98-09	AE	93234-12114
K7	O/H gasket set w/seals-rings	AW60-40LE	1	92-03	2321	93234-13104
K13	Kit, valve body gaskets	AW60-40LE (AF13-20)	1	92-99	FDB-4784	93234-16004
K13	Kit, valve body gaskets	AW60-40LE (AF17)	1	99-03	FDB-4785	93234-16204
<b>GASKETS AND RUBBER COMPONENTS</b>						
G1	Gasket, side pan	AW60-40LE	1	92-09	n/a	93234-19004
A3	O'ring	AW60-40LE (pump body to case)	1	92-09	90444666	93234-21204
G31	O'ring	AW60-40LE (input speed sensor)	1	92-09	94385669	93234-23804
G32	O'ring	AW60-40LE (output speed sensor)	1	92-09	94385669	93234-23804
n/i	Multi lip seal (boot)	AW60-40LE (filler tube to case)	1	92-09	1259475	13925
n/i	Seal	AW60-40LE (valve body to case)	2	92-09	90348723	93234-29204
n/i	Seal	AW60-40LE (end housing to case)	4	92-09	90542614	93234-29404
n/i	Seal	front case half to rear case half	3	92-09	903385669	93234-29604
<b>METAL CLAD SEALS</b>						
A40	Seal, metal clad	AW60-40LE (front)	1	92-09	90348749	46200
G42	Seal, metal clad	AW60-40LE (axle right)	1	98-09	27441-600G10	93234-30204
G43	Seal, metal clad 12x22x7mm	AW60-40LE (manual lever shaft)	1	92-09	3520746-3	46202
G44	Seal, metal clad	axle right/left (right to 1997)	2	92-09	90486078	93234-30104
<b>SEALING RINGS</b>						
K10	Kit, sealing ring	AW60-40LE	1	92-09	FDB-3417	93234-31604
A50	Ring, sealing	AW60-40LE (stator support)	2	92-09	90444665	93234-33304
B52	Ring, sealing	AW60-40LE (input shaft small)	1	92-09	90348782	93234-33504
E54	Ring, sealing (butt cut)	AW60-40LE (forward housing)	2	92-09	90444542	93234-33804
E54	Ring, sealing (scarf cut)	AW60-40LE (forward housing)	1	92-09	90444674	93234-34004
G57	Ring, sealing	AW60-40LE (end housing)	5	92-09	90444631	93234-34304
<b>CLUTCH PLATES</b>						
A60	Steel .071" 4.100" id 6T	AW60-42LE (reverse clutch)	2	95-09	90444686	93234-37504
A60	Steel .071" 4.100" id 15T	AW60-41SN (reverse clutch)	2	98-09	09120554	93234-37514
A61	Friction .071" 4.962" od 44T	AW60-42LE (reverse clutch)	2	95-09	90444546	93234-35104
A61	Friction .071" 5.250" od 44T	AW60-41SN (reverse clutch)	2	98-09	09120553	93234-35114
B63	Friction .067" 6.302" od 33T	all (low/reverse clutch)	4	95-09	24220499	97248-35604
B64	Steel .071" 5.660" id 15T	all (low/reverse clutch)	3	95-09	90444973	93234-37604
D67	Friction .067" 5.600" od 51T	all (3-4/overdrive clutch)	2	95-09	90444669	93234-35304
D68	Steel .071" 4.680" id 36T	all (3-4/overdrive clutch)	2/3	95-97	90444885	93234-37704
D68	Steel .098" 4.680" id 36T	all (3-4/overdrive clutch)	1	98-09	115707-250	93234-37714
D69	Friction .067" 4.962" od 44T	all (coast clutch)	2	95-09	90444685	93234-35404
D70	Steel .071" 4.092" id 16T	all (coast clutch)	2/3	95-09	90444863	93234-37804
E71	Friction .067" 5.600" od 51T	all (forward clutch)	2	95-09	90444669	93234-35304
E72	Steel .071" 4.680" id 20T	all (forward clutch)	3	95-09	115701	93234-37904
E72	Steel .063" 4.680" id 20T	forward clutch	3	02-03	115701-160	93234-38004
<b>PRESSURE PLATES</b>						
B76	Pressure plate .140"	reverse clutch	1	95-09	AE	93234-41103
B77	Pressure plate .142"	low/reverse clutch (apply)	1	95-09	AE	93234-41403
B78	Pressure plate .142"	low/reverse clutch	1	95-09	AE	93234-41603
D80	Pressure plate .151"	3-4/overdrive clutch	1	95-09	AE	93234-42203
D81	Pressure plate .142"	3-4/overdrive clutch (apply)	1	95-09	AE	93234-42503



# AW60-40LE•AF13•AF17-AS17-4•AW60-41SN

AW60-40LE•41SN•AF13•AF17-AS17-4

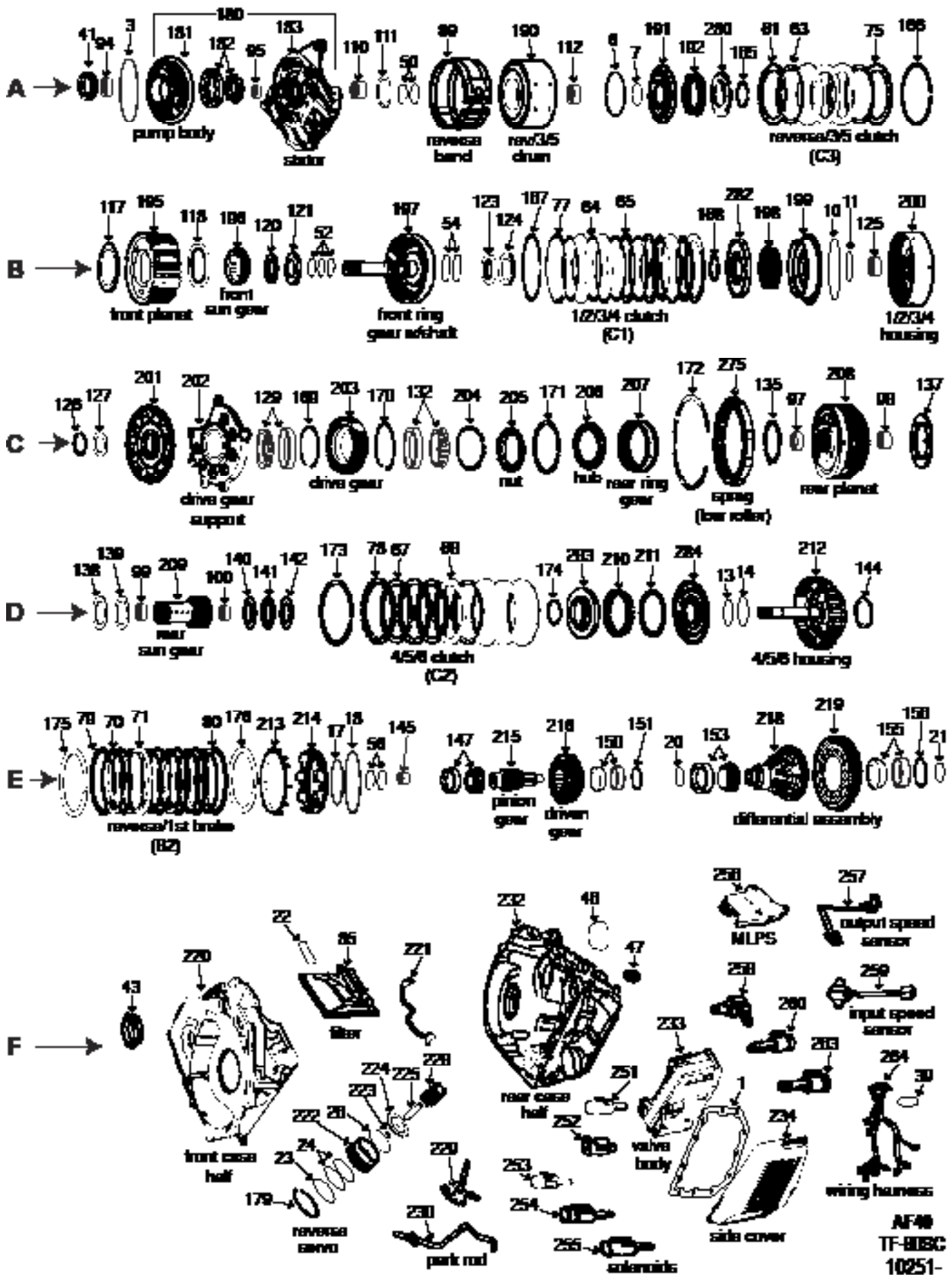
ILL	DESCRIPTION	QTY	YEAR	REFERENCE #	PART #
<b>PRESSURE PLATES (CONTINUED)</b>					
D82	Pressure plate .158" coast clutch	1	95-09	AE	93234-42903
D83	Pressure plate .126" coast clutch (apply)	1	95-09	AE	93234-43003
E84	Pressure plate .143" forward clutch	1	95-09	AE	93234-43203
<b>FILTERS</b>					
G90	Filter AW60-40LE	1	92-09	26445-60G10	93234-45004
<b>BANDS</b>					
A95	Band, flex AW60-40LE (2nd/4th)	1	95-09	26971-65G10	93234-47504
<b>BUSHINGS</b>					
K13	Kit, bushing AW60-40LE	1	95-09	AE	93234-50004
A101	Bushing AW60-40LE (pump body)	1	95-09	n/a	93234-50604
A102	Bushing AW60-40LE (pump stator)	2	95-09	n/a	93234-50704
C107	Bushing AW60-40LE (rear planetary front)	1	95-09	n/a	93234-51004
C108	Bushing AW60-40LE (rear planetary rear)	1	95-09	n/a	93234-51104
C109	Bushing AW60-40LE (rear sun gear front)	1	95-09	n/a	93234-51204
C110	Bushing AW60-40LE (rear sun gear rear)	1	95-09	n/a	93234-51204
<b>WASHERS/BEARINGS/RACES/SHIMS</b>					
K12	Kit, thrust bearing AW60-40LE	1	95-09	AE	93234-55104
A120	Thrust washer stator to reverse drum	1	55-09	n/a	93234-56104
A121	Bearing, thrust stator to reverse clutch hub	1	95-09	n/a	93234-56204
A122	Bearing, caged type stator to reverse drum (presses in drum)	1	95-09	n/a	93234-56304
B124	Bearing, thrust (open face 2 piece) input shaft w/rev hub to race	1	95-09	n/a	93234-56604
B125	Race, thrust bearing thrust bearing to pressure plate	1	55-09	n/a	93234-56804
B126	Thrust washer reverse pressure plate to drive gear	1	95-09	n/a	93234-57004
B127	Bearing, ball type w/retainer driven gear to rear case half	1	95-09	n/a	93234-57204
C130	Thrust washer inner sprag race to race (thrust bearing)	1	95-09	n/a	93234-57404
C131	Race, thrust bearing thrust washer to thrust bearing	1	95-09	n/a	93234-57504
C132	Bearing, thrust (open face 2 piece) race to front hub	1	55-09	n/a	93234-57604
C136	Washer, spacer sprag cap to front ring gear	1	95-09	n/a	93234-58004
C137	Bearing, thrust front hub to race (thrust bearing)	1	95-09	n/a	93234-58204
C138	Race, thrust bearing (4 tabs) thrust bearing to planetary	1	95-09	n/a	93234-58504
C139	Race, thrust bearing (4 tabs) planetary to thrust bearing	1	95-09	n/a	93234-58704
C141	Bearing, thrust (open face 2 piece) race to rear hub	1	95-09	n/a	93234-58904
C142	Bearing, thrust (open face 2 piece) sun gear to race (thrust bearing)	1	95-09	n/a	93234-59204
C143	Race, thrust bearing thrust bearing to rear hub	1	95-09	n/a	93234-59504
D149	Thrust washer rear hub to 3-4/overdrive/coast housing	1	95-09	n/a	93234-59904
E151	Bearing, thrust (open face 2 piece) 3-4/od/coast hsg to race (thrust bearing)	1	95-09	n/a	93234-60104
E153	Thrust washer 3-4/od/coast hsg to fwd drum spring/ret	1	95-09	n/a	93234-60404
E152	Race, thrust bearing thrust bearing to forward housing	1	95-09	n/a	93234-60504
E154	Bearing, thrust forward housing to end housing	1	95-09	n/a	93234-60604
E156	Bearing, thrust (open face 2 piece) front case half to race (thrust bearing)	1	95-09	n/a	93234-61004
E157	Bearing, caged type front case half to race (caged bearing)	1	95-09	n/a	93234-61104
E158	Race, thrust bearing thrust bearing to pinion shaft	1	95-09	n/a	93234-61204
E161	Race, caged bearing pinion shaft to caged bearing	1	95-09	n/a	93234-61304
E162	Race, thrust bearing driven gear to thrust bearing	1	95-09	n/a	93234-61404
E163	Bearing, thrust (open face 2 piece) race (thrust bearing) to caged bearing	1	95-09	n/a	93234-61504
E164	Bearing, caged type rear case half to race (caged bearing)	1	95-09	n/a	93234-61104
F167	Bearing, cup/cone type differential housing to front case half	1	95-09	n/a	93234-61604
F169	Bearing, cup/cone type differential housing to rear case half	1	95-09	n/a	93234-61604
F171	Shim caged bearing to rear case half	sel	95-09	n/a	93234-61704
<b>SNAP RINGS</b>					
A185	Snap ring reverse clutch retainer w/springs	1	95-09	AE	93234-62103
A186	Snap ring reverse clutch pressure plate (bottom)	1	95-09	AE	93234-62503
B188	Snap ring reverse clutch pressure plate (top)	1	95-09	AE	93234-62903



ILL	DESCRIPTION	QTY	YEAR	REFERENCE #	PART #
<b>SNAP RINGS (CONTINUED)</b>					
B190	Snap ring drive gear to rear housing	1	95-09	AE	93234-63203
B192	Snap ring low/reverse clutch retainer w/springs	1	95-09	AE	93234-63303
B193	Snap ring low/reverse clutch pressure plate	1	95-09	AE	93234-63503
C195	Snap ring low/reverse sprag	1	95-09	AE	93234-63803
C196	Snap ring front ring gear hub	1	95-09	AE	93234-64103
C198	Snap ring 3-4/overdrive clutch hub	1	95-09	AE	93234-64103
D199	Snap ring rear ring gear hub	1	95-09	AE	93234-65003
D200	Snap ring forward sprag	1	95-09	AE	93234-65403
D201	Snap ring 3-4/overdrive clutch pressure plate	1	95-09	AE	93234-65803
D202	Snap ring coast clutch pressure plate	1	95-09	AE	93234-65803
D203	Snap ring coast clutch retainer w/springs	1	95-09	AE	93234-66303
E205	Snap ring forward clutch pressure plate	1	95-09	AE	93234-65803
E206	Snap ring forward clutch retainer w/springs	1	95-09	AE	93234-66803
<b>PUMP PARTS AND PUMPS</b>					
A215	Pump assembly need exchange	1	95-09	AE	93234-67003
<b>HARD PARTS</b>					
A220	Drum, reverse clutch AW60-40LE	1	95-09	AE	93234-72303
A221	Piston, reverse clutch AW60-40LE	1	95-09	AE	93234-72603
A222	Retainer, w/springs AW60-40LE (reverse clutch)	1	95-09	AE	93234-72703
B223	Shaft, input w/reverse hub AW60-40LE	1	95-09	AE	93234-73003
B224	Gear, drive transfer AW60-40LE	1	95-09	AE	93234-73203
B228	Nut, drive transfer gear AW60-40LE	1	95-09	AE	93234-73403
B230	Piston, low/reverse clutch AW60-43LE	1	95-09	AE	93234-73503
B231	Retainer, w/springs AW60-40LE (low/reverse clutch)	1	95-09	AE	93234-73603
C233	Race, inner AW60-40LE (low/reverse sprag)	1	95-09	AE	93234-74003
C234	Gear, front ring AW60-40LE	1	95-09	AE	93234-74503
C235	Hub, front ring gear AW60-40LE	1	95-09	AE	93234-74703
C237	Planetary AW60-40LE	1	95-09	AE	93234-75003
C238	Shaft, sun gear AW60-40LE	1	95-09	AE	93234-75503
C239	Hub, 3-4/overdrive clutch AW60-40LE	1	95-09	AE	93234-76003
D241	Hub, rear ring gear AW60-40LE	1	95-09	AE	93234-76303
D242	Gear, front ring AW60-40LE	1	95-09	AE	93234-76503
D243	Race, outer forward sprag AW60-40LE	1	95-09	AE	93234-77003
D244	Retainer, sprag AW60-40LE	1	95-09	AE	93234-77203
D245	Retainer, w/springs AW60-40LE (3-4/overdrive clutch)	1	95-09	AE	93234-77503
D246	Piston, coast clutch AW60-40LE	1	95-09	AE	93234-78003
D247	Piston, 3-4/overdrive clutch AW60-40LE	1	95-09	AE	93234-78303
D248	Housing, 3-4/overdrive/coast clutch AW60-40LE	1	95-09	AE	93234-78603
E250	Retainer, w/springs AW60-40LE (forward clutch)	1	95-09	AE	93234-78803
E251	Piston, forward clutch AW60-40LE	1	95-09	AE	93234-78903
E252	Housing, forward clutch AW60-40LE	1	95-09	AE	93234-79503
E254	Shaft, pinion AW60-40LE	1	95-09	AE	93234-80303
E255	Gear, driven transfer AW60-40LE	1	95-09	AE	93234-80603
E256	Nut, transfer gear to pinion shaft AW60-40LE	1	95-09	AE	93234-81003
F259	Differential assembly AW60-40LE	1	95-09	AE	93234-81603
F260	Gear, ring differential AW60-40LE	1	95-09	AE	93234-82003
F262	Spring, 2nd/4th servo AW60-40LE	1	95-09	AE	93234-83403
F268	Servo, assembly 2nd/4th AW60-40LE	1	95-09	AE	93234-83503
G270	Roller, detent (spring) AW60-40LE	1	95-09	AE	93234-82903
G274	Pin, park pawl AW60-40LE	1	95-09	AE	93234-83003
G275	Spring, park pawl AW60-40LE	1	95-09	AE	93234-83203
G276	Pawl, park AW60-40LE	1	95-09	AE	93234-83103
G283	Cone, rooster AW60-40LE	1	95-09	AE	93234-82803





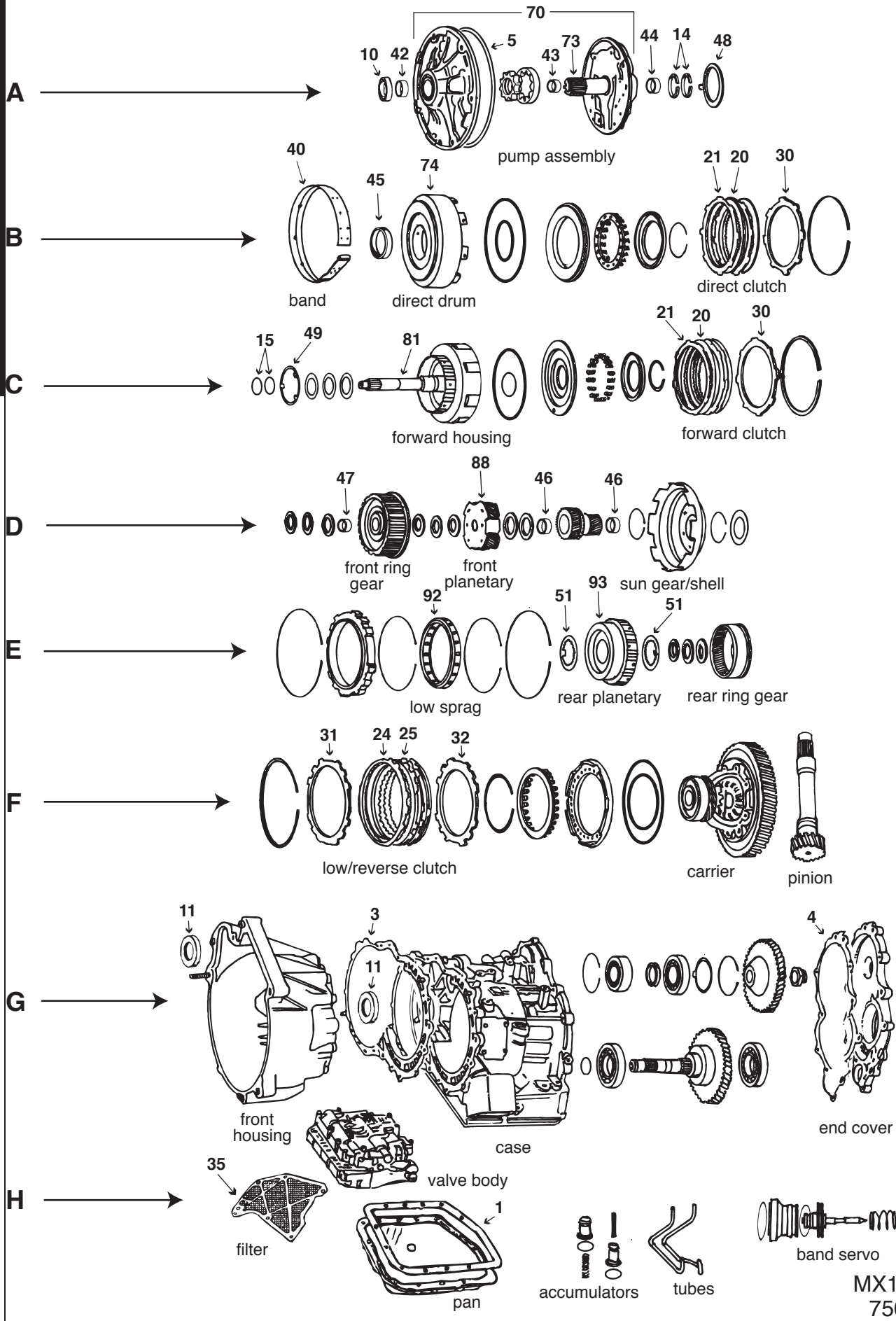


ILL	DESCRIPTION	QTY	YEAR	REFERENCE #	PART #	
<b>REBUILDER KITS</b>						
K5	Master kit w/steels	TF-80SC/AF40-6	1	09-10	AE	10251-11004
K5	Master kit w/steels	TF-80SC/AF40-6	1	09-10	AE	10251-11104
K6	Master kit w/o steels	TF-80SC/AF40-6	1	09-10	AE	10251-12004
K6	Master kit w/o steels	TF-80SC/AF40-6	1	09-10	AE	10251-12104
K7	O/H gasket set w/seals-rings	TF-80SC/AF40-6	1	09-10	AE	10251-13004
K7	O/H gasket set w/seals-rings	TF-80SC/AF40-6	1	09-10	DP2512	10251-13104
<b>GASKETS AND RUBBER COMPONENTS</b>						
F1	Gasket, oil pan	TF-80SC/AF40 (Farpak®) side cover	1	09-10	B11527	97251-19104
<b>METAL CLAD SEALS</b>						
F41	Seal, metal clad	front	1	09-10	B37082	75250-30004
F43	Seal, metal clad	right axle	1	09-10	B37092	10251-30104
F46	Seal, metal clad	left axle	1	09-10	B37093	10251-30204
F47	Seal, metal clad 12x22x7mm	manual shift shaft	1	09-10	n/a	46202
<b>SEALING RINGS</b>						
K10	Kit, sealing ring	TF-80SC	1	09-10	n/a	75250-31504
<b>CLUTCH PLATES</b>						
A61	Steel .091" 5.557" id 36T (sets of 2)	C3 (reverse/3rd/5th clutch)	4	09-10	197705-230	97251-37504
A63	Friction .067" 6.523" od 54T	C3 (reverse/3rd/5th clutch)	4	09-10	197704-170	97251-35104
B64	Friction .067" 6.186" od 54T	C1 (1st/2nd/3rd/4th clutch)	6	09-10	197700-170	97251-35204
B65	Steel .071" 5.558" id 40T	C1 (1st/2nd/3rd/4th clutch)	6	09-10	197701-180	97251-37604
D67	Friction .067" 6.293" od 55T	C2 (4th/5th/6th clutch)	3	09-10	197702-170	97251-35304
D68	Steel .071" 5.637" id 36T	C2 (4th/5th/6th clutch)	3	09-10	197703-180	97251-37704
E70	Friction .067" 7.306" od 60T	B2 (reverse/1st engine brake clutch)	5	09-10	197706-170	97251-35404
E71	Steel .071" 6.811" id 14T (sets of 2)	B2 (reverse/1st engine brake clutch)	5	09-10	197707-180	97251-37804
<b>PRESSURE PLATES</b>						
A75	Pressure plate 36T (stepped)	C3 (reverse/3rd/5th clutch)	1	09-10	AE	97251-41103
B77	Pressure plate 40T (stepped)	C1 (1st/2nd/3rd/4th clutch)	1	09-10	AE	97251-41503
E78	Pressure plate 36T (stepped)	C2 (4th/5th/6th clutch)	1	09-10	AE	97251-42003
E79	Pressure plate 14T (backing)(sets of 2)	B2 (reverse/1st engine brake)	1	09-10	AE	97251-42503
E80	Pressure plate 14T (apply)(sets of 2)	B2 (reverse/1st engine brake)	1	09-10	AE	97251-43003
<b>FILTERS</b>						
F85	Filter	TF-80SC/AF40	1	09-10	n/a	97251-45004
<b>BANDS</b>						
A89	Band	TF-80SC	1	09-10	n/a	75250-47504
<b>WASHERS/BEARINGS/RACES/SHIMS</b>						
A114	Washer, thrust	pump support to drum	1	09-11	n/a	97251-56304
B115	Bearing, thrust	front sun gear to ring gear	1	09-11	n/a	97251-56804
B116	Race, thrust	front sun gear to ring gear	1	09-11	n/a	97251-57004
B117	Washer, thrust	front sun gear to ring gear	1	09-11	n/a	97251-57204
B118	Washer, thrust	front planetary to ring gear	1	09-11	n/a	97251-57504
B119	Race, thrust	front planetary to ring gear	1	09-11	n/a	97251-57704
B120	Bearing, thrust	front planetary to ring gear	1	09-11	n/a	97251-57804
B121	Race, thrust	front planetary to ring gear	1	09-11	n/a	97251-58004
B123	Bearing, thrust	front ring gear to housing	1	09-11	n/a	97251-58204
B124	Race, thrust	front ring gear to housing	1	09-11	n/a	97251-58304
C126	Race, thrust	drive shell to housing	1	09-11	n/a	97251-58504
C127	Bearing, thrust	drive shell to housing	1	09-11	n/a	97251-58604
C129	Bearing, cup/cone	drive gear (front)	1	09-11	n/a	97251-58704
C132	Bearing, cup/cone	drive gear (rear)	1	09-11	n/a	97251-58704
C134	Washer, thrust	rear ring gear to planetary	1	09-11	n/a	97251-58804
C135	Washer, thrust	rear ring gear to planetary	1	09-11	n/a	97251-58904
C137	Washer, thrust	rear planetary	1	09-11	n/a	97251-59204
D138	Bearing, thrust	rear sun gear to planetary	1	09-11	n/a	97251-59304

ILL	DESCRIPTION	QTY	YEAR	REFERENCE #	PART #
<b>WASHERS/BEARINGS/RACES/SHIMS (CONTINUED)</b>					
D139	Race, thrust rear sun gear to planetary	1	09-11	n/a	97251-59404
D140	Race, thrust rear sun gear to housing	1	09-11	n/a	97251-59504
D141	Bearing, thrust rear sun gear to housing	1	09-11	n/a	97251-59604
D142	Race, thrust rear sun gear to housing	1	09-11	n/a	97251-59704
D144	Bearing, thrust 4/5/6 housing to case	1	09-11	n/a	97251-59904
E147	Bearing, cup/cone pinion gear (front)	1	09-11	n/a	97251-60104
E150	Bearing, cup/cone pinion gear (rear)	1	09-11	n/a	97251-60204
E151	Washer, shim differential bearing	sel	09-11	n/a	97251-60504
E153	Bearing, cup/cone differential housing	1	09-11	n/a	97251-60704
E155	Bearing, cup/cone differential housing (ring gear side)	1	09-11	n/a	97251-60904
E156	Washer, shim differential bearing	sel	09-11	n/a	97251-61004
<b>SNAP RINGS</b>					
A165	Snap ring C3 clutch spring retainer	1	09-10	AE	97251-62403
A166	Snap ring C3 clutch pressure plate	1	09-10	AE	97251-62503
B168	Snap ring C1 clutch pressure plate	1	09-11	AE	97251-62803
B169	Snap ring C1 clutch spring retainer	1	09-11	AE	97251-63003
C171	Snap ring seat for drive gear bearings	1	09-11	AE	97251-63503
C172	Snap ring sprag in case	1	09-11	AE	97251-63803
D173	Snap ring C2 clutch pressure plate	1	09-11	AE	97251-64103
D174	Snap ring C2 clutch spring retainer	1	09-11	AE	97251-64303
E176	Snap ring B2 clutch pressure plate	1	09-11	AE	97251-64603
F179	Snap ring reverse servo cover	1	09-11	AE	97251-65103
<b>PUMP PARTS AND PUMPS</b>					
A180	Pump assembly AF40-6 (AWD)	1	09-11	AE	97251-67003
A181	Body, pump w/gears AF40-6 (AWD)	1	09-11	AE	97251-67503
A182	Gears, pump (inner/outer) AF40-6 (AWD)	1	09-11	AE	97251-68104
A183	Support, pump w/shaft AF40-6 (AWD)	1	09-11	AE	97251-68503
<b>HARD PARTS</b>					
A190	Drum, reverse/3/5th clutch AF40-6 (AWD)	1	09-10	AE	97251-72303
A191	Piston, reverse/3/5th clutch AF40-6 (AWD)	1	09-11	AE	97251-72503
A192	Retainer, w/spring AF40-6 (AWD)	1	09-11	AE	97251-72603
B195	Gear, front sun AF40-6 (AWD)	1	09-11	AE	10251-73003
B196	Planetary, front AF40-6 (AWD)	1	09-11	AE	10251-73203
B197	Gear, front ring (w/shaft) AF40-6 (AWD)	1	09-11	AE	10251-73503
B198	Retainer, w/springs C1 clutch	1	09-11	AE	97251-73703
B199	Piston, C1 clutch AF40-6 (AWD)	1	09-11	AE	97251-73803
B200	Housing, C1 clutch 1/2/3/4th	1	09-11	AE	97251-74003
C201	Shell, drive AF40-6 (AWD)	1	09-11	AE	97251-74303
C202	Support, drive gear AF40-6 (AWD)	1	09-11	AE	97251-74603
C203	Gear, drive AF40-6 (AWD)	1	09-11	AE	10251-74903
C240	Retainer, drive gear nut AF40-6 (AWD)	1	09-11	AE	97251-75103
C205	Nut, drive gear AF40-6 (AWD)	1	09-11	AE	97251-75203
C206	Gear, rear ring AF40-6 (AWD)	1	09-11	AE	10251-75503
C207	Planetary, rear AF40-6 (AWD)	1	09-11	AE	10251-75803
D208	Gear, rear sun AF40-6 (AWD)	1	09-11	AE	10251-76203
D209	Retainer, w/springs C2 clutch	1	09-11	AE	97251-76503
D210	Retainer, spring seat AF40-6 (AWD)	1	09-11	AE	97251-76603
D212	Housing, C2 clutch 4/5/6th clutch	1	09-11	AE	97251-77003
E213	Retainer, w/springs B2 (clutch reverse/1st brake)	1	09-11	AE	97251-77304
E214	Piston, B2 clutch clutch reverse/1st brake	1	09-11	AE	97251-77403
E215	Gear, pinion AF40-6 (AWD)	1	09-11	AE	10251-77503
E216	Gear, driven AF40-6 (AWD)	1	09-11	AE	10251-77803
E218	Differential assembly w/o ring gear	11	09-11	AE	10251-78003



ILL	DESCRIPTION	QTY	YEAR	REFERENCE #	PART #
<b>HARD PARTS (CONTINUED)</b>					
E219	Gear, ring AF40-6 (AWD)	1	09-11	AE	10251-78503
F220	Housing, front half AF40-6 (AWD)	1	09-11	AE	10251-78703
F224	Piston, reverse servo (w/pin) AF40-6 (AWD)	1	09-11	AE	97251-79003
F232	Housing, rear half AF40-6 (AWD)	1	09-11	AE	10251-80403
F233	Valve body w/solenoids AF40-6 (AWD)	1	09-11	AE	10251-82003
F234	Pan, side cover AF40-6 (AWD)	1	09-11	AE	97251-82503
<b>ELECTRICAL COMPONENTS</b>					
F251	Solenoid line pressure	1	09-11	52-0486	75250-85504
F252	Solenoid shift B	1	09-11	n/a	10251-85604
F253	Solenoid shift E	1	09-11	52-0485	10156-85104
F254	Solenoid shift C	1	09-11	52-0485	10156-85104
F255	Solenoid TCC	1	09-11	52-0483	10156-85404
F256	Switch, MLPS neutral start	1	09-11	n/a	10251-86004
F257	Sensor, output speed (VSS) AF40-6 (AWD)	1	09-10	n/a	10251-86104
F258	Solenoid shift A	1	09-11	n/a	10251-86204
F259	Sensor, input speed (TSS) AF40-6 (AWD)	1	09-11	n/a	10251-86304
F260	Solenoid shift F	1	09-11	52-0484	10156-85204
F263	Solenoid shift D	1	09-11	52-0484	10156-85204
F264	Harness, internal wiring AF40-6 (AWD)	1	09-10	n/a	10251-86604
<b>SPRAGS</b>					
C275	Sprag, low (assembly) AF40-6 (AWD)	1	09-11	n/a	97251-94004
C275	Sprag, low (assembly) AF40-6 (AWD)	1	09-11	AE	97251-94003
<b>BONDED PISTONS</b>					
A280	Piston, bonded rubber (balance) C3 clutch	1	09-11	n/a	97251-96304
B282	Piston, bonded rubber (balance) C1 clutch	1	09-11	n/a	97251-96504
D283	Piston, bonded rubber (balance) C2 clutch	1	09-11	n/a	97251-96604
D284	Piston, bonded rubber C2 clutch	1	09-11	n/a	97251-96704
<b>NOTES</b>					



MX17/A210  
75000M

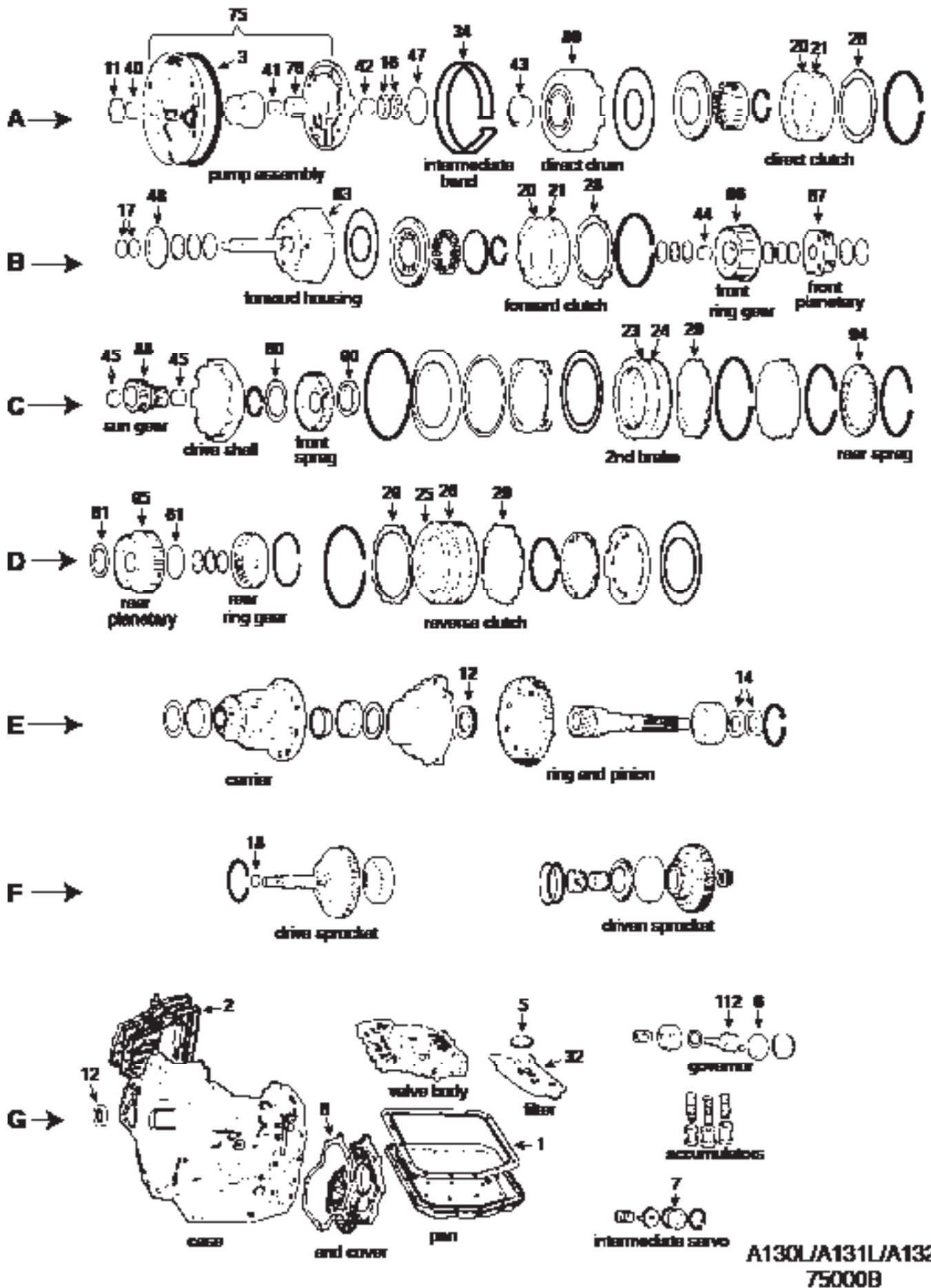
ILL	DESCRIPTION		QTY	YEAR	REFERENCE #	PART #
<b>TECHNICAL MANUALS</b>						
K53	Tech manual MX17 dis/assembly	diagnosis/troubleshooting	1	85-01	83-SPR3TM	010-424
<b>REBUILDER KITS</b>						
K5	Master kit w/steels	MX17/A210	1	85-01	AE	K7500M
K5	Master kit w/steels	Daihatsu	1	88-92	AE	K7500H
K6	Master kit w/o steels	MX17/A210	1	85-01	AE	K7500M-LS
K6	Master kit w/o steels	Daihatsu	1	88-92	AE	K7500H-LS
K7	O/H gasket set w/seals-rings	MX17/A210	1	85-01	AE	K75900M
K7	O/H gasket set w/seals-rings	Daihatsu	1	88-92	AE	K75900H
<b>GASKETS AND RUBBER COMPONENTS</b>						
H1	Gasket, oil pan	cork/neoprene	1	85-01	24784-82300	13950X
H1	Gasket, oil pan	Duraprene®	1	85-01	96053920	13950D
G3	Gasket, main case to bell housing	(except below)	1	85-01	96062446	13823
G3	Gasket, main case to bell housing	Daihatsu	1	88-92	35142-87705	13824
G4	Gasket, rear case cover	Daihatsu (4 cyl)	1	88-92	35182-87704	13817
G4	Gasket, rear case cover	Daihatsu (3 cyl)	1	88-92	35142-87704	13818
G4	Gasket, rear case cover	MX17/A210	1	85-01	24730-62300	13816
A5	O'ring	pump	1	85-01	22882-82300	13471
n/i	Gasket	2nd brake servo	1	85-01	96053919	13815
n/i	O'ring	servo cover	2	85-01	96054022	23877
n/i	O'ring	filler tube/throttle cable	2	85-01	96053921	13103
n/i	O'ring	speedometer	1	85-01	96710-02018	23879
<b>METAL CLAD SEALS</b>						
A10	Seal, metal clad	front	1	85-01	96053884	46200
G11	Seal, metal clad	axle shaft left/right	2	85-01	96054226	75201M
G11	Seal, metal clad	Daihatsu (axle shaft left/right)	2	88-92	n/a	75201D
n/i	Seal, metal clad 16x7x6mm	speedometer gear shaft	1	85-01	96053969	50207
n/i	Seal, metal clad 12x22x7mm	manual lever shaft	1	85-01	96054141	46202
<b>SEALING RINGS</b>						
K10	Kit, sealing ring (complete)	MX17/A210	1	85-01	AE	K75300M
A14	Ring, sealing (teflon) 2.050" od	stator shaft	2	85-87	96054133	75300T
A14	Ring, sealing (teflon) 2.225" od	stator shaft	2	88-01	96057149	75300AT
C15	Ring, sealing (teflon)	input shaft	2	85-01	96053893	75301T
n/i	Ring, sealing (teflon)	servo small	1	85-01	96054021	75306T
n/i	Ring, sealing (teflon)	servo large	1	85-01	96054020	75307T
n/i	Ring, sealing (teflon)	output shaft	1	85-01	96053887	75305T
<b>CLUTCH PLATES</b>						
BC20	Friction .067" 4.971" od 40T	forward/direct clutch	5	85-01	96053987	75100
BC21	Steel .071" 4.138" id 8T	forward/direct clutch	5	85-01	96053988	75101
F24	Friction .067" 5.590" od 33T (thin paper)	low/reverse clutch	4	85-01	96054025	75102
F25	Steel .071" 4.580" id 12T (narrow spline)	low/reverse clutch	4	85-01	96054026	75105
<b>PRESSURE PLATES</b>						
BC30	Pressure plate .102" 2.6mm	forward/direct clutch 8T	1	85-01	35675-32030	75716-R
BC30	Pressure plate .110" 2.8mm	forward/direct clutch 8T	1	85-01	35675-17010	75716A-R
BC30	Pressure plate .118" 3.0mm	forward/direct clutch 8T	1	85-01	96053989	75716B-R
BC30	Pressure plate .126" 3.2mm	forward/direct clutch 8T	1	85-01	35675-12010	75716C-R
BC30	Pressure plate .130" 3.3mm	forward/direct clutch 8T	1	85-01	96053990	75716D-R
F31	Pressure plate .110" 2.8mm	low/reverse clutch (backing)	1	85-01	96054027	75714-R
F32	Pressure plate	low/reverse clutch (apply)	1	85-01	91171244	75717-R
<b>FILTERS</b>						
K9	Kit, filter	MX17/A210	1	85-01	AE	DK75800M
K9	Kit, filter	MX17/A210	1	85-01	AE	FK75800M
H35	Filter	MX17/A210	1	85-01	96053975	75800M

# MX17•A210

MX17

ILL	DESCRIPTION			QTY	YEAR	REFERENCE #	PART #
<b>BANDS</b>							
B40	Band, flex 1.180" wide	2nd coast brake	1	85-01	96054009		<b>75700M</b>
<b>BUSHINGS</b>							
A42	Bushing	pump body	1	85-01	n/a		<b>46001</b>
A43	Bushing 17mm 21.561mm bore	stator support (front)	1	85-01	n/a		<b>46007A</b>
A44	Bushing	stator support (rear)	1	85-01	n/a		<b>75002</b>
B45	Bushing	direct drum	1	85-87	n/a		<b>75000</b>
B45	Bushing	direct drum	1	88-01	n/a		<b>75001</b>
D46	Bushing	sun gear	2	85-01	n/a		<b>75005</b>
D47	Bushing	ring gear flange (input hub)	1	85-01	n/a		<b>75006</b>
<b>WASHERS/BEARINGS/RACES/SHIMS</b>							
A48	Thrust washer	direct clutch drum to pump stator	1	85-87	35616-32010		<b>75404</b>
A48	Thrust washer	direct clutch drum to pump stator	1	88-01	96057150		<b>75404A</b>
C49	Thrust washer	direct drum to forward housing	1	85-87	96053996		<b>75405</b>
C49	Thrust washer	direct drum to forward housing	1	88-01	96057151		<b>75405A</b>
E51	Thrust washer	planetary (front and rear)	2	85-01	96053943		<b>75401</b>
<b>PUMP PARTS AND PUMPS</b>							
A70	Pump, complete	MX17/A210	1	85-87	91172175		<b>75920-R</b>
A70	Pump, assembly (complete)	MX17/A210	1	88-01	96057143		<b>75200M-R</b>
A73	Shaft, pump stator	press in	1	85-01	35104-32010		<b>75969</b>
<b>HARD PARTS</b>							
B74	Drum, direct clutch	MX17/A210	1	85-87	96053993		<b>75921G-R</b>
B74	Drum, direct clutch	MX17/A210	1	88-01	96057146		<b>75921E-R</b>
C81	Housing, forward w/input shaft	MX17/A210	1	85-01	91171212		<b>75922B-R</b>
D88	Planetary, front	MX17/A210	1	85-01	96053934		<b>75925-R</b>
E93	Planetary, rear	MX17/A210	1	85-01	96053942		<b>75748-R</b>
<b>ELECTRICAL COMPONENTS</b>							
n/i	Solenoid	2nd clutch	1	85-01	91173730		<b>5A-177</b>
n/i	Solenoid	direct clutch	1	85-01	91173731		<b>5A-195</b>
<b>SPRAGS</b>							
E92	Sprag (20 elements)	low/reverse	1	85-01	96054031		<b>75926</b>
<b>NOTES</b>							





A130L/A131L/A132L  
7500B



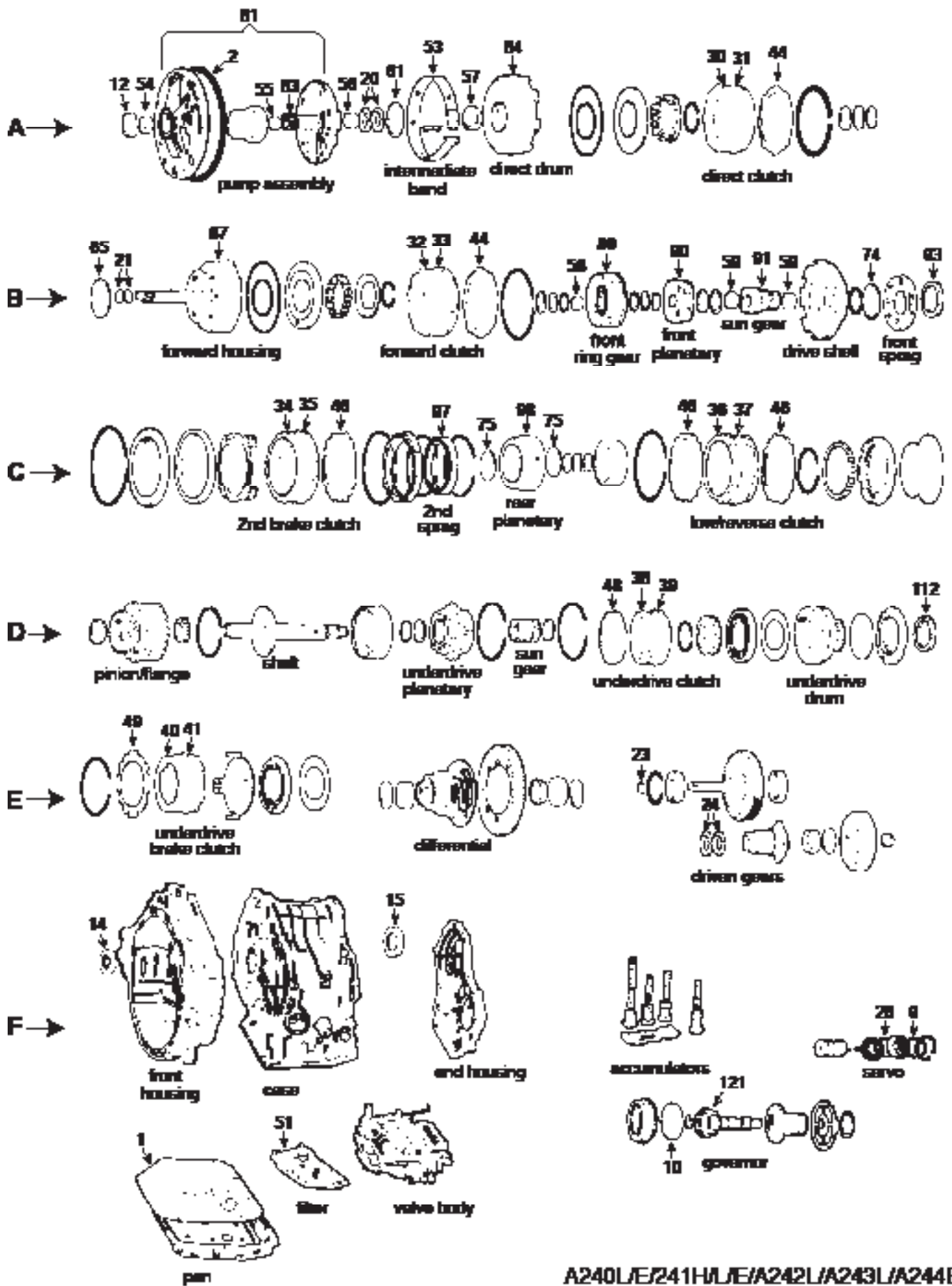
ILL	DESCRIPTION	QTY	YEAR	REFERENCE #	PART #
<b>TECHNICAL MANUALS</b>					
K53	Tech manual Toyota A140 dis/assembly diagnosis/troubleshooting	1	84-02	83-140TM	010-406
<b>REBUILDER KITS</b>					
K4	Master deluxe rebuild kit	1	84-02	AE	K7500B-R
K5	Master kit w/steels	1	84-02	AE	K7500B
K6	Master kit w/o steels	1	84-02	AE	K7500B-LS
K7	O/H gasket set w/seals-rings	1	84-02	AE	K75900B
<b>GASKETS AND RUBBER COMPONENTS</b>					
G1	Gasket, oil pan	1	84-02	35168-32010	13470X
G1	Gasket, oil pan	1	84-02	35168-32010F	13470D
G2	Gasket, differential cover	1	84-85	41182-32010	23001
G2	Gasket, differential cover	1	84-02	41182-12010	23002
G2	Gasket, differential cover	1	84-02	35144-10010	23003
A3	O'ring	1	84-02	96054134	13471
n/i	Gasket kit	1	84-02	FDB-4835	13473
G5	Gasket 1.125" id	1	84-02	35339-32010	13474
G6	O'ring	1	84-02	90301-67001	23013
G7	O'ring	2	84-02	90301-41002	23014
G8	Gasket	1	84-87	35144-12020	13472
n/i	O'ring	1	84-02	96711-24018	23879
n/i	O'ring	2	84-02	90301-09173	13103
n/i	Seal	1	84-02	35147-16010	23021
n/i	Seal	1	84-02	35148-32011	23022
n/i	Ball, check .250" od (viton)	1	84-02	35496-22030	13924
n/i	Ball, check .218" od (viton)	5	84-02	35495-22010	13923
<b>METAL CLAD SEALS</b>					
A11	Seal, metal clad	1	84-02	90311-38020	46200
EG12	Seal, metal clad 55x35x9mm (not in kit)	2	84-02	90311-35010	75201A
EG12	Seal, metal clad 54x35x9mm	2	84-97	90311-34005	75201B
G12	Seal, metal clad 54x35x9mm	1	98-02	90311-34007	75201B
E12	Seal, metal clad	1	98-02	90311-34022	75201
E14	Seal, metal clad	2	84-02	90311-34003	75203
n/i	Seal, metal clad 12x22x7mm	1	84-02	90311-12002	46202
n/i	Seal, metal clad	1	84-02	90310-09001	46203
<b>SEALING RINGS</b>					
K10	Kit, sealing ring	1	84-02	AE	K75300
A16	Ring, sealing (teflon) 2.050" od	2	84-02	35617-22011	75300T
B17	Ring, sealing (teflon)	2	84-02	35712-32010	75301T
F18	Ring, sealing (teflon)	1	84-02	35748-32010	75305T
n/i	Ring, sealing (teflon) 45mm	1	84-02	35865-32010	63303T
<b>CLUTCH PLATES</b>					
AB20	Friction .067" 4.971" od 40T	5/7	84-02	35633-32020	75100
AB21	Steel .071" 4.138" id 8T	5/7	84-02	35634-32010	75101
C23	Friction .067" 5.590" od 33T (thin paper)	3	84-02	35677-32030	75102
C24	Steel .071" 4.580" id 12T	3	84-02	94846071	75103
D25	Friction .067" 5.590" od 33T (thin paper)	6	84-02	35677-32040	75102
D26	Steel .071" 4.580" id 12T (narrow spline)	5	84-02	94845450	75105
<b>PRESSURE PLATES</b>					
AB28	Pressure plate .102" 2.6mm	sel	84-02	35675-32030	75716-R
AB28	Pressure plate .110" 2.8mm	sel	84-02	35675-17010	75716A-R
AB28	Pressure plate .118" 3.0mm	sel	84-02	35675-32010	75716B-R
AB28	Pressure plate .126" 3.2mm	sel	84-02	35675-12010	75716C-R
AB28	Pressure plate .130" 3.3mm	sel	84-02	35675-32030	75716D-R
CD29	Pressure plate .110" 2.8mm	1/3	84-02	35676-12030	75714-R

ILL	DESCRIPTION		QTY	YEAR	REFERENCE #	PART #
<b>FILTERS</b>						
K9	Kit, filter	neoprene/cork	1	84-02	AE	FK75800
K9	Kit, filter	Duraprene®	1	84-02	AE	DK75800
G32	Filter	A130L/A131L/A132L	1	84-02	35330-20012	75800
<b>BANDS</b>						
A34	Band, flex	2nd coast brake	1	84-02	9654009	75700
<b>BUSHINGS</b>						
K13	Kit, bushing	A130L/A131L/A132L	1	84-02	AE	K75901
A40	Bushing	pump body	1	84-02	n/a	46001
A41	Bushing 17mm 21.561mm bore	stator support (front)	1	84-02	n/a	46007A
A42	Bushing	stator support (rear)	1	84-02	n/a	75002
A43	Bushing	direct drum	1	84-02	n/a	75000
B44	Bushing	ring gear flange (input hub)	1	84-02	n/a	75006
C45	Bushing	sun gear	2	84-02	n/a	75005
<b>WASHERS/BEARINGS/RACES/SHIMS</b>						
A47	Thrust washer	direct drum to pump stator	1	84-02	35616-32010	75404
B48	Thrust washer	direct drum to forward housing	1	84-02	35616-32021	75405
B60	Thrust washer	drive shell to intermediate sprag (front)	1	84-02	35739-32011	75402
D61	Thrust washer	rear planetary (front and rear)	2	84-02	35738-12010	75401
n/i	Bearing, cup and cone	final drive pinion	1	84-02	90366-35090	90366-35013
<b>PUMP PARTS AND PUMPS</b>						
A75	Pump, complete	A130L/A131L	1	84-02	AE	75920-R
A76	Shaft, pump stator	press in	1	84-02	35370-32031	75969
<b>HARD PARTS</b>						
A80	Drum, direct clutch	2 clutch	1	84-02	35605-32020	75921-R
A80	Drum, direct clutch	3 clutch	1	84-02	35370-32H01	75921A-R
B83	Housing, forward w/input shaft	3 clutch	1	84-02	35701-32010	75922-R
B83	Housing, forward w/input shaft	4 clutch	1	84-02	35701-32030	75922A-R
B86	Gear, ring	front planetary	1	84-02	35743-32020	75940-R
B87	Planetary, front	A130L	1	84-02	35720-32010	75925-R
C88	Gear, sun	forward	1	84-02	35706-32030	75924-R
D95	Planetary, rear	A130L	1	84-02	35762-12020	75748-R
G112	Governor assembly	A130L	1	84-02	n/a	75410-R
<b>SPRAGS</b>						
C90	Sprag (18 elements)	front (intermediate)	1	84-02	35791-32020	46502
C94	Sprag (20 elements)	low/reverse	1	84-02	35792-32011	75926
<b>NOTES</b>						

**NOTES**

**NOTES**

Lined writing area with horizontal lines.



A240L/E/A241H/L/E/A242L/A243L/A244E  
75000A

ILL	DESCRIPTION	QTY	YEAR	REFERENCE #	PART #	
<b>REBUILDER KITS</b>						
K4	Master deluxe rebuild kit	A240L/A241L/A242L/A243L	1	85-99	AE	K7500A-R
K5	Master kit w/steels	A240L/A241L/A242L/A243L	1	85-99	AE	K7500A
K6	Master kit w/o steels	A240L/A241L/A242L/A243L	1	85-99	AE	K7500A-LS
K7	O/H gasket w/seals-rings	A240L/A241L/A242L/A243L	1	85-99	AE	K75900A
K11	Gasket and seal kit	A240L/A241L/A242L/A243L	1	85-99	AE	K75900A-1
<b>GASKETS AND RUBBER COMPONENTS</b>						
F1	Gasket, oil pan	neoprene/cork	1	85-99	35168-12020	13470AX
F1	Gasket, oil pan	Duraprene®	1	85-99	35168-12020f	13470AD
A2	O'ring	pump body	1	85-99	90301-99024	13471
F9	O'ring	servo cover	2	85-99	90301-41002	23014
F10	O'ring	governor cover	1	85-99	90301-68001	23013
n/i	Gasket	filter	1	85-99	35339-12010	13474A
n/i	O'ring	filler tube and throttle cable	2	85-99	90301-09173	13103
n/i	O'ring	speedo sleeve	1	85-99	96711-24030	23010
<b>METAL CLAD SEALS</b>						
A12	Seal, metal clad	front	1	85-99	90311-38020	46200
F14	Seal, metal clad 54x35x9mm	axle shaft (gas only)	1	85-99	90311-34012	75201B
F14	Seal, metal clad 55x35x9mm (not in kit)	axle shaft (diesel only)	1	85-99	90311-35019	75201A
F14	Seal, metal clad (not in kit)	axle right (AWD)	1	88-92	90311-44004	75201E
F15	Seal, metal clad 63x34x9mm	axle left (A240L/E/A244E)	1	85-99	90311-34013	75201C
F15	Seal, metal clad 63x35x9mm	axle left (A241L/E/A243L)	1	85-99	90311-35020	75201F
n/i	Seal, metal clad 12x22x7mm	manual lever shaft	1	85-99	90311-12002	46202
n/i	Seal, metal clad	speedo gear shaft	1	85-99	90310-09001	46203
<b>SEALING RINGS</b>						
K10	Kit, sealing ring	teflon	1	85-99	AE	K75300
A20	Ring, sealing (teflon) 2.050" od	stator support	2	85-99	35617-22011	75300T
A21	Ring, sealing (teflon)	input shaft	2/3	85-99	35712-32010	75301T
E23	Ring, sealing (teflon)	intermediate shaft/output	1	85-99	35748-32010	75305T
E24	Ring, sealing (metal)	stator support	2	85-99	35617-16010	62301
F26	Ring, sealing (teflon) 45mm	2nd coast servo	1	85-99	35865-32010	63303T
<b>CLUTCH PLATES</b>						
A30	Friction .067" 4.971" od 40T	direct clutch	2/3	85-99	35633-20031	75100
A30	Friction .075" 4.970" od 40T	direct clutch	2/3	87-95	35633-33070	75113
A30	Friction .075" 4.971" od 40T	direct clutch	2/3	93-99	35633-12050	75100A
A31	Steel .071" 4.138" id 8T	direct clutch	3	85-99	35634-32020	75101
B32	Friction .067" 4.971" od 40T	forward clutch	3/4	85-99	5633-32010	75100
B33	Steel .071" 4.138" id 8T	forward clutch	3/4	85-99	35634-32020	75101
C34	Friction .075" 5.589" od 33T (grooved)	2nd brake clutch	3	85-99	35677-32050	75102A
C34	Friction .067" 5.590" od 33T (thin paper)	overdrive brake	3	87-91	35677-20020	75102
C35	Steel .071" 4.580" id 12T	2nd brake clutch	3	85-99	34648-32010	75103
C36	Friction .067" 5.590" od 33T (thin paper)	1st/reverse brake clutch	6	85-92	35677-32030	75102
C36	Friction .075" 5.595" od 33T (wide paper)	1st/reverse brake clutch	6	93-99	35677-12070	75102D
C37	Steel .071" 4.580" id 12T (narrow spline)	1st/reverse brake clutch	6	85-99	35648-32020	75105
D38	Friction .075" 4.255" od 34T (not in kit)	underdrive direct clutch	3/4	85-99	34361-12010	75106
D39	Steel .071" 3.570" id 20T (not in kit)	underdrive direct clutch	3/4	85-99	34263-12010	75107
E40	Friction .067" 4.3" od 26T (wide paper)	underdrive brake clutch	3	85-99	94844916	75106A
E40	Friction .067" 4.255" od 26T (thin paper)	underdrive brake clutch	3	93-99	34262-12030	75106B
E41	Steel .071" 3.2" id 8T	underdrive brake clutch	3	85-99	34264-12010	75107A
n/i	Friction .075" 4.255" od 34T (not in kit)	AWD	7	88-92	41475-12010	75106
n/i	Steel .071" 3.570" id 20T (not in kit)	AWD	8	88-92	41494-12010	75107

# A240•240•A241E•A242E•A243E•A244E

A240•A241E•A242E•A243E•A244E

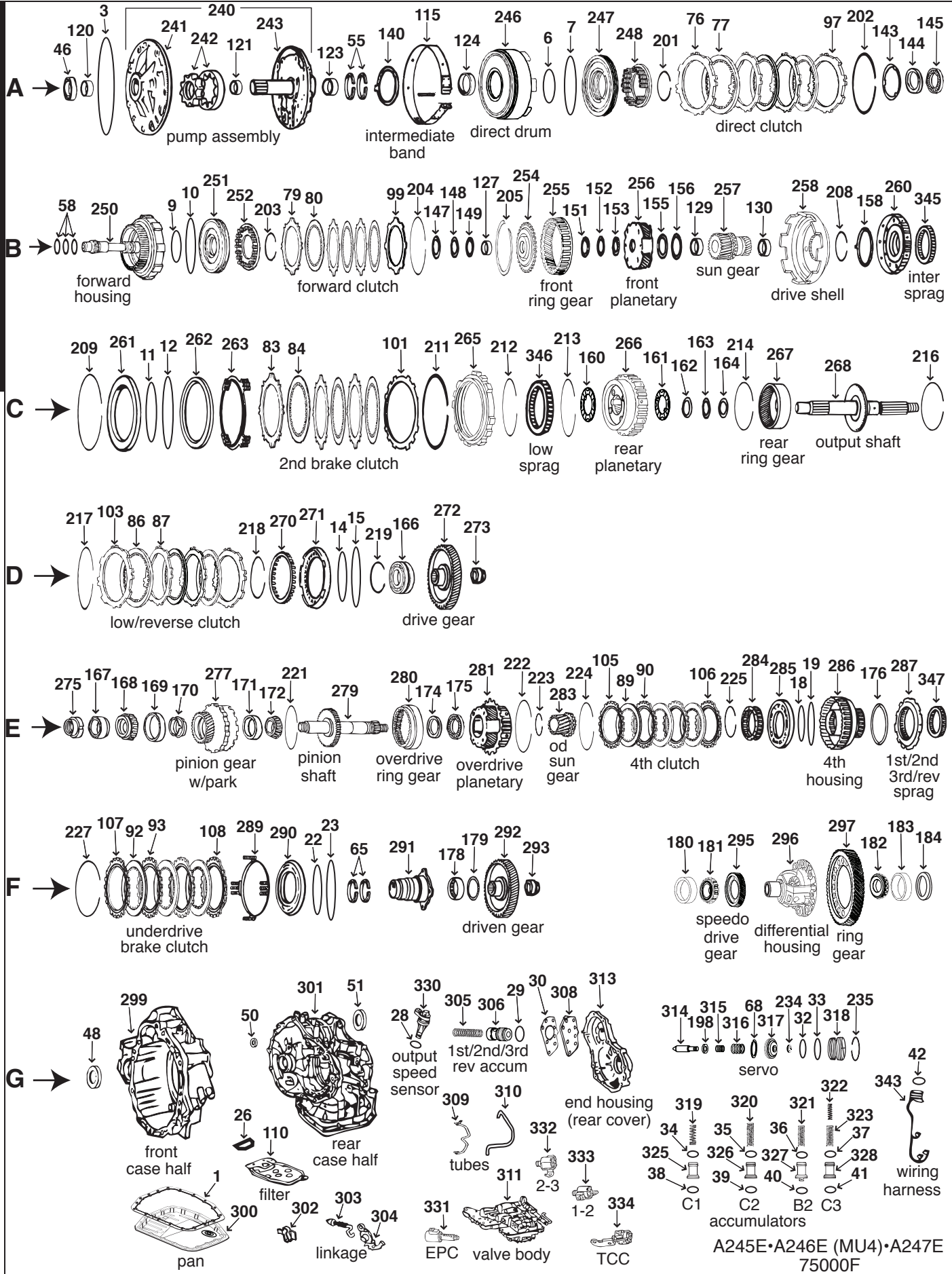
ILL	DESCRIPTION		QTY	YEAR	REFERENCE #	PART #
<b>PRESSURE PLATES</b>						
AB44	Pressure plate .102" 2.6mm	forward/direct clutch	sel	85-99	35675-32030	75716-R
AB44	Pressure plate .110" 2.8mm	forward/direct clutch	sel	85-99	35675-17010	75716A-R
AB44	Pressure plate .118" 3.0mm	forward/direct clutch	sel	85-99	35675-32010	75716B-R
AB44	Pressure plate .126" 3.2mm	forward/direct clutch	sel	85-99	35675-12010	75716C-R
AB44	Pressure plate .130" 3.3mm	forward/direct clutch	sel	85-99	35675-32030	75716D-R
C46	Pressure plate .110" 2.8mm	2nd brake (1) 1st/reverse brake (2)	1/3	85-99	35676-12030	75714-R
D48	Pressure plate .080" 2.04mm	underdrive direct	1	85-99	34265-12030	75717C-R
E49	Pressure Plate	underdrive brake	1	85-99	34266-12010	75717D-R
<b>FILTERS</b>						
K9	Kit, filter (except below)	neoprene/cork	1	85-99	AE	FK75800A
K9	Kit, filter (except below)	Duraprene®	1	85-99	AE	DK75800A
F51	Filter	A240L/A241L	1	85-99	35330-12011	75800A
<b>BANDS</b>						
A53	Band, flex	2nd coast brake	1	85-99	35810-32020	75700
<b>BUSHINGS</b>						
K13	Kit, bushing	A240L/A241E	1	85-99	AE	K75901
A54	Bushing	pump body	1	85-99		46001
A55	Bushing 17mm 21.561mm bore	stator support (front and rear)	1	85-99		46007A
A56	Bushing	stator support rear	1	85-99		75002
A57	Bushing	direct drum	1	85-99		75000
B58	Bushing	ring gear flange (input hub)	1	85-99		75006
B59	Bushing	sun gear	2	85-99		75005
<b>WASHERS/BEARINGS/RACES/SHIMS</b>						
A61	Thrust washer	direct drum to pump stator	1	85-99	35616-32010	75404
B65	Thrust washer	direct drum to forward housing	1	85-99	35616-32021	75405
B74	Thrust washer	drive shell to intermediate sprag	1	85-99	35739-32011	75402
C75	Thrust washer	rear planetary (front and rear)	2	85-99	35738-32010	75401
<b>PUMP PARTS AND PUMPS</b>						
A81	Pump, complete	A240L/A241L	1	85-99	35320-32031	75920-R
A83	Shaft, pump stator	press in	1	85-99	n/a	75969
<b>HARD PARTS</b>						
A84	Drum, direct clutch	3 clutch	1	85-99	35370-32401	75921A-R
B87	Housing, forward w/input shaft	4 clutch	1	85-99	35701-32021	75922C-R
B89	Gear, ring	A240L/A241L	1	85-99	35743-32020	75940-R
B90	Planetary, front	A240L/A241L	1	85-99	35720-32010	75925-R
B91	Gear, sun	A240L/A241L	1	85-99	35706-32030	75924-R
C98	Planetary, rear	A240L/A241L	1	85-99	35760-12020	75748-R
F121	Governor, w/out gear	A240	1	85-99	AE	75410A-R
<b>ELECTRICAL COMPONENTS</b>						
n/i	Solenoid (on/off)	overdrive (hydraulic models only)	1	85-99	85420-10011	5A-175
n/i	Kit, solenoids	A240E/A241E/A244E	1	87-99	52-9001	25A-052
n/i	Solenoid set	A240/A241/244	1	87-99	52-0230	5A-178
n/i	Solenoid	A240E/A241E/244E (shift)	2	87-99	85420-12020	5A-172
n/i	Solenoid	A240E/A241E/A244E (lock-up/TCC)	1	87-99	52-0236	5A-164
<b>SPRAGS</b>						
B93	Sprag (18 elements)	front (intermediate)	1	85-99	35791-30020	46502
C97	Sprag (20 elements)	low/reverse	1	85-99	35792-32011	75926
D112	Sprag	underdrive	1	85-99	34360-12010	75503A
<b>NOTES</b>						





A245E•245•A246E (MU4)•246•A247E•247

A245E•A246E•A247E



A245E•A246E (MU4)•A247E  
75000F

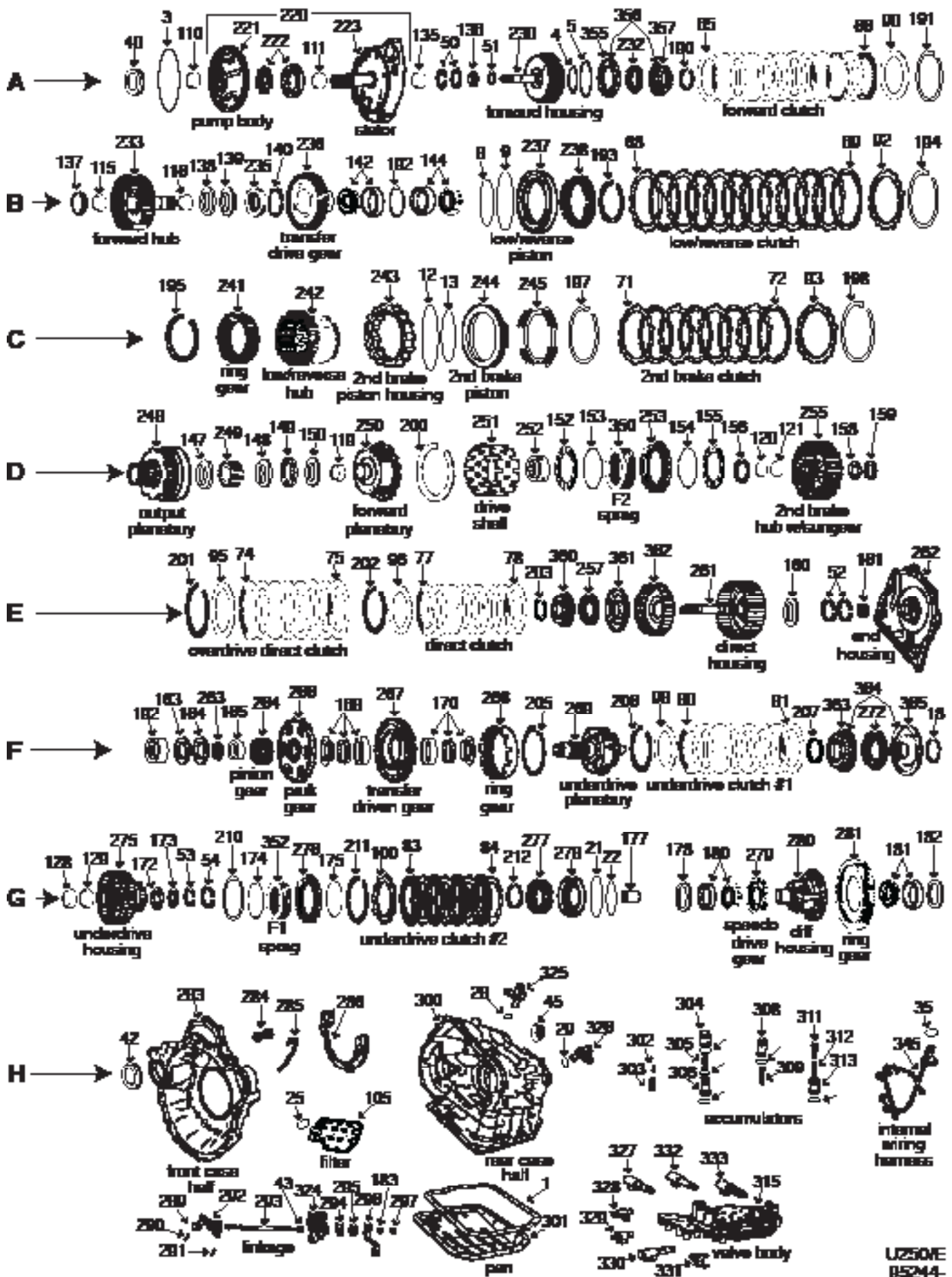
ILL	DESCRIPTION		QTY	YEAR	REFERENCE #	PART #
<b>REBUILDER KITS</b>						
K4	Master deluxe rebuild kit	A245E/A246E	1	93-02	AE	K7500K-R
K4	Master deluxe rebuild kit	A245E/A246E/A247E	1	03-08	AE	K7500F-R
K5	Master kit w/steels	A245E/A246E	1	93-02	AE	K7500K
K5	Master kit w/steels	A245E/A246E/A247E	1	03-08	AE	K7500F
K6	Master kit w/o steels	A245E/A246E	1	93-02	AE	K7500K-LS
K6	Master kit w/o steels	A245E/A246E/A247E	1	03-08	AE	K7500F-LS
K7	O/H gasket w/seals-rings	A245E/A246E	1	93-02	AE	K75900K
K7	O/H gasket w/seals-rings	A245E/A246E/A247E	1	03-08	AE	K75900F
<b>VALVE BODY KITS</b>						
K15	Reprogramming Kit™ A245E	hot rod/street show off	1	93-08	A245E-HD2	A245E-HD2
K15	Shift kit	A246	1	03-08	A246	K75908F
<b>GASKETS AND RUBBER COMPONENTS</b>						
G1	Gasket, oil pan	neoprene/cork	1	93-02	35168-12030	13480X
G1	Gasket, oil pan	Duraprene®	1	93-02	35168-12030	13480D
G1	Gasket, oil pan	neoprene/cork	1	03-08	35168-12060	13460X
G1	Gasket, oil pan	Duraprene®	1	03-08	35168-12060	13460D
A3	O'ring	pump body	1	93-08	90301-99024	13471
G26	Gasket	filter	1	93-08	35339-12020	13474B
G32	O'ring	servo cover	2	93-08	90301-41002	23014
<b>METAL CLAD SEALS</b>						
A46	Seal, metal clad	front	1	93-08	90311-38020	46200
G48	Seal, metal clad 55x35x9mm (not in kit)	axle right	1	93-08	90311-35019	75201A
G48	Seal, metal clad 54x35x9mm	axle right	1	93-08	90311-34012	75201B
G50	Seal, metal clad 12x22x7mm	manual lever shaft	1	93-08	90311-12002	46202
G51	Seal, metal clad 63x34x9mm	axle left	1	93-08	90311-34013	75201C
G51	Seal, metal clad 63x35x9mm	axle left	1	93-08	90311-35020	75201F
<b>SEALING RINGS</b>						
K10	Kit, sealing ring	A245E	1	93-08	n/a	K75300
<b>CLUTCH PLATES</b>						
A76	Steel .071" 4.138" id 8T	direct clutch	2/3	93-08	35634-32020	75101
A77	Friction .075" 4.971" od 40T	direct clutch	2/3	93-08	35633-12050	75100A
B79	Steel .071" 4.138" id 8T	forward clutch	3/4	93-08	35634-32020	75101
B80	Friction .067" 4.971" od 40T	forward clutch	3/4	93-08	35633-20031	75100
C83	Steel .071" 4.580" id 12T	2nd brake clutch	3/4	93-08	34648-32010	75103
C84	Friction .067" 5.590" od 33T (thin paper)	2nd brake clutch	3/4	93-08	35677-20020	75102
C84	Friction .075" 5.589" od 33T (grooved)	2nd brake clutch	3/4	93-08	35677-32050	75102A
D86	Friction .067" 5.590" od 33T (thin paper)	low/reverse clutch	5/6	93-95	35677-20020	75102
D86	Friction .075" 5.595" od 33T (wide paper)	low/reverse clutch	5/6	93-08	35677-12070	75102D
D87	Steel .071" 4.925" id 12T	low/reverse clutch	5/6	93-08	35648-12020	75105B
E89	Friction .075" 4.255" od 34T (not in kit)	4th/underdrive clutch	3/4	93-08	41475-12010	75106
E90	Steel .071" 3.570" id 20T (not in kit)	4th/underdrive clutch	3/4	93-08	41494-12010	75107
F92	Friction .067" 4.255" od 26T (thin paper)	underdrive brake clutch	3	93-08	34262-12030	75106B
F93	Steel .071" 3.430" id 8T	underdrive brake clutch	3	93-08	34264-12020	75107B
<b>PRESSURE PLATES</b>						
A97	Pressure plate .102" 2.6mm	direct clutch	sel	93-08	35675-32030	75716-R
A97	Pressure plate .110" 2.8mm	direct clutch	sel	93-08	35675-17010	75716A-R
A97	Pressure plate .118" 3.0mm	direct clutch	sel	93-08	35675-32010	75716B-R
A97	Pressure plate .126" 3.2mm	direct clutch	sel	93-08	35675-12010	75716C-R
A97	Pressure plate .130" 3.3mm	direct clutch	sel	93-08	35675-32030	75716D-R
B99	Pressure plate .102" 2.6mm	forward clutch	sel	93-08	35675-32030	75716-R
B99	Pressure plate .110" 2.8mm	forward clutch	sel	93-08	35675-17010	75716A-R
B99	Pressure plate .118" 3.0mm	forward clutch	sel	93-08	35675-32010	75716B-R
B99	Pressure plate .126" 3.2mm	forward clutch	sel	93-08	35675-12010	75716C-R

# A245E•245•A246E (MU4)•246•A247E•247

A245E•A246E•A247E

ILL	DESCRIPTION	QTY	YEAR	REFERENCE #	PART #
<b>PRESSURE PLATES (CONTINUED)</b>					
B99	Pressure plate .130" 3.3mm forward clutch	sel	93-08	35675-32030	75716D-R
<b>FILTERS</b>					
K9	Kit, filter neoprene/cork	1	93-02	AE	FK75800E
K9	Kit, filter Duraprene®	1	93-02	AE	DK75800E
K9	Kit, filter neoprene/cork	1	03-08	AE	FK75800K
K9	Kit, filter Duraprene®	1	03-08	AE	DK75800K
G110	Filter A245E	1	93-02	35330-12030	75800E
G110	Filter A245E	1	03-08	35330-12040	75800K
<b>BANDS</b>					
A115	Band, flex intermediate/2nd coast brake	1	93-08	35810-32020	75700
<b>BUSHINGS</b>					
K12	Kit, bushing A245E	1	93-08	n/a	K75901
A54	Bushing pump body	1	99-08	n/a	46001
A55	Bushing 17mm 21.561mm bore pump support (front)	1	93-08	OMT-27528	46007A
A56	Bushing pump support (rear)	1	93-08	OMT-27529	75002
A57	Bushing direct drum	1	93-08	n/a	75000
B58	Bushing ring gear flange (input hub)	1	93-08	n/a	75006
B59	Bushing sun gear	1	93-08	n/a	75005
<b>WASHERS/BEARINGS/RACES/SHIMS</b>					
A140	Thrust washer direct clutch drum to pump stator	1	93-08	35616-32010	75404
A143	Thrust washer direct drum to forward housing	1	93-08	35616-32021	75405
B158	Thrust washer drive shell to intermediate sprag	1	93-08	35739-32011	75402
C160	Thrust washer rear planetary (front/rear)	1	93-08	35738-32010	75401
<b>PUMP PARTS AND PUMPS</b>					
A240	Pump assembly A245E	1	93-08	AE	75920F-R
n/i	Shaft, pump stator press-in	1	93-08	n/a	75969
<b>ELECTRICAL COMPONENTS</b>					
n/i	Kit, solenoid w/mounting bracket 2 shift/1 lock-up/1 SLT	1	02-04	52-0931	25A-058
n/i	Kit, solenoid w/mounting bracket 2 shift/1 lock-up/1 SLT	1	04-08	52-0935	25A-058A
n/i	Kit, solenoid w/mounting bracket 2 shift/1 lock-up	1	93-08	52-9004	25A-049
n/i	Kit, solenoid w/mounting bracket shift 1/shift 2	1	93-08	52-0256	25A-060
G331	Solenoid SLT/EPC	1	02-03	35290-12020	5A-284
G331	Solenoid SLT/EPC	1	04-08	35290-12030	5A-284A
G332	Solenoid shift 2	1	93-08	85420-21010	5A-288
G333	Solenoid shift 1	1	93-08	85420-21040	5A-287
G334	Solenoid lock-up/TCC	1	93-08	52-0257	5A-286
<b>SPRAGS</b>					
B345	Sprag (18 elements) intermediate clutch	1	93-08	35791-30020	46502
C346	Sprag (20 elements) reverse	1	93-08	35792-32011	75926
<b>NOTES</b>					







ILL	DESCRIPTION		QTY	YEAR	REFERENCE #	PART #
<b>REBUILDER KITS</b>						
K4	Master deluxe rebuilding kit	w/pistons	1	02-10	AE	95244-10004
K4	Master deluxe rebuilding kit	w/o pistons	1	02-10	AE	95244-10104
K5	Master kit w/steels	w/pistons	1	02-10	AE	95244-11004
K5	Master kit w/steels	w/o pistons	1	02-10	AE	95244-11104
K6	Master kit w/o steels	w/ pistons	1	02-10	AE	95244-12004
K6	Master kit w/o steels	w/o pistons	1	02-10	AE	95244-12104
K11	O/H gasket set w/seals-rings	w/pistons	1	02-10	FDB-2489	95244-13004
K11	O/H gasket set w/seals-rings	w/o pistons	1	02-10	FDB-2490	95244-13104
<b>VALVE BODY KITS</b>						
K5	Kit, flair bind-up 2-3 repair 3/4 slip	Shuttle 4th/TCC slip	1	02-10	SK-U151	95243-17209
K15	Shift Correction Package	line pressure/harsh/sluggish engagements	1	02-10	U140-U250	S74908
<b>GASKETS AND RUBBER COMPONENTS</b>						
A3	O'ring	pump body	1	02-10	90301-99099	13988
H1	Gasket, oil pan	neoprene/cork	1	02-10	35168-21011	14003X
<b>METAL CLAD SEALS</b>						
A40	Seal, metal clad	front	1	02-10	90311-38077	46200
H42	Seal, metal clad	right axle	1	02-10	90311-40031	74206
H45	Seal, metal clad	left axle	1	02-10	90311-50026	74201
<b>SEALING RINGS</b>						
K10	Kit, sealing ring	U250E	1	02-10	AE	K74300
A50	Ring, sealing (teflon)	stator	2	02-10	35613-21010	74300T
A51	Ring, sealing	input shaft	1	02-10	35712-21010	74301T
E52	Ring, sealing	direct clutch/end housing	2	02-10	35653-21010	74302T
G53	Ring, sealing	underdrive brake (small)	1	02-10	34346-21010	74303T
G54	Ring, sealing	underdrive brake (large)	1	02-10	34255-21010	74304
<b>CLUTCH PLATES</b>						
A65	Steel .071" 4.500" id 40T	forward clutch	5	02-10	35634-21010	74101
A66	Friction .071" 5.387" od 40T	forward clutch	5	02-10	136700A-180	95243-35204
B68	Steel .078" 5.640" id 12T	low/reverse clutch	5	02-10	35692-21010	74103
B69	Friction .075" 6.400" od 40T	low/reverse clutch	5	02-10	136706-190	95244-35204
C71	Steel .071" 5.640" od 12T	2nd brake clutch	3	02-10	35691-21010	74105
C72	Friction .071" 6.700" od 40T	2nd brake clutch	3	02-10	35681-21010	74104
E74	Friction .067" 5.954" od 40T	overdrive direct clutch	3	02-10	34627-33010	95243-37004
E75	Steel .071" 5.010" id 40T	overdrive direct clutch	4	02-10	34616-33010	95243-40604
E78	Steel .118" 5.54" id 40T	direct clutch	3	02-10	35647-33030	74107
E77	Friction .060" 6.180" od 40T	direct clutch	3	02-10	35667-33010	95243-35804
F80	Friction .071" 4.487" od 40T	underdrive clutch #1	3	02-10	34261-32020	74112
F81	Steel .078" 3.550" id 40T	underdrive clutch #1	3	02-10	34263-32020	74113
G83	Friction .071" 4.435" od 28T	underdrive clutch #2	3	02-10	34262-32020	74114
G84	Steel .071" 3.510" id 11T	underdrive clutch #2	3	02-10	34264-32020	74115
<b>PRESSURE PLATES</b>						
A90	Pressure plate	forward clutch (specify thickness)	sel	02-10	AE	74711-R
B92	Pressure plate	low/reverse clutch (specify thickness)	sel	02-10	AE	74712-R
C93	Pressure plate	2nd brake clutch (specify thickness)	sel	02-10	AE	74713-R
E95	Pressure plate	od direct clutch (specify thickness)	sel	02-10	AE	95243-42603
E96	Pressure plate	direct clutch (specify thickness)	sel	02-10	AE	74714-R
F98	Pressure plate	ud clutch #1 (specify thickness)	sel	02-10	AE	74715-R
G100	Pressure plate	ud clutch #2 (specify thickness)	sel	02-10	AE	74718-R
<b>FILTERS</b>						
H105	Filter	U250E	1	02-10	35330-08010	95243-45104

ILL	DESCRIPTION	QTY	YEAR	REFERENCE #	PART #
<b>BUSHINGS</b>					
K13	Kit, bushing	1	02-10	AE	K74901
A110	Bushing	1	02-10	AE	46001
A111	Bushing	1	02-10	AE	74002
B115	Bushing	1	02-10	AE	74003
B116	Bushing	1	02-10	AE	74003
D119	Bushing	1	02-10	AE	74004
D120	Bushing	1	02-10	AE	74005
D121	Bushing	1	02-10	AE	74005
G128	Bushing	1	02-10	AE	74006
G129	Bushing	1	02-10	AE	74006
<b>WASHERS/BEARINGS/RACES/SHIMS</b>					
K12	Kit, thrust bearing	1	02-10	AE	K74906
A135	Bearing, caged	1	02-10	n/a	74528
A136	Bearing, thrust	1	02-10	90374-34005	74400-R
B137	Bearing, thrust	1	02-10	90374-23002	74401-R
B138	Race, thrust	1	02-10	35786-21010	74403-R
B139	Bearing, thrust	1	02-10	90374-37005	74402-R
D147	Bearing, thrust	1	02-10	90374-34006	74404-R
D148	Race (inner lip)	1	02-10	35787-21010	74405-R
D149	Bearing, thrust	1	02-10	90374-38002	74406-R
D150	Race	1	02-10	35788-21010	74407-R
D152	Thrust washer	1	02-10	35737-28010	74416
D153	Thrust washer (2 tabs)	1	02-10	35737-21010	74408
D154	Thrust washer (2 tabs)	1	02-10	35737-21010	74408
D155	Thrust washer	1	02-10	35737-28010	74416
D156	Bearing, thrust	1	02-10	n/a	74409-R
D158	Race	1	02-10	35789-21010	74411-R
D159	Bearing, thrust	1	02-10	90374-53010	74410-R
E160	Bearing, thrust	1	02-10	90374-53010	74409-R
E161	Bearing, caged	1	02-10	90364-18010	74529
F163	Bearing, thrust	1	02-10	90374-53004	74412-R
F164	Race, thrust	1	02-10	34736-32020	74413-R
G172	Bearing, thrust	1	02-10	90374-37007	74414-R
G173	Race, thrust	1	02-10	34737-21010	74415-R
<b>SNAP RINGS</b>					
A190	Snap ring	1	02-10	AE	74601-R
A191	Snap ring	1	02-10	AE	74603-R
B192	Snap ring	1	02-10	AE	74605-R
B193	Snap ring	1	02-10	AE	74607-R
B194	Snap ring	1	02-10	AE	74608-R
C195	Snap ring	1	02-10	AE	74609-R
C197	Snap ring	1	02-10	AE	74612-R
C198	Snap ring	1	02-10	AE	74615-R
D200	Snap ring	1	02-10	AE	74617-R
E201	Snap ring	1	02-10	AE	95243-64203
E202	Snap ring	1	02-10	AE	74622-R
E203	Snap ring	1	02-10	AE	74625-R
F205	Snap ring	1	02-10	AE	74629-R
F206	Snap ring	1	02-10	AE	74632-R
F207	Snap ring	1	02-10	AE	74635-R
G210	Snap ring	1	02-10	AE	74638-R
G211	Snap ring	1	02-10	AE	74640-R
G212	Snap ring	1	02-10	AE	74642-R

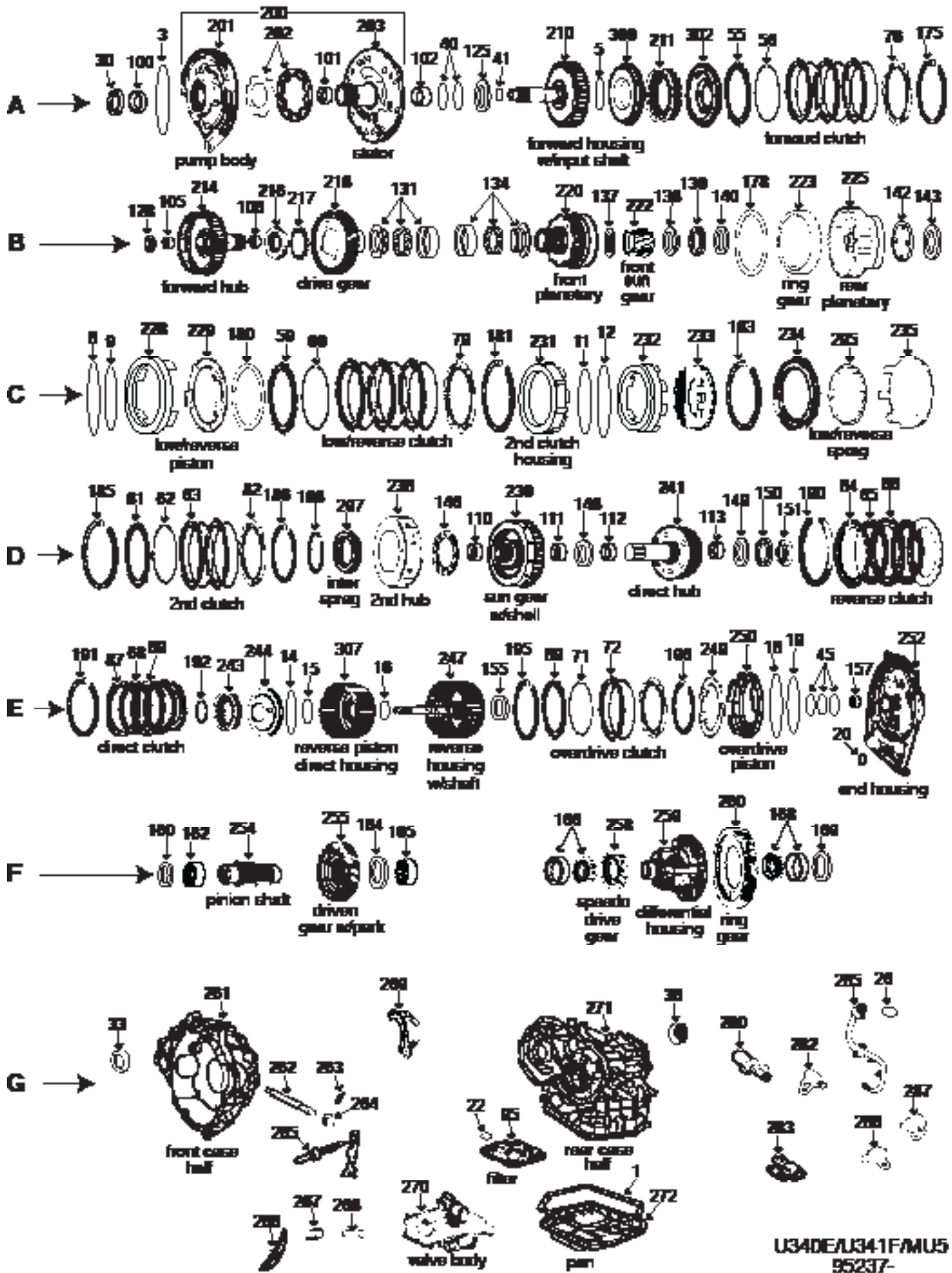
ILL	DESCRIPTION	QTY	YEAR	REFERENCE #	PART #
<b>PUMP PARTS AND PUMPS</b>					
A220	Pump, assembly (rotor type gears) U250E	1	02-10	AE	95243-67003
<b>HARD PARTS</b>					
A230	Housing, w/shaft (5 clutch) forward clutch	1	02-10	AE	74925A-R
A231	Piston, apply (aluminum) forward clutch	1	02-10	AE	74924-R
A232	Retainer, w/springs 1.052" oh forward clutch	1	02-10	AE	74921A-R
B233	Hub, forward clutch 40T forward clutch	1	02-10	AE	74926-R
B236	Gear, transfer drive 50T 1 notch (ball bearing)	1	02-10	AE	95244-73103
B237	Piston, (aluminum) low/reverse clutch (has lip)	1	02-10	AE	95244-73303
B237	Piston, low reverse .605" oh low/reverse clutch	1	02-10	AE	74931A-R
B238	Retainer, w/springs low/reverse clutch	1	02-10	AE	74932-R
C241	Gear, ring .866" 40 lugs 77T output planetary	1	02-10	AE	74948-R
C242	Hub, low/reverse brake 40T U250E	1	02-10	AE	74928-R
C243	Housing, 2nd clutch 13 lugs U250E	1	02-10	AE	74933-R
C244	Piston, 2nd brake clutch 2nd brake clutch	1	02-10	AE	74934-R
C245	Retainer, w/springs 2nd brake clutch	1	02-10	AE	74936-R
D248	Planetary, front output (3 pinion gears) 3 pinions	1	02-10	AE	74927A-R
D249	Gear, sun 43T (1 notch) output planetary	1	02-10	AE	95243-74003
D250	Planetary, forward front 3 pinion gears	1	02-10	AE	95244-74303
D251	Shell, drive U250E	1	02-10	AE	74922-R
E252	Race, inner sprag 2.895" od U250E	1	02-10	AE	74958-R
D253	Race, outer w/sprag/inner race (F2) U250E	1	02-10	AE	95244-74503
D255	Housing, w/sun gear uses 3 tab washer	1	02-10	AE	95243-74503
E257	Retainer, w/springs direct clutch	1	02-10	AE	95243-74703
E261	Housing, direct clutch w/shaft piston ledge up 1.125" oh	1	02-10	AE	74938A-R
E262	Housing, end U250E	1	02-10	AE	95244-75103
F264	Gear, pinion 23T (3 notches) U250E	1	02-10	AE	95244-75304
F266	Gear, park U250E	1	02-10	AE	95244-75903
F267	Gear, transfer driven 51T (1 notch) U250E	1	02-10	AE	95244-76003
F268	Gear, ring 83T U250E	1	02-10	AE	74945A-R
F269	Planetary, underdrive 8.875" oal U250E	1	02-10	AE	74962A-R
F272	Retainer, w/springs underdrive clutch #1	1	02-10	AE	74952-R
G275	Housing, underdrive brake #1 (3 clutch) w/32T sun gear	1	02-10	AE	74947A-R
G280	Differential, assembly w/spiders gears U250E (w/o speedo 8 bolts)	1	02-10	AE	95244-80103
G281	Gear, differential ring U250E (78T w/o id grooves 8 bolts)	1	02-10	AE	95244-81003
G281	Gear, differential ring U250E (78T 3 id grooves 8 bolts)	1	02-10	AE	95244-81303
H283	Case, front half U250E	1	02-10	AE	95244-81503
H300	Case, rear half U250E	1	02-10	AE	95244-82803
H301	Pan, bottom U250E	1	02-10	AE	95244-83203
H315	Valve body w/solenoids U250E	1	02-10	AE	95244-84003
<b>ELECTRICAL COMPONENTS</b>					
n/i	Kit, solenoid (7 solenoids) U250E	1	02-10	52-9034	95243-93004
H324	Switch, neutral start (MLSP) 9 pin (rivets hold it together)	1	02-10	n/a	95243-85504
H325	Sensor, speed w/.175" metal tip input	1	02-10	n/a	95243-85704
H326	Sensor, speed w/.175" metal tip output	1	02-10	n/a	95243-85704
H327	Solenoid 5.1 ohm SL3	1	02-10	35220-45010	95243-88304
H328	Solenoid on/off 12 ohm SR/shift 2/3	1	02-10	35230-33020	95243-87104
H329	Solenoid on/off 12 ohm S4/shift 4/5	1	02-10	35230-33010	95243-87704
H330	Solenoid 5.1 ohm SL2/linear/shift 2/SS2	1	02-10	35220-45010	95243-88304
H331	Solenoid on/off 12 ohm DSL/lock-up/TCC	1	02-10	35240-33030	95243-87404
H332	Solenoid 5.1 ohm (brown connector) SLT/linear/line control/EPC (2nd design)	1	02-10	35290-45010	95243-88004
H333	Solenoid 5.1 ohm SL1/linear/shift 1/SS1	1	02-10	35210-33010	95243-88604
H345	Harness, internal wiring 13 prongs	1	02-10	n/a	95243-89004



NOTES

NOTES

A large rectangular area with horizontal ruling lines for taking notes.



U340E/U341F/MU5  
95237-



ILL	DESCRIPTION	QTY	YEAR	REFERENCE #	PART #
<b>TECHNICAL MANUALS</b>					
K53	Tech manual U340E/U341E dis/assembly diagnosis and troubleshooting	1	00-09	n/a	010-480
<b>REBUILDER KITS</b>					
K5	Master kit w/steels U340E (w/pistons)	1	00-09	AE	95237-11004
K5	Master kit w/steels U341F (w/pistons)	1	03-09	AE	95237-11504
K5	Master kit w/steels U340E (w/o pistons)	1	00-09	AE	95237-11104
K5	Master kit w/steels U341F (w/o pistons)	1	03-09	AE	95237-11604
K6	Master kit w/o steels U340E/U341F (w/pistons)	1	00-09	AE	95237-12004
K6	Master kit w/o steels U340E/U341F (w/o pistons)	1	00-09	AE	95237-12104
K6	O/H gasket set w/seals-rings U340E/U341F (w/pistons)	1	00-09	APC-144800X	95237-13004
K7	O/H gasket set w/seals-rings U340E/U341E (w/o pistons)	1	00-09	FDB-2400	95237-13104
<b>VALVE BODY KITS</b>					
K15	Kit, valve body repair U340E/F/U341E/F	1	00-09	n/a	95237-17009
<b>GASKETS AND RUBBER COMPONENTS</b>					
G1	Gasket, oil pan U340E/F/U341E/F	1	00-09	35168-52020	14004X
A3	O'ring pump body	1	00-09	90301-99124	95237-21004
G22	O'ring filter to valve body	1	00-09	90301-31010	13989
n/i	Gasket, lower valve body U340E/F/U341E/F	1	00-09	35488-52010	95237-28504
n/i	Gasket, lower valve body (upper) U340E/F/U341E/F	1	00-09	35477-52020	95237-28604
n/i	O'ring input/output speed sensors	2	00-09	90301-11008	13767
<b>METAL CLAD SEALS</b>					
A30	Seal, metal clad front	1	00-09	90311-38077	46200
G33	Seal, metal clad U340E (right axle)	1	00-08	90311-34007	95237-30904
G33	Seal, metal clad U341E (right axle)	1	00-09	90311-35019	95237-30704
G33	Seal, metal clad U341F (right axle)	1	03-07	90311-49002	95237-30804
G36	Seal, metal clad U340E (left axle)	1	00-08	90311-34022	75201
G36	Seal, metal clad U341E (left axle)	1	00-09	90311-35046	95237-30604
n/i	Seal, metal clad 12x22x7mm manual lever shaft	1	00-09	90311-12002	46202
<b>SEALING RINGS</b>					
K10	Kit, sealing ring U340E/f/U341E/F	1	00-09	FDB-3455	95237-31504
A40	Ring, sealing (plastic) forward clutch	2	00-09	35613-52010	95237-33104
A41	Ring, sealing (teflon) input/turbine shaft	1	00-09	35712-52020	95237-33404
E45	Ring, sealing (plastic) direct clutch	3	00-09	35617-52020	95237-33204
<b>CLUTCH PLATES</b>					
A55	Steel .074" 4.270" id 30T forward clutch	4	00-09	35634-52020	95237-37604
A56	Friction .071" 5.100" od 40T forward clutch	4	00-09	35633-52020	95237-35204
C59	Steel .070" 5.400" id 13T low/reverse clutch	4	00-09	35693-52040	95237-37804
C60	Friction .071" 6.035" od 43T low/reverse clutch	4	00-09	35683-52040	95237-35504
D62	Friction .071" 5.325" od 32T 2nd clutch brake	3/4	00-09	35682-52020	95237-35804
D63	Steel .118" 5.650" id 13T 2nd clutch brake	3/4	00-09	35678-52020	95237-38004
D63	Steel .078" 5.650" id 13T U341F (2nd clutch brake)	3/4	03-09	35692-52020	95237-38104
D65	Friction .073" 4.590" 32T reverse clutch	2/3	00-09	35677-52020	95237-36204
D66	Steel .070" 3.870" id 30T reverse clutch	2/3	00-09	35648-52020	95237-38404
E68	Friction .071" 4.370" od 40T direct clutch	3	00-09	35667-52020	95237-36504
E69	Steel .118" 3.400" id 30T direct clutch	3	00-09	35675-52040	95237-38604
E71	Friction .071" 6.325" od 40T overdrive/2nd coast clutch	2	00-09	34633-52020	95237-36904
E72	Steel .118" 5.560" id 15T overdrive clutch	2	00-09	34625-52060	95237-38804
<b>PRESSURE PLATES</b>					
A76	Pressure plate forward clutch	1	00-09	AE	95237-41103
C79	Pressure plate low/reverse clutch	1	00-09	AE	95237-41403
D81	Pressure plate 2nd clutch brake	1	00-09	AE	95237-41803
D82	Pressure plate 2nd clutch brake	1	00-09	AE	95237-42203
D84	Pressure plate reverse clutch	1	00-09	AE	95237-42603
E87	Pressure plate direct clutch	1	00-09	AE	95237-42703

# U340E•340•U341E•U341F•MU5

U340E•U341E•F•MU5

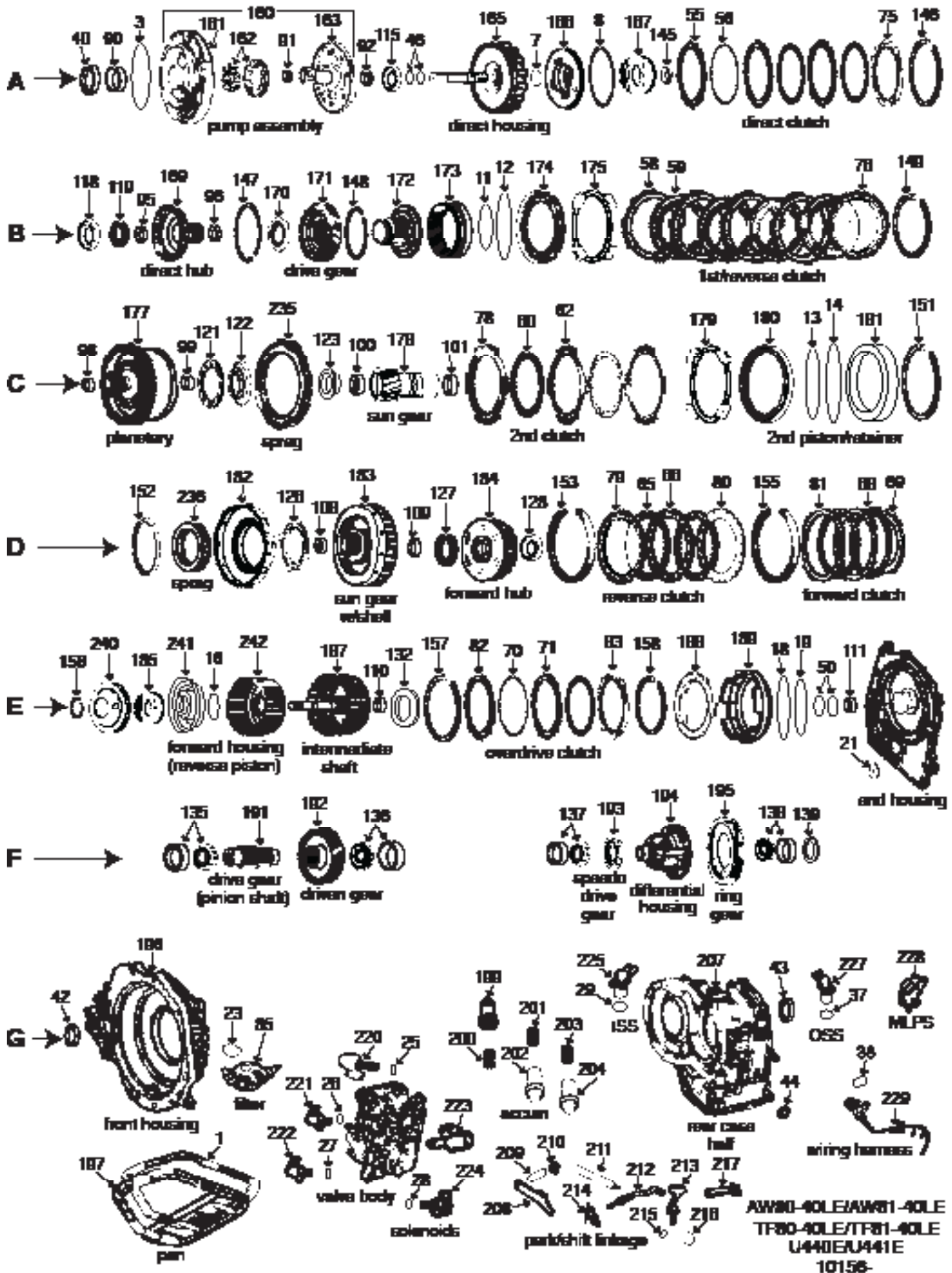
ILL	DESCRIPTION	QTY	YEAR	REFERENCE #	PART #
<b>PRESSURE PLATES (CONTINUED)</b>					
E89	Pressure plate overdrive clutch	1	00-09	AE	95237-42903
<b>FILTERS</b>					
K9	Kit, filter U340E	1	00-09	AE	95237-43504
G95	Filter U340E	1	03-09	88971813	95237-45004
<b>BUSHINGS</b>					
K13	Kit, bushing U340E/U341E	1	00-09	OMT-147500	95237-50004
A100	Bushing pump body	1	00-09	n/a	46001
A101	Bushing stator (front)	1	00-09	n/a	95237-50804
A102	Bushing stator (rear)	1	00-09	n/a	95237-51004
B106	Bushing forward hub (front)	1	00-09	n/a	95237-51204
B106	Bushing forward hub (rear)	1	00-09	n/a	95237-51204
D110	Bushing sun gear w/shell (front)	1	00-09	n/a	95237-52004
D111	Bushing sun gear w/shell (rear)	1	00-09	n/a	95237-52004
D112	Bushing direct hub (front)	1	00-09	n/a	95237-52204
D113	Bushing direct hub (rear)	1	00-09	n/a	95237-52204
<b>WASHERS/BEARINGS/RACES/SHIMS</b>					
K12	Kit, thrust bearing U340E/U341F	1	00-09	AE	95237-55104
A125	Bearing, thrust pump support to turbine shaft	1	00-09	n/a	95237-56104
B128	Bearing, thrust forward hub to turbine shaft	1	00-09	n/a	95237-56404
B131	Bearing, ball type w/inner/outer races drive gear to case half	1	00-09	n/a	95237-56804
B134	Bearing, ball type w/inner/outer races front planetary to case half	1	00-09	n/a	95237-56804
B137	Bearing, thrust front sun gear to front planetary	1	00-09	n/a	95237-56904
B138	Race, thrust front sun gear to rear planetary	1	00-09	n/a	95237-57204
B139	Bearing, thrust front sun gear to rear planetary	1	00-09	n/a	95237-57404
B140	Race, thrust front sun gear to rear planetary	1	00-09	n/a	95237-57504
B142	Thrust washer (plastic) 4 tabs rear planetary to 2nd clutch hub	1	00-09	n/a	95237-57704
B143	Bearing, thrust rear planetary to sun gear w/shell	1	00-09	n/a	95237-57804
D146	Bearing, thrust 2nd clutch hub to sun gear w/shell	1	00-09	n/a	95237-58004
D148	Bearing, thrust sun gear w/shell to direct clutch hub	1	00-09	n/a	95237-58404
D149	Race, thrust direct clutch hub to reverse housing	1	00-09	n/a	95237-58604
D150	Bearing, thrust direct clutch hub to reverse housing	1	00-09	n/a	95237-58704
D151	Race, thrust direct clutch hub to reverse housing	1	00-09	n/a	95237-59004
E155	Bearing, thrust reverse housing to end housing	1	00-09	n/a	95237-59204
E157	Bearing, caged reverse housing to end housing support	1	00-09	n/a	95237-59604
F160	Bearing, thrust pinion shaft to case half	1	00-09	n/a	95237-59804
F162	Bearing, caged pinion shaft to case half support	1	00-09	n/a	95237-60104
F164	Bearing, thrust park/driven gear to case half	1	00-09	n/a	95237-60504
F165	Bearing, caged park/driven gear to case half support	1	00-09	n/a	95237-60804
F166	Bearing, cup/cone differential case to front case half	1	00-09	n/a	95237-61004
F168	Bearing, cup/cone differential case to rear case half	1	00-09	n/a	95237-61204
F169	Shim (washer) differential case to rear case half	sel	00-09	n/a	95237-61404
<b>SNAP RINGS</b>					
A175	Snap ring forward pressure plate	1	00-09	n/a	95237-62303
B178	Snap ring rear planetary ring gear	1	00-09	n/a	95237-62603
C180	Snap ring low/reverse spring retainer	1	00-09	n/a	95237-62903
C181	Snap ring low/reverse pressure plate	1	00-09	n/a	95237-63203
C183	Snap ring 2nd clutch spring retainer	1	00-09	n/a	95237-63603
D185	Snap ring 2nd clutch housing	1	00-09	n/a	95237-64003
D186	Snap ring 2nd clutch pressure plate	1	00-09	n/a	95237-64403
D188	Snap ring intermediate sprag	1	00-09	n/a	95237-64903
D190	Snap ring reverse clutch pressure plate	1	00-09	n/a	95237-65003
E191	Snap ring direct clutch pressure plate	1	00-09	n/a	95237-65304
E192	Snap ring direct clutch spring retainer	1	00-09	n/a	95237-65503

ILL	DESCRIPTION	QTY	YEAR	REFERENCE #	PART #
<b>SNAP RINGS (CONTINUED)</b>					
E195	Snap ring overdrive clutch pressure plate	1	00-09	n/a	95237-55603
E196	Snap ring overdrive clutch spring retainer	1	00-09	n/a	95237-55803
<b>PUMP PARTS AND PUMPS</b>					
A200	Pump assembly exchange needed	1	00-09	AE	95237-67003
A201	Pump body w/gears exchange needed	1	00-09	AE	95237-67503
A202	Pump gears U340E/U341F	1	00-09	n/a	95237-68104
A203	Stator (pump support) exchange needed	1	00-09	AE	95237-68503
<b>HARD PARTS</b>					
A210	Housing, forward clutch (w/shaft) U340E/U341F	1	00-09	AE	95237-72503
A211	Retainer, w/springs forward clutch	1	00-09	AE	95237-72803
B214	Hub, forward U340E/U341F	1	00-09	AE	95237-73003
B216	Nut U340E/U341F (drive gear)	1	00-09	AE	95237-73203
B217	Retainer, nut (washer) U340E/U341F (keeps nut from coming loose)	1	00-09	AE	95237-73303
B218	Gear, drive 52T U340E/U341F	1	00-09	AE	95237-73403
B220	Planetary, front 21T pinions U340E/U341F	1	00-09	AE	95237-74003
B222	Gear, sun 46T U340E/U341F (front)	1	00-09	AE	95237-74403
B223	Gear, ring 85T U340E/U341F (front)	1	00-09	AE	95237-74803
B225	Planetary, rear 21T pinions low/reverse inner sprag race	1	00-09	AE	95237-75203
C228	Piston, low/reverse clutch U340E/U341F	1	00-09	AE	95237-75503
C229	Retainer, low/reverse clutch U340E/U341F	1	00-09	AE	95237-75803
C231	Housing, 2nd clutch U340E/U341F	1	00-09	AE	95237-76003
C232	Piston, 2nd clutch U340E/U341F	1	00-09	AE	95237-76203
C233	Retainer, w/springs U340E/U341F (2nd clutch)	1	00-09	AE	95237-76503
C234	Race, outer w/sprag low/reverse U340E/U341F	1	00-09	AE	95237-76703
C235	Ring, apply 8T U340E/U341F (2nd clutch)	1	00-09	AE	95237-76903
D238	Hub, 2nd clutch U340E/U341F	1	00-09	AE	95237-77203
D239	Shell, w/sun gear 38T U340E/U341F	1	00-09	AE	95237-77503
D241	Hub, direct clutch U340E/U341F	1	00-09	AE	95237-78003
E243	Retainer, w/springs U340E/U341E/F (direct clutch)	1	00-09	AE	95237-78503
E244	Piston, direct clutch U340E/U341E/F	1	00-09	AE	95237-78703
E247	Housing, reverse clutch (w/shaft) U340E/U341E/F	1	00-09	AE	95237-79003
E249	Retainer, w/springs U340E/U341E/F (overdrive clutch)	1	00-09	AE	95237-79503
E250	Piston, overdrive clutch U340E/U341E/F	1	00-09	AE	95237-79903
E252	Housing, end U340E/U341E/F	1	00-09	AE	95237-80203
F254	Gear, pinion (drive gear) 2 grooves 20T U340E/U341E/F	1	00-09	AE	95237-80503
F254	Gear, pinion (drive gear) 3 grooves 19T U341F (AWD)	1	03-09	AE	95237-80603
F255	Gear, driven (w/park gear) 53T U340E/U341E/F	1	00-09	AE	95237-81003
F255	Gear, driven (w/park gear) 52T U340E/U341E/F	1	00-09	AE	95237-81103
F258	Gear, drive (speedo) 25T U340E/U341E	1	00-09	AE	95237-81403
F258	Gear, drive (speedo) 27T U341F (AWD)	1	03-09	AE	95237-81503
F259	Housing, differential (w/23T spider gears) w/o 8 bolt ring gr 1.062" axle hole (2WD)	1	00-09	AE	95237-82003
F259	Housing, differential (w/20T spider gears) w/o 8 bolt ring gr 1.087" axle hole (2WD)	1	00-09	AE	95237-82103
F259	Housing, differential (w/23T spider gears) w/o 8 bolt ring gr 1.035" axle hole (AWD)	1	03-09	AE	95237-82203
F260	Gear, differential ring 2 grooves 77T U340E/U341E	1	00-09	AE	95237-82503
F260	Gear, differential ring 4 grooves 79T U341F (AWD)	1	03-09	AE	95237-82603
G261	Housing, front case half U340E/U341E	1	00-09	AE	95237-82803
G262	Shaft, shift U340E/U341F	1	00-09	AE	95237-83003
G265	Rod, park U340E/U341F	1	00-09	AE	95237-83603
G266	Pawl, park U340E/U341F	1	00-09	AE	95237-83403
G267	Spring, park pawl U340E/U341F	1	00-09	AE	95237-83203
G268	Pin, park pawl U340E/U341F	1	00-09	AE	95237-83303
G269	Baffle, differential U340E/U341F	1	00-09	AE	95237-84003
G270	Valve body w/solenoids U340E/U341E	1	00-09	AE	95237-84203





AW80-81-40LE•U440•41E•TF80•81-40LE



AW80-40LE/AW81-40LE  
TF80-40LE/TF81-40LE  
U440E/U441E  
10158-



**AW80-40LE•AW81-40LE•U440E•U441E•TF80-40LE•TF81-40LE**

**AW80•81-40LE•U440•41E•TF80•81-40LE**

ILL	DESCRIPTION	QTY	YEAR	REFERENCE #	PART #
<b>TECHNICAL MANUALS</b>					
K53	Tech manual AW80/81 dis/assembly diagnosis/troubleshooting	1	04-10	n/a	010-334
<b>REBUILDER KITS</b>					
K5	Master kit w/steels w/pistons	1	04-10	AE	10156-11004
K5	Master kit w/steels w/o pistons	1	04-10	AE	10156-11104
K6	Master kit w/o steels w/pistons	1	04-10	AE	10156-12004
K6	Master kit w/o steels w/o pistons	1	04-10	AE	10156-12104
K11	O/H gasket set w/seals-rings w/pistons	1	04-10	AE	10156-13004
K7	O/H gasket set w/seals-rings w/o pistons	1	04-10	2522	10156-13104
<b>VALVE BODY KITS</b>					
K15	Shift Kit® AW80/81-40LE	1	04-10	n/a	10156-17009
<b>GASKETS AND RUBBER COMPONENTS</b>					
G1	Gasket, oil pan AW80/81-40LE	1	04-10	B11534	10156-18004
n/i	Gasket, valve body spacer plate to case (upper)	1	04-10	B36435	10156-28304
n/i	Gasket, valve body spacer plate to valve body (lower)	1	04-10	B36436	10156-28604
<b>METAL CLAD SEALS</b>					
G40	Seal, metal clad front	1	04-10	B29172	46200
G42	Seal, metal clad 54x35x9mm right axle	1	04-10	B37099	75201B
G43	Seal, metal clad 63x34x9mm left axle	1	04-10	B37098	75201C
<b>SEALING RINGS</b>					
K10	Kit, sealing ring	1	04-10	3521	10156-31504
<b>CLUTCH PLATES</b>					
A55	Steel .079" 4.005" id 12T direct clutch	1	04-10	187703-200	10156-37504
A55	Steel .071" 3.980" id 16T direct clutch	1	04-10	187703A-180	10156-37604
A55	Steel .091" 3.980" id 16T direct clutch (8 notches)	1	04-10	187703B-230	10156-37704
A56	Friction .073" 4.679" od 36T direct clutch	2	04-10	187702-185	10156-35104
B58	Steel .079" 5.146" id 12T Low/reverse clutch	2	04-10	187707-200	10156-37804
B59	Friction .073" 6.062" od 50T Low/reverse clutch	4	04-10	187708-185	10156-35204
C60	Friction .073" 5.565" od 48T 2nd clutch	2	04-10	187706-185	10156-35304
C62	Steel .072" 5.044" id 12T 2nd clutch	4	04-10	187709-183	10156-37904
D65	Friction .073" 4.622" od 30T reverse clutch	2	04-10	187704-185	10156-35404
D66	Steel .079" 5.146" id 12T reverse clutch	2	04-10	187705-183	10156-38004
D68	Friction .073" 4.418" od 30T forward clutch	4	04-10	187700-185	10156-35504
D69	Steel .072" 3.786" id 18T forward clutch	4	04-10	187701-183	10156-38104
E70	Friction .073" 6.615" od 36T overdrive clutch	2	04-10	187710-185	10156-35604
E71	Steel .071" 5.878" id 12T overdrive clutch	1	04-10	187711-180	10156-38204
E71	Steel .080" 5.878" id 12T overdrive clutch	1	04-10	187711-203	10156-38304
E71	Steel .087" 5.878" id 12T overdrive clutch	1	04-10	187711-220	10156-38404
<b>PRESSURE PLATES</b>					
A75	Pressure plate direct clutch	1	04-10	AE	10156-41103
B76	Pressure plate 1st/reverse clutch	1	04-10	AE	10156-41403
C78	Pressure plate 2nd clutch	1	04-10	AE	10156-41803
D79	Pressure plate reverse clutch (backing)	1	04-10	AE	10156-42203
D80	Pressure plate reverse clutch (apply)	1	04-10	AE	10156-42503
D81	Pressure plate forward clutch	1	04-10	AE	10156-42703
E82	Pressure plate overdrive clutch (backing)	1	04-10	AE	10156-43003
E83	Pressure plate overdrive clutch (apply)	1	04-10	AE	10156-43203
<b>FILTERS</b>					
K9	Kit, filter AW80/81-40LE	1	04-10	AE	10156-43504
G85	Filter AW80/81-40LE	1	04-10	35330-52010	10156-45004
<b>BUSHINGS</b>					
K13	Kit, bushing AW80/81-40LE	1	04-10	n/a	10156-50004
A90	Bushing AW80/81-40LE (pump body)	1	04-10	n/a	10156-50604
A91	Bushing AW80/81-40LE (stator front)	1	04-10	n/a	10156-50704

# AW80-40LE•AW81-40LE•U440E•U441E•TF80-40LE•TF81-40LE

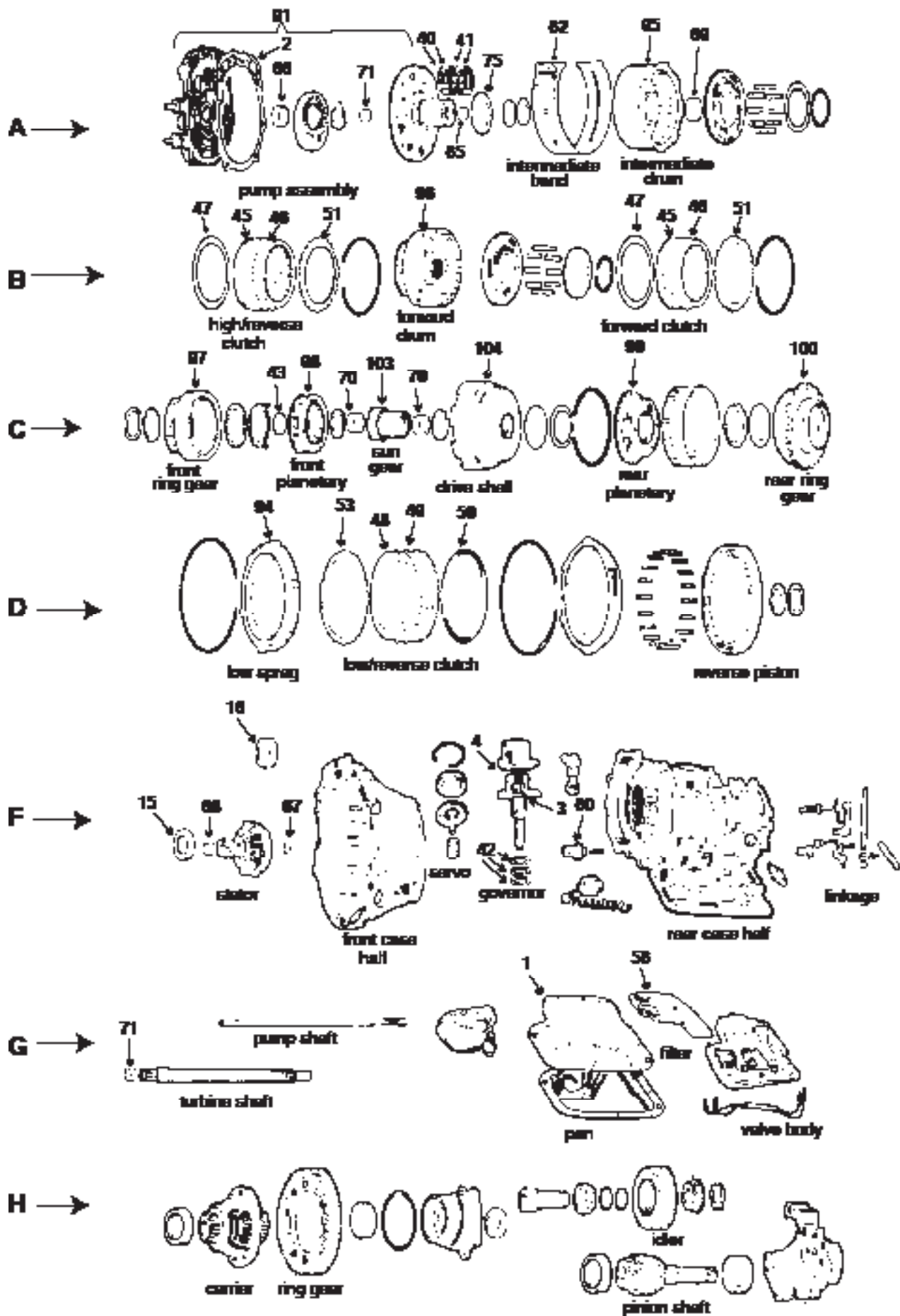
AW80-81-40LE•U440•41E•TF80•81-40LE

ILL	DESCRIPTION	QTY	YEAR	REFERENCE #	PART #
<b>BUSHINGS (CONTINUED)</b>					
A92	Bushing AW80/81-40LE (direct clutch housing)	1	04-10	n/a	10156-50804
B95	Bushing AW80/81-40LE (direct hub front)	1	04-10	n/a	10156-50904
B96	Bushing AW80/81-40LE (direct hub rear)	1	04-10	n/a	10156-51004
C98	Bushing AW80/81-40LE (planetary front)	1	04-10	n/a	10156-51104
C99	Bushing AW80/81-40LE (planetary rear)	1	04-10	n/a	10156-51204
C100	Bushing AW80/81-40LE (sun gear front)	1	04-10	n/a	10156-51304
C101	Bushing AW80/81-40LE (sun gear rear)	1	04-10	n/a	10156-51404
D108	Bushing AW80/81-40LE (sun gear w/shell front)	1	04-10	n/a	10156-51504
D109	Bushing AW80/81-40LE (sun gear w/shell rear)	1	04-10	n/a	10156-51604
E110	Bushing AW80/81-40LE (intermediate shaft)	1	04-10	n/a	10156-51704
<b>WASHERS/BEARINGS/RACES/SHIMS</b>					
K12	Kit, thrust bearing AW80/81-40LE	1	04-10	n/a	10156-55104
A115	Bearing, thrust direct housing to pump support	1	04-10	n/a	10156-56104
B118	Race, thrust bearing direct housing to direct clutch hub	1	04-10	na/	10156-56304
B119	Bearing, thrust direct housing to direct clutch hub	1	04-10	n/a	10156-56404
C121	Bearing, thrust planetary to sun gear w/shell	1	04-10	n/a	10156-56704
C122	Bearing, thrust planetary to sun gear	1	04-10	n/a	10156-56804
C123	Race, thrust bearing sun gear to thrust bearing	1	04-10	n/a	10156-56904
D126	Thrust washer (4 tabs) outer sprag race to sun shell	1	04-10	n/a	10156-57304
D127	Bearing, thrust sun shell to forward hub	1	04-10	n/a	10156-57404
D128	Bearing, thrust forward hub to forward housing	1	04-10	n/a	10156-57504
E132	Bearing, thrust intermediate housing to end housing	1	04-10	n/a	10156-58204
F135	Bearing, cup/cone pinion shaft (front)	1	04-10	n/a	10156-61004
F136	Bearing, cup/cone pinion shaft (rear)	1	04-10	n/a	10156-61104
F137	Bearing, cup/cone differential housing (speedo side)	1	04-10	n/a	10156-61204
F138	Bearing, cup/cone differential housing	1	04-10	n/a	10156-61304
<b>SNAP RINGS</b>					
A145	Snap ring direct clutch retainer	1	04-10	AE	10156-62103
A146	Snap ring direct clutch pressure plate	1	04-10	AE	10156-62203
B147	Snap ring direct hub to housing	1	04-10	AE	10156-62303
B148	Snap ring drive gear to drive hub	1	04-10	AE	10156-62403
B149	Snap ring 1st/reverse pressure plate	1	04-10	AE	10156-62503
C151	Snap ring 2nd clutch retainer	1	04-10	AE	10156-62603
D152	Snap ring sprag in sprag housing	1	04-10	AE	10156-62703
D153	Snap ring reverse clutch pressure plate	1	04-10	AE	10156-62803
D155	Snap ring forward clutch pressure plate	1	04-10	AE	10156-63203
E156	Snap ring forward clutch retainer	1	04-10	AE	10156-63403
E157	Snap ring overdrive clutch pressure plate	1	04-10	AE	10156-63703
E158	Snap ring overdrive clutch retainer	1	04-10	AE	10156-64103
<b>PUMP PARTS AND PUMPS</b>					
A160	Pump assembly need exchange	1	04-10	AE	10156-67003
A162	Gears, pump AW80/81-40LE	1	04-10	n/a	10156-77104
A163	Support, pump AW80/81-40LE	1	04-10	AE	10156-77203
<b>HARD PARTS</b>					
A165	Housing, direct clutch AW80/81-40LE	1	04-10	AE	10156-72103
A166	Piston, direct clutch AW80/81-40LE	1	04-10	AE	10156-72503
A167	Retainer, direct clutch AW80/81-40LE	1	04-10	AE	10156-72603
B169	Hub, direct clutch AW80/81-40LE	1	04-10	AE	10156-73003
B170	Nut AW80/81-40LE (drive hub to drive gear)	1	04-10	AE	10156-73103
B171	Gear, drive AW80/81-40LE	1	04-10	AE	10156-73203
B172	Hub, drive gear AW80/81-40LE	1	04-10	AE	10156-73503
B173	Gear, ring gear AW80/81-40LE	1	04-10	AE	10156-73603
B174	Piston, 1st/reverse clutch AW80/81-40LE	1	04-10	AE	10156-73703

**AW80-40LE•AW81-40LE•U440E•U441E•TF80-40LE•TF81-40LE**

**AW80•81-40LE•U440•41E•TF80•81-40LE**

ILL	DESCRIPTION	QTY	YEAR	REFERENCE #	PART #
<b>HARD PARTS (CONTINUED)</b>					
B175	Retainer, 1st/reverse clutch	1	04-07	AE	10156-73803
C177	Planetary assembly	1	04-10	AE	10156-74003
C178	Gear, sun	1	04-10	AE	10156-74503
C179	Spring, w/retainer 2nd clutch	1	04-07	AE	10156-74803
C180	Piston, 2nd clutch	1	04-10	AE	10156-74903
D182	Race, outer sprag	1	04-10	AE	10156-75403
D183	Shell, w/sun gear (inner sprag race)	1	04-10	AE	10156-75503
D184	Hub, forward clutch	1	04-10	AE	10156-75803
E187	Housing, intermediate shaft	1	04-10	AE	10156-76003
E188	Retainer, w/springs	1	04-10	AE	10156-76203
E189	Piston, overdrive clutch	1	04-10	AE	10156-76303
E190	Housing, end cover	1	04-10	AE	10156-76503
F191	Shaft, pinion	1	04-10	AE	10156-76603
F192	Gear, driven	1	04-10	AE	10156-77003
F194	Differential, assembly	1	04-10	AE	10156-78003
G199	Piston, accumulator	1	04-10	AE	10156-78503
G200	Spring, accumulator	1	04-10	AE	10156-78803
G201	Spring, accumulator	1	04-10	AE	10156-78903
G202	Piston, accumulator	1	04-10	AE	10156-78603
G203	Spring, accumulator	1	04-10	AE	10156-79003
G204	Piston, accumulator	1	04-10	AE	10156-78703
G205	Pawl, park	1	04-10	AE	10156-80103
G206	Pin, park	1	04-10	AE	10156-80203
G207	Spring, park pawl	1	04-10	AE	10156-80303
G208	Shaft, shift	1	04-10	AE	10156-80403
G209	Guide, park rod	1	04-10	AE	10156-80503
G210	Rod, park	1	04-10	AE	10156-80603
G211	Cone, rooster	1	04-10	AE	10156-80703
G212	Pin, roll shift shaft	1	04-10	AE	10156-80803
G213	Spacer, shift shaft (sleeve)	1	04-10	AE	10156-80903
G214	Spring, detent	1	04-10	AE	10156-81003
<b>ELECTRICAL COMPONENTS</b>					
G220	Solenoid	1	04-10	52-0484	10156-85204
G221	Solenoid	1	04-10	52-0484	10156-85204
G222	Solenoid	1	04-10	52-0484	10156-85204
G223	Solenoid	1	04-10	52-0483	10156-85404
G224	Solenoid	1	04-10	52-0485	10156-85104
G225	Sensor	1	04-10	n/a	10156-86504
G227	Sensor	1	04-10	n/a	10156-86604
G228	Switch, MLPS	1	04-10	n/a	10156-90104
G229	Harness, internal wiring	1	04-10	n/a	10156-90303
<b>SPRAGS</b>					
D235	Sprag, assembly	1	04-10	n/a	10156-94004
D235	Sprag assembly	1	04-10	AE	10156-94003
D236	Sprag, w/washers	1	04-10	n/a	10156-94104
<b>BONDED PISTONS</b>					
E240	Piston, bonded rubber	1	04-10	93741601	10156-96104
E241	Piston, bonded rubber	1	04-10	93741562	10156-96204
E242	Piston, bonded rubber	1	04-10	93741550	10156-96304
<b>NOTES</b>					



F3A  
65000

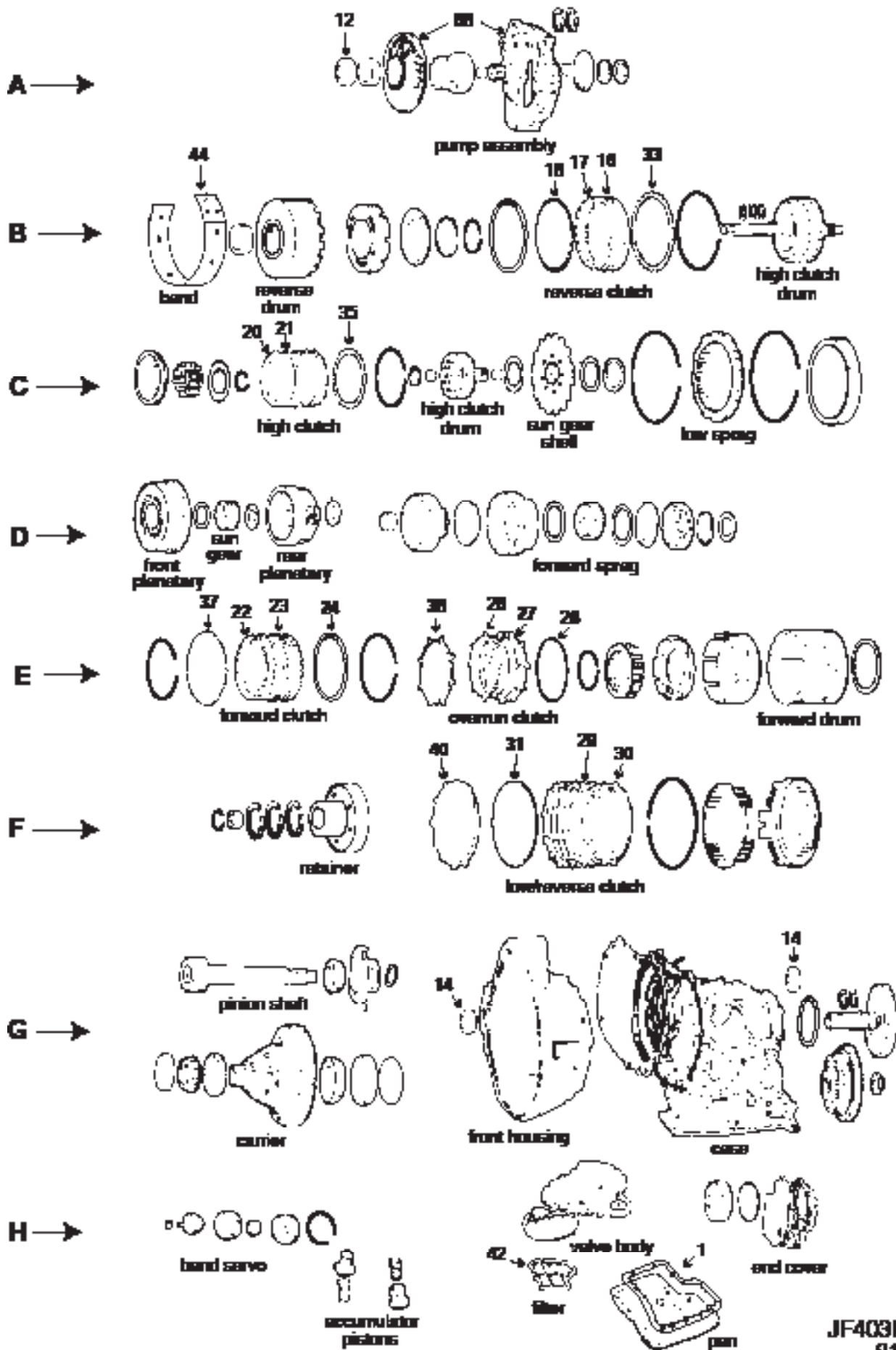
ILL	DESCRIPTION	QTY	YEAR	REFERENCE #	PART #	
<b>REBUILDER KITS</b>						
K4	Master deluxe rebuild kit	F3A (Jatco)	1	81-97	AE	K6500-R
K5	Master kit w/steels	F3A (Jatco)	1	81-97	AE	K6500
K6	Master kit w/o steels	F3A (Jatco)	1	81-97	AE	K6500-LS
K7	O/H gasket set w/seals-rings	GM/Isuzu (axle seals not included)	1	81-97	AE	K65900
K11	Gasket and seal kit	F3A (Jatco)	1	81-97	AE	K65900-1
<b>GASKETS AND RUBBER COMPONENTS</b>						
G1	Gasket, oil pan	F3A (Jatco) neoprene/cork	1	81-97	94140737	13190X
G1	Gasket, oil pan	F3A (Jatco) Duraprene®	1	81-97	94140737F	13190D
A2	Gasket, oil pump	F3A (Jatco)	1	81-97	94140705	13784
F3	Gasket, governor	F3A (Jatco)	1	81-97	94140811	13785
F4	Gasket, governor cover	F3A (Jatco)	1	81-97	94140813	13786
n/i	O'ring	F3A (Jatco) filler tube	1	81-97	94000710	23859
n/i	O'ring	F3A (Jatco) manual lever shaft	1	81-97	9954-10-1001	13103
n/i	O'ring	F3A (Jatco) modulator/solenoid	2	81-97	94140714	13822
n/i	O'ring	F3A (Jatco) speedo sleeve	1	81-97	1011-17-443	23861
<b>METAL CLAD SEALS</b>						
F15	Seal, metal clad	F3A (Jatco) front	1	81-97	9410686	65200
F16	Seal, metal clad	Mazda (left/right axle)	2	81-97	FU03-27-238	63201
F16	Seal, metal clad	GM/Isuzu (left/right axle)	2	85-97	8666007	51201
n/i	Seal, metal clad 16x7x6mm	F3A (Jatco) speedometer	1	81-97	9958-60-8166	50207
<b>SEALING RINGS</b>						
K10	Kit, sealing ring	F3A (Jatco)	1	81-97	AE	K65300
A40	Sealing ring (metal)	F3A (Jatco) pump stator (front)	2	81-97	94140825	45300
A41	Sealing ring (metal)	F3A (Jatco) pump stator (rear)	2	81-97	94140826	45302
F42	Ring, sealing	F3A (Jatco) governor	3	81-97	34140899	65301T
C43	Ring, sealing	F3A (Jatco) lube oil	1	81-97	FT05-19-538	45303
<b>CLUTCH PLATES</b>						
B45	Friction .061" 4.530" od 44T	F3A (Jatco) forward/direct clutch	7/8	81-97	94140870	45103
B46	Steel .063" 3.625" id 28T	F3A (Jatco) forward/direct clutch	7/8	81-97	94140871	65101
B47	Steel, dished (not in kits)	F3A (Jatco) forward/direct clutch	2	81-97	94140869	45104-R
D48	Friction .061" 5.790" 62T	F3A (Jatco) low/reverse clutch	4/5	81-97	94140788	65104
D49	Steel .059" 5.123" 37T	F3A (Jatco) low/reverse clutch	4/5	81-97	94140789	65105
D50	Steel, dished	F3A (Jatco) low/reverse clutch	1	81-97	FT01-19-608	65107-R
<b>PRESSURE PLATES</b>						
B51	Pressure plate .189"	F3A (Jatco) forward/direct clutch	sel	81-97	94140874	65716-R
B51	Pressure plate .197"	F3A (Jatco) forward/direct clutch	sel	81-97	3959-19-505	65716A-R
B51	Pressure plate .205"	F3A (Jatco) forward/direct clutch	sel	81-97	3959-19-506	65716B-R
B51	Pressure plate .213"	F3A (Jatco) forward/direct clutch	sel	81-97	3959-19-507	65716C-R
B51	Pressure plate 5.6mm	F3A (Jatco) forward/direct clutch	sel	81-97	3959-19-508	65716D-R
B51	Pressure plate 5.8mm	F3A (Jatco) forward/direct clutch	sel	81-97	3959-19-509	65716E-R
B51	Pressure plate 6.0mm	F3A (Jatco) forward/direct clutch	sel	81-97	0338-19-515	65716F-R
D53	Pressure plate 7.8mm	F3A (Jatco) low/reverse clutch	sel	81-97	FT01-19-618B	65718-R
D53	Pressure plate 8.0mm	F3A (Jatco) low/reverse clutch	sel	81-97	FT01-19-617B	65718A-R
D53	Pressure plate 8.2mm	F3A (Jatco) low/reverse clutch	sel	81-97	FT01-19-613B	65718B-R
D53	Pressure plate 8.4mm	F3A (Jatco) low/reverse clutch	sel	81-97	FT01-19-614B	65718C-R
D53	Pressure plate 8.6mm	F3A (Jatco) low/reverse clutch	sel	81-97	FT01-19-615B	65718D-R
D53	Pressure plate 8.8mm	F3A (Jatco) low/reverse clutch	sel	81-97	FT01-19-616B	65718E-R
<b>FILTERS</b>						
K9	Kit, filter	Mazda (neoprene/cork)	1	81-87	AE	FK65800
K9	Kit, filter	Mazda (Duraprene®)	1	81-87	AE	DK65800
K9	Kit, filter	1985-86 GM/1980-84 Isuzu (neoprene/cork)	1	85-89	AE	FK65800A
K9	Kit, filter	1985-86 GM/1980-84 Isuzu (Duraprene®)	1	85-89	AE	DK65800A
K9	Kit, filter	Mercury Tracer (neoprene/cork)	1	87-90	AE	FK65800B



ILL	DESCRIPTION	QTY	YEAR	REFERENCE #	PART #
<b>FILTERS (CONTINUED)</b>					
K9	Kit, filter	1	87-90	AE	DK65800B
K9	Kit, filter (with tube)	1	87-97	AE	FK65800C
K9	Kit, filter (with tube)	1	87-97	AE	DK65800C
K9	Kit, filter	1	88-93	AE	FK65800D
K9	Kit, filter	1	88-93	AE	DK65800D
K9	Kit, filter (with short tube)	1	94-97	AE	FK65800E
K9	Kit, filter (with short tube)	1	94-97	AE	DK65800E
G56	Filter	1	81-87	FT01-19-815	65800
G56	Filter	1	85-89	94413320	65800A
G56	Filter	1	87-90	E7GZ-7A098A	65800B
G56	Filter (with tube)	1	87-97	94428489	65800C
G56	Filter	1	88-93	E9BZ-7A098-A	65800D
G56	Filter (with short tube)	1	94-97	F4BZ-7A098-A	65800E
<b>MODULATORS</b>					
F60	Modulator, vacuum	1	81-93	94140717	45820A
F60	Modulator, vacuum	1	94-97	F4BZ-7A337-A	45820B
<b>BANDS</b>					
A62	Band, intermediate (flex)	1	81-97	94140765	65700
<b>BUSHINGS</b>					
K13	Kit, bushing	1	81-97	AE	K65901
A65	Bushing	1	81-97	31452-X5000	65002
A66	Bushing	1	81-97	31358-X5000	65004
A67	Bushing 23.10" od x 15.30" ht	1	81-84	31343-X5000	65005
A67	Bushing 23.85" od x 13.20" ht	1	85-97	31343-X5100	65009
A68	Bushing 23.85" od x 8.30" ht	1	85-97	31375-X5100	65009A
A69	Bushing	1	85-97	31513-X5000	65006
C70	Bushing	2	81-97	31462-X5000	65007
AG71	Bushing	2	81-97	31353-X5000	65003
n/i	Bushing 36mm od	1	94-97	31137-X5000	65001
n/i	Bushing 37mm od	1	81-97	n/a	65001A
n/i	Bushing	1	81-97	31883-X5000	65008
<b>WASHERS/BEARINGS/RACES/SHIMS</b>					
A75	Washer, thrust .065"	sel	81-97	94144370	45400B
A75	Washer, thrust .077"	sel	81-97	94144769	45400C
A75	Washer, thrust .085"	sel	81-97	94144365	45400D
A75	Washer, thrust .093"	sel	81-97	94144366	45400E
A75	Washer, thrust .097"	sel	81-97	94144367	45400F
<b>PUMP PARTS AND PUMPS</b>					
A91	Pump, assembly w/gears	1	81-97	94140704	65910-R
<b>HARD PARTS</b>					
A95	Drum, direct clutch (front)	1	81-97	94140864	65921-R
B96	Drum, forward clutch (rear)	1	81-97	94140876	65922-R
C97	Gear, ring (w/id groove)	1	81-97	94140773	65924-R
C97	Gear, ring (w/o id groove)	1	81-97	97014289	65924A-R
C98	Planetary, front (1 groove 3 gears)	1	81-97	94140729	65925-R
C98	Planetary, front (1 groove 4 gears)	1	81-97	FT01-19-540A	65925A-R
C98	Planetary, front (no groove 3 gears)	1	81-97	97014292	65925B-R
C99	Planetary, rear (1 groove)	1	81-97	94140787	65930-R
C99	Planetary, rear (no groove)	1	81-97	97014288	65930A-R
C100	Gear, ring (w/id groove)	1	81-97	FT01-19-533	65931-R
C100	Gear, ring (w/o id groove)	1	81-97	F4BZ-7A153-A	65931A-R
C103	Gear, sun (1 groove)	1	81-97	94140781	65926-R
C103	Gear, sun (no groove)	1	81-97	97014291	65926A-R







JF403E/LJ4A-EL  
81000

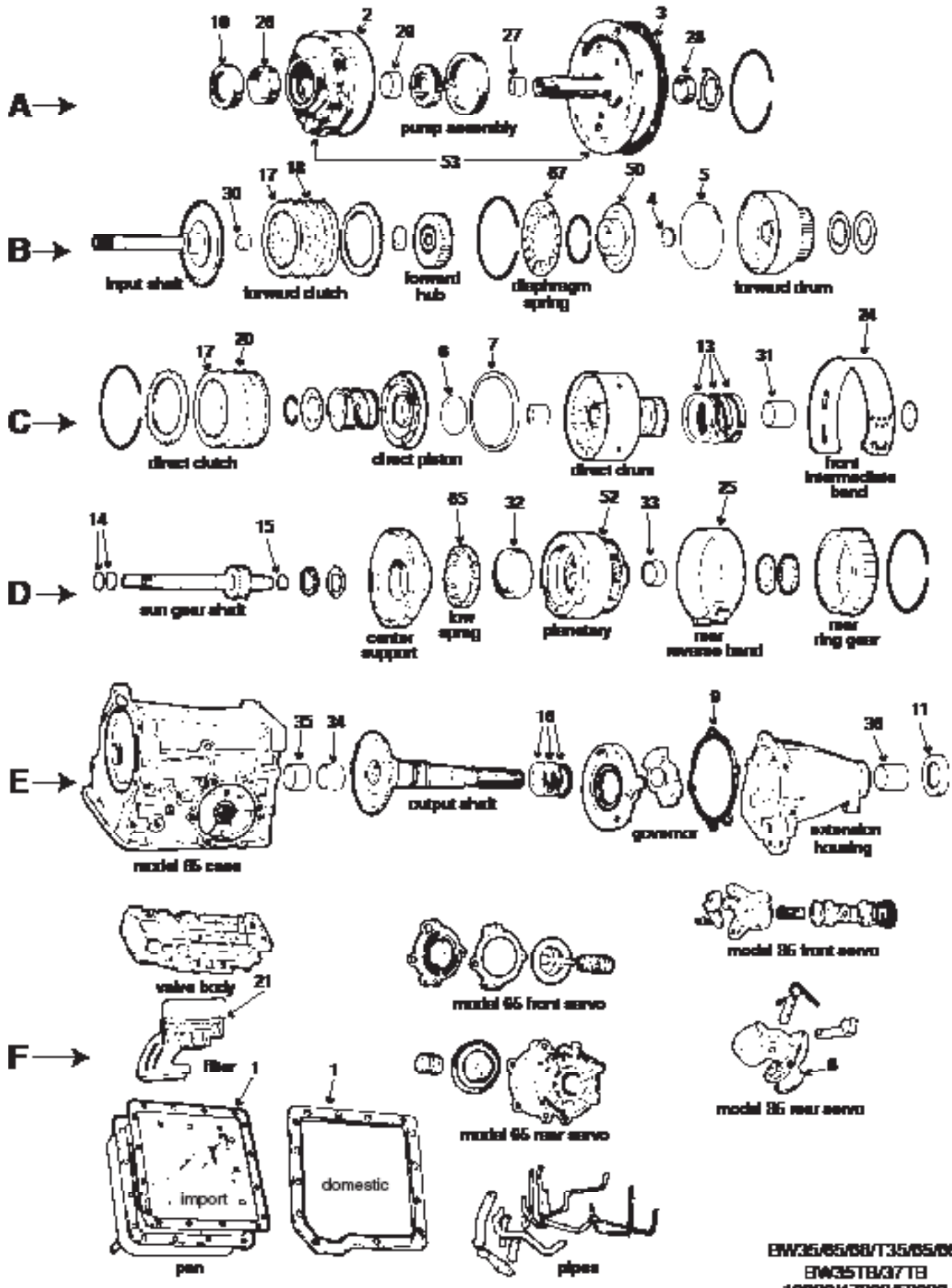
ILL	DESCRIPTION		QTY	YEAR	REFERENCE #	PART #
<b>REBUILDER KITS</b>						
K5	Master kit w/steels	JF403E	1	90-93	AE	K8100
K5	Master kit w/steels	LJ4A-EL	1	95-02	AE	K8100A
K6	Master kit w/o steels	JF403E	1	90-93	AE	K8100-LS
K6	Master kit w/o steels	LJ4A-EL	1	95-02	AE	K8100A-LS
K7	O/H gasket set w/seals-rings	all	1	90-02	FDB-2283	K81900
<b>VALVE BODY KITS</b>						
K15	Shift Kit® JF403E/LJ4AEL	improved shift and high temp rings	1	90-02	SK® LJ4AEL	K81908
K15	Reprogramming Kit™ (trick valve)	JF403E/LJ4A-EL (hot rod/street showoff)	1	90-02	LJ4AEL-HD2	LJ4AEL-HD2
<b>GASKETS AND RUBBER COMPONENTS</b>						
H1	Gasket, oil pan	neoprene/cork	1	90-93	94385731	13146X
H1	Gasket, oil pan	Duraprene®	1	90-93	94385731	13146D
H1	Gasket, oil pan	neoprene/cork	1	95-02	n/a	13146AX
H1	Gasket, oil pan	Duraprene®	1	95-02	n/a	13146AD
n/i	Gasket	pump to case	1	90-02	97032223	23396
n/i	O'ring	pump to case	1	90-02	31526-80X00	23086
n/i	O'ring	output speed sensor	1	90-02	31526-41X05	23083
n/i	O'ring	turbine shaft	1	90-02	31526-80X01	23085
n/i	Seal	low/reverse (feed)	1	90-02	94355683	23033
n/i	Seal	valve body to case	4	90-02	31528-31X06	23034
<b>METAL CLAD SEALS</b>						
A12	Seal, metal clad	LJ4A-EL/JF403E (front)	1	90-02	94385707	81200
G14	Seal, metal clad	Geo/Isuzu (left/right axle)	2	90-93	97070182	51201
G14	Seal, metal clad	Mazda (left/right axle)	2	90-02	F003-27-238A	63201
<b>SEALING RINGS</b>						
K10	Kit, sealing ring (complete)	JF403E	1	90-02	AE	K81300
<b>CLUTCH PLATES</b>						
B16	Friction .063" 5.480" od 28T	reverse clutch	2	90-02	94385871	90100
B17	Steel .071" 4.957" id 30T	reverse clutch	2	90-02	94385872	90101
B18	Steel, dished	reverse clutch	1	90-02	94385873	90111-R
C20	Friction .063" 4.415" od 20T	JF403E (high clutch)	4	90-93	94385851	81104
C20	Friction .063" 4.415" od 21T (not in kit)	LJ4A-EL (high clutch)	4	90-94	31532-80X05	90102
C20	Friction .063" 4.415" od 24T	LJ4A-EL (high clutch)	4	94-02	FX02-19-550	90102A
C21	Steel .087" 5.686" id 28T	high clutch	5	90-92	94385852	81105
C21	Steel .087" 5.686" id 28T	high clutch	1	92-93	94385852	81105
C21	Steel .079" 4.686" id 28T	high clutch	6	92-93	97043655	81105A
C21	Steel .055" 4.686" id 28T	high clutch	ar	90-93	n/a	81105B
C21	Steel .055" 3.615" id 28T	high clutch	6	95-02	FX01-19-334	90103
C21	Steel .079" 4.686" id 28T	high clutch	1	95-02	FX01-19-499	90103A
E22	Friction .063" 5.425" od 32T	forward clutch	5	90-93	94385824	90104
E22	Friction .055" 3.615" id 52T	forward clutch	6	95-02	FX01-19-590A	90104A
E23	Steel .071" 4.925" id 32T	forward clutch	5	90-93	94385825	90105
E23	Steel .055" 4.928" id 32T	forward clutch	6	95-02	FX01-19-561	90105A
E24	Steel, dished	forward clutch	1	90-02	94385832	90115-R
E26	Friction .063" 4.940" od 20T	overrun clutch	3	90-02	94385834	90106
E27	Steel .063" 4.450" id 8T	overrun clutch	3/5	90-02	94387815	90107
E28	Steel, dished	overrun clutch	1	90-02	94385833	90117-R
F29	Friction .063" 6.445" od 32T	low/reverse clutch	7/8	90-02	94385692	81110
F30	Steel .071" 5.900" id 10T (wide teeth)	low/reverse clutch	7/8	90-93	94385691	81111
F30	Steel .071" 5.905" id 10T	low/reverse clutch	7	95-02	FX01-19-609	90109
F31	Steel, dished .068"	low/reverse clutch	1	90-92	94385693	81117-R
F31	Steel, dished .090"	low/reverse clutch	1	92-02	97048977	90119-R

# JF403E•LJ4A-EL

JF403E•LJ4A-EL

ILL	DESCRIPTION		QTY	YEAR	REFERENCE #	PART #
<b>PRESSURE PLATES</b>						
B33	Pressure plate .210"	reverse clutch	sel	90-02	n/a	<b>81715-R</b>
B33	Pressure plate .220"	reverse clutch	sel	90-02	n/a	<b>81715A-R</b>
C35	Pressure plate .120"	high clutch	sel	90-93	n/a	<b>81716-R</b>
C35	Pressure plate .160"	high clutch	sel	90-93	n/a	<b>81716D-R</b>
C35	Pressure plate .126"	high clutch	sel	95-02	n/a	<b>90713-R</b>
C35	Pressure plate .134"	high clutch	sel	95-02	n/a	<b>90713A-R</b>
C35	Pressure plate .142"	high clutch	sel	95-02	n/a	<b>90713B-R</b>
E37	Pressure plate .130"	forward clutch	sel	90-02	n/a	<b>90715-R</b>
E37	Pressure plate .140"	forward clutch	sel	90-02	n/a	<b>90715A-R</b>
E37	Pressure plate .150"	forward clutch	sel	90-02	n/a	<b>90715B-R</b>
E38	Pressure plate .115"	overrun clutch	sel	90-02	n/a	<b>90717-R</b>
E38	Pressure plate .125"	overrun clutch	sel	90-02	n/a	<b>90717A-R</b>
E38	Pressure plate .135"	overrun clutch	sel	90-02	n/a	<b>90717B-R</b>
F40	Pressure plate .095"	low/reverse	sel	90-93	94385696	<b>81717B-R</b>
F40	Pressure plate .103"	low/reverse	sel	90-93	94385697	<b>81717C-R</b>
F40	Pressure plate .111"	low/reverse	sel	90-93	94385698	<b>81717D-R</b>
F40	Pressure plate .119"	low/reverse	sel	90-93	94385699	<b>81717E-R</b>
F40	Pressure plate .135"	low/reverse	sel	90-93	n/a	<b>81717G-R</b>
F40	Pressure plate .092"	low/reverse	sel	95-02	n/a	<b>90720-R</b>
F40	Pressure plate .100"	low/reverse	sel	95-02	n/a	<b>90720A-R</b>
F40	Pressure plate .108"	low/reverse	sel	95-02	n/a	<b>90720B-R</b>
F40	Pressure plate .116"	low/reverse	sel	95-02	n/a	<b>90720C-R</b>
<b>FILTERS</b>						
K9	Kit, filter	Duraprene®	1	90-93	AE	<b>DK81710</b>
K9	Kit, filter	neoprene/cork	1	90-93	AE	<b>FK81710</b>
K9	Kit, filter	Duraprene®	1	95-02	AE	<b>DK81710C</b>
K9	Kit, filter	neoprene/cork	1	95-02	AE	<b>FK81710C</b>
H42	Filter		1	90-93	8-94428-489-0	<b>81710</b>
H42	Filter		1	95-02	FX01-19-815	<b>81710C</b>
<b>BANDS</b>						
B44	Band, flex	2-4	1	90-02	94385793	<b>81700</b>
<b>PUMP PARTS AND PUMPS</b>						
A68	Pump assembly		1	90-02	AE	<b>81200-R</b>
<b>NOTES</b>						





BW35/65/66/T35/65/66  
 BW35TB/37TB  
 1900047001/5000



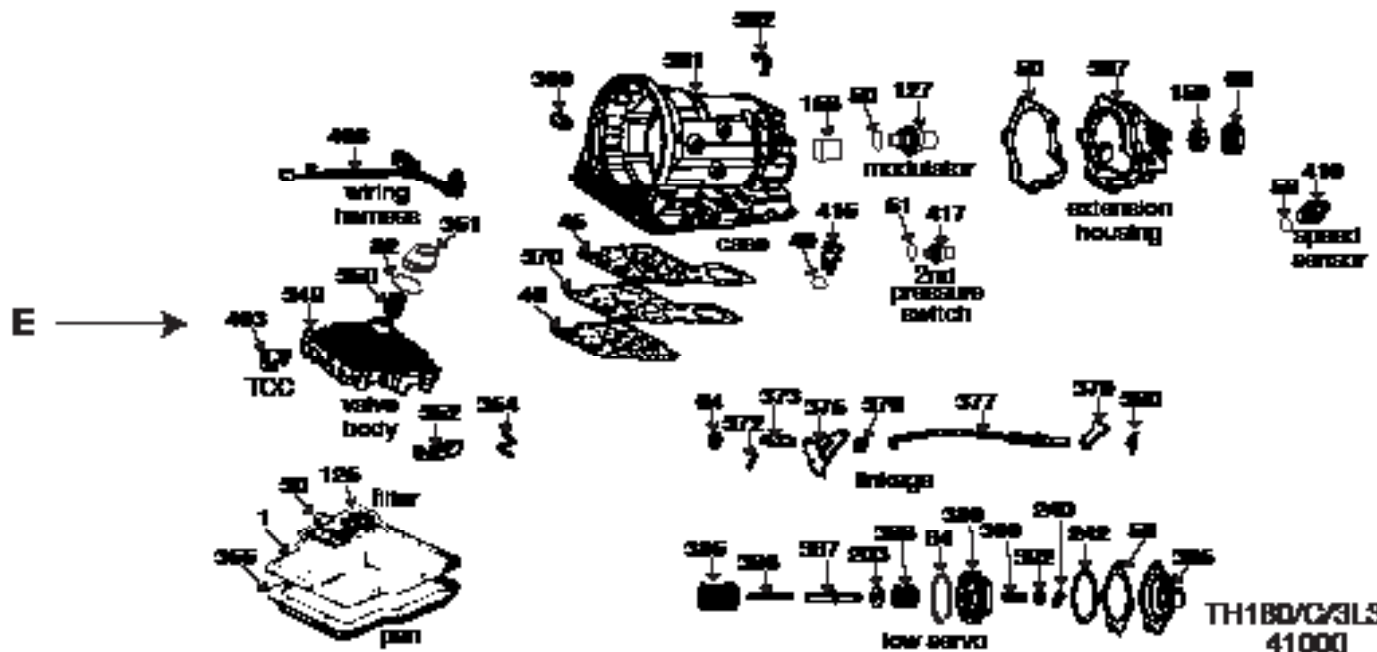
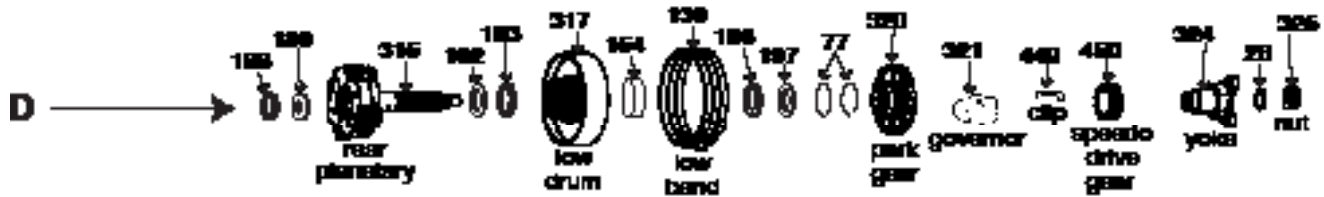
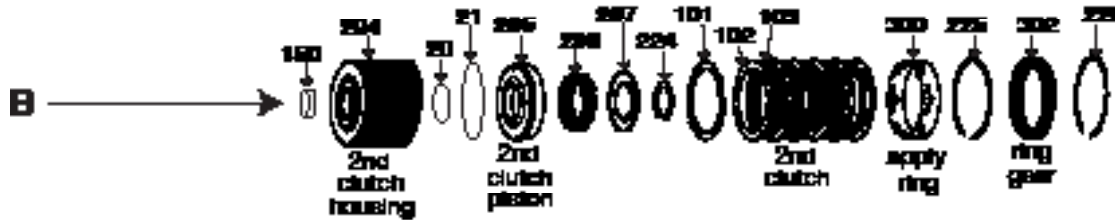
ILL	DESCRIPTION	QTY	YEAR	REFERENCE #	PART #
<b>REBUILDER KITS</b>					
K4	Master deluxe rebuild kit (w/o rear seal) BW35/T35/type 2 USA	1	62-71	AE	K1900B-R
K4	Master deluxe rebuild kit (w/o rear seal) BW35/T35/type 1 non USA	1	63-76	AE	K1900X-R
K4	Master deluxe rebuild kit BMW T65/66	1	73-76	AE	K4700-R
K4	Master deluxe rebuild kit Jaguar T65/66	1	79-88	AE	K4700A-R
K5	Master kit w/steels (w/o rear seal) BW35/T35/type 2 USA	1	62-71	AE	K1900B
K5	Master kit w/steels (w/o rear seal) BW35/T35/type 1 non USA	1	63-76	AE	K1900X
K5	Master kit w/steels BMW T65/66	1	73-76	AE	K4700
K5	Master kit w/steels Jaguar T65/66	1	79-88	AE	K4700A
K5	Master kit w/steels Saab BW35TB(type 5)	1	68-80	AE	K5800
K5	Master kit w/steels Saab 900/9000 BW37TB	1	81-93	AE	K5800A
K6	Master kit w/o steels (w/o rear seal) BW35/T35/type 2 USA	1	62-71	AE	K1900B-LS
K6	Master kit w/o steels (w/o rear seal) BW35/T35/type 1 non USA	1	63-76	AE	K1900X-LS
K6	Master kit w/o steels BMW T65/66	1	71-76	AE	K4700-LS
K6	Master kit w/o steels Jaguar T65/66	1	73-88	AE	K4700A-LS
K6	Master kit w/o steels Saab BW35TB (type 5)	1	68-80	AE	K5800-LS
K6	Master kit w/o steels Saab 900/9000 BW37TB	1	81-93	AE	K5800A-LS
K7	O/H gasket set w/seals-rings BW35/T35/type 2 USA	1	62-71	AE	K19900B
K7	O/H gasket set w/seals-rings BW35/T35/type 1 non USA (w/o rear seal)	1	63-76	AE	K19900X
K7	O/H gasket set w/seals-rings BMW T65/6	1	71-86	AE	K47900
K7	O/H gasket set w/seals-rings Jaguar T65/66	1	73-88	AE	K47900A
K7	O/H gasket set w/seals-rings Saab BW35TB/type 5	1	68-80	AE	K58900
K7	O/H gasket set w/seals-rings Saab 900/9000 BW37TB	1	81-93	AE	K58900A
K11	Gasket and seal kit BW35/T35/type 2 USA	1	62-71	AE	K19900A-1
K11	Gasket and seal kit BW35/T35/type 1 non USA	1	63-76	AE	K19900-1X
K11	Gasket and seal kit BMW/Jaguar T65/66	1	71-88	AE	K47900-1
<b>GASKETS AND RUBBER COMPONENTS</b>					
F1	Gasket, oil pan BW35/T35/type 2 USA (neoprene/cork)	1	62-71	3164825	3744LX
F1	Gasket, oil pan BW35/T35/type 2 USA (Duraprene®)	1	62-71	3164825	3744D
F1	Gasket, oil pan BW35/T35/type 1 non USA (neoprene/cork)	1	63-76	211E7A191	3740LX
F1	Gasket, oil pan BW35/T35/type 1 non USA (Duraprene®)	1	63-76	D1RY-7A191-A	3740D
F1	Gasket, oil pan T65/66 (neoprene/cork)	1	73-88	04650-45008V	3745LX
F1	Gasket, oil pan T65/66 (Duraprene®)	1	73-88	04650-45008V	3745D
A2	Seal, lathe cut BW35/T35/type 1/2/T65/66 (front pump body)	1	62-88	3165004	3822L
A3	Gasket, front pump BW35/T35/type 1/2	1	62-76	3164869	3823L
A3	Gasket, front pump Jaguar/BMW T65/66	1	73-93	046-504-5007Y	3824L
B4	Seal, lathe cut exc 70-71 type 2 (firt cl piston inner)	1	62-88	3165013	3826L
B5	Seal, lathe cut BW35/T35/type 1/2 (firt cl piston outer)	1	62-88	3165012	3825L
C6	O'ring exc 70-71 type 2 (rear cl piston inner)	1	62-88	3165050	3831L
C6	O'ring BW35/T35/type 2 (rear cl piston inner)	1	70-71	3198561	13296
C7	Seal, lathe cut BW35/T35/type 1/2 (rear cl piston outer)	1	62-88	3165009	3829L
F8	O'ring BW35/T35/type 1/2 (rear servo piston)	1	62-93	3165014	3821L
E9	Gasket, extension housing 7/16" holes	1	62-71	3170362	13930
E9	Gasket, extension housing 5/16" holes	1	71-93	3164899	13930A
n/i	O'ring TV cable	1	62-66	3163632	3566
n/i	O'ring manual lever shaft	1	62-69	3187389	3499L
<b>METAL CLAD SEALS</b>					
A10	Seal, metal clad Jaguar BW35/type 1/2/T65/66 (front)	1	62-71	3183886	19605
A10	Seal, metal clad BW65/66/T65/66 (front narrow)	1	71-93	04650-44001	47200
E11	Seal, metal clad (w/flange w/o boot) extension housing (w/incloded drive line)	1	63-65	3155168	4743C
E11	Seal, metal clad extension housing (Volvo)	1	63-75	D2RY-70502-B	19677
E11	Seal, metal clad 2 3/8" od (w/o boot) Studebaker extension housing (model 01)	1	62-88	1251450	8850B
E11	Seal, metal clad 1.950" od (not in kit) Opel/Holden/Vauxhal/Jag extension hsg	1	63-88	235728-3	47201A
E11	Seal, metal clad BMW BW65/66/T65/66 (extension housing)	1	73-76	046-504-4002H	47201
n/i	Seal, metal clad BW65/66/T65/66 (manual lever shaft)	1	62-88	3154112	19675

**BW35•T35•BW35TB•BW37TB•BW65•BW66**

**BW35•T35•BW35TB•37TB•BW65•66**

ILL	DESCRIPTION	QTY	YEAR	REFERENCE #	PART #	
<b>SEALING RINGS</b>						
K10	Kit, sealing ring	BW35/65/66/T35/65/66	1	62-88	AE	K19903B
C13	Ring, sealing	rear clutch drum	3	62-69	3164858	19215
D14	Ring, sealing	forward clutch (front sun gear) (small)	2	69-88	3165007	19216
D14	Ring, sealing	forward clutch (front sun gear) (large)	2	69-88	3186586	6235
D15	Ring, sealing	rear sun gear	1	62-65	3165008	19217
D15	Ring, sealing (teflon)	rear sun gear	1	66-88	3176130	19217A
E16	Ring, sealing	output shaft	3	62-88	3165806	19504
<b>CLUTCH PLATES</b>						
B17	Friction .061" 4.248" od 36T	forward clutch (front)	4/5	62-88	3198571	19206A
C17	Friction .061" 4.248" od 36T	direct clutch (rear)	4/5	62-88	3198571	19206A
B18	Steel .068" 3.134" id 40T	forward clutch (front)	3/4	62-88	3164873	19205
B18	Steel .090" 3.134" id 40T (oversized)	forward clutch (front)	ar	62-88	31648730S	19222X
B18	Steel .053" 3.134" id 40T (undersized)	forward clutch (front)	ar	62-88	3164873US	19205X
C20	Steel, dished .068" 3.125" id 40T	direct clutch (rear)	4/5	62-88	3164863	19222
C20	Steel .090" 3.134" id 40T (oversized)	direct clutch (rear)	ar	62-88	31648730S	19222X
C20	Steel .053" 3.134" id 40T (undersized)	direct clutch (rear)	ar	62-88	3164873US	19205X
<b>FILTERS</b>						
K9	Kit, filter (w/o shroud)	BW35/T35/type 2 USA (neoprene/cork)	1	62-66	AE	FK19755
K9	Kit, filter (w/o shroud)	BW35/T35/type 2 USA (Duraprene®)	1	62-66	AE	DK19755
K9	Kit, filter (w/shroud)(pistol grip type)	BW35/T35 USA (neoprene/cork)	1	67-71	AE	FK19757
K9	Kit, filter (w/shroud)(pistol grip type)	BW35/T35 USA (Duraprene®)	1	67-71	AE	DK19757
K9	Kit, filter (pistol grip type)	BW65/66/T65/66 (neoprene/cork)	1	71-88	AE	FK47800
K9	Kit, filter (pistol grip type)	BW65/66/T65/66 (Duraprene®)	1	71-88	AE	DK47800
F21	Filter screen (w/o shroud)	BW35/T35/type 1/2 (front)	1	62-66	3179973	19755
F21	Filter screen (w/shroud)	BW35/T35 (pistol grip type)(front)	1	67-71	3188896	19757
n/i	Filter screen (w/o shroud)	BW35/T35 (rear)	1	62-66	3164950	19756
n/i	Filter screen (w/shroud)	BW35/T35 (rear)	1	62-66	n/a	19756A
<b>MODULATORS</b>						
n/i	Mod type 2 adj screw in (brown)	AMC BW35/T35	1	61-71	4485870	19510A
<b>BANDS</b>						
C24	Band, flex type (1 17/32" wide)	front	1	62-88	3193718	19313F
C24	Band, solid (1 3/16" wide)	front	1	73-86	3188603	19313C
D25	Band, solid	will fit both front/rear	1	62-88	3187096	19313D
<b>BUSHINGS</b>						
K13	Kit, bushing	BW35/T35/type 1 non USA and type 2 USA	1	62-88	AE	K19902
A26	Bushing	BW35/T35/type 1/2 front pump body	1	62-88	3205306	19003
A27	Bushing	stator support (22 and 23 splines)(front)	1	62-88	3205309	19011
A27	Bushing	stator support (26 splines)(front)	1	69-88	19011A	19011A
A28	Bushing	BW35/T35/type 1/2 (stator support)(rear)	1	62-88	3205307	19009
A29	Bushing	BW35/T35/type 1/2 (front pump drive gear)	1	62-88	3205308	19006
B30	Bushing	BW35/T35/type 1/2 (input shaft)	1	62-88	3205301	19005
C31	Bushing	BW35/T35/type 1/2 (sun gear to rr cl drum)	1	62-88	3205303	19010
C32	Bushing	BW35/T35/type 1/2 (planetary support)	1	62-88	3205304	19008
E34	Bushing	BW35/T35/type 1/2 (output shaft)	1	62-88	3205305	19012
E35	Bushing	BW35/T35/type 1/2 (case)	1	62-88	3203639	19001
E36	Bushing 1.795" od .875" wide	extension housing (w/closed drive line)	1	62-65	3202124	19002A
E36	Bushing (babbitt) 1 5/8" od	BW35/T35/type 2 (hsg w/open dr line)	1	62-88	3203640	6014
E36	Bushing 1 5/16" od	Volvo/Datsun (extension housing)	1	63-75	235878-6	19002X
<b>PUMP PARTS AND PUMPS</b>						
A53	Pump assembly, front	22-23 splines (exchange)	1	62-67	AE	19901A-R
A53	Pump assembly, front	26 splines (exchange)	1	69-88	AE	19901B-R





TH180/C/3L30  
41000

ILL	DESCRIPTION	QTY	YEAR	REFERENCE #	PART #	
<b>REBUILDER KITS</b>						
K4	Master deluxe rebuild kit	filter/bushing/washers/clutches	1	69-98	AE	K4100-R
K5	Master kit w/steels	w/gaskets/seals/rings/lined/steel clutches	1	69-98	AE	K4100
K6	Master kit w/o steels	w/gaskets/seals/rings/lined clutches	1	69-98	AE	K4100-LS
K7	O/H gasket set w/seals-rings	gaskets/o'rings/lip seals (except Australian)	1	69-98	AE	K41900
K11	Gasket and seal kit	w/o seals-rings (except Australian)	1	69-98	AE	K41900-1
<b>GASKETS AND RUBBER COMPONENTS</b>						
F1	Gasket, oil pan	neoprene/cork	1	69-98	14050668	13600X
F1	Gasket, oil pan	Duraprene®	1	69-98	90064106	13600D
A4	Seal, lathe cut	pump/bell (outer)	1/2	69-98	5258119	13602
A5	Gasket, pump	to case	1	69-98	96013211	13601
E45	Gasket, valve body	upper (except Australian)	1	69-98	5258155	13610
E46	Gasket, valve body	lower (except Australian)	1	69-87	735057	13612
E46	Gasket, valve body	lower (except '87 Chevette)	1	87-98	96040728	13612A
E50	Gasket, extension housing	housing to case	1	69-98	5258199	13613
E56	Gasket, servo cover	low band	1	69-98	5258339	13614
C11	Lip seal	2nd clutch piston (outer)	1	69-98	5258041	13607
C11	Lip seal	2nd clutch piston (inner)	1	69-98	5258043	13619
E30	Gasket, filter	filter to valve body	1	69-98	5258245	13617
n/i	Multi lip seal (boot)	filler tube to case	1	79-98	1259475	13925
n/i	Gasket, governor	governor to body	1	69-98	5259657	13615A
n/i	Washer, coated	pump/bell housing bolts	12	69-98	5258938	13268A
n/i	O'ring	speedometer housing (ext Tracker/Sidekick)	1	69-98	7430921	3410L
n/i	O'ring	Tracker/Sidekick (speedometer housing)	1	89-98	96057733	3411L
n/i	O'ring	filler tube to case	1	69-78	6264902	3291L
n/i	O'ring	detent cable	1	69-98	5258404	13710
n/i	Hose, vacuum (90° elbow)	modulator	1	69-98	C1AZ-7B087-E	13266
n/i	O'ring	modulator	1	69-98	11078101	13769
n/i	O'ring (teflon coated/green)	turbine shaft	1	82-98	8662686	13766
n/i	Lip seal	3rd clutch (outer)	1	69-98	96014296	13605
n/i	Lip seal	3rd clutch (inner)	1	69-98	5258543	13606
n/i	Seal, lathe cut	reverse clutch (outer)	1	69-98	96014332	3774L
n/i	Seal, lathe cut	reverse clutch (inner)	1	69-98	96014331	3775L
n/i	Lip seal w/spring	speedo driven gear w/spring	1	69-98	25519078	3991L
<b>METAL CLAD SEALS</b>						
A60	Seal, metal clad	front (fits in bell housing)	1	69-98	705216	38151A
E64	Seal, metal clad	manual lever shaft	1	69-98	8623056	38511
E66	Seal, metal clad 1.950" od (not in kit)	Opel/Holden/Peugeot (extension housing)	1	69-98	235728-3	47201A
E66	Seal, metal clad	Fiat (not in kit)(extension housing)	1	71-82	n/a	41204
E66	Seal, metal clad 2 3/8" od (w/o boot)	extension housing (2WD)(w/flange w/o boot)	1	69-98	1243402	8850B
E66	Seal, metal clad	Tracker (extension housing)	1	92-97	96040762	56201B
n/i	Seal, metal clad	Tracker (speedo driven gear)	1	89-98	96057735	41206
n/i	Seal, metal clad	Tracker (4WD adapter housing)	1	89-98	96054039	75201M
<b>SEALING RINGS</b>						
K10	Kit, sealing ring	(except Holden)	1	69-98	AE	K41300
A74	Ring, sealing	stator support	2	69-98	5258106	41302
D77	Ring, sealing (not in kit)	Holden (thick wall governor hub)	3	69-98	5258100	41300A
D77	Ring, sealing	thin wall/governor hub	3	69-98	5258837	41300
E82	Ring, sealing (cast iron)	accumulator piston	1	69-98	8623653	34711
E84	Ring, sealing	low servo piston	1	69-98	5258159	41303

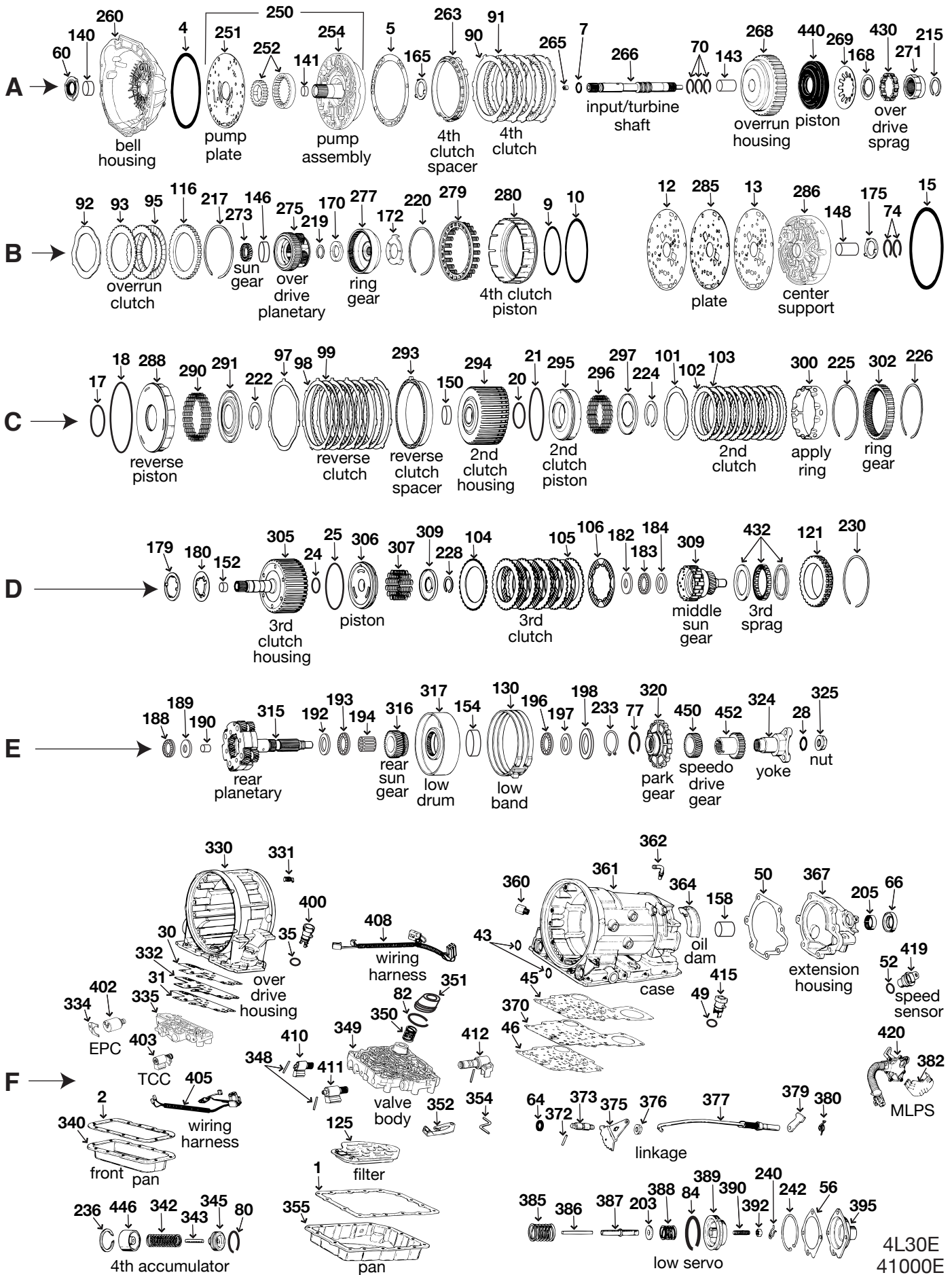
# TH180 (MD3)•180•TH180C (MD2)•3L30

TH180•C

ILL	DESCRIPTION	QTY	YEAR	REFERENCE #	PART #
<b>CLUTCH PLATES</b>					
A98	Steel .070" 5.675" id 7T reverse clutch	ar	69-98	5258019	41101
A98	Steel .083" 5.675" id 7T reverse clutch	3/6	69-98	5258957	41101A
A99	Friction .098" 6.405" od 36T reverse clutch	2/5	69-98	5258017	41100
B102	Steel .070" 4.306" id 36T 2nd clutch	3/6	69-98	5258057	41103
B102	Steel .080" 4.306" id 36T 2nd clutch	3/6	69-98	96041183	41103A
B103	Friction .098" 5.229" od 30T 2nd clutch	2/5	69-98	5258025	41102
C105	Steel .070" 2.850" id 30T 3rd clutch	ar	69-98	5258086	41105
C105	Steel .080" 2.850" id 30T 3rd clutch	3/6	69-98	5258955	41105A
C106	Friction .098" 3.875" od 12T 3rd clutch	2/5	69-98	90064281	41104
<b>FILTERS</b>					
K9	Kit, filter neoprene/cork)	1	69-98	AE	FK41800
K9	Kit, filter Duraprene®)	1	69-98	AE	DK41800
E125	Filter main sump	1	69-98	5258130	41800
n/i	Screen, filter governor	1	69-98	5258383	26712
<b>MODULATORS</b>					
E127	Modulator (blue) Opel/Holden 1969-74/GM1977-80/Fiat	1	69-80	8958947	41820
E127	Modulator (dual)(blue) GM 1979-Up/Holden 1975-Up others	1	75-98	96013028	41820A
E127	Modulator (dual)(green) Opel 1975/others 1980-Up	1	80-98	96013169	41820B
E127	Modulator (green) 10-11 eda 1.9 Opel 1975/GM 1980-Up various	1	80-98	90064071	41820C
E127	Modulator (purple) Geo Tracker/Suzuki	1	89-97	96040434	41820D
<b>BANDS</b>					
E130	Band low	1	69-98	5463805	41700
<b>BUSHINGS</b>					
K13	Kit, bushing complete	1	69-98	AE	K41901
A140	Bushing (babbitt) pump body/bell housing)	1	69-98	8958661	8005
A148	Bushing stator support (rear)	1	69-98	8958621	41003
B150	Bushing 2nd clutch drum	1	69-98	5258128	41000
D154	Bushing sun gear drum	1	69-98	5258075	41009
E158	Bushing case	1	69-98	5258191	41012
E159	Bushing (bronze w/dimples) extension housing	1	69-98	6260048	8008
E159	Bushing (babbitt) 1.626" od extension housing	1	69-98	6260048	8008A
E159	Bushing (Duralife ®) extension housing	1	69-98	24241501	8008B
<b>WASHERS/BEARINGS/RACES/SHIMS</b>					
K14	Kit, thrust washer w/popular selective	1	69-98	AE	K41907
A165	Washer, thrust (plastic) .061" (yellow) pump stator to 2nd clutch housing	sel	69-98	5258201	41208
A165	Washer, thrust (plastic) .069" (red) pump stator to 2nd clutch housing	sel	69-98	5258202	41208A
A165	Washer, thrust (plastic) .077" (black) pump stator to 2nd clutch housing	sel	69-98	5258203	41208B
A165	Washer, thrust (plastic) .084" (white) pump stator to 2nd clutch housing	sel	69-98	5258205	41208C
A165	Washer, thrust (plastic) .092" (green) pump stator to 2nd clutch housing	sel	69-98	5258206	41208D
A165	Washer, thrust (plastic) .100" (blue) pump stator to 2nd clutch housing	sel	69-98	5258207	41208E
C179	Washer, thrust (metal) 2nd clutch drum to 3rd clutch housing	1	69-98	5258091	41702
C179	Washer, thrust (plastic) 2nd clutch drum to 3rd clutch housing	1	69-98	96040241	41702A
C180	Washer, thrust (metal) input shaft rear	1	69-98	5258554	41703
D182	Bearing, thrust input shaft to bearing	1	69-98	90064108	41705
D183	Bearing, thrust bearing to sun gear	1	69-98	96040078	41707
D188	Bearing, thrust race to sun gear	1	69-98	96040078	41707
D192	Bearing, thrust rear planet to bearing	2	69-98	90064108	41705
D192	Race, thrust bearing to rear planetary	1	69-98	5258555	41706
D193	Bearing, thrust race to sun gear drum	2	69-98	5686837	41704
<b>PUMP PARTS AND PUMPS</b>					
A250	Pump assembly Opel TH180 (w/valve)	1	69-81	AE	41424-R
A250	Pump assembly Chevrolet TH180 (w/o valve)	1	70-79	AE	41424A-R
A250	Pump assembly non lock-up	1	81-81	AE	41424C-R







4L30E  
41000E

ILL	DESCRIPTION	QTY	YEAR	REFERENCE #	PART #
<b>TECHNICAL MANUALS</b>					
K53	Tech manual 4L30E dis/assembly	1	90-05	83-4L30ETM	010-450
<b>REBUILDER KITS</b>					
K5	Master kit w/steels	1	90-98	AE	K4100E
K5	Master kit w/steels	1	99-05	AE	K4100F
K6	Master kit w/o steels	1	90-98	AE	K4100E-LS
K6	Master kit w/o steels	1	99-05	AE	K4100F-LS
K7	O/H gasket set w/seals-rings	1	90-98	AE	K41900E
<b>VALVE BODY KITS</b>					
K15	Shift Kit® 4L30E	1	90-05	SK® 4L30e	K41908E
K15	Valve body calibration Kit	1	90-05	TL-4L30E	G41908E
K15	Shift Correction Package	1	90-05	K4L30-E	S41908E
<b>GASKETS AND RUBBER COMPONENTS</b>					
F1	Gasket, oil pan	1	90-00	241M-218-850	13604D
F1	Gasket, oil pan	1	90-00	241M-218-850	13604X
F1	Gasket, oil pan	1	90-05	8-9014-234-0	13605D
F1	Gasket, oil pan	1	90-05	8-9014-234-0	13605X
F2	Gasket, oil pan (overdrive housing)	1	90-05	8-9014-235-0	13606D
F2	Gasket, oil pan (overdrive housing)	1	90-05	8-9014-235-0	13606X
A4	Seal, lathe cut	1	90-05	5258119	13602
A5	Gasket, pump	1	90-05	8-96014-973-0	13601E
A7	O'ring (teflon coated/green)	1	90-05	8662686	13766
B9	Seal, lathe cut	1	90-05	96014231	3776L
B10	Lip seal	1	90-95	96014320	13609
B10	Lip seal	1	95-05	96017561	13609A
B12	Gasket, adapter plate	1	90-91	8.96015-772-0	13608
B12	Gasket, adapter plate	1	92-05	8-96016-514-0	13608A
B13	Gasket, adapter plate	1	90-91	8.96015-772-0	13608
B13	Gasket, adapter plate	1	92-05	8-96016-514-0	13608A
C17	Seal, lathe cut	1	90-05	96014331	3775L
C18	Seal, lathe cut	1	90-05	96014332	3774L
C20	Lip seal	1	90-05	5258043	13619
C21	Lip seal	1	90-05	5258041	13607
D24	Lip seal	1	90-05	96014295	13606A
D25	Lip seal	1	90-05	96014296	13605
F30	Gasket, auxiliary VB	1	90-05	96017400	13639
F31	Gasket, auxiliary VB	1	90-05	96017399	13639A
F35	Seal	1	90-05	n/a	13749
F45	Gasket, valve body (main)	1	90-05	96017202	13611
F46	Gasket, valve body (main)	1	90-05	96015417	13611A
F50	Gasket, extension housing	1	90-05	96014417	13613A
F56	Gasket, servo cover	1	90-05	96014414	13614A
N/1	Multi lip seal (boot)	1	90-05	1259475	13925
n/i	Washer, coated	12	90-05	5258938	13268A
n/i	O'ring	1	90-05	7430921	3410L
n/i	O'ring	1	90-02	9921100	3413L
n/i	O'ring	1	90-05	96041008	3412L
n/i	Lip seal w/spring	1	90-05	25519078	3991L
n/i	Seal, lathe cut	1	90-05	96014062	3777L
n/i	O'ring	1	90-05	96014673	3288L
n/i	O'ring	2	90-05	96014317	3289L
n/i	O'ring	3	90-05	24204409	13710
n/i	O'ring	3	90-05	8634188	23071
n/i	O'ring	1	90-05	96057733	3411L

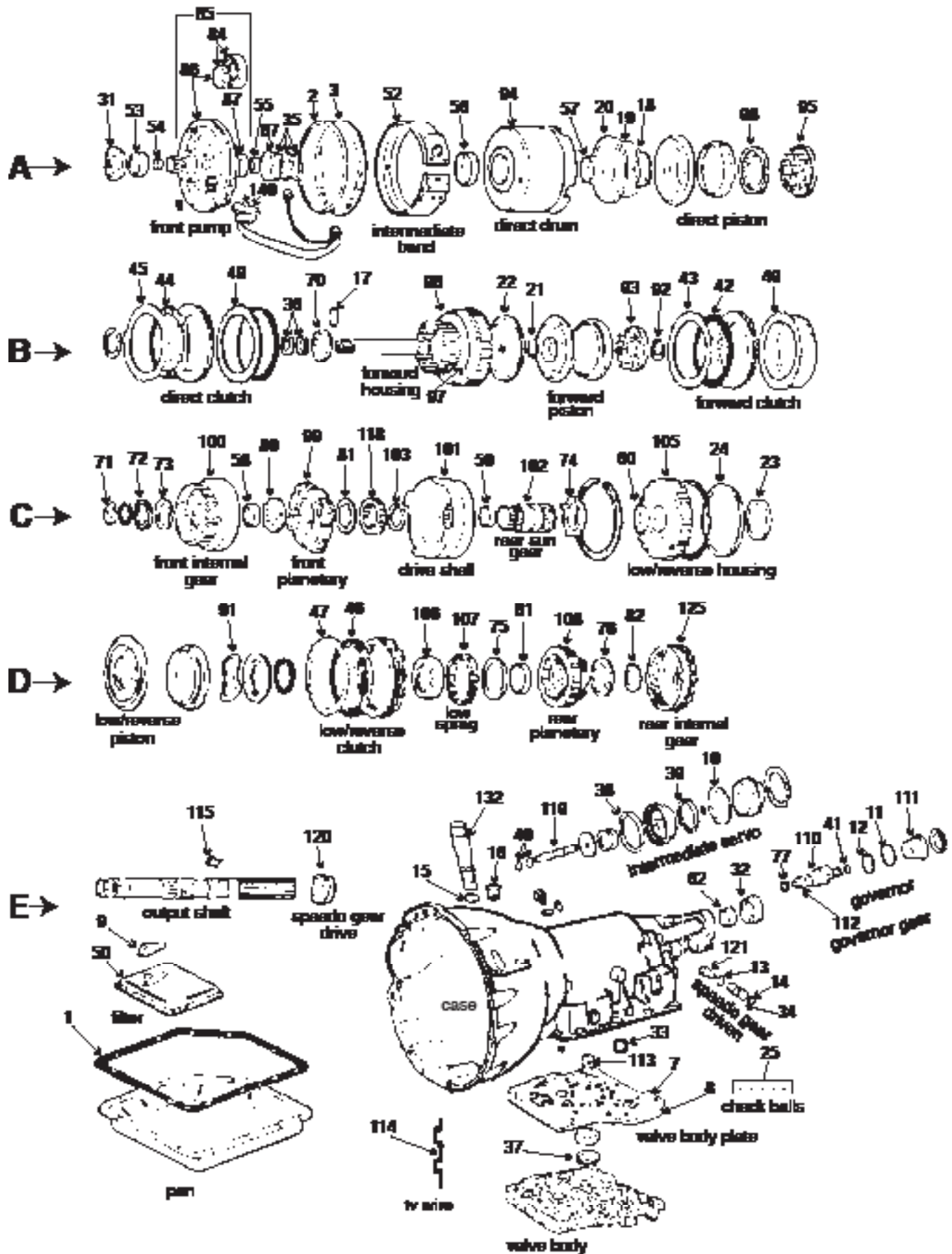
ILL	DESCRIPTION	QTY	YEAR	REFERENCE #	PART #
<b>METAL CLAD SEALS</b>					
A60	Seal, metal clad front	1	90-05	96015187	41151
F64	Seal, metal clad shift shaft	1	90-05	8644709	51202A
F66	Seal, metal clad 1.950" od (not in kit) Opel (extension housing)	1	90-05	235728-3	47201A
F66	Seal, metal clad 2 3/8" od (w/o boot) extension housing (2WD)	1	90-05	1243402	8850B
F66	Seal, metal clad extension housing	1	90-05	96014416	56201B
n/i	Seal, metal clad Honda (speedo housing)	1	90-05	97131328	91206
<b>SEALING RINGS</b>					
K10	Kit, sealing ring complete	1	90-05	AE	K41300E
A70	Ring, sealing (teflon)(scarf cut) turbine shaft	2	90-05	96015717	41305T
A70	Ring, sealing (teflon)(solid) turbine shaft	1	90-05	8634598	32326T
e77	Ring, sealing park gear	1	90-05	5258837	41300
<b>CLUTCH PLATES</b>					
A90	Steel .083" 5.835" id 6T 4th clutch	4	90-05	8-96014-187-0	41107
A91	Friction .088" 6.710" od 36T 4th clutch	3	90-05	8-86014-459-0	41106
B93	Steel .083" 3.954" id 36T overrun clutch	2	90-05	96014194	32110
B95	Friction .088" 5.090" od 40T overrun clutch	2	90-05	8-96014-195-0	32108
C98	Steel .070" 5.675" id 7T reverse clutch	ar	90-05	5258019	41101
C98	Steel .083" 5.675" id 7T reverse clutch	3/6	90-05	5258957	41101A
C99	Friction .098" 6.405" od 36T reverse clutch	2/5	90-05	5258017	41100
C102	Steel .070" 4.306" id 36T 2nd clutch	3/6	90-05	5258057	41103
C102	Steel .080" 4.306" id 36T 2nd clutch	3/6	90-05	96041183	41103A
C103	Friction .098" 5.229" od 30T 2nd clutch	2/5	90-05	5258025	41102
D105	Steel .070" 2.850" id 30T 3rd clutch	ar	90-05	5258086	41105
D105	Steel .080" 2.850" id 30T 3rd clutch	3/6	90-05	5258955	41105A
D106	Friction .098" 3.875" od 12T 3rd clutch	4	90-97	96014946	41104
D106	Friction .063" 3.875" od 12T (high energy) 3rd clutch	6	98-05	8-96017-371-0	41104A
<b>FILTERS</b>					
K9	Kit, filter (Duraprene®) BMW	1	91-00	AE	DK41800B
K9	Kit, filter (neoprene/cork) BMW	1	91-00	AE	FK41800B
K9	Kit, filter (Duraprene®) Opel	1	92-05	AE	DK41800C
K9	Kit, filter (neoprene/cork) Opel	1	92-05	AE	FK41800C
K9	Kit, filter (Duraprene®) Isuzu/Amigo/Rodeo/Troper II	1	90-05	AE	DK41800E
K9	Kit, filter (neoprene/cork) Isuzu/Amigo/Rodeo/Troper II	1	90-05	AE	FK41800E
F125	Filter BMW	1	91-00	24-11-1-218-899	41800B
F125	Filter Opel	1	92-05	n/a	41800C
F125	Filter Isuzu/Amigo/Rodeo/Troper II	1	90-05	8-96041-011-0	41800E
n/i	Screen, filter low solenoid	1	90-05	96041012	41713
n/i	Screen, filter TCC solenoid	1	90-05	96014109	66714
<b>BANDS</b>					
E130	Band low	1	90-05	5463805	41700
<b>BUSHINGS</b>					
K13	Kit, bushing complete	1	90-05	AE	K41901E
A140	Bushing (babbitt) front housing	1	90-05	8958661	8005
A141	Bushing (bronze) pump stator (front)	1	90-05	8628915	32006
A143	Bushing overrun housing	1	90-05	8634908	32017
B146	Bushing overdrive planetary	1	90-05	8631905	51011
B148	Bushing center support	1	90-05	8958621	41003
C150	Bushing 2nd clutch housing	1	90-05	5258128	41000
D152	Bushing 3rd clutch housing	1	90-05	n/a	41002
C154	Bushing low drum	1	90-05	5258075	41009
F158	Bushing case	1	90-05	5258181	41012
n/i	Bushing (bronze w/dimples) extension housing	1	90-05	6260048	8008
n/i	Bushing (babbitt) 1.626" od extension housing	1	90-05	6260048	8008A

ILL	DESCRIPTION	QTY	YEAR	REFERENCE #	PART #	
<b>BUSHINGS (CONTINUED)</b>						
n/i	Bushing (Duralife ®) extension housing	1	90-05	24241501	8008B	
<b>WASHERS/BEARINGS/RACES/SHIMS</b>						
A165	Washer, thrust (plastic) .061" (yellow)		sel	90-05	5258201	41208
A165	Washer, thrust (plastic) .069" (red)		sel	90-05	5258202	41208A
A165	Washer, thrust (plastic) .077" (black)		sel	90-05	5258203	41208B
A165	Washer, thrust (plastic) .084" (white)		sel	90-05	5258205	41208C
A165	Washer, thrust (plastic) .092" (green)		sel	90-05	5258206	41208D
A165	Washer, thrust (plastic) .100" (blue)		sel	90-05	5258207	41208E
A168	Washer, thrust	1	90-05	n/a	41701	
B170	Bearing, thrust	1	90-05	n/a	41708	
B172	Washer, thrust (3-tabs)	1	90-05	n/a	41709	
B175	Washer, thrust (plastic)		sel	90-05	n/a	41710
B175	Washer, thrust (plastic)		sel	90-05	n/a	41710A
B175	Washer, thrust (plastic)		sel	90-05	n/a	41710B
B175	Washer, thrust (plastic)	1	90-05	n/a	41710C	
D179	Washer, thrust (metal)	1	90-05	5258091	41702	
D179	Washer, thrust (plastic)	1	90-05	96040241	41702A	
D180	Washer, thrust (metal)	1	90-05	5258554	41703	
D182	Race, thrust	1	90-05	5258555	41706	
D183	Bearing, thrust	1	90-05	96040078	41707	
D184	Bearing, thrust	1	90-05	90064108	41705	
E188	Bearing, thrust	1	90-05	96040078	41707	
E189	Race, thrust	1	90-05	5258555	41706	
E190	Bearing, caged (open)	1	90-05	n/a	41720	
E196	Bearing, thrust	1	90-05	5686837	41704	
E197	Bearing, thrust	1	90-05	90064108	41705	
E198	Race, thrust	1	90-05	n/a	41718	
<b>PUMP PARTS AND PUMPS</b>						
A250	Pump assembly	1	90-05	8-96041-018-0	41424E-R	
A250	Pump assembly	1	00-05	AE	41424F-R	
A251	Plate, wear pump	1	90-05	8-96015-519-0	41202E	
A252	Gear set, pump .626" thick	1	90-05	n/a	K41201	
A252	Gear set, pump .628" thick	1	90-05	n/a	K41201A	
<b>HARD PARTS</b>						
A271	Cam (inner race)	1	90-05	8-08634-038-0	32838-R	
n/i	Filler tube repair	1	90-05	n/a	96-140A	
n/i	Vent tube (plastic)	1	90-05	8640496	96-141	
<b>ELECTRICAL COMPONENTS</b>						
F402	Solenoid	1	90-05	8-96014-182-0	5A-400	
F402	Solenoid	1	90-05	8677314	5A-400C	
F403	Solenoid	1	90-99	8-96014-182-0	5A-333	
F403	Solenoid (PWM)	1	00-05	8-96078-534-0	5A-392	
F405	Harness, internal wiring (7 prongs)	1	00-05	8-96018-581-0	16A-274	
F408	Harness, internal wiring (w/bolt-on TCC)	1	91-99	n/a	16A-270	
F408	Harness, internal wiring (w/bolt-on TCC)	1	00-05	8-96018-478-0	16A-273	
F408	Harness, internal wiring (w/push-on TCC)	1	00-05	n/a	16A-276	
F410	Solenoid	1	90-05	8.96014-593-0	5A-334	
F411	Solenoid	1	90-05	8-96014-224-0	5A-335	
F412	Solenoid (PWM)	1	90-05	96014795	5A-395	
F415	Connector, electrical (4 terminal square)	1	90-05	8662395	25A-104	
F415	Connector, electrical (5 prongs round)	1	90-05	8649507	25A-105A	
F415	Connector, electrical (7 prongs round)	1	00-05	n/a	25A-107A-R	
F419	Sensor, speed	1	90-05	8-96014-442-0	16A-204	









TH200C  
32000

ILL	DESCRIPTION		QTY	YEAR	REFERENCE #	PART #
<b>TECHNICAL MANUALS</b>						
K53	Tech manual TH200C dis/assembly	diagnosis/troubleshooting	1	76-87	83-200TM	010-303
<b>REBUILDER KITS</b>						
K4	Master deluxe rebuild kit (w/metal rings)	TH200/C	1	76-87	AE	K3200B-R
K4	Master deluxe rebuild kit (w/teflon rings)	TH200/C	1	76-87	AE	K3200A-R
K5	Master kit w/steels (w/teflon rings)	w/o servo lip seals	1	76-87	AE	K3200
K5	Master kit w/steels (w/metal rings)	w/o servo lip seals	1	76-87	AE	K3200B
K6	Master kit w/o steels (w/metal rings)	w/servo lip seals	1	76-87	AE	K3200B-LS
K6	Master kit w/o steels (w/teflon rings)	w/servo lip seals	1	76-87	AE	K3200-LS
K7	O/H gasket set w/seals-rings	w/metal ring kit	1	76-87	AE	K32900B
K7	O/H gasket set w/seals-rings	w/teflon ring kit	1	76-87	AE	K32900C
K8	External seal kit	TH200/C	1	76-87	AE	K32900-2
K11	Gasket and seal kit	TH200/C	1	76-87	AE	K32900C-1
K28	Kit, lip seal	servo	1	81-87	AE	K32900-3
<b>VALVE BODY KITS</b>						
K15	Shift Kit® corrects soft shifts	TH200 (pressure rise)	1	76-78	SK® 200	K32908
K15	Shift Kit® corrects soft shifts	TH200/C (pressure rise)	1	79-87	SK® 279	K32908A
K15	Shift Correction Package	TH200/C	1	76-87	K200	S32908A
K38	Loss of lockup control kit	TH200C	1	79-87	200LU	K32877
<b>GASKETS AND RUBBER COMPONENTS</b>						
E1	Gasket, oil pan	neoprene/cork	1	76-87	8633380	13900X
E1	Gasket, oil pan	Duraprene®	1	76-87	8633380	13900D
A2	Seal, lathe cut	TH200 (pump to case)	1	76-87	8628052	13902
A3	Gasket	TH200 (pump to case)	1	76-87	8633899	13901
E7	Gasket, valve body	TH200 (upper case to spacer plate)	1	76-78	8628871	13926
E7	Gasket, valve body	TH200C (upper case to spacer plate)	1	79-87	8633624	13926B
E8	Gasket, valve body	TH200 (lower spacer plate to VB)	1	76-79	8628870	13926A
E8	Gasket, valve body	TH200 (lower spacer plate to VB)	1	79-87	8633623	13926C
E9	Gasket	TH200/C (filter)	1	76-87	8628300	13903
E10	O'ring	TH200/C (intermediate servo cover)	1	76-87	8628136	13920
E11	O'ring	governor cover (large)	1	76-87	8628243	3131L
E12	O'ring	governor cover (small)	1	76-87	8628248	13915
E13	O'ring	speedo gear hsg (except Tracker/Sidekick)	1	76-87	6264903	3410L
E13	O'ring (2 1/8" dia)	speedo gear housing (large)	1	79-87	25501478	13582
E14	Lip seal w/o spring	speedo driven gear (w/o spring)	1	76-87	1240382	3991LS
E14	Lip seal w/spring	speedo driven gear (with spring)	1	76-87	2538588HD	3991L
E15	O'ring	filler tube to case	1	76-78	6264902	3291L
E16	Multi lip seal (boot)	filler tube to case	1	79-87	1259475	13925
B17	O'ring	input shaft	1	79-87	8630049	13917
B17	O'ring (teflon coated/green)	input shaft 2.5L/2.8L engines	1	81-87	8662686	13766
A18	Lip seal	direct clutch piston (inner)	1	76-87	8628079	13963
A19	Lip seal	direct clutch piston (center)	1	76-87	8630295	13959
AB20	Lip seal	direct/forward clutch piston (outer)	2	76-87	8628078	13961
B21	Lip seal	forward clutch piston (inner)	1	76-87	8630102	13962
C23	Lip seal	low/reverse clutch piston (inner)	1	76-87	8628246	13960
C24	Lip seal	low/reverse clutch piston (outer)	1	79-87	8628364	13964
E25	Ball, check (1/4" steel)	valve body (steel)	5	76-87	6261179S	13924S
n/i	O'ring	detent cable	1	76-78	358424	3566
n/i	Multi lip seal (boot)	detent cable	1	79-87	25518260	13581
n/i	Seal, metal clad	case to low/reverse housing	1	79-87	8631577	13969
n/i	O'ring	lock up solenoid	1	79-87	8630052	13918
n/i	Cup, plug	parking pawl	1	76-87	8620318	13970
n/i	Washer, coated	pump bolts	6	76-87	8626281	13268A

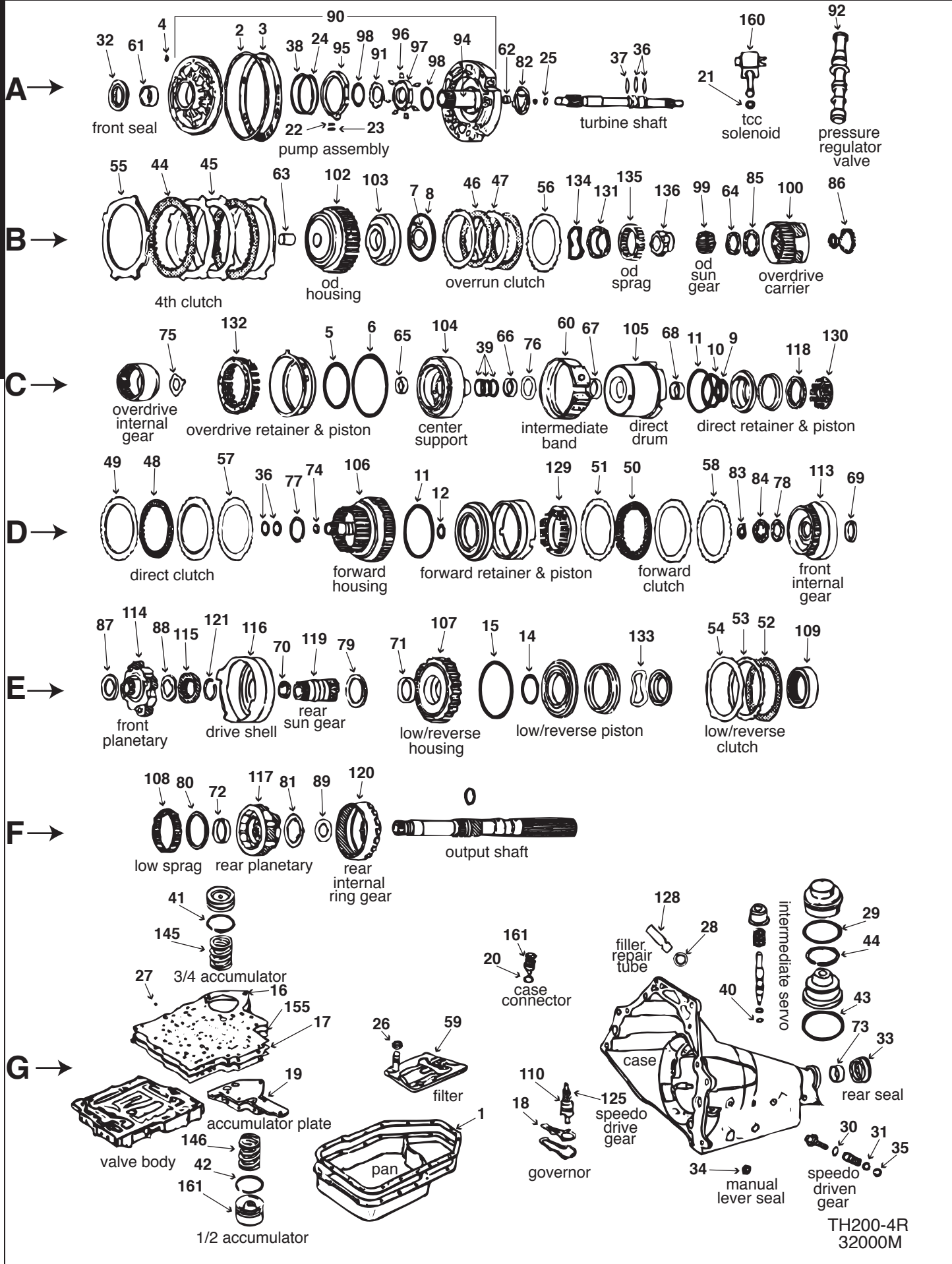
ILL	DESCRIPTION	QTY	YEAR	REFERENCE #	PART #
<b>METAL CLAD SEALS</b>					
A31	Seal, metal clad TH200/C (front)	1	76-87	8648394	61151A
A31	Seal, metal clad 2 3/8" od (w/o boot)	1	76-87	1243402	8850B
E33	Seal, metal clad manual lever shaft	1	76-87	8623056	38511
E34	Seal, metal clad speedo driven gear/speedo housing	1	76-87	3869910	38511X
<b>SEALING RINGS</b>					
K10	Kit, sealing ring metal and teflon (13M/6T)	1	76-87	AE	K32903B
K10	Kit, sealing ring teflon (17 rings)	1	79-87	AE	K32903T
A35	Ring, sealing (teflon) pump stator (rear)	3	76-87	862805T	32300T
B36	Ring, sealing (metal) 1.063" od turbine shaft	2	76-87	8628090	32301
B36	Ring, sealing (teflon) 1.063" od turbine shaft	2	76-87	8628090	32301T
E37	Ring, sealing (metal) 1.998" od 1-2 accumulator	1	76-87	8628275	32302
E37	Ring, sealing (teflon) 1.998" od 1-2 accumulator	1	76-87	8628275	32302T
E38	Ring, sealing (metal) intermediate servo (outer)	1	76-83	8628123	32303
E38	Ring, sealing (teflon) intermediate servo (outer)	1	76-83	8628123	32303T
E39	Ring, sealing (metal) 2.36" od intermediate servo (inner)	1	76-78	8628697	32306
E39	Ring, sealing (teflon) 2.360" od intermediate servo (inner)	1	76-78	8628697	32306T
E39	Ring, sealing (metal) 2.54" od intermediate servo (inner)	1	76-78	8630080	32307
E39	Ring, sealing (teflon) 2.504" od intermediate servo (inner)	1	76-78	8630080	32307T
E39	Ring, sealing (metal) 2.67" od intermediate servo (inner)	1	76-78	8628124	32304
E39	Ring, sealing (teflon) 2.67" od intermediate servo (inner)	1	76-78	8628124	32304T
E39	Ring, sealing (metal) 2.89" od intermediate servo (inner)	1	76-78	8628125	32305
E39	Ring, sealing (teflon) 2.89" od intermediate servo (inner)	1	76-78	8628125	32305T
E40	Ring, sealing intermediate band apply pin	2	79-87	8630120	32323T
E41	Ring, sealing governor	1	76-87	8633455	32308T
n/i	Ring, sealing (metal) 1.96" od intermediate servo piston (inner)	1	79-84	8630568	32311
n/i	Ring, sealing (teflon) 1.96" od intermediate servo piston (inner)	1	79-84	8630568	32311T
n/i	Ring, sealing (metal) 2.14" od intermediate servo piston (inner)	1	79-84	8632149	32312
n/i	Ring, sealing (teflon) 2.140" od intermediate servo piston (inner)	1	79-84	8632149	32312T
n/i	Ring, sealing (metal) 2.28" od intermediate servo piston (inner)	1	79-84	8632150	32310
n/i	Ring, sealing (teflon) 2.28" od intermediate servo piston (inner)	1	79-84	8632150	32310T
n/i	Ring, sealing (metal) 2.40" od intermediate servo piston (inner)	1	79-84	8632151	32313
n/i	Ring, sealing (teflon) 2.40" od intermediate servo piston (inner)	1	79-84	8632151	32313T
n/i	Ring, sealing (metal) intermediate servo piston (inner)	1	79-84	8631473	32309
n/i	Ring, sealing (teflon) intermediate servo piston (inner)	1	79-84	8631473T	32309T
<b>CLUTCH PLATES</b>					
B42	Friction .078" 5.225" od 30T forward clutch	4/5	76-87	8657168	32103
B42	Friction .078" 5.225" od 30T forward clutch (high performance)	4/5	76-87	8648350HP	32103H
B43	Steel .078" 4.342" id 30T forward clutch	3/4	76-87	8628086	32100
B43	Steel, waved .062" 4.342" id 30T forward clutch (cushion)	1	76-87	8628085	32105
B44	Friction .078" 5.225" od 30T direct clutch	4/5	76-87	8657168	32103
B44	Friction .078" 5.225" od 30T direct clutch	4/5	76-87	8648350HP	32103H
B45	Steel .090" 4.342" id 30T direct clutch	3/6	76-87	8628484	32104
B45	Steel .090" 4.342" id 30T (Kolene®) direct clutch	3/6	76-87	8628484	32104K
B45	Steel .100" 4.342" id 30T direct clutch	ar	76-87	86284840S	32104X
D46	Friction .075" 5.525" od 44T low/reverse clutch	4/6	76-87	8648351	32102A
D46	Friction .075" 5.525" od 44T low/reverse clutch (high performance)	4/6	76-87	8648351HP	32102H
D47	Steel .078" 4.691" id 44T low/reverse clutch	5/7	76-87	8628224	32101
D47	Steel .088" 4.691" id 44T low/reverse clutch	ar	76-87	86282240S	32101X
D47	Steel .078" 4.691" id 44T (Kolene®) low/reverse clutch	5/7	76-87	8628224	32101K
D47	Steel, waved .078" 4.691" id 44T low/reverse clutch (cushion)	ar	76-87	8633371	32101A
<b>PRESSURE PLATES</b>					
B49	Pressure plate .250" 6.25mm forward/direct clutch	2	76-87	8628088	32714-R

ILL	DESCRIPTION	QTY	YEAR	REFERENCE #	PART #
<b>FILTERS</b>					
K9	Kit, filter TH200 use w/2 1/4" pan neoprene/cork	1	76-79	AE	FK32710
K9	Kit, filter TH200 use w/2 1/4" pan Duraprene®	1	76-79	AE	DK32710
K9	Kit, filter TH200 use w/2 9/16" deep pan neoprene/cork	1	79-87	AE	FK32710A
K9	Kit, filter TH200 use w/2 9/16" deep pan Duraprene®	1	79-87	AE	DK32710A
E50	Filter 2 1/4" pan	1	76-79	8638964	32710
E50	Filter 2 9/16" deep pan	1	79-87	8632949	32710A
n/i	Screen, filter lock-up/TCC solenoid	1	80-87	8627509	34713
<b>BANDS</b>					
A52	Band, flex intermediate	1	76-87	8628098	32700F
<b>BUSHINGS</b>					
K13	Kit, bushing TH200/C	1	76-87	AE	K32901
A53	Bushing (babbit) pump body	1	76-87	8649963	61005
A54	Bushing (bronze) stator support (front)	1	76-87	8628915	32006
A55	Bushing stator support (rear)	1	76-87	8628916	32003
A56	Bushing direct drum (front large)	1	76-87	8628918	32000
A57	Bushing 1.886" od 47.64mm direct drum (rear small)	1	76-87	8628917	32001
C58	Bushing front internal gear	1	76-87	8630990	32002A
C59	Bushing rear sun gear	1	76-87	8628928	32007
C60	Bushing low/rev housing	1	76-87	8628929	32008
D61	Bushing rear carrier (planetary)	1	76-87	8628947	32004
E62	Bushing (bronze w/dimples) extension housing (w/27 spline output)	1	76-87	6260048	8008
E62	Bushing (babbit) 1.626" od extension housing	1	76-87	6260048	8008A
E62	Bushing (Duralife ®) extension housing	1	76-87	24241501	8008B
<b>WASHERS/BEARINGS/RACES/SHIMS</b>					
K12	Kit, thrust bearing TH200/C	1	76-87	AE	K32906
K14	Kit, thrust washer, w/o thrust bearing w/o popular selectives	1	76-87	AE	K32907
K14	Kit, thrust washer TH200/C	2	76-87	AE	K51442
K14	Kit, planetary carrier washer 1 each selective	1	76-87	AE	K32907A
K14	Kit, planetary carrier washer 1 each selective	1	76-87	AE	K32907B
A67	Thrust washer pump to direct clutch drum	1	76-87	8628056	32401
B70	Thrust washer direct drum to forward clutch housing	1	76-87	8628091	32402
C71	TW (plastic) .068" (white #1) forward clutch housing to output shaft	sel	76-87	8639291	32400
C71	TW (plastic) .073" (neutral #2) forward clutch housing to output shaft	sel	76-87	8639292	32400A
C71	TW (plastic) .078" (black #3) forward clutch housing to output shaft	sel	76-87	8639293	32400B
C71	TW (plastic) .083" (green #4) forward clutch housing to output shaft	sel	76-87	8639294	32400C
C71	TW (plastic) .088" (red #5) forward clutch housing to output shaft	sel	76-87	8639295	32400D
C71	TW (plastic) .093" (purple #6) forward clutch housing to output shaft	sel	76-87	8639296	32400E
C71	TW (plastic) .098" (brown #7) forward clutch housing to output shaft	sel	76-87	8639297	32400F
C71	TW (plastic) .103" (orange #8) forward clutch housing to output shaft	sel	76-87	8639298	32400G
C71	TW (plastic) .108" (yellow #9) forward clutch housing to output shaft	sel	76-87	8639299	32400H
C71	TW (plastic) .113" (lt blue #10) forward clutch housing to output shaft	sel	76-87	8639300	32400J
C71	TW (plastic) .118" (lt tan #11) forward clutch housing to output shaft	sel	76-87	8639301	32400K
C71	TW (plastic) .123" (tan #12) forward clutch housing to output shaft	sel	76-87	8639302	32400L
C71	TW (plastic) .128" (rose #13) forward clutch housing to output shaft	sel	76-87	8639303	32400M
C71	TW (plastic) .133" (lt green #14) forward clutch housing to output shaft	sel	76-87	8639304	32400N
C71	TW (plastic) .138" (smoke #15) forward clutch housing to output shaft	sel	76-87	8639305	32400P
C72	TW (metal) .117" (orange #1) output shaft snap ring to brass TW	1	76-87	8628161	32212
C72	TW (metal) .124" (white #2) output shaft snap ring to brass TW	1	76-87	8630892	32212A
C72	TW (metal) .131" (yellow #3) output shaft snap ring to brass TW	1	76-87	8630893	32212B
C72	TW (metal) .138" (yellow #4) output shaft snap ring to brass TW	1	76-87	8630894	32212C
C72	TW (metal) .145" (red #5) output shaft snap ring to brass TW	1	76-87	8630895	32212D
C72	TW (metal) .152" (brown #6) output shaft snap ring to brass TW	1	76-87	8630896	32212E
C72	TW (metal) .159" (green #7) output shaft snap ring to brass TW	1	76-87	8630897	32212F

ILL	DESCRIPTION	QTY	YEAR	REFERENCE #	PART #
<b>WASHERS/BEARINGS/RACES/SHIMS (CONTINUED)</b>					
C72	TW (metal) .166" (black #8) output shaft snap ring to brass TW	1	76-87	8630898	32212G
C72	TW (metal) .173" (pink #9) output shaft snap ring to brass TW	1	76-87	8630899	32212H
C72	TW (metal) .100" (gold #10) output shaft snap ring to brass TW	1	76-87	8630911	32212J
C73	Thrust washer selective washer to front internal gear	1	76-87	8628765	32403
C74	Washer, thrust (metal) .060" (4 tabs) drive shell to low/rev housing	1	76-79	8628549	32406
C74	Washer, thrust (plastic) .060" (4 tabs) drive shell to low/rev housing (standard)	1	79-87	8628766	32406A
C74	Thrust washer (plastic) .080" drive shell to low/rev housing (thick)	ar	79-87	86287660S	32406X
D75	Thrust washer (plastic) low roller clutch race to rear planetary	1	76-87	8628182	32408
D76	Thrust washer (metal) rear planetary to rear internal gear	1	76-87	8628188	32409
E77	Thrust washer (metal) governor driven gear to case	1	76-87	8628584	32213
C80	Bearing, thrust front internal gear to front planetary	1	78-87	8628202	32404
C81	Bearing, thrust front planetary to front sun gear	1	78-87	8633875	32405
D82	Bearing, thrust rear planetary to rear internal gear	1	78-87	8628962	32409A
<b>SNAP RINGS</b>					
B92	Snap ring forward/direct clutch	1	76-87	8628089	32762-R
C103	Snap ring drive shell to sun gear	2	76-87	8623105	32733-R
n/i	Snap ring output shaft	1	76-87	8628170	32761-R
<b>PUMP PARTS AND PUMPS</b>					
A84	Gear set, pump .677" TH200	1	77-78	AE	K32201
A84	Gear set, pump .776" TH200C	1	79-87	AE	K32201A
A84	Gear set, pump .777" TH200C	1	79-87	AE	K32201B
A84	Gear set, pump .778" TH200C	1	79-87	AE	K32201C
A85	Pump assembly TH200	1	77-78	AE	32200-R
A85	Pump assembly TH200	1	79-80	AE	32200A-R
A85	Pump assembly TH200C	1	79-87	AE	32200B-R
A86	Body and gear assembly, pump TH200C	1	80-87	8638922	32202C-R
A87	Pump stator support TH200C	1	80-87	8633958	32203B-R
<b>HARD PARTS</b>					
D91	Spring, waved low/reverse return	1	76-87	8628222	32551-R
B93	Retainer, w/springs forward housing	1	76-87	8628492	32751A-R
A94	Drum, direct clutch TH200/C	1	76-87	8630922	32726-R
A95	Guide, for retainer w/springs direct clutch	1	76-87	8630096	32751-R
B96	Housing, forward clutch w/input shaft S-10 truck	1	81-87	8633948	32733C-R
B97	Check valve w/ball forward housing	1	76-87	8633748	32764
C99	Planetary front	1	76-87	8628174	32747-R
C100	Gear, front internal ring gear	1	76-87	8639947	32748-R
C101	Shell, drive TH200/C	1	76-87	8648360	32729-R
C101	Shell, drive TH200/C	1	76-87	8648484	32729
C102	Gear, sun rear	1	76-87	8628206	32728B-R
C105	Housing, low/reverse TH200/C	1	76-87	8628212	32727-R
D106	Race, inner low/reverse roller clutch	1	76-87	8628184	32430-R
D108	Planetary rear	1	76-84	8639909	32730A-R
E110	Governor assembly 14T TH200/C	1	76-78	8628964	32410A-R
E110	Governor assembly 13T (diesel) 1 spring	1	79-87	8633940	32410C
E110	Governor assembly 13T (gas) 2 springs	1	79-87	8633942	32410B
E111	Cover, governor w/seals TH200/C	1	76-87	8628933	32707
E112	Gear, governor 14T TH200/C	1	76-79	202	32411
E112	Gear, governor 13T TH200/C	1	79-87	204	32411B
E113	Spring 1-2 accumulator	1	76-87	8634391	32706
E114	Link, throttle lever (wire) TH200/C	1	76-87	8657304	32765-R
E115	Clip, double fold 1/2" speedo drive gear	1	76-79	8628557	32226A
C118	Gear, sun front	1	76-87	8628190	32728A-R
E119	Pin, band apply (1 groove) TH200C	sel	79-87	8632973	32708A



ILL	DESCRIPTION	QTY	YEAR	REFERENCE #	PART #	
<b>HARD PARTS (CONTINUED)</b>						
E119	Pin, band apply (2 grooves)	TH200C	sel	79-87	8632974	32708B
E119	Pin, band apply (3 grooves)	TH200C	sel	79-87	8632975	32708C
E119	Pin, band apply (no groove longest)	TH200C	sel	79-87	8632976	32708
D125	Gear, rear internal	ring gear	1	76-87	8628196	32749-R
E132	Filler tube repair	TH200/C	1	79-87	M99100A	96-140A
n/i	Pin, throttle valve boost	hardened steel	1	79-87	M12712	51966
n/i	Pin, servo extendo	extendo	1	76-87	65786E	32708E
n/i	Valve, lockup	self cleaning	1	76-87	8633877	32877
n/i	Kit, detent cable repair end	replacement end (plastic)	1	76-80	K35909U	K35909A
n/i	Cable, detent	universal	1	77-87	K65940U	63-399
<b>ELECTRICAL COMPONENTS</b>						
A140	Solenoid (PT, EG, w/o GR)	lock-up/TCC	1	81-87	8633945	5A-113
A140	Solenoid (PT, 1G2, w/GR)	lock-up/TCC	1	81-87	8633946	5A-114
A140	Solenoid (PT, 1G2, w/GR)	lock-up/TCC	1	82-87	8633947	5A-115
A140	Solenoid	lock-up/TCC	1	84-06	8638931	5A-116
A140	Solenoid, TCC	replaces all	1	80-87	52-0210	5A-146
A140	Solenoid (ST, IGI, w/GR)	lock-up/TCC	1	79-81	8632950	15A-115
n/i	Switch, pressure	governor (in valve body)(3rd w/tube)	1	83-87	8648190	15A-114
n/i	Switch, pressure (non-grounding)	governor (in valve body)	1	79-87	15A-133	15A-133
n/i	Switch, pressure 36-40 PSI (orange)	governor (in valve body)	1	79-87	8648060	15A-140
n/i	Switch, pressure 46 PSI (silver)	governor (in valve body)	1	79-87	8648063	15A-146
n/i	Switch, pressure 48 PSI (orange)	governor (in valve body)	1	79-87	8648064	15A-148
n/i	Switch, pressure 50 PSI (white)	governor (in valve body)	1	79-87	8648065	15A-150
n/i	Switch, pressure 54 PSI (blue)	governor (in valve body)	1	79-87	8648067	15A-154
n/i	Connector, electrical (2 spade oval)	case	1	79-80	12300205	25A-101
n/i	Connector, electrical (3 terminal square)	case	1	81-87	12015026	25A-103
n/i	Connector, electrical (4 terminal square)	case	1	79-87	8635152	25A-104
<b>SWITCH KITS</b>						
K46	Switch kit@ TH200C to TH350	V/8	1	82-87	2-35B	2-35B
K46	Switch kit@ TH200C to TH350	2.8L V/6	1	82-83	2S-35B	2S-35B
<b>SPRAGS</b>						
D107	Roller clutch	low/reverse	1	76-87	8628183	32502-R
D107	Sprag, roller clutch	low/reverse	1	76-87	8628183	32502
<b>SPEEDO GEARS</b>						
n/i	Gear, speedo driven w/shaft 28T	yellow (plastic)	1	76-87	416765	03-170
n/i	Gear, speedo driven w/shaft 29T	green (plastic)	1	76-87	403999	03-174
n/i	Gear, speedo driven w/shaft 30T	blue (plastic)	1	76-87	561035	03-178
n/i	Gear, speedo driven w/shaft 31T	natural (plastic)	1	76-87	403417	03-182
n/i	Gear, speedo driven w/shaft 27T	black (plastic)	1	76-87	n/a	03-186
n/i	Gear, speedo drive 10T (metal)	purple	1	76-87	8628838	02-240
n/i	Gear, speedo drive 19T (plastic)	yellow	1	76-87	8628891	02-242
n/i	Gear, speed drive 10T (plastic)	green	1	76-87	8632646	02-244
n/i	Gear, speedo drive 12T (plastic)	red	1	76-87	8632647	02-246
n/i	Gear, speedo drive 9T (plastic)	yellow	1	76-87	8632648	02-248
n/i	Gear, speedo drive 18T (plastic)	blue	1	76-87	1246222	02-250
n/i	Gear, speedo drive 17T (plastic)	red	1	76-87	8628793	02-252
n/i	Gear, speedo drive 20T (plastic)	brown	1	76-87	8628894	02-254
n/i	Housing, speedo	plastic	1	76-87	n/a	04-189
n/i	Housing, speedo	metal	1	76-87	n/a	04-191
<b>NOTES</b>						



TH200-4R  
32000M

ILL	DESCRIPTION		QTY	YEAR	REFERENCE #	PART #
<b>TECHNICAL MANUALS</b>						
K53	Tech manual TH200-4R dis/assembly	diagnosis/troubleshooting	1	81-90	83-2004RTM	010-304
<b>REBUILDER KITS</b>						
K4	Master deluxe rebuild kit	w/servo lip seals	1	81-90	AE	K3200M-R
K5	Master kit w/steels	w/servo lip seals	1	81-90	AE	K3200M
K6	Master kit w/o steels	w/servo lip seals	1	81-90	AE	K3200M-LS
K7	O/H gasket set w/seals-rings	w/servo lip seals	1	81-90	AE	K32900M
K8	External seal kit	TH200-4R	1	81-90	AE	K32900M-2
K11	Gasket and seal kit	w/servo lip seals	1	81-90	AE	K32900M-1
K28	Kit, lip seal	servo	1	84-90	AE	K32900-3
<b>VALVE BODY KITS</b>						
K15	Shift Kit®	correct 3-2 cut loose/soft shifts	1	81-90	SK® 200-4R	K32908M
K15	Shift Improver Kit	TH200-4R	1	81-90	35265	114-35265
K15	Transpak™	TH200-4R	1	81-90	35229	114-35229
K15	Reprogramming Kit™	high performance/race w/2nd servo piston	1	81-90	2004R-HD2	2004R-3
K15	Shift Correction Package	TH200-4R	1	81-90	K200-4R	S32908M
K15	Shift Correction Package	high performance	1	81-90	K200-4R-HP	K200-4R-HP
K15	High gear lock-up package	TH200-4R	1	81-90	K013	K013
<b>GASKETS AND RUBBER COMPONENTS</b>						
G1	Gasket, oil pan	neoprene/cork	1	81-90	8634198	13910X
G1	Gasket, oil pan	Duraprene®	1	81-90	8657387	13910D
F2	Seal, lathe cut	pump to case	1	81-90	8634046	13980
F3	Gasket	pump to case	1	81-90	8634047	13981
F4	Washer, coated	pump bolts	6	81-90	8626281	13268A
C5	Lip seal	4th clutch (inner)	1	81-90	8635562	13972
C6	Lip seal	4th clutch (outer)	1	81-90	8634024	13973
B7	Lip seal	overrun clutch (inner)	1	81-90	8634054	13974
B8	Lip seal	overrun clutch (outer)	1	81-90	8634053	13975
C9	Lip seal	direct clutch (inner)	1	79-85	8628079	13963
C10	Lip seal	direct clutch (center)	1	81-90	8630295	13959
CD11	Lip seal	direct/forward clutch (outer)	2	81-90	8628078	13961
D12	Lip seal	forward clutch (inner)	1	81-90	8630102	13962
E14	Lip seal	low/reverse clutch (inner)	1	81-90	8628246	13960
E15	Lip seal	low/reverse clutch (outer)	1	81-90	8628364	13964
G16	Gasket, valve body	spacer plate to case (upper)	1	81-90	8639029	13976
G17	Gasket, valve body	spacer plate to valve body (lower)	1	81-90	8639022	13977
G18	Gasket	governor cover	1	81-90	8634477	13978
G19	Gasket, accumulator housing	TH200-4R	1	81-90	8634166	13979
G20	O'ring	case connector	1	81-90	10054241	3410L
A21	O'ring	lock-up/TCC solenoid	1	81-90	8634188	3665
A22	Seal (teflon)	pump slide	1	81-90	8631877	13768
A23	Seal (round rubber)	pump slide	1	81-90	8631283	13762
A24	O'ring	pump slide	1	81-90	8634088	13982
A25	O'ring	input shaft	1	81-90	8630049	13917
A25	O'ring (teflon coated/green)	input shaft	1	81-90	8662686	13766
G26	Multi lip seal	filter (retro w/late filter)	1	81-06	8657767	13745
G27	Ball, check .250" od (viton)	valve body	5	81-90	6261179	13924
G28	Multi lip seal (boot)	filler tube	1	81-90	1259475	13925
G29	O'ring	intermediate servo cover	1	81-90	8628136	13920
G30	O'ring	speedo housing	1	81-90	8622076	3718L
G31	Lip seal w/spring	with spring	1	81-90	1240382HD	3991L
G31	Lip seal w/o spring	w/o spring	1	81-90	1240382	3991LS
n/i	Seal, lathe cut (beveled)	1-2/3-4 accumulator piston	1	81-90	8635568	13965
n/i	Cup, plug	parking pawl	1	81-90	8620318	13970

# TH200-4R•200-4R

TH200-4R

ILL	DESCRIPTION		QTY	YEAR	REFERENCE #	PART #
<b>GASKETS AND RUBBER COMPONENTS (CONTINUED)</b>						
n/i	Multi lip seal (boot)	detent cable	1	81-90	25518260	13581
<b>METAL CLAD SEALS</b>						
A32	Seal, metal clad	front	1	81-90	8657116	61151A
G33	Seal, metal clad 2 3/8" od (w/o boot)	extension housing	1	81-06	1243402	8850B
G34	Seal, metal clad	manual lever shaft	1	81-90	8623056	38511
G35	Seal, metal clad	speedo driven gear/small metal housing	1	81-90	2558260	38511X
n/i	Retainer, seal	front	1	81-90	8654491	61991
<b>SEALING RINGS</b>						
K10	Kit, sealing ring	metal	1	81-90	AE	K32903M
K10	Kit, sealing ring	teflon	1	81-90	AE	K32903MT
AD36	Ring, sealing (metal) 1.063" od	turbine shaft to forward housing shaft	4	81-90	8628090	32301
AD36	Ring, sealing (teflon) 1.063" od	turbine shaft to forward housing shaft	4	81-90	8628090	32301T
A37	Ring, sealing (teflon)(solid)	turbine shaft	1	81-90	8634598	32326T
A38	Ring, sealing (solid)(not in kit)	pump slide to pump body	1	81-90	8634079	32320
C39	Ring, sealing	center support	3	81-90	8634156	32321
G40	Ring, sealing	intermediate band apply pin	2	81-90	8630120	32323T
G41	Ring, sealing (teflon) 1.998" od	3-4 accumulator piston	1	81-90	8628275	32302T
G42	Ring, sealing (teflon)	1-2 accumulator piston	1	81-90	8634390	32325T
G42	Ring, sealing (metal)	1-2 accumulator piston	1	81-90	8634390	32325
G43	Ring, sealing (teflon)	intermediate servo (inner)	1	81-90	8628123	32303T
G44	Ring, sealing (teflon) 2.360" od	intermediate servo (outer)	1	81-90	862897	32306T
n/i	Ring, sealing (teflon)	governor shaft	1	81-90	8632588	32315T
n/i	Ring, sealing (teflon) 1.96" od	intermediate servo (inner piston)	1	81-84	8630568	32311T
<b>CLUTCH PLATES</b>						
B44	Friction .080" 6.890" od 36T	4th clutch (overdrive)	2	81-90	8657170	32107
B45	Steel .080" 5.845" id 6T	4th clutch (overdrive)	3	81-90	8634026	32109
B45	Steel .080" 5.845" id 6T (Kolene®)	4th clutch (overdrive)	3	81-90	8634026	32109K
B46	Friction .088" 5.090" od 40T	overrun clutch	2	81-90	8657031	32108
B47	Steel .083" 3.954" id 36T	overrun clutch	2	81-90	8634050	32110
B47	Steel .080" 3.954" id 36T (Kolene®)	overrun clutch	2	81-90	8634050	32110K
D48	Friction .078" 5.225" od 30T	direct clutch	4/5	81-90	8648350	32103
D48	Friction .078" 5.225" od 30T	direct clutch	ar	81-90	8648350HP	32103H
D49	Steel .090" 4.342" id 30T	direct clutch	5/6	81-90	8628484	32104
D49	Steel .090" 4.342" id 30T (Kolene®)	direct clutch	5/6	81-90	8628484	32104K
D49	Steel .100" 4.342" id 30T	direct clutch	ar	81-85	86284840S	32104X
D50	Friction .078" 5.225" od 30T	forward clutch	4/5	81-90	8648350	32103
D50	Friction .078" 5.225" od 30T	forward clutch	4/5	81-90	8648350HP	32103H
D51	Steel .078" 4.342" id 30T	forward clutch	5/6	81-90	8628448	32100
E52	Friction .075" 5.525" od 44T	low/reverse clutch	4/6	81-90	8648351	32102A
E52	Friction .075" 5.525" od 44T	low/reverse clutch	4/6	81-90	8628225HP	32102H
E53	Steel .078" 4.691" id 44T	low/reverse clutch	6	81-90	8628224	32101
E53	Steel .078" 4.691" id 44T (Kolene®)	low/reverse clutch	6	81-90	8628224	32101K
E53	Steel .088" 4.691" id 44T	low/reverse clutch	ar	81-90	86282240S	32101X
n/i	Steel, waved .062" 4.342" id 30T	forward clutch (cushion)	ar	81-90	8628085	32105
n/i	Steel, waved .078" 4.691" id 44T	low/reverse clutch (cushion)	ar	81-90	8633371	32101A
<b>PRESSURE PLATES</b>						
B55	Pressure plate .198" 5.02mm	4th clutch	1	81-90	8634866	32714C-R
B56	Pressure plate .198" 5.02mm	overrun clutch	1	81-90	8634052	32714B-R
D57	Pressure plate .180" 4.55mm	direct clutch	1	81-90	8632570	32714A-R
D58	Pressure plate .250" 6.25mm	forward clutch	1	81-90	8628088	32714-R
<b>FILTERS</b>						
K9	Kit, filter	neoprene/cork	1	81-90	AE	FK32710M
K9	Kit, filter	Duraprene®	1	81-90	AE	DK32710M
G59	Filter	TH200-4R	1	81-90	8634223	32710M

ILL	DESCRIPTION	QTY	YEAR	REFERENCE #	PART #	
<b>FILTERS (CONTINUED)</b>						
n/i	Screen, filter	lock-up/TCC solenoid	1	81-90	8627509	34713
<b>BANDS</b>						
C60	Band, flex	intermediate	1	81-90	8628098	32700F
<b>BUSHINGS</b>						
K13	Kit, bushing	12 pieces	1	81-90	AE	K32901M
A61	Bushing (babbit)	pump body	1	81-90	8628913S	61005
A61	Bushing (knurled special)	pump body	1	81-90	M70401	61005A
A61	Bushing (Duralife®)	pump body	1	81-90	79015	61005B
A61	Bushing (seal-sure)	pump body	1	81-90	65005SS	61005X
A62	Bushing (bronze)	stator shaft (front)	1	81-90	8628915	32006
B63	Bushing	overrun clutch housing	1	81-90	8634908	32017
B64	Bushing	overdrive carrier (planetary)	1	81-90	8631905	51011
C65	Bushing 29.8mm od	center support (front)	1	81-90	8634907	32019
C66	Bushing 33.8mm od	center support (rear)	1	81-90	8634913	32020
C67	Bushing 58.0mm od	direct clutch drum (front)	1	81-90	8634919	32000A
C68	Bushing 1.886" od 47.64mm	direct clutch drum (rear)	1	81-90	88634918	32001
D69	Bushing	front internal gear (long)	1	81-90	8630990	32002A
E70	Bushing	rear sun gear	1	81-90	8628928	32007
E71	Bushing	low/reverse clutch housing	1	81-90	8628929	32008
F72	Bushing	rear planetary	1	81-90	8628947	32004
G73	Bushing (bronze w/dimples)	extension housing (w/27 spline output)	1	81-90	6260048	8008
G73	Bushing (babbit) 1.626" od	extension housing	1	81-90	6260048	8008A
G73	Bushing (Duralife ®)	extension housing	1	81-90	24241501	8008B
D74	Bushing	forward clutch housing	1	81-90	8634925	32015
<b>WASHERS/BEARINGS/RACES/SHIMS</b>						
K12	Kit, bearing	TH200-4R	1	81-90	AE	K32906M
K14	Kit, thrust washer	inc 1 selective per group	1	81-90	AE	K32907M
K14	Kit, thrust washer	TH200-4R	2	81-90	AE	K51442
K14	Kit, planetary carrier washer	1 each selective	1	81-90	AE	K32907B
K14	Kit, planetary carrier washer	1 each selective	1	81-90	AE	K32907A
C75	Thrust washer	internal gear to center support	1	81-90	8634146	32420
C76	Thrust washer	center support to direct drum	1	81-90	8634157	32421
D77	Thrust washer	direct drum to forward housing	1	81-90	8628091	32402
D78	Thrust washer	selective washer to front internal gear	1	76-87	8628765	32403
E79	Washer, thrust (metal) .060" (4 tabs)	drive shell to low/reverse housing	1	81-90	8628549	32406
E79	Washer, thrust (plastic) .060" (4 tabs)	drive shell to low/reverse housing	1	81-90	8628766	32406A
E79	Thrust washer (plastic) .080"	drive shell to low/reverse housing (thick)	ar	81-90	86287660S	32406X
F80	Thrust washer (plastic)	low roller clutch race to rear planetary	1	81-90	8628182	32408
F80	TB, rear carrier to low race	low roller clutch race to rear planetary	1	84-90	8648389	32408A
F81	Thrust washer (metal)	rear planetary to rear internal gear	1	81-90	8628188	32409
A82	TW (plastic) .169" (scarlet #1)	overdrive housing to pump	sel	81-90	8634120	32600
A82	TW (plastic) .174" (white #2)	overdrive housing to pump	sel	81-90	8634121	32600A
A82	TW (plastic) .178" (brown #3)	overdrive housing to pump	sel	81-90	8634122	32600B
A82	TW (plastic) .184" (gray #4)	overdrive housing to pump	sel	81-90	8634123	32600C
A82	TW (plastic) .188" (yellow #5)	overdrive housing to pump	sel	81-90	8634124	32600D
A82	TW (plastic) .193" (blue #6)	overdrive housing to pump	sel	81-90	8634125	32600E
A82	TW (plastic) .198" (purple/pink #7)	overdrive housing to pump	sel	81-90	8634386	32600F
A82	TW (plastic) .202" (orange/black #8)	overdrive housing to pump	sel	81-90	8634387	32600G
A82	TW (plastic) .207" 5.20mm (green #9)	overdrive housing to pump	sel	81-90	8634388	32600H
D83	TW (plastic) .068" (white #1)	forward housing to output shaft	sel	76-90	8639291	32400
D83	TW (plastic) .073" (neutral #2)	forward housing to output shaft	1	81-90	8639292	32400A
D83	TW (plastic) .078" (black #3)	forward housing to output shaft	1	81-90	8639293	32400B
D83	TW (plastic) .083" (green #4)	forward housing to output shaft	1	81-90	8639294	32400C



# TH200-4R•200-4R

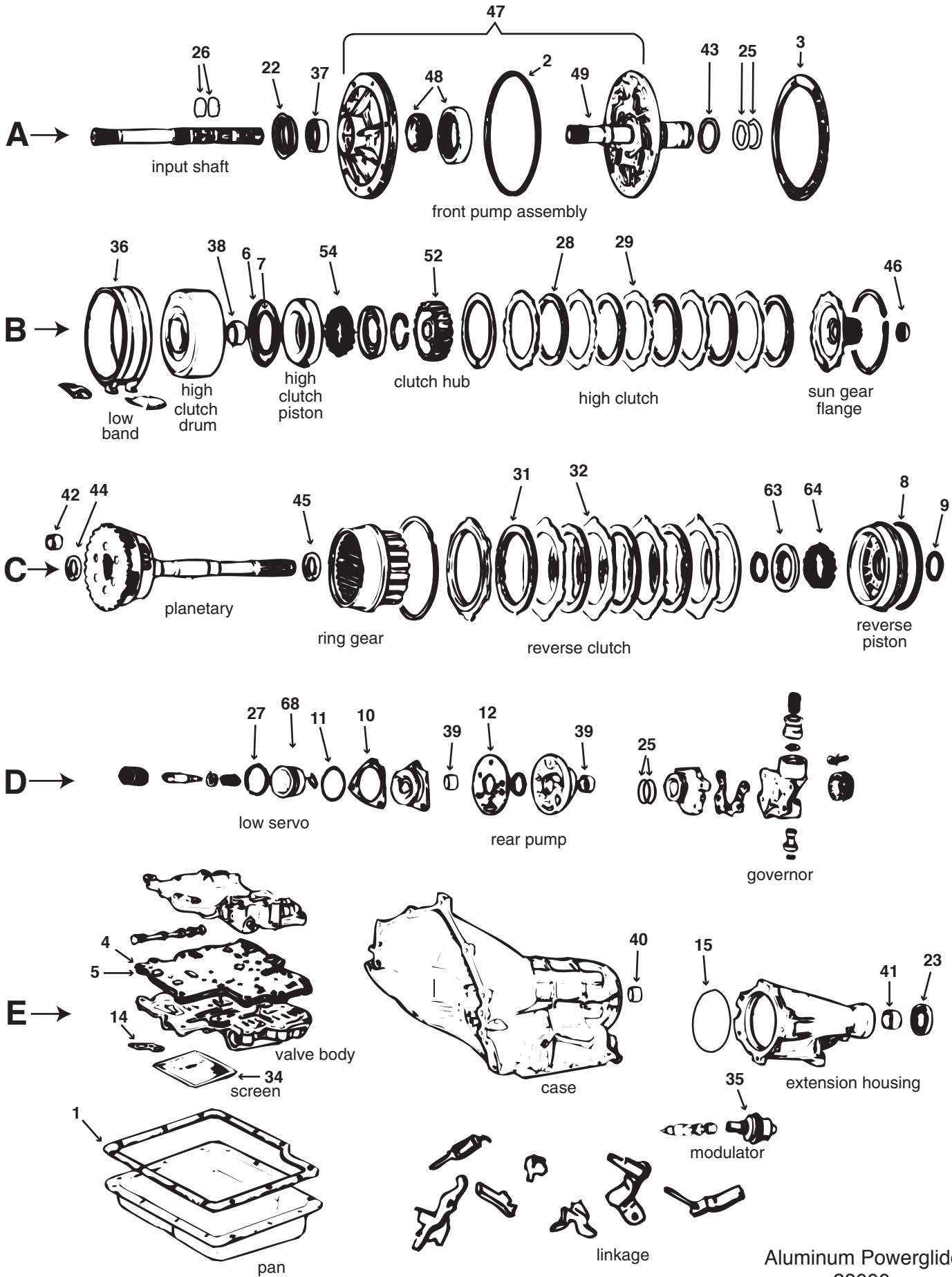
TH200-4R

ILL	DESCRIPTION	QTY	YEAR	REFERENCE #	PART #
<b>WASHERS/BEARINGS/RACES/SHIMS (CONTINUED)</b>					
D83	TW (plastic) .088" (red #5)	1	81-90	8639295	32400D
D83	TW (plastic) .093" (purple #6)	1	81-90	8639296	32400E
D83	TW (plastic) .098" (brown #7)	1	81-90	8639297	32400F
D83	TW (plastic) .103" (orange #8)	1	81-90	8639298	32400G
D83	TW (plastic) .108" (yellow #9)	1	81-90	8639299	32400H
D83	TW (plastic) .113" (lt blue #10)	1	81-90	8639300	32400J
D83	TW (plastic) .118" (lt tan #11)	1	81-90	8639301	32400K
D83	TW (plastic) .123" (tan #12)	1	81-90	8639302	32400L
D83	TW (plastic) .128" (rose #13)	1	81-90	8639303	32400M
D83	TW (plastic) .133" (lt green #14)	1	81-90	8639304	32400N
D83	TW (plastic) .138" (smoke #15)	1	81-90	8639305	32400P
D84	TW (metal) .117" (orange #1)	1	81-90	8628161	32212
D84	TW (metal) .124" (white #2)	1	81-90	8628162	32212A
D84	TW (metal) .131" (yellow #3)	1	81-90	8628163	32212B
D84	TW (metal) .138" (yellow #4)	1	81-90	8628164	32212C
D84	TW (metal) .145" (red #5)	1	81-90	8628165	32212D
D84	TW (metal) .152" (brown #6)	1	81-90	8628166	32212E
D84	TW (metal) .159" (green #7)	1	81-90	8628167	32212F
D84	TW (metal) .166" (black #8)	1	81-90	8628168	32212G
D84	TW (metal) .173" (pink #9)	1	81-90	8628169	32212H
D84	TW (metal) .100" (gold #10)	1	81-90	8630911	32212J
B85	Bearing, thrust	1	81-90	8634035	32425B
B86	Bearing, thrust	1	81-90	8634035	32425B
E87	Bearing, thrust	1	81-90	8628202	32404
E88	Bearing, thrust	1	81-90	8633875	32405
F89	Bearing, thrust	1	81-90	8628962	32409A
<b>SNAP RINGS</b>					
E121	Snap ring	1	81-90	8623105	32733-R
<b>PUMP PARTS AND PUMPS</b>					
K10	NoYoYo® pump ring kit	1	81-90	700-PK™	K32804
K10	NoYoYo® pump ring kit	1	81-90	700-PKH™	K32804H
K10	Pump ring kit	1	81-90	K77877	S32804
K38	Kit, pump springs	1	81-90	AE	32879
K43	Kit, vane and ring (7 vane)	1	81-86	8634904	K32801
K43	Kit, vane and ring	1	81-90	8631280	K32801A
K43	Kit, rotor/slide	1	81-90	AE	K32800A
A90	Pump assembly	1	81-90	AE	32200C-R
A91	Guide, rotor (7 vane type)	1	81-86	8654733	32422
A91	Guide, rotor (10 vane type)	1	87-90	12337830	32422A
A92	Valve, pressure regulator	1	81-90	8637546	61964
A94	Shaft, stator (heat treated)	1	81-90	65917S	32969M
A95	Slide, pump .709"-.710"	1	81-90	8634083	32803
A96	Vane, pump	7/10	81-90	8631280	32800
A96	Rotor, pump (10 vane)	1	81-90	8654389	32802A
F98	Ring, pump vane (solid)	2	81-90	8634086	32322
F98	Ring, pump vane (solid)	2	81-90	8634086SP	32322SP
<b>HARD PARTS</b>					
B99	Gear, sun	1	81-90	8634033	32833-R
B100	Planetary	1	81-90	8678912	32817-R
B102	Housing, overdrive clutch	1	81-90	8634107	32723M-R
B103	Piston	1	81-90	8634110	32724M-R
C104	Support, center	1	81-90	8634140	32748M-R
C105	Housing, direct clutch	1	81-90	8634916	32726M-R



ILL	DESCRIPTION	QTY	YEAR	REFERENCE #	PART #
<b>HARD PARTS (CONTINUED)</b>					
D106	Housing, forward clutch	1	81-90	8634926	32725M-R
E107	Housing, low/reverse	1	81-90	8628212	32727-R
E109	Race, inner	1	81-90	8628184	32430-R
G110	Governor, assembly	1	81-90	8634927	32827-R
D113	Gear, front internal	1	81-90	8639947	32748-R
E114	Planetary	1	81-90	8628174	32747-R
E115	Gear, sun	1	81-90	8628190	32728A-R
E116	Shell, drive	1	81-90	8648484	32729
E116	Shell, drive	1	81-90	8648484	32729-R
F117	Planetary	1	81-90	8657064	32730A-R
C118	Guide, for retainer w/springs	1	81-90	8630195	32751-R
E119	Gear, sun	1	81-90	8628206	32728B-R
F120	Gear, rear internal	1	81-90	8628196	32749-R
G128	Filler tube repair	1	81-90	M99100A	96-140A
D129	Retainer, w/springs	1	81-90	8628492	32751A-R
C130	Guide, for retainer w/springs	1	81-90	8630096	32751-R
B131	Retainer, spring	1	81-90	8634061	32961-R
C132	Retainer, w/springs	1	81-90	8634022	32751C-R
E133	Spring, waved	1	81-90	8628222	32551-R
B134	Spring, waved	1	81-90	8634116	32551A-R
B136	Cam (inner race)	1	81-90	8634038	32838-R
G145	Spring (purple)	1	81-90	8634163	61706
G145	Spring (red)	1	81-90	8634703	61706C
G146	Spring	1	81-85	8634391	32891
G161	Piston, (w/seal)(lg pin)	1	81-90	8635909	K61985
G155	Valve body spacer plate	1	81-87	8639139	8639139
G155	Valve body spacer plate	1	81-90	8657010	8657010
G156	Cable, detent	1	77-90	K65940U	63-399
n/i	Check valve w/ball	1	81-90	8633748	32764
n/i	Pin, servo extendo	1	81-90	65786E	32708E
n/i	Pin, throttle valve boost	1	81-90	M12712	51966
n/i	Super servo	1	81-90	K014	32986
<b>ELECTRICAL COMPONENTS</b>					
A160	Solenoid (PT, IG1)	1	82-90	8634967	5A-118
A160	Solenoid (PT,EG,W/4)	1	82-90	8634960	5A-119
A160	Solenoid (w/diode posi-lock connectors)	1	82-90	K-77929U	5A-144
A160	Solenoid (PT, 1G2, W/GR)	1	84-87	8634961	5A-120
A160	Solenoid (PT, EG, W/4, W/GR)	1	84-90	8639900	5A-122
A160	Solenoid	1	84-90	8639901	5A-121
G161	Connector, electrical (3 terminal square)	1	81-90	8634383	25A-103
G161	Connector, electrical (4 terminal square)	1	82-90	8635152	25A-104
n/i	Switch, pressure (1 terminal)	1	81-90	8634475	15A-112
n/i	Switch, pressure (2 terminals)	1	81-90	8634333	15A-111
n/i	Switch (w/tube)	1	81-90	8634463	15A-116
n/i	Switch (w/tube 2 prongs)	1	82-90	8634853	15A-117
n/i	Switch, pressure (non-grounding)	1	82-90	15A-133	15A-133
<b>SPRAGS</b>					
F108	Sprag, roller clutch	1	81-90	8628183	32502
B135	Roller clutch	1	81-90	8634049	32849
<b>SPEEDO GEARS</b>					
G125	Gear, speedo 13T (plastic)	1	81-90	8634934	02-256
G125	Gear, speedo 12T (plastic)	1	81-90	8634935	02-258
G125	Gear, speedo 14T (plastic)	1	81-90	8634965	02-260

# Aluminum Powerglide



Aluminum Powerglide  
28000

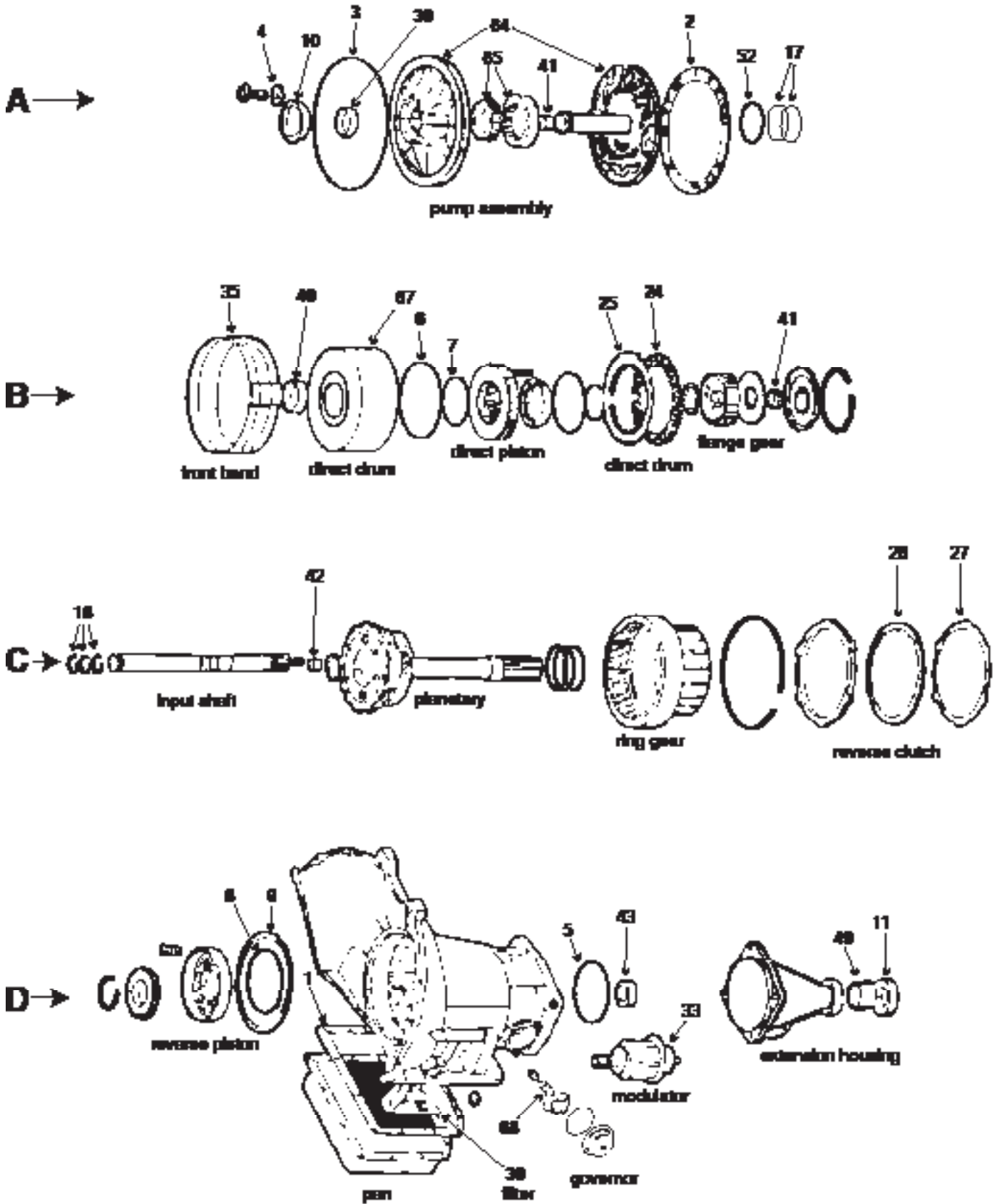
ILL	DESCRIPTION		QTY	YEAR	REFERENCE #	PART #
<b>REBUILDER KITS</b>						
K4	Master deluxe rebuild kit	Aluminum Powerglide	1	62-73	AE	K2800B-R
K4	Master deluxe rebuild kit	high performance	1	62-73	AE	H2800B-R
K5	Master kit w/steels	Aluminum Powerglide	1	62-73	AE	K2800B
K6	Master kit w/o steels	Aluminum Powerglide	1	62-73	AE	K2800B-LS
K7	O/H gasket set w/seals-rings	Aluminum Powerglide	1	62-73	AE	K28900
K7	O/H gasket set w/seals-rings	high performance	1	62-73	AE	K28900HP
K8	External seal kit	Aluminum Powerglide	1	62-73	AE	K28900-2
K11	Gasket and seal kit	Aluminum Powerglide	1	62-73	AE	K28900-1
<b>VALVE BODY KITS</b>						
K15	Valve body kit standard and competition	Shift Kit®	1	62-73	PG-2S	PG-2S
K15	Transpak™ (performance)	Aluminum Powerglide	1	62-73	70228	114-70228
<b>GASKETS AND RUBBER COMPONENTS</b>						
E1	Gasket, oil pan	neoprene/cork	1	62-73	3789148	3758LX
E1	Gasket, oil pan	Duraprene®	1	62-73	3789148	3758D
A2	Seal, lathe cut	front pump	1	62-73	3789013	3808L
A3	Gasket	front pump	1	62-73	3789022	3762L
E4	Gasket, valve body	upper	1	67-73	3840330	13252
E5	Gasket, valve body	lower	1	67-73	3840331	13252
B6	Lip seal	high clutch (outer)	1	62-73	3558874	3107L
B7	Lip seal	high clutch (inner)	1	62-73	3826034	3807L
C8	Seal, lathe cut	reverse clutch (outer)	1	62-73	3812831	3774L
C9	Seal, lathe cut	reverse clutch (inner)	1	62-73	3812830	3773L
D10	Gasket	servo cover	1	62-73	3789086	3763L
D11	O'ring	servo cover	1	62-73	3789087	3764L
D12	Gasket	governor support body	1	67-73	3987943	13306
D12	Gasket (high performance)	rear support body	1	62-73	3987943HP	13306HP
E14	Gasket	oil screen	1	62-73	3795990	3759L
E15	O'ring	extension housing	1	62-73	3789056	3760L
D27	O'ring	low servo piston	2	62-73	28821-OR	23799
n/i	Gasket	modulator	1	62-73	6257218	3543L
n/i	Gasket	throttle valve cover	1	62-73	n/a	3947L
n/i	O'ring	filler tube	1	62-73	6255641	3291L
n/i	O'ring	TV lever shaft	1	62-73	8526398	13268B
n/i	Washer, coated	front pump bolt	7	62-73	3884683	13268A
n/i	O'ring	speedo housing	1	62-73	3708146	3410L
<b>METAL CLAD SEALS</b>						
A22	Seal, metal clad	front pump	1	62-73	8670283	38151A
E23	Seal, metal clad 2 3/8" od (w/o boot)	extension housing	1	62-73	1386231	8850B
n/i	Seal, metal clad	manual lever shaft	1	62-73	3789137	3768L
<b>SEALING RINGS</b>						
K10	Kit, sealing ring	Aluminum Powerglide	1	62-73	AE	K28902
K10	Kit, sealing ring	high performance	1	62-73	AE	K28902HP
AD25	Ring, sealing	dir drum to stator support/governor hub	4	62-73	3689808	8200
A26	Ring, sealing	input shaft	2	62-73	3817715	5301A
D27	Ring, sealing	low servo	1	62-73	3789084	18608A
<b>CLUTCH PLATES</b>						
B28	Friction .098" 5.062" od 43T	high clutch	2/4	62-73	3779904	18305B
B28	Friction. 060" 5.062" od 43T	high clutch (high performance)	5	62-73	3779904HP	18305H
B28	Friction .060" 5.062" od 43T	high clutch	6/8	62-73	3779904US	18305X
B29	Steel .070" 3.874" id 12T	high clutch	3/5	62-73	3783287	18306B
B29	Steel .070" 3.874" id 12T (Kolene®)	high clutch	ar	62-73	3783287	18306K
B29	Steel .060" 3.874" id 12T	high clutch	ar	62-73	3783287	28306
C31	Friction .097" 6.463" od 25T	reverse clutch	3/6	62-73	3832386	18506

# Aluminum Powerglide

Aluminum Powerglide

ILL	DESCRIPTION		QTY	YEAR	REFERENCE #	PART #
<b>CLUTCH PLATES (CONTINUED)</b>						
C31	Friction .097" 6.463" od 25T	reverse clutch (brown/high performance)	3/6	62-73	3832386	18506H
C31	Friction .097" 6.463" od 25T	reverse clutch (ridge core)	3/6	62-73	R577145	18506R
C32	Steel .070" 5.727" id 6T	reverse clutch	2/6	62-73	6256553	18507A
C32	Steel .070" 5.727" id 6T (Kolene®)	reverse clutch	ar	62-73	6256553	18507K
<b>FILTERS</b>						
K9	Kit, filter	Duraprene®	1	62-73	AE	DK28739A
K9	Kit, filter	neoprene/cork	1	62-73	AE	FK28739A
E34	Filter, screen	Aluminum Powerglide	1	62-73	6263005	28739A
<b>MODULATORS</b>						
E35	Modulator, fully adjustable	Aluminum Powerglide	1	63-73	5638205	28738X
<b>BANDS</b>						
B36	Band (double wrap)	low brake	1	62-73	3883918	8314A-RL
B36	Band (double wrap)(high performance)	low brake	1	62-73	3883918	8314A
<b>BUSHINGS</b>						
K13	Kit, bushing	aluminum powerglide	1	62-73	AE	K28901
A37	Bushing (babbitt)	front pump body	1	62-73	8623940	8005
B38	Bushing (babbitt)	direct clutch	1	62-73	3840760	61005
B38	Bushing, direct clutch drum	for alignment of refinished pump diameter	1	62-73	3840760	28005X
D39	Bushing	rear pump body/governor support	1/2	62-73	3789877	28001
E40	Bushing	case	1	62-73	3789009	28002
E41	Bushing (bronze w/dimples)	extension housing (w/27 spline output)	1	62-73	6260048	8008
E41	Bushing (babbitt) 1.626" od	extension housing	1	62-73	6260048	8008A
E41	Bushing (Duralife ®)	extension housing	1	62-73	24241501	8008B
C42	Bushing	output shaft pilot	1	62-73	3789034	8004
B46	Bushing, bronze (not in kit)	sun gear (19T spline/restores alignment)	1	62-73	8436	28006
n/i	Bushing (not in kit)	stator (use with turbo shafts)	1	62-73	35007	34002
<b>WASHERS/BEARINGS/RACES/SHIMS</b>						
A43	Thrust washer	tri-metal direct drum	1	62-73	28406C	28406C
C44	Bearing, thrust	new manufacture (sun gear to carrier)	1	62-73	28321	28400
C45	Bearing, thrust	carrier to case	1	62-73	28438	28402
n/i	Thrust washer (bronze self lubricating)	rear sun gear (replaces OEM)	1	62-73	38208	28409
n/i	Bearing, needle	pinion (1.76 ratio planetary)	1	62-73	28413	K28340
n/i	Bearing, needle	pinion (1.82 ratio planetary)	1	62-73	8413	K28341
n/i	Thrust washer	front pinion (1.76 ratio planetary)	1	62-73	8415	28410
n/i	Thrust washer	rear pinion (1.76 ratio planetary)	1	62-73	8415B	28411
n/i	Thrust washer	front pinion (1.82 ratio planetary)	1	62-73	8415A	28412
<b>PUMP PARTS AND PUMPS</b>						
A47	Pump assembly, front	water cooled	1	62-73	AE	28200-R
A48	Gear set, front pump	Aluminum Powerglide	1	62-73	AE	K28201
<b>HARD PARTS</b>						
A49	Stator support shaft	bored to accept input shaft bushing	1	62-73	28154S	28969
B52	Hub (lightweight forged steel)	direct clutch	1	62-73	28304	28500
B54	Spring, return (assures reliability)	direct clutch (with OEM specifications)	1	62-73	28320	28302
C63	Retainer, spring (high performance loads)	reverse clutch	1	62-73	28709	28503
C64	Spring, return (high load rate)	reverse clutch (for instant brake release)	1	62-73	28320A	28303
D68	Servo piston kit, w/gasket and O'rings	dual rings to prevent leakage	1	62-73	28821-01K	K28528
n/i	Pinion pin kit	1.76 ratio (no machining required)	1	62-73	28435K	K28330
n/i	Screw, band adjustment, hardened, tempered	fixes case breakage/w/high servo force	1	62-73	28612K	28510
n/i	Spacer kit, pinion needle	1.76 ratio	1	62-73	K28414	K28345
n/i	Case, saver	repairs case lugs	1	62-73	19300UPG	K28790
<b>ELECTRICAL COMPONENTS</b>						
n/i	Switch, control spark smog	1 prong (exc Chevrolet)	1	70-71	6462514	15A-101
n/i	Switch, control spark smog	3 prongs	1	70-71	3996287	15A-103





TH300/Super Turbine  
38000



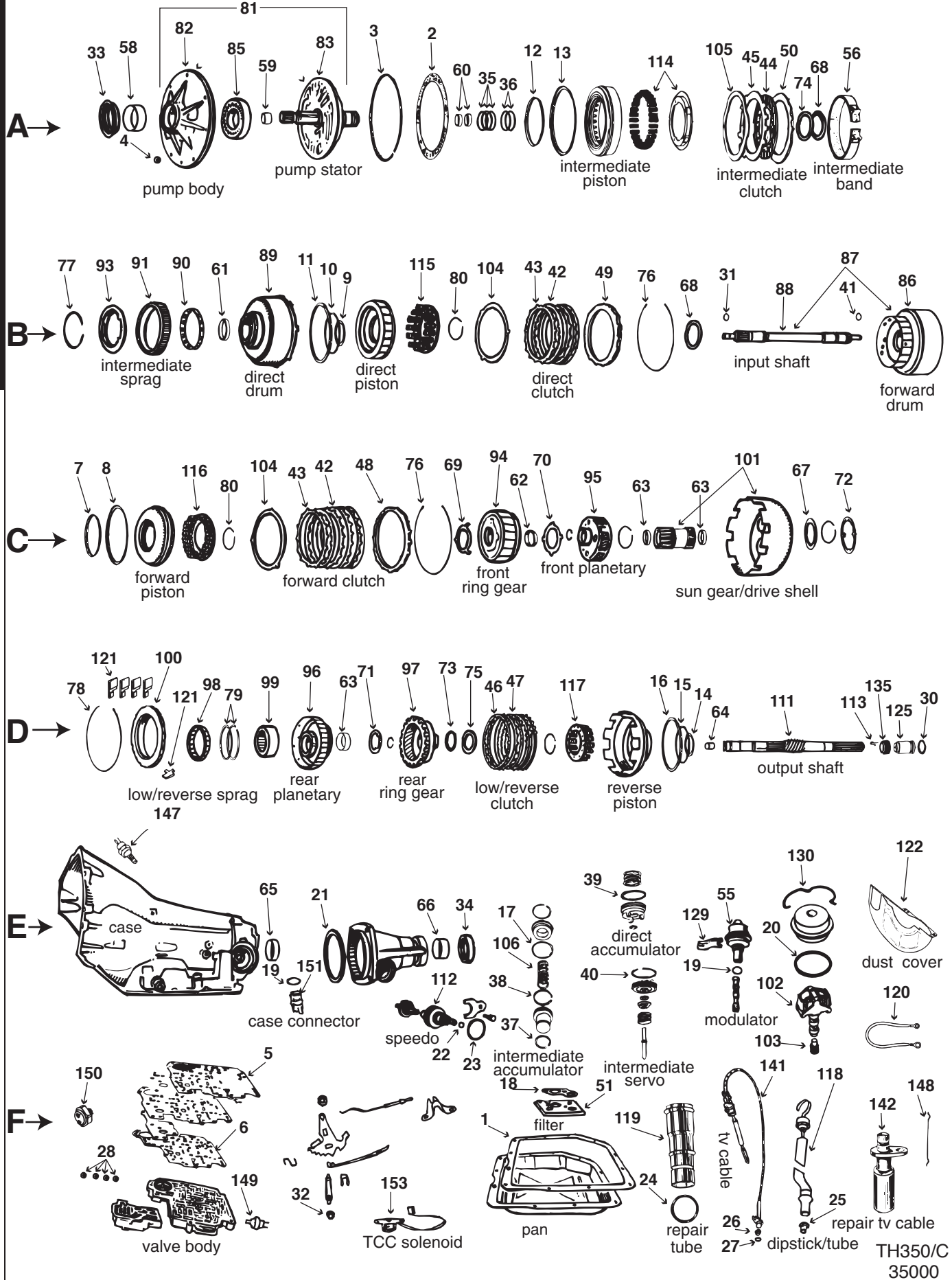
ILL	DESCRIPTION	QTY	YEAR	REFERENCE #	PART #
<b>REBUILDER KITS</b>					
K4	Master deluxe rebuild kit	1	64-69	AE	K3800A-R
K5	Master kit w/steels	1	64-69	AE	K3800A
K6	Master kit w/o steels	1	64-69	AE	K3800A-LS
K7	O/H gasket set w/seals-rings	1	64-69	AE	K38900
K11	Gasket and seal kit	1	64-69	AE	K38900-1
<b>GASKETS AND RUBBER COMPONENTS</b>					
D1	Gasket, oil pan	1	64-69	1376720	3897LX
D1	Gasket, oil pan	1	64-69	1374598	3897D
A2	Gasket	1	64-69	1374598	3878L
A3	Seal, lathe cut	1	64-69	6261413	3877L
A4	Washer, coated	8	64-69	3884683	13268A
D5	Seal, lathe cut	1	64-69	1358899	3896L
B6	Lip seal	1	64-69	1362832	3107L
B7	Lip seal	1	64-69	3826034	3889L
D8	Seal, lathe cut	1	64-69	3799008	3773L
D9	Seal, lathe cut	1	64-69	3812831	3774L
n/i	Gasket (neoprene/cork)	1	64-69	1359113	3898L
n/i	Lip seal w/spring	1	64-69	2538588	3991L
n/i	Lip seal w/o spring	1	64-69	1494356	3991LS
n/i	O'ring	1/2	64-69	8619568	3410L
n/i	O'ring	1	64-69	1363951	3547L
n/i	O'ring	1	64-69	6264902	3291L
n/i	O'ring	1	64-69	1359319	3126L
n/i	Gasket, valve body	1	64-69	1378520	3905L
n/i	Seal, lathe cut	1	64-69	1191493	3475L
<b>METAL CLAD SEALS</b>					
A10	Seal, metal clad	1	64-69	8670283	38151A
C11	Seal, metal clad 2 3/8" od (w/o boot)	1	64-69	3871649	8850B
n/i	Seal, metal clad	1	64-69	8623056	38511
<b>SEALING RINGS</b>					
K10	Kit, sealing ring	1	64-69	AE	K38903
A17	Ring, sealing	2	64-69	3689808	8200
C18	Ring, sealing	3	64-69	1942041	22626
n/i	Ring, sealing	1	64-69	1372058	38170
<b>CLUTCH PLATES</b>					
A24	Friction .098" 5.062" od 43T	4/6	64-69	3779904	18305B
A24	Friction. 060" 5.062" od 43T	4/6	64-69	3779904HP	18305H
A25	Steel .070" 3.874" id 12T	5/7	64-69	3783287	18306B
A25	Steel .070" 3.874" id 12T (Kolene®)	5/7	64-69	3783287K	18306K
A25	Steel .060" 3.874" id 12T	ar	64-69	3783287US	28306
C26	Friction .097" 6.463" od 25T	4/6	64-69	1375558	18506
C26	Friction .097" 6.463" od 25T	4/6	64-69	8641512HP	18506H
C27	Steel .070" 5.727" id 6T	6	64-69	1379373	18507A
C27	Steel .070" 5.727" id 6T (Kolene®)	6	64-69	1379373	18507K
<b>FILTERS</b>					
K9	Kit, filter	1	64-69	6438817	DK38661
K9	Kit, filter	1	64-69	6438817	FK38661
D30	Filter	1	64-69	1374649	38661
<b>MODULATORS</b>					
D33	Modulator, single red stripe	1	64-69	3035519	38820S
<b>BANDS</b>					
B35	Band (double wrap)	1	64-69	3883918	8314A-RL
B35	Band (double wrap)(high performance)	1	64-69	3883918	8314A

**TH300•300•ST300**

TH300•ST300

ILL	DESCRIPTION		QTY	YEAR	REFERENCE #	PART #
<b>BUSHINGS</b>						
K13	Kit, bushing	ST300	1	64-69	AE	K38901
A39	Bushing (babbit)	front pump body	1	64-69	8623940	8005
B40	Bushing (babbit)	direct drum	1	64-69	2840760	32005
A41	Bushing	stator w/o lock-up	1	64-69	1381366	35007
C41	Bushing	low sun gear	1	64-69	1381366	35007
C42	Bushing	output shaft pilot	1	64-69	3789034	8004
C43	Bushing	case	1	64-69	1367730	38003A
D44	Bushing (bronze w/dimples)	extension housing (w/27 spline output)	1	64-69	6260048	8008
D44	Bushing (babbit) 1.626" od	extension housing	1	64-69	6260048	8008A
D44	Bushing (Duralife ®)	extension housing	1	64-69	24241501	8008B
n/i	Bushing (not in kit)	gov bore repair (need tool T-107)	1	64-69	30104A	30104A
<b>WASHERS/BEARINGS/RACES/SHIMS</b>						
A52	Thrust washer .079"	pump to direct clutch drum	sel	64-69	1356905	38166A
A52	Thrust washer .097"	pump to direct clutch drum	sel	64-69	1365906	38166B
<b>PUMP PARTS AND PUMPS</b>						
A64	Pump, front assembly w/VP	no solenoid	1	64-69	AE	38200-R
A64	Pump, front assembly w/VP	w/solenoid	1	64-69	AE	38200A-R
A64	Pump, front assembly	w/o VP and w/o downshift valve	1	64-67	AE	38200B-R
A64	Pump, front assembly	w/o VP and w/downshift valve	1	64-69	AE	38200C-R
A65	Gear set, front pump	ST300	1	64-69	AE	K38201
<b>HARD PARTS</b>						
D68	Governor, assembly	ST300	1	64-69	6261706	35410-R
D68	Governor, assembly	ST300	1	64-69	6261706	35410
n/i	Kit, governor gear	for governor repair	1	64-69	6261660	K35411
<b>ELECTRICAL COMPONENTS</b>						
n/i	Connector, case (2 prongs)	large w/VP	1	64-67	1993391	5A-101A
n/i	Connector, case (1 prong)	large	1	64-69	8629503	5A-101B
<b>NOTES</b>						





ILL	DESCRIPTION	QTY	YEAR	REFERENCE #	PART #
<b>TECHNICAL MANUALS</b>					
K53	Tech manual TH350 dis/assembly	1	69-86	83-350TM	010-306
<b>REBUILDER KITS</b>					
K4	Master deluxe rebuild kit	1	69-79	AE	K3500B-R
K4	Master deluxe rebuild kit	1	69-86	AE	K3500F-R
K4	Master deluxe rebuild kit	1	80-84	AE	K3500G-R
K4	Master deluxe rebuild kit	1	69-79	AE	H3500B-R
K4	Master deluxe rebuild kit	1	69-79	AE	K3500W-R
K5	Master kit w/steels	1	69-79	AE	K3500B
K5	Master kit w/steels	1	69-79	AE	K3500C
K5	Master kit w/steels	1	69-86	AE	K3500F
K5	Master kit w/steels	1	69-86	AE	K3500S
K5	Master kit w/steels	1	80-84	AE	K3500G
K5	Master kit w/steels	1	69-79	AE	K3500W
K6	Master kit w/o steels	1	69-79	AE	K3500B-LS
K6	Master kit w/o steels	1	69-79	AE	K3500C-LS
K6	Master kit w/o steels	1	69-86	AE	K3500F-LS
K6	Master kit w/o steels	1	69-86	AE	K3500S-LS
K6	Master kit w/o steels	1	80-84	AE	K3500G-LS
K6	Master kit w/o steels	1	69-79	AE	K3500W-LS
K7	O/H gasket set w/seals-rings	1	69-79	AE	K35900B
K7	O/H gasket set w/seals-rings	1	69-79	AE	K35900C
K7	O/H gasket set w/seals-rings	1	69-86	AE	K35900F
K7	O/H gasket set w/seals-rings	1	69-86	AE	K35900S
K8	External seal kit	1	69-86	AE	K35900-2
K11	Gasket and seal kit	1	69-79	AE	K35900B-1
K11	Gasket and seal kit	1	80-86	AE	K35900D-1
K11	Gasket and seal kit (combo)	1	69-86	AE	K35900F-1
<b>VALVE BODY KITS</b>					
K15	Shift Kit® corrects soft 3rd, late shifts	1	69-86	SK® 350	K35908
K15	Reprogramming Kit™ Tow or Go®	1	69-79	350-1 and 2	350-2
K15	Reprogramming Kit™ stick shift	1	69-79	350-3	350-3
K15	Reprogramming Kit™ Tow or Go®	1	80-86	350C-1 and 2	350C-2
K15	Shift Correction Package	1	69-86	K350	S35908
K15	Shift Correction Package	1	69-86	K350-HP	K350-HP
K15	Shift point package	1	69-86	K018	34964
K15	Shift Improver Kit	1	69-79	30262	114-30262
K15	Transpak™	1	69-79	30228	114-30228
K15	Transpak™	1	80-86	30235	114-30235
K15	Manual pak	1	69-79	30219	114-30219
<b>GASKETS AND RUBBER COMPONENTS</b>					
F1	Gasket, oil pan	1	69-86	6261649	13500X
F1	Gasket, oil pan	1	69-86	6261649	13500D
A2	Gasket	1	69-86	8640671	13531A
A3	Seal, lathe cut	1	69-86	6261413	3877L
A4	Washer, coated	8	69-86	3884683	13268A
F5	Gasket, valve body	1	69-79	330189	13525
F5	Gasket, valve body	1	80-86	8641470	13525B
F6	Gasket, valve body	1	69-79	8640092	13525A
F6	Gasket, valve body	1	80-86	8641953	13525C
C7	Lip seal	1	69-86	6261053	13562
C8	Lip seal	1	69-86	8623101	3643L
B9	Lip seal	1	69-86	6261053	13562
B10	Lip seal	1	69-86	6261054	3979L

# TH350•350•TH350C•TH250•250•TH250C

TH350•C•TH250•C

ILL	DESCRIPTION	QTY	YEAR	REFERENCE #	PART #
<b>GASKETS AND RUBBER COMPONENTS (CONTINUED)</b>					
B11	Lip seal direct clutch (center)	1	69-86	6261055	13561
A12	Lip seal intermediate clutch (inner except 250C)	1	69-86	6261079	13551
A13	Lip seal intermediate clutch (outer except 250C)	1	69-86	6261080	13550
D14	Seal, lathe cut low/reverse clutch (inner)	1	69-86	3812830	3773L
D15	Seal, lathe cut low/reverse clutch (center)	1	69-86	3812831	3774L
D16	Seal, lathe cut low/reverse clutch (outer)	1	69-86	8637772	13536
E17	O'ring aluminum accumulator cover (large)	1	69-86	338926	13520
E17	O'ring steel accumulator cover (small)	1	69-86	1242559	13520A
F18	Gasket filter	1	69-86	6261235	13501
E19	O'ring modulator/connector/speedo housing	1/3	69-86	6264903	3410L
E20	Seal, lathe cut governor cover	1	69-86	1241734	13515
E21	Seal, lathe cut extension housing to case	1	69-86	1358899	3896L
E22	Lip seal w/o spring speedo driven gear	1	69-86	1240382	3991LS
E22	Lip seal w/spring speedo driven gear	1	69-86	1240382HD	3991L
E23	O'ring (2 1/8" dia) speedo gear housing (large)	1	69-86	25501478	13582
F24	O'ring filler tube to case	1	69-86	6264902	3291L
F25	Multi lip seal (boot) filler tube to case	1	79-86	1259475	13925
F26	Multi lip seal detent cable	1	79-86	1262475	13580A
F27	O'ring detent cable	1	69-78	6264901	13580
F28	Ball, check (1/4" steel) 1/4" steel	4	69-86	6261179	13924S
D30	O'ring output shaft yoke to sleeve	1	79-86	3764601	13538
B31	O'ring input shaft	1	80-86	8630049	13917
n/i	Hose, vacuum (90°) modulator	1	69-86	C1AZ-7B087-E	13566
n/i	Yoke, seal fixes leaky drive shaft yoke	1	69-86	35746YS	96-107
<b>METAL CLAD SEALS</b>					
F32	Seal, metal clad manual lever shaft	1	69-86	8623056	38511
A33	Seal, metal clad front	1	69-86	8641904	38151A
E34	Seal, metal clad 2 3/8" od (w/o boot) extension housing	1	69-86	1243402	8850B
n/i	Seal, metal clad fits inner metal housing	1	69-86	2558260	38511X
<b>SEALING RINGS</b>					
K10	Kit, sealing ring TH350 (10 metal rings)	1	69-73	AE	K35903
K10	Kit, sealing ring TH350/C (10 metal rings)	1	74-86	AE	K35903B
K10	Kit, sealing ring (short) TH350/C (5 metal rings)(stator)	1	69-86	AE	K35903C
K10	Kit, sealing ring TH350/C (10 rings 9 teflon/1 metal)	1	74-86	AE	K35903T
A35	Ring, sealing (metal) stator support to direct drum	3	69-86	6261746	35300
A35	Ring, sealing (teflon) stator support to direct drum	3	69-86	6261746	35300T
A36	Ring, sealing (metal) stator support to forward drum	2	69-86	6261570	35301
A36	Ring, sealing (teflon) stator support to forward drum	2	69-86	6261570	35301T
E37	Ring, sealing (metal) intermediate clutch accumulator (inner)	1	69-86	6261138	35302
E37	Ring, sealing (teflon) intermediate clutch accumulator (inner)	1	69-86	6260257	35302T
E38	Ring, sealing (metal) intermediate clutch accumulator (outer)	1	69-73	6261139	35303
E38	Ring, sealing (metal) intermediate clutch accum (thin outer)	1	74-86	6260258	35303S
E38	Ring, sealing (teflon) intermediate clutch accumulator (outer)	1	74-86	6260258	35303T
E39	Ring, sealing (metal) direct clutch accumulator	1	74-86	6260320	35305S
E39	Ring, sealing (teflon) direct clutch accumulator	1	74-86	6260320	35305T
E39	Ring, sealing (metal) direct clutch accumulator	1	69-73	6261151	35305
E40	Ring, sealing (metal) intermediate servo piston	1	69-73	6261151	35305
E40	Ring, sealing (teflon) intermediate servo piston	1	74-86	6260320	35305T
E40	Ring, sealing (metal) intermediate servo piston	1	74-86	6260320	35305S
E40	Ring, sealing TH250 (intermediate servo piston)	1	73-75	330164	35306
E40	Ring, sealing TH250C (intermediate servo piston)	1	80-84	8640742	35309
E40	Ring, sealing (metal) TH250C (intermediate servo piston)	1	80-84	6261150	35305
n/i	Ring, sealing (teflon) TH250 (input shaft to output shaft)	1	76-79	8640186	35307T



ILL	DESCRIPTION	QTY	YEAR	REFERENCE #	PART #
<b>CLUTCH PLATES</b>					
BC42	Friction .097" 5.921" od 20T (green)	9	69-86	6261278	35103
BC42	Friction .097" 5.921" od 20T (tan)	9	69-86	6261278	35103A
BC42	Friction (blue/high performance)	9	69-86	6261278HP	35103H
BC42	Friction .087" 5.911" od 20T	10	80-84	8640735	35107
BC43	Steel .068" 4.865" id 12T	9	69-86	6261071	35100
BC43	Steel .068" 4.865" id 12T (Kolene®)	9	69-86	6261071	35100K
BC43	Steel .090" 4.865" id 12T (oversize)	ar	69-86	6261071OS	35100X
A44	Friction .098" 7.445" od 60T (green)	3	69-86	6261277	35102
A44	Friction .098" 7.445" od 60T (tan)	3	69-86	8647522	35102A
A44	Friction (blue/high performance)	3	69-86	6261277HP	35102H
A45	Steel .068" 6.178" id 7T	3	69-86	8640672	35104
A45	Steel .068" 6.178" id 7T (Kolene®)	3	69-86	8640672	35104K
A45	Steel .090" 6.178" id 7T (oversize)	ar	69-86	8640672OS	35104X
D46	Friction .097" 6.463" od 25T	5	69-86	3832386	18506
D46	Friction .097" 6.463" od 25T	5	69-86	3832386HP	18506H
D46	Friction .097" 6.463" od 25T	5	69-86	R577145	18506R
D46	Friction .087" 6.463" od 25T	5	80-84	8654598	35109
D47	Steel .068" 5.725" id 17T	5	69-86	6261120	35101
D47	Steel .068" 5.725" id 17T (Kolene®)	5	69-86	6261120	35101K
D47	Steel .078" 5.725" id 17T (oversize)	ar	69-86	6261120OS	35101X
<b>PRESSURE PLATES</b>					
C48	Pressure plate .245"- .255"	sel	69-86	6261072	35715-R
C48	Pressure plate .275"- .285"	sel	69-86	6261349	35714-R
B49	Pressure plate .310"	1	69-86	6261350	35716-R
A50	Pressure plate .300"	1	69-86	8640673	35717-R
<b>FILTERS</b>					
K9	Kit, filter (brass screen)	1	69-86	AE	DK35710
K9	Kit, filter (dacron)	1	69-86	AE	DK35710D
K9	Kit, filter (nylon screen)	1	69-86	AE	DK35710B
K9	Kit, filter (brass screen)	1	69-86	AE	FK35710
K9	Kit, filter (dacron)	1	69-86	AE	FK35710D
K9	Kit, filter (nylon screen)	1	69-86	AE	FK35710B
F51	Filter, brass screen	1	69-86	6438816	35710
F51	Filter, dacron	1	69-86	8641443	35710D
F51	Filter, nylon screen	1	69-86	8640848	35710B
n/i	Screen, filter	1	69-86	8640074	35711
n/i	Screen, filter (plastic)	1	69-86	6273269	35712
<b>MODULATORS</b>					
E55	Modulator, dual red stripe	1	69-86	8683187	38820E
E55	Modulator, single red stripe	1	69-86	various	38820S
E55	Modulator, black/red stripe	1	73-86	3035518	35820F
<b>BANDS</b>					
A56	Band, single wrap	1	69-86	6261132	35700
A56	Band, over wrap	1	73-84	8641196	35700A-RL
A56	Band	ar	69-86	6261132HD	35700HD
<b>BUSHINGS</b>					
K13	Kit, bushing	1	69-79	AE	K35901
K13	Kit, bushing	1	80-86	AE	K35901A
A58	Bushing (babbitt)	1	69-86	8623940	8005
A59	Bushing	1	69-79	1381366	35007
A59	Bushing (bronze)	1	80-86	8641073	35007A
A60	Bushing	2	69-86	6261022	35003
B61	Bushing (babbitt w/oil groove wide)	1	69-86	B5AZ-7B260-A	6015

# TH350•350•TH350C•TH250•250•TH250C

TH350•C•TH250•C

ILL	DESCRIPTION	QTY	YEAR	REFERENCE #	PART #
<b>BUSHINGS (CONTINUED)</b>					
B61	Bushing (babbitt wide) direct clutch drum	1	69-86	8640099W	35000B
B61	Bushing (babbitt narrow) direct clutch drum	1	69-86	6261026	35000A
B61	Bushing (bronze narrow) direct clutch drum	1	69-86	8640099	35000
C62	Bushing input ring gear hub	1	69-86	8641117	35006
CD63	Bushing sun gear (front-rear) and rear planetary	3	69-86	6261033	35009
D64	Bushing (teflon) output shaft pilot	1	69-86	8641058	8004T
D64	Bushing output shaft pilot	1	69-86	3789034	8004
E65	Bushing (babbitt) case	1	69-86	8641118	35012
E66	Bushing (bronze w/dimples) extension housing (w/27 spline output)	1	69-86	3717682	8008
E66	Bushing (babbitt) 1.626" od extension housing	1	69-86	6260048	8008A
E66	Bushing (Duralife ®) extension housing	1	69-86	24241501	8008B
n/i	Bushing (not in kit) needs tool T-107	1	69-86	30104A	30104A
n/i	Sleeve, input shaft rear (not in kit) requires machining	1	69-86	MGB-350S	96-118
<b>WASHERS/BEARINGS/RACES/SHIMS</b>					
K12	Kit, thrust bearing TH350/C/TH250/C	1	69-86	AE	K35906
K14	Kit, thrust washer TH350/250 (metal)	1	69-79	AE	K35907
K14	Kit, thrust washer TH350/C/TH250/C (plastic)	1	80-86	AE	K35907A
K14	Kit, shim (4 selective shims) output gear	1	69-86	AE	K35702
K14	Kit, shim (6 selective shims) stator support	1	69-86	AE	K35701
C67	Thrust washer .031" (internal teeth) sun gear/shell	1	69-86	6261034	35401A
A68	Thrust washer .066" (# 1) stator support	1	69-86	6261015	35400B
A68	Thrust washer .083" (# 2) stator support	1	69-86	6261013	35400
A68	Thrust washer .100" (# 3) stator support	1	69-86	6261014	35400A
A68	Bearing, thrust stator support	1	76-86	9436851	35400C
B68	Bearing, thrust direct drum to forward drum	1	69-86	9428864	35400C
C69	Thrust washer (metal) 3 tabs forward clutch drum to front ring gear	1	69-86	6261027	35405
C69	Thrust washer (plastic) 3 tabs forward clutch drum to front ring gear	1	69-86	8640060	35405A
C70	Thrust washer input (front) ring gear to front planetary	1	69-86	6260374	35403
C70	Bearing, thrust input (front) ring gear to front planetary	1	76-86	9436852	35403B
D71	Thrust washer output (rear) ring gear to rear planetary	1	69-86	6261124	35402
D71	Bearing, thrust output (rear) ring gear to rear planetary	1	75-86	1256852	35402B
C72	Thrust washer (metal) 4 tabs sun gear shell to low/reverse inner race	1	69-86	6261184	35406
C72	Thrust washer (plastic) 4 tabs sun gear shell to low/reverse inner race	1	69-86	8642331	35406A
D73	Bearing, thrust output (rear) ring gear support to case	1	69-86	9427759	35408
A74	Shim .010" stator support	sel	69-86	AE	35412
A74	Shim .015" stator support	sel	69-86	AE	35412A
A74	Shim .020" stator support	sel	69-86	AE	35412B
A74	Shim .025" stator support	sel	69-86	AE	35412C
A74	Shim .030" stator support	sel	69-86	AE	35412D
A74	Shim .035" stator support	sel	69-86	AE	35412E
D75	Shim .030" rear ring gear to bearing	sel	69-86	AE	35404A
D75	Shim .035" rear ring gear to bearing	sel	69-86	AE	35404B
D75	Shim .040" rear ring gear to bearing	sel	69-86	AE	35404C
D75	Shim .045" rear ring gear to bearing	sel	69-86	AE	35404D
D75	Shim .010" rear ring gear to bearing	sel	69-86	AE	35404E
D75	Shim .020" rear ring gear to bearing	sel	69-86	AE	35404F
<b>SNAP RINGS</b>					
BC76	Snap ring forward/direct clutch drum to press plate	2	69-86	6261048	35551-R
B77	Snap ring intermediate sprag retainer	1	69-86	6261038	35431-R
D78	Snap ring low/reverse clutch support to case	1	69-86	6261416	35552-R
D79	Snap ring low/rev overrun clutch to case (retaining)	2	69-86	6261051	35560-R
BC80	Snap ring forward/direct clutch spring retainer	2	69-86	6261037	35553-R
n/i	Snap ring rear ring gear to output shaft	1	69-86	6261049	35500-R

ILL	DESCRIPTION	QTY	YEAR	REFERENCE #	PART #
<b>SNAP RINGS (CONTINUED)</b>					
n/i	Snap ring front planetary to output shaft	1	69-86	6261039	35500A-R
<b>PUMP PARTS AND PUMPS</b>					
A81	Pump assembly, specify washer or bearing TH350	1	69-79	AE	35200-R
A81	Pump assembly TH250	1	73-75	AE	35200B-R
A81	Pump assembly TH250C	1	80-84	AE	35200A-R
A81	Pump assembly TH350C	1	80-86	AE	35200C-R
A82	Pump body and gears TH350/TH250	1	69-79	8641911	35200Z-R
A82	Pump body and gears TH350C/TH250C	1	80-86	8641590	35200D-R
A83	Pump stator TH350	1	69-79	464181	35200X-R
A83	Pump stator TH250C	1	80-84	1403381	35400E-R
A83	Pump stator TH350C	1	80-86	14022147	35400D-R
A85	Gear set, pump .721"	1	69-79	AE	K35201A
A85	Gear set, pump .723"	1	69-79	AE	K35201C
A85	Gear set, pump .725"	1	69-79	AE	K35201
A85	Gear set, pump .727"	1	69-79	AE	K35201B
A85	Gear set, pump .841"-.841"	1	80-86	8641422	K35201D
A85	Gear set, pump .843"-.843"	1	80-86	8641426	K35201F
A85	Gear set, pump .845"-.845"	1	80-86	8641429	K35201G
n/i	Shaft, stator (press out) TH350C (only)	1	80-86	M35711	35969
<b>HARD PARTS</b>					
B86	Drum, forward clutch (w/o shaft) TH350/C	1	69-86	360943	35725-R
B87	Drum, forward clutch (w/shaft) TH350	1	69-79	14033579	35733-R
B88	Shaft, input (bushing type) w/o lock-up	1	69-79	14033579	35731-R
B88	Shaft, input (teflon ring type) w/o lock-up	1	76-79	25505774	35731A-R
B88	Shaft, input TH350C/TH250C (w/lock-up)	1	80-86	14024301	35731B-R
B89	Drum, direct clutch (w/sprag cam) TH350/C	1	69-86	8640307	35726-R
B91	Race, interemdaite clutch TH350/C (case harden)	1	69-86	6261021HD	35429H
B91	Race, intermediate clutch (outer) TH350/C	1	69-86	6261021	35429-R
B93	Retainer, intermediate clutch (sprag) TH350/C	1	69-86	6261143	35751-R
C94	Ring gear, front TH350/C/TH250/C	1	69-86	6261401	35748-R
C95	Planetary, front (bearing type) TH350/C/TH250/C	1	69-86	1250023	35747A-R
C95	Planetary, front (washer type) TH350/C/TH250/C	1	69-86	AE	35747-R
D96	Planetary, rear TH350/C/TH250/C	1	69-86	6261645	35730-R
D97	Ring gear, rear (bearing type) TH350/C/TH250/C	1	69-86	1250022	35749A-R
D97	Ring gear, rear (washer type) TH350/C/TH250/C	1	69-86	1250022	35749-R
D99	Race, low/reverse sprag TH350/C/TH250/C	1	69-86	6261125	35530-R
D100	Support, low/rev clutch TH350/C/TH250/C (w/sprag and race)(narrow)	1	69-86	8647411	35727-R
C101	Sun gear/drive shell assembly TH350/C	1	69-86	1241726	35728A-R
E102	Governor, assembly TH350/C/TH250/C	1	69-86	8640234	35410-R
E102	Governor, assembly TH350/C/TH250/C	1	69-86	8640234	35410
E103	Kit, governor gear TH350/C/TH250/C (governor repair)	1	69-86	6261660	K35411
BC104	Spring, cushion TH350/C/TH250/C (forward/direct clutch)	2	69-86	8640176	35703-R
A105	Spring, cushion TH350/C (intermediate clutch)	1	69-86	1243139	35704-R
E106	Spring TH350/C (intermediate clutch acc)	1	69-86	6261140	35706-R
E106	Spring TH350/C (intermediate clutch acc)	1	69-86	6261140	35706
D111	Shaft, output (4WD 9-5/8" long) TH350/C	1	70-81	8641088	35738C-R
D111	Shaft, output (4WD 14-1/2" long) TH350C	1	81-84	8641440	35738D-R
E112	Housing, speedo TH350/C/TH250/C	1	69-86	25513247	04-188
E112	Housing, speedo 36-39T TH350/C (for 34-39T gears BOP)	1	73-86	1247266	04-190
D113	Clip, speedo (5/16" thin long) TH350/C/TH250/C	1	69-86	6261781	35226
D113	Clip, speedo drive gear TH350/C/TH250/C (short/med)	1	69-86	6261059	35226A
A114	Retainer, w/springs TH350/C (intermediate)	1	69-86	1243126	35510-R
B115	Retainer, w/springs TH350/C/TH250/C (direct)	1	69-86	1242723	35511-R

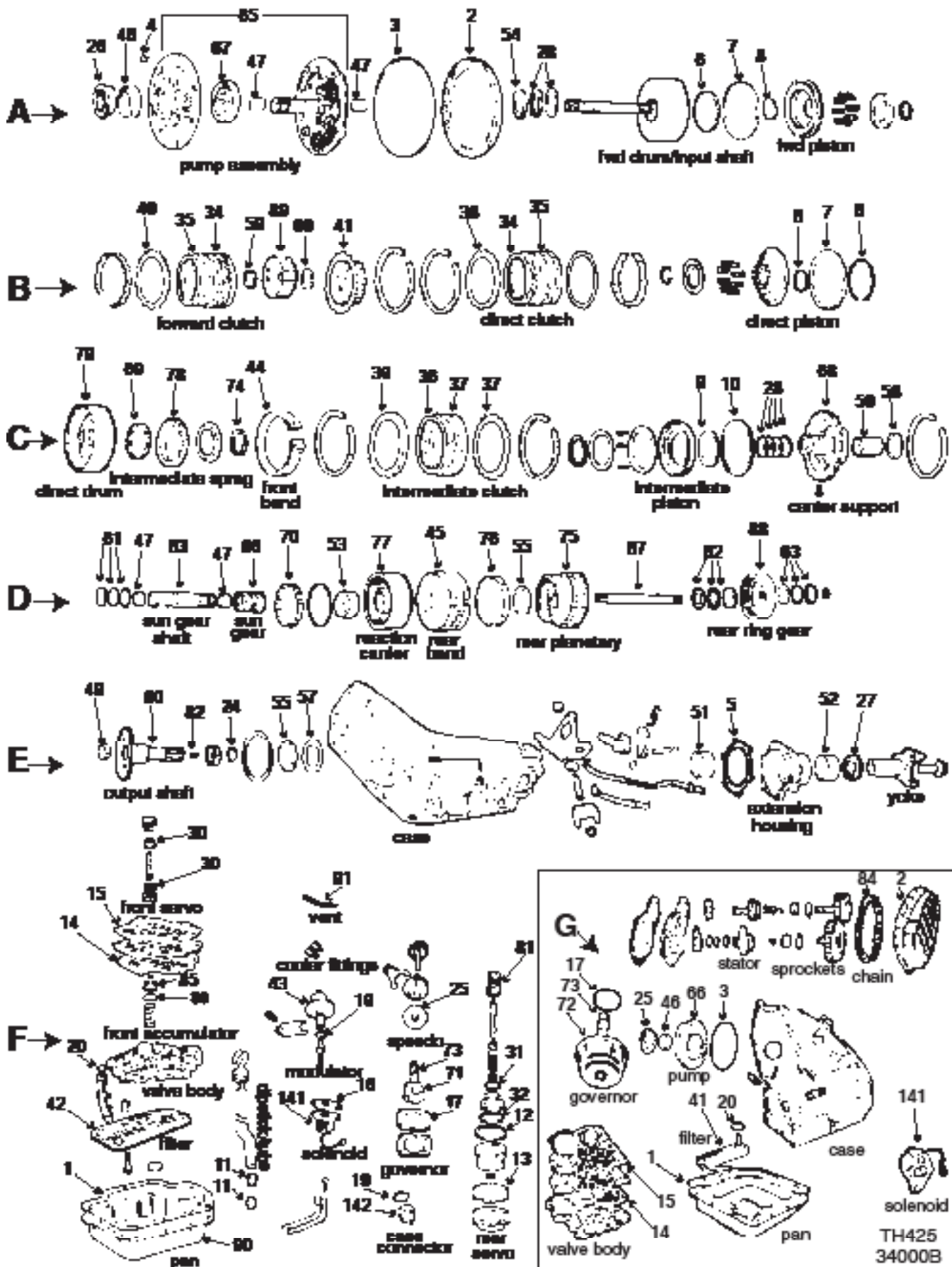
# TH350•350•TH350C•TH250•250•TH250C

TH350•C•TH250•C

ILL	DESCRIPTION	QTY	YEAR	REFERENCE #	PART #
<b>HARD PARTS (CONTINUED)</b>					
C116	Retainer, w/springs	1	69-86	1242722	35512-R
D117	Retainer, w/springs	1	69-86	6260382	35513-R
F118	Kit, filler tube and dip stick	1	69-86	14046820	96-199A
F119	Filler tube repair	1	69-86	M99100A	96-140A
E120	Strap, ground (universal)	1	69-86	35756	35176
D121	Lock, low/rev clutch support	1	69-86	35790	35790
D121	Spring, anti clunk	1	69-86	6261415	61915-R
E122	Cover, converter dust (plastic universal)	1	69-86	K35803U	96-249
D125	Sleeve, output shaft (yoke)	1	69-86	6261062	61930
E129	Bracket, repair modulator hold down	1	69-86	M99121	35795
E130	Clip, governor cover	1	69-86	6260040	61956-R
F141	Cable, detent (telescoping design)	1	69-86	K35955U	63-398
F141	Cable, detent (43.25" overall length)	1	69-80	K35951	63-415
F141	Cable, detent (40.5" overall length)	1	77-86	K35955B	63-416
F142	Kit, detent cable repair end	1	69-80	K35909U	K35909A
F148	Link, detent (wire)	1	69-86	1243133	35933
n/i	Bolt, flywheel/converter (USS)	1	69-78	M99122B2	96-164
n/i	Bolt, flywheel/converter (metric)	1	79-86	M99122B1	96-178
n/i	Bolt, flywheel/converter (use w/nut)	1	69-79	M99122B3	96-163B
n/i	Nut, flywheel/converter (use w/bolt)	1	69-79	M99122N1	96-163N
n/i	Grommet, linkage (white)	1	69-86	35801	96-112
n/i	Grommet, shift linkage	1	76-82	1605083	96-125B
n/i	Plug, brass 1/8" w/hex head solid	1	69-86	121SD-2	96-133
n/i	Plug, brass 1/8" w/allen head	1	69-86	109AL-2	96-102
n/i	Cable, detent repair end (snap on style)	1	69-86	K35955CEB	96-192
n/i	Grommet, linkage to frame	1	69-86	35800	96-112A
n/i	Plug, converter	1	69-86	121-2	96-133B
n/i	Grommet, cross shaft linkage	1	69-86	563565	96-125C
n/i	Bracket, adapter for 4x4 support struts	1	69-86	M35750	K35996
n/i	Housing extension, 6" for changeover	1	80-86	AE	96-007
n/i	Vent tube (plastic)	1	69-86	8640496	96-141
N/i	Piston, intermediate clutch (aluminum)	1	69-86	AE	35515-R
N/i	Piston, direct clutch (aluminum)	1	69-86	AE	35517-R
n/i	Piston, forward clutch (aluminum)	1	69-86	AE	35519-R
n/i	Piston, low/reverse clutch (aluminum)	1	69-86	AE	35521-R
<b>ELECTRICAL COMPONENTS</b>					
E147	Switch, control spark smog	1	70-72	6462514	15A-101
E147	Switch, control spark smog	1	70-73	3996287	15A-103
E147	Switch, control spark smog	1	71-71	6462549	15A-102
E147	Switch, control spark smog	1	80-86	6462549	15A-109
F149	Switch, pressure 36-40 PSI (orange)	1	80-86	8648060	15A-140
F149	Switch, pressure 44 PSI (pink)	1	80-86	8648062	15A-144
F149	Switch, pressure 46 PSI (silver)	1	80-86	8648063	15A-146
F149	Switch, pressure 50 PSI (white)	1	80-86	8648065	15A-150
F149	Switch, pressure 52 PSI (brown)	1	80-86	8648066	15A-152
F149	Switch, pressure 54 PSI (blue)	1	80-86	8648067	15A-154
F150	Switch, pressure (2 terminals)	1	80-86	8643710	15A-111
E151	Connector, electrical (4 terminal square)	1	80-86	8662395	25A-104
E151	Connector, electrical (2 spade oval)	1	80-86	12300205	25A-101
E151	Connector, electrical (3 terminal square)	1	80-86	12015026	25A-103
F153	Solenoid	1	80-86	52-0430	5A-105
n/i	Switch, vacuum regulator (6.2L)	1	80-86	14057219	35427
n/i	Switch, vacuum regulator (w/wires)	1	80-86	23500822	35427C







TH400/3L80/375/425  
34000B



ILL	DESCRIPTION		QTY	YEAR	REFERENCE #	PART #
<b>TECHNICAL MANUALS</b>						
K53	Tech manual TH400 3L80 dis/assembly	diagnosis/troubleshooting	1	64-93	83-400TM	010-307
<b>REBUILDER KITS</b>						
K4	Master deluxe rebuild kit	TH400	1	65-93	AE	K3400D-R
K4	Master deluxe rebuild kit	TH425	1	66-78	AE	K3400B-R
K4	Master deluxe rebuild kit	TH400 (high performance)	1	64-93	AE	H3400D-R
K4	Master deluxe rebuild kit	TH400 (w/waffle clutches)	1	65-93	AE	K3400W-R
K5	Master kit w/steels	TH400	1	65-93	AE	K3400D
K5	Master kit w/steels w/short ring kit	TH400	1	65-93	AE	K3400DS
K5	Master kit w/steels	TH425	1	66-78	AE	K3400B
K5	Master kit w/steels	TH400 (w/waffle clutches)	1	65-93	AE	K3400W
K6	Master kit w/o steels	TH400	1	65-93	AE	K3400D-LS
K6	Master kit w/o steels w/short ring kit	TH400	1	65-93	AE	K3400DS-LS
K6	Master kit w/o steels	TH425	1	66-78	AE	K3400B-LS
K6	Master kit w/o steels	TH400 (w/waffle clutches)	1	65-93	AE	K3400W-LS
K7	O/H gasket set w/seals-rings	TH400	1	65-93	AE	K34900D
K7	O/H gasket set w/seals-rings	TH400 (w/short ring kit)	1	65-93	AE	K34900DS
K7	O/H gasket set w/seals-rings	TH425	1	66-78	AE	K34900B
K8	External seal kit	TH400	1	65-93	AE	K34900-2
K11	Gasket and seal kit	TH400	1	65-93	AE	K34900D-1
K11	Gasket and seal kit	TH425	1	66-78	AE	K34900B-1
<b>VALVE BODY KITS</b>						
K15	Shift Kit®, corrects soft shifts	3rd clutch burn up	1	65-93	SK® 400	K34908
K15	Shift Kit®, corrects soft shifts	TH425 all/TH400 64 only (3rd cl burn up)	1	66-78	SK® 425	K34908A
K15	Reverse cushion kit	corrects harsh reverse	1	65-93	400RK™	K34908B
K15	Reprogramming Kit™ Stick Shift	converts to manual	1	65-93	400-3	400-3
K15	Reprogramming Kit™ Tow or Go®	competition combo	1	65-93	400-1 and 2	400-2
K15	Reprogramming Kit™ ProRace heavy duty	TH400	1	65-93	400-PRO	400-PRO
K15	Shift point package	TH400 (governor calibration)	1	64-93	K018	34964
K15	Shift correction pkg soft late shifts/2-3	harsh rev/HD SR prevent case damage	1	65-93	K400	S34908
K15	Kit, valve body soft shifts	3rd clutch burn up (5 kits in 1)	1	65-93	TL-400-5	TL-400-5
K15	Shift Improver Kit	HD/street and strip performance	1	65-87	20260	114-20260
K15	Shift Improver Kit	HD/street and strip performance	1	88-93	20261	114-20261
K15	Transpak™ heavy duty-ProRace	TH400 (full manual control)	1	65-87	20228	114-20228
K15	Manual pak	TH400 (full manual control)	1	68-87	20219	114-20219
<b>GASKETS AND RUBBER COMPONENTS</b>						
F1	Gasket, oil pan	TH400 (neoprene/cork)	1	64-93	8655625	3893LX
F1	Gasket, oil pan	TH400 (Duraprene®)	1	64-93	8655625	3893D
G1	Gasket, oil pan	TH425 (neoprene/cork)	1	68-78	8626932	13270X
G1	Gasket, oil pan	TH425 (Duraprene®)	1	68-78	8626932	13270D
A2	Gasket	TH400 (pump stator to case)	1	64-93	8623978	3994L
G2	Gasket	TH425 (sprocket cover)(neoprene/cork)	1	68-78	8625031	13269X
A3	Seal, lathe cut	TH400 (pump body to case)	1	64-93	6261413	3877L
G3	Seal, lathe cut	TH425 (pump body to case)	1	68-78	8625007	13273
A4	Washer, coated	TH400 (pump bolts)	6/8	64-87	8626281	13268A
A4	O'ring	TH400 (pump bolts)	8	88-93	8654341	13268B
E5	Gasket	TH400 (extension housing)	1	65-93	8624709	13271
E5	Gasket	TH425 (final drive)	1	68-78	389948	13303
A6	Seal, beveled	TH400 (forward clutch center)	1	77-81	8627690	13322
AB6	Lip seal	TH400 (direct clutch center)	2	65-93	8623121	3284L
AB7	Lip seal	TH400 (forward and direct clutch outer)	2	64-93	8623101	3643L
AB8	Lip seal	TH400 (forward and direct clutch inner)	2	64-93	8623102	3956L
C9	Lip seal	TH400 (intermediate clutch inner)	1	64-93	8627627	3963L
C10	Lip seal	TH400 (intermediate clutch outer)	1	64-93	8623143	3962L
F11	O'ring	TH400 (filler tube to case)	1	64-78	6264902	3291L

# TH400•400•3L80•TH375•TH425

TH400•3L80•375•425

ILL	DESCRIPTION		QTY	YEAR	REFERENCE #	PART #
<b>GASKETS AND RUBBER COMPONENTS (CONTINUED)</b>						
F11	Multi lip seal (boot)	TH400 (filler tube to case)	1	79-93	1259475	13925
F12	Seal, lathe cut	TH400 (reverse servo piston)	1	64-93	8623430	3921L
F13	Gasket	TH400 (rear servo cover)	1	64-93	8623174	3916L
G14	Gasket	TH425 (spacer to valve body lower)	1	68-78	8625205	13276
F14	Gasket	TH400 (spacer to valve body)	1	65-93	8670392	3992L
F15	Gasket	TH400 (spacer to case)	1	65-87	8670393	3993L
F15	Gasket	TH400 (spacer to case)	1	87-93	8670458	3993AL
G15	Gasket	TH425 (spacer to case upper)	1	66-78	8625203	13275
F16	Gasket	TH400 (solenoid valve metal)	1	64-93	8623741	3913L
F17	Gasket	TH400 (governor cover)	1	64-93	8670381	3914L
G17	Seal, lathe cut	TH425 (governor cover)	1	68-78	381580-S94	13304
F19	O'ring	case connector and modulator to case	2	64-93	8619568	3410L
FG20	O'ring	TH400 (oil filter to intake tube)	1	64-93	1363951	3547L
E24	O'ring	TH400 (output shaft)	1	64-93	8616504	3267L
F25	O'ring	TH425 (speedo sleeve)	1	66-78	8622076	3718L
F25	O'ring	TH400 (speedo sleeve)	1	64-93	1359319	3126L
n/i	Hose, vacuum (90°)	TH400 (modulator hose)	1	64-93	C1AZ-7B087-E	13566
n/i	O'ring	TH400 (selector shaft-manual shaft)	1	64-67	8621767	3302L
n/i	Cup, plug	TH400 (park pawl)	1	64-93	8620318	13970
n/i	Lip seal w/spring	TH400 (speedo)	1	64-93	25519078	3991L
n/i	Lip seal w/o spring	TH400 (speedo)	1	64-93	3869910	3991LS
<b>METAL CLAD SEALS</b>						
A26	Seal, metal clad	TH400 (front)	1	64-93	8670283	38151A
E27	Seal, metal clad (w/flange w/o boot)	TH400 (extension housing)	1	64-77	8655031	4743C
E27	Seal, metal clad (w/flange)	extension housing 32spl output shaft	1	65-93	8626009	34743D
E27	Seal, metal clad 2 3/8" od (w/o boot)	TH375 (extension housing)	1	72-76	3871649	8850B
E27	Seal, metal clad (w/flange)	TH475 (extension housing with brake drum)	1	88-93	8655032	205-21111
n/i	Seal, metal clad	TH400 (manual lever shaft)	1	64-93	8623056	38511
<b>SEALING RINGS</b>						
K10	Kit, sealing ring (10 rings, metal)	TH400/TH425	1	64-93	AE	K34901A
K10	Kit, sealing ring (10 rings, teflon)	TH400	1	64-93	AE	K34901T
K10	Kit, sealing ring (6 rings, metal)	TH400/TH425	1	64-93	AE	K34406
AC28	Ring, sealing (metal)	TH400 (pump stator and center support)	6	64-88	8626356	34406
AC28	Ring, sealing (teflon)	TH400 (pump stator and center support)	6	64-93	8623148	34406T
F30	Ring, sealing (teflon)	TH400 (front servo piston)	1	64-93	8623653	34711T
F30	Ring, sealing	front servo (cast iron)	1	64-93	8623131	34310
F30	Ring, sealing (cast iron)	TH400 (front servo piston)	1	64-93	8623653	34711
F31	Ring, sealing (teflon)	TH400 (accumulator piston inner)	1	64-93	8625773	34710AT
F31	Ring, sealing (cast iron)	TH400 (accumulator piston inner)	1	64-93	8625773	34710A
F32	Ring, sealing	TH400 (accumulator piston outer)	1	65-70	8623672	34710B
F32	Ring, sealing (teflon)	TH400 (accumulator piston outer)	1	71-93	8627153	34712T
F32	Ring, sealing	TH400 (cast replaces teflon)	1	71-93	8627153	34712S
F33	Ring, sealing (cast iron)	TH400 (accumulator piston)	1	64-93	8623653	34711
F33	Ring, sealing (teflon)	TH400 (accumulator piston)	1	64-93	8623653	34711T
n/i	Ring, sealing	TH400 (turbine shaft w/variable pitch)	1	66-67	8623296	34120
<b>CLUTCH PLATES</b>						
B34	Friction .080" 5.901" od 42T	forward/direct clutch (smooth)	10	64-90	8655619	34304
B34	Friction .080" 5.901" od 42T	forward/direct clutch (tan grooved)	10	64-90	8624198	34304A
B34	Friction .080" 5.901" od 42T	forward/direct clutch (green waffle)	10	64-90	8625300	34304W
B34	Friction .080" 5.901" od 42T	forward/direct clutch (high performance)	10	64-90	8623483HP	34304H
B34	Friction .061" 5.901" od 42T	forward/direct clutch (Red Eagle)	ar	64-93	n/a	34304X
B35	Steel .077" 4.585" id 12T	forward clutch	4	65-90	8623849	34305A
B35	Steel .077" 4.585" id 12T (Kolene®)	forward clutch	4	65-90	8623849	34305AK
B35	Steel .090" 4.585" id 12T	forward clutch	4/8	67-93	8625197	34305C

ILL	DESCRIPTION	QTY	YEAR	REFERENCE #	PART #	
<b>CLUTCH PLATES (CONTINUED)</b>						
B35	Steel .090" 4.585" id 12T (Kolene®)	direct clutch	4/8	67-93	8628197	34305CK
B35	Steel .060" .090" 4.585" id 12T	forward/direct clutch	ar	64-93	n/a	34305
C36	Friction .080" 6.557" od 47T	intermediate clutch (tan smooth-wavey)	3	64-90	8655620	34404
C36	Friction .080" 6.557" od 47T	intermediate clutch (green waffle)	3	64-90	8623151	34404A
C36	Friction .080" 6.561" od 47T	intermediate clutch (high performance)	3	64-93	8623151HP	34404H
C37	Steel .070" 5.000" id 21T (waved)	intermediate clutch (cushion)	ar	66-93	8624199	34420
C37	Steel .100" 5.000" id 21T	intermediate clutch	3	64-90	8655621	34405
C37	Steel .100" 5.000" id 21T (Kolene®)	intermediate clutch	3	64-93	8623150	34405K
C37	Steel .063" 5.000" id 21T	intermediate clutch (undersized)	ar	64-93	8623150US	34405X
B40	Steel, waved .060"	forward/irect clutch (cushion)	1/2	65-90	8623851	34305B
B40	Steel, dished .055" 4.808" id 2T	forward/direct clutch (cushion)	2	64-93	8625196	34305D
<b>PRESSURE PLATES</b>						
B38	Pressure plate	direct clutch	1	64-93	8661575	34421-R
C39	Pressure plate .435"	intermediate clutch	1	64-93	8623152	34422-R
B41	Pressure plate	forward clutch (also direct clutch hub)	1	64-93	8661837	34416-R
<b>FILTERS</b>						
K9	Kit, filter (1st type w/tube)	TH400 (Duraprene®)	1	64-67	6438346	DK34661
K9	Kit, filter (2nd type dacron flat)	TH400 (Duraprene®)	1	67-93	AE	DK34661A
K9	Kit, filter (2nd type brass flat)	TH400 (Duraprene®)	1	67-93	AE	DK34661S
K9	Kit, filter	TH425 (Duraprene®)	1	66-78	AE	DK34661B
K9	Kit, filter (1st type w/tube)	TH400 (neoprene/cork)	1	64-67	6438346	FK34661
K9	Kit, filter (2nd type dacron flat)	TH400 (neoprene/cork)	1	67-93	AE	FK34661A
K9	Kit, filter (2nd type brass flat)	TH400 (neoprene/cork)	1	67-93	AE	FK34661S
K9	Kit, filter	TH425 (neoprene/cork)	1	66-78	AE	FK34661B
F42	Filter (1st type w/tube)	TH400	1	64-67	5579822	34661
F42	Filter (2nd type dacron flat)	TH400	1	67-93	8637741	34661A
F42	Filter (2nd type brass flat)	TH400	1	67-93	AE	34661S
G41	Filter, w/tube	TH425	1	66-78	6438336	34661B
n/i	Screen, filter	TH400 (governor)	1	64-93	8627509	34713
<b>MODULATORS</b>						
E43	Modulator, single red stripe	adj 12-19.5 eda 1.7 sq inch dia	1	64-72	3035519	38820S
E43	Modulator, dual red stripe	TH400	1	64-93	8683187	38820E
E43	Modulator, black/red stripe	adj 12-19.5 eda 2.4 sq inch dia	1	73-93	3035518	35820F
<b>BANDS</b>						
C44	Band 1" wide	TH400 (front)	1	64-93	8629531	34325
C44	Band (heavy duty)	TH400 (front)	1	64-93	8629531HD	34325HD
D45	Band (double wrap)	TH400 (rear)	1	64-93	24200468	34510
D45	Band (double wrap)	TH400 (rear)	1	64-93	8623155	34510-R
<b>BUSHINGS</b>						
K13	Bushing kit	including 34005B extension bushing	1	66-76	AE	K34903
A46	Bushing (babbit)	TH400 (pump body)	1	64-93	8623940	8005
A47	Bushing (not in kit)	TH400 (front stator)	1	64-93	8623944	34002
D47	Bushing (not in kit)	TH400 (rear stator)	1	64-93	8623944	34002
E49	Bushing (wide)	TH400 (output shaft)	1	64-74	8623943	34004
E49	Bushing	TH400 (output shaft)	1	74-93	8624988	34004A
C50	Bushing	TH400 (center support)	1	64-93	8623942	34003
E51	Bushing	TH400 (case)	1	64-93	8623941	34006
E52	Bushing 1.795" od .875" wide	Cadillac (extension housing)	2	65-67	8618167	19002A
E52	Bushing 1.995" od 1.5" w (large)	TH400 (extension housing)	1	65-76	8623966	34005A
E52	Bushing 1.995" od 1.0" w (large)	TH400 (extension housing)	1/2	66-93	8626901	34005B
E52	Bushing (bronze w/dimples)	TH375 (extension housing)	1	72-76	6260048	8008
E52	Bushing (babbit) 1.626" od	TH375 (extension housing)	1	72-76	6260048	8008A
E52	Bushing (Duralife ®)	TH375 (extension housing)	1	72-76	24241501	8008B

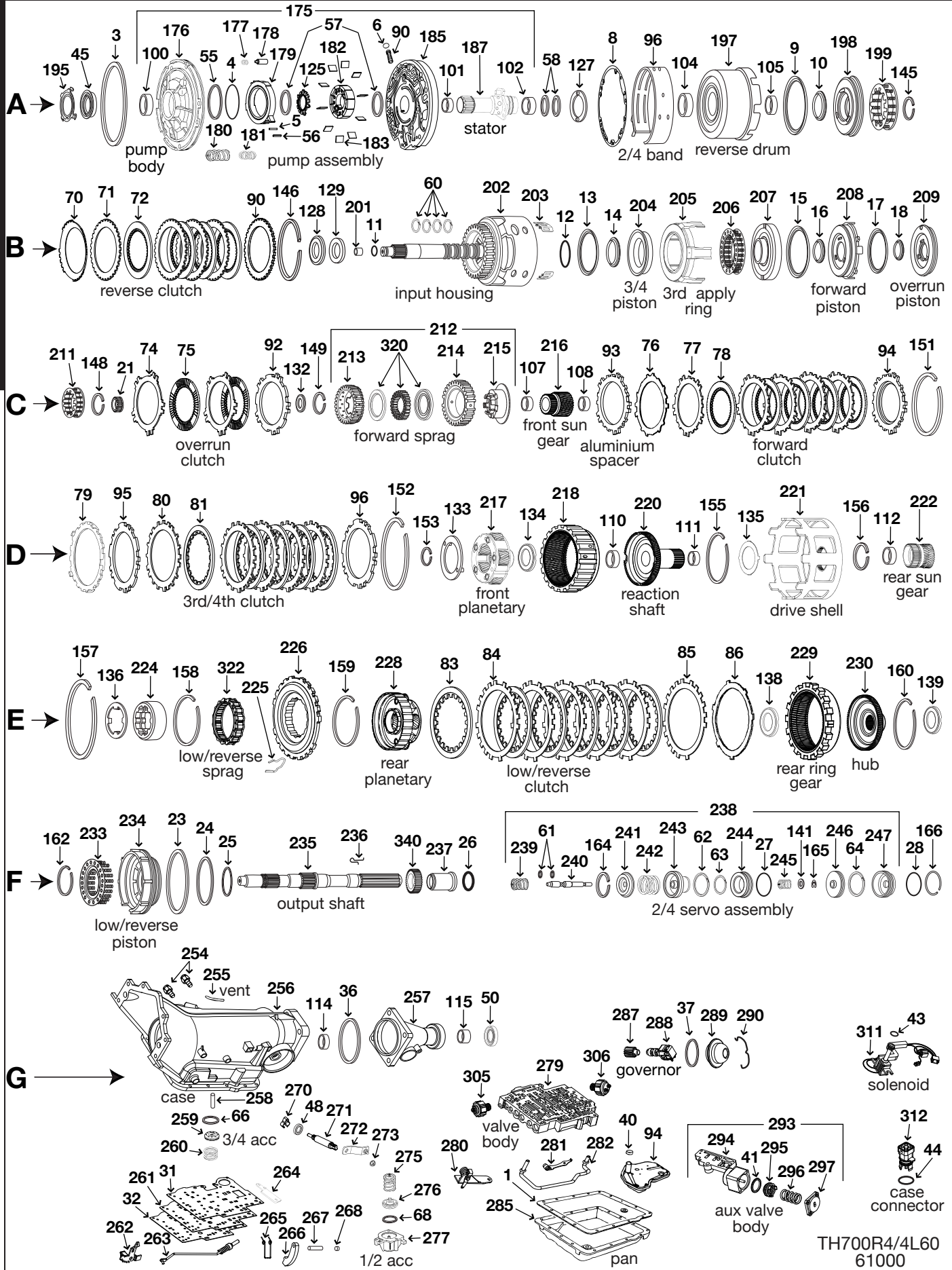
# TH400•400•3L80•TH375•TH425

TH400•3L80•375•425

ILL	DESCRIPTION	QTY	YEAR	REFERENCE #	PART #
<b>BUSHINGS (CONTINUED)</b>					
D53	Bushing TH400 (planetary/carrier)	1	64-93	8623192	34008
n/i	Bushing (not in kit) TH400 (needs tool T-107)	1	64-93	30104A	30104A
<b>WASHERS/BEARINGS/RACES/SHIMS</b>					
K12	Kit, thrust bearing TH400	1	64-93	AE	K34907A
K15	Kit, rear case bearing replaces washer	1	65-93	TL-400-BK	TL400-BK
K14	Kit, thrust washer TH400	1	64-93	AE	K34907
A54	Washer, thrust (metal) .062" yellow pump cover/stator to forward clutch drum	sel	64-93	8623300	34208
A54	Washer, thrust (metal) .073" blue pump cover/stator to forward clutch drum	sel	64-93	8623301	34208A
A54	Washer, thrust (metal) .084" red pump cover/stator to forward clutch drum	sel	64-93	8623302	34208B
A54	Washer, thrust (metal) .095" brown pump cover/stator to forward clutch drum	sel	64-93	8623303	34208C
A54	Washer, thrust (metal) .106" green pump cover/stator to forward clutch drum	sel	64-93	8623304	34208D
A54	Washer, thrust (metal) .117" black pump cover/stator to forward clutch drum	sel	64-93	8623305	34208E
A54	Washer, thrust (metal) .128" purple pump cover/stator to forward clutch drum	sel	64-93	8623306	34208F
E55	Washer, thrust (metal) .060" (4 tabs) internal gear output shaft to case front	2	64-93	8626372	32406
E55	Washer, thrust (plastic) .060" (4 tabs) internal gear output shaft to case front	2	64-93	8626372	32406A
E57	Washer, thrust (metal) .075"-.078" output shaft TW to case (3 tabs)	sel	64-93	8625401	34601
E57	Washer, thrust (metal) .082"-.086" output shaft TW to case (3 tabs)	sel	64-93	8625402	34601A
E57	Washer, thrust (metal) .090"-.094" output shaft TW to case (3 tabs)	sel	64-93	8625403	34601B
E57	Washer, thrust (metal) .098"-.102" output shaft TW to case (3 tabs)	sel	64-93	8625404	34601C
E57	Washer, thrust (metal) .106"-.110" output shaft TW to case (3 tabs)	sel	64-93	8625405	34601D
E57	Washer, thrust (metal) .114"-.118" output shaft TW to case (3 tabs)	sel	64-93	8625406	34601E
E57	Washer, thrust (case saver) output shaft TW to case (3 bent tabs)	1	64-93	34270T	34601X
C58	Washer, thrust (metal) center support to reaction carrier	1	64-93	8623211	34401
B59	Washer, thrust (metal) forward clutch hub housing	1	64-93	8624196	34339
B60	Thrust washer (metal) forward hub direct housing	1	64-93	8624781	34301
D61	Bearing, thrust (3 piece) center support to reaction carrier	1	64-93	8623920	34920
D62	Bearing, thrust (3 piece) rear planetary to rear ring gear	1	64-93	8623921	34921
D63	Bearing, thrust (3 piece) rear ring gear to output shaft	1	64-93	8623922	34922
<b>PUMP PARTS AND PUMPS</b>					
A65	Pump, assembly (variable pitch) TH400	1	65-67	AE	34200-R
A65	Pump, assembly (non variable pitch) TH400 (8 bolt)	1	65-90	AE	34200B-R
A65	Pump, assembly TH400 (6 bolt)	1	71-93	AE	34200C-R
H66	Pump, body w/gears TH425	1	66-78	AE	32200D-R
A67	Gear set, pump .725" TH400	1	64-93	AE	K35201
A67	Gear set, pump .727" TH400	1	64-93	AE	K35201B
<b>HARD PARTS</b>					
C68	Support, center TH400 (early)	1	64-66	n/a	34846-R
C68	Support, center TH400/TH425	1	67-89	8625990	34846A-R
C68	Support, center TH400	1	90-93	8680914	34846B-R
F71	Governor assembly (2nd type) TH400	1	64-93	8623852	34410
F71	Governor assembly (2nd type) TH400	1	64-93	8623852	34410-R
G72	Governor assembly TH425	1	66-78	8626853	34410A-R
F73	Kit, governor gear TH400	1	64-93	8623924	K34411
H73	Kit, governor gear TH425	1	64-93	8624939	K34411A
C74	Snap ring (spiral) TH400 (intermediate sprag retainer)	1	64-93	n/a	34418SR
D75	Planetary, output carrier assembly TH400	1	64-93	8625957	34880-R
D75	Planetary, output carrier assembly TH400 (straight cut)	1	66-93	8681948	34880B-R
D76	Silencer, ring (plastic) TH400 (output carrier)	1	64-93	8626112	34999
D77	Planetary, reaction carrier assembly TH400 (w/smooth cam)	1	64-67	8624971	34875-R
D77	Carrier, reaction TH400	1	68-93	8675627	34875A-R
D77	Carrier, reaction (straight cut) TH400 (straight cut)	1	66-93	24205552	34875B-R
C78	Race, outer TH400 (intermediate clutch)	1	64-93	8629487	34839-R
C79	Housing, direct clutch TH400 (5 clutch roller type sprag)	1	70-93	24208745	34838-R



ILL	DESCRIPTION	QTY	YEAR	REFERENCE #	PART #
<b>HARD PARTS (CONTINUED)</b>					
C79	Housing, direct clutch (smooth cam) TH400 (5 clutch element type sprag)	1	68-93	8627435	34836-R
E80	Shaft, output 4WD Jeep Wagoneer TH400 (12-1/4" course spline)	1	73-93	8624900	34935E-R
E80	Shaft, output 4WD Chevy (6 1/4") TH400	1	74-79	8679978	34655-R
E80	Shaft, output w/bolt on yoke (9 1/4") TH400	1	79-93	8679974	34935B-R
E80	Shaft, output 4WD Chevy (7 1/4") TH400	1	77-93	88679991	34935C-R
E80	Shaft, output 4WD conversion 6 1/4" for 700-R4 to TH400	1	74-79	n/a	34655C-R
F81	Spring, rear accumulator (yellow) TH400	1	67-82	8625426	34706B
F81	Spring, rear accumulator (blue) TH400	1	67-93	8624256	34706
F81	Spring, rear accumulator (plain) TH400	1	65-93	8623667	34706A
E82	Clip, speedo drive gear TH400	1	67-93	8626089	34226
D83	Shaft, sun gear TH400	1	64-78	8623177	34872-R
D83	Shaft, sun gear TH400	1	79-93	8679955	34872A-R
G84	Chain, drive TH425	1	66-78	HV-001	34417
F85	Piston, front accumulator TH400 (aluminum)	1	65-93	8626883	34707
D86	Gear, sun TH400	1	64-78	n/a	34873-R
D86	Gear, sun TH400	1	79-93	8626807	34873A-R
D86	Gear, sun (straight cut) TH400 (straight cut)	1	66-93	8627130	34873B-R
D87	Mainshaft TH400	1	64-93	8681951	34871-R
D88	Gear, rear ring TH400	1	64-93	8683770	34874-R
D88	Gear, rear ring (straight cut) TH400 (straight cut)	1	64-96	8683771	34874B-R
B89	Hub (cast) TH400	1	65-93	8677091	34870A-R
F90	Pan, deep TH400	1	65-93	8655020	8655020
F91	Vent tube (plastic) TH400	1	65-93	8633408	96-189
n/i	Filler tube repair TH400	1	64-93	M99100A	96-140A
n/i	Bolt, deep pan TH400	1	68-93	8633208	8633208
n/i	Spacer, deep pan TH400	1	68-93	8629523	8629523
n/i	Tube, deep pan pick-up TH400	1	68-93	8629526	8629526
n/i	VB spacer plate TH400	1	87-93	8655887	8655887
n/i	Piston, 5-clutch w/o ball (aluminum) .650"-.690" thickness	1	64-93	AE	34515-R
n/i	Piston, 5-clutch w/ball (aluminum) .650"-.690" thickness	1	64-93	AE	34517-R
n/i	Piston, intermediate clutch (aluminum) TH400	1	64-93	AE	34519-R
<b>ELECTRICAL COMPONENTS</b>					
F141	Solenoid, detent (short wire) TH400 (mounts on valve body)	1	64-93	8629935	5A-100
F142	Connector, case (1 prong) TH400	1	64-64	2977975	5A-101
F142	Connector, case (2 prongs) TH400 (large w/variable pitch)	1	65-67	2984091	5A-101A
F142	Connector, case (1 prong) TH400 (large)	1	68-69	8629503	5A-101B
F142	Connector, w/insulation 1970-72 TH400/425 (large)	1	70-82	8629502	5A-102
n/i	Solenoid TH400/425 (stator control mounts on pump)	1	65-67	1993690	5A-99
n/i	Sensor, vehicle speed TH400	1	88-93	8655291	05-105
<b>SPRAGS</b>					
C69	Sprag (cage type)(heavy duty 34 elements) TH400 (intermediate clutch)	1	64-93	425-400-18	34418X
C69	Sprag (roller type) TH400 (intermediate clutch)	1	71-93	8625814	34419
D70	Sprag (16-roller type) TH400 (low clutch)	1	66-93	8623842	34402A
<b>SPEEDO GEARS</b>					
n/i	Gear, speedo 15T (plastic) gray	1	64-90	8629548	02-226
n/i	Gear, speedo 17T (metal) red	1	64-90	8629548	02-228
n/i	Gear, speedo 18T (metal) light blue	1	64-90	8629549	02-230
n/i	Gear, speedo 19T (metal) yellow	1	64-90	8629550	02-232
n/i	Gear, speedo 21T (metal) black	1	64-90	8679937	02-234
n/i	Gear, speedo 20T (plastic) green	1	80-90	n/a	02-236
n/i	Gear, speedo 16T (metal) orange	1	64-90	n/a	02-238
n/i	Housing, speedo 36-39T large diameter (2-1/16" aluminum)	1	64-90	1362294	04-196
n/i	Housing, speedo 40-45T large diameter (2-1/16" aluminum)	1	64-90	1362293	04-198



TH700R4/4L60  
61000



ILL	DESCRIPTION	QTY	YEAR	REFERENCE #	PART #
<b>TECHNICAL MANUALS</b>					
K53	Tech manual 4L60 dis/assembly	1	82-86	83-700RTM	010-309
K53	Update handbook changes, parts	1	87-88	83-700RTM-U1	010-311
K53	Tech manual 4L60 dis/assembly	1	87-93	4L60TM	010-320
<b>REBUILDER KITS</b>					
K4	Master deluxe rebuild kit	1	82-84	AE	K6100-R
K4	Master deluxe rebuild kit	1	84-87	AE	K6100A-R
K4	Master deluxe rebuild kit	1	87-92	AE	K6100B-R
K4	Master deluxe rebuild kit (HP)	1	82-92	AE	H6100-R
K5	Master kit w/steels	1	82-84	AE	K6100
K5	Master kit w/steels	1	84-87	AE	K6100A
K5	Master kit w/steels	1	87-92	AE	K6100B
K6	Master kit w/o steels	1	82-84	AE	K6100-LS
K6	Master kit w/o steels	1	84-87	AE	K6100A-LS
K6	Master kit w/o steels	1	87-92	AE	K6100B-LS
K7	O/H gasket set w/seals-rings	1	82-92	AE	K61900
K8	External seal kit	1	82-92	AE	K61900-2
K11	Gasket and seal kit	1	82-92	AE	K61900-1
K28	Kit, 2/4 servo O-rings	1	82-92	AE	K61900-3
<b>VALVE BODY KITS</b>					
K15	Shift Kit® system kit	1	82-92	SK® 700	K61908
K15	Shift Kit®-Jr	1	82-92	SK® 700-Jr	K61908A
K15	Heavy duty and high-performance	1	82-92	700-2+3	700-3
K15	700 max throttle 4th shift valve	1	82-88	7-4-V	K61989
K15	Converter conversion valve	1	82-92	7-CCV	K61973
K15	Shift Improver Kit	1	82-92	70239	114-70239
K15	Transpak™	1	82-92	70235	114-70235
K15	Shift Correction Package	1	82-92	K700-R4	S61908
K15	Shift Correction Package	1	82-92	K700-R4-HP	K700-R4-HP
K15	Shift point package	1	82-92	K018	34964
K15	High gear lock-up package	1	82-92	K013	K013
<b>GASKETS AND RUBBER COMPONENTS</b>					
G1	Gasket, oil pan	1	82-92	8642360	13960X
G1	Gasket, oil pan	1	82-92	8654799	13960D
A3	Seal, lathe cut	1	82-92	8654716	3877L
A4	O'ring	1	82-92	8634088	13982
A5	Seal (round rubber)	1	82-92	8631283	13762
A6	O'ring	1	82-92	8642581	23015
A8	Gasket, pump	1	82-92	8654143	13360
A9	Lip seal	1	82-87	8642057	13347
A9	Lip seal	1	87-92	8663073	13347A
A10	Lip seal	1	82-92	8642058	13348
B11	O'ring	1/2	82-92	8630049	13917
B11	O'ring (teflon coated/green)	1	82-92	8662686	13766
B12	O'ring	1	82-92	8673104	13349
B13	Lip seal	1	82-92	8642138	13343
B14	Lip seal	1	82-92	8634134	13344
C15	Lip seal	1	82-92	8642146	13341
C16	Lip seal	1	82-92	8642147	13342
C17	Lip seal	1	82-92	8642151	13345
C18	Lip seal	1	82-92	8642152	13346
C21	Seal, w/external splines (plastic)	1	82-92	8642178	13598
F23	Seal, lathe cut	1	82-92	8663771	3774L
F24	Seal, lathe cut	1	82-92	8663772	13536

# TH700-R4•700-R4•4L60

TH700-R4•4L60

ILL	DESCRIPTION	QTY	YEAR	REFERENCE #	PART #
<b>GASKETS AND RUBBER COMPONENTS (CONTINUED)</b>					
F25	Seal, lathe cut low/reverse piston inner	1	82-92	3812830	3773L
F26	O'ring output shaft yoke to sleeve	1	82-92	3764601	13538
F28	O'ring (w/teflon coating) 2/4 servo cover	1	82-92	8647351	13579
F29	O'ring (w/teflon coating) 2/4 servo piston	1	82-92	8642112	13363
G31	Gasket, valve body (upper) spacer plate to case	1	82-86	8647542	13361A
G31	Gasket, valve body (upper) spacer plate to case	1	87-92	8681339	13361B
G32	Gasket, valve body (lower) spacer plate to VB	1	82-86	8647064	13362A
G32	Gasket, valve body (lower) spacer plate to VB	1	87-92	8681351	13362B
G36	Seal, lathe cut extension housing	1	82-92	1358899	3896L
G37	Seal, lathe cut governor cover	1	82-92	1241734	13515
G40	O'ring filter	1	82-87	6264903	3410L
G40	Multi lip seal retro w/late filter	1	88-92	8657767	13745
G41	Seal, lathe cut (beveled) auxiliary VB piston	1	87-92	24206509	13965
G42	O'ring TCC solenoid	1	82-92	8630049	13917
G44	O'ring case connector	1	82-93	6264903	3410L
A56	Seal (teflon) pump slide	1	82-92	8631877	13768
G66	Seal, lathe cut (beveled) 3/4 accumulator piston	1	82-92	24206509	13965
G68	Seal, lathe cut (beveled) 1/2 accumulator piston	1	82-92	24206509	13965
n/i	Lip seal w/o spring speedo driven gear w/o spring	1	82-92	1240382	3991LS
n/i	Lip seal w/spring speedo driven gear w/spring	1	82-92	1240382HD	3991L
n/i	O'ring pump bolts	7	86-92	8654341	13268B
n/i	Ball, check (1/4" steel) valve body/case	9	82-92	147485	13924S
n/i	O'ring (2 1/8" dia) speedo gear housing	1	82-92	25501478	13582
n/i	Gasket accm housing to spacer plate	1	82-82	8642129	13365
n/i	Multi lip seal (boot) filler tube	1	82-92	1259475	13925
n/i	Multi lip seal (boot) detent cable	1	82-92	25518260	13581
n/i	Washer, coated pump bolts	7	82-86	3884683	13268A
<b>METAL CLAD SEALS</b>					
A45	Seal, metal clad front	1	82-92	8657116	61151A
G48	Seal, metal clad manual lever shaft	1	82-92	8623056	38511
G50	Seal, metal clad 2 3/8" od (w/o boot) extension housing	1	82-92	1243402	8850B
A195	Retainer, seal front seal	1	82-92	8654491	61991
<b>SEALING RINGS</b>					
K10	Kit, sealing ring (teflon) with pump slide ring	1	93-15	AE	K61903T
A58	Ring, sealing (teflon)(solid) pump stator	2	93-15	8681292	61300T
C60	Ring, sealing (metal)(not included) input shaft (hook joint)	4	82-92	8667035	61301
C60	Ring, sealing (teflon)(solid) input shaft	4	82-92	8667035	61301T
F61	Ring, sealing band apply pin	2	82-86	8630120	32323T
<b>CLUTCH PLATES</b>					
B70	Steel, waved .088" 5.085" id reverse clutch (cushion)	1	82-84	8642060	61101A
B70	Steel, waved .080" 5.085" id reverse clutch (cushion)	1	84-87	8647067	61101C
B70	Steel, dished .088" 5.085" id reverse clutch (cushion)	1	87-92	8663074	61101B
B70	Kit, reverse input drum saver wave spring	1	87-92	057758	K61101
B71	Steel .078" 5.085" id 36T reverse clutch	3/4	82-92	8642061	61101
B71	Steel .078" 5.085" id 36T (Kolene®) reverse clutch	3/4	82-92	8673601	61101K
B71	Steel .090" 5.085" id 36T reverse clutch	sel	82-92	8663080	61101D
B72	Friction .078" 6.040" od 41T reverse clutch	4	82-87	8654306	61100
B72	Friction .068" 6.040" od 41T reverse clutch	4	87-92	8663079	61100A
B72	Friction .078" 6.040" od 41T reverse clutch (high performance)	4	82-92	8642063	61100H
C74	Steel .092" 4.262" id 10T overrun clutch	2	82-92	8642154	61103
C75	Friction .078" 5.037" od 36T overrun clutch	2	82-92	8673253	61102
C75	Friction .078" 5.037" od 36T overrun clutch (high performance)	2	82-92	8673253HP	61102H
C76	Steel, waved .070" 4.255" id 20T forward clutch (cushion)	1	82-92	8647058	61105A

ILL	DESCRIPTION	QTY	YEAR	REFERENCE #	PART #
<b>CLUTCH PLATES (CONTINUED)</b>					
C77	Steel .079" 4.255" id 20T forward clutch	4	82-84	8642711	61105
C77	Steel .090" 4.255" id 20T forward clutch	4	85-92	8654325	61105D
C77	Steel .079" 4.255" id 20T (Kolene®) forward clutch	4	82-84	8642167	61105K
C77	Steel .090" 4.255" id 20T (Kolene®) forward clutch	4	85-92	8654325	61105DK
C78	Friction .078" 5.3.15" od 41T forward clutch	5	82-84	8647350	61104
C78	Friction .069" 5.3.15" od 41T forward clutch (harden teeth)	5	85-92	8673254	61104A
C78	Friction .078" 5.3.15" od 41T forward clutch (high performance)	5	82-92	8654324	61104H
D79	Retainer, w/tangs .052" 3/4 clutch	1	82-92	8642171	61107A-R
D80	Steel .076" 4.998" id 20T 3/4 clutch	5	82-92	8678053	61109
D80	Steel .076" 4.998" id 20T (Kolene®) 3/4 clutch	6	82-92	8678053	61109K
D80	Steel .060" 4.998" id 20T (commercial) 3/4 clutch	ar	82-92	8663633	61109X
D81	Friction .080" 5.745" od 20T 3/4 clutch	6	82-92	8679390	61108
D81	Friction .080" 5.745" od 20T (GPZ) 3/4 clutch (commercial)	6	82-92	GPZ-100	61108G
D81	Friction .062" 5.745" od 20T 3/4 clutch (high performance)	7	82-92	8654145R	61108H
D81	Friction .062" 5.745" od 20T (commercial) 3/4 clutch	ar	82-92	8654145	61108X
D81	Kit, friction and steel 3/4-9 friction-8 steel-1-pressure plate	1	82-92	57757B	K61108
D81	Kit, friction and steel ®(Z-Pack) ®Raybesto 3rd/4th clutch	1	82-92	RZP-001	K61108Z
E83	Friction .087" 6.463" od 25T low/reverse clutch	4/5	82-92	8641698	35109
E83	Friction .087" 6.463" od 25T low/reverse clutch (high performance)	5	82-92	8641698	35109H
E84	Steel .068" 5.725" id 17T low/reverse clutch	5	82-92	6261120	35101
E84	Steel .068" 5.725" id 17T (Kolene®) low/reverse clutch	5	82-92	6261120K	35101K
E85	Steel .097" 5.725" id 17T low/reverse clutch	1	87-92	8667584	61716
E85	Steel .125" 5.725" id 17T low/reverse clutch	1	87-92	8667585	61716A
E85	Steel .049" 5.725" id 17T low/reverse clutch	1	90-92	8673548	61716B
E85	Steel .089" 5.725" id 17T low/reverse clutch	1	90-92	8673549	61716C
E86	Steel, waved .095" 5.725" id 17T low/reverse clutch (cushion)	1	87-92	8676362	61716D
<b>PRESSURE PLATES</b>					
B90	Pressure plate .250" 6.35mm reverse clutch	sel	82-87	8663654	61714D-R
B90	Pressure plate .235" 5.90-6.05mm reverse clutch	sel	87-92	24212463	61714-R
B90	Pressure plate .260" 6.62-6.77mm reverse clutch	sel	87-92	24212464	61714A-R
B90	Pressure plate .290" 7.24-7.39mm reverse clutch	sel	87-92	24212465	61714B
B90	Pressure plate .310" 7.86-8.01mm reverse clutch	sel	87-92	AE	61714C
C92	Pressure plate .255" 6.44mm forward apply	1	82-86	8642163	61106-R
C92	Pressure plate .169" 4.30mm forward apply	1	87-92	24212462	61106B-R
C93	Spacer, aluminum forward clutch	sel	82-86	8642164	61105B-R
C94	Pressure plate .267" 6.75mm forward backing	1	82-86	8642169	61105C-R
C94	Pressure plate .207" 5.24mm (stamped D) forward backing	sel	87-92	24212467	61715-R
C94	Pressure plate .230" 5.85mm (stamped C) forward backing	sel	87-92	24212468	61715A-R
C94	Pressure plate .251" 6.46mm (stamped B) forward backing	sel	87-92	24212469	61715B
C94	Pressure plate .277" 7.07mm (stamped A) forward backing	sel	87-92	24212470	61715C
C94	Pressure plate .185" 4.60mm forward backing	sel	87-92	24212466	61715D
D95	Pressure plate .130" 3.30mm 3/4 apply	1	82-89	8642172	61107
D95	Pressure plate .130" 3.30mm (stepped) 3/4 apply	1	87-92	8676379	61107B-R
D96	Pressure plate .165" 4.00-4.25mm (#4) 3/4 backing	sel	82-86	8663659	61109D-R
D96	Pressure plate .205" 5.00-5.25mm (#3) 3/4 backing	sel	82-86	24213591	61109C-R
D96	Pressure plate .243" 6.00-6.25mm (#2) 3/4 backing	sel	82-86	8663657	61109B
D96	Pressure plate .280" 7.00-7.25mm (#1) 3/4 backing	sel	82-86	8663656	61109A-R
D96	Pressure plate .160" 3.90-4.10mm 3/4 backing	1	87-92	24212459	61721
D96	Pressure plate .193" 4.79-4.99mm 3/4 backing	1	87-92	24212460	61721A
D96	Pressure plate .220" 5.50-5.65mm 3/4 backing	1	87-92	24217516	61721B
D96	Pressure plate .230" 5.68-5.88mm 3/4 backing	1	87-92	24212461	61721C
D96	Pressure plate .240" 6.05-6.15mm 3/4 backing	1	87-92	24217517	61721D

# TH700-R4•700-R4•4L60

TH700-R4•4L60

ILL	DESCRIPTION	QTY	YEAR	REFERENCE #	PART #	
<b>FILTERS</b>						
K9	Kit, filter, dacron	Duraprene®	1	82-92	AE	DK61710
K9	Kit, filter	neoprene/cork	1	82-92	AE	FK61710
A90	Screen, filter (plastic)	pump stator	1	82-92	8642036	61712
G94	Filter	small body	1	82-86	8642933	32710M
G94	Filter .800 thick 4.250 oh	dacron (will retro)	1	82-92	8667689	61710
n/i	Screen, filter (plastic)	case	1/2	82-92	12338044	35712
<b>BANDS</b>						
A96	Band, 2nd and 4th	rides on direct drum	1	82-92	8654144	61700
A96	Band, 2nd and 4th	high performance	1	82-92	8642076HP	61700HP
<b>BUSHINGS</b>						
K13	Kit, bushing	W/27 spline input (w/babbit pump bushing)	1	82-84	AE	K61901
K13	Kit, bushing	W/30 spline input (w/babbit pump bushing)	1	85-92	AE	K61901A
K13	Kit, bushing	W/30 spline input (w/Duralife®)	1	84-92	AE	K61901B
A100	Bushing (babbit)	pump body	1	82-92	8628913	61005
A100	Bushing (knurled special)	pump body	1	82-92	M70401	61005A
A100	Bushing (Duralife®)	pump body	1	82-92	79015	61005B
A100	Bushing (seal-sure)	pump body	1	82-92	65005SS	61005X
A101	Bushing (bronze)	stator support front (small dia)	1	82-84	8628915	32006
A101	Bushing (bronze)	stator support front (large dia)	1	84-92	8647954	35007A
A102	Bushing (bronze)(narrow)	stator shaft (rear)	1	82-92	8642904	61003
A104	Bushing (bronze)	reverse drum (front)	1	82-92	8642905	61006
A105	Bushing 1.886" od 47.64mm	reverse drum (rear)	1	82-92	8628917	32001
C107	Bushing	input sun gear (front)	1	82-92	8642906	61008
C108	Bushing	input sun gear (rear)	1	82-92	8642906	61008
D110	Bushing	reaction shaft (front)	1	82-92	8642908	61009
D111	Bushing	reaction shaft (rear)	1	82-92	8642907	61010
D112	Bushing	reaction sun gear	1	82-92	8642909	61011
D112	Bushing (wide)	reaction sun gear	1	82-92	8642909W	61011A
G114	Bushing (babbit)	case (rear)	1	82-92	8641118	35012
C114	Bushing (bronze)	case (rear)	1	82-92	8641118	35012A
G115	Bushing (bronze w/dimples)	extension housing	1	82-92	6260048	8008
G115	Bushing (babbit) 1.626" od	extension housing	1	82-92	6260048	8008A
G115	Bushing (Duralife ®)	extension housing	1	82-92	24241501	8008B
n/i	Bushing (not in kit)	governor bore use tool T-107	1	82-92	30104A	30104A
<b>WASHERS/BEARINGS/RACES/SHIMS</b>						
K12	Kit, thrust bearing	all thrust bearing	1	82-92	AE	K61906
K14	Kit, thrust washer	w/popular selectives	1	82-92	AE	K61907
K14	Kit, washer	front and rear planetary	1	82-92	AE	K61441
K14	Kit, washer .025" (batwing type)	front and rear planetary	1	82-92	AE	K61442
K14	Kit, washer .030" (batwing type)	front and rear planetary	1	82-92	AE	K61443
A127	Thrust washer	pump stator to rev drum	1	82-92	12338134	61401
B128	Bearing, thrust	stator shaft to sel washer	1	82-92	8642066	61466
B129	Washer .074"-.078" 1.87-1.97mm (#67)	input hsg to thrust brg	sel	82-92	8642067	61400
B129	Washer .080"-.084" 2.04-2.14mm (#68)	input hsg to thrust brg	sel	82-92	8642068	61400A
B129	Washer .087"-.091" 2.21-2.31mm (#69)	input hsg to thrust brg	sel	82-92	8642069	61400B
B129	Washer .094"-.098" 2.38-2.48mm (#70)	input hsg to thrust brg	sel	82-92	8642070	61400C
B129	Washer .101"-.105" 2.55-2.65mm (#71)	input hsg to thrust brg	sel	82-92	8642071	61400D
B129	Washer .107"-.111" 2.72-2.82mm (#72)	input hsg to thrust brg	sel	82-92	8642072	61400E
B129	Washer .114"-.118" 2.89-2.99mm (#73)	input hsg to thrust brg	sel	82-92	8642073	61400F
B129	Washer .121"-.125" 3.06-3.16mm (#74)	input hsg to thrust brg	sel	82-92	8642074	61400G
C132	Bearing, thrust	input housing to sun gear	1	82-92	8642162	61462
D133	Thrust washer (plastic) 2 tabs	front planetary to outer race	1	82-86	8647095	61402A
D134	Bearing, thrust	front planetary to reaction shaft	1	82-92	8642191	61491

ILL	DESCRIPTION	QTY	YEAR	REFERENCE #	PART #	
<b>WASHERS/BEARINGS/RACES/SHIMS (CONTINUED)</b>						
D135	Thrust washer (metal) 4 tabs	drive shell to reaction shaft	1	82-92	8642202	61403
E136	Thrust washer (plastic) 4 tabs	inner race to drive shell	1	82-92	8642331	35406A
E136	Thrust washer (plastic) 4 round tabs	inner race to beast drive shell	1	82-92	n/a	61406A
E138	Bearing, thrust	rear planetary to ring gear hub	1	82-92	8642215	61415
E139	Bearing, thrust	rear ring gear hub to case	1	82-92	8642191	61491
F141	Washer	servo apply pin to return spring	1	82-92	8642107	61405
<b>PUMP PARTS AND PUMPS</b>						
K10	NoYoYo® pump ring kit	up to 5500 RPM	1	82-92	700-PK™	K32804
K10	NoYoYo® pump ring kit	high rev 5500 and over	1	82-92	700-PKH™	K32804H
K10	Pump ring kit	TH700-R4/4L60	1	82-92	K77877	S32804
K38	Kit, pump respring	spring for pump	1	82-92	M170713K	61972
K43	Kit, rotor/slide	guide and 10 vanes 2 rings (harden rings)	1	82-92	AE	K32800A
K43	Kit, vane and ring	10 vanes 2 rings (harden rings)	1	82-92	8631280	K32801A
A57	Ring, pump vane (solid)	harden steel	2	82-92	8634086SP	32322SP
A125	Guide, rotor (7 vane type)	plastic	1	82-86	8654733	32422
A125	Guide, rotor (10 vane type)	plastic	1	87-92	8654734	32422A
A175	Pump assembly 27 splines input	stator #031/005 body #380	1	82-84	AE	61200-R
A175	Pump assembly 30 splines input w/o aux	stator #570/596/612/828 body #132/303/732	1	84-87	AE	61200B-R
A175	Pump assembly 30 splines w/aux	stator #025/031/304 body #132/303/380/732	1	87-92	AE	61200E-R
A179	Slide, pump .709"-.710"	powdered metal	1	82-92	8634083	32803
A179	Ring, sealing (solid)(not in kit)	pump slide	1	82-92	8634079	32320
A182	Rotor, pump (10 vane)	powdered metal	1	87-92	8654389	32802A
A183	Vane, pump	hardened steel	7/13	82-92	8631280	32800
A183	Ring, pump vane (solid)	cast iron	2	82-92	8634086	32322
A187	Shaft, stator	hardened steel	1	82-92	77918S-K	61969A
A195	Retainer, seal	holds front seal in	1	82-92	8654491	61991
n/i	Spring, pressure regulator	diesel (1.75" long) (pink)	1	82-92	8642751	61965A
n/i	Spring, pressure regulator	gas (1.98" long) (white)	1	82-92	8642494	61965
n/i	Spring, outer pump slide	plain	1	82-92	M70713P	61701
n/i	Spring, inner pump slide	orange	1	82-92	M70713R	61702
n/i	Valve, pressure regulator	white	1	82-92	8637546	61964
<b>HARD PARTS</b>						
A197	Drum, reverse (sm hole)	uses metal piston	1	82-86	8690907	61923
A197	Drum, reverse (sm hole)	uses metal piston	1	82-86	8690907	61923-R
A197	Drum, reverse (lg hole)	uses aluminum piston	1	87-92	8663068	D61923A
A197	Drum, reverse (lg hole)	uses aluminum piston	1	87-92	8663068	61923A
A197	Drum, reverse (lg hole)	uses aluminum piston	1	87-92	8663068	61923A-R
A200	Retainer w/springs	reverse clutch	1	82-92	8647284	61984-R
B201	Capsule, w/ball	fits in input shaft	1	82-92	8647037	61926
B202	Housing, input w/shaft	27 splines	1	82-84	8647963	61971-R
B202	Housing, input w/shaft 27 splines	4 cyl 2.5L V/6 2.8L (O'ring behind splines)	1	82-84	8647965	61971A-R
B202	Housing, input w/shaft (non/aux)	27 spl 4 cyl 2.5L V/6 2.8L	1	84-87	8657902	61971C-R
B202	Housing, input w/shaft (non/aux)	30 splines	1	85-87	8654156	61971B-R
B202	Housing, input w/shaft 27 splines	4 cyl 2.5L V/6 2.8L (O'ring behind splines)	1	87-92	8654753	61971D-R
B202	Housing, input w/shaft (aux)	30 splines	1	87-92	8677034	61971F-R
B207	Piston, forward	aluminum	1	82-92	8654326	61941-R
C211	Retainer w/springs	overrun clutch	1	82-92	8642153	61953-R
C216	Gear, sun 1.995" height	front input	1	82-92	8647093	61993-R
D217	Planetary, front	cast iron	1	82-92	8654134	D61982
D217	Planetary, front 18T	cast iron	1	82-92	8654134	61982
D217	Planetary, front	specific with or w/o holes for washer	1	82-92	8654329	61982-R
D217	Planetary, front	cast iron	1	82-92	24243874	61982A
D218	Gear, ring 1 5/8" outer clutch splines	front internal	1	82-92	8663639	61994-R



# TH700-R4•700-R4•4L60

TH700-R4•4L60


ILL	DESCRIPTION	QTY	YEAR	REFERENCE #	PART #
<b>HARD PARTS (CONTINUED)</b>					
D220	Shaft, reaction uses washer	1	82-92	8654259	61996-R
D221	Shell, drive washer type	1	82-92	8663641	61903
D221	Shell, drive washer type	1	82-92	8663641	61903-R
D221	Shell, drive (Monster) heavy duty	1	82-92	n/a	61903D
D221	Shell, drive (the beast) heavy duty	1	82-92	42298B	61903H
D221	Shell, drive washer type	1	82-92	8663641	D61903
D222	Gear, sun rear reaction	1	82-92	8642204	61997
D222	Gear, sun rear reaction	1	82-92	8642204	61997-R
E224	Race, low/reverse sprag inner	1	82-92	8643300	35530-R
E225	Spring, anti clunk lays in case	1	82-92	6261415	61915-R
E226	Support, low/rev clutch (wide) center support (w/sprag and race)	1	85-92	8673544	K61955-R
E226	Support, low/rev clutch center support	1	82-85	8647411	35727-R
E228	Planetary, rear 4-pinion w/oil slinger (reaction)	1	82-92	24241240	D61730
E228	Planetary, rear 4-pinion w/oil slinger (reaction)	1	82-92	8654132	61730
E228	Planetary, rear 4-pinion reaction	1	82-92	8654200	61730-R
E229	Gear, ring rear internal	1	82-84	8667055	61916-R
E229	Gear, ring (hardened) rear internal	1	82-92	8667055	61916A-R
F233	Retainer w/springs .303" to snap ring (low/rev clutch)	1	82-92	8642227	61927-R
F234	Piston, low/reverse V/8	1	82-86	n/a	61921-R
F234	Piston, low/reverse 6 cyl	1	82-86	n/a	61922-R
F236	Clip, speedo (5/16" thin long) goes on output shaft	1	82-92	8626089	35226
F237	Sleeve, output (long) 1/2,3/4 accumulator	1	87-92	8654063	61930A
F237	Sleeve, output (short) 1/2,3/4 accumulator	1	87-92	6261062	61930-R
E239	Hub (rear ring gear) support	1	82-92	8681491	61918-R
E239	Hub (rear ring gear) support	1	82-92	8681491	61918
F240	Pin, apply 5.065" (2 rings) 2/4 servo	1	82-92	8680500	61957
F240	Pin, apply 5.015" (1 ring) 2/4 servo	1	82-92	8680499	61957A
F240	Pin, apply 5.120" (no ring) 2/4 servo	1	82-92	8680501	61957B
F240	Pin, extendo-pin .289" 2/4 servo	1	82-92	77605G	61957F
F240	Pin, apply extra long 2/4 servo	1	82-92	APC-057301	61957C
F240	Pin, extendo-pin .150" 2/4 servo	1	82-92	77605E	61957E
G255	Vent tube (plastic) on case	1	82-92	8633408	96-189
G260	Spring (purple) 3/4 accumulator	1	82-92	8634163	61706
G260	Spring (white) 1/2,3/4 accumulator	1	82-92	8654183	61706A
G260	Spring (orange w/taper) 1/2,3/4 accumulator	1	87-92	8663385	61706E
G260	Spring (green) 1/2,3/4 accumulator	1	82-92	8654554	61706B
G260	Spring (plain) 1/2,3/4 acc (replaces orange w/o taper)	1	87-92	8673387	61706D
G260	Spring (red) 3/4 accumulator	1	82-92	8634703	61706C
G275	Piston, (w/seal)(lg pin) 1/2,3/4 accumulator	1/2	82-92	K79878	K61985
G284	Spring, detent with roller detent	1	82-08	AE	61874-R
G287	Kit, governor gear plastic w/rool pin	1	82-92	8642928	K61411
G288	Governor assembly most gas	1	82-92	8642731	61931
G288	Governor assembly 6.2 diesel	1	82-92	8642729	61931A
G288	Governor assembly hi output	1	82-92	8642730	61931B
G290	Clip, governor cover holds cover on	1	82-92	6260040	61956-R
n/i	Wire, manual link 2nd design	1	82-92	8654113	61935-R
n/i	Filler tube repair repairs dipstick tub	1	82-92	M99100A	96-140A
n/i	Kit, converter clutch throttle valve lock-up in 4th only	1	82-92	8642970	61970
n/i	Kit, hydraulic lockup lock-up and 3/4 shift timing	1	82-92	700-LU Kit	K61970
n/i	Kit, converter clutch lock-up offers 5 lock-up speed choices	1	82-92	K-017	S61970
n/i	Spring (silver) throttle valve	ar	82-92	MF701	6242CS
n/i	Spring (heavy duty) throttle valve	1	82-92	75909SA	6242HD
n/i	Tube/check ball assembly bullet 3/4 accumulator	1	82-92	8634400	61978



ILL	DESCRIPTION	QTY	YEAR	REFERENCE #	PART #	
<b>HARD PARTS (CONTINUED)</b>						
n/i	Wire, throttle lever	connect cable to throttle lever	1	82-92	8642290	61958
n/i	Kit, servo piston	Corvette	1	82-92	K79895	K61986
n/i	Super servo (largest apply area available)	quicker 4/3 dn shift/firmer 1/2	1	82-92	K-012	S61986
n/i	Spring, servo apply	2/4 band pin	1	82-92	K-004	61703
n/i	Spring, load release	3/4 helper spring	5	87-92	8667424	61705
n/i	Spring, load release replacement	individual springs	1	87-92	AE	61707
n/i	Plate, accumulator repair	fixes damaged VB plate	1	82-92	77754HD	61904
n/i	Yoke, seal	fixes leaky drive shaft yoke	1	82-92	35746YS	96-107
n/i	Capsule, reverse piston	drives in piston	1	87-92	77761C	96-401
n/i	Capsule, w/ball-low/reverse	in case	1	87-92	8663890	8663890
n/i	Valve, converter clutch shift	replaces stock valve	1	82-92	M70712	61970A
<b>ELECTRICAL COMPONENTS</b>						
G305	Switch, pressure (1 terminal n.o.)	valve body	1	82-92	8642473	15A-118
G305	Switch, pressure (1 terminal)	valve body	1	82-92	8683502	15A-112
G306	Switch, 4/3 pulse (2 terminals n.c.)	valve body (black)	1	82-92	8642346	15A-119
G306	Switch, pressure (2 terminals)	valve body	1	82-86	8643710	15A-111
G311	Solenoid, TCC w/internal harness	type 1 white	1	82-92	8654121	5A-131
G311	Solenoid, TCC w/internal harness	type 2 yellow	1	82-92	8654122	5A-132
G311	Solenoid, TCC w/internal harness	type 3 black	1	82-92	8654123	5A-133
G311	Solenoid, TCC w/internal harness	type 4 red	1	82-92	8654124	5A-134
G311	Solenoid, TCC w/internal harness	type 5 blue	1	82-92	8654125	5A-135
G311	Solenoid, TCC w/internal harness	type 6 dark green	1	86-90	8654126	5A-136
G311	Solenoid, TCC w/internal harness	type 7 gray	1	83-92	8654127	5A-137
G311	Solenoid, TCC w/internal harness	type 8 light green	1	82-92	8654128	5A-138
G311	Solenoid, TCC w/internal harness	type 9 orange	1	83-91	8654129	5A-139
G311	Solenoid, TCC w/internal harness	type 10 brown	1	82-88	8654130	5A-140
G311	Solenoid, TCC w/internal harness	type 15 dark blue	1	87-92	8654415	5A-141
G311	Solenoid, TCC w/internal harness	type 16 dark gray	1	88-88	8667706	5A-147
G311	Solenoid, TCC w/internal harness	type 18 light brown	1	89-91	10478100	5A-148
G311	Solenoid, TCC w/internal harness	type 19 light green	1	89-91	10478101	5A-149
G311	Solenoid (w/diode posi-lock connectors)	20-40 ohm	1	82-92	K-77929U	5A-144
G311	Solenoid, TCC (universal lock-up)	20 ohm	1	82-92	52-0203	5A-145
G312	Connector, electrical (3 terminal square)	case	1	82-92	12015026	25A-103
G312	Connector, electrical (4 terminal square)	case	1	82-92	12015027	25A-104
n/i	Switch, temperature	screws in valve body	1	87-92	25037142	15A-121
n/i	Switch, pressure (non-grounding)	screws in valve body	1	82-92	15A-133	15A-133
n/i	Harness, wiring repair	VSS connector	1	88-92	12101899	16A-159
n/i	Sensor, vehicle speed 2.080" od	in extension housing	1	88-92	8673299	05-106
<b>SWITCH KITS</b>						
n/i	Switch kit, TH700-R4 to TH350	4WD	1	82-92	7-35A	7-35A
n/i	Switch kit, TH700-R4 to TH350	2WD (pickups/passenger cars)	1	82-92	7-35B	7-35B
n/i	Switch kit, TH700-R4 to TH350 Corvette	Corvette	1	82-92	7-35C	7-35C
n/i	Switch kit, TH700-R4 to TH350	S10/S15 4WD (w/converter)	1	82-92	7S-35A	7S-35A
n/i	Switch kit, TH700-R4 to TH350	S10/S15 2WD (w/converter)	1	82-92	7S-35B	7S-35B
n/i	Switch kit, TH700-R4 to TH400	4WD	1	82-84	7-40A	7-40A
n/i	Switch kit, TH700-R4 to TH400	2WD	1	82-92	7-40B	7-40B
n/i	Switch kit, TH700-R4 to TH400	4WD	1	85-92	7-40C	7-40C
n/i	Switch kit, TH700-R4 to TH350	4WD block only	1	82-92	7Q35A	7Q35A
n/i	Switch kit, TH700-R4 to TH350	2WD block only	1	82-92	7Q35B	7Q35B
n/i	Switch kit, TH700-R4 to TH350	2WD	1	82-92	S-350-2	S-350-2
n/i	Switch kit, TH700-R4 to TH350	4WD	1	82-92	S-350-4	S-350-4







ILL	DESCRIPTION		QTY	YEAR	REFERENCE #	PART #
<b>TECHNICAL MANUALS</b>						
K53	Tech manual 4L60-E dis/assembly	diagnosis/troubleshooting	1	93-15	83-4L60ETM	010-316
K53	Update handbook changes, parts	interchangeability and part # 4L60-E	1	93-15	83-4L60ETM-U1	010-326
K53	Diagnostic code book	complete code description	1	93-07	ANEWGMCBTM	010-327
<b>REBUILDER KITS</b>						
K4	Master deluxe rebuild kit (w/o pistons)	band/bushings/washers/filter	1	93-96	AE	K6100C-R
K4	Master deluxe rebuild kit (w/o pistons)	band/bushings/washers/deep pan filter	1	93-06	AE	K6100D-R
K4	Master deluxe rebuild kit (w/o pistons)	band/bushings/washrs/deep plastic filter	1	01-03	AE	K6100E-R
K4	Master deluxe rebuild kit (w/o pistons)	band/bushings/washers/deep plastic filter	1	04-06	AE	K6100F-R
K4	Master deluxe rebuild kit (w/o pistons)	band/bushings/washers/deep plastic filter	1	04-15	AE	K6100G-R
K5	Master kit w/steels (w/o pistons)	w/.080" 3/4 disc w/.108" 3/4 steels	1	93-96	AE	K6100C
K5	Master kit w/steels (w/o pistons)	w/.080" 3/4 disc w/.108" 3/4/L/R turbulator steels	1	97-06	AE	K6100D
K5	Master kit w/steels (w/o pistons)	w/.066" 3/4 disc w/.095" 3/4/L/R turbulator steels	1	01-03	AE	K6100E
K5	Master kit w/steels (w/o pistons)	w/.066" 3/4 disc w/.095" 3/4/L/R turbulator steels	1	04-06	AE	K6100F
K5	Master kit w/steels (w/o pistons)	w/.080" 3/4 disc w/.108" 3/4/L/R turbulator steels	1	04-15	AE	K6100G
K6	Master kit w/o steels (w/o pistons)	with .080" 3/4 friction	1	93-00	AE	K6100C-LS
K6	Master kit w/o steels (w/o pistons)	w/.066" 3/4 disc	1	01-03	AE	K6100E-LS
K6	Master kit w/o steels (w/o pistons)	w/.066" 3/4 disc	1	04-06	AE	K6100F-LS
K6	Master kit w/o steels (w/o pistons)	w/.080" 3/4 disc	1	04-15	AE	K6100G-LS
K7	O/H gasket set w/seals-rings	uses o'ring on pump body	1	93-03	AE	K61900A
K7	O/H gasket set w/seals-rings	uses bonded seal on pump body	1	04-15	AE	K61900F
K8	External seal kit	with front/rear seals	1	93-15	AE	K61900-2
K11	Gasket and seal kit	w/o seals-rings	1	93-15	AE	K61900A-1
K28	Kit, 2/4 servo O-rings	D-rings	1	93-15	AE	K61900-3
<b>VALVE BODY KITS</b>						
K15	Shift Improving Kit@ fix slide bump 1/2	includes new design PWM boost valve	1	93-08	SK@ 4L60E	K61908E
K15	Heavy duty and high-performance	crisp muscle car or full race upshifts/downshifts	1	93-08	4L60E-HD2	4L60E-HD2
K15	Pressure control vacuum kit	replaces EPC solenoid for HD/HP	1	93-05	46-MOD	K61908M
K15	Converter conversion valve	for non/lu converter	1	93-04	4L6-CCV	K61973A
K15	Shift Improver Kit (B & M)	B/M for HP and extended life w/plate	1	93-01	70360	114-70360
K15	Transpak™ (B & M)	B/M for you select mode w/plate	1	93-01	70365	114-70365
K15	Shift Correction Package (Superior)	helps 1870 code clutch and band burnup	1	93-97	K4L60-E	S61908E
K15	Shift Correction Package (Superior)	helps 1870 code clutch and band burnup	1	98-08	K4L60E-L	S61908F
<b>GASKETS AND RUBBER COMPONENTS</b>						
G1	Gasket, oil pan	neoprene/cork	1	93-15	8642360	13960X
G1	Gasket, oil pan	Duraprene®	1	93-15	8654799	13960D
A3	Seal, lathe cut	pump body to case	1	93-03	8654716	3877L
A330	Seal, stamped steel molded rubber	pump to case (wedge type)	1	04-15	24226315	61532
A4	O'ring	pump slide	1	93-15	8634088	13982
A5	Seal (round rubber)	pump slide	1	93-15	8631283	13762
A6	O'ring	pump screen filter	1	93-15	8642581	23015
A8	Gasket, pump	pump to case	1	93-15	8654143	13360
A9	Lip seal	reverse piston alum outer long	1	93-15	8663073	13347A
A10	Lip seal	reverse piston inner long	1	93-15	8642058	13348
B11	O'ring	input shaft and TCC solenoid	1/2	93-15	8630049	13917
B11	O'ring (teflon coated)	input shaft to 300m converter	1	98-15	24212987	13917A
B11	O'ring (teflon coated/green)	input shaft 2.2L/2.5L/2.8L	1	93-04	8662686	13766
B12	O'ring	input hsg to forward clutch hsg	1	93-15	8673104	13349
B13	Lip seal	3rd/4th piston outer long	1	93-94	8642138	13343
B14	Lip seal	3rd/4th piston inner long	1	93-94	8634134	13344
B15	Lip seal	forward clutch outer long	1	93-97	8642146	13341
B16	Lip seal	forward clutch inner long	1	93-97	8642147	13342
B17	Lip seal	overrun clutch outer long	1	93-97	8642151	13345
B18	Lip seal	overrun clutch inner long	1	93-97	8642152	13346

# 4L60E•4L65E•4L70E•4L75E

4L60E•65E•70E•75E

ILL	DESCRIPTION		QTY	YEAR	REFERENCE #	PART #
<b>GASKETS AND RUBBER COMPONENTS (CONTINUED)</b>						
C21	Seal, w/external splines (viton)	input housing to output shaft	1	93-15	8677268	13599
F23	Seal, lathe cut	low/reverse piston outer	1	93-15	8663771	3774L
F24	Seal, lathe cut	low/reverse piston center	1	93-15	8663772	13536
F25	Seal, lathe cut	low/reverse piston inner	1	93-15	3812830	3773L
F26	O'ring	output shaft yoke to sleeve	1	93-15	3764601	13538
F27	O'ring (w/teflon coating)	2/4 servo piston	1	93-15	8642112	13363
F28	O'ring (w/teflon coating)	2/4 servo cover	1	93-15	8647351	13579
G30	Seal, lathe cut (beveled)	1st/2nd accumulator	1	93-15	24206509	13965
G34	Seal, lathe cut (beveled)	3rd/4th accumulator	1	93-15	24206509	13965
G31	Gasket, valve body (upper)	spacer plate to case	1	93-00	8681603	13361C
G31	Gasket, valve body (upper)	spacer plate to case	1	01-06	24211921	13361D
G31	Gasket, valve body (upper)	will replace bonded gasket on plate	1	06-09	24241784	13361E
G32	Gasket, valve body (lower)	spacer plate to VB	1	93-00	8681606	13362C
G32	Gasket, valve body (lower)	spacer plate to VB	1	01-06	24211920	13362D
G32	Gasket, valve body (lower)	will replace bonded gasket on plate	1	06-09	24241784	13362E
G35	Gasket, accumulator housing	housing to valve body plate	1	04-15	24211603	13365A
G36	Seal, lathe cut	extension housing	1	93-97	1358899	3896L
G36	Seal, lathe cut	extension housing	1	96-15	24203287	3899L
G38	Seal, lathe cut	forward accumulator (in valve body)	1	93-15	24206508	13965A
G40	Multi-lip seal (boot)	filter to pump (press in)	1	93-15	8685775	13746
G41	O'ring	TCC solenoid	1	93-15	8630049	13917
G42	O'ring	case connector	1	93-15	B15742	1024
A56	Seal (teflon)	pump slide	1	93-15	8631877	13768
n/i	Ball, check (1/4" steel)	valve body	9	93-15	147485	13924S
n/i	O'ring .970"	speed sensor except Corvette	1	93-15	B17888	1025
n/i	O'ring 3/8" line	inside cooler line fittings	2	93-97	6034493	1077
n/i	Multi lip seal (boot)	filler tube	1	93-15	1259475	13925
n/i	O'ring	pump bolts	7	93-15	8654341	13268B
<b>METAL CLAD SEALS</b>						
A45	Seal, metal clad	front pump	1	93-15	8657116	61151A
G48	Seal, metal clad	manual lever shaft	1	93-15	8623056	38511
G50	Seal, metal clad 2 3/8" od (w/o boot)	rear extension housing	1	93-15	1243402	8850B
G50	Seal, metal clad 2 7/16" od	4WD adapter housing	1	06-15	97287358	22978
A195	Retainer, seal	helps hold front seal in	1	93-15	8654491	61991
n/i	Seal, metal clad	Corvette only (in rear case)	1	97-06	24207010	61152
<b>SEALING RINGS</b>						
K10	Kit, sealing ring (teflon)	combination	1	93-15	AE	K61903T
A58	Ring, sealing (teflon)(solid)	solid pump stator	2	93-15	8681292	61300T
B60	Ring, sealing (teflon)(solid)	solid input shaft	4	93-15	8667035	61301T
F62	Ring, sealing (teflon)	2nd apply piston (outer)	1	93-15	8642081	61304T
F62	Ring, sealing (teflon)	2nd apply piston (inner)	1	93-15	8642458	61303T
F64	Ring, sealing (teflon)	2nd apply piston (outer)	1	93-15	8642480	61302T
<b>CLUTCH PLATES</b>						
B70	Steel, dished .088" 5.085" id	reverse clutch (cushion)	1	93-15	8663074	61101B
B70	Kit, reverse input drum saver	1-steel 1-waved plate (Alto)	1	93-15	057758	K61101
B71	Steel .078" 5.085" id 36T	reverse clutch	3/4	93-96	8642061	61101
B71	Steel .090" 5.085" id 36T	reverse clutch	sel	93-96	8663080	61101D
B71	Steel .078" 5.085" id 36T (w/6 holes )	reverse clutch	4	97-15	24205267	61101E
B71	Steel .078" 5.085" id 36T (Kolene®)	reverse clutch	3/4	93-15	8673601	61101K
B72	Friction .068" 6.040" od 41T	reverse clutch	4	93-15	8663079	61100A
B72	Friction .078" 6.040" od 41T	reverse clutch (high performance)	4	93-15	8642063HP	61100H
C74	Steel .092" 4.262" id 10T	overrun clutch	2	93-15	8642154	61103
C75	Friction .078" 5.037" od 36T	overrun clutch	2	93-15	8673253	61102





# 4L60E•4L65E•4L70E•4L75E

4L60E•65E•70E•75E

ILL	DESCRIPTION	QTY	YEAR	REFERENCE #	PART #
<b>FILTERS</b>					
K9	Kit, filter .770" thick 3.750" oh Duraprene® (plastic bottom metal back)	1	93-97	AE	DK61710A
K9	Kit, filter .770" thick 3.750" oh neoprene/cork (plastic bottom metal back)	1	93-97	AE	FK61710A
K9	Kit, filter 1.840" thick 4.930" oh Corvette (Duraprene®) (plastic bottom metal back)	1	98-05	AE	DK61710B
K9	Kit, filter 1.840" thick 4.930" oh Corvette (neoprene/cork)1.410" thick 4.570" oh	1	98-05	AE	FK61710B
K9	Kit, filter 2.500" thick 4.610" oh Duraprene® (deep pan) (plastic bottom metal back)	1	98-03	AE	DK61710C
K9	Kit, filter 2.500" thick 4.610" oh neoprene/cork (deep pan) (plastic bottom metal back)	1	98-03	AE	FK61710C
K9	Kit, filter .710" thick 3.83." oh Duraprene® (all plastic)	1	98-06	AE	DK61710D
K9	Kit, filter .710" thick 3.83." oh neoprene/cork (all plastic)	1	98-06	AE	FK61710D
K9	Kit, filter 1.560" thick 4.560" oh Duraprene® (deep pan) (all plastic)	1	04-15	AE	DK61710E
K9	Kit, filter 1.560" thick 4.560" oh neoprene/cork (deep pan) (all plastic)	1	04-15	AE	FK61710E
K9	Kit, filter 1.410" thick 4.570" oh Duraprene® (stepped filter) (all plastic)	1	04-15	AE	DK61710F
K9	Kit, filter 1.410" thick 4.570" oh neoprene/cork (stepped filter) (all plastic)	1	04-15	AE	FK61710F
A90	Screen, filter (plastic) pump stator	1	93-15	8642036	61712
G92	Screen, filter (plastic)(lg rectangle) force motor goes in spacer plate	1	93-15	24209145	61717
G93	Screen, filter (plastic)(sm rectangle) shift solenoid goes in spacer plate	1	93-15	824209144	61718
G94	Filter .770" thick 3.750" oh normal pan (plastic bottom metal back)	1	93-15	8681082	61710A
G94	Filter 1.840" thick 4.930" oh Corvette (plastic bottom metal back)	1	98-06	24208149	61710B
G94	Filter 2.500" thick 4.610" oh deep pan (plastic bottom metal back)	1	98-03	24208465	61710C
G94	Filter .710" thick 3.83." oh will replace 61710A (plastic)	1	98-15	24208148	61710D
G94	Filter 1.560" thick 4.560" oh deep pan (plastic)	1	04-15	24208813	61710E
G94	Filter 1.410" thick 4.570" oh deep pan (stepped) (plastic)	1	04-15	24226101	61710F
n/i	Screen, filter (plastic) case	1/2	93-97	12338044	35712
n/i	Screen, filter (plastic) inside lock-up/TCC solenoid snout	1	98-15	FDB87143	61719
n/i	Filter, auxiliary pump 1 bolt hold it on	1	05-07	5-9005-000	61711
<b>BANDS</b>					
A96	Band, 2nd and 4th (high energy) runs on reverse drum	1	93-15	24201131	61700A
A96	Band, 2nd and 4th runs on reverse drum	1	93-15	8642076HP	61700HP
<b>BUSHINGS</b>					
K13	Kit, bushing with babbit pump bushing	1	93-15	AE	K61901A
K13	Kit, bushing with Duralife® pump bushing	1	93-15	AE	K61901B
A100	Bushing (babbit) pump body	1	93-15	8628913	61005
A100	Bushing (Duralife®) pump body	1	93-15	79015	61005B
A100	Bushing (seal-sure) pump body	1	93-15	65005SS	61005X
A100	Bushing (knurled special) pump body	1	93-15	M70401	61005A
A101	Bushing (bronze) stator support (front)	1	93-15	8647954	35007A
A102	Bushing (bronze)(wide) stator shaft (rear)	1	93-15	8682887	61003A
A104	Bushing (bronze) reverse drum (front)	1	93-15	8642905	61006
A105	Bushing 1.886" od 47.64mm reverse drum (rear)	1	93-15	8628917	32001
C107	Bushing input sun gear (front)	1	93-15	8642906	61008
C108	Bushing input sun gear (rear)	1	93-15	8642906	61008
D110	Bushing reaction shaft (front)	1	93-15	8642908	61009
D111	Bushing reaction shaft (rear)	1	93-15	8642907	61010
D112	Bushing reaction sun gear	1	93-15	8642909	61011
D112	Bushing (wide) reaction sun gear	1	93-15	8642909W	61011A
G114	Bushing (babbit) case	1	93-15	8641118	35012
G114	Bushing (bronze) case	1	93-15	8641118	35012A
G115	Bushing (bronze w/dimples) extension housing	1	93-15	6260048	8008
G115	Bushing (babbit) 1.626" od extension housing	1	93-15	6260048	8008A
G115	Bushing (Duralife®) extension housing	1	93-15	24241501	8008B
<b>WASHERS/BEARINGS/RACES/SHIMS</b>					
K12	Kit, thrust bearing all	1	93-03	AE	K61906

ILL	DESCRIPTION	QTY	YEAR	REFERENCE #	PART #	
<b>WASHERS/BEARINGS/RACES/SHIMS (CONTINUED)</b>						
K14	Kit, thrust washer		w/popular selectives	1	93-03 AE	K61907
K14	Kit, washer		front and rear planetary	1	93-15 AE	K61441
K14	Kit, washer .025" (batwing type)		front and rear planetary	1	93-15 AE	K61442
K14	Kit, washer .030" (batwing type)		front and rear planetary	1	93-15 AE	K61443
A127	Thrust washer		pump stator to reverse drum	1	93-15 12338134	61401
B128	Bearing, thrust		stator shaft to sel washer	1	93-15 8642066	61466
B129	Washer .074"-.078" 1.87-1.97mm (#67)		input hsg to thrust brg	sel	93-15 8642067	61400
B129	Washer .080"-.084" 2.04-2.14mm (#68)		input hsg to thrust brg	sel	93-15 8642068	61400A
B129	Washer .087"-.091" 2.21-2.31mm (#69)		input hsg to thrust brg	sel	93-15 8642069	61400B
B129	Washer .094"-.098" 2.38-2.48mm (#70)		input hsg to thrust brg	sel	93-15 8642070	61400C
B129	Washer .101"-.105" 2.55-2.65mm (#71)		input hsg to thrust brg	sel	93-15 8642071	61400D
B129	Washer .107"-.111" 2.72-2.82mm (#72)		input hsg to thrust brg	sel	93-15 8642072	61400E
B129	Washer .114"-.118" 2.89-2.99mm (#73)		input hsg to thrust brg	sel	93-15 8642073	61400F
B129	Washer .121"-.125" 3.06-3.16mm (#74)		input hsg to thrust brg	sel	93-15 8642074	61400G
D132	Bearing, thrust		input housing to sun gear	1	93-15 8642162	61462
D134	Bearing, thrust		input carrier to reaction shaft	1	93-06 8642191	61491
D134	TB (thicker w/lip on outer diameter)		input carrier to reaction shaft	1	07-15 24236092	61491A
E137	Thrust washer (metal) 4 tabs		drive shell to reaction shaft	1	93-04 8642202	61403
D136	Thrust washer (plastic) 4 tabs		inner race to drive shell	1	93-15 8642331	35406A
D136	Bearing, thrust 73.7mm id 91mm od		drive shell to reaction shaft	1	01-15 24217328	61403B
D136	Thrust washer (plastic) 4 round tabs		inner race to heavy duty drive shell	1	93-15 SAP-42298W	61406A
E138	Bearing, thrust		rear planetary to ring gear hub	1	93-15 8642215	61415
E139	Bearing, thrust		rear ring gear hub to case	1	93-15 8642191	61491
F141	Washer		servo apply pin to return spring	1	93-15 8642107	61405
<b>SNAP RINGS</b>						
G168	Clip, cooler line retaining		quick disconnect	2	93-15 24205103	61704
<b>PUMP PARTS AND PUMPS</b>						
K10	NoYoYo® pump ring kit		up to 5500 RPM (TransGo)	1	93-15 700-PK™	K32804
K10	NoYoYo® pump ring kit		high RPM 5500 and over (TransGo)	1	93-15 700-PKH™	K32804H
K10	Pump ring kit		HP Superior	1	93-15 K77878	S61804
K43	Kit, rotor/slide		with 2 harden rings	1	93-97 AE	K32800A
K43	Kit, rotor slide, guide (13 vanes)		with 2 harden rings	1	97-15 AE	K32800B
K43	Kit, vane and ring		with 2 harden rings	1	93-97 8631280	K32801A
K43	Kit, vane and ring (13 vanes)		with 2 harden rings	1	97-15 n/a	K32801B
A55	Ring, sealing (solid)(not in kit)		fits under pump slide	1	93-15 8634079	32320
A57	Ring, pump vane (solid)		cast iron	2	93-15 8634086	32322
A57	Ring, pump vane (solid)		harden steel	2	93-15 8634086SP	32322SP
A125	Guide, rotor (10 vane type)		plastic	1	93-97 8654734	32422A
A125	Guide, rotor (13 vane type)		plastic	1	97-15 24205410	32422B
A175	Pump assy 1-pc cs (non/PWM)		stator #101/596/612 body #132/303/732	1	93-95 AE	61200F-R
A175	Pump assy 1-pc cs (PWM)		stator #504/838/955 body #073/836/951	1	95-99 AE	61200G-R
A175	Pump assy 7.250" (PWM)		stator #611/705 body #073/555 (1-pc case)	1	98-02 AE	61200H-R
A175	Pump assy 6.750" (PWM)		stator #611/705 body #073/555 (2-pc case)	1	98-02 AE	61200J-R
A175	Pump assy 7.250" (LCS .090" from edge)		stator #611/705 body #073/555 (2-pc case)	1	02-04 AE	61200K-R
A175	Pump assy 6.750" (LCS .090" from edge)		stator #611/705 body #073/555 (2-pc case)	1	02-04 AE	61200L-R
A175	Pump assy 7.250" (molded seal type)		stator #611/705 body #073 (2-pc case)	1	04-06 AE	61200M-R
A175	Pump assy 7.250" (molded seal type)		stator #075/672 body #073 (2-pc case)	1	04-06 AE	61200N-R
A175	Pump assy (molded seal type)(ISS type)		stator #075/672 body #073 (2-pc case)(7.250")	1	05-15 AE	61200P-R
A175	Pump assy (molded seal type)(ISS type)		stator #075/672 body #073 (2-pc case)(6.750")	1	05-15 AE	61200Q-R
A179	Slide, pump .709"-.710"		powdered metal	1	93-96 8634083	32803
A179	Slide, pump 18.007mm		powdered metal	1	97-15 24212482	32803E
A180	Spring, outer pump slide		pump body to pump slide	1	93-15 M70713P	61701
A181	Spring, inner pump slide		pump body to pump slide	1	93-15 M70713R	61702

# 4L60E•4L65E•4L70E•4L75E

4L60E•65E•70E•75E

ILL	DESCRIPTION	QTY	YEAR	REFERENCE #	PART #
<b>PUMP PARTS AND PUMPS (CONTINUED)</b>					
A182	Rotor, pump (10 vane)	1	93-97	8654389	32802A
A182	Rotor, pump (13 vane)	1	97-15	24205400	32802B
A183	Vane, pump	7/13	93-15	8631280	32800
A187	Shaft, stator	1	93-05	77918S-K	61969A
A187	Shaft, stator 7.250" length	1	98-05	SON-77918S-1K	61969B
A187	Shaft, stator 7.250" length	1	05-15	700-472DN	61969C
A187	Shaft, stator 6.8300" length	1	07-15	700-472EN	61969D
A195	Retainer, seal	1	93-15	8654491	61991
<b>HARD PARTS</b>					
A197	Drum, reverse (lg hole)	1	93-15	8663068	D61923A
A197	Drum, reverse (lg hole)	1	93-15	8663068	61923A
A197	Drum, reverse (lg hole)	1	93-15	8663068	61923A-R
A199	Retainer w/springs	1	93-15	8647284	61984-R
B200	Capsule, w/ball	1	93-15	8647037	61926
B201	Shaft, input 30 splines	1	98-05	AE	61731J
B202	Housing, input w/shaft 27 splines	1	93-02	24200902	61971G-R
B202	Housing, input w/shaft 30 splines	1	93-05	24200901	61971H
B202	Housing, input w/shaft 30 splines	1	93-05	24200901	61971H-R
B202	Housing, input w/shaft 30 splines	1	98-05	17803687	D61971J
B202	Housing, input w/shaft 30 splines	1	98-05	24209840	61971J
B202	Housing, input w/shaft 30 splines	1	98-05	24209840	61971J-R
B202	Hsg, input w/shaft 30 splines w/o pilot	1	05-15	24230653	61971K
B202	Hsg, input w/shaft 30 splines w/o pilot	1	05-15	24230653	61971K-R
B202	Housing, input w/shaft 30 splines w/o pilot	1	05-06	AE	61971L
B202	Housing, input w/shaft 30 splines w/o pilot	1	05-06	AE	61971L-R
B204	Piston, bonded rubber	1	93-15	24200290	61538
B208	Piston, aluminum	1	93-96	24201472	61941A-R
B208	Piston, bonded rubber	1	97-15	24205272	61534
C211	Retainer w/springs	1	93-96	8642153	61953-R
C211	Retainer w/springs, overrun clutch	1	97-15	24206085	61953A-R
C215	Gear, sun 1.995" height	1	93-98	8647093	61993-R
C215	Gear, sun (w/groove for tabs)	1	99-15	n/a	61993A-R
D217	Planetary, front 18T	1	93-06	8654134	61982
D217	Planetary, front	1	93-06	8654329	61982-R
D217	Planetary, front	1	93-06	8654134	D61982
D217	Planetary, front	1	03-06	24243874	61982A
D217	Planetary, front	1	03-15	24243874	D61982A
D218	Gear, ring 1 5/8" outer clutch splines	1	93-15	8663639	61994-R
D220	Shaft, reaction	1	93-06	8654259	61996-R
D220	Shaft, reaction	1	03-06	24217157	61996A
D220	Shaft, reaction	1	03-06	24217157	61996A-R
D220	Shaft, reaction	1	07-15	24241255	61996B
D221	Shell, drive	1	93-15	8663641	D61903
D221	Shell, drive	1	93-15	8663641	61903
D221	Shell, drive	1	93-15	8663641	61903-R
D221	Shell, drive	1	03-15	24229604	61903A
D221	Shell, drive	1	03-15	24217145	61903A-R
D221	Shell, drive (Monster)	1	93-15	n/a	61903D
D221	Shell, drive (the beast)	1	93-15	42298B	61903H
D222	Gear, sun	1	93-15	8642204	61997
D222	Gear, sun	1	93-15	8642204	61997-R
E224	Race, low/reverse sprag	1	93-15	8643300	35530-R
E225	Spring, anti clunk	1	93-15	6261415	61915-R



ILL	DESCRIPTION	QTY	YEAR	REFERENCE #	PART #	
<b>HARD PARTS (CONTINUED)</b>						
E226	Support, low/rev clutch (wide)	center support (w/sprag and race)	1	93-15	8673544	K61955-R
E228	Planetary, rear 4-pinion	w/oil slinger (reaction) (Delco)	1	93-15	24241240	D61730
E228	Planetary, rear 4-pinion	w/oil slinger (reaction)	1	93-15	8654132	61730
E228	Planetary, rear 4-pinion	reaction gear	1	93-15	8654200	61730-R
E228	Planetary, rear 5 pinions	reaction gear (Delco)	1	93-15	24227591	D61730A
E228	Planetary, rear 5 pinions	reaction gear	1	93-15	24227591	61730A
E228	Planetary, rear 5 pinions	reaction gear	1	93-15	24227591	61730A-R
E229	Gear, ring (hardened)	rear/internal	1	93-15	8667055	61916A-R
E230	Hub (rear ring gear)	support	1	93-15	8681491	61918
E230	Hub (rear ring gear)	support	1	93-15	8681491	61918-R
F233	Retainer w/springs	.303" to snap ring (low/rev clutch)	1	93-15	8642227	61927-R
F234	Piston, low/reverse	clutch	1	93-15	8685549	61920-R
F237	Sleeve, output (short)	clutch	1	93-06	6261062	61930-R
F237	Sleeve, output (long)	clutch	1	93-06	8654063	61930A
F240	Pin, apply 5.065" (2 rings)	2/4 servo	1	93-15	8680500	61957
F240	Pin, apply 5.015" (1 ring)	2/4 servo	1	93-15	8680499	61957A
F240	Pin, apply extra long	2/4 servo	1	93-11	APC-057301	61957C
F240	Pin, apply 5.120" (no ring)	2/4 servo	1	93-15	8680501	61957B
F240	Pin, extendo-pin .150"	2/4 servo	1	93-15	77605E	61957E
F240	Pin, extendo-pin .289"	2/4 servo	1	93-15	77605G	61957F
G250	Bolt, bell housing (torx)	2-peice case	8	98-15	24203265	24203265
G254	Fitting, cooler line 1/4"-18 ext	quick disconnect	2	06-06	24205102	24205102
G254	Fitting, cooler line 1/4"-18x25.4mm long	w/trans end (quick disconnect)	2	05-05	24233366	24233366
G259	Spring (purple)	3/4 accumulator	1	93-06	8634163	61706
G259	Spring (green)	1/2,3/4 accumulator	1	93-06	8654554	61706B
G259	Spring (white)	1/2,3/4 accumulator	1	93-06	8654183	61706A
G259	Spring (red)	3/4 accumulator	1	93-06	8634703	61706C
G259	Spring (plain)	1/2,3/4 acc (replaces orange w/o taper)	1	93-06	8673387	61706D
G259	Spring (orange w/taper)	1/2,3/4 acc	1	93-06	8663385	61706E
G260	Piston, (w/seal)(lg pin)	1/2,3/4 accumulator	1/2	93-06	K79878	K61985
G263	Rod, park	with flats	1	09-15	AE	61850A-R
G271	Shaft, shift	with flats on inside	1	09-15	AE	61862B-R
G274	Piston, (small pin)	1/2 accumulator	1	93-06	79879-1	61985A
G274	Piston	1/2 accumulator	1	03-06	4L65-ZACUS	61985B
G281	Piston, (aluminum)	forward accumulator	1	93-15	24200126	61983
G284	Spring, detent with roller	wider than early one	1	09-15	AE	61874A-R
n/i	Filler tube repair	o'ring holds it to dipstick	1	93-15	M99100A	96-140A
n/i	Wire, manual link	manual to rooster cone	1	93-15	8680731	61935A
n/i	Tube/check ball assembly	bullet 3/4 accumulator	1	93-15	8634400	61978
n/i	Kit, servo piston	Corvette	1	93-15	K79895	K61986
n/i	Super servo (largest apply area available)	quicker 4/3 dn shift/firmer 1/2	1	93-06	K-012	S61986
n/i	Spring, servo apply	2/4 band pin	1	93-15	K-004	61703
n/i	Spring, load release	3/4 helper spring	5	93-15	8667424	61705
n/i	Spring, load release replacement	individual springs	1	93-15	AE	61707
n/i	Kit, boost valve and sleeve .500" od	gives up to 236 psi forward	1	93-04	4L60E-Boost	K61988H
n/i	Kit, boost valve and sleeve .472" od	fits both early long and late short style	1	93-15	4L60E-Boost-472	K61988A
n/i	Kit, GM/SRTA lock-up upgrade	oversized	1	93-04	4L6-ISO-3	K61912
n/i	Capsule, TCC orifice feed (qty 5)	5 to bag	1	96-06	77831	096-004
n/i	Yoke, seal	fixes leaky drive shaft yoke	1	93-15	35746YS	96-107
n/i	Capsule, reverse piston	drives in piston	1	93-15	77761C	96-401
n/i	Case (w/neutral switch/cable bracket)	with bosses not drilled	1	93-98	24212401	61917
n/i	Case (w/neutral switch/cable bracket)	with ears cut off 2WD	1	95-97	24212157	61917A
n/i	Case (4.3 V/6)	wth ears cut off 4WD	1	93-96	24212151	61917B

# 4L60E•4L65E•4L70E•4L75E

4L60E•65E•70E•75E

ILL	DESCRIPTION	QTY	YEAR	REFERENCE #	PART #	
<b>HARD PARTS (CONTINUED)</b>						
n/i	Capsule, w/ball-low/reverse	in case	1	93-15	8663890	8663890
n/i	Bracket, force motor update	on valve body	1	93-15	8684217	8684217
n/i	Housing, adapter (4x4)	6 bolt (cast# 15005474)	1	96-06	15005474	61998
n/i	Housing, adapter (4x4)	6 bolt (cast# 15724744)	1	96-06	15724744	61999
n/i	Housing, adapter (4x4)	6 bolt (cast# 15726252)	1	96-06	15726252	61992
n/i	Housing, adapter (4x4)	6 bolt (cast# 15963697)	1	97-06	15963697	61990
n/i	Housing, adapter (4x4)	6 bolt (cast# 24231140)	1	06-15	24231140	61998A
<b>ELECTRICAL COMPONENTS</b>						
K41	Solenoid, master kit	all solenoids	1	93-95	MS-4L60E	25A-001
K41	Solenoid, master kit	all solenoids	1	96-02	MS-4L60E-96	25A-001A
A300	Sensor, input speed	fits on pump stator	1	05-07	24237866	15A-194
G303	Solenoid	3-2 downshift	1	96-08	24209121	5A-392A
G304	Solenoid (PWM)	95-up TCC PWM feel (93-95 3/2 downshift)	1/2	93-15	24227792	5A-393
G305	Solenoid	force motor PCS/EPC	1	93-02	24220158	5A-400
G305	Solenoid	force motor PCS/EPC	1	03-15	24224905	5A-400A
G306	Solenoid	shift "A" 1-2/3-4 and "B" 2-3	2	93-15	10478131	5A-390
G308	Switch, manifold pressure	bolts to valve body	1	93-08	24219581	15A-206
G309	Switch, manual lever position	bolts on outside of case	1	95-03	12450016	5A-97
G309	Switch, manual lever position	1 plug (bolts on the out side of case)	1	04-08	24221125	5A-97A
G309	Switch, manual lever position	4.3L tan w/seal (bolts on outside of case)	1	00-03	29540479	5A-98
G310	Switch, internal mode (IMS)	bolts inside case	1	09-15	24235261	24235261
G311	Solenoid (w/diode posi-lock connectors)	20-40 ohm	1	93-15	K-77929U	5A-144
G311	Solenoid, TCC (universal lock-up)	20 ohm	1	93-15	52-0203	5A-145
G312	Solenoid, TCC w/internal harness	torque converter clutch	1	93-02	350-0025	16A-101
G312	Solenoid, TCC w/internal harness	torque converter clutch	1	03-06	24222891	16A-101A
G312	Solenoid w/internal harness	lock-up/TCC (w/o input speed sensor)	1	03-05	24234280	24234280
G312	Solenoid, TCC w/internal harness	with/input speed sensor	1	05-15	24234138	16A-101B
G312	Solenoid w/interl harness 17 pins con	lock-up/TCC (w/internal mode switch)	1	09-15	24237980	16A-101D
n/i	Kit, repair EPC solenoid (w/reamer)	with/reamer	1	93-02	4L6-SOL-KIT	5A-400-RKR
n/i	Refill, repair kit-EPC solenoid	quantity 4	1	93-02	4L6-SOL-4	5A-400-RK
n/i	Harness, wiring repair	(MLPS)(7 wires)	1	95-15	15305887	16A-157
n/i	Harness, wiring repair	(MLPS)(4 wires)	1	95-06	15305925	16A-158
n/i	Harness, wiring repair	(external)	1	93-15	350-0014	16A-103
n/i	Harness, wiring repair	(ECM)	1	93-15	350-0063	16A-140
n/i	Harness, wiring repair	(PRNDL)	1	93-08	350-0077	16A-156
n/i	Harness, wiring repair	(VSS)	1	93-06	12101899	16A-159
n/i	Sensor, vehicle speed 2.080" od	(VSS)	1	93-96	8673299	05-106
n/i	Sensor, vehicle speed .920" od	(VSS)	1	96-15	10456194	05-107
<b>SPRAGS</b>						
C212	Sprag, assembly (28 elements)	forward	1	93-15	8657929	K61725A
C212	Sprag, assembly (28 elements)	forward	1	93-15	8657929	K61725A-R
C320	Sprag, (29 elements)	forward 3rd design	1	93-15	8663773/8654441	61725A
C320	Sprag, (28/29 elements)	forward)(rebuilt	1	93-15	8654441R	61725A-R
E322	Roller clutch (wide)	low/reverse	1	93-15	8663094	61503
<b>BONDED PISTONS</b>						
K43	Kit, bonded piston (bonded rubber)	all clutch pistons	1	93-15	A/E	K61585
A333	Seal, stamped steel molded rubber	pump to case (wedge type)	1	04-15	24226315	61532
B204	Piston, bonded rubber	3rd/4th clutch	1	94-15	24200290	61538
B208	Piston, bonded rubber	forward clutch	1	97-15	24205272	61534
B209	Piston, bonded rubber	overrun clutch	1	97-15	24205273	61530
<b>VALVE BODY/PUMP PLATES</b>						
G261	Valve body spacer plate (improved)	w/o PWM	1	93-94	46-PLT-94	61750
G261	Valve body spacer plate (improved)	1st design PWM	1	95-95	46-PLT-95	61751



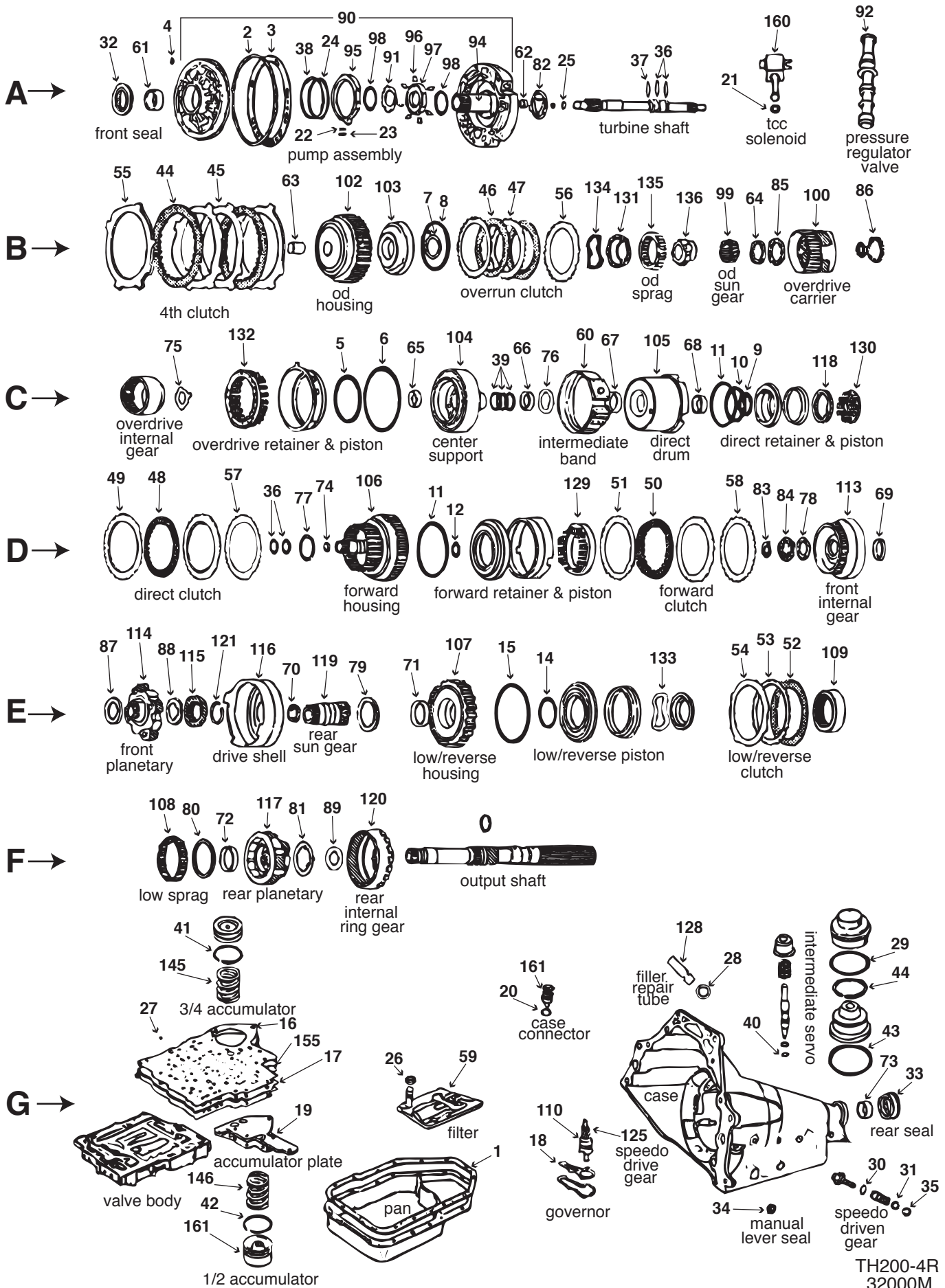
ILL	DESCRIPTION	QTY	YEAR	REFERENCE #	PART #
<b>VALVE BODY/PUMP PLATES (CONTINUED)</b>					
G261	Valve body spacer plate (improved) 2nd design PWM	1	96-06	46-PLT-96	61752
G261	Valve body spacer plate except Hybrid	1	07-15	46-PLT-07	61755
G261	Valve body spacer plate with V/8 engine bonded plate	1	06-15	24241786	61753
G261	Valve body spacer plate Transgo	1	09-15	46-PLT-09	61756
G261	Valve body spacer plate Corvette only	1	05-05	46-PLT-05V	61754
G261	Valve body spacer plate (stamped GJ) stamped GJ (obsolete)	1	93-93	8681278	8681278
G261	Valve body spacer plate obsolete	1	93-93	8682261	8682261
G261	Valve body spacer plate stamped JV	1	93-93	8684122	8684122
G261	Valve body spacer plate stamped JW	1	93-93	8684123	8684123
G261	Valve body spacer plate stamped JX (obsolete)	1	93-93	8684124	8684124
G261	Valve body spacer plate stamped JY	1	93-93	8684125	8684125
G261	Valve body spacer plate stamped JZ (obsolete)	1	93-93	8684126	8684126
G261	Valve body spacer plate stamped KO	1	94-94	8686011	8686011
G261	Valve body spacer plate stamped KP	1	94-94	8686012	8686012
G261	Valve body spacer plate stamped KS	1	94-94	8686013	8686013
G261	Valve body spacer plate stamped KT	1	94-94	8686037	8686037
G261	Valve body spacer plate stamped KU	1	94-94	8686038	8686038
G261	Valve body spacer plate stamped KV	1	94-94	8686039	8686039
G261	Valve body spacer plate stamped KW	1	94-94	8686040	8686040
G261	Valve body spacer plate stamped KX	1	94-94	8686041	8686041
G261	Valve body spacer plate stamped KY	1	94-94	8686042	8686042
G261	Valve body spacer plate stamped KZ	1	94-94	8686043	8686043
G261	Valve body spacer plate stamped LA	1	94-94	8686044	8686044
G261	Valve body spacer plate stamped LB	1	94-94	8686045	8686045
G261	Valve body spacer plate stamped LC	1	94-94	24200361	24200361
G261	Valve body spacer plate stamped LD	1	94-94	24200608	24200608
G261	Valve body spacer plate stamped LE	1	94-94	24200609	24200609
G261	Valve body spacer plate stamped LL (obsolete)	1	94-94	24201477	24201477
G261	Valve body spacer plate stamped LM (obsolete)	1	94-94	24201478	24201478
G261	Valve body spacer plate stamped LN	1	94-94	24201479	24201479
G261	Valve body spacer plate stamped LO (obsolete)	1	94-94	24201480	24201480
G261	Valve body spacer plate stamped KA	1	94-94	24202371	24202371
G261	Valve body spacer plate stamped KB (obsolete)	1	94-94	24202372	24202372
G261	Valve body spacer plate stamped MP	1	95-95	24201484	24201484
G261	Valve body spacer plate stamped MS	1	95-95	24201485	24201485
G261	Valve body spacer plate stamped MT	1	95-95	24201486	24201486
G261	Valve body spacer plate stamped MU	1	95-95	24201487	24201487
G261	Valve body spacer plate stamped MV	1	95-95	24201488	24201488
G261	Valve body spacer plate stamped MX	1	95-95	24201490	24201490
G261	Valve body spacer plate (stamped MY) stamped MY	1	95-95	24201491	24201491
G261	Valve body spacer plate stamped MZ	1	95-95	24201492	24201492
G261	Valve body spacer plate stamped MW	1	95-95	24201489	24201489
G261	Valve body spacer plate stamped NA	1	95-95	24201493	24201493
G261	Valve body spacer plate stamped NB	1	95-95	24201494	24201494
G261	Valve body spacer plate stamped NC	1	95-95	24202313	24202313
G261	Valve body spacer plate stamped ND	1	95-95	24202314	24202314
G261	Valve body spacer plate stamped NE	1	95-95	24202813	24202813
G261	Valve body spacer plate stamped NG	1	95-95	24203084	24203084
G261	Valve body spacer plate stamped PG	1	96-99	24203283	24203283
G261	Valve body spacer plate stamped NH	1	95-95	24203918	24203918
G261	Valve body spacer plate stamped PW	1	96-96	24203946	24203946
G261	Valve body spacer plate stamped PL	1	96-96	24203947	24203947
G261	Valve body spacer plate stamped PM	1	96-96	24203948	24203948

4L60E•4L65E•4L70E•4L75E

4L60E•65E•70E•75E

ILL	DESCRIPTION	QTY	YEAR	REFERENCE #	PART #
<b>VALVE BODY/PUMP PLATES (CONTINUED)</b>					
G261	Valve body spacer plate stamped PN	1	96-96	24203949	24203949
G261	Valve body spacer plate stamped PC	1	96-99	24221136	24221136
G261	Valve body spacer plate stamped PP	1	96-96	24203950	24203950
G261	Valve body spacer plate stamped PT	1	96-96	24203952	24203952
G261	Valve body spacer plate stamped PS	1	96-00	24203951	24203951
G261	Valve body spacer plate stamped PU	1	96-00	24203953	24203953
G261	Valve body spacer plate stamped PA	1	96-99	24203222	24204435
G261	Valve body spacer plate stamped PD	1	96-99	24203225	24203225
G261	Valve body spacer plate stamped PY	1	96-97	24204438	24204438
G261	Valve body spacer plate stamped SC	1	96-00	24205978	24205978
G261	Valve body spacer plate stamped SD	1	96-99	24205979	24205979
G261	Valve body spacer plate stamped PZ	1	96-97	24207492	24207492
G261	Valve body spacer plate stamped SE	1	97-00	24207864	24207864
G261	Valve body spacer plate stamped TC	1	99-00	24210523	24210523
G261	Valve body spacer plate stamped TB	1	98-00	24210565	24210565
G261	Valve body spacer plate stamped IPA	1	01-03	24218156	24218156
G261	Valve body spacer plate stamped IPC	1	01-01	24218157	24218157
G261	Valve body spacer plate stamped IPG	1	01-06	24218158	24218158
G261	Valve body spacer plate stamped ISE	1	01-02	24218159	24218159
G261	Valve body spacer plate stamped IPS	1	01-02	24218160	24218160
G261	Valve body spacer plate stamped IPU	1	01-06	24218161	24218161
G261	Valve body spacer plate stamped ITA	1	01-15	24218162	24218162
G261	Valve body spacer plate stamped ITC	1	01-07	24218163	24218163
G261	Valve body spacer plate stamped ITJ	1	02-07	24220200	24220200
G261	Valve body spacer plate stamped TM	1	04-07	24220980	24220980
G261	Valve body spacer plate stamped PA/PX	1	96-99	224221135	24221135
G261	Valve body spacer plate stamped TA	1	98-00	24221141	24221141
G261	Valve body spacer plate stamped IPC	1	02-04	24221142	24221142
G261	Valve body spacer plate stamped TP	1	05-15	24230162	24230162
G261	Valve body spacer plate stamped PM	1	06-15	24230163	24230163
G261	Valve body spacer plate stamped TT	1	06-15	24233900	24233900
G261	Valve body spacer plate stamped PH	1	07-15	24235177	24235177
G261	Valve body spacer plate stamped 2SL	1	09-15	24238166	24238166
G261	Valve body spacer plate w/o gaskets	1	05-15	24223421	24223421
G261	Valve body spacer plate stamped 2SK	1	09-15	24238223	24238223
G261	Valve body spacer plate stamped PO	1	07-15	24238646	24238646
G261	Valve body spacer plate stamped TB	1	08-15	24239053	24239053
G261	Valve body spacer plate stamped PV	1	08-15	24240307	24240307
G261	Valve body spacer plate (stamped IHV)	1	08-15	24241778	24241778
G261	Valve body spacer plate (stamped IHO)	1	08-15	24241779	24241779
G261	Valve body spacer plate (stamped IHH)	1	07-15	24241780	24241780
G261	Valve body spacer plate (stamped IHP)	1	07-15	24241781	24241781
G261	Valve body spacer plate (stamped IHA)	1	07-15	24241784	24241784
G261	Valve body spacer plate (stamped IHJ)	1	07-07	24241782	24241782
G261	Valve body spacer plate (stamped IHA)	1	07-15	24241785	24241785
G261	Valve body spacer plate (stamped IHC)	1	07-07	24241783	24241783
G261	Valve body spacer plate (stamped IHT)	1	07-07	24241786	24241786
G261	Valve body spacer plate (stamped IHM)	1	08-15	24243215	24243215
G261	Valve body spacer plate (stamped IHK)	1	08-15	24243216	24243216
G261	Valve body spacer plate (stamped 2SY)	1	09-15	24245346	24245346
G261	Valve body spacer plate (stamped 2SS)	1	09-15	24245348	24245348





TH200-4R  
32000M

ILL	DESCRIPTION		QTY	YEAR	REFERENCE #	PART #
<b>TECHNICAL MANUALS</b>						
K53	Tech manual TH200-4R dis/assembly	diagnosis/troubleshooting	1	81-90	83-2004RTM	010-304
<b>REBUILDER KITS</b>						
K4	Master deluxe rebuild kit	w/servo lip seals	1	81-90	AE	K3200M-R
K5	Master kit w/steels	w/servo lip seals	1	81-90	AE	K3200M
K6	Master kit w/o steels	w/servo lip seals	1	81-90	AE	K3200M-LS
K7	O/H gasket set w/seals-rings	w/servo lip seals	1	81-90	AE	K32900M
K8	External seal kit	TH200-4R	1	81-90	AE	K32900M-2
K11	Gasket and seal kit	w/servo lip seals	1	81-90	AE	K32900M-1
K28	Kit, lip seal	servo	1	84-90	AE	K32900-3
<b>VALVE BODY KITS</b>						
K15	Shift Kit®	correct 3-2 cut loose/soft shifts	1	81-90	SK® 200-4R	K32908M
K15	Shift Improver Kit	TH200-4R	1	81-90	35265	114-35265
K15	Transpak™	TH200-4R	1	81-90	35229	114-35229
K15	Reprogramming Kit™	high performance/race w/2nd servo piston	1	81-90	2004R-HD2	2004R-3
K15	Shift Correction Package	TH200-4R	1	81-90	K200-4R	S32908M
K15	Shift Correction Package	high performance	1	81-90	K200-4R-HP	K200-4R-HP
K15	High gear lock-up package	TH200-4R	1	81-90	K013	K013
<b>GASKETS AND RUBBER COMPONENTS</b>						
G1	Gasket, oil pan	neoprene/cork	1	81-90	8634198	13910X
G1	Gasket, oil pan	Duraprene®	1	81-90	8657387	13910D
F2	Seal, lathe cut	pump to case	1	81-90	8634046	13980
F3	Gasket	pump to case	1	81-90	8634047	13981
F4	Washer, coated	pump bolts	6	81-90	8626281	13268A
C5	Lip seal	4th clutch (inner)	1	81-90	8635562	13972
C6	Lip seal	4th clutch (outer)	1	81-90	8634024	13973
B7	Lip seal	overrun clutch (inner)	1	81-90	8634054	13974
B8	Lip seal	overrun clutch (outer)	1	81-90	8634053	13975
C9	Lip seal	direct clutch (inner)	1	79-85	8628079	13963
C10	Lip seal	direct clutch (center)	1	81-90	8630295	13959
CD11	Lip seal	direct/forward clutch (outer)	2	81-90	8628078	13961
D12	Lip seal	forward clutch (inner)	1	81-90	8630102	13962
E14	Lip seal	low/reverse clutch (inner)	1	81-90	8628246	13960
E15	Lip seal	low/reverse clutch (outer)	1	81-90	8628364	13964
G16	Gasket, valve body	spacer plate to case (upper)	1	81-90	8639029	13976
G17	Gasket, valve body	spacer plate to valve body (lower)	1	81-90	8639022	13977
G18	Gasket	governor cover	1	81-90	8634477	13978
G19	Gasket, accumulator housing	TH200-4R	1	81-90	8634166	13979
G20	O'ring	case connector	1	81-90	10054241	3410L
A21	O'ring	lock-up/TCC solenoid	1	81-90	8634188	3665
A22	Seal (teflon)	pump slide	1	81-90	8631877	13768
A23	Seal (round rubber)	pump slide	1	81-90	8631283	13762
A24	O'ring	pump slide	1	81-90	8634088	13982
A25	O'ring	input shaft	1	81-90	8630049	13917
A25	O'ring (teflon coated/green)	input shaft	1	81-90	8662686	13766
G26	Multi lip seal	filter (retro w/late filter)	1	81-06	8657767	13745
G27	Ball, check .250" od (viton)	valve body	5	81-90	6261179	13924
G28	Multi lip seal (boot)	filler tube	1	81-90	1259475	13925
G29	O'ring	intermediate servo cover	1	81-90	8628136	13920
G30	O'ring	speedo housing	1	81-90	8622076	3718L
G31	Lip seal w/spring	with spring	1	81-90	1240382HD	3991L
G31	Lip seal w/o spring	w/o spring	1	81-90	1240382	3991LS
n/i	Seal, lathe cut (beveled)	1-2/3-4 accumulator piston	1	81-90	8635568	13965
n/i	Cup, plug	parking pawl	1	81-90	8620318	13970



# TH200-4R•200-4R

TH200-4R

ILL	DESCRIPTION	QTY	YEAR	REFERENCE #	PART #
<b>GASKETS AND RUBBER COMPONENTS (CONTINUED)</b>					
n/i	Multi lip seal (boot) detent cable	1	81-90	25518260	13581
<b>METAL CLAD SEALS</b>					
A32	Seal, metal clad front	1	81-90	8657116	61151A
G33	Seal, metal clad 2 3/8" od (w/o boot) extension housing	1	81-06	1243402	8850B
G34	Seal, metal clad manual lever shaft	1	81-90	8623056	38511
G35	Seal, metal clad speedo driven gear/small metal housing	1	81-90	2558260	38511X
n/i	Retainer, seal front	1	81-90	8654491	61991
<b>SEALING RINGS</b>					
K10	Kit, sealing ring metal	1	81-90	AE	K32903M
K10	Kit, sealing ring teflon	1	81-90	AE	K32903MT
AD36	Ring, sealing (metal) 1.063" od turbine shaft to forward housing shaft	4	81-90	8628090	32301
AD36	Ring, sealing (teflon) 1.063" od turbine shaft to forward housing shaft	4	81-90	8628090	32301T
A37	Ring, sealing (teflon)(solid) turbine shaft	1	81-90	8634598	32326T
A38	Ring, sealing (solid)(not in kit) pump slide to pump body	1	81-90	8634079	32320
C39	Ring, sealing center support	3	81-90	8634156	32321
G40	Ring, sealing intermediate band apply pin	2	81-90	8630120	32323T
G41	Ring, sealing (teflon) 1.998" od 3-4 accumulator piston	1	81-90	8628275	32302T
G42	Ring, sealing (teflon) 1-2 accumulator piston	1	81-90	8634390	32325T
G42	Ring, sealing (metal) 1-2 accumulator piston	1	81-90	8634390	32325
G43	Ring, sealing (teflon) intermediate servo (inner)	1	81-90	8628123	32303T
G44	Ring, sealing (teflon) 2.360" od intermediate servo (outer)	1	81-90	862897	32306T
n/i	Ring, sealing (teflon) governor shaft	1	81-90	8632588	32315T
n/i	Ring, sealing (teflon) 1.96" od intermediate servo (inner piston)	1	81-84	8630568	32311T
<b>CLUTCH PLATES</b>					
B44	Friction .080" 6.890" od 36T 4th clutch (overdrive)	2	81-90	8657170	32107
B45	Steel .080" 5.845" id 6T 4th clutch (overdrive)	3	81-90	8634026	32109
B45	Steel .080" 5.845" id 6T (Kolene®) 4th clutch (overdrive)	3	81-90	8634026	32109K
B46	Friction .088" 5.090" od 40T overrun clutch	2	81-90	8657031	32108
B47	Steel .083" 3.954" id 36T overrun clutch	2	81-90	8634050	32110
B47	Steel .080" 3.954" id 36T (Kolene®) overrun clutch	2	81-90	8634050	32110K
D48	Friction .078" 5.225" od 30T direct clutch	4/5	81-90	8648350	32103
D48	Friction .078" 5.225" od 30T direct clutch	ar	81-90	8648350HP	32103H
D49	Steel .090" 4.342" id 30T direct clutch	5/6	81-90	8628484	32104
D49	Steel .090" 4.342" id 30T (Kolene®) direct clutch	5/6	81-90	8628484	32104K
D49	Steel .100" 4.342" id 30T direct clutch	ar	81-85	86284840S	32104X
D50	Friction .078" 5.225" od 30T forward clutch	4/5	81-90	8648350	32103
D50	Friction .078" 5.225" od 30T forward clutch	4/5	81-90	8648350HP	32103H
D51	Steel .078" 4.342" id 30T forward clutch	5/6	81-90	8628448	32100
E52	Friction .075" 5.525" od 44T low/reverse clutch	4/6	81-90	8648351	32102A
E52	Friction .075" 5.525" od 44T low/reverse clutch	4/6	81-90	8628225HP	32102H
E53	Steel .078" 4.691" id 44T low/reverse clutch	6	81-90	8628224	32101
E53	Steel .078" 4.691" id 44T (Kolene®) low/reverse clutch	6	81-90	8628224	32101K
E53	Steel .088" 4.691" id 44T low/reverse clutch	ar	81-90	86282240S	32101X
n/i	Steel, waved .062" 4.342" id 30T forward clutch (cushion)	ar	81-90	8628085	32105
n/i	Steel, waved .078" 4.691" id 44T low/reverse clutch (cushion)	ar	81-90	8633371	32101A
<b>PRESSURE PLATES</b>					
B55	Pressure plate .198" 5.02mm 4th clutch	1	81-90	8634866	32714C-R
B56	Pressure plate .198" 5.02mm overrun clutch	1	81-90	8634052	32714B-R
D57	Pressure plate .180" 4.55mm direct clutch	1	81-90	8632570	32714A-R
D58	Pressure plate .250" 6.25mm forward clutch	1	81-90	8628088	32714-R
<b>FILTERS</b>					
K9	Kit, filter neoprene/cork	1	81-90	AE	FK32710M
K9	Kit, filter Duraprene®	1	81-90	AE	DK32710M



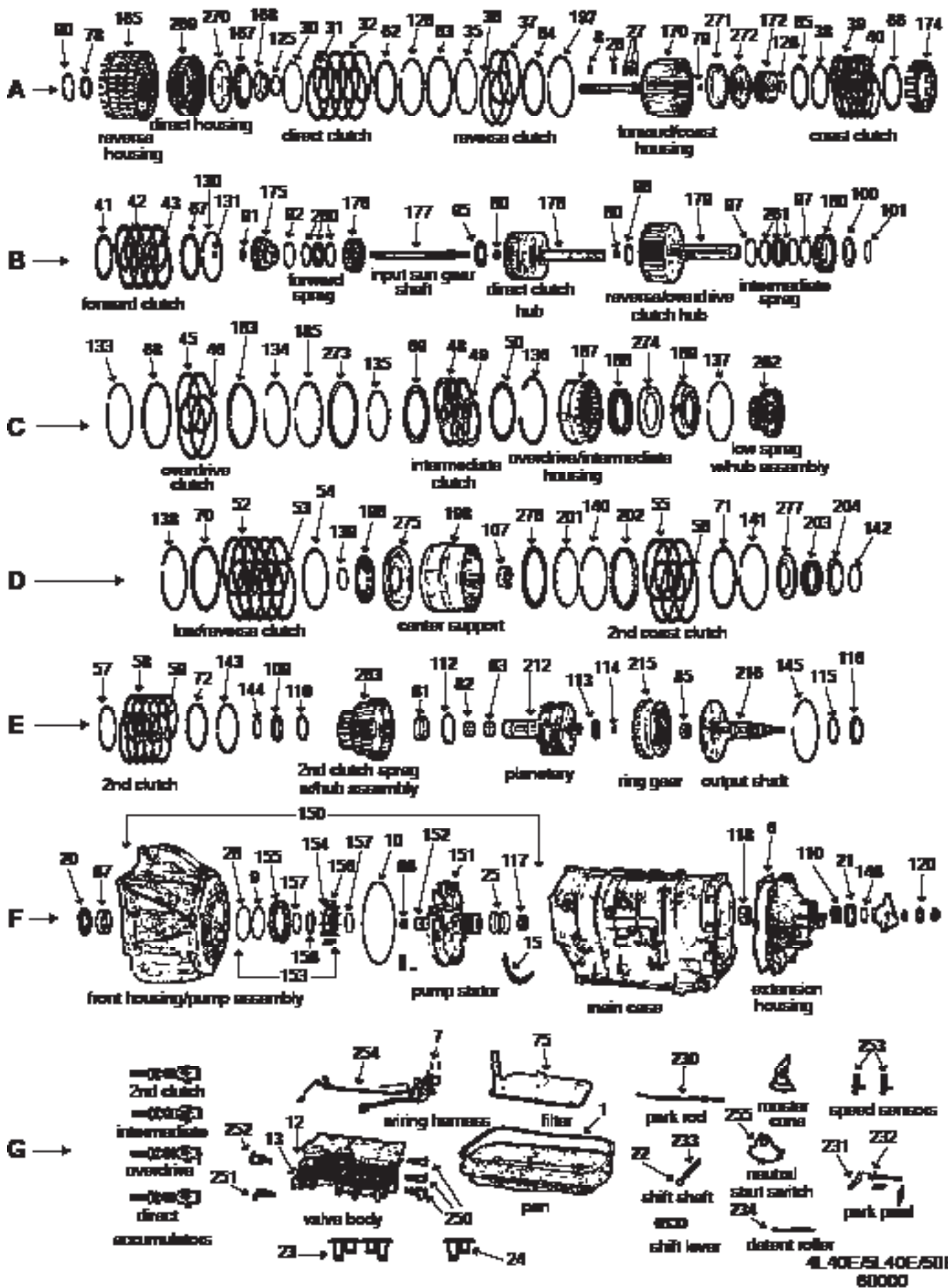
ILL	DESCRIPTION	QTY	YEAR	REFERENCE #	PART #
<b>FILTERS (CONTINUED)</b>					
G59	Filter TH200-4R	1	81-90	8634223	32710M
n/i	Screen, filter lock-up/TCC solenoid	1	81-90	8627509	34713
<b>BANDS</b>					
C60	Band, flex intermediate	1	81-90	8628098	32700F
<b>BUSHINGS</b>					
K13	Kit, bushing 12 pieces	1	81-90	AE	K32901M
A61	Bushing (babbit) pump body	1	81-90	8628913S	61005
A61	Bushing (knurled special) pump body	1	81-90	M70401	61005A
A61	Bushing (Duralife®) pump body	1	81-90	79015	61005B
A61	Bushing (seal-sure) pump body	1	81-90	65005SS	61005X
A62	Bushing (bronze) stator shaft (front)	1	81-90	8628915	32006
B63	Bushing overrun clutch housing	1	81-90	8634908	32017
B64	Bushing overdrive carrier (planetary)	1	81-90	8631905	51011
C65	Bushing 29.8mm od center support (front)	1	81-90	8634907	32019
C66	Bushing 33.8mm od center support (rear)	1	81-90	8634913	32020
C67	Bushing 58.0mm od direct clutch drum (front)	1	81-90	8634919	32000A
C68	Bushing 1.886" od 47.64mm direct clutch drum (rear)	1	81-90	88634918	32001
D69	Bushing front internal gear (long)	1	81-90	8630990	32002A
E70	Bushing rear sun gear	1	81-90	8628928	32007
E71	Bushing low/reverse clutch housing	1	81-90	8628929	32008
F72	Bushing rear planetary	1	81-90	8628947	32004
G73	Bushing (bronze w/dimples) extension housing (w/27 spline output)	1	81-90	6260048	8008
G73	Bushing (babbit) 1.626" od extension housing	1	81-90	6260048	8008A
G73	Bushing (Duralife ®) extension housing	1	81-90	24241501	8008B
D74	Bushing forward clutch housing	1	81-90	8634925	32015
<b>WASHERS/BEARINGS/RACES/SHIMS</b>					
K12	Kit, bearing TH200-4R	1	81-90	AE	K32906M
K14	Kit, thrust washer inc 1 selective per group	1	81-90	AE	K32907M
K14	Kit, thrust washer TH200-4R	2	81-90	AE	K51442
K14	Kit, planetary carrier washer 1 each selective	1	81-90	AE	K32907B
K14	Kit, planetary carrier washer 1 each selective	1	81-90	AE	K32907A
C75	Thrust washer internal gear to center support	1	81-90	8634146	32420
C76	Thrust washer center support to direct drum	1	81-90	8634157	32421
D77	Thrust washer direct drum to forward housing	1	81-90	8628091	32402
D78	Thrust washer selective washer to front internal gear	1	76-87	8628765	32403
E79	Washer, thrust (metal) .060" (4 tabs) drive shell to low/reverse housing	1	81-90	8628549	32406
E79	Washer, thrust (plastic) .060" (4 tabs) drive shell to low/reverse housing	1	81-90	8628766	32406A
E79	Thrust washer (plastic) .080" drive shell to low/reverse housing (thick)	ar	81-90	86287660S	32406X
F80	Thrust washer (plastic) low roller clutch race to rear planetary	1	81-90	8628182	32408
F80	TB, rear carrier to low race low roller clutch race to rear planetary	1	84-90	8648389	32408A
F81	Thrust washer (metal) rear planetary to rear internal gear	1	81-90	8628188	32409
A82	TW (plastic) .169" (scarlet #1) overdrive housing to pump	sel	81-90	8634120	32600
A82	TW (plastic) .174" (white #2) overdrive housing to pump	sel	81-90	8634121	32600A
A82	TW (plastic) .178" (brown #3) overdrive housing to pump	sel	81-90	8634122	32600B
A82	TW (plastic) .184" (gray #4) overdrive housing to pump	sel	81-90	8634123	32600C
A82	TW (plastic) .188" (yellow #5) overdrive housing to pump	sel	81-90	8634124	32600D
A82	TW (plastic) .193" (blue #6) overdrive housing to pump	sel	81-90	8634125	32600E
A82	TW (plastic) .198" (purple/pink #7) overdrive housing to pump	sel	81-90	8634386	32600F
A82	TW (plastic) .202" (orange/black #8) overdrive housing to pump	sel	81-90	8634387	32600G
A82	TW (plastic) .207" 5.20mm (green #9) overdrive housing to pump	sel	81-90	8634388	32600H
D83	TW (plastic) .068" (white #1) forward housing to output shaft	sel	76-90	8639291	32400
D83	TW (plastic) .073" (neutral #2) forward housing to output shaft	1	81-90	8639292	32400A
D83	TW (plastic) .078" (black #3) forward housing to output shaft	1	81-90	8639293	32400B

# TH200-4R•200-4R

TH200-4R

ILL	DESCRIPTION		QTY	YEAR	REFERENCE #	PART #
<b>WASHERS/BEARINGS/RACES/SHIMS (CONTINUED)</b>						
D83	TW (plastic) .083" (green #4)	forward housing to output shaft	1	81-90	8639294	32400C
D83	TW (plastic) .088" (red #5)	forward housing to output shaft	1	81-90	8639295	32400D
D83	TW (plastic) .093" (purple #6)	forward housing to output shaft	1	81-90	8639296	32400E
D83	TW (plastic) .098" (brown #7)	forward housing to output shaft	1	81-90	8639297	32400F
D83	TW (plastic) .103" (orange #8)	forward housing to output shaft	1	81-90	8639298	32400G
D83	TW (plastic) .108" (yellow #9)	forward housing to output shaft	1	81-90	8639299	32400H
D83	TW (plastic) .113" (lt blue #10)	forward housing to output shaft	1	81-90	8639300	32400J
D83	TW (plastic) .118" (lt tan #11)	forward housing to output shaft	1	81-90	8639301	32400K
D83	TW (plastic) .123" (tan #12)	forward housing to output shaft	1	81-90	8639302	32400L
D83	TW (plastic) .128" (rose #13)	forward housing to output shaft	1	81-90	8639303	32400M
D83	TW (plastic) .133" (lt green #14)	forward housing to output shaft	1	81-90	8639304	32400N
D83	TW (plastic) .138" (smoke #15)	forward housing to output shaft	1	81-90	8639305	32400P
D84	TW (metal) .117" (orange #1)	output shaft snap ring to brass TW	1	81-90	8628161	32212
D84	TW (metal) .124" (white #2)	output shaft snap ring to brass TW	1	81-90	8628162	32212A
D84	TW (metal) .131" (yellow #3)	output shaft snap ring to brass TW	1	81-90	8628163	32212B
D84	TW (metal) .138" (yellow #4)	output shaft snap ring to brass TW	1	81-90	8628164	32212C
D84	TW (metal) .145" (red #5)	output shaft snap ring to brass TW	1	81-90	8628165	32212D
D84	TW (metal) .152" (brown #6)	output shaft snap ring to brass TW	1	81-90	8628166	32212E
D84	TW (metal) .159" (green #7)	output shaft snap ring to brass TW	1	81-90	8628167	32212F
D84	TW (metal) .166" (black #8)	output shaft snap ring to brass TW	1	81-90	8628168	32212G
D84	TW (metal) .173" (pink #9)	output shaft snap ring to brass TW	1	81-90	8628169	32212H
D84	TW (metal) .100" (gold #10)	output shaft snap ring to brass TW	1	81-90	8630911	32212J
B85	Bearing, thrust	overdrive sun gear to overdrive planetary	1	81-90	8634035	32425B
B86	Bearing, thrust	overdrive planetary to od internal gear	1	81-90	8634035	32425B
E87	Bearing, thrust	front internal gear to front planetary	1	81-90	8628202	32404
E88	Bearing, thrust	front planetary to front sun gear	1	81-90	8633875	32405
F89	Bearing, thrust	rear planetary to rear internal gear	1	81-90	8628962	32409A
<b>SNAP RINGS</b>						
E121	Snap ring	drive shell to sun gear	1	81-90	8623105	32733-R
<b>PUMP PARTS AND PUMPS</b>						
K10	NoYoYo® pump ring kit	up to 5500 RPM	1	81-90	700-PK™	K32804
K10	NoYoYo® pump ring kit	high rev 5500 and over	1	81-90	700-PKH™	K32804H
K10	Pump ring kit	TH200-4R	1	81-90	K77877	S32804
K38	Kit, pump springs	TH200-4R	1	81-90	AE	32879
K43	Kit, vane and ring (7 vane)	TH200-4R	1	81-86	8634904	K32801
K43	Kit, vane and ring	TH200-4R	1	81-90	8631280	K32801A
K43	Kit, rotor/slide	TH200-4R	1	81-90	AE	K32800A
A90	Pump assembly	TH200-4R	1	81-90	AE	32200C-R
A91	Guide, rotor (7 vane type)	TH200-4R	1	81-86	8654733	32422
A91	Guide, rotor (10 vane type)	will retro w/late rotor	1	87-90	12337830	32422A
A92	Valve, pressure regulator	TH200-4R	1	81-90	8637546	61964
A94	Shaft, stator (heat treated)	TH200-4R	1	81-90	65917S	32969M
A95	Slide, pump .709"-.710"	TH200-4R	1	81-90	8634083	32803
A96	Vane, pump	TH200-4R	7/10	81-90	8631280	32800
A96	Rotor, pump (10 vane)	will retro w/late guide	1	81-90	8654389	32802A
F98	Ring, pump vane (solid)	cast iron	2	81-90	8634086	32322
F98	Ring, pump vane (solid)	harden steel	2	81-90	8634086SP	32322SP
<b>HARD PARTS</b>						
B99	Gear, sun	overdrive	1	81-90	8634033	32833-R
B100	Planetary	overdrive	1	81-90	8678912	32817-R
B102	Housing, overdrive clutch	TH200-4R	1	81-90	8634107	32723M-R
B103	Piston	overdrive clutch	1	81-90	8634110	32724M-R
C104	Support, center	TH200-4R	1	81-90	8634140	32748M-R

ILL	DESCRIPTION	QTY	YEAR	REFERENCE #	PART #
<b>HARD PARTS (CONTINUED)</b>					
C105	Housing, direct clutch	1	81-90	8634916	32726M-R
D106	Housing, forward clutch	1	81-90	8634926	32725M-R
E107	Housing, low/reverse	1	81-90	8628212	32727-R
E109	Race, inner	1	81-90	8628184	32430-R
G110	Governor, assembly	1	81-90	8634927	32827-R
D113	Gear, front internal	1	81-90	8639947	32748-R
E114	Planetary	1	81-90	8628174	32747-R
E115	Gear, sun	1	81-90	8628190	32728A-R
E116	Shell, drive	1	81-90	8648484	32729
E116	Shell, drive	1	81-90	8648484	32729-R
F117	Planetary	1	81-90	8657064	32730A-R
C118	Guide, for retainer w/springs	1	81-90	8630195	32751-R
E119	Gear, sun	1	81-90	8628206	32728B-R
F120	Gear, rear internal	1	81-90	8628196	32749-R
G128	Filler tube repair	1	81-90	M99100A	96-140A
D129	Retainer, w/springs	1	81-90	8628492	32751A-R
C130	Guide, for retainer w/springs	1	81-90	8630096	32751-R
B131	Retainer, spring	1	81-90	8634061	32961-R
C132	Retainer, w/springs	1	81-90	8634022	32751C-R
E133	Spring, waved	1	81-90	8628222	32551-R
B134	Spring, waved	1	81-90	8634116	32551A-R
B136	Cam (inner race)	1	81-90	8634038	32838-R
G145	Spring (purple)	1	81-90	8634163	61706
G145	Spring (red)	1	81-90	8634703	61706C
G146	Spring	1	81-85	8634391	32891
G161	Piston, (w/seal)(lg pin)	1	81-90	8635909	K61985
G155	Valve body spacer plate	1	81-87	8639139	8639139
G155	Valve body spacer plate	1	81-90	8657010	8657010
G156	Cable, detent	1	77-90	K65940U	63-399
n/i	Check valve w/ball	1	81-90	8633748	32764
n/i	Pin, servo extendo	1	81-90	65786E	32708E
n/i	Pin, throttle valve boost	1	81-90	M12712	51966
n/i	Super servo	1	81-90	K014	32986
<b>ELECTRICAL COMPONENTS</b>					
A160	Solenoid (PT, IG1)	1	82-90	8634967	5A-118
A160	Solenoid (PT,EG,W/4)	1	82-90	8634960	5A-119
A160	Solenoid (w/diode posi-lock connectors)	1	82-90	K-77929U	5A-144
A160	Solenoid (PT, 1G2, W/GR)	1	84-87	8634961	5A-120
A160	Solenoid (PT, EG, W/4, W/GR)	1	84-90	8639900	5A-122
A160	Solenoid	1	84-90	8639901	5A-121
G161	Connector, electrical (3 terminal square)	1	81-90	8634383	25A-103
G161	Connector, electrical (4 terminal square)	1	82-90	8635152	25A-104
n/i	Switch, pressure (1 terminal)	1	81-90	8634475	15A-112
n/i	Switch, pressure (2 terminals)	1	81-90	8634333	15A-111
n/i	Switch (w/tube)	1	81-90	8634463	15A-116
n/i	Switch (w/tube 2 prongs)	1	82-90	8634853	15A-117
n/i	Switch, pressure (non-grounding)	1	82-90	15A-133	15A-133
<b>SPRAGS</b>					
F108	Sprag, roller clutch	1	81-90	8628183	32502
B135	Roller clutch	1	81-90	8634049	32849
<b>SPEEDO GEARS</b>					
G125	Gear, speedo 13T (plastic)	1	81-90	8634934	02-256
G125	Gear, speedo 12T (plastic)	1	81-90	8634935	02-258
G125	Gear, speedo 14T (plastic)	1	81-90	8634965	02-260



ILL	DESCRIPTION		QTY	YEAR	REFERENCE #	PART #
<b>TECHNICAL MANUALS</b>						
K53	Tech manual 4L40E/50E dis/assembly	diagnosis/troubleshooting	1	91-02	83-5L40ETM	010-419
K53	Tech manual 5L50E dis/assembly	diagnosis/troubleshooting	1	99-09	83-5L50ETM	010-328
<b>REBUILDER KITS</b>						
K5	Master kit w/steels	BMW and Cadillac AWD	1	99-09	AE	K6000
K5	Master kit w/steels	Cadillac	1	03-09	AE	K6000C
K7	O/H gasket set w/seals-rings	4L40E/5L40E/5L50E	1	99-09	AE	K60900
<b>VALVE BODY KITS</b>						
K15	Shift Kit®	5L40/5L50	1	99-07	n/a	K60908
K15	Shift Correction Package	5L40/5L50	1	99-07	n/a	S60908
K15	Kit, repair pump/valve body fixes	3/comes w/fwd/coast inner seal protector	1	03-06	5L4-ACT-VL	K60964
K15	Kit, repair pump/valve body	5 refills for K60964	1	03-06	5L4-ACT-VL5	K60965
<b>GASKETS AND RUBBER COMPONENTS</b>						
G1	Gasket, oil pan	molded rubber	1	00-09	96041861	14009R
K4	Kit, valve body gaskets	repair valve body	1	00-09	FDB-4992	13050
G6	Gasket, extension housing to case	extension	1	00-09	96025413	13044
G7	O'ring	case connector	2	00-09	96041849	13045
A8	O'ring (teflon coated/green)	turbine shaft	1	03-09	8662686	13766
F9	O'ring	pump slide	1	00-09	24208663	13982
F10	O'ring	pump to case	1	00-09	FDB-17911	13046
G12	Gasket, lower valve body	gasket	1	00-09	FDB-B36093	13047
G13	Gasket, upper valve body	gasket	1	00-09	FDB-B36094	13048
n/i	Gasket, channel plate	plate	1	00-09	FDB-B36095	13049
F15	Gasket, pump	molded rubber	1	00-09	FDB-B34158	13051
n/i	Seal (round rubber)	pump slide round rubber	1	00-09	8621283	13762
n/i	Seal (teflon)	pump slide rectangle teflon	1	00-09	8631877	13768
n/i	Seal, fill tube boot	dipstick to case	1	91-06	15796802	13921
<b>METAL CLAD SEALS</b>						
F20	Seal, metal clad	5L40E/5L50E (front)	1	00-09	96020366	60151
F21	Seal, metal clad	5L40E/5L50E (extension housing)	1	00-09	96020744	60155
F21	Seal, metal clad	AWD adapter housing	1	03-09	96025254	56201B
G22	Seal, metal clad	5L40E/5L50E (manual lever shaft)	1	00-09	8644709	51202A
G23	Seal, tube	center supt passage through case (4 tubes)	1	00-09	n/a	60159
G24	Seal, tube	od cent supt pass through case (2 tubes)	1	00-09	n/a	60160
<b>SEALING RINGS</b>						
K12	Kit, sealing ring	4L40E/5L40E/5L50E	1	00-09	FDB-B3474	K60903T
F25	Ring, sealing (scarf cut)	4L40E/5L40E/5L50E (stator shaft)	3	00-09	FDB-21785	60300
A26	Ring, sealing (solid)	4L40E/5L40E/5L50E (turbine shaft front)	1	00-09	FDB-21787	60303
A27	Ring, sealing (scarf cut)	4L40E/5L40E/5L50E (turbine shaft rear)	3	00-09	FDB-21786	60301
F28	Ring, sealing (solid) teflon	4L40E/5L40E/5L50E (pump slide)	1	00-09	FDB-21784	60302
<b>CLUTCH PLATES</b>						
A30	Steel, waved	direct clutch (cushion)	1	99-09	n/a	60120
A30	Steel, waved	direct clutch (cushion)	1	99-09	AE	60120-R
A31	Friction .063" 6.107" id 36T (external T)	direct clutch (1 sided)	4/5	99-09	96020157	60100
A32	Friction .063" 6.800" od 36T (internal T)	direct clutch (1 sided)	4/5	99-09	96024392	60101
A35	Steel, waved	reverse clutch (cushion)	1	99-09	n/a	60121
A35	Steel, waved	reverse clutch (cushion)	1	99-09	AE	60121-R
A36	Friction .063" 7.062" od 36T (internal T)	reverse clutch (1 sided)	3	99-09	96020209	60102
A37	Friction .063" 6.464" id 36T (external T)	reverse clutch (1 sided)	3	99-09	96020210	60103
A38	Steel, waved	coast clutch (cushion)	1	99-09	n/a	60122
A38	Steel, waved	coast clutch (cushion)	1	99-09	AE	60122-R
A39	Friction .063" 4.848" od 24T (internal T)	coast clutch (1 sided)	3	99-09	96020322	60104
A40	Friction .063" 4.126" id 12T (external T)	coast clutch (1 sided)	3	99-09	96020323	60105
B41	Steel, waved	forward clutch (cushion)	1	99-09	n/a	60123



# 4L40E•5L40E•5L50E

4L40E•5L40E•5L50E

ILL	DESCRIPTION	QTY	YEAR	REFERENCE #	PART #
<b>CLUTCH PLATES (CONTINUED)</b>					
B41	Steel, waved forward clutch (cushion)	1	99-09	AE	60123-R
A42	Friction .063" 5.111" od 24T (internal T) forward clutch (1 sided)	4	99-09	96020326	60106
A43	Friction .063" 4.126" id 24T (external T) forward clutch (1 sided)	4	99-09	96020327	60107
C45	Friction .063" 7.062" od 36T (internal T) overdrive clutch (1 sided)	3	99-09	96020209	60102
C46	Friction .063" 6.464" id 36T (external T) overdrive clutch (1 sided)	3	99-09	96020210	60103
C48	Friction .063" 5.307" od 24T (internal T) intermediate clutch (1 sided)	3	99-09	96020684	60108
C49	Friction .063" 4.122" id 24T (external T) intermediate clutch (1 sided)	3	99-09	96020685	60109
C50	Steel, waved intermediate clutch	1	99-09	156765	60124
C50	Steel, waved intermediate clutch	1	99-09	AE	60124-R
D52	Friction .063" 6.800" od 36T (internal T) low/reverse clutch (1 sided)	5	99-09	96024392	60101
D53	Friction .063" 6.107" id 29T (external T) low/reverse clutch (1 sided)	5	99-09	96020780	60110
D54	Steel, waved low/reverse (cushion)	1	99-09	n/a	60125
D54	Steel, waved low/reverse (cushion)	1	99-09	AE	60125-R
D55	Friction .063" 6.800" od 36T (internal T) 2nd coast clutch (1 sided)	3	03-09	96024392	60101
D55	Friction .065" 6.920" od 36T (internal T) BMW/AWD (2nd coast clutch 1 sided)	2	99-09	n/a	60111
D56	Friction .063" 6.107" id 36T (external T) 2nd coast clutch (1 sided)	3	03-09	96020157	60100
D56	Friction .063" 6.426" id 6T (external T) BMW/AWD (2nd coast clutch 1 sided)	2	99-09	n/a	60112
E57	Steel, waved 2nd clutch (cushion)	1	99-09	n/a	60126
E57	Steel, waved 2nd clutch (cushion)	1	99-09	AE	60126-R
E57	Steel, waved 2nd clutch (cushion)	1	03-09	n/a	60126A
E57	Steel, waved 2nd clutch (cushion)	1	03-09	AE	60126A-R
E58	Friction .063" 5.111" od 24T (internal T) 2nd clutch (1 sided)	6	03-09	96022840	60113
E58	Friction .063" 5.427" od 24T (internal T) BMW/AWD (2nd clutch 1 sided)	4	99-09	n/a	60115
E59	Friction .063" 4.475" id 24T (external T) 2nd clutch (1 sided)	6	03-09	96022841	60114
E59	Friction .063" 4.480" id 24T (external T) BMW/AWD (2nd clutch 1 sided)	4	99-09	n/a	60116
<b>PRESSURE PLATES</b>					
A62	Plate, pressure .199" 6.112" id 18T direct clutch	1	99-09	AE	60724-R
A63	Plate, pressure .119" 36T reverse clutch (apply)	1	99-09	AE	60725-R
A64	Plate, pressure .198" 6.475" id 18T reverse clutch	1	99-09	AE	60715-R
A65	Plate, pressure 6T coast clutch (apply)	sel	99-09	AE	60716-R
A66	Plate, pressure .078" 4.125" id 6T coast clutch (backing)	1	99-09	AE	60717-R
B67	Plate, pressure .200" 12T forward clutch (backing)	1	00-09	AE	60718-R
C68	Plate, pressure .198" 6.475" id 18T overdrive clutch	1	99-09	AE	60715-R
C69	Plate, pressure .198" 12T intermediate clutch	1	99-09	AE	60719-R
D70	Plate, pressure .198" 18T low/reverse clutch	1	99-09	AE	60720-R
D71	Plate, pressure .200" 6T 2nd coast clutch	1	99-09	AE	60723-R
D71	Plate, pressure .199" 6.112" id 18T Cadillac (2nd coast clutch)	1	03-09	AE	60724-R
E72	Plate, pressure .198" 5.460" od 12T BMW/AWD (2nd clutch)	1	99-09	AE	60721-R
E72	Plate, pressure .198" 5.150" od 12T Cadillac (2nd clutch)	1	03-09	AE	60722-R
<b>FILTERS</b>					
K9	Kit, filter (w/outlet tube spacer) (w/plastic shroud around intake) deep pan	1	99-09	AE	FK60710
K9	Kit, filter (w/o outlet tube spacer) (w/plastic shroud around intake) shallow pan	1	99-09	AE	FK60710A
K9	Kit, filter (w/outlet tube spacer) shallow pan	1	99-09	AE	FK60710B
G75	Filter (w/outlet tube spacer) (w/plastic shroud around intake) deep pan	1	99-09	96023081	60710
G75	Filter (w/outlet tube spacer) (w/plastic shroud around intake) shallow pan	1	99-09	96022597	60710A
G75	Filter (w/outlet tube spacer) shallow pan	1	99-09	96022598	60710B
<b>BUSHINGS</b>					
K12	Kit, bushing 4L40E/5L40E/5L50E	1	99-09	OMT-98500	K60901
A78	Bushing 4L40E/5L40E/5L50E (reverse housing)	1	99-09	n/a	60003
A79	Bushing forward/coast clutch housing	1	99-09	n.a	60002
B80	Bushing 4L40E/5L40E/5L50E (direct hub)	2	99-09	n/a	60004
E81	Bushing 4L40E/5L40E/5L50E2nd (coast clutch hub)	1	99-09	n/a	60006
E82	Bushing 4L40E/5L40E/5L50E (planetary front)	1	99-09	n/a	60007



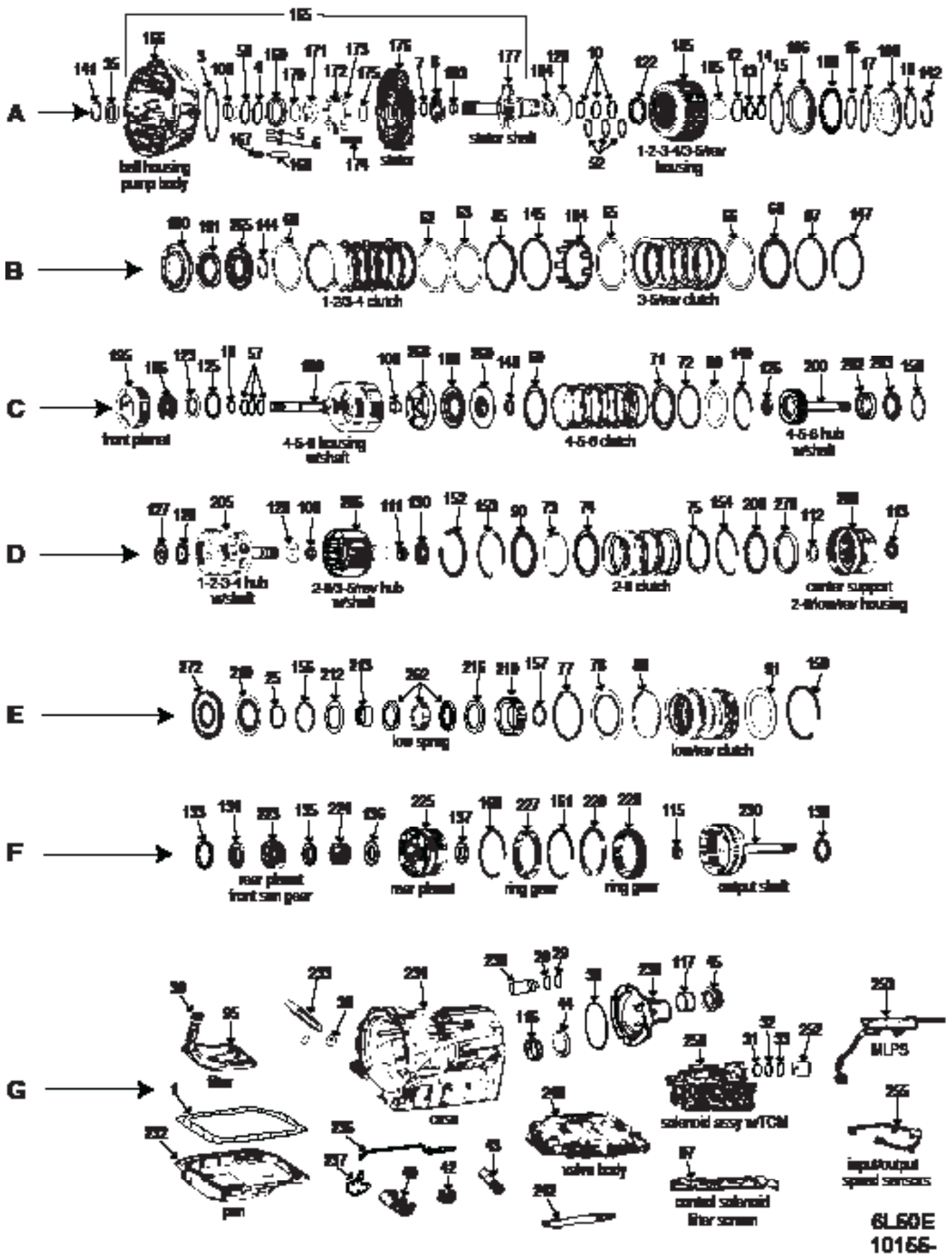
ILL	DESCRIPTION	QTY	YEAR	REFERENCE #	PART #
<b>BUSHINGS (CONTINUED)</b>					
E83	Bushing 4L40E/5L40E/5L50E (planetary rear)	1	99-09	n/a	60008
E85	Bushing 4L40E/5L40E/5L50E (output shaft front)	1	99-09	n/a	60009
F87	Bushing (Duralife®) 4L40E/5L40E/5L50E (front/bell housing)	1	99-09	n/a	61005B
F88	Bushing 4L40E/5L40E/5L50E (stator support front)	1	99-09	n/a	60001
<b>WASHERS/BEARINGS/RACES/SHIMS</b>					
K13	Kit, thrust washer 4L40E/5L40E/5L50E	1	99-09	AE	K60907
K13	Kit, thrust bearing 4L40E/5L40E/5L50E	1	99-09	AE	K60906
A90	Thrust washer (w/1 outer 3 inner tabs) stator shaft to reverse housing	sel	99-09	n/a	60401
B91	Bearing, thrust forward/coast housing to hub	1	99-09	n/a	60416
B92	TW .049" 3 inner tabs (flat on 1 side) plastic forward sprag to inner race	1	99-09	n/a	60404
B95	Thrust washer .062" 3 tabs plastic forward sprag to direct clutch hub	1	99-09	n/a	60405
B96	Thrust washer .064" 3 tabs plastic direct hub to reverse/overdrive hub	1	99-09	n/a	60403
B97	TW .040" 3 inner tabs (flat on both sides) plastic intermediate sprag	2	99-09	n/a	60402
B100	Bearing, thrust intermediate sprag to low sprag	1	99-09	n/a	60407
B101	Washer, spacer intermediate sprag to low/reverse race	1	99-09	n/a	60513
C104	Bearing, thrust low/reverse clutch hub to center support	1	99-09	n/a	60414
D107	Bearing, caged type center support	1	99-09	n/a	60503
E109	Bearing, thrust center support to 2nd clutch sprag	1	99-09	n/a	60409
E110	Bearing, thrust 2nd clutch sprag to bearing	1	99-09	n/a	60415
E112	Thrust washer (3 tabs plastic) 2nd coast clutch hub to planetary	1	99-09	n/a	60406
E113	Bearing, thrust planetary to output shaft	1	99-09	n/a	60413
E114	Bearing, caged type mainshaft pilot inside planetary	1	99-09	n/a	60510
E115	Bearing, race output shaft to extension housing	1	99-09	n/a	60417
E115	Bearing, thrust output shaft to extension housing	1	99-09	n/a	60418
F117	Bearing, caged type stator shaft (rear)	1	99-09	n/a	60501
E116	Thrust washer (3 tabs plastic) output shaft to extension housing (AWD)	1	99-09	n/a	60408
F118	Bearing, caged type 5L40E (extension housing front)	1	99-09	n/a	60511
F119	Bearing, caged type 5L50E (extension housing front)	1	99-09	n/a	60512
F120	Washer, spacer output shaft to rear yoke	1	99-09	n/a	60412
<b>SNAP RINGS</b>					
A125	Snap ring direct clutch retainer	1	99-09	n/a	60601-R
A126	Snap ring direct clutch pressure plate	1	99-09	n/a	60602-R
A127	Snap ring reverse clutch pressure plate	1	99-09	n/a	60604-R
A128	Snap ring 2nd coast clutch retainer	1	99-09	n/a	60605-R
B130	Snap ring forward clutch pressure plate	1	99-09	n/a	60606-R
B131	Snap ring forward sprag race to input shaft	1	99-09	n/a	60607-R
C133	Snap ring overdrive clutch pressure plate	1	99-09	n/a	60609-R
C134	Snap ring overdrive clutch return spring	1	99-09	n/a	60608-R
C135	Snap ring intermediate clutch pressure plate	1	99-09	n/a	60616-R
C136	Snap ring (beveled true-ark type) overdrive/intermediate housing to case	1	99-09	n/a	60610-R
C137	Snap ring intermediate to overdrive/inter housing	1	99-09	n/a	60617-R
D138	Snap ring low/reverse clutch pressure plate	1	99-09	n/a	60602-R
D139	Snap ring low/reverse clutch return spring	1	99-09	n/a	60603-R
D140	Snap ring BMW (2nd clutch return spring)	1	99-09	n/a	60618-R
D140	Snap ring Cadillac (2nd clutch return spring)	1	03-09	n/a	60619-R
D141	Snap ring 7.312" od BMW (2nd clutch pressure plate)	sel	99-09	n/a	60611-R
D141	Snap ring 7.250" od Cadillac (2nd clutch pressure plat )	sel	03-09	n/a	60612-R
D142	Snap ring 2nd clutch retainer	1	99-09	n/a	60615-R
E143	Snap ring 5.415" od Cadillac (2nd clutch pressure plate)	sel	03-09	n/a	60612A-R
E143	Snap ring 5.765" od BMW/AWD (2nd clutch pressure plate)	sel	99-09	n/a	60611A-R
E144	Snap ring bearing to planetary	1	99-09	n/a	60620-R
E145	Snap ring ring gear to output shaft	1	99-09	n/a	60622-R
F148	Snap ring rear yoke spacer	1	99-09	n/a	60623-R

# 4L40E•5L40E•5L50E

4L40E•5L40E•50E

ILL	DESCRIPTION	QTY	YEAR	REFERENCE #	PART #
<b>PUMP PARTS AND PUMPS</b>					
F150	Pump, assembly BMW (front/bell housing w/stator)	1	99-09	AE	60200-R
F150	Pump, assembly Cadillac with V/6 (front/bell housing w/stator)	1	03-09	96042812	60201-R
F150	Pump, assembly Cadillac with V/8 (front/bell housing w/stator)	1	04-06	96042835	60201A-R
F150	Pump, assembly Cadillac XRL (front/bell housing w/stator)	1	04-06	96042829	60201B-R
F151	Stator, pump w/shaft BMW (casting # 095304)	1	99-09	AE	60202-R
F151	Stator, pump w/shaft Cadillac (casting # 1268-190100)	1	03-09	AE	60203-R
F152	Shaft, pump stator BMW (5L40E/5L50E)	1	99-09	n/a	60969
F152	Shaft, pump stator BMW (5L40E/5L50E)	1	99-09	AE	60969-R
F152	Shaft, pump stator Cadillac (5L40E/5L50E)	1	03-09	n/a	60970
F152	Shaft, pump stator Cadillac (5L40E/5L50E)	1	03-09	AE	60970-R
F153	Kit, rotor slide, guide (13 vanes)	1	99-09	AE	K32800B
F154	Rotor, pump (13 vane)	1	99-09	n/a	32802B
F155	Slide, pump .709"--.710"	1	99-09	n/a	32803
F156	Vane, pump	13	99-09	n/a	32800
F157	Ring, pump vane (solid)	1	99-09	n/a	32322SP
F158	Guide, rotor (13 vane type)	1	99-09	n/a	32422B
<b>HARD PARTS</b>					
A165	Housing, reverse 5L40E (4 clutch)	1	99-09	n/a	60909-R
A165	Housing, reverse 5L40E (5 clutch)	1	99-09	n/a	60909A-R
A167	Spring, diaphragm type direct clutch return	1	99-09	n/a	60912-R
A168	Retainer, direct clutch 5L40E	1	99-09	n/a	60913-R
A170	Housing, forward/coast clutch BMW (11 1/2")	1	99-09	n/a	60920-R
A170	Housing, forward/coast clutch Cadillac (11 3/4")	1	03-09	n/a	60920A-R
A172	Retainer, w/springs coast clutch return	1	99-09	n/a	60922-R
A174	Housing, coast clutch BMW	1	99-09	n/a	60925-R
A174	Housing, coast clutch Cadillac	1	03-09	n/a	60925A-R
B175	Hub, inner race 5L40E	1	99-09	n/a	60927-R
B176	Hub, outer race 5L40E	1	99-09	n/a	60929-R
B177	Shaft, input sun gear BMW (11 1/2")	1	99-09	n/a	60930-R
B177	Shaft, input sun gear Cadillac (11 3/4")	1	03-09	n/a	60930A-R
B178	Hub, direct clutch w/shaft BMW (11 3/8") (rear bushing down 1 1/16")	1	99-09	n/a	60932-R
B178	Hub, direct clutch w/shaft Cadillac (11 1/2") (rear bushing down 3/4")	1	03-09	n/a	60932A-R
B179	Hub, w/shaft reverse/overdrive clutch BMW 5L40E (30 spl)	1	99-09	n/a	60933-R
B179	Hub, w/shaft reverse/overdrive clutch Cadillac 5L40E (31 spl)	1	03-09	n/a	60933A-R
B180	Hub, outer race overdrive clutch 5L40E	1	99-09	n/a	60936-R
C183	Ring, apply overdrive clutch 5L40E	1	99-09	n/a	60940-R
C185	Spring, return diaphragm type overdrive clutch	1	99-09	n/a	60941-R
C187	Housing, overdrive/intermediate BMW	1	99-09	n/a	60943-R
C187	Housing, overdrive/intermediate Cadillac	1	03-09	n/a	60943A-R
C188	Retainer, w/spring intermediate 5L40E	1	99-09	n/a	60944-R
C189	Housing, intermediate clutch piston 5L40E	1	99-09	n/a	60945-R
D196	Spring, return diaphragm type low/reverse clutch	1	99-09	n/a	60950-R
D198	Support, center (6T) BMW/5L40E	1	99-09	n/a	60951-R
D198	Support, center (36T) Cadillac/5L50E	1	03-09	n/a	60951B-R
D201	Spring, return diaphragm type BMW (2nd coast clutch)	1	99-09	n/a	60955-R
D201	Spring, return diaphragm type Cadillac (2nd coast clutch)	1	03-09	n/a	60955A-R
D202	Ring, apply 2nd coast clutch BMW (7" od)	1	99-09	n/a	60956-R
D202	Ring, apply 2nd coast clutch Cadillac (6 7/8")	1	03-09	n/a	60956A-R
D203	Retainer, w/springs 2nd clutch BMW w/retainer	1	99-09	n/a	60958-R
D203	Retainer, w/springs 2nd clutch Cadillac	1	03-09	n/a	60958A-R
D204	Retainer, 2nd coast clutch Cadillac	1	03-09	n/a	60959-R
E209	Hub, outer race 2nd clutch 5L40E	1	99-09	n/a	60962-R
E212	Planetary, assembly 23T/35T narrow gears BMW	1	99-09	n/a	60968-R

ILL	DESCRIPTION	QTY	YEAR	REFERENCE #	PART #
<b>HARD PARTS (CONTINUED)</b>					
E212	Planetary, assembly Cadillac (23T/37T small gear on left)	1	03-09	n/a	60968A-R
E212	Planetary, assembly 23T short 1 id groove AWD (35T long no id /wide pinion gears)	1	00-09	n/a	60968B-R
E215	Gear, ring BMW (106T)	1	99-09	n/a	60974-R
E215	Gear, ring Cadillac (114T)	1	03-09	n/a	60974A-R
E215	Gear, ring AWD (106T 2 id grooves)	1	04-06	n/a	60974B-R
E216	Shaft, output BMW (106T hub .260")	1	99-09	n/a	60975-R
E216	Shaft, output Cadillac (114T hub)	1	03-09	n/a	60975A-R
E216	Shaft, output AWD (106T hub .200")	1	04-06	n/a	60975B-R
G230	Rod, park Cadillac	1	03-09	n/a	60980-R
G231	Pawl, park Cadillac	1	03-09	n/a	60982-R
G232	Spring, park pawl Cadillac	1	03-09	n/a	60983-R
G233	Shaft, shift Cadillac	1	03-09	n/a	60985-R
G234	Roller, detent spring Cadillac	1	03-09	n/a	60986-R
<b>ELECTRICAL COMPONENTS</b>					
G250	Solenoid 5L40E (1/2-2/3-4/5 shift)	3	00-09	96041866	5A-380
G251	Solenoid (PWM) Cadillac (lock-up/TCC)	1	00-09	24212690	5A-393
G252	Solenoid Cadillac EPC (pressure control)	1	03-09	24225825	5A-419A
G252	Solenoid EPC (pressure control)	1	99-02	96041868	5A-419
G253	Sensor input/output speed	1	03-09	96041860	05-128
G254	Harness, wiring BMW	1	99-09	n/a	16A-145
G254	Harness, wiring Cadillac	1	03-09	96042847	16A-146
G255	Switch, neutral start (PRNDL) 5L40E/5L50E	1	03-09	96042540	05-127
<b>SPRAGS</b>					
B260	Sprag, (26 elements) forward	1	99-09	n/a	60560
B261	Sprag intermediate	1	99-09	n/a	60561
C262	Sprag, assembly all low/reverse	1	99-09	n/a	60562
E262	Sprag, assembly all low/reverse	1	99-09	AE	60562-R
E263	Sprag, assembly 5L50E (2nd clutch)	1	99-09	n/a	60563
E263	Sprag, assembly BMW (w/107T rg gear/ 6 1/4" 2nd coast hub)	1	99-09	AE	60563-R
E263	Sprag, assembly Cadillac (w/111T rg gr/ 6" 2nd coast hub)	1	03-09	AE	60563A-R
E263	Sprag, assembly AWD (w/107T w rg gr/ 6 1/4" 2nd coast hub)	1	00-09	AE	60563B-R
<b>BONDED PISTONS</b>					
K43	Kit, bonded apply pistons 1-2nd coast/1-low/rev/2nd	1	99-01	FDB-B4895	K60585
K43	Kit, bonded apply pistons 4L40E/5L40E/5L50E	1	02-09	FBD-B4894	K60586
A269	Piston, bonded rubber reverse clutch (4 clutch)(direct cl hsg)	1	00-09	96020351	60525
A269	Piston, bonded rubber rev clutch (5 clutch)(direct clutch hsg)	1	03-09	n/a	60525A
A270	Piston, bonded rubber direct clutch	1	00-09	96021174	60522
A271	Piston, bonded rubber forward clutch	1	00-09	96023901	60520
A272	Piston, bonded rubber coast clutch	1	00-09	96020306	60521
C273	Piston, bonded rubber overdrive clutch	1	99-09	96025338	60523
C274	Piston, bonded rubber intermediate clutch	1	00-09	96020682	60526
D275	Piston, bonded rubber low/reverse clutch	1	99-99	96020153	60527
D275	Piston, bonded rubber low/reverse clutch	1	00-09	96022480	60527A
D276	Piston, bonded rubber 2nd coast clutch	1	99-01	96020191	60524
D276	Piston, bonded rubber 2nd coast clutch	1	02-09	96025338	60523
D277	Piston, bonded rubber 2nd clutch	1	99-99	96020194	60528
D277	Piston, bonded rubber 2nd clutch	1	00-02	96022481	60528A
D277	Piston, bonded rubber 2nd clutch	1	02-09	96024086	60528B
<b>NOTES</b>					



ILL	DESCRIPTION	QTY	YEAR	REFERENCE #	PART #
<b>REBUILDER KITS</b>					
K5	Master kit w/steels w/pistons	1	06-11	AE	10155-11004
K5	Master kit w/steels w/o pistons	1	06-11	AE	10155-11104
K6	Master kit w/o steels w/pistons	1	06-11	AE	10155-12004
K6	Master kit w/o steels w/o pistons	1	06-11	AE	10155-12104
K7	O/H gasket set w/seals-rings w/pistons	1	06-11	FDB-2509	10155-13004
K7	O/H gasket set w/seals-rings w/o pistons	1	06-11	FDB-2523	10155-13104
<b>GASKETS AND RUBBER COMPONENTS</b>					
G1	Gasket, pan (molded rubber) 6L45E/6L50E	1	06-11	FDB-B33355	10155-20104
<b>METAL CLAD SEALS</b>					
A35	Seal, metal clad 46.6x73/76x7.2/9.7 front pump	1	06-11	24224136	10150-30104
G45	Seal, metal clad extension housing (2WD)	1	06-11	FDB-B37101	10155-30404
<b>SEALING RINGS</b>					
K10	Kit, sealing ring 6L45E/6L50E	1	06-11	n/a	10155-31504
<b>CLUTCH PLATES</b>					
B60	Steel, waved plate 1-2/3-4 clutch	1	06-11	n/a	10155-40304
B62	Steel .069" 6.150" id 9T 1-2/3-4 clutch	5	06-11	24232652	10155-37604
B63	Friction .063" 6.690" od 36T 1-2/3-4 clutch	5	06-11	24233534	10155-35204
B65	Steel, waved plate 3-5/reverse clutch	1	06-11	n/a	10155-40504
B66	Steel .098" 6.370" id 36T 3-5/reverse clutch	4	06-11	24237663	10155-37804
B68	Friction .073" 7.180" od 36T 3-5/reverse clutch	4	06-11	24225569	10155-35304
C69	Steel, waved plate 4-5-6 clutch	1	06-11	n/a	10155-40604
C71	Friction .078" 4.130" id 36T (external) 4-5-6 clutch	6	06-11	24225575	10155-35704
C72	Friction .079" 4.940" od 36T (internal) 4-5-6 clutch	6	06-11	24225570	10155-35804
D73	Friction .099" 7.240" od 36T (internal) 2-6 clutch	5	06-11	24235454	10155-35904
D74	Friction .083" 6.350" id 24T (external) 2-6 clutch	5	06-11	24235455	10155-36004
D75	Steel, waved plate 2-6 clutch	1	06-11	n/a	10155-40704
E77	Steel, waved plate low/reverse clutch	1	06-11	n/a	10155-40804
E78	Steel .069" 6.210" id 24T low/reverse clutch	5	06-11	24232654	10155-38404
E80	Friction .063" 6.960" od 54T low/reverse clutch	5	06-11	24232654	10155-36104
<b>PRESSURE PLATES</b>					
B85	Pressure plate 1-2/3-4 clutch	1	06-11	AE	10155-41103
B87	Pressure plate 3-5/reverse clutch	1	06-11	AE	10155-41303
C88	Pressure plate 4-5-6 clutch	1	06-11	AE	10155-41603
D90	Pressure plate 2-6 clutch	1	06-11	AE	10155-42003
E91	Pressure plate low/reverse clutch	1	06-11	AE	10155-42503
<b>FILTERS</b>					
K9	Kit, filter Cadillac (6L45E/6L50E)	1	06-11	AE	10155-44504
K9	Kit, filter BMW X-5 (6L45E/6L50E)	1	06-09	AE	45155-44504
G95	Filter BMW X-5 (6L45E/6L50E)	1	07-09	24236595	45155-45104
G95	Filter 6L45E/6L50E	1	07-11	24236519	10155-45504
<b>BUSHINGS</b>					
K12	Kit, bushing 6L50E	1	06-11	SAP-45030A	10155-50104
A100	Bushing pump body	1	06-11	n/a	10155-50604
A103	Bushing pump stator (front)	1	06-11	SAP-45032A	10155-50804
A104	Bushing pump stator (rear)	1	06-11	SAP-45032C	10155-50904
A105	Bushing 1-2-3-4 housing	1	06-11	n/a	10155-51004
C108	Bushing 4-5-6 housing	1	06-11	SAP-45034A	10155-51504
D109	Bushing 2-6/3-5 reverse hub (front)	1	06-11	n/a	10155-51804
D111	Bushing 2-6/3-5 reverse hub (rear)	1	06-11	SAP-45036B	10155-51804
D112	Bushing center support (front)	1	06-11	n/a	10155-52004
D113	Bushing center support (rear)	1	06-11	n/a	10155-52004
F115	Bushing output shaft (front)	1	06-11	n/a	10155-52304
G116	Bushing case	1	06-11	n/a	10155-52504



# 6L45E•6L50E

6L45E•6L50E

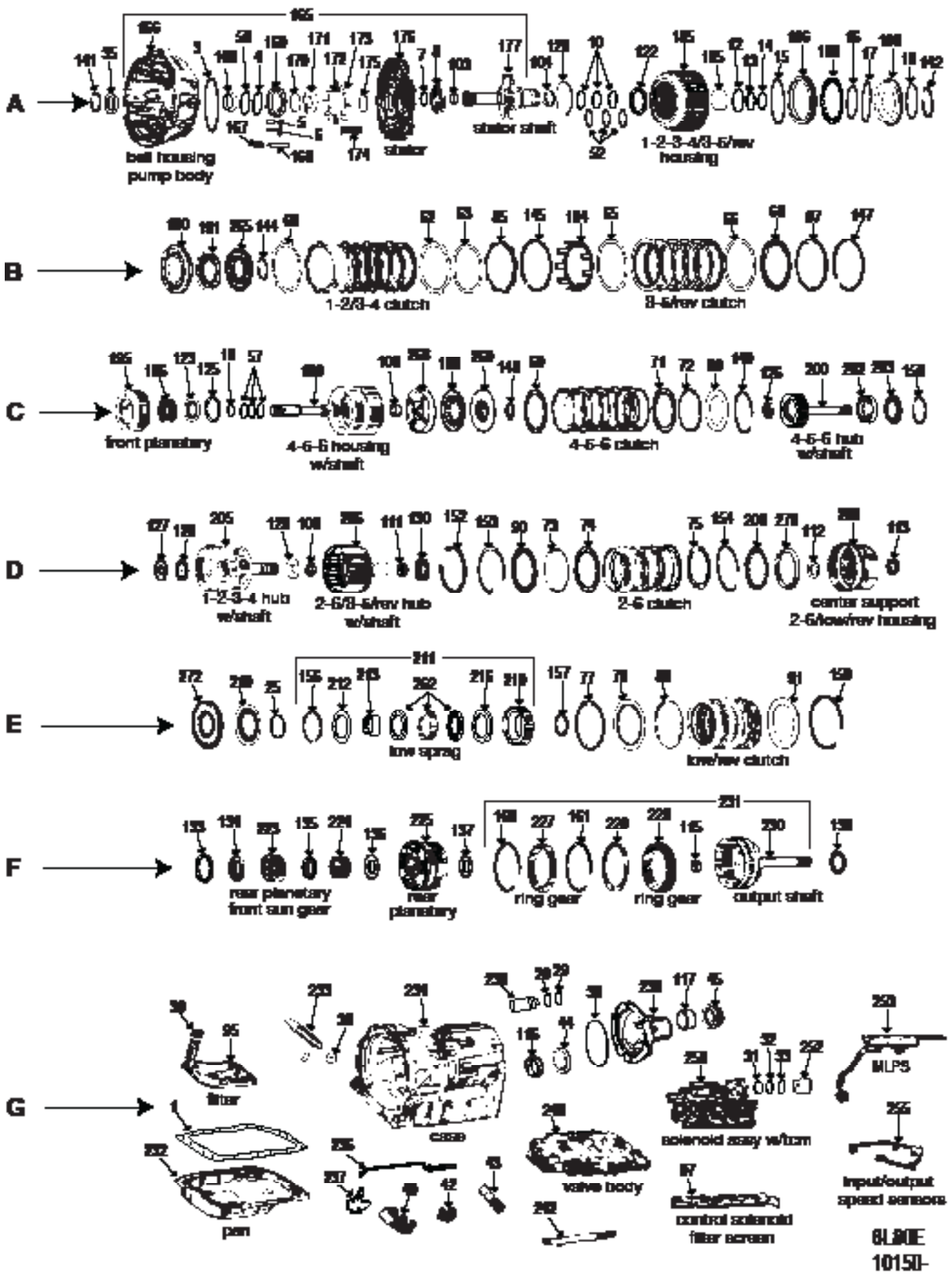
ILL	DESCRIPTION	QTY	YEAR	REFERENCE #	PART #
<b>BUSHINGS (CONTINUED)</b>					
G117	Bushing extension housing	1	06-11	n/a	10155-52804
<b>WASHERS/BEARINGS/RACES/SHIMS</b>					
A120	Washer, thrust stator to housing	1	06-11	n/a	10155-56304
A122	Bearing, caged 1-2-3-4/3-5/reverse housing	1	06-11	n/a	10155-56504
C123	Bearing, thrust front sun gear to housing	1	06-11	n/a	10155-56804
C125	Washer, thrust front planetary to housing	1	06-11	n/a	10155-57004
C126	Bearing, thrust 4-5-6 clutch hub	1	06-11	n/a	10155-57304
D127	Race, thrust 1-2-3-4 hub	1	06-11	n/a	10155-57504
D128	Bearing, thrust 1-2-3-4 hub	1	06-11	n/a	10155-57604
D129	Bearing, thrust 1-2-3-4 hub to 5/reverse hub	1	06-11	n/a	10155-57804
D130	Bearing, thrust 2-6/3-5/reverse hub	1	06-11	n/a	10155-58004
F133	Bearing, caged rear planetary	1	06-11	n/a	10155-58404
F134	Bearing, thrust front rear sun gear (front)	1	06-11	n/a	10155-58504
F135	Bearing, thrust front rear sun gear to rear sun gear	1	06-11	n/a	10155-58704
F136	Bearing, thrust rear sun gear tp planetary	1	06-10	n/a	10155-58804
F137	Bearing, thrust planetary to output shaft	1	06-11	n/a	10155-58904
F138	Bearing, thrust output shaft to case	1	06-11	n/a	10155-59004
<b>SNAP RINGS</b>					
A142	Snap ring 1-2-3-4 clutch retainer	1	06-11	AE	10155-62303
B144	Snap ring 1-2-3-4 clutch retainer	1	06-11	AE	10155-62403
B145	Snap ring 1-2-3-4 clutch pressure plate	1	06-11	AE	10155-62503
B147	Snap ring 3-5/reverse clutch pressure plate	1	06-11	AE	10155-62803
C148	Snap ring 4-5-6 clutch retainer	1	06-11	AE	10155-63103
C149	Snap ring 4-5-6 clutch pressure plate	1	06-11	AE	10155-63203
C150	Snap ring damper retainer	1	06-11	AE	10155-63503
D152	Snap ring center support to case	1	06-11	AE	10155-63803
D153	Snap ring 2-6 clutch pressure plate	1	06-11	AE	10155-64003
D154	Snap ring 2-6 clutch retainer	1	06-11	AE	10155-64303
E156	Snap ring low/reverse clutch retainer	1	06-10	AE	10155-64503
E157	Snap ring inner sprag race	1	06-11	AE	10155-64603
E158	Snap ring low/reverse clutch pressure plate	1	06-11	AE	10155-64903
F160	Snap ring ring gear in output shaft	1	06-11	AE	10155-65203
F161	Snap ring seat for ring gear	1	06-11	AE	10155-65503
<b>PUMP PARTS AND PUMPS</b>					
A165	Pump assembly 6L45E/6L50E	1	06-11	AE	10155-67003
A165	Pump assembly 6L45E/6L50E	1	07-09	AE	45155-67003
A167	Spring, pivot pin .038" .271" od .343" ol	1	06-11	AE	10150-68103
A168	Pin, pivot .308" od 1.265" ol	1	06-11	AE	10150-68203
A169	Slide, pump 17.948-17.960mm .706"	1	06-11	24222668	10150-68304
A169	Slide, pump 17.961-17.974mm .707"	1	06-11	24224131	10150-68404
A169	Slide, pump 17.975-17.987mm .708"	1	06-11	24224132	10150-68504
A170	Ring, pump vane .104" 2.627" od (solid)	1	06-11	n/a	10150-68604
A171	Guide, rotor (13 vane type) (4 tabs)	1	06-11	n/a	10150-68704
A172	Rotor, pump 17.948-17.960mm .7066"-7071" (13 vanes)	1	06-11	n/a	10150-68804
A173	Vane, pump .079" .534" w .706" oh	13	06-11	n/a	10150-69204
A174	Spring, pump slide .106" 1.911" oh	1	06-11	AE	10150-69303
A175	Ring, pump vane .104" 2.627" od (solid)	1	06-11	n/a	10150-68604
A176	Stator (pump cover)	1	06-11	AE	10155-69503
A177	Shaft, stator	1	06-11	AE	10155-69703



ILL	DESCRIPTION		QTY	YEAR	REFERENCE #	PART #
<b>HARD PARTS</b>						
A185	Housing, 1-2-3-4 clutch	3-5/reverse	1	06-11	AE	10155-72303
A186	Piston, 1-2-3-4 clutch	3-5/reverse	1	06-11	AE	10155-72503
A188	Spring, diaphragm	1-2-3-4/3-5/reverse clutch	1	06-11	AE	10155-72603
A189	Piston, (balance)	1-2-3-4/3-5/reverse clutch	1	06-11	AE	10155-72703
B190	Piston, 1-2-3-4 clutch	6L45E/6L50E	1	06-11	AE	10155-72803
B191	Spring, diaphragm	1-2-3-4 clutch	1	06-11	AE	10155-72903
B194	Ring, apply	1-2-3-4 clutch	1	06-11	AE	10155-73403
C195	Planetary, front	6L45E/6L50E	1	06-11	AE	10155-73703
C196	Gear, front sun	6L45E/6L50E	1	06-11	AE	10155-74003
C198	Housing, 4-5-6 clutch w/shaft 5 clutch	5.405" od 13.625" oh 3.960" wide 89T rg	1	06-11	AE	10155-74303
C199	Spring, diaphragm	4-5-6 clutch	1	06-11	AE	10155-74503
C200	Hub 4-5-6 clutch w/shaft	6L45E/6L50E	1	06-11	AE	10155-74703
C202	Damper	6L45E/6L50E	1	06-11	AE	10155-74903
C203	Retainer, damper	6L45E/6L50E	1	06-11	AE	10155-75003
D205	Hub, 1-2-3-4 clutch w/shaft	6L45E/6L50E	1	06-11	AE	10155-75503
D206	Hub, 2-6/3-5/reverse hub w/shaft	6L45E/6L50E	1	06-11	AE	10155-75803
D208	Spring, diaphragm	2-6 clutch	1	06-11	AE	10155-76003
D209	Support, center	2-6/low/reverse clutch housing	1	06-11	AE	10155-76503
E210	Spring, diaphragm	low/reverse clutch	1	06-11	AE	10155-76803
E212	Retainer, low sprag	6L45E/6L50E	1	06-11	AE	10155-76903
E213	Race, inner sprag	6L45E/6L50E	1	06-11	AE	10155-77103
E216	Retainer, low sprag	6L45E/6L50E	1	06-11	AE	10155-76903
E219	Race, outer sprag	low/reverse clutch hub	1	06-11	AE	10155-77503
F223	Gear, front sun	6L45E/6L50E	1	06-11	AE	10155-77803
F224	Gear, rear sun	6L45E/6L50E	1	03-11	AE	10155-78103
F225	Planetary, rear	6L45E/6L50E	1	06-11	AE	10155-78503
F227	Gear, ring	6L45E/6L50E	1	06-11	AE	10155-78803
F228	Spacer, rear ring gear	6L45E/6L50E	1	06-11	AE	10155-79003
F229	Gear, rear ring	6L45E/6L50E	1	06-11	AE	10155-79103
F230	Shaft, output w/o O'ring groove	6L45E/6L50E (AWD)	1	06-11	AE	10155-79203
F230	Shaft, output w/O'ring groove	6L45E/6L50E (AWD)	1	06-11	96043341	10155-79214
F230	Shaft, output w/o O'ring groove	6L45E/6L50E (2WD)	1	06-11	AE	10155-79303
F230	Shaft, output w/O'ring groove	6L45E/6L50E (2WD)	1	06-11	24251229	10155-79314
G232	Pan, bottom	6L45E/6L50E	1	06-11	AE	10155-79403
G233	Shaft, shift	6L45E/6L50E	1	06-11	AE	10155-79903
G234	Housing, main case	6L45E/6L50E	1	06-11	AE	10155-80103
G236	Rod, park	6L45E/6L50E	1	06-11	AE	10155-80503
G237	Cone, rooster	6L45E/6L50E	1	06-11	AE	10155-80603
G239	Housing, extension (2WD)	6L45E/6L50E	1	06-11	AE	10155-81003
G239	Housing, extension (4WD)	adapter	1	06-11	AE	10155-81103
G240	Valve body assembly (w/solenoids)	6L45E/6L50E	1	06-11	AE	10155-81503
<b>ELECTRICAL COMPONENTS</b>						
G250	Solenoid, w/TCM assembly	6L45E/6L50E	1	06-11	n/a	10155-85404
G250	Solenoid, w/TCM assembly	6L45E	1	07-09	n/a	45155-85404
G252	Connector, wiring	6L45E/6L50E	1	06-11	n/a	10155-86004
G255	Switch, manual lever position	6L45E/6L50E	1	06-11	n/a	10155-86504
G255	Sensor, w/harness	input	1	06-11	n/a	10155-87504
G255	Sensor, w/harness	output	1	06-11	n/a	10155-87604
<b>SPRAGS</b>						
E262	Sprag, low	6L45E/6L50E	1	06-11	n/a	10155-94204







ILL	DESCRIPTION	QTY	YEAR	REFERENCE #	PART #
<b>TECHNICAL MANUALS</b>					
K53	Tech manual 6L80E dis/assembly diagnosis/troubleshooting	1	07-10	6L80E-TM	010-322
<b>REBUILDER KITS</b>					
K4	Master deluxe rebuild kit w/pistons	1	06-10	AE	10150-10004
K4	Master deluxe rebuild kit w/o pistons	1	06-10	AE	10150-10104
K5	Master kit w/steels w/pistons	1	06-10	AE	10150-11004
K5	Master kit w/steels w/o pistons	1	06-10	AE	10150-11104
K6	Master kit w/o steels w/pistons	1	06-10	AE	10150-12004
K6	Master kit w/o steels w/o pistons	1	06-10	AE	10150-12104
K7	O/H gasket set w/seals-rings w/pistons	1	06-10	FDB-2565	10150-13004
K7	O/H gasket set w/seals-rings w/o pistons	1	06-10	FDB-2508	10150-13104
K8	Kit, external seals 6L80E	1	06-10	AE	10150-14004
<b>VALVE BODY KITS</b>					
K15	Shift Kit® 6L80E	1	06-08	TBA	10150-17009
K15	Shift Correction Package 6L80E	1	06-08	TBA	10150-17005
K15	Kit, repair PR bore pressure regulator valve	1	06-10	6L8-VL-PR3	10150-17509
K15	Kit, repair pressure switch Replaces damaged pressure switch diaphragms	1	06-16	PSR-5	10150-17209
<b>GASKETS AND RUBBER COMPONENTS</b>					
G1	Gasket, oil pan (molded rubber) 6L80E	1	06-10	24224781	10150-20004
n/i	Gasket, valve body (lower) 6L80E	1	06-10	24239576	10150-28204
n/i	Gasket, valve body (upper) 6L80E	1	06-10	24239577	10150-28304
A3	O'ring .130" 10.225" od 6L80E (pump to case)	1	06-10	24224577	10150-21104
A4	O'ring 4.225" od 6L80E (pump slide to sealing ring)	1	06-10	24222666	10150-21204
A5	Seal (rubber) 6L80E (pump slide to teflon guide)	1	06-10	n/a	10150-21304
A6	Seal (teflon) 6L80E (pump slide to pump body)	1	06-10	n/a	10150-24604
A7	O'ring 1.5" od 6L80E (stator shaft to stator)	1	06-10	24224586	10150-21404
A8	Gasket 6L80E (stator shaft to stator)	1	06-10	24224771	10150-28104
A10	O'ring (expander) 6L80E (stator shaft to sealing ring)	3	07-10	n/a	10150-21604
A12	O'ring 4.0" od 6L80E (3-5/rev)(large)	1	06-10	24225552	10150-21804
A13	O'ring 3.125" od 6L80E (3-5/rev)(small)	1	06-10	24224629	10150-22004
A14	D'Ring 3.0" od 6L80E (1-2-3-4 inner)	1	06-10	24224630	10150-24804
A15	D'Ring 7.065" od 6L80E (3-5/rev outer)	1	06-10	24224698	10150-25004
A16	D'Ring 5.578" od 6L80E (3-5/rev inner)	1	06-10	24224702	10150-25104
A17	D'Ring 7.065" od 6L80E (3-5/rev retainer)	1	06-10	24224698	10150-25004
A18	D'Ring 5.415" od 6L80E (1-2-3-4 outer)	1	06-10	24224704	10150-25504
C19	O'ring 6L80E (input shaft)(TCC)	1	06-10	24219390	1023
E25	O'ring .211" 3.110" od low sprag inner race to center support	1	06-10	n/a	10150-22504
G28	O'ring .070" 1.395" od 6L80E (park pawl actuator guide to case)	1	06-10	n/a	10150-22704
G29	O'ring .070" 1.395" od 6L80E (park pawl actuator guide to case)	1	06-10	n/a	10150-22704
G30	Seal, lathe cut (orange od) 6L80E (extension housing to case)	1	06-10	24224675	10150-23004
G31	Seal, multi lip .125" 1.389" od 6L80E (connector to case)	1	06-10	n/a	10150-25704
G32	O'ring .115" 1.591" od 6L80E (connector to case)	1	06-10	24232351	10150-22804
G33	O'ring .115" 1.591" od 6L80E (connector to case)	1	06-10	24232351	10150-22804
n/i	Seal, fill tube boot dipstick tube	1	08-13	15796802	13921
<b>METAL CLAD SEALS</b>					
A35	Seal, metal clad 46.6x73/76x7.2/9.7 6L80E (front)	1	06-09	24237531	10150-30104
G38	Seal, metal clad 6L80E (filter)	1	06-09	n/a	10150-30204
G39	Seal, metal clad 6L80E (manual lever shaft)	1	06-13	24235861	38511
G40	Seal, metal clad (6) 6L80E (pump to valve body)	1	06-09	B33349	10150-30704
G42	Seal, metal clad (3) 6L80E (pump to valve body)	1	06-09	B33350	10150-30904
G43	Seal, metal clad (4) 6L80E (center support to valve body)	1	06-09	B33347	10150-31004
G44	Seal, metal clad 6L80E (4WD adapter housing)	1	06-09	24238076	10150-31204
G44	Seal, metal clad 6L80E (output shaft to case)	1	06-09	24238076	10150-31204

ILL	DESCRIPTION	QTY	YEAR	REFERENCE #	PART #
<b>SEALING RINGS</b>					
K10	Kit, sealing ring	1	06-10	AE	10150-31504
A50	Ring, sealing (teflon) .075" 4.235" od	1	06-10	24224584	10150-33204
A52	Ring, sealing (plastic) 1st design	3	06-10	24238248	10150-33304
A52	Ring, sealing (plastic) 2nd design	3	07-10	n/a	10150-33404
C57	Ring, sealing (teflon)(solid)	3	06-10	24224655	10150-34004
<b>CLUTCH PLATES</b>					
B60	Steel, waved .052" 6.377" id 9T	1	06-10	24239615	10150-37604
B62	Steel .070" 6.357" id 9T	6	06-10	195701-170	10150-37904
B63	Friction .065" 7.228" od 36T	6	06-10	195700-170	10150-35204
B65	Steel, waved .052" 6.733" id 18T	1	06-10	24239828	10150-38104
B66	Steel .109" 6.733" id 36T	5	06-10	195703-275	10150-38504
B68	Friction .073" 7.647" od 36T	5	06-10	195702-180	10150-35604
C69	Steel, waved .063" 4.241" id	1	06-10	24224647	10150-38704
C71	Steel .087" 4.252" id 36T	7	06-10	195705-225	10150-39004
C72	Friction .063" 5.098" od 36T	7	06-10	195704-160	10150-36004
D73	Friction .074" 7.879" od 36T	6	06-10	195706-183	10150-36304
D74	Steel .087" 6.674" id 36T	6	06-10	195707-220	10150-39304
D75	Steel, waved .058" 6.682" id	1	06-10	24224659	10150-39604
E77	Steel, waved .085" 6.012" id	1	06-10	24224734	10150-39804
E78	Steel .069" 6.009" id 36T	6	06-07	195709-173	10150-40004
E80	Friction .065" 6.993" od 54T	6	06-10	195708-163	10150-36604
<b>PRESSURE PLATES</b>					
B85	Pressure plate .315" 6.357" id 9T	1	06-10	24222632	10150-41203
A87	PP stepped .159" 6.733" id .437" oh 36T	1	06-10	24224149	10150-41503
C88	PP stepped .159" 4.252" id .310" oh 36T	1	06-10	24224159	10150-41903
D90	PP stepped .118" 6.674" id .240" oh 24T	1	06-10	24224171	10150-42503
E91	PP stepped .240" 6.009" id .313" oh 36T	1	06-10	24224175	10150-42903
<b>FILTERS</b>					
K9	Kit, filter (molded rubber)	1	06-10	AE	10150-44504
G95	Filter	1	06-10	24236933	10150-45004
<b>BUSHINGS</b>					
K13	Kit, bushing	1	06-10	SAP-45034A	10150-50004
A100	Bushing (teflon) 1.998" od .783" wide	1	06-10	24236337	10150-50704
A103	Bushing (babbitt)	1	06-10	n/a	10150-50904
A104	Bushing (babbitt)	1	06-10	n/a	10150-51104
A105	Bushing (babbitt)	1	06-10	n/a	10150-51204
A108	Bushing (babbitt)	1	06-10	n/a	10150-51504
C109	Bushing (babbitt w/dimples)	1	06-10	n/a	10150-51804
D111	Bushing (babbitt)	1	06-10	n/a	10150-52004
D112	Bushing (babbitt)	1	06-10	n/a	10150-52204
D113	Bushing (babbitt)	1	06-10	n/a	10150-52504
F115	Bushing (babbitt)	1	06-10	n/a	10150-52804
G116	Bushing (tef w/lube hole) .591" 2.193" od	1	06-10	n/a	10150-53004
G117	Bushing	1	06-10	n/a	10150-53404
<b>WASHERS/BEARINGS/RACES/SHIMS</b>					
K14	Kit, washer	1	06-10	AE	10150-54504
K12	Kit, thrust bearing	1	06-10	AE	10150-55104
A120	TW (#2)	1	06-10	24224692	10150-56204
A122	Bearing, caged w/seal .464" 3.288" id	1	06-10	24226393	10150-56504
C123	TB .199" 1.859" id 2.589" od	1	06-08	24224405	10150-56704
C125	TW .062" 2.982" id 3.540" od (3tabs)	1	06-10	24232409	10150-56904
C126	TB .142" .689" id 1.329" od (3tabs)	1	06-10	24233899	10150-57304
D127	Race w/outer lip .028" 1.382" id 2.266" od	1	06-10	n/a	10150-57504



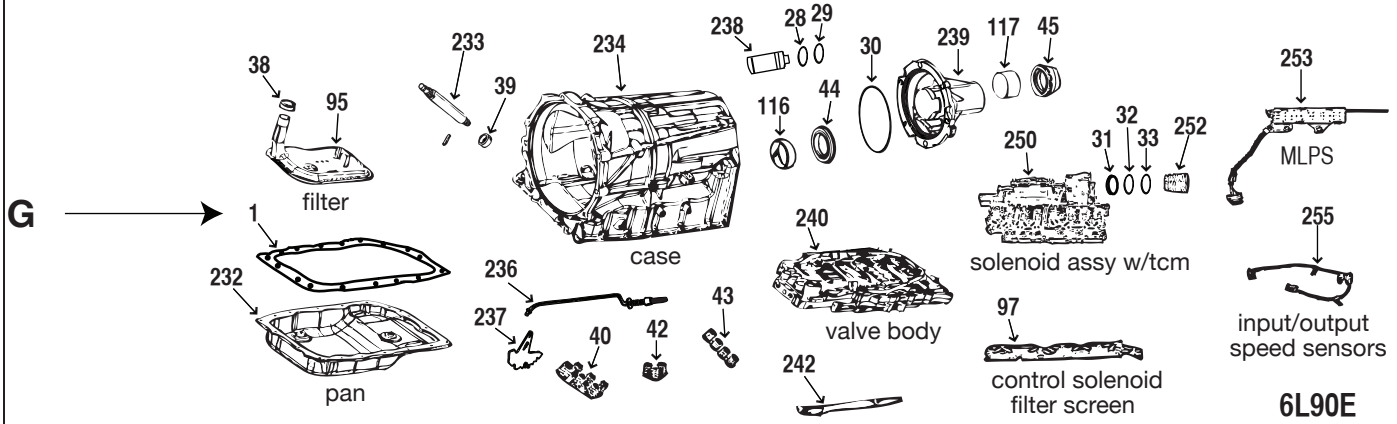
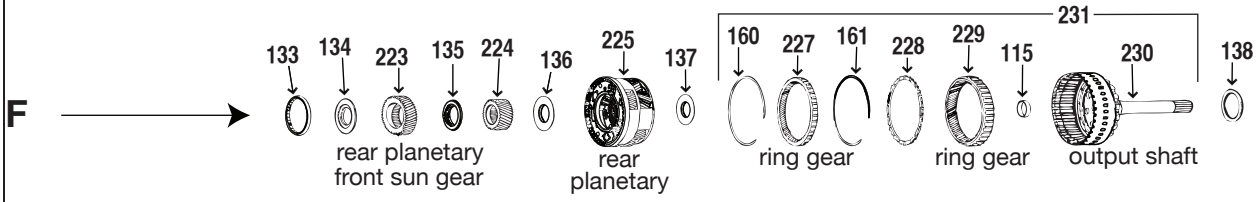
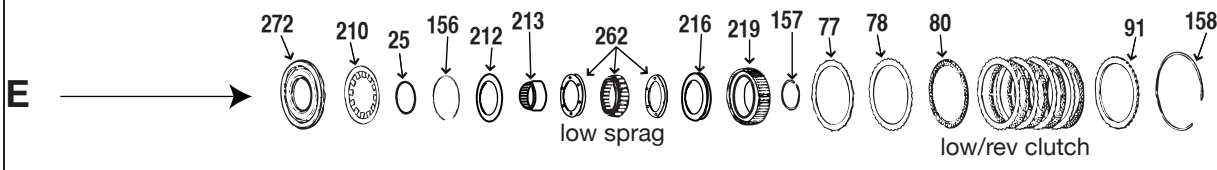
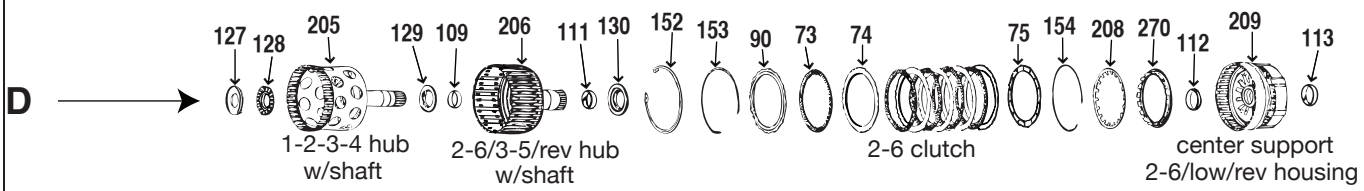
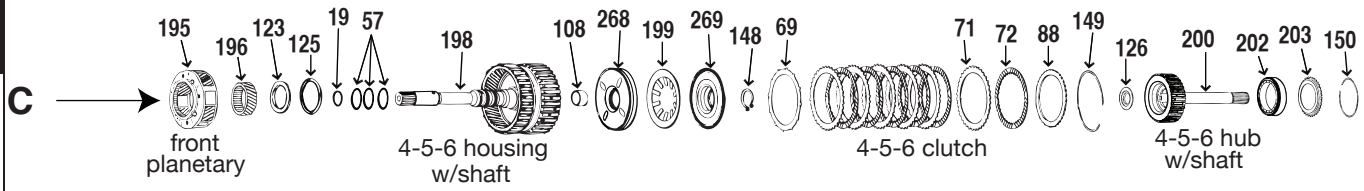
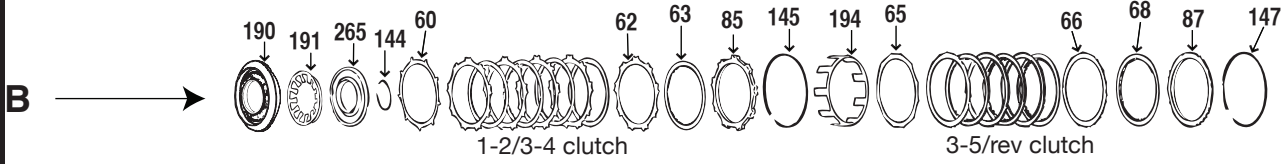
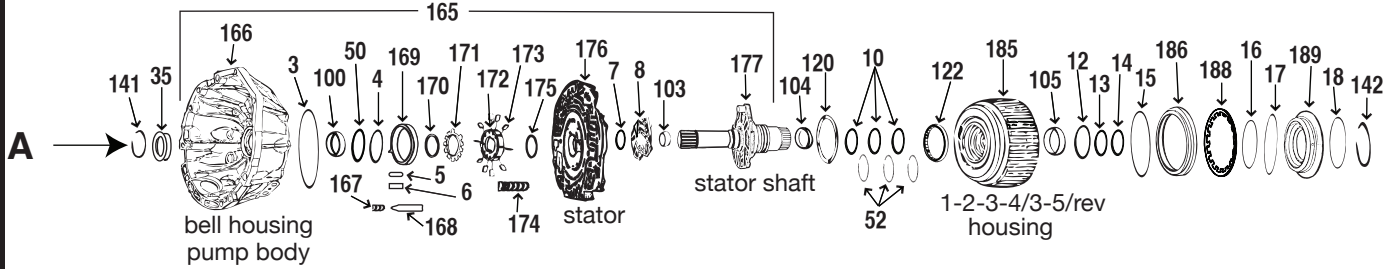
ILL	DESCRIPTION	QTY	YEAR	REFERENCE #	PART #
<b>WASHERS/BEARINGS/RACES/SHIMS (CONTINUED)</b>					
D128	TB open w/inner lip 1.098" id 2.467" od .437" oh (race to 1-2-3-4 hub)	1	06-10	24233732	10150-57804
D129	TB w/inner lip .150" 1.545" id 2.505" od .301" oh (1-2-3-4 hub to 2-6/3-5/rev hub)	1	06-10	24224163	10150-58004
D130	TB w/outer lip 2.054" id 2.825" od .245" oh (2-6/3-5/rev hub to center supt)	1	06-10	24224164	10150-58204
F133	Bearing, caged .334" 2.850" id 3.200" od center support rear to rear planetary	1	06-10	24224853	10150-58404
F134	TB w/inner lip .145" 1.881" id 2.736" od .282" oh (cent supt to rr planet s/g frt)	1	06-10	24224176	10150-58704
F135	TB w/inner lip .225" 1.428" id 2.476" od .356" oh (rear planet s/g frt to rr s/g)	1	06-10	24224178	10150-58904
F136	Bearing, thrust rear planet rear sun gear to rr planet hsg	1	06-10	n/a	10150-59104
F137	TB w/inner lip .205" 1.511" id 2.489" od rear planetary to output shaft	1	06-10	24224188	10150-59304
F138	TB 153" 2.501" id 3.371" od output shaft to case	1	06-10	n/a	10150-59504
<b>SNAP RINGS</b>					
A141	Snap ring .059" 3.190" od front seal	1	06-10	n/a	10150-62203
A142	Snap ring .069" 3.169" od 1-2-3-4 piston	1	06-10	n/a	10150-62403
B144	Snap ring .048" 2.675" od 1-2-3-4 spring retainer	1	06-10	n/a	10150-62603
B145	Snap ring .130" 9.382" od 1-2-3-4	1	06-10	n/a	10150-62903
B147	Snap ring .087" 9.382" od 3-5/rev	1	06-10	n/a	10150-63103
C148	Snap ring, w/eyelets .078" 1.345" od 4-5-6 spring retainer	1	06-10	n/a	10150-63203
C149	Snap ring .083" 5.896" od 4-5-6	1	06-10	n/a	10150-63503
C150	Snap ring, waved .066" 4.089" od 4-5-6 dampener retainer	1	06-10	n/a	10150-63703
D152	Snap ring, w/eyelets .159" 9.188" od tapered top (center support to case)	1	06-10	n/a	10150-64003
D153	Snap ring .079" 8.569" od 2-6	1	06-10	n/a	10150-64203
D154	Snap ring .115" 9.0" od (tapered to inner) 2-6 spring retainer	1	06-10	n/a	10150-64503
E157	Snap ring .059" 3.077" od low/rev spring retainer	1	06-10	n/a	10150-65003
E158	Snap ring .090" 7.989" od low/rev	1	06-10	n/a	10150-65303
F160	Snap ring .083" 7.750" od output shaft to front ring gear	1	06-10	n/a	10150-65703
F161	Snap ring .083" 7.750" od output shaft to rear ring gear spacer	1	06-10	n/a	10150-65703
<b>PUMP PARTS AND PUMPS</b>					
A165	Pump assembly 6L80E	1	06-10	24248573	10150-67003
A167	Spring, pivot pin .038" .271" od .343" ol 6L80E	1	06-10	AE	10150-68103
A168	Pin, pivot .308" od 1.265" ol 6L80E	1	06-10	AE	10150-68203
A169	Slide, pump 17.948-17.960mm .706" 6L80E (3.696" id)	1	06-10	24222668	10150-68304
A169	Slide, pump 17.961-17.974mm .707" 6L80E (3.696" id)	1	06-10	24224131	10150-68404
A169	Slide, pump 17.975-17.987mm .708" 6L80E (3.696" id)	1	06-10	24224132	10150-68504
A170	Ring, pump vane .104" 2.627" od (solid) 6L80E	1	06-07	n/a	10150-68604
A171	Guide, rotor (13 vane type) (4 tabs) 6L80E	1	06-10	n/a	10150-68704
A172	Rotor, pump 17.948-17.960mm .7066"-7071" (13 vanes)	1	06-10	SON-104532	10150-68804
A173	Vane, pump .079" .534" w .706" oh 6L80E	13	06-10	n/a	10150-69204
A174	Spring, pump slide .106" 1.911" oh 6L80E (.689" od)	1	06-10	AE	10150-69303
A175	Ring, pump vane .104" 2.627" od (solid) 6L80E	1	06-10	n/a	10150-68604
A176	Stator (pump cover) 6L80E (cast# 6CTP733120013)	1	06-10	Ae	10150-69503
A177	Shaft, stator 6L80E (w/expander rings)	1	08-10	AE	10150-69703
A177	Shaft, stator 9.198" oh w/o expander rings 36 splines front 68 splines rear	1	06-10	AE	10150-69903
<b>HARD PARTS</b>					
n/a	Kit, repair PR bore Pressure regulator bore repair	1	06-16	6L8-VL-PR3	10150-17509
A185	Housing (1st design) 1-2-3-4/3-5/rev	1	06-06	24240398	10150-72203
A185	Housing (2nd design) 1-2-3-4/3-5/rev (ink #8YDXX331205955)	1	06-10	24237185	10150-72303
A186	Piston (1st design) 3-5/rev (casting #24238697/24238696)	1	06-08	24238696	10150-72503
A186	Piston (2nd design) 3-5/reverse clutch	1	08-10	24242871	10150-72603
A188	Spring, diaphragm 3-5/reverse clutch	1	06-07	24224878	10150-72903
A188	Spring, diaphragm .055" 6.905" od 3-5/rev 16 fingers	1	08-10	24237308	10150-73003
A189	Piston, housing 1-2-3-4 clutch	1	06-07	24224700	10150-73203
A189	Piston, housing (2nd design) 1-2-3-4 clutch (casting #24238699)	1	08-10	24238699	10150-73303
B190	Piston, 1-2-3-4 clutch 6L80E	1	06-07	24224146	10150-73503
B190	Piston, (2nd design) 1-2-3-4 clutch (casting #24238700)	1	08-10	24238700	10150-73603

# 6L80E

6L80E

ILL	DESCRIPTION	QTY	YEAR	REFERENCE #	PART #
<b>HARD PARTS (CONTINUED)</b>					
B191	Spring, diaphragm .063" 5.401" od	1	06-10	24224707	10150-74003
B194	Ring, apply 7.625" od 1.850" oh	1	06-10	24224633	10150-74403
C195	Planetary 4 pin 22T gears	1	06-10	24236874	10150-74703
C196	Gear, sun 2.542" od 1.044" oh 50T	1	06-10	24224404	10150-74903
C198	Housing, 4-5-6 w/shaft 6 cl 36 spl	1	06-10	n/a	10150-75103
C199	Spring, diaphragm .076" 4.720" od	1	06-10	24224714	10150-75303
C200	Hub, w/shaft 32 spl 9.125" oh	1	06-10	24234116	10150-75403
C202	Dampener 2.832" id 3.815" od .880" oh	1	06-10	24230368	10150-75703
C203	Retainer, dished .070" 2.605" id 36T	1	06-10	24230370	10150-76003
D205	Hub, w/shaft 6.250" od 11.0" oh 36 spl	1	06-10	24224162	10150-76203
D206	Hub, w/shaft 6.576" od 8.0" oh 62 spl	1	06-10	24235127	10150-76503
D208	Spring, diaphragm .062" 8.0" od	1	06-10	24224725	10150-77003
D209	Support, center 8.5" od 5.345" oh	1	06-10	24232457	10150-77203
E210	Spring, diaphragm .069" 5.313" od	1	06-10	24224172	10150-77403
E211	Sprag, assembly	1	06-10	n/a	10150-94103
E213	Race, inner sprag 1.305" oh 3.886" od	1	06-10	n/a	10150-77803
E219	Race, outer sprag 4.630" id 5.851" od	1	06-10	n/a	10150-79303
F223	Gear, sun 1 groove 3.114" od .968" oh 46T	1	06-10	24224177	10150-79403
F224	Gear, sun 2.495" od 1.720" oh 35T	1	06-10	24235435	10150-79603
F224	Gear, sun 1 groove 2.492" od 1.273" oh 35T	1	06-10	n/a	10150-79703
F225	Planetary, rear 24T frt pn 26T/24T rr pin	1	06-10	n/a	10150-79903
F227	Gear, ring 2 groove 7.307" od .947" oh 92T	1	06-10	24224194	10150-80203
F228	Spacer .256" 6.5" id 34T	1	06-10	24227962	10150-80503
F229	Gear, ring 1 groove 7.307" od 92T	1	06-10	24230545	10150-80703
F230	Shaft, output 7.5" od 8.250" oh 32 spl	1	06-12	24238883	10150-81003
F230	Shaft, output 7.5" od 11.750" oh 32 spl	1	06-12	AE	10150-81103
F230	Shaft, output 7.5" od 15" oh 32 spl	1	06-06	AE	10150-81203
F231	Shaft, output 7.5" od 8.250" oh 32 spl	1	12-14	n/a	10150-81013
F231	Shaft, output 7.5" od 11.750" oh 32 spl	1	12-14	n/a	10150-81113
F231	Shaft, output 7.5" od 15" oh 32 spl	1	12-14	n/a	10150-81213
G232	Pan, oil	1	06-10	24239529	10150-81503
G233	Shaft, manual lever .498" 3.861" long	1	06-10	n/a	10150-82003
G234	Case, casting# 24242272	1	06-10	n/a	10150-82403
G236	Rod, park	1	06-10	n/a	10150-82803
G236	Rod, park 14.0" long	1	06-10	n/a	10150-82903
G237	Lever, detent	1	06-07	24234565	10150-83003
G237	Lever, detent	1	08-10	24242343	10150-83103
G238	Guide, park pawl actuator	1	06-10	24224348	10150-83303
G239	Housing, extension 2WD	1	06-10	n/a	10150-83503
G240	Valve body assembly	1	06-10	8A 7L33114172	10150-84103
G242	Detent, spring	1	06-07	24222646	10150-84803
G242	Detent, spring	1	08-10	24242341	10150-84903
<b>ELECTRICAL COMPONENTS</b>					
G250	Solenoid with TCM assembly	1	06-10	24238968	10150-85404
G250	Solenoid with TCM assembly	1	06-10	AE	10150-85403
G250	Solenoid with TCM assembly	1	08-10	24241890	10150-85504
G250	Solenoid with TCM assembly	1	08-10	AE	10150-85503
G252	Connector, wiring	1	06-10	24239878	10150-86004
G253	Switch, manual lever position	1	06-10	24224216	10150-86504
G255	Sensors, speed w/harness (w/o offset)	1	06-07	24222652	10150-87504
G255	Sensors, speed w/harness (w/o offset)	1	06-10	24238417	10150-87604
G255	Sensors, speed w/harness (w/offset)	1	12-14	24265536	10150-87614




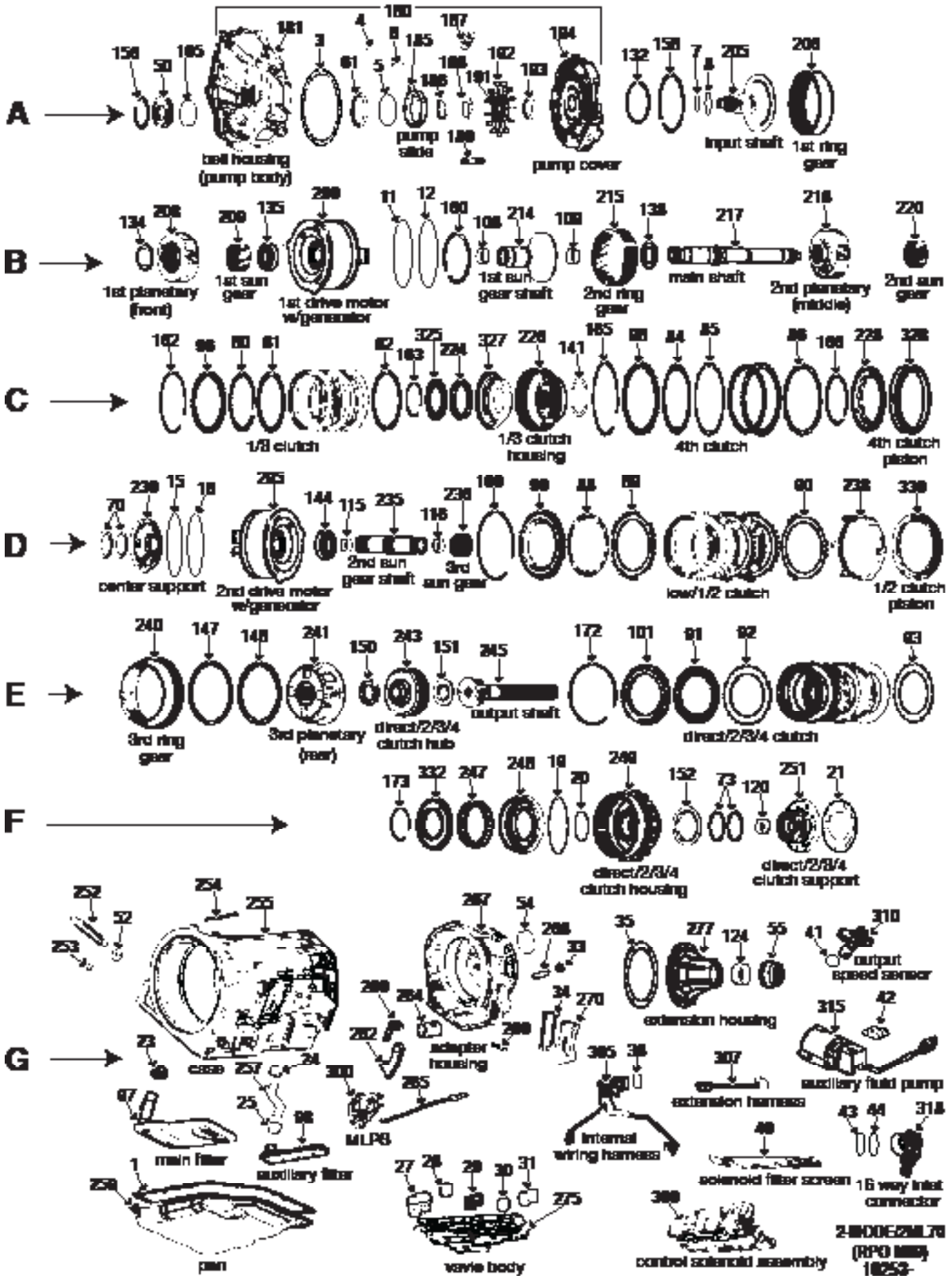


ILL	DESCRIPTION	QTY	YEAR	REFERENCE #	PART #
<b>REBUILDER KITS</b>					
K4	Master deluxe kit w/pistons	1	07-10	AE	10151-10004
K4	Master deluxe kit w/o pistons	1	07-10	AE	10151-10104
K5	Master kit w/steels w/pistons	1	07-10	AE	10151-11004
K5	Master kit w/steels w/o pistons	1	07-10	AE	10151-11104
K6	Master kit w/o steels w/pistons	1	07-10	AE	10151-12004
K6	Master kit w/o steels w/o pistons	1	07-10	AE	10151-12104
K7	O/H gasket set w/seals-rings w/pistons	1	07-10	FDB-2566	10151-13004
K7	O/H gasket set w/seals-rings w/o pistons	1	07-10	FDB-2530	10151-13104
<b>VALVE BODY KITS</b>					
K15	Shift Kit® 6L90	1	10-16	SK®6L80	10150-17009
<b>GASKETS AND RUBBER COMPONENTS</b>					
G1	Gasket, oil pan (molded rubber) 6L90E	1	07-10	B33356	10151-20004
n/i	Seal, fill tube boot dipstick boot	1	10-16	15796802	13921
n/i	Gasket adapter housing gasket	1	11-16	24263164	13589A
n/i	Gasket, cooler line 6L90E	1	07-16	15251488	10150-29004
<b>METAL CLAD SEALS</b>					
A35	Seal, metal clad 46.6x73/76x7.2/9.7 front	1	07-10	24237531	10150-30104
G48	Seal, metal clad 2WD extension housing	1	07-10	B37110	205-22029
G44	Seal, metal clad 4WD adapter housing	1	07-10	24238076	10150-31204
<b>CLUTCH PLATES</b>					
B62	Steel .070" 6.357" id 9T 1-2-3-4 clutch	6	07-10	195701-170	10150-37904
B63	Friction .065" 7.228" od 36T 1-2-3-4 clutch	7	07-10	195700-170	10150-35204
B66	Steel .109" 6.733" id 36T 3-5/reverse clutch	5	07-10	195703-275	10150-38504
B68	Friction .073" 7.647" od 36T 3-5/reverse clutch	5	07-10	195702-180	10150-35604
C71	Steel .087" 4.252" id 36T 4-5-6 clutch	7	07-10	195705-225	10150-39004
C72	Friction .063" 5.098" od 36T 4-5-6 clutch	7	07-10	195704-160	10150-36004
D73	Friction .074" 7.879" od 36T 2-6 clutch	6	07-10	195706-183	10150-36304
D74	Steel .087" 6.674" id 36T 2-6 clutch	6	07-10	195707-220	10150-39304
E78	Steel .069" 6.009" id 36T low/reverse clutch	6	07-10	195709-173	10150-40004
E80	Friction .065" 6.993" od 54T low/reverse clutch	6	07-10	195708-163	10150-36604
<b>FILTERS</b>					
K9	Kit, filter (molded rubber) 6L90E	1	07-10	AE	10151-44504
G95	Filter 6L90E	1	07-10	24236931	10150-45004
<b>BUSHINGS</b>					
K13	Kit, bushing 6L90E	1	07-16	OMT-133500	10150-50004
<b>WASHERS/BEARINGS/RACES/SHIMS</b>					
C125	TW .062" 2.982" id 3.540" od (6tabs) front planetary to 4-5-6 housing	1	10-14	n/a	10151-56904
<b>PUMP PARTS AND PUMPS</b>					
n/i	Rotor, pump 17.948-17.960mm .7066"-7071" (13 vanes)	1	10-16	SON-104532	10150-68804
<b>HARD PARTS</b>					
B194	Ring, apply 7.625" od 2.002" oh 3-5 /rev	1	07-16	AE	10151-74403
C195	Planetary 6 pin 22T gears front input (ink # 7YDXX331125140)	1	07-16	AE	10151-74703
C198	Housing, 4-5-6 w/shaft 7 cl 36 spl 5.640" od 13.750" oh 3.810" wide 93T rg	1	07-16	AE	10151-75103
C200	Hub, w/shaft 32 spl 10.380" oh 4-5-6( cast #6DFH733110047)	1	07-16	AE	10151-75403
C202	Dampener 2.832" id 3.815" od 1.235" oh 4-5-6 hub (ink #24233481)	1	07-16	AE	10151-75703
C203	Retainer, dished .070" 2.605" id 36T 4-5-6 hub .175" oh	1	07-16	AE	10151-76003
D205	Hub, w/shaft 6.250" od 12.0" oh 36 spl 1-2-3-4 (ink #318-07-8402)	1	07-16	AE	10151-76203
D206	Hub, w/shaft 6.576" od 8.50" oh 62 spl 2-6/3-5/rev (ink #275-07-8400)	1	07-16	AE	10151-76503
D209	Support, center 8.5" od 5.640" oh 2-6/low/rev (cast #24226657)	1	07-16	AE	10151-77203
F225	Planetary, rear 5.214" oh 24T frt pin tall rear sun gear (ink #7YDXX331201350)	1	07-16	AE	10151-80003
F229	Gear, ring 2 groove 7.307" od 92T rear ring 1.597" oh	1	07-16	AE	10151-80703
F230	Shaft, output 7.5" od 9.125" oh 29 spl 6L90E	1	07-16	AE	10151-81003

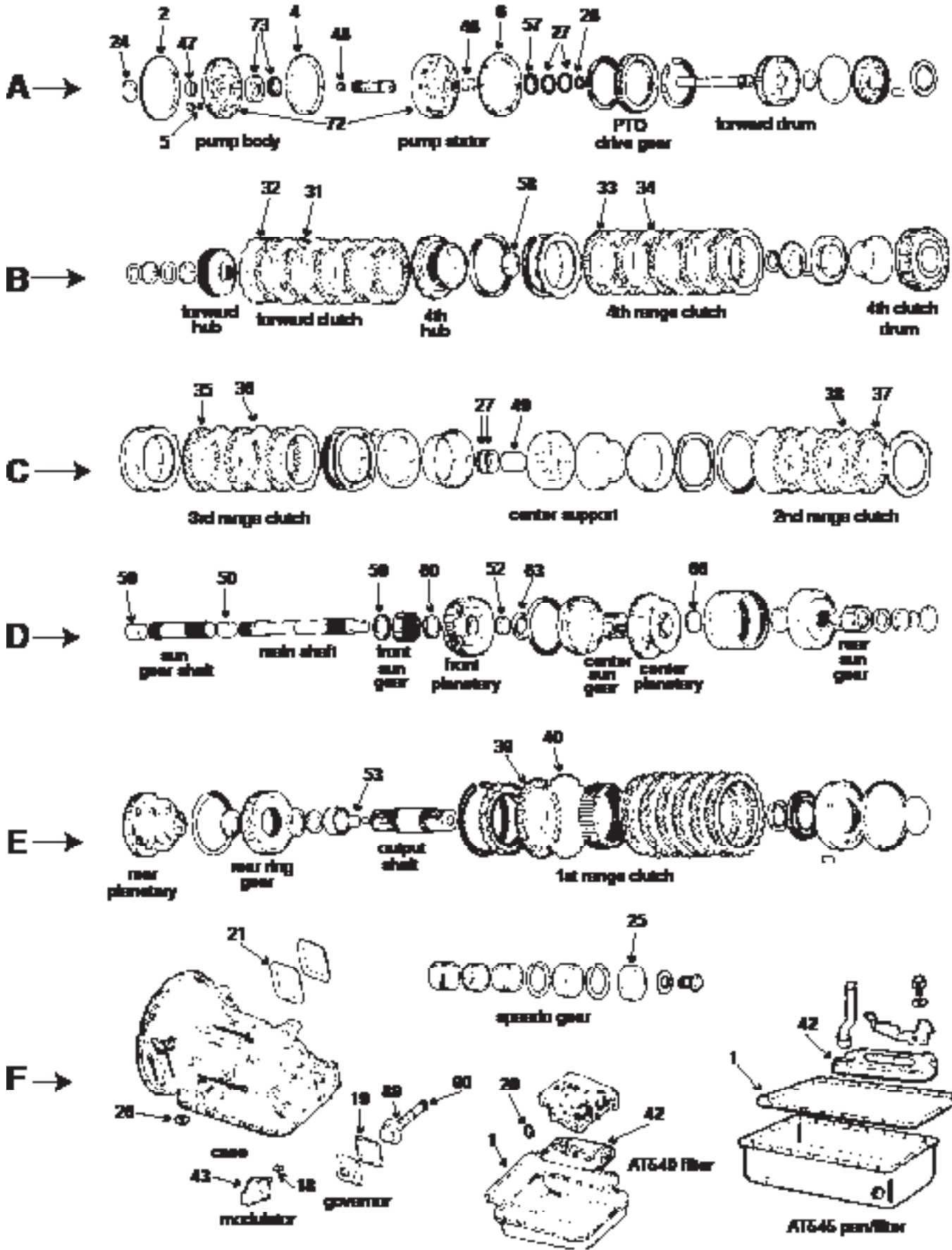








ILL	DESCRIPTION		QTY	YEAR	REFERENCE #	PART #
<b>TECHNICAL MANUALS</b>						
K53	Tech manual 2ML70/MODE dis/assembly	diagnosis/troubleshooting	1	08-10	n/a	010-330
<b>REBUILDER KITS</b>						
K5	Master kit w/steels	w/pistons	1	08-10	AE	10253-11004
K5	Master kit w/steels	w/o pistons	1	08-10	AE	10253-11104
K6	Master kit w/o steels	w/pistons	1	08-10	AE	10253-12004
K6	Master kit w/o steels	w/o pistons	1	08-10	AE	10253-12104
K7	O/H gasket set w/seals-rings	w/pistons	1	08-10	n/a	10253-13004
K7	O/H gasket set w/seals-rings	w/o pistons	1	08-10	n/a	10253-13104
<b>GASKETS AND RUBBER COMPONENTS</b>						
G1	Gasket, oil pan	molded rubber	1	08-10	n/a	10253-20004
A3	Gasket	pump	1	08-10	n/a	10253-28004
<b>METAL CLAD SEALS</b>						
A50	Seal, metal clad	front	1	08-10	n/a	10253-30004
G55	Seal, metal clad	rear	1	08-10	n/a	10253-30005
G54	Seal, metal clad	adapter housing	1	08-10	n/a	10253-30006
<b>SEALING RINGS</b>						
K10	Kit, sealing ring	sealing rings	1	08-10	n/a	10253-31504
<b>CLUTCH PLATES</b>						
C80	Friction	1st/3rd clutch	4	08-10	n/a	10253-35104
C81	Steel	1st/3rd clutch	4	08-10	n/a	10253-37504
C82	Steel, waved	1st/2nd clutch	1	08-10	n/a	10253-40704
C84	Friction	4th clutch	2	08-10	n/a	10253-35204
C85	Steel	4th clutch	2	08-10	n/a	10253-37604
C86	Steel, waved	4th clutch	1	08-10	n/a	10253-40804
D88	Friction	1st/2nd clutch	4	08-10	n/a	10253-35304
D89	Steel	1st/2nd clutch	4	08-10	n/a	10253-37704
D90	Steel, waved	1st/2nd clutch	1	08-10	n/a	10253-40904
E91	Friction	2nd/3rd/4th clutch	4	08-10	n/a	10253-35404
E92	Steel	2nd/3rd/4th clutch	4	08-10	n/a	10253-37804
D93	Steel, waved	2nd/3rd/4th clutch	1	08-10	n/a	10253-41004
<b>PRESSURE PLATES</b>						
C96	Pressure plate	1st/3rd clutch	1	08-10	n/a	10253-41103
C98	Pressure plate	4th clutch	1	08-10	n/a	10253-41603
D99	Pressure plate	1st/2nd clutch	1	08-10	n/a	10253-42103
E101	Pressure plate	2nd/3rd/4th clutch	1	08-10	n/a	10253-42603
<b>FILTERS</b>						
K10	Kit, filter	2WD	1	08-10	AE	10253-44504
K10	Kit, filter	4WD	1	08-10	AE	10253-44604
G97	Filter	2WD	1	08-10	n/a	10253-45004
G97	Filter	4WD	1	08-10	n/a	10253-45104
G98	Filter, auxiliary	all	1	08-10	AE	10253-45504
<b>BUSHINGS</b>						
K13	Kit, bushing	bushing kit	1	08-10	AE	10253-50004
<b>WASHERS/BEARINGS/RACES/SHIMS</b>						
K12	Kit, thrust bearing	thrust bearings	1	08-10	AE	10253-55104
<b>PUMP PARTS AND PUMPS</b>						
A180	Pump assembly	exchange needed	1	08-10	AE	10253-67003
<b>BONDED PISTONS</b>						
C327	Piston, bonded rubber	1st/3rd clutch	1	08-10	n/a	10253-96104
C328	Piston, bonded rubber	4th clutch	1	08-10	n/a	10253-96304
D330	Piston, bonded rubber	1st/2nd clutch	1	08-10	n/a	10253-96504
F332	Piston, bonded rubber	2nd/3rd/4th clutch	1	08-10	n/a	10253-97004



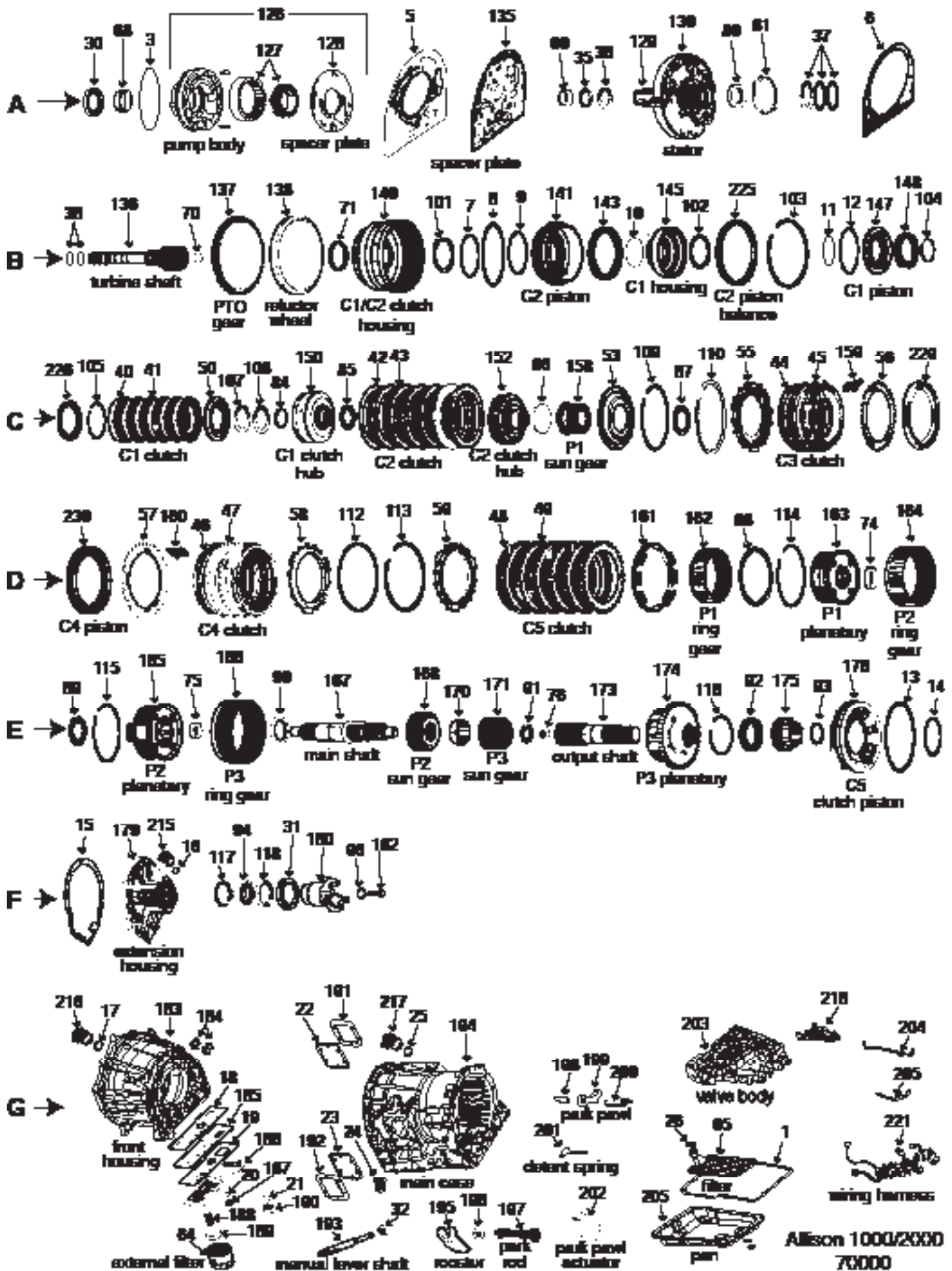
AT540/545  
11000

ILL	DESCRIPTION	QTY	YEAR	REFERENCE #	PART #
<b>REBUILDER KITS</b>					
K5	Master kit w/steels	1	70-99	AE	K1100
K6	Master kit w/o steels	1	70-99	AE	K1100-LS
K7	O/H gasket set w/seals-rings	1	70-99	AE	K11900
<b>GASKETS AND RUBBER COMPONENTS</b>					
F1	Gasket, oil pan	1	70-99	6885423	13540X
F1	Gasket, oil pan	1	70-99	23016682	13540D
A2	Seal, lathe cut	1	70-99	23016599	3877L
A4	Seal, lathe cut	1	70-99	23016600	13152
A5	Washer, coated	17	70-99	8626281	13268A
A6	Gasket, charging pump to case	1	70-99	23015883	13403
F18	O'ring	1	70-99	10054241	3410L
F19	Gasket	1	70-99	23011670	3914L
F20	O'ring	1	70-99	1363951	3547L
F21	Gasket, power take off cover (PTO)	1	70-99	23016683	3915L
<b>METAL CLAD SEALS</b>					
A24	Seal, metal clad	1	70-99	23015975	38151A
F25	Seal, metal clad	1	70-99	6778050	11850
F26	Seal, metal clad	1	70-99	23010610	38511
<b>SEALING RINGS</b>					
K10	Kit, sealing ring	1	70-99	AE	K11901
A27	Ring, sealing	2	70-99	8621075	11302
C27	Ring, sealing	2	70-99	8621075	11302
A28	Ring, sealing	1	70-99	8616052	11301
<b>CLUTCH PLATES</b>					
B31	Friction .080" 5.890" od 42T	5	70-99	23042197	11103
B32	Steel .090" 4.585" id 12T	5	70-99	29530330	34305C
B33	Friction .080" 5.890" od 42T	5	70-99	23042197	11103
B34	Steel .090" 4.585" id 12T	5	70-99	29530330	34305C
C35	Friction .100" 9.100" od 80T	3	70-99	23042199	11104
C36	Steel .098" 7.250" id 9T	3	70-99	23045554	11105
C37	Friction .100" 9.100" od 80T	3	70-99	23042199	11104
C38	Steel .098" 7.250" id 9T	3	70-99	23045554	11105
E39	Friction .097" 8.150" od 60T	7	70-99	23041097	11106
E40	Steel .098" 6.500" id 30T	7	70-99	6831705	11107
<b>FILTERS</b>					
K9	Kit, filter (metal screen)	1	70-99	AE	FK11800
K9	Kit, filter (w/large filter)	1	70-99	AE	FK21800
F42	Filter (2nd type brass flat)	1	70-99	6437741	34661S
F42	Filter (large type)	1	70-99	6883044	21800
<b>MODULATORS</b>					
F43	Modulator	1	70-99	3039092	11820A
<b>BUSHINGS</b>					
A47	Bushing (babbit)	1	70-99	23018806	8005
A47	Bushing (bronze)	1	70-99	6880917	11005
A48	Bushing (not in kit)	2	70-99	6836272	34002
C49	Bushing	1	70-99	23012990	11000
D50	Bushing (not in kit)	2	70-99	6836272	34002
D52	Bushing	1	70-99	6831689	11001
E53	Bushing	1	70-99	8622947	11002









Allison 1000/2000 70000

ILL	DESCRIPTION	QTY	YEAR	REFERENCE #	PART #
<b>TECHNICAL MANUALS</b>					
K53	Tech manual Allison 1000 dis/assembly diagnosis/troubleshooting	1	03-07	n/a	010-325
<b>REBUILDER KITS</b>					
K4	Master deluxe rebuild kit w/pistons	1	00-05	AE	K7000-R
K4	Master deluxe rebuild kit w/o pistons	1	00-05	AE	K7000A-R
K4	Master deluxe rebuild kit w/pistons	1	06-09	AE	K7000B-R
K4	Master deluxe rebuild kit w/o pistons	1	06-09	AE	K7000C-R
K4	Master deluxe rebuild kit w/pistons	1	10-14	AE	K7000D-R
K4	Master deluxe rebuild kit w/o pistons	1	10-14	AE	K7000E-R
K5	Master kit w/steels w/pistons	1	00-05	AE	K7000
K5	Master kit w/steels w/o pistons	1	00-05	AE	K7000A
K5	Master kit w/steels w/pistons	1	06-09	AE	K7000B
K5	Master kit w/steels w/o pistons	1	06-09	AE	K7000C
K5	Master kit w/steels w/pistons	1	10-14	AE	K7000D
K5	Master kit w/steels w/o pistons	1	10-14	AE	K7000E
K6	Master kit w/o steels w/pistons	1	00-05	AE	K7000-LS
K6	Master kit w/o steels w/o pistons	1	00-05	AE	K7000A-LS
K4	Master kit w/o steels w/pistons	1	06-09	AE	K7000B-LS
K6	Master kit w/o steels w/o pistons	1	06-09	AE	K7000C-LS
K6	Master kit w/o steels w/pistons	1	10-14	AE	K7000D-LS
K6	Master kit w/o steels w/o pistons	1	10-14	AE	K7000E-LS
K7	O/H gasket set w/seals-rings w/pistons	1	00-05	FDB-2446	K70900
K7	O/H gasket set w/seals-rings w/o pistons	1	00-05	FDB-2485	K70900A
K7	O/H gasket set w/seals-rings w/pistons	1	06-09	FDB-2503	K70900B
K7	O/H gasket set w/seals-rings w/o pistons	1	06-14	FDB-2504	K70900C
K7	O/H gasket set w/seals-rings w/pistons	1	10-14	FDB-2627	K70900D
K11	Kit, external seals/gaskets w/o pistons	1	00-14	AE	K70900-2
K43	Kit, bonded rubber pistons Allison 1000/2000	1	00-05	AE	K70585
K43	Kit, bonded rubber pistons Allison 1000/2000	1	06-09	AE	K70586
K43	Kit, bonded rubber pistons Allison 1000/2000	1	10-14	AE	K70587
<b>VALVE BODY KITS</b>					
K15	Shift Kit® (6 speed) Allison 1000/2000	1	05-07	n/a	K70908-JR
K15	Shift Correction Package Allison 1000/2000	1	00-07	n/a	S70908
K15	Shift Kit® (5 speed) standard/HD/racing/street performance	1	00-04	ALLISON-SK	Allison-SK
K15	Kit, lockup boost increases lockup capacity for Allison 1000	1	01-03	A1-LU-BST	K70910
K15	Kit, lockup boost increases lockup capacity for Allison 1000	1	04-07	A1-LU-BST-04	K70910A
<b>GASKETS AND RUBBER COMPONENTS</b>					
G1	Gasket, oil pan Allison 1000 (molded rubber)	1	00-14	29536526	14028R
A3	O'ring pump body	1	00-14	29537620	14089
A5	Gasket, front/bell housing to spacer plate Allison 1000/2000	1	00-14	29540130	14087
A6	Gasket, spacer plate to main case Allison 1000/2000	1	00-14	29536478	14081
B7	Seal, lathe cut C2 clutch (middle)	1	00-14	29536101	14094
B8	Seal, lathe cut C2 clutch (large outer)	1	00-05	29536102	14095
B8	Seal, lathe cut C2 clutch (large outer)	1	06-14	FDB-B27546	14095A
B9	Lip seal C2 clutch (small inner)	1	00-05	29536103	14093
B9	Lip seal C2 clutch (small inner)	1	06-14	FDB-B28442	14093A
B10	O'ring C1 clutch housing	1	00-14	29507437	14092
B11	Lip seal C1 clutch (inner)	1	00-05	29536111	14091
B11	Seal, lathe cut C1 clutch (inner)	1	06-14	FDB-B27554	14091A
B12	Seal, lathe cut C1 clutch (outer)	1	00-05	29531293	14090
B12	Seal, lathe cut C1 clutch (outer)	1	06-14	FDB-B27546	14095A
E13	Lip seal C5 clutch (outer)	1	00-14	29534894	14097
E14	Lip seal C5 clutch (inner)	1	00-14	29536858	14096
F15	Gasket, extension housing Allison 1000/2000	1	00-14	29536941	14088

# Allison 1000•2000•2400

Allison 1000•2000•2400

ILL	DESCRIPTION		QTY	YEAR	REFERENCE #	PART #
<b>GASKETS AND RUBBER COMPONENTS (CONTINUED)</b>						
F16	O'ring .970"	input/output/turbine speed	3	00-14	29534145	1025
G20	Seal, pump bolt	bell housing to stator	10	00-14	29535578	14084
G22	Gasket, PTO cover	Allison 1000/2000	2	00-14	29531325	23535A
G24	Multi lip seal (boot)	Allison 1000/2000 (filler tube boot)	1	00-14	n/a	13925
G26	Seal, filter	Allison 1000/2000	1	00-14	29535601	14098
n/i	Gasket (6-bolt holes)	adapter to transfer case	1	00-14	24242395	13589
n/i	O'ring	Allison 1000/2000 (case connector)	1	00-14	n/a	1024
n/i	Washer, bell housing to case	copper replacement	2	00-14	10139097	14099
<b>METAL CLAD SEALS</b>						
A30	Seal, metal clad	front	1	00-14	29540309	70151
F31	Seal, metal clad	rear (2WD/4WD)	1	00-14	29536379	70155
G32	Seal, metal clad	manual lever shaft	1	00-14	n/a	38511
<b>SEALING RINGS</b>						
K10	Kit, sealing ring (vespel)	Allison 1000/2000	1	00-14	29536405	K70903
A35	Ring,sealing (vespel)	stator shaft (front)	1	00-14	29531037	70300
A36	Ring, sealing (vespel)	stator shaft (center)	1	00-14	29531038	70302
A37	Ring, sealing (vespel)	stator support to C1/C2 housing	3	00-14	29531039	70303
B38	Ring,sealing (vespel)	turbine shaft	2	00-14	29531037	70300
<b>CLUTCH PLATES</b>						
C40	Steel .086" 4.473" od 34T (internal teeth)	C1 clutch	6	00-14	29530314	70105
C41	Friction .098" 3.230" id 36T (external T)	C1 clutch	6	00-09	29538468	70104
C41	Friction .070" 3.230" id 36T	C1 clutch (Sunburst grooved)	7	10-14	29546276	70104A
C42	Steel .086" 6.302" id 42T	C2 clutch	7	00-14	29530315	70101
C42	Steel .067" 6.302" id 42T	C2 clutch	sel	00-09	n/a	70101A
C43	Friction .097" 7.500" od 24T	C2 clutch	6	00-14	29538469	70100
C44	Friction .097" 8.670" od 117T	C3 clutch	4	00-09	29531049	70102
C44	Friction .072" 8.670" od 117T	C3 clutch (waved)	4	10-14	29546270	70102A
C44	Friction .078" 8.670" od 117T	C3 clutch	5	00-14	RAY-R600935	70102X
C45	Steel .098" 7.111" id 27T	C3 clutch	3	00-09	29531048	70103
D46	Friction .097" 8.670" od 117T	C4 clutch	5	00-09	29531049	70102
D46	Friction .072" 8.670" od 117T	C4 clutch (waved)	5	10-14	2954270	70102A
D46	Friction .078" 8.670" od 117T	C4 clutch	5	00-14	RAY-R600935	70102X
D47	Steel .098" 7.111" id 27T	C4 clutch	4	00-09	29531048	70103
D47	Steel .098" 7.111" id 27T	C4 clutch	6	10-14	29546701	70103A
D48	Friction .098" 8.670" od 115T	C5 clutch	6	00-14	29537393	70106
D49	Steel .098" 7.108" id 36T	C5 clutch	5/6	00-14	29536482	70107
D49	Steel .078" 7.108" id 36T	C5 clutch	sel	00-14	29536481	70107A
D49	Steel .118" 7.108" id 36T	C5 clutch	sel	00-14	29536483	70107B
<b>PRESSURE PLATES</b>						
C50	Pressure plate 5.84-6.04mm 34T	C1 clutch (internal teeth)	sel	00-14	29538521	70717-R
C50	Pressure plate 6.28-6.48mm 34T	C1 clutch (internal teeth)	sel	00-14	29538522	70717A-R
C50	Pressure plate 6.73-6.93mm 34T	C1 clutch (internal teeth)	sel	00-14	29538523	70717B-R
C50	Pressure plate 7.18-7.38mm 34T	C1 clutch (internal teeth)	sel	00-14	29538524	70717C-R
C50	Pressure plate 7.63-7.83mm 34T	C1 clutch (internal teeth)	sel	00-14	29538525	70717D-R
C53	Pressure plate 26T (internal) 42T	C2 clutch/P1 drive flange (external teeth)	1	00-14	29531094	70718-R
C55	Pressure plate	C3 clutch	1	00-14	29535640	70721-R
C56	Pressure plate (w/o 2.80mm slot)	C3 clutch (apply)(use spring # 70935-R)	1	00-03	29535637	70720-R
C56	Pressure plate (w/ 2.80 mm slot)	C3 clutch (apply)(use spring # 70935A-R)	1	04-14	29542192	70720A-R
D57	Pressure plate (w/o 2.80mm slot)	C4 clutch (apply)(use spring # 70935-R)	1	00-03	29535637	70720-R
D57	Pressure plate (w/ 2.80 mm slot)	C4 clutch (apply)(use spring # 70935A-R)	1	04-14	29542192	70720A-R
D58	Pressure plate	C4 clutch (backing)	1	00-14	29535639	70719-R
D59	Pressure plate	C5 clutch (backing)	1	00-14	29531058	70722-R

ILL	DESCRIPTION	QTY	YEAR	REFERENCE #	PART #
<b>FILTERS</b>					
K9	Kit, filter shallow pan	1	00-05	AE	FK70710
K9	Kit, filter deep pan	1	00-05	AE	FK70710A
F64	Filter, spin-on	1	00-16	29539579	70711
G65	Filter, shallow pan	1	00-05	29537965	70710
G65	Filter, deep pan	1	00-05	29537966	70710A
G65	Filter, shallow pan, 2nd design	1	06-16	29542833	70710B
G65	Filter, deep pan, 2nd design	1	10-16	29542824	70710C
<b>BUSHINGS</b>					
K12	Kit, bushing	1	00-14	AE	K70901
A68	Bushing	1	00-14	29536703	70005
A69	Bushing 33.8mm id	1	00-14	29538159	70001
B70	Bushing (coated)	1	00-14	29531005	70002
B71	Bushing	1	00-14	29531072	70003
D74	Bushing	1	00-14	29536123	70004
E75	Bushing 36mm id	1	00-14	29531112	70006
E76	Bushing (coated)	1	00-14	29531005	70002
<b>WASHERS/BEARINGS/RACES/SHIMS</b>					
K14	Kit, thrust bearing	1	00-14	n/a	K70906
K13	Kit, thrust washer	1	00-14	n/a	K70907
A80	Bearing, caged type	1	00-14	29531013	70501
A81	Thrust washer (plastic)	1	00-14	29531035	70400
C84	Bearing, thrust .147" 1.722" od	1	00-04	29531089	70504
C84	Bearing, thrust .179" 2.120" od	1	05-14	29549501	70504A
C85	Bearing, thrust	1	00-14	29531090	70505
C86	Thrust washer .060" (metal) 4 tabs	1	00-01	29536475	70402
C86	TW .105" (metal) 4 short tabs .100"-.150"	1	01-03	29536963	70402A
C86	TW .105" (metal) 4 long tabs .160"-.245"	1	00-14	29537515	70402B
C87	Bearing, thrust 2.050" id 2.850" od	1	00-14	29531095	70503
D88	Thrust washer (plastic) 2 tabs	1	00-14	29536862	70401
E89	Bearing, thrust	1	00-14	29531106	70507
E90	Bearing, thrust 2.050" id 2.850" od	1	00-05	29531095	70503
E90	Bearing, thrust 1.890" id 2.820" od	1	05-14	29541702	70503A
E91	Bearing, thrust .147" 1.722" od	1	00-02	29531089	70504
E91	Bearing, thrust .179" 2.120" od	1	02-14	29549501	70504A
E92	Bearing, caged type	1	00-14	29531151	70509
E93	Shim .245-.295mm	1	00-14	29536850	70403
E93	Shim .475-.525mm	1	00-14	29536851	70403A
E93	Shim .705-.755mm	1	00-14	295326852	70403B
E93	Shim .935-.985mm	1	00-14	29536853	70403C
E93	Shim 1.185-1.215mm	1	00-14	29536854	70403D
E93	Shim 1.395-1.445mm	1	00-14	29536855	70403E
E93	Shim 1.625-1.675mm	1	00-14	29536856	70403F
F94	Bearing, ball type	1	00-14	23047970	70510
F96	Washer	1	00-14	29536848	70404
<b>SNAP RINGS</b>					
B101	Snap Ring (eyelet type)	1	00-14	29536289	70607-R
B102	Snap Ring (eyelet type)	1	00-14	29536107	70601-R
B103	Snap Ring	1	00-05	29531079	70600-R
B104	Snap Ring	1	00-05	29531082	70605-R
C105	Snap Ring	1	00-05	29536204	70609-R
C105	Snap Ring	1	05-14	29541011	70609A-R
C107	Snap Ring	1	00-14	29536287	70604-R
C108	Snap Ring (spiral type)	1	00-14	29536288	70608-R

# Allison 1000•2000•2400

Allison 1000•2000•2400

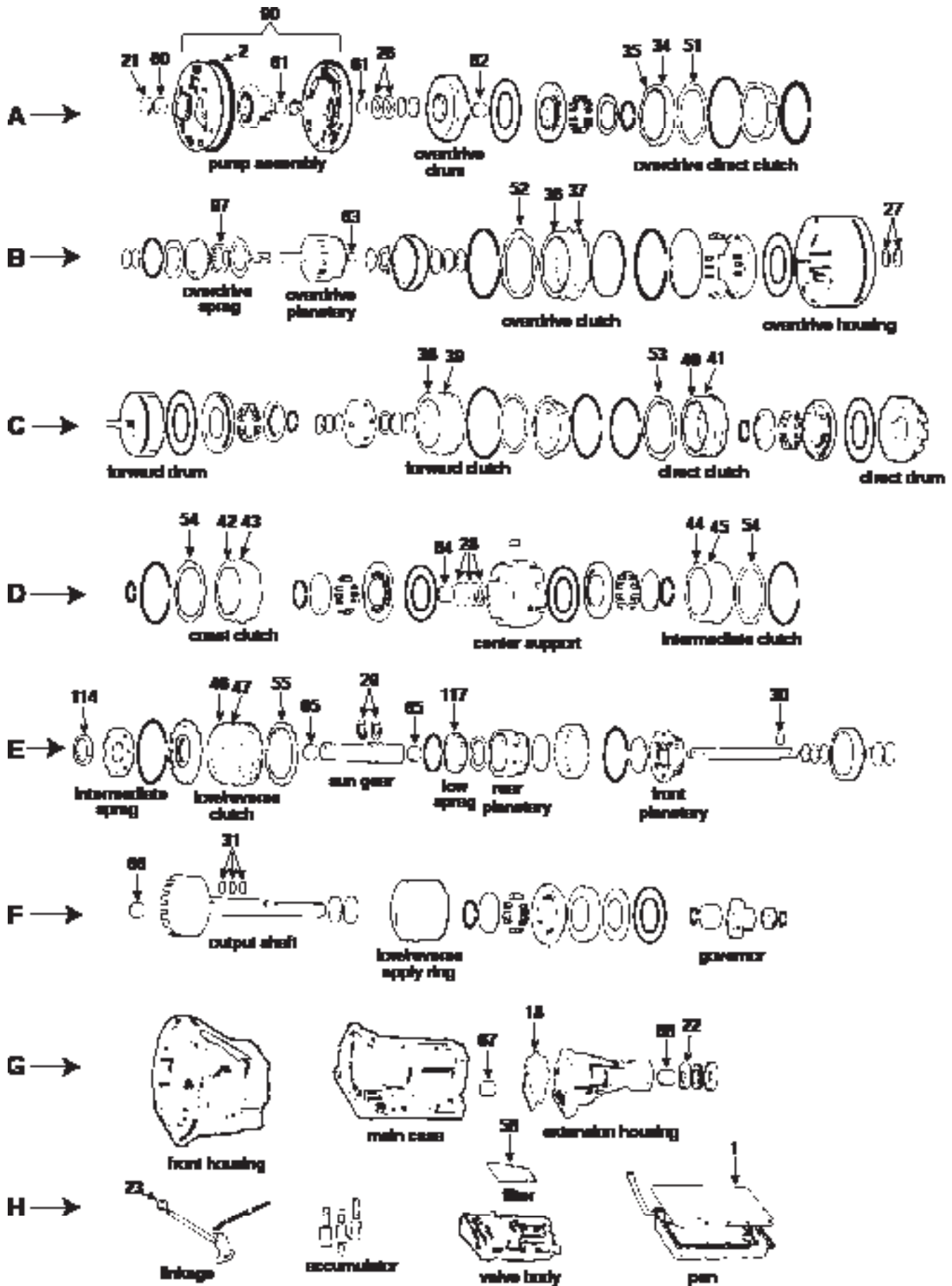
ILL	DESCRIPTION	QTY	YEAR	REFERENCE #	PART #
<b>SNAP RINGS (CONTINUED)</b>					
C109	Snap Ring C2 pressure plate to C1/C2 housing	1	00-14	29531079	70600-R
C110	Snap Ring C3 pressure plate (backing) to case	1	00-14	29531054	70610-R
D112	Snap Ring (spiral type) C4 pressure plate (backing) to case	1	00-04	29545641	70602-R
D112	Snap Ring C4 pressure plate (backing) to case	1	05-14	29544119	70602A-R
D113	Snap Ring C5 pressure plate (backing) to case	1	00-14	29531054	70610-R
D114	Snap Ring .060" P1 planetary to P2 ring gear	1	00-14	29531104	70606-R
D114	Snap Ring .110" P1 planetary to P2 ring gear	1	05-14	29541011	70606A-R
E115	Snap Ring .060" P2 planetary to P3 ring gear	1	00-14	29531104	70606-R
E115	Snap Ring .110" P2 planetary to P3 ring gear	1	05-14	29541011	70606A-R
E116	Snap Ring caged bearing to extension housing	1	00-14	29531152	70612-R
F117	Snap Ring extension housing to ball type bearing	1	00-14	29541534	70613-R
F118	Snap Ring (eyelet type) ball type bearing to extension housing	1	00-14	29536981	70611-R
<b>PUMP PARTS AND PUMPS</b>					
A126	Body, pump w/gears w/plate Allison 1000/2000	1	00-04	29539580	70200-R
A126	Body, pump w/gears w/plate Allison 1000/2000	1	05-14	29542796	70200A-R
A127	Gears, pump (31T inner gear) Allison 1000/2000	1	00-05	n/a	K70201
A127	Gears, pump (22T inner gear) Allison 1000/2000	1	05-14	n/a	K70201A
A128	Plate, pump Allison 1000/2000	1	00-04	29539583	70202
A128	Plate, pump Allison 1000/2000	1	00-04	29539583	70202-R
A128	Plate, pump Allison 1000/2000	1	05-14	29542799	70202A
A128	Plate, pump Allison 1000/2000	1	05-14	29542799	70202A-R
A129	Shaft, pump stator Allison 1000/2000	1	00-14	29531015	70208
A130	Stator, pump support Allison 1000/2000	1	00-04	29536679	70206-R
A130	Stator, pump support Allison 1000/2000	1	05-14	29542793	70206A-R
ni	Stop, backfill valve Allison 1000/2000	1	04-14	29541562	70972
<b>HARD PARTS</b>					
A135	Plate, spacer gasket to stator	1	00-04	29538445	70910-R
A135	Plate, spacer gasket to stator	1	04-14	29541148	70910A-R
B136	Shaft, turbine (input) id 31.00mm w/o id groove	1	00-04	29536213	70911-R
B136	Shaft, turbine (input) id 35.40mm w/2 id grooves	1	05-14	26539504	70911A-R
B140	Housing, C1/C2 Allison 1000/2000	1	00-05	29543233	70913-R
B140	Housing, C1/C2 Allison 1000/2000	1	05-14	29542700	70913A-R
B141	Piston, C2 clutch Allison 1000/2000	1	00-05	29539653	70914-R
B141	Piston, C2 clutch has pockets for springs	1	05-14	29542807	70914A-R
B143	Retainer, w/springs C2 clutch springs are retained top and bottom	1	00-05	29536104	70916-R
B143	Retainer, w/springs C2 clutch springs are retained top only	1	05-14	29542810	70916A-R
B145	Housing, C1 clutch w/bleed orifice no notches	1	00-05	29537993	70918-R
B145	Housing, C1 clutch w/o bleed orifice 4 notches	1	05-14	29542811	70918A-R
B147	Piston (springs sit on inside diameter) C1 clutch	1	00-05	29536109	70920-R
B147	Piston, C1 clutch springs sit on outside diameter	1	05-14	29543239	70920A-R
B148	Retainer, w/springs (missing 2 springs) C1 clutch	1	00-14	29536198	70922-R
B148	Retainer, w/springs C1 clutch no springs missing	1	05-14	29542814	70922A-R
C150	Hub, C1 clutch (no outside groove) flat inside surface	1	00-04	29531295	70925-R
C150	Hub, C1 clutch (with id groves on outside) ridge inside surface	1	05-14	29539505	70925A-R
C152	Hub, C2 clutch (has 4 9.00mm slots) 1st design (discontinued no longer made)	1	00-01	29536566	70927-R
C152	Hub, C2 clutch (has 4 13.80mm slots) Allison 1000/2000 (2nd design)	1	02-14	29536962	70927A-R
C158	Gear, P1 sun 1st design (discontinued no longer made)	1	00-01	29531093	70929-R
C158	Gear, P1 sun 1.10-1.30mm recess 8.30mm width (2nd design)(discontinued)	1	01-03	29536964	70929A-R
C158	Gear, P1 sun 1.10-1.30mm recess 7.20-7.50mm width (3rd design)	1	00-14	29537433	70929B-R
C159	Spring, return 7.30-8.20mm clip C3 clutch	6	00-03	29531046	70935-R
C159	Spring, return 11.71mm clip C3 clutch	6	04-14	29542191	70935A-R
D160	Spring, return 7.30-8.20mm clip C4 clutch	6	00-03	29531046	70935-R
D160	Spring, return 11.71mm clip C4 clutch	6	04-14	29542191	70935A-R



ILL	DESCRIPTION	QTY	YEAR	REFERENCE #	PART #
<b>HARD PARTS (CONTINUED)</b>					
D161	Retainer w/springs C5 clutch Allison 1000/2000	1	00-14	29531134	70940-R
D162	Gear, P1 ring 54.30-54.50mm oh	1	00-05	29531055	70941-R
D162	Gear, P1 ring 53.00-53.20mm oh	1	05-14	2541008	70941A-R
D163	Planetary, P1 Allison 1000/2000	1	00-05	29531249	70942-R
D163	Planetary, P1 recessed inner rear	1	05-14	29541705	70942A-R
D164	Gear, P2 ring 58.90-59.10mm oh .075" snap ring groove	1	00-05	29536863	70943-R
D164	Gear, P2 ring 59.69-59.89mm oh .125" snap ring groove	1	05-14	29541707	70943A-R
E165	Planetary, P2 1.202" pinion oh 2 step recess (front next to shaft)	1	00-05	29536961	70944-R
E165	Planetary, P2 1.330" pinion oh 1 step recess (front next to shaft)	1	05-14	29539509	70944A-R
E166	Gear, P3 ring 2.405 oh .075" snap ring groove	1	00-05	29537311	70945-R
E166	Gear, P3 ring 2.455 oh .125" snap ring groove	1	05-14	29539499	70945A-R
E167	Shaft, main Allison 1000/2000	1	00-14	29536984	70946-R
E168	Gear, P2 sun 1.630" oh discontinued no longer made	1	00-05	29536960	70947-R
E168	Gear, P2 sun 1.560" oh Allison 1000	1	05-14	29543208	70947A-R
E170	Spacer, 51mm od 17mm oh w/o id groove between P2 and P3 sun gear (discontinued)	1	00-05	29536128	70948-R
E170	Spacer, 57mm od 20mm oh w/id groove between P2 and P3 sun gear	1	05-14	29541728	70948A-R
E171	Gear, P3 sun (w/o id groove on front side) 1000 series	1	00-02	29531121	70949-R
E171	Gear, P3 sun 3.080" od 1000 (w/id groove on front side center)	1	02-05	29540499	70949A-R
E171	Gear, P3 sun 3.030" od 1000 (w/id groove on teeth)	1	05-14	29539498	70949B-R
E171	Gear, P3 sun (w/o id groove on front side) 2000/2400 series use w/70504 bearing	1	00-02	29531218	70949C-R
E171	Gear, P3 sun (w/id groove on front side) 2000/2400 series use w/70504A bearing	1	02-14	29539543	70949D-R
E173	Shaft, output 4WD Allison 1000/2000	1	00-14	29531252	70950-R
E173	Shaft, output 2WD Allison 1000/2000	1	00-14	29536846	70951-R
E174	Planetary, P3 1000 series with park gear	1	00-02	29540500	70952-R
E174	Planetary, P3 1000 series with park gear ( w/3.080" od sun gear)	1	02-05	29531124	70952A-R
E174	Planetary, P3 (high helix gears) 1000 w/park gear (w/3.030 " od sun gear)	1	05-14	29539511	70952B-R
E174	Planetary, P3 2000/2400 series w/o park gear	1	00-02	29531225	70952C-R
E174	Planetary, P3 2000/2400 series w/o park gear	1	02-14	29539547	70952D-R
E175	Reluctor, tone wheel 6T Allison 1000/2000	1	00-14	29536591	70953-R
E176	Piston, C5 clutch Allison 1000/2000	1	00-14	29536210	70955-R
F179	Housing, adapter housing 4WD Allison 1000/2000	1	00-14	29542109	70998
G193	Shaft, manual lever (black-zinc coating) w/o IMS rooster held by nut	1	00-05	29541356	70964-R
G193	Shaft, manual lever (silver-zinc coating) w/IMS rooster held by screw	1	05-14	29542696	70964A-R
G195	Cone, rooster (casting # 29537169) replaces casting # 29531305	1	00-05	29537169	70965-R
G195	w/internal mode switch (IMS)	1	05-14	29542692	70965A
G195	Cone, rooster (casting # 29542692) w/internal mode switch (IMS)	1	05-14	29542692	70965A-R
G199	Pawl, park Allison 1000/2000	1	00-14	29540312	70962-R
G200	Spring, park pawl Allison 1000/2000	1	00-14	29531147	70961
G201	Spring, detent roller casting # 6922 ( replaces #7223)	1	00-05	29536922	70963-R
G201	Spring, detent roller w/long pin for (IMS) casting # 2689	1	05-14	29542698	70963A-R
n/i	Valve body spacer plate Allison 1000/2000	1	00-04	29537440	29537440
n/i	Valve body spacer plate Allison 1000/2000	1	05-14	29539793	29539793
n/i	Clip, cooler line retaining quick disconnect	2	00-14	AE	70704
<b>ELECTRICAL COMPONENTS</b>					
G195	Cone, rooster (casting # 29542692) w/internal mode switch (IMS)	1	05-14	29542692	70965A-R
F215	Sensor engine/turbine/vehicle speed	3	00-14	29536408	05-135
G218	Manifold, pressure switch Allison 1000/2000	1	00-14	29546972	15A-208
G221	Harness, wiring inter (w/o G solenoid con) w/o internal mode switch/IMS	1	00-03	29541371	16A-123
G221	Harness, wiring internal (20 way) w/G solenoid conn w/o inter mode swth/IMS	1	03-05	29539792	16A-123A
G221	Harness, wiring internal (24 way conn) w/G solenoid conn w/inter mode switch/IMS	1	05-14	29543334	16A-123B
G221	Harness, wiring internal (20 way conn) w/G solenoid conn w/inter mode switch/IMS	1	05-14	29543336	16A-123C
n/i	Solenoid (PWM) lock-up/TCC (F trim)	1	00-05	8683187	5A-393
n/i	Solenoid C/D/E shift	3	00-14	29536833	5A-392A







A40/A41/A42/AW70/A44D/AW71/A44DL/A44DE/A46DE

46000/A46E/F/G/J/K

ILL	DESCRIPTION	QTY	YEAR	REFERENCE #	PART #
<b>TECHNICAL MANUALS</b>					
K53	Tech manual A40 series dis/assembly	1	72-06	83-TOY40TM	010-401
<b>REBUILDER KITS</b>					
K5	Master kit w/steels-3 speed	1	73-86	AE	K4600
K5	Master kit w/steels-3 speed	1	74-84	AE	K4600A
K5	Master kit w/steels-4 speed	1	77-85	AE	K4600D
K5	Master kit w/steels-4 speed	1	81-87	AE	K4600E
K5	Master kit w/steels-4 speed	1	88-94	AE	K4600F
K5	Master kit w/steels-4 speed	1	95-06	AE	K4600G
K5	Master kit w/steels-4 speed	1	82-06	AE	K4600J
K5	Master kit w/steels-4 speed	1	91-06	AE	K4600K
K6	Master kit w/o steels-3 speed	1	72-86	AE	K4600-LS
K6	Master kit w/o steels-3 speed	1	74-84	AE	K4600A-LS
K6	Master kit w/o steels-4 speed	1	77-85	AE	K4600D-LS
K6	Master kit w/o steels-4 speed	1	81-87	AE	K4600E-LS
K6	Master kit w/o steels-4 speed	1	88-94	AE	K4600F-LS
K6	Master kit w/o steels-4 speed	1	95-06	AE	K4600G-LS
K6	Master kit w/o steels-4 speed	1	82-06	AE	K4600J-LS
K6	Master kit w/o steels-4 speed	1	91-06	AE	K4600K-LS
K7	O/H gasket set w/seals-rings-3 speed	1	72-86	AE	K46900
K7	O/H gasket set w/seals-rings-3 speed	1	74-84	AE	K46900A
K7	O/H gasket set w/seals-rings-4 speed	1	77-06	AE	K46900D
K7	O/H gasket set w/seals-rings-4 speed	1	82-06	AE	K46900F
K11	Gasket and seal kit-3 speed	1	72-86	AE	K46900C-1
K11	Gasket and seal kit-3 speed	1	74-84	AE	K46900A-1
K11	Gasket and seal kit-4 speed	1	82-06	AE	K46900F-1
<b>GASKETS AND RUBBER COMPONENTS</b>					
H1	Gasket, oil pan	1	72-06	35168-22011	13400X
H1	Gasket, oil pan	1	72-06	35168-22011F	13400D
A2	D'ring	1	72-79	35147-22010	13401
A2	O'ring	1	79-06	90301-99010	13401A
G18	Gasket, extension housing	1	72-06	35182-22010	13402
n/i	Gasket, filter	1	72-06	045-504-5007	13407
n/i	Gasket, filter	1	77-85	35339-30030	13407A
n/i	Gasket, filter	1	79-06	35339-30050	13407D
n/i	Gasket, filter	1	83-06	35339-30060	13407C
n/i	Gasket, filter	1	81-06	35339-14010	13407B
n/i	O'ring	1	72-06	90301-18018	3547L
n/i	O'ring	2	72-06	90301-09173	13103
n/i	O'ring	1	77-06	90301-99006	13408
n/i	Gasket set, valve body	1	79-06	n/a	13421
n/i	Gasket set, valve body	1	77-85	n/a	13422
n/i	Gasket set, valve body	1	81-06	n/a	13423
n/i	Gasket set, valve body	1	83-06	n/a	13424
<b>METAL CLAD SEALS</b>					
A21	Seal, metal clad	1	72-06	90311-38020	46200
G22	Seal, metal clad	1	72-06	90311-38040	42201A
G22	Seal, metal clad 1.950" od (not in kit)	1	74-93	235728-3	47201A
G22	Seal, metal clad 2.170" od (not in kit)	1	94-97	3549226-3	46201
G22	Seal, metal clad (not in kit)	1	81-85	5-09625-009-0	46204
G22	Seal, metal clad (not in kit)	1	86-95	8-94155-673-0	46205
G22	Seal, metal clad	1	87-89	MD951482	46206
G22	Seal, metal clad (not in kit)	1	98-06	BV8B-17-355	46207
H23	Seal, metal clad 12x22x7mm	2	73-06	90311-11128	46202

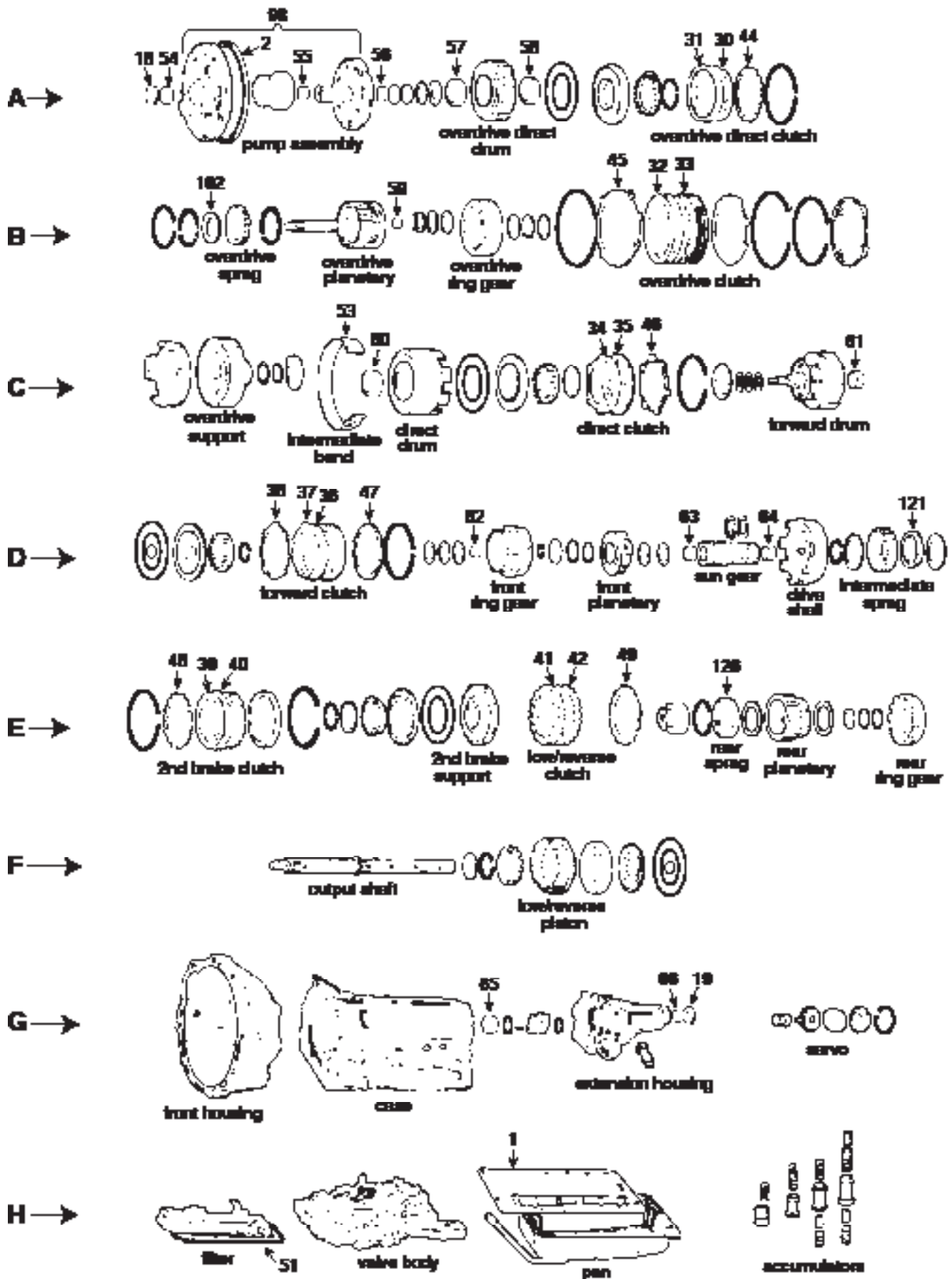
**A40•A41•A42•AW70•AW71•A44D•A44DL•A44DE•A46DE**

A40•A41•A42•AW70•71•A44D•DL•DE•A46DE

ILL	DESCRIPTION	QTY	YEAR	REFERENCE #	PART #	
<b>METAL CLAD SEALS (CONTINUED)</b>						
n/i	Seal, metal clad	4WD (adapter housing)	1	87-89	MD609235	46208
n/i	Seal, metal clad (not in kit)	Suzuki sidekick 4WD (adapter housing)	1	87-89	29792-57B01	46209
n/i	Seal, metal clad	Toyota (speedo gear shat)	1	79-04	90310-09001	46203
n/i	Seal, metal clad	Volvo (speedo gear shaft)	1	74-97	380192-5	46210
<b>SEALING RINGS</b>						
K10	Kit, sealing ring	3 speed (except below)	1	73-86	AE	K46300
K10	Kit, sealing ring	BW55	1	74-84	AE	K46300A
K10	Kit, sealing ring-combo early and late	4 speed	1	77-06	AE	K46300B
K10	Kit, sealing ring	4 speed	1	82-06	AE	K46300D
A26	Ring, sealing	3 speed (stator support)	2	73-81	35617-22010	46300
A26	Ring, sealing	4 speed (stator support)	2	77-81	35617-22020	46301
A26	Ring, sealing (metal)	all (stator support)	2	82-06	35617-16010	62301
B27	Ring, sealing	4 speed (overdrive housing)	2	77-81	35617-22020	46301
B27	Ring, sealing (metal)	all (overdrive housing)	2	81-06	35617-16010	62301
D28	Ring, sealing	4 speed (center support)	3	73-81	35617-22020	46301
D28	Ring, sealing (metal)	all (center support)	3	82-06	35617-16010	62301
E29	Ring, sealing	BW55 (sun gear shaft)	2	74-84	0445-016-002A	46304
E29	Ring, sealing (hook joint)	inside rear cl retainer (sun gear shaft)	2	73-06	35749-22010	2823K
E29	Ring, sealing	all A43 and A46 series (sun gear shaft)	2	81-06	35749-30010	46305
E30	Ring, sealing (not in kit)	4 speed (intermediate shaft)	1	77-06	35748-30010	46306T
F31	Ring, sealing	output shaft/governor	3	73-06	35735-22010	46302
<b>CLUTCH PLATES</b>						
A34	Friction .091" 5.0" id 24T	overdrive direct	1/2	77-06	35677-22030	46100
A35	Steel .071" 4.0" id 8T (short)	overdrive direct	2/3	77-79	35634-22070	46101
A35	Steel .079" 4.0" id 8T (short)	overdrive direct	2/3	80-06	35634-30070	46101A
A35	Steel, dished (not in kit)	A46DE (overdrive direct)	1	91-06	34618-30010	46117
B36	Friction .091" 5.0" id 24T	A40D/A42D/AW70 (overdrive brake)	2/3	77-06	35677-22020	46100
B36	Friction .091" 5.590" od 44T	overdrive brake (except above)	3	81-83	35677-30010	46105
B36	Friction .067" 5.590" od 33T (thin paper)	overdrive brake (except above)	3	84-06	35677-30040	75102
B37	Steel .071" 4.0" id 8T (long)	A40D/A42D/AW70	2/3	77-06	35634-22090	46102
B37	Steel .079" 4.6" id 7T	overdrive brake (except above)	3	81-06	35634-30080	46107A
B37	Steel .091" 4.6" id 7T	overdrive brake	ar	81-06	35634-30010	46107B
C38	Friction .091" 5.0" id 24T	forward (front)	3/4	73-06	35677-30030	46100
C38	Friction .079" 5.0" od 24T	A46DE/A43D (forward front)	4/5	91-06	35677-22060	46100A
C39	Steel .071" 4.0" id 8T (short)	forward (front)(except below)	3/4	73-06	35634-22070	46101
C39	Steel .079" 4.0" id 8T (short)	A46DE (forward front)	3/4	80-06	35634-30070	46101A
C39	Steel .055" 4.0" id 8T (short)	Previa A46DE (forward front)	1	91-06	35634-30090	46113
C39	Steel .091" 4.0" id 8T (short)	A46DE (forward front)	ar	91-06	35634-30120	46114
C40	Friction .091" 5.0" id 24T	direct (rear)	2/3	73-06	35677-30020/30	46100
C41	Steel .071" 4.0" id 8T (short)	direct (rear)	2/3	73-06	35634-22070	46101
C41	Steel .079" 4.0" id 8T (short)	direct (rear)	ar	80-06	35634-30070	46101A
D42	Friction .091" 5.0" id 24T	overrun brake (B1)	1/3	73-06	35677-30030	46100
D43	Steel .071" 4.0" id 8T (long)	A40D/A42D/AW70 (overrun brake B1)	1/3	73-06	35634-22090	46102
D43	Steel .079" 4.0" id 8T (long)	overrun brake (B1)	ar	80-06	35648-30010	46112
D44	Friction .091" 5.0" id 24T	intermediate brake (B2)	2/3	73-06	35677-22050	46100
D44	Friction .079" 5.0" od 24T	intermediate brake (B2)	2/3	91-06	35677-22060	46100A
D45	Steel .071" 4.0" id 8T (long)	intermediate brake (B2)	2/4	73-87	35634-22090	46102
D45	Steel .091" 4.0" id 8T (long)	intermediate brake (B2)	3	88-06	35648-30020	46101C
D45	Steel .079" 4.0" id 8T (long)	intermediate brake (B2)	ar	80-06	35648-30010	46112
D45	Steel .118" 4.0" id 8T (long)	intermediate brake (B2)	ar	80-06	35648-22010	46108
E46	Friction .091" 5.0" id 16T	low/reverse brake (B3)	4/5	73-06	35633-30030	46103
E47	Steel .071" 4.0" id 15T	low/reverse brake (B3)	4/5	73-06	35634-22080	46104



ILL	DESCRIPTION		QTY	YEAR	REFERENCE #	PART #
<b>PRESSURE PLATES</b>						
A51	Pressure plate .100" 8T (short)	overdrive brake	1	77-06	35615-30010	46717-R
B52	Pressure plate 8T (long)	overdrive brake	sel	77-06	34625-30020	46718-R
B52	Pressure plate 7T	overdrive brake	1	81-06	34625-22010	46719-R
C53	Pressure plate .155" 8T (short)	short direct clutch	1	73-06	35675-22140	46716-R
D54	Pressure plate 8T (long)	overrun and intermediate clutch	1/2	73-06	35625-22010	46714-R
E55	Pressure plate 15T	low/reverse brake	1	73-06	35639-22010	46715-R
<b>FILTERS</b>						
K9	Kit, filter	all 3 speed (neoprene/cork)	1	73-86	AE	FK46800
K9	Kit, filter	all 3 speed (Duraprene®)	1	73-86	AE	DK46800
K9	Kit, filter	A40D (neoprene/cork)	1	77-85	AE	FK46800A
K9	Kit, filter	A40D (Duraprene®)	1	77-85	AE	DK46800A
K9	Kit, filter	A42D/A43D/A44D/AW70/AW71 (neoprene/cork)	1	79-06	AE	FK46800D
K9	Kit, filter	A42D/A43D/A44D/AW70/AW71 (Duraprene®)	1	79-06	AE	DK46800D
K9	Kit, filter	all DL models (neoprene/cork)	1	81-06	AE	FK46800B
K9	Kit, filter	all DL models (Duraprene®)	1	81-06	AE	DK46800B
K9	Kit, filter	all DE models (neoprene/cork)	1	83-06	AE	FK46800C
K9	Kit, filter	all DE models (Duraprene®)	1	83-06	AE	DK46800C
H58	Filter	all 3 speed	1	73-86	35303-22020	46800
H58	Filter	A40D	1	77-85	35303-30031	46800A
H58	Filter	A42D/A43D/A44D/AW70/AW71	1	79-06	35303-30050	46800D
H58	Filter	all DL/DF models	1	81-06	35303-14010	46800B
H58	Filter	all DE models	1	83-06	35303-30060	46800C
<b>BUSHINGS</b>						
K13	Kit, bushing complete	A40/A40D (9 pieces)	1	73-06	AE	K46901
A60	Bushing	pump body	1	73-06	n/a	46001
A61	Bushing 21.501mm bore 9.5mm	stator support (front/rear)	2	73-06	n/a	46007
A61	Bushing 17mm 21.561mm bore	stator support (front/rear) (not in kit)	2	80-06	n/a	46007A
A62	Bushing 25.38mm bore (not in kit)	40D/42/43 overdrive sun gear	1	77-06	n/a	46010
B63	Bushing 11.2mm bore (not in kit)	A40D/42/43 overdrive input shaft	1	77-06	n/a	46011
D64	Bushing 36.386mm bore	center support	1	73-06	n/a	46004
E65	Bushing 21.501mm bore 9.5mm	sun gear shaft front and rear	2	73-06	n/a	46007
F66	Bushing 18.011mm bore 9.7mm	output shaft	1	73-06	n/a	46005
G67	Bushing (babbitt) 38.113mm bore	case (rear)	1	73-06	n/a	12502
G68	Bushing w/38mm yoke	extension housing (Toyota only)	1	73-06	n/a	46006
G68	Bushing w/35mm yoke (not in kit)	extension housing (Toyota only)	1	73-06	n/a	46006A
G68	Bushing 1 5/16" od	Volvo/Datsun extension housing	1	73-06	235878-6	19002X
<b>PUMP PARTS AND PUMPS</b>						
A90	Complete, pump	A40 3 speed	1	73-86	n/a	46424-R
<b>HARD PARTS</b>						
n/i	Cable repair end	fixes bottom end of most cables	1	73-06	AE	96-198
<b>SPRAGS</b>						
B97	Sprag (18 elements)	overdrive	1	77-89	35791-30020	46502
B97	Sprag (20 elements)	overdrive	1	90-06	35791-30030	46502A
B97	Sprag (22 elements)	overdrive	1	89-06	35791-28010	46502B
E114	Sprag (18 elements)	intermediate	1	73-06	35791-30020	46502
E117	Sprag (20 elements)	low	1	73-86	35792-20010	46503
E117	Sprag (26 elements) .318"	low (all except below)	1	81-06	35792-30011	46503B
E117	Sprag (26 elements) .402"	A44/A45 series (low)	1	84-06	35792-30030	46503C
<b>NOTES</b>						



A340-A341E-A343E-A350-AW30-40LE  
5400211X/W

ILL	DESCRIPTION		QTY	YEAR	REFERENCE #	PART #
<b>TECHNICAL MANUALS</b>						
K53	Tech manual A340E Trooper/Rodeo	dis/assembly (diagnosis/troubleshooting)	1	85-10	83-3080LETM	010-410
K53	Tech manual A340H/A55 transfer case	dis/assembly (diagnosis/troubleshooting)	1	85-92	83-34055TM	010-705
<b>REBUILDER KITS</b>						
K5	Master kit w/steels	All pickups/4 Runner/Trooper	1	85-92	AE	K5400
K5	Master kit w/steels	Cresida/Supra (w/o turbo)	1	85-92	AE	K5400A
K5	Master kit w/steels	Pickup/4 Runner (with L/4)	1	93-95	AE	K5400B
K5	Master kit w/steels	PU/4 Runner/T100 (with V/6)	1	93-95	AE	K5400C
K5	Master kit w/steels	SC 300	1	92-95	AE	K5400C
K5	Master kit w/steels	Supra w/o turbo	1	93-98	AE	K5400C
K5	Master kit w/steels	Previa 2WD	1	93-97	AE	K5400C
K5	Master kit w/steels	Montero (wth V/6 3.0)L	1	94-95	AE	K5400E
K5	Master kit w/steels	T100/Tacoma (with L/4)	1	95-99	AE	K5400F
K5	Master kit w/steels	4 Runner (with L/4)	1	96-99	AE	K5400F
K5	Master kit w/steels	Montero Sport (with V/6 3.0L)	1	97-98	AE	K5400F
K5	Master kit w/steels	SC 300	1	96-99	AE	K5400G
K5	Master kit w/steels	Supra w/turbo	1	86-92	AE	K5400H
K5	Master kit w/steels	Previa AWD/Montero (with V/6 3.5L)	1	93-95	AE	K5400J
K5	Master kit w/steels	T100/Tacoma (with V/6)	1	95-99	AE	K5400K
K5	Master kit w/steels	4 Runner (with V/6)	1	96-99	AE	K5400K
K5	Master kit w/steels	Montero with V/6 3.5L	1	96-98	AE	K5400K
K5	Master kit w/steels	Supra w/turbo/LS 400/SC 400 except below	1	93-98	AE	K5400L
K5	Master kit w/steels	LS 400 SC 400/GS 300 except below	1	90-94	AE	K5400M
K5	Master kit w/steels	GS 300	1	93-94	AE	K5400N
K5	Master kit w/steels	GS 300	1	95-95	AE	K5400P
K5	Master kit w/steels	Volvo	1	92-98	AE	K5400R
K5	Master kit w/steels	LX 450/LX 470/Land Cruiser (A343F)	1	95-00	AE	K5400W
K5	Master kit w/steels	GS 300 (A350E)	1	96-97	AE	K5400X
K5	Master kit w/steels	A340/343E	1	00-10	AE	K5400Y
K5	Master kit w/steels	transfer case only	1	85-91	AE	K5400T
K6	Master kit w/o steels	PU/Runner	1	85-95	AE	K5400-LS
K6	Master kit w/o steels	Cresida/Supra (w/o turbo)	1	85-98	AE	K5400-LS
K6	Master kit w/o steels	Trooper	1	88-91	AE	K5400-LS
K6	Master kit w/o steels	SC 300	1	92-95	AE	K5400-LS
K6	Master kit w/o steels	T100	1	93-95	AE	K5400-LS
K6	Master kit w/o steels	Previa 2WD	1	93-97	AE	K5400-LS
K6	Master kit w/o steels	Montero/Sport (with V/6 3.0L)	1	94-98	AE	K5400D-LS
K6	Master kit w/o steels	T100/Tacoma/4 runner	1	96-99	AE	K5400D-LS
K6	Master kit w/o steels	SC 300	1	96-99	AE	K5400D-LS
K6	Master kit w/o steels	Supra w/turbo	1	86-92	AE	K5400H-LS
K6	Master kit w/o steels	Previa AWD	1	93-95	AE	K5400H-LS
K6	Master kit w/o steels	Montero (with V/6 3.5L)	1	94-98	AE	K5400H-LS
K6	Master kit w/o steels	T100/Tacoma/4 Runner (with V/6)	1	95-99	AE	K5400H-LS
K6	Master kit w/o steels	LS 400/SC 400	1	90-97	AE	K5400L-LS
K6	Master kit w/o steels	GS300	1	93-95	AE	K5400L-LS
K6	Master kit w/o steels	Supra w/turbo	1	93-98	AE	K5400L-LS
K6	Master kit w/o steels	Volvo	1	92-98	AE	K5400L-LS
K6	Master kit w/o steels	LX 450/LX 470/Land Cruiser (A343F)	1	95-00	AE	K5400W-LS
K6	Master kit w/o steels	GS 300 (A350E)	1	96-97	AE	K5400X-LS
K6	Master kit w/o steels	A340/343E	1	00-10	AE	K5400Y-LS
K6	Master kit w/o steels	transfer case only	1	85-94	AE	K5400T-LS
K7	O/H gasket set w/seals-rings	A340H/E	1	94-00	AE	K54900
K7	O/H gasket set w/seals-rings	A343F/A350E	1	95-99	AE	K54900W
K7	O/H gasket set w/seals-rings	A340/343E	1	00-10	AE	K54900Y

# A340•340•A341E•A343E•A350•AW30-40LE

A340•A341E•A343E•A350•AW30-40LE

ILL	DESCRIPTION		QTY	YEAR	REFERENCE #	PART #
<b>REBUILDER KITS (CONTINUED)</b>						
K7	O/H gasket set w/seals-rings	transfer case only	1	85-99	AE	K54900T
<b>VALVE BODY KITS</b>						
K15	Shift Kit® reduces rough/soft shifts	TCC slips/lazy kickdown/overheating	1	88-00	SK® 340	K54908
K15	Reprogramming Kit™	heavy duty and high performance	1	88-00	340-HD2	340-HD2
<b>GASKETS AND RUBBER COMPONENTS</b>						
H1	Gasket, transmission oil pan	neoprene/cork	1	85-10		13810X
H1	Gasket, transmission oil pan	Duraprene®	1	85-10		13810D
A2	O'ring	pump to case	1	85-10	90301-99033	1082
n/i	Gasket, Transfer case pan	neoprene/cork	1	85-91	35178-30010	13820X
n/i	Gasket, Transfer case pan	Duraprene®	1	85-91	35178-30010f	13820D
n/i	Gasket, filter spacer	4WD	1	85-10	35336-60010	23004
n/i	Gasket, filter	2WD	1	85-10	35339-30070	23005
n/i	O'ring	filler tube	1	85-10	90301-09011	23009
n/i	O'ring	A350E (filler tube)	1	96-10	90301-09173	13103
n/i	Gasket kit	valve body service	1	00-01	FDB-4996	23044
<b>METAL CLAD SEALS</b>						
A18	Seal, metal clad	front	1	85-10	90311-38129	46200
G19	Seal, metal clad	except below (extension housing)	1	85-10	90311-40001	42201
G19	Seal, metal clad	Cressida (extension housing)	1	86-87	90311-38040	42201A
G19	Seal, metal clad 2.170" od (not in kit)	Lexus w/A341E/A350E (extension housing)	1	90-10	90311-42024	46201
G19	Seal, metal clad 2.170" od (not in kit)	Volvo (extension housing)	1	93-10	3549226-3	46201
n/i	Seal, metal clad (not in kit)	A340F (adapter housing)	1	95-99	90311-48016	77203
n/i	Seal, metal clad	speedo driven gear (S type)	1	85-10	90310-09001	46203
n/i	Seal, metal clad 12x22x7mm	manual lever shaft	1/3	85-10	90311-12002	46202
n/i	Seal, metal clad	output flange transfer case (front/rear)	2	85-94	90316-40001	54154
n/i	Seal, metal clad	chain case (front and rear except V/6)	2	85-88	90316-58002	54156
n/i	Seal, metal clad	chain case (front/rear outer V/6 11/87)	1	89-10	90310-58001	54155
n/i	Seal, metal clad	chain case (front/rear outer V/6 11/87)	1	89-10	90310-77001	54157
n/i	Seal, metal clad	adapter housing	1	00-10	n/a	54158
n/i	Seal, metal clad	A350E (output shaft to prop shaft yoke)	1	96-97	90311-24001	54159
<b>SEALING RINGS</b>						
K10	Kit, sealing ring	A340H/E	1	85-10	AE	K54300
K10	Kit, sealing ring	A343F/A350E	1	95-10	AE	K54300W
<b>CLUTCH PLATES</b>						
A30	Friction .083" 4.973" od 32T	overdrive direct clutch	2	85-10	35633-30040	54101
A31	Steel .079" 4.127" id 24T	overdrive direct clutch	1/2	85-10	34616-30010	54107
A31	Steel .118" 4.127" id 24T	Lexus (overdrive direct clutch)	1	90-94	34616-50010	54112
A31	Steel .098" 4.127" id 24T	Volvo (overdrive direct clutch)	1	92-98	3549181-0	54107A
B32	Friction .081" 6.529" od 24T	overdrive clutch	3/5	85-10	35633-50010	54100
B33	Steel .079" 5.634" id 6T	small od overdrive clutch	3/4	85-10	34634-30030	54106
B33	Steel .078" 5.634" id 6T	Volvo (large od overdrive direct clutch)	3/4	92-98	34634-30021	54106A
C34	Friction .083" 5.178" od 40T (waved)	direct clutch	3/5	85-10	35677-50030	54102
C35	Steel .118" 4.127" id 6T	direct clutch	3/4	85-10	35647-14010	54108
C35	Steel .091" 4.127" id 6T	direct clutch	1/4	85-10	35647-30011	54124
C35	Steel .091" 4.127" id 24T	direct clutch	4	00-10	35647-22030	54136
C35	Steel .071" 4.127" id 6T	direct clutch	4	93-10	35634-32020	75137
D36	Friction .067" 4.973" od 40T	forward clutch	6	85-10	35677-14010	54103
D36	Friction .083" 4.973" od 40T	forward clutch	4/5	85-97	35677-30090	54103A
D36	Friction .075" 4.973" od 40T	forward clutch	6/7	90-98	35677-50010	54103B
D36	Friction .079" 4.973" od 40T	forward clutch	5	87-10	35677-30170	54103C
D37	Steel .079" 4.138" id 8T	forward clutch	5	85-10	35634-30100	54109
D37	Steel .071" 4.138" id 8T	forward clutch	6/7	85-10	35634-32020	75101
D37	Steel .091" 4.138" id 8T	forward clutch	4/6	92-10	35634-30110	54109A

ILL	DESCRIPTION	QTY	YEAR	REFERENCE #	PART #
<b>CLUTCH PLATES (CONTINUED)</b>					
D38	Steel, cushion plate forward clutch	ar	85-10	35672-50010	54111
E39	Friction .081" 5.178" od 32T 2nd brake clutch	4/5	85-10	35667-50020	54104
E40	Steel .071" 4.152" id 16T 2nd brake clutch	1	85-10	35647-30030	54110
E40	Steel .098" 4.152" id 16T 2nd brake clutch	4	85-10	35647-30020	54110A
E41	Friction .067" 5.092" od 32T low/reverse clutch	6/7	85-10	35677-30110	54105
E42	Steel .071" 4.319" id 15T low/reverse clutch	5/7	85-10	35648-30031	54114
n/i	Friction .067" 5.597" od 44T transfer case (direct clutch)	5/7	85-91	35653-35020	54120
n/i	Steel .071" 4.580" id 29T transfer case (direct clutch)	5/7	85-91	34656-35010	54122
n/i	Steel .100" 4.580" id 29T transfer case (direct clutch)	ar	85-91	34656-35020	54122A
n/i	Friction .067" 6.808" od 53T transfer case (low clutch)	4/7	85-91	35683-35020	54121
n/i	Steel .071" 5.954" id 8T transfer case (low clutch)	4/6	85-91	34686-35010	54123
n/i	Steel, cushion plate transfer case (low clutch)	1	85-91	34687-35010	54115
n/i	Friction .067" 5.597" od 44T transfer case (front drive)	5/7	85-91	35653-35020	54120
n/i	Steel .071" 4.580" id 29T transfer case (front drive)	6/7	85-91	34656-35010	54122
n/i	Steel .100" 4.580" id 29T transfer case (front drive)	ar	85-91	35656-35020	54122A
<b>PRESSURE PLATES</b>					
A44	Pressure plate .122" 3.1mm overdrive direct clutch	sel	85-10	34615-30070	54127-R
B45	Pressure plate .130" 3.3mm overdrive brake clutch	sel	85-10	34625-30090	54130-R
B45	Pressure plate .138" 3.5mm overdrive brake clutch	sel	85-10	34625-30080	54130A-R
B45	Pressure plate .142" 3.6mm overdrive brake clutch	sel	85-10	34625-30070	54130B-R
B45	Pressure plate .146" 3.7mm overdrive brake clutch	sel	85-10	34625-30060	54130C-R
B45	Pressure plate .150" 3.8mm overdrive brake clutch	sel	85-10	34625-30050	54130D-R
B45	Pressure plate .154" 3.9mm overdrive brake clutch	sel	85-10	34625-30040	54130E-R
B45	Pressure plate .159" 4.0mm overdrive brake clutch	sel	85-10	34625-30100	54130F-R
C46	Pressure plate .110" 2.8mm direct clutch	sel	85-10	35675-30111	75716A-R
D47	Pressure plate .118" 3.0mm forward clutch	sel	85-10	35635-50030	75716B-R
E48	Pressure plate 2nd clutch	1	85-10	35676-30020	54128-R
E49	Pressure plate .158" 4.0mm low/reverse clutch	sel	85-10	35676-50060	54129-R
E49	Pressure plate .166" 4.2mm low/reverse clutch	sel	85-10	34676-50050	54129A-R
E49	Pressure plate .174" 4.4mm low/reverse clutch	sel	85-10	35676-50040	54129B-R
n/i	Pressure plate transfer case (direct)	sel	85-10	34655-35010	54131-R
n/i	Pressure plate transfer case (front drive)	sel	85-10	34655-35010	54125-R
n/i	Pressure plate transfer case (low spd brake apply/backing)	2	85-10	34685-35010	54126-R
<b>FILTERS</b>					
K9	Kit, filter A340E (2WD)(neoprene/cork)	1	85-10	AE	FK54800
K9	Kit, filter A340E (2WD)(Duraprene®)	1	85-10	AE	DK54800
K9	Kit, filter A340H (4WD)(neoprene/cork)	1	85-10	AE	FK54800A
K9	Kit, filter A340H (4WD)(Duraprene®)	1	85-10	AE	DK54800A
K9	Kit, filter (A341E)(neoprene/cork) GS300/LS400/SC400/Supra w/turbo	1	96-10	AE	FK54800C
K9	Kit, filter (A341E)(Duraprene®) GS300/LS400/SC400/Supra w/turbo	1	96-10	AE	DK54800C
K9	Kit, filter A340E Lexus GS300 (neoprene/cork)	1	93-95	AE	FK54800G
K9	Kit, filter A340E Lexus GS300 (Duraprene®)	1	93-95	AE	DK54800G
K9	Kit, filter A340F (4WD) PU/4 Runner (neoprene/cork)	1	96-97	AE	FK54800F
K9	Kit, filter A340F (4WD) PU/4 Runner (Duraprene®)	1	96-97	AE	DK54800F
K9	Kit, filter A340F (4WD) T100/Tacoma (neoprene/cork)	1	95-10	AE	FK54800D
K9	Kit, filter A340F (4WD) T100/Tacoma (Duraprene®)	1	95-10	AE	DK54800D
K9	Kit, filter A343F (4WD)(neoprene/cork) Lexus/Land Cruiser/Tacoma/4 Runner	1	95-10	AE	FK54800E
K9	Kit, filter A343F (4WD)(Duraprene®) Lexus/Land Cruiser/Tacoma/4 Runner	1	95-10	AE	DK54800E
K9	Kit, filter A340E/F (4WD) Lexus/Land Cruiser/Tundra V8 (neop/cork)	1	98-10	AE	FK54800H
K9	Kit, filter A340E/F (4WD) Lexus/Land Cruiser/Tundra V8 (Duraprene®)	1	98-10	AE	DK54800H
K9	Kit, filter A350E Lexus GS300 (neoprene/cork)	1	96-10	AE	FK54800J
K9	Kit, filter A350E Lexus GS300 Duraprene®	1	96-10	AE	DK54800J
H51	Filter, A340E (2WD) Supra 2WD	1	85-10	35330-30011	54800




# A340•A341E•A343E•A350•AW30-40LE

A340•A341E•A343E•A350•AW30-40LE

ILL	DESCRIPTION	QTY	YEAR	REFERENCE #	PART #	
<b>FILTERS (CONTINUED)</b>						
H51	Filter, A340H (4WD)	A340E	1	85-10	35303-35010	54800A
H51	Filter, A341E	Lexus GS 300/LS 400/SC 400/Supra w/turbo	1	96-10	35330-50010	54800C
H51	Filter, A340E	Lexus GS 300	1	93-95	35330-30020	54800G
H51	Filter, A340F (4WD)	PU/4 Runner	1	96-97	35330-35020	54800F
H51	Filter, A340F (4WD)	T100/Tacoma w/3/8" neck/Kia Sorento	1	95-10	35330-22010	54800D
H51	Filter, A343 (4WD)	Lexus/Land Cruiser/Tacoma/4 Runner	1	95-10	35330-60020	54800E
H51	Filter, A340E/F/A343F (4WD)	Lexus/Land Cruiser/Tundra V8	1	98-10	35330-60030	54800H
H51	Filter, A350E	Lexus GS 300	1	96-10	35330-30040	54800J
<b>BANDS</b>						
C53	Band	brake (intermediate)	1	85-10	35810-30020	54700
<b>BUSHINGS</b>						
K13	Kit, bushing	A340H/E	1	85-10	AE	K54901
A54	Bushing	pump body	1	85-10		46001
A55	Bushing 17mm 21.561mm bore	stator support (front)	1	85-10		46007A
A56	Bushing	stator support (rear)	1	85-10		54002
A57	Bushing	overdrive direct drum (front)	1	85-10		54003
A58	Bushing	overdrive direct drum (rear)	1	85-10		54004
B59	Bushing	overdrive planetary	1	85-10		54005
C60	Bushing	direct drum	1	85-10		54006
C61	Bushing	forward drum	1	85-10		54007
D62	Bushing	ring gear (front planetary)	1	85-10		54008
D63	Bushing	sun gear (front)	1	85-10		54009
D64	Bushing	sun gear (rear)	1	85-10		54010
G65	Bushing (babbitt) 38.113mm bore	case	1	85-10		12502
G66	Bushing w/38mm yoke	extension housing	1	85-10		46006
G66	Bushing w/35mm yoke (not in kit)	extension housing	1	85-10		46006A
G66	Bushing w/40mm yoke (not in kit)	extension housing	1	85-10		54014
n/i	Bushing (not in kit)	transfer case direct drum	1	85-10		54020
<b>PUMP PARTS AND PUMPS</b>						
A98	Pump, assembly (w/.420" thick pump gears)	please specify	1	85-10	35301-30040	54200A-R
<b>HARD PARTS</b>						
n/i	Housing, overdrive w/31T sun gear	A343 (16T reluctor wheel)	1	95-02	A/E	54941D-R
n/i	Planet, overdrive w/20 splines 8.750" oh	A343 (2 grooves) w/4 pinion 32T gears	1	95-02	A/E	54936D-R
n/i	Gear, overdrive ring w/o hub 95T	A343 (5 1/4" diameter)	1	95-02	A/E	54940D-R
<b>ELECTRICAL COMPONENTS</b>						
n/i	Solenoid	A340E/A341E/A343E (lock-up/TCC(E))	1	85-05	85420-30110	5A-173
n/i	Solenoid	A341/A341F/A343E/A343F (lock-up/TCC(E))	1	90-02	52-0477	5A-173A
n/i	Solenoid	A340E	2	85-05	85420-22080	5A-172
n/i	Solenoid set	A340E (shift #1 and shift #2)	1	85-05	85420-32021	5A-178
n/i	Solenoid master kit (w/mounting bracket)	A340E (2 shift /1 LU(E))	1	90-05	52-9002	25A-050
n/i	Solenoid master kit (w/bracket)(1 piece)	A341E/A343E (dual shift solenoids assy)	1	99-02	52-9021	25A-053
n/i	Solenoid	A341E/A343E (SLN accumulator control)	1	90-10	52-0399	5A-160
n/i	Solenoid	A341E/A343E (SL lock-up/TCC control(E))	1	90-10	52-0400	5A-161
n/i	Solenoid	A340E/A341E/A343E (SLT/EPC)	1	98-05	35290-60020	5A-162
n/i	Kit, solenoid (w/mounting brackets)	A340E (2 shift/1 lock-up(E)/1 SLT)	1	98-05	52-9029	25A-055
n/i	Kit, solenoid	A341E/A343E (1 SLN/1 SL(E)/2 shift)	1	90-10	52-9030	25A-056
n/i	Switch, neutral start (w/wire harness)	A340	1	87-97	D97991A	16A-375
<b>SPRAGS</b>						
B102	Sprag	overdrive one way clutch	1	85-10	35791-30040	75929
D121	Sprag w/washers	intermediate one way clutch	1	85-10	35790-30030	54501
E126	Sprag w/washers	low one way clutch	1	85-10	35792-30042	54503
<b>NOTES</b>						



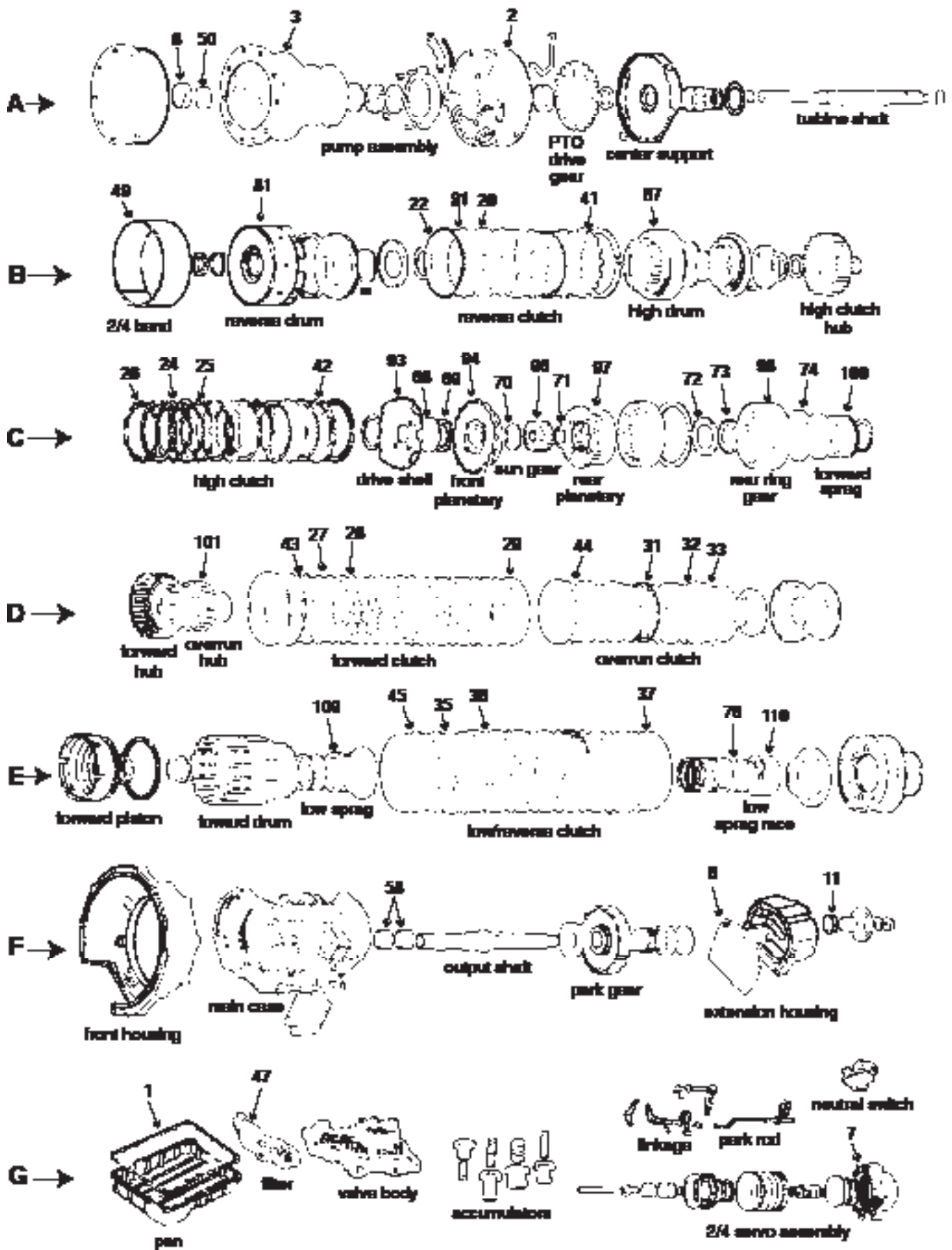




ILL	DESCRIPTION		QTY	YEAR	REFERENCE #	PART #
<b>TECHNICAL MANUALS</b>						
K53	Tech manual-cover AA80E dis/assembly	diagnosis & troubleshooting	1	07-15	AA80ETM	010-494
<b>REBUILDER KITS</b>						
K5	Master kit w/steels	w/pistons	1	07-15	n/a	74219-11004
K5	Master kit w/steels	w/o pistons	1	07-15	n/a	74219-11104
K6	Master kit w/o steels	w/pistons	1	07-15	n/a	74219-12004
K6	Master kit w/o steels	w/o pistons	1	07-15	n/a	74219-12104
K7	O/H gasket set w/seals-rings	w/pistons	1	07-15	n/a	74219-13004
K7	O/H gasket set w/seals-rings	w/o pistons	1	07-15	FDB-2661	74219-13104
<b>VALVE BODY KITS</b>						
K15	Kit, valve body gasket	rebuild valve body	1	07-15	FDB-4465	74219-16004
<b>GASKETS AND RUBBER COMPONENTS</b>						
G1	Gasket, pan	molded rubber	1	07-15	FDB-B48054	74219-20104
<b>METAL CLAD SEALS</b>						
A45	Seal, metal clad	front	1	07-15	FDB-B37185	74219-30104
F48	Seal, metal clad	extension housing	1	07-15	FDB-B37289	74219-30504
<b>SEALING RINGS</b>						
K10	Kit, sealing ring	AA80E	1	07-15	FDB-3593	74219-31504
A55	Sealing ring	overdrive direct clutch	4	07-15	n/a	74219-33104
C59	Sealing ring	forward clutch	2	07-15	n/a	74219-33304
E61	Sealing ring	direct clutch	2	07-15	n/a	74219-33504
E63	Sealing ring	output shaft	3	07-15	n/a	74219-33704
<b>CLUTCH PLATES</b>						
A70	Friction	(B1) brake clutch	5	07-11	n/a	74219-35104
A71	Steel	(B1) brake clutch	5	07-11	n/a	74219-37604
B73	Steel, waved	(B1) brake clutch	1	07-11	n/a	74219-40204
B74	Friction	reverse clutch	5	07-11	n/a	74219-35304
B75	Steel	reverse clutch	5	07-11	n/a	74219-37804
B77	Friction	overdrive direct clutch	4	07-11	n/a	74219-35504
B78	Steel	overdrive direct clutch	4	07-11	n/a	74219-38004
C80	Friction	forward clutch	6	07-11	n/a	74219-35704
C81	Steel	forward clutch	6	07-11	n/a	74219-38304
D83	Friction	(B2) brake clutch	4	07-11	n/a	74219-36104
D84	Steel	(B2) brake clutch	4	07-11	n/a	74219-38504
E86	Friction	direct clutch	6	07-11	n/a	74219-36304
E87	Steel	direct clutch	6	07-11	n/a	74219-38904
<b>PRESSURE PLATES</b>						
A95	Pressure plate	(B1) brake clutch	1	07-11	AE	74219-41203
B97	Pressure plate	reverse clutch	1	07-11	AE	74219-41503
B99	Pressure plate	overdrive direct clutch	1	07-11	AE	74219-41703
C101	Pressure plate	forward clutch	1	07-11	AE	74219-41903
D103	Pressure plate	(B2) brake clutch	1	07-11	AE	74219-42103
E105	Pressure plate	direct clutch	1	07-11	AE	74219-42303
<b>FILTERS</b>						
K9	Kit, filter	AA80E	1	07-11	AE	74219-44504
G115	Filter	AA80E	1	07-11	n/a	74219-45004
<b>BUSHINGS</b>						
A125	Bushing	pump body	1	07-11	n/a	74219-50604
<b>WASHERS/BEARINGS/RACES/SHIMS</b>						
A150	Washer, thrust	stator to overdrive direct housing	1	07-11	FDB-B30188	74219-56504
C153	Washer, thrust	front planetary to housing	1	07-11	FDB-B30184	74219-57004
C155	Bearing, caged (split)	front sun gear	1	07-11	n/a	74219-57104
C156	Bearing, thrust	front planetary to housing	1	07-11	n/a	74219-57204

ILL	DESCRIPTION	QTY	YEAR	REFERENCE #	PART #
<b>WASHERS/BEARINGS/RACES/SHIMS (CONTINUED)</b>					
C157	Race, thrust front planetary to housing	1	07-11	n/a	74219-57304
C160	Race, thrust forward housing to hub	1	07-11	n/a	74219-57604
C161	Bearing, thrust forward housing to hub	1	07-11	n/a	74219-57704
D163	Race, thrust forward hub to drive shell	1	07-11	n/a	74219-57904
D164	Bearing, thrust forward hub to drive shell	1	07-11	n/a	74219-58004
D165	Bearing, thrust drive shell to inner race	1	07-11	n/a	74219-58204
D166	Race, thrust drive shell to inner race	1	07-11	n/a	74219-58304
D168	Race, thrust rear sun gear to rear planetary	1	07-11	n/a	74219-58604
D169	Bearing, thrust rear sun gear to rear planetary	1	07-11	n/a	74219-58704
D170	Race, thrust rear planetary to direct housing	1	07-11	n/a	74219-58904
D171	Bearing, thrust rear planetary to direct housing	1	07-11	n/a	74219-59004
D172	Race, thrust rear planetary to direct housing	1	07-11	n/a	74219-59104
E174	Bearing, thrust direct housing to output shaft	1	07-11	n/a	74219-59504
E175	Race, thrust direct housing to output shaft	1	07-11	n/a	74219-59604
E177	Bearing, thrust output shaft to case	1	07-11	n/a	74219-60104
E178	Race, thrust output shaft to case	1	07-11	n/a	74219-60204
F180	Bearing, caged output shaft support	1	07-11	n/a	74219-60405
F181	Bearing, ball output shaft	1	07-11	n/a	74219-60504
F182	Spacer, sleeve output shaft	1	07-11	n/a	74219-60704
F183	Washer, shim output shaft	2	07-11	n/a	74219-60904
<b>SNAP RINGS</b>					
B191	Snap ring overdrive direct retainer	1	07-11	AE	74219-62503
B192	Snap ring reverse clutch retainer	1	07-11	AE	74219-62703
B194	Snap ring reverse clutch pressure plate	1	07-11	AE	74219-63003
B195	Snap ring overdrive direct pressure plate	1	07-11	AE	74219-63203
C197	Snap ring front ring gear	1	07-11	AE	74219-63503
C198	Snap ring forward clutch retainer	1	07-11	AE	74219-63803
C199	Snap ring forward clutch pressure plate	1	07-11	AE	74219-64003
D200	Snap ring outer sprag in case	1	07-11	AE	74219-64303
D201	Snap ring sprag in outer race	1	07-11	AE	74219-64503
D202	Snap ring sprag in outer race	1	07-11	AE	74219-64503
E204	Snap ring direct clutch pressure plate	1	07-11	AE	74219-64603
E205	Snap ring direct clutch retainer	1	07-11	AE	74219-64803
E207	Snap ring rear ring gear	1	07-11	AE	74219-65003
F208	Snap ring B2 brake retainer	1	07-11	AE	74219-65203
F209	Snap ring rear bearing	1	07-11	AE	74219-65503
<b>PUMP PARTS AND PUMPS</b>					
A215	Pump assembly AA80E	1	07-10	AE	74219-67003
A216	Body, pump w/gears AA80E	1	07-10	AE	74219-67503
A217	Gears, pump (inner/outer) AA80E	1	07-10	n/a	74219-68104
A218	Stator, pump (support) AA80E	1	07-10	AE	74219-68503
<b>HARD PARTS</b>					
A225	Piston, B1 brake clutch (balance) AA80E	1	07-11	AE	74219-72303
A226	Retainer, w/springs B1 brake clutch (balance)	1	07-11	AE	74219-72503
B228	Housing, overdrive/direct AA80E	1	07-11	AE	74219-73103
B229	Piston, overdrive/direct AA80E	1	07-11	AE	74219-73503
B230	Retainer, w/springs overdrive/direct clutch	1	07-11	AE	74219-73703
B232	Piston, overdrive/direct (balance) overdrive/direct clutch	1	07-11	AE	74219-73903
B233	Housing, reverse AA80E	1	07-11	AE	74219-74203
B234	Piston, reverse clutch AA80E	1	07-11	AE	74219-74503
B235	Retainer, w/springs reverse clutch	1	07-11	AE	74219-74603
C238	Gear, front sun AA80E	1	07-11	AE	74219-75003
C239	Planetary, front w/shaft AA80E	1	07-11	AE	74219-75303

ILL	DESCRIPTION	QTY	YEAR	REFERENCE #	PART #	
<b>HARD PARTS (CONTINUED)</b>						
C241	Gear, front ring	AA80E	1	07-11	AE	74219-75603
C242	Housing, forward clutch	AA80E	1	07-11	AE	74219-75903
C243	Piston, forward clutch	AA80E	1	07-11	AE	74219-76203
C244	Retainer, w/springs	forward clutch	1	07-11	AE	74219-76403
C245	Piston, forward clutch (balance)	AA80E	1	07-11	AE	74219-76603
D248	Hub, forward clutch	AA80E	1	07-11	AE	74219-77103
D249	Shell, drive w/sun gear	AA80E	1	07-11	AE	74219-77403
D251	Race, outer sprag	AA80E	1	07-11	AE	74219-77803
D252	Gear, rear sun	AA80E	1	07-11	AE	74219-78003
D253	Planetary, rear	AA80E	1	07-11	AE	74219-78303
E255	Piston, direct clutch (balance)	direct clutch	1	07-11	AE	74219-78603
E256	Retainer, w/springs	direct clutch	1	07-11	AE	74219-78803
E258	Piston, direct clutch	AA80E	1	07-11	AE	74219-79103
E259	Housing, direct clutch	AA80E	1	07-11	AE	74219-79303
E261	Gear, rear ring	AA80E	1	07-11	AE	74219-79503
E262	Shaft, output	AA80E (w/bolt on yoke)	1	07-11	AE	74219-79703
F264	Retainer, w/springs	B2 brake	1	07-11	AE	74219-79903
F265	Piston, B2 brake	AA80E	1	07-11	AE	74219-80303
F270	Yoke, rear	AA80E	1	07-11	AE	74219-80503
G273	Housing, case	AA80E	1	07-11	AE	74219-81503
G281	Pan, bottom	AA80E	1	07-11	AE	74219-82003
G290	Valve body w/solenoids	AA80E	1	07-11	AE	74219-83503
<b>ELECTRICAL COMPONENTS</b>						
G300	Solenoid, shift	(SLT)	1	07-11	n/a	74219-85504
G301	Solenoid, shift	(SLU)	1	07-11	n/a	74219-85604
G302	Solenoid, shift	(SL1)	1	07-11	n/a	74219-85704
G303	Solenoid, shift	(SL5)	1	07-11	n/a	74219-85804
G304	Solenoid, shift	(SL4)	1	07-11	n/a	74219-85904
G305	Solenoid, shift	(SL3)	1	07-11	n/a	74219-86004
G307	Solenoid, shift	(SL)	1	07-11	n/a	74219-86104
G308	Solenoid, shift	(SL2)	1	07-11	n/a	74219-86204
G309	Switch, oil pressure	AA80E	1	07-11	n/a	74219-86504
G310	Solenoid, shift	(SR)	1	07-11	n/a	74219-86604
G311	Sensor	(NT)	1	07-11	n/a	74219-86804
G312	Sensor	(NC3)	1	07-11	n/a	74219-87004
G313	Sensor	(SP2)	1	07-11	n/a	74219-87204
G315	Harness, wiring (internal)	AA80E	1	07-11	n/a	74219-87504
<b>SPRAGS</b>						
D320	Sprag	AA80E	1	07-11	AE	74219-94104
<b>BONDED PISTONS</b>						
C330	Piston, bonded rubber (balance)	reverse clutch	1	07-11	n/a	74219-96504
<b>NOTES</b>						



JR403E/RG4R01A/ARMK  
33000



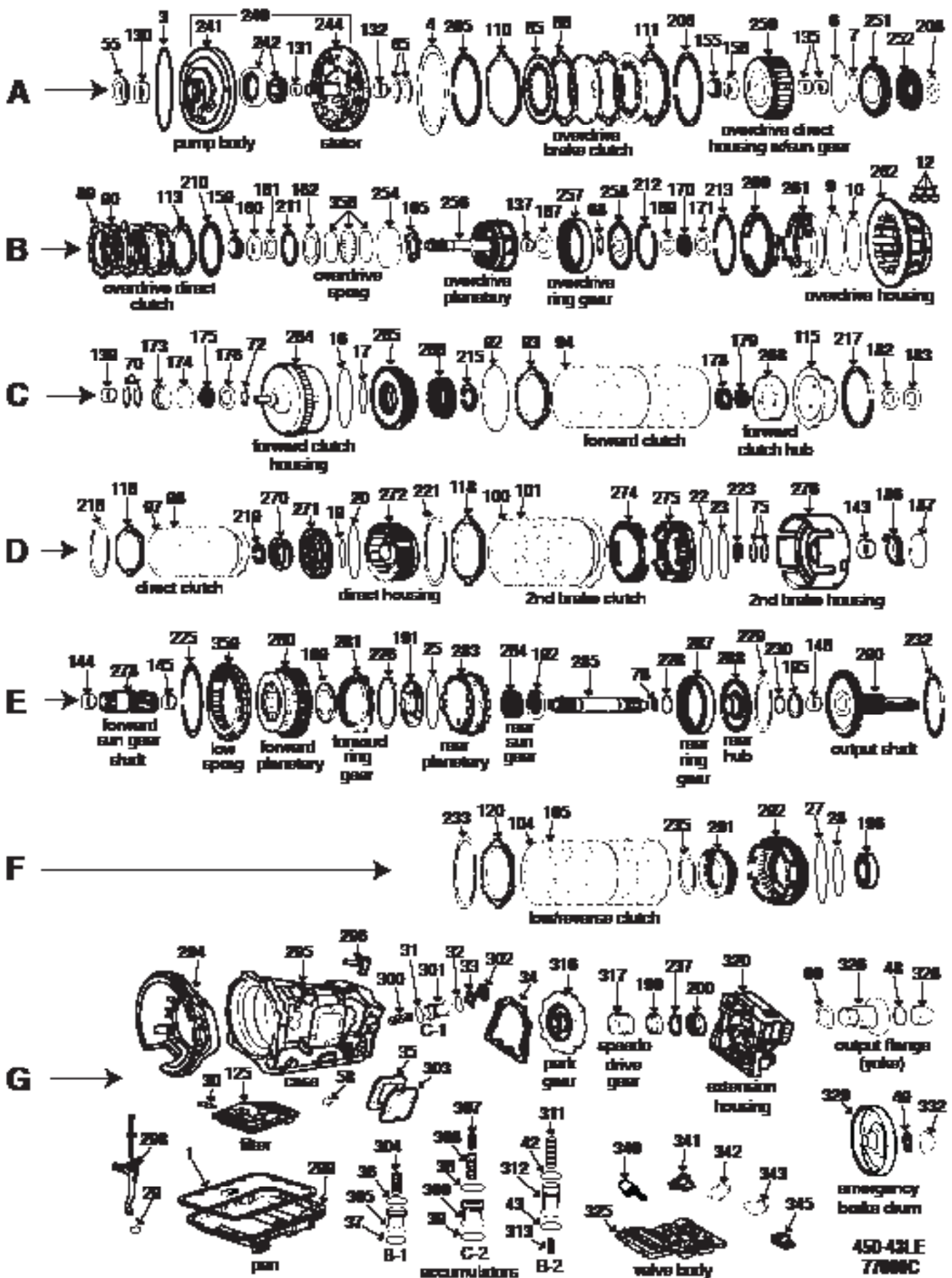
ILL	DESCRIPTION		QTY	YEAR	REFERENCE #	PART #
<b>TECHNICAL MANUALS</b>						
K53	Tech manual JR403E dis/assembly	diagnosis/troubleshooting	1	88-98	83-JR403ETM	010-443
<b>REBUILDER KITS</b>						
K5	Master kit w/steels	RG4R01A/JR403E	1	88-98	AE	K3300
K6	Master kit w/o steels	RG4R01A/JR403E	1	88-98	AE	K3300-LS
K7	O/H gasket set w/seals-rings	RG4R01A/JR403E	1	88-98	AE	K33900
<b>VALVE BODY KITS</b>						
K15	Shift Kit®	planet/clutch and band burn up	1	88-98	SK® RE4R01A	K78908
K15	Shift Correction Package	JR403E	1	88-98	KJR403E	S33908
<b>GASKETS AND RUBBER COMPONENTS</b>						
G1	Gasket, oil pan	neoprene/cork	1	88-98	31397-51X00	13138X
G1	Gasket, oil pan	Duraprene®	1	88-98	31397-51X00F	13138D
A2	Gasket, pump to case	RG4R01A/JR403E	1	88-98	94483318	23087
A3	O'ring	pump to case	1	88-98	31526-41X01	23061
F6	Gasket, extension housing	RG4R01A/JR403E	1	88-98	94483334	23088
G7	Gasket, servo cover	RG4R01A/JR403E	1	88-98	31623-51X00	23078
n/i	O'ring	filter to valve body	1	88-98	31526-41X07	23062
n/i	O'ring	case connector	1	88-98	31526-41X04	23082
n/i	O'ring	output speed sensor	1	88-98	31526-41X05	23083
n/i	Gasket	RG4R01A/JR403E	1	88-98	31716-41X01	23494
n/i	Gasket	RG4R01A/JR403E	1	88-98	31717-51X00	23495
n/i	Seal	center support to case	4	88-98	94483324	23467
<b>METAL CLAD SEALS</b>						
A8	Seal, metal clad	front	1	88-98	94483289	68200
F11	Seal, metal clad	Isuzu (extension housing)	1	88-98	94483329	33200
F11	Seal, metal clad	Nissan (extension housing)	1	88-98	32136-02T00	33201
n/i	Seal, metal clad	manual lever shaft	1	88-98	94483246	78210
<b>SEALING RINGS</b>						
K10	Kit, sealing ring	RG4R01A/JR403E	1	88-98	AE	K73300
<b>CLUTCH PLATES</b>						
B20	Friction .075" 6.12" od 64T	reverse clutch	3	88-98	94483445	73106
B21	Steel .079" 5.2" id 40T	reverse clutch	3	88-98	94483440	73107
B21	Steel .110" 5.2" id 40T	reverse clutch	ar	88-98	31536-51X06	73107A
B22	Steel, dished	reverse clutch (cushion)	1	88-98	31535-51X05	73126-R
C24	Friction .062" 6.12" od 64T	high clutch	6	88-98	94483419	73104
C25	Steel .118" 5.2" id 40T (not in kit)	high clutch	6	88-92	94483418	73107B
C25	Steel .079" 5.2" id 40T	high clutch	7	92-98	94483440	73107
C26	Steel, dished	high clutch (cushion)	1	88-98	31535-51X05	73126-R
D27	Friction .079" 6.6" od 50T	forward clutch	7/8	88-98	94483388	73101
D28	Steel .079" 6.1" id 36T	forward clutch	14	88-98	94483387	73100
D29	Steel, dished	forward clutch (cushion)	1	88-98	31535-51X01	73122-R
D31	Friction .079" 6.1" od 20T	overrun clutch	5	88-98	94483399	73103A
D32	Steel .079" 5.36" id 6T	overrun clutch	5	88-98	94483398	73113
D33	Steel, dished (not in kit)	overrun clutch (cushion)	1	88-98	31535-51X02	73123-R
E35	Friction .064" 6.12" od 33T	low/reverse clutch	8	88-98	94483263	73108
E36	Steel .079" 5.48" od 11T	low/reverse clutch	8	88-98	94483262	73114
E37	Steel, dished	low/reverse clutch (cushion)	1	88-98	31535-51X04	73124-R
<b>PRESSURE PLATES</b>						
B41	Pressure plate	reverse clutch	sel	88-98	31537-51X00	73717-R
C42	Pressure plate	high clutch	sel	88-98	31537-51X00	73717-R
D43	Pressure plate	forward clutch	sel	88-98	31537-51X05	73714-R
D44	Pressure plate	overrun clutch	sel	88-98	31537-51X11	73715-R
E45	Pressure plate	low/reverse clutch	sel	88-98	31667-51X00	73716-R



**NOTES**

**NOTES**

Lined writing area with horizontal lines.



ILL	DESCRIPTION	QTY	YEAR	REFERENCE #	PART #	
<b>REBUILDER KITS</b>						
K5	Master kit w/steels	450-43LE	1	98-05	AE	K7700C
K6	Master kit w/o steels	450-43LE	1	98-05	AE	K7700C-LS
K7	O/H Gasket set w/seals-rings	450-43LE	1	98-05	FDB-2412	K77900C
<b>GASKETS AND RUBBER COMPONENTS</b>						
G1	Gasket, oil pan	450-43LE	1	98-05	35168-36010	13870D
G1	Gasket, oil pan	450-43LE	1	98-05	35168-36010	13870X
A3	O'ring	pump body	1	98-05	90301-99029	13409
A4	Gasket	pump support	1	98-05	35313-36010	23006
G30	Gasket	oil filter	1	98-05	35339-60020	13871
G34	Gasket	extension housing	1	98-05	35182-36010	23007
G58	Seal	valve body to case	1	98-05	35893-36010	23024
n/i	Kit, valve body gaskets	450-43LE	1	98-05	FDB-4822	23045
<b>METAL CLAD SEALS</b>						
A55	Seal, metal clad	front	1	98-05	90311-42010	77201
G60	Seal, metal clad	extension housing	1	98-05	97202071	77206
n/i	Seal, metal clad 12x22x7mm	shift shaft	1	98-05	90311-12002	46202
<b>SEALING RINGS</b>						
K10	Kit, sealing ring	450-43LE	1	98-05	FDB3459	K77300C
<b>CLUTCH PLATES</b>						
A85	Friction .063" 7.230" 20T	overdrive brake clutch	3	98-05	8-97257-023-0	77110
B89	Steel .078" 4.050" id 20T	overdrive direct clutch	3	98-05	8-97256-969-0	77107
B89	Steel .095" 6.402" id 6T	overdrive brake clutch	2	98-05	8-97257-021-0	77109
B90	Friction .083" 4.987" od 47T	overdrive direct clutch	3	98-05	8-97257-043-0	77108
C93	Steel .071" 3.997" id 10T	forward clutch	7	98-05	8-97256-967-0	77101
C94	Friction .083" 4.987" od 46T	forward clutch	7	98-05	8-97256-973-0	77103
D97	Friction .083" 4.987" od 46T	direct clutch	5	98-05	8-97256-973-0	77103
D98	Steel .095" 3.997" id 10T	direct clutch	5	98-05	8-97256-972-0	77101C
D100	Friction .083" 6.890" od 70T	intermediate clutch (2nd brake)	5	98-05	8-97256-938-0	77100
D101	Steel 6T .110" 5.995" id	intermediate clutch (2nd brake)	5	98-05	8-97256-939-0	77105C
F104	Friction .067" 6.880" od 70T	1st and reverse clutch	6	98-05	8-97256-954-0	77106
F105	Steel .110" 5.995" id 16T	1st and reverse clutch	6	98-05	8-97256-951-0	77102C
n/i	Steel .079" 3.997" id 10T	overdrive/forward/direct clutch	sel	98-05	8-97256-970-0	77101A
n/i	Steel .087" 3.997" id 10T	overdrive/forward/direct clutch	sel	98-05	8-97256-970-0	77101B
<b>PRESSURE PLATES</b>						
A110	Pressure plate	overdrive brake clutch	1	98-05	AE	77418-R
A111	Pressure plate (apply)	overdrive brake clutch	1	98-05	AE	77420-R
B113	Pressure plate	overdrive direct	1	98-05	AE	77422-R
C115	Pressure plate	forward clutch	1	98-05	AE	77425-R
D116	Pressure plate	direct clutch	1	98-05	AE	77427-R
D118	Pressure plate	2nd brake clutch	1	98-05	AE	77429-R
F120	Pressure plate	low/reverse clutch	1	98-05	AE	77435-R
<b>FILTERS</b>						
K9	Kit, filter-with neoprene/cork	450-43LE	1	98-05	AE	FK77800C
K9	Kit, filter-with Duraprene®	450-43LE	1	98-05	AE	DK77800C
G125	Filter, oil screen	450-43LE	1	98-05	8-97202-067-0	77800C
<b>BUSHINGS</b>						
K12	Kit, bushing	450-43LE	1	98-05	OMT-95500	K77901C
A130	Bushing	pump body	1	98-05	n/a	77005
A131	Bushing	pump stator (front)	1	98-05	n/a	77020
A132	Bushing	pump stator (rear)	1	98-05	n/a	77020
A135	Bushing	overdrive direct housing	1	98-05	n/a	77022
B137	Bushing	overdrive planetary	1	98-05	n/a	77025
C139	Bushing	forward clutch housing	1	98-05	n/a	77027

# 450-43LE•450•AW450-43LE

450-43LE•450•AW450-43LE

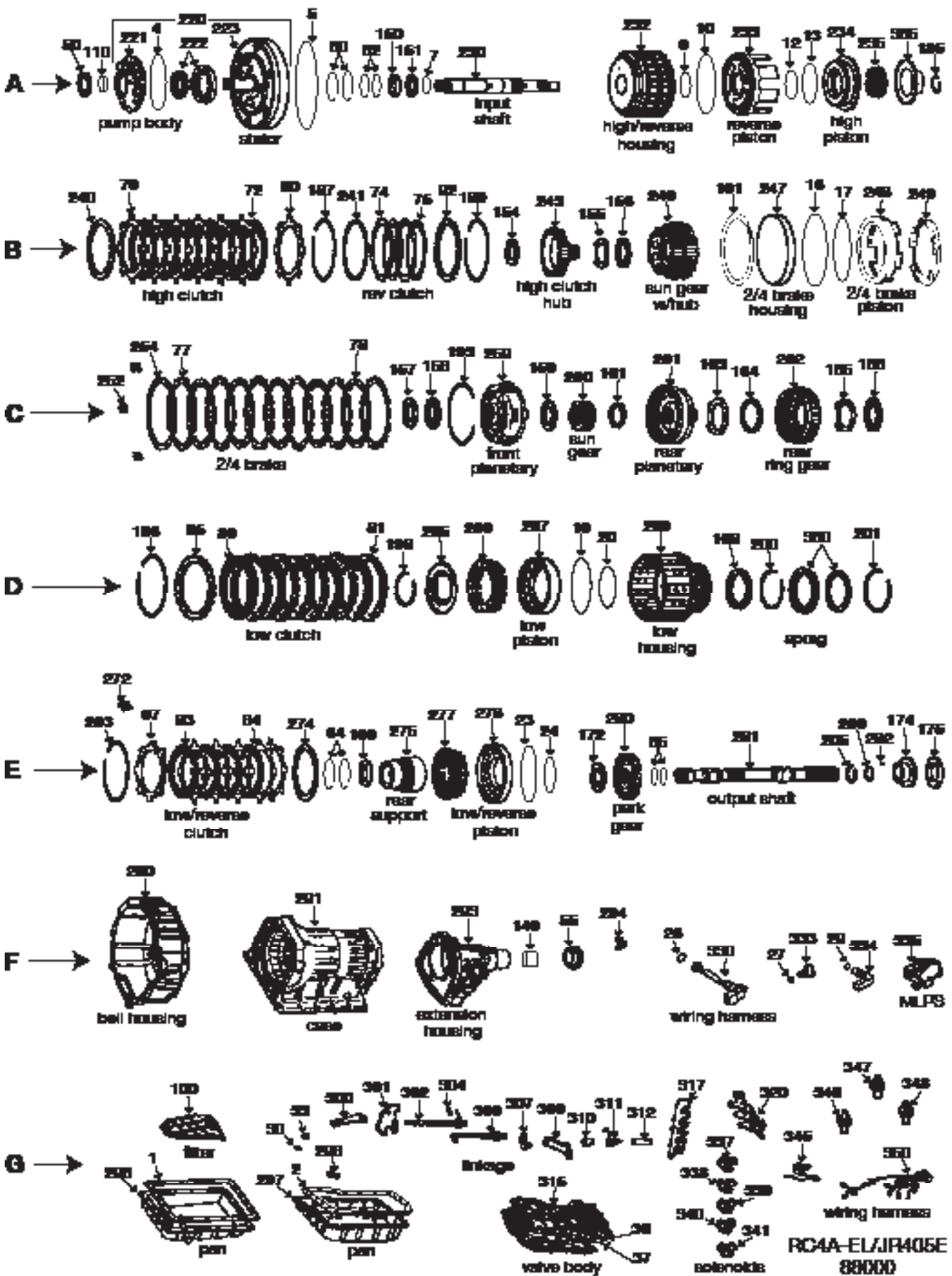
ILL	DESCRIPTION	QTY	YEAR	REFERENCE #	PART #
<b>BUSHINGS (CONTINUED)</b>					
D143	Bushing	1	98-05	n/a	77030
E144	Bushing	1	98-05	n/a	77032
E145	Bushing	1	98-05	n/a	77032
E148	Bushing	1	98-05	n/a	77035
<b>WASHERS/BEARINGS/RACES/SHIMS</b>					
A155	Race, thrust	1	98-05	n/a	77312
A156	Bearing, thrust	1	98-05	n/a	77313
B159	Race, thrust	1	98-05	n/a	77315
B160	Bearing, thrust	1	98-05	n/a	77316
B161	Race, thrust	1	98-05	n/a	77317
B162	Washer, thrust	1	98-05	n/a	77320
B165	Washer, thrust	1	98-05	n/a	77323
B167	Bearing, thrust	1	98-05	n/a	77325
B169	Race, thrust	1	98-05	n/a	77327
B170	Bearing, thrust	1	98-05	n/a	77328
B171	Race, thrust	1	98-05	n/a	77329
C173	Race, thrust	1	98-05	n/a	77331
C174	Bearing, thrust	1	98-05	n/a	77332
C175	Race, thrust	1	98-05	n/a	77333
C176	Washer, shim	sel	98-05	n/a	77334
C176	Washer, shim	sel	98-05	n/a	77334A
C176	Washer, shim	sel	98-05	n/a	77334B
C176	Washer, shim	sel	98-05	n/a	77334C
C176	Washer, shim	sel	98-05	n/a	77334D
C178	Race, thrust	1	98-05	n/a	77336
C179	Bearing, thrust	1	98-05	n/a	77337
C182	Bearing, thrust	1	98-05	n/a	77339
C183	Race, thrust	1	98-05	n/a	77340
D186	Washer, thrust	1	98-05	n/a	77345
D187	Washer, thrust	1	98-05	n/a	77346
E189	Washer, thrust	1	98-05	n/a	77349
E191	Washer, thrust	1	98-05	n/a	77351
E192	Bearing, thrust	1	98-05	n/a	77353
E195	Bearing, thrust	1	98-05	n/a	77355
F196	Bearing, ball	1	98-05	n/a	77360
G200	Bearing, caged	1	98-05	n/a	77365
<b>SNAP RINGS</b>					
A205	Snap ring	1	98-05	AE	77619-R
A206	Snap ring	1	98-05	AE	77620-R
A208	Snap ring	1	98-05	AE	77622-R
B210	Snap ring	1	98-05	AE	77624-R
B211	Snap ring	1	98-05	AE	77626-R
B212	Snap ring	1	98-05	AE	77628-R
B213	Snap ring	1	98-05	AE	77631-R
C215	Snap ring	1	98-05	AE	77633-R
C217	Snap ring	1	98-05	AE	77635-R
D218	Snap ring	1	98-05	AE	77637-R
D219	Snap ring	1	98-05	AE	77638-R
D221	Snap ring	1	98-05	AE	77640-R
D223	Snap ring	1	98-05	AE	77643-R
E255	Snap ring	1	98-05	AE	77645-R
E226	Snap ring	1	98-05	AE	77648-R
E228	Snap ring	1	98-05	AE	77650-R



ILL	DESCRIPTION	QTY	YEAR	REFERENCE #	PART #
<b>SNAP RINGS (CONTINUED)</b>					
E229	Snap ring rear hub to ring gear	1	98-05	AE	77651-R
E230	Snap ring intermediate shaft to rear hub	1	98-05	AE	77652-R
E232	Snap ring output shaft	1	98-05	AE	77653-R
F233	Snap ring low/reverse clutch pressure plate	1	98-05	AE	77655-R
F235	Snap ring low/reverse clutch retainer	1	98-05	AE	77657-R
G237	Snap ring caged bearing to housing	1	98-05	AE	77659-R
<b>PUMP PARTS AND PUMPS</b>					
A240	Pump assembly 450-43LE	1	98-05	AE	77200C-R
A241	Body, pump w/gears 450-43LE	1	98-05	AE	77300C-R
A242	Gear, pump inner/outer 450-43LE	1	98-05	n/a	K77201C
A244	Stator, pump support 450-43LE	1	98-05	AE	77400C-R
<b>HARD PARTS</b>					
A250	Housing, overdrive direct w/sun gear inner overdrive sprag race	1	98-05	AE	77915-R
A251	Piston, overdrive direct clutch 450-43LE	1	98-05	AE	77918-R
A252	Retainer, w/springs overdrive direct clutch	1	98-05	AE	77919-R
B254	Race, outer overdrive sprag 450-43LE	1	98-05	AE	77921-R
B256	Planetary, overdrive w/shaft 450-43LE	1	98-05	AE	77923-R
B257	Gear, overdrive ring 450-43LE	1	98-05	AE	77926-R
B258	Hub, overdrive ring gear 450-43LE	1	98-05	AE	77928-R
B260	Retainer, w/springs overdrive brake clutch	1	98-05	AE	77929-R
B261	Piston, overdrive brake clutch 450-43LE	1	98-05	AE	77930-R
B262	Housing, overdrive 450-43LE	1	98-05	AE	77931-R
C264	Housing, forward clutch 450-43LE	1	98-05	AE	77933-R
C265	Piston, forward clutch 450-43LE	1	98-05	AE	77935-R
C266	Retainer, w/springs forward clutch	1	98-05	AE	77936-R
C268	Hub, forward clutch 450-43LE	1	98-05	AE	77937-R
D270	Retainer, w/springs direct clutch	1	98-05	AE	77939-R
D271	Piston, direct clutch 450-43LE	1	98-05	AE	77940-R
D272	Housing, direct clutch 450-43LE	1	98-05	AE	77941-R
D274	Retainer, w/springs 2nd brake clutch	1	98-05	AE	77942-R
D275	Piston, 2nd brake clutch 450-43LE	1	98-05	AE	77943-R
D276	Housing, 2nd brake clutch 450-43LE	1	98-05	AE	77945-R
E278	Gear, forward sun 450-43LE	1	98-05	AE	77947-R
E280	Planetary, forward inner low sprag	1	98-05	AE	77949-R
E281	Gear, forward ring 450-43LE	1	98-05	AE	77951-R
E283	Planetary, rear 450-43LE	1	98-05	AE	77953-R
E284	Gear, rear sun 450-43LE	1	98-05	AE	77955-R
E285	Shaft, main 450-43LE	1	98-05	AE	77957-R
E287	Gear, rear ring 450-43LE	1	98-05	AE	77959-R
E288	Hub, rear ring gear 450-43LE	1	98-05	AE	77961-R
E290	Shaft, output 450-43LE	1	98-05	AE	77965-R
F291	Retainer, w/springs low/reverse clutch	1	98-05	AE	77968-R
F292	Piston, low/reverse clutch 450-43LE	1	98-05	AE	77969-R
G294	Housing, front (bell housing) 450-43LE	1	98-05	AE	77971-R
G295	Housing, main case 450-43LE	1	98-05	AE	77973-R
G299	Pan, bottom 450-43LE	1	98-05	AE	77974-R
G316	Gear, park 450-43LE	1	98-05	AE	77982-R
G320	Housing, extension 450-43LE	1	98-05	AE	77985-R
G325	Valve body w/solenoids 450-43LE	1	98-05	AE	77994-R
<b>ELECTRICAL COMPONENTS</b>					
n/i	Kit, solenoid w/o EPC S1/S2/timing/LU	1	98-05	52-9033	25A-057
G340	Solenoid EPC	1	98-05	n/a	5A-214
G341	Solenoid timing	1	98-05	n/a	5A-215







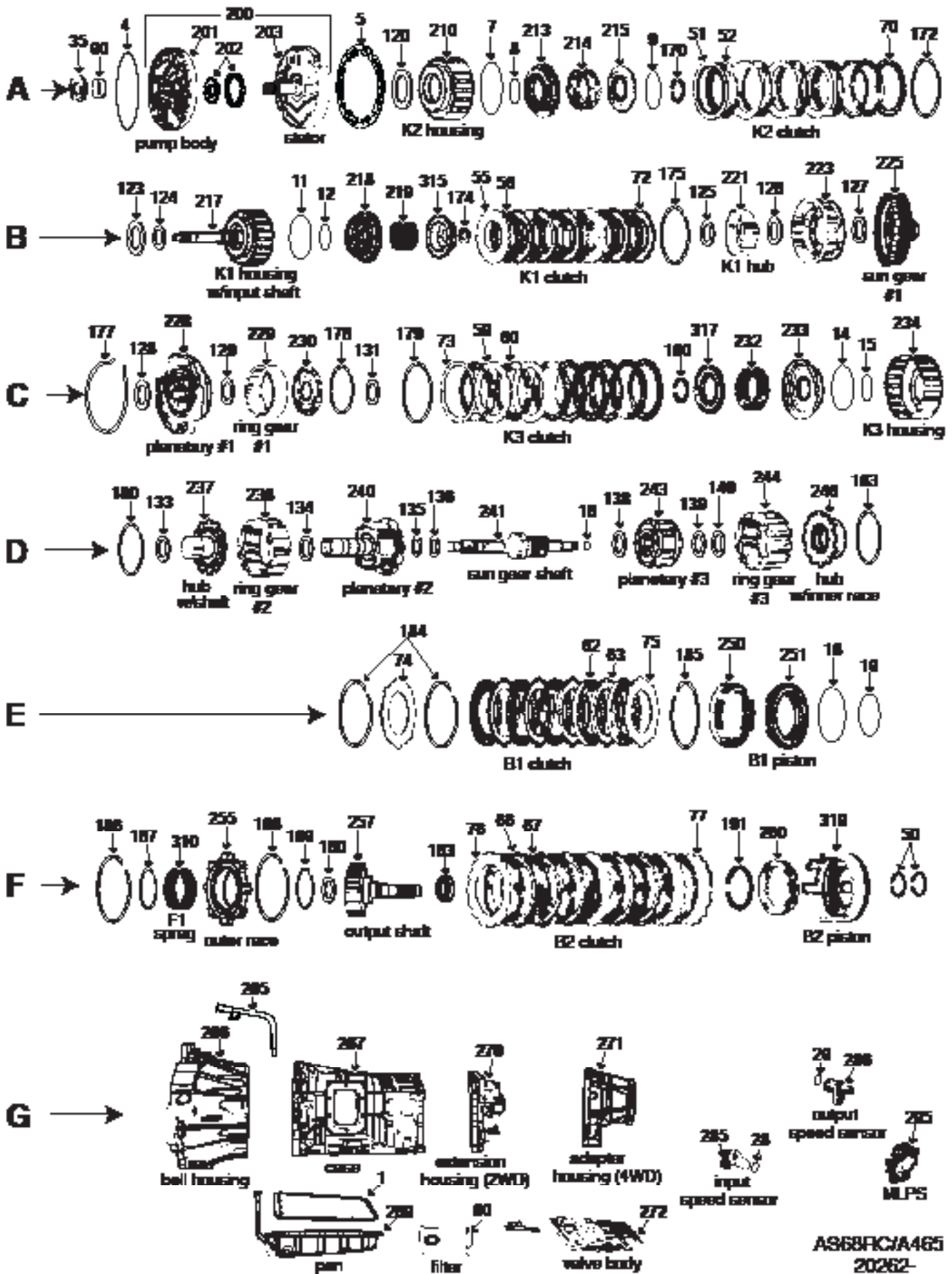
RC4A-EL/JR405E  
88000

ILL	DESCRIPTION	QTY	YEAR	REFERENCE #	PART #
<b>TECHNICAL MANUALS</b>					
K53	Tech manual JR405E dis/assembly diagnosis & troubleshooting	1	04-11	JR405ETM	010-487
<b>REBUILDER KITS</b>					
K5	Master kit with steels without pistons	1	04-11	AE	K8800
K5	Master kit with steels with pistons	1	04-11	AE	K8800A
K6	Master kit w/o steels without pistons	1	04-11	AE	K8800-LS
K6	Master kit w/o steels with pistons	1	04-11	AE	K8800A-LS
K7	O/H gasket set w-seals-rings without pistons	1	04-11	DP2510	K88900
K7	O/H gasket set w-seals-rings with pistons	1	04-11	DP2564	K88900A
<b>VALVE BODY KITS</b>					
K15	Kit, valve body repair RC4A-EL/JR405E	1	02-11	n/a	K88908
<b>GASKETS AND RUBBER COMPONENTS</b>					
G1	Gasket, pan Farpak® RX8 (Duprene® #B11536)	1	04-06	FDB-B11393	13126F
G2	Gasket, pan Durprene® JR405E	1	04-11	FDB-B11535	13127D
A4	O'ring pump body to support	1	04-11	BW01-21-032	23086
A5	O'ring pump support to case	1	04-11	BW01-21-031	23131
G36	Gasket, upper valve body RC4A-EL/JR405E	1	04-11	FDB-B36323	23129
G36	Gasket, lower valve body RC4A-EL/JR405E	1	04-11	FDB-B36324	23130
n/i	O'ring case connector	1	04-11	BW01-21-034	23133
n/i	Washer, cooler line fittings RC4A-EL/JR405E	4	04-11	99562-1400	23134
n/i	Seal, solenoid isolator RC4A-EL/JR405E	5	04-11	FDB-B33344	23135
n/i	Seal valve body to case	1	04-11	31528-31X06	23034
<b>METAL CLAD SEALS</b>					
A50	Seal, metal clad front	1	04-11	31344-21X00	68200
A55	Seal, metal clad 51x38x13mm extension housing (RC4A-EL)	1	04-11	M502-17-335A	78202
F55	Seal, metal clad extension housing (JR405E)	1	04-11	31375-UK001	88201
<b>SEALING RINGS</b>					
K10	Kit, sealing ring RC4A-EL/JR405E	1	04-11	FDB-3515	K88903
A60	Sealing ring reverse clutch	2	04-11	BW01-19-655	88306
A62	Sealing ring high clutch	2	04-11	31558-21X00	88307
E64	Sealing ring low/reverse clutch	2	04-11	BV11-19-256	88308
E65	Sealing ring output shaft	2	04-11	BW01-19-212	88309
<b>CLUTCH PLATES</b>					
B70	Steel .079" 4.121" id 8T high clutch	6	04-11	BW01-19-GE1	78141
B72	Friction .062" 5.090" od 30T high clutch	6	04-11	BW15-19-620	78140
B74	Steel .063" 4.916" id 32T reverse clutch	2	04-11	BW01-19-571	78145
B75	Friction .061" 5.594" od 30T reverse clutch	2	04-11	BW01-18-610	78144
C77	Friction .063" 6.562" od 30T 2/4 brake	4	04-11	BW30-19-3V0	78142
C78	Steel .071" 5.694" id 15T 2/4 brake	4	04-11	BW60-19-3N4	78143
D80	Friction .068" 5.426" od 30T low clutch	5	04-11	BW01-19-5J0A	75221-35404
D81	Steel .080" 4.839" id 27T low clutch	5	04-11	BW60-19-499	78147
E83	Friction .061" 5.8" od 30T low/reverse clutch	4	04-11	BW01-19-590	78104A
E84	Steel .079" 5.084" id 20T low/reverse clutch	4	04-11	BW01-19-609	78149
<b>PRESSURE PLATES</b>					
B90	Pressure plate high clutch	1	04-11	AE	88716-R
B92	Pressure plate reverse clutch	1	04-11	AE	88719-R
D95	Pressure plate low clutch	1	04-11	AE	88721-R
E97	Pressure plate low/reverse clutch	1	04-11	AE	88723-R
<b>FILTERS</b>					
K9	Kit, filter JR405E	1	04-11	AE	DK88800
K9	Kit, filter RC4A-EL	1	04-06	AE	FK88800A
G100	Filter RC4A-EL/JR405E	1	04-11	n/a	88800

ILL	DESCRIPTION	QTY	YEAR	REFERENCE #	PART #
<b>BUSHINGS</b>					
K13	Kit, bushing	1	04-11	n/a	K88901
A110	Bushing 2.130" od	1	04-11	31343-21X01	68001
F140	Bushing	1	04-06	31332-X8000	78008
<b>WASHERS/BEARINGS/RACES/SHIMS</b>					
K12	Kit, thrust bearing	1	04-11	n/a	K88906
A150	Race, thrust	1	04-11	n/a	88406
A151	Bearing, thrust	1	04-11	n/a	88407
B154	Bearing, thrust	1	04-11	n/a	88410
B155	Race, thrust	1	04-11	n/a	88412
B156	Bearing, thrust	1	04-11	n/a	88413
C157	Race, thrust	1	04-11	n/a	88415
C158	Bearing, thrust	1	04-11	n/a	88416
C159	Bearing, thrust	1	04-11	n/a	88418
C161	Bearing, thrust	1	04-11	n/a	88420
C163	Bearing, caged	1	04-11	n/a	88422
C164	Bearing, thrust	1	04-11	n/a	88423
C165	Race, thrust	1	04-11	n/a	88425
C166	Bearing, thrust	1	04-11	n/a	88426
D168	Bearing, thrust	1	04-11	n/a	88430
E169	Bearing, thrust	1	04-11	n/a	88432
E172	Bearing, thrust	1	04-11	n/a	88435
E174	Race, thrust (sleeve)	1	04-11	n/a	88436
E175	Bearing, thrust	1	04-11	n/a	88437
<b>SNAP RINGS</b>					
A185	Snap ring	1	04-11	AE	88605-R
B187	Snap ring	1	04-11	AE	88608-R
B189	Snap ring	1	04-11	AE	88610-R
B191	Snap ring	1	04-11	AE	88613-R
C193	Snap ring	1	04-11	AE	88615-R
D196	Snap ring	1	04-11	AE	88618-R
D198	Snap ring	1	04-11	AE	88620-R
D200	Snap ring	1	04-11	AE	88623-R
D201	Snap ring	1	04-11	AE	88625-R
E203	Snap ring	1	04-11	AE	88627-R
E205	Snap ring	1	04-11	AE	88629-R
E206	Snap ring	1	04-11	AE	88630-R
<b>PUMP PARTS AND PUMPS</b>					
A220	Pump assembly	1	04-11	AE	88200-R
<b>HARD PARTS</b>					
A230	Shaft, input	1	04-11	AE	88915-R
A232	Housing, high/reverse clutch	1	04-11	AE	88917-R
A233	Piston, reverse clutch	1	04-11	AE	88918-R
A234	Piston, high clutch	1	04-11	AE	88919-R
A235	Retainer, w/springs	1	04-11	AE	88920-R
B240	Spring, dished	1	04-11	AE	88922-R
A243	Hub, high clutch	1	04-11	AE	88924-R
B246	Hub, w/sun gear	1	04-11	AE	88925-R
B247	Housing, 2/4 brake clutch	1	04-11	AE	88926-R
B248	Piston, 2/4 brake clutch	1	04-11	AE	88927-R
B249	Retainer, w/springs	1	04-11	AE	88928-R
C252	Retainer, 2/4 brake clutch	3	04-11	AE	88930-R
C254	Spring, dished	1	04-11	AE	88932-R
C259	Planetary, front	1	04-11	AE	88935-R



ILL	DESCRIPTION	QTY	YEAR	REFERENCE #	PART #
<b>HARD PARTS (CONTINUED)</b>					
C260	Gear, rear sun	1	04-11	AE	88937-R
C261	Planetary, rear	1	04-11	AE	88938-R
C262	Gear, rear ring	1	04-11	AE	88939-R
D265	Retainer, low clutch	1	04-11	AE	88941-R
D266	Retainer, w/springs	1	04-11	AE	88942-R
D267	Piston, low clutch	1	04-11	AE	88943-R
D269	Housing, low clutch	1	04-11	AE	88945-R
E272	Spring, anti-clunk	1	04-11	AE	88946-R
E274	Spring, dished	1	04-11	AE	88947-R
E275	Support, rear	1	05-11	AE	88948-R
E277	Retainer, w/springs	1	04-11	AE	88949-R
E278	Piston, low/reverse clutch	1	04-11	AE	88950-R
E280	Gear, park	1	04-11	AE	88952-R
E281	Shaft, rear output	1	04-11	AE	88954-R
F290	Housing, front	1	04-11	AE	88960-R
F291	Housing, main case	1	04-11	AE	88965-R
F293	Housing, rear extension	1	04-06	AE	88968-R
E293	Housing, rear extension	1	04-11	AE	88969-R
G296	Pan, bottom	1	04-06	AE	88970-R
G297	Pan, bottom	1	04-11	AE	88971-R
G300	Spring, detent roller	1	04-11	AE	88974-R
G301	Cone, rooster	1	04-11	AE	88975-R
G302	Shaft, shift	1	04-11	AE	88976-R
G306	Rod, park	1	04-11	AE	88977-R
G309	Pawl, park	1	04-11	AE	88978-R
G311	Spring, park pawl	1	04-11	AE	88980-R
G312	Pin, park pawl	1	04-11	AE	88981-R
G315	Valve body w/solenoids	1	04-06	AE	88985-R
G315	Valve body w/solenoids	1	04-11	AE	88986-R
<b>ELECTRICAL COMPONENTS</b>					
F330	Harness, internal	1	04-11	n/a	16A-148
F333	Sensor, speed	1	04-11	n/a	05-140
F334	Sensor, speed	1	04-11	n/a	05-141
G335	Switch, MLPS (neutral start)	1	04-11	n/a	25A-150
G337	Solenoid	1	04-11	n/a	5A-258
G338	Solenoid	1	04-11	n/a	5A-259
G338	Solenoid	1	04-11	n/a	5A-260
G340	Solenoid	1	04-11	n/a	5A-261
G341	Solenoid	1	04-11	n/a	5A-262
G345	Solenoid	1	04-11	n/a	5A-263
G346	Sensor, oil pressure	1	04-11	n/a	05-142
G347	Sensor, oil pressure	1	04-11	n/a	05-143
G348	Sensor, oil pressure	1	04-11	n/a	05-144
G350	Harness, internal	1	04-11	n/a	16A-149
<b>SPRAGS</b>					
D360	Sprag, low/reverse	1	04-11	n/a	88502
<b>BONDED PISTONS</b>					
A365	Piston, balance	1	04-11	B82386	88520
n/i	Piston, balance	1	04-11	B82385	88525
<b>NOTES</b>					



AS68RC/A465  
20262-

ILL	DESCRIPTION		QTY	YEAR	REFERENCE #	PART #
<b>TECHNICAL MANUALS</b>						
K53	Tech manual AS68RC dis/assembly	diagnosis/troubleshooting	1	07-09	AS68RC	010-130
K53	Tech guide AS68RC	diagnosis/troubleshooting	1	07-09	AS68RC guide	010-131
<b>REBUILDER KITS</b>						
K5	Master kit w/steels	AS68RC/DG3-Aisin	1	07-11	AE	20262-11104
K5	Master kit w/steels	AS68RC/DG3-Aisin	1	07-11	AE	70262-11104
K6	Master kit w/o steels	AS68RC/DG3-Aisin	1	07-11	AE	20262-12104
K6	Master kit w/o steels	AS68RC/DG3-Aisin	1	07-11	AE	70262-12104
K7	O/H gasket set w/seals-rings	AS68RC/DG3-Aisin	1	07-11	68040450AA	20262-13104
K28	Kit, valve body repair	AS68RC/DG3-Aisin	1	07-11	n/a	20262-16004
<b>VALVE BODY KITS</b>						
K15	Kit, valve body repair	AS68RC/DG3-Aisin	1	07-10	n/a	20262-17009
<b>GASKETS AND RUBBER COMPONENTS</b>						
G1	Gasket, pan (neoprene/cork)	AS68RC/DG3-Aisin	1	07-09	68020048AA	20262-20004
G1	Gasket, pan (Duraprene®)	AS68RC/DG3-Aisin	1	07-10	B11564	20262-19004
A4	O'ring	pump body	1	07-10	B47336	20262-21004
A5	Gasket	Pump to case	1	07-10	B36499	20262-28104
n/i	Gasket, upper cover plate	AS68RC/DG3-Aisin	1	07-10	n/a	20262-28504
n/i	Gasket, lower cover plate	AS68RC/DG3-Aisin	1	07-10	n/a	20262-28704
n/i	Gasket, upper spacer plate	AS68RC/DG3-Aisin	1	07-10	n/a	20262-28904
n/i	Gasket, lower spacer plate	AS68RC/DG3-Aisin	1	07-10	n/a	20262-29104
<b>METAL CLAD SEALS</b>						
A35	Seal, metal clad	pump seal (front seal)	1	07-10	n/a	20262-30104
n/i	Seal, metal clad	extension housing (2WD)	1	07-10	n/a	20262-30504
n/i	Seal, metal clad	adapter housing	1	07-10	n/a	20262-30604
<b>SEALING RINGS</b>						
K10	Kit, sealing ring	AS68RC/DG3-Aisin	1	07-10	n/a	20262-31504
<b>CLUTCH PLATES</b>						
A51	Steel .096" 6.890" id 20T	K2 clutch	5	07-11	68019747AA	20262-37504
A52	Friction .081" 8.050" od 60T	K2 clutch	5	07-11	68019793AA	20262-35104
A52	Friction .081" 8.050" od 32T	K2 clutch	5	07-11	R560435	70262-35104
B55	Steel .096" 4.130" id 20T	K1 clutch	6	07-11	68019775AA	20262-37604
B56	Friction .080" 5.810" od 48T	K1 clutch	6	07-11	68019774AA	20262-35204
C59	Steel .096" 6.890" id 20T	K3 clutch	6	07-11	68019747AA	20262-37504
C60	Friction .080" 5.050" od 78T	K3 clutch	5	07-11	68019745AA	20262-35304
E62	Friction .081" 7.920" od 66T	B1 brake	5	07-11	68019839AA	20262-35404
E63	Steel .111" 5.940" id 16T	B1 brake	4	07-11	68019838AA	20262-37804
F66	Steel .110" 6.720" id 16T	B2 brake	7	07-11	68019848AA	20262-37904
F67	Friction .066" 7.950" od 70T	B2 brake	8	07-11	68019853AA	20262-35504
<b>PRESSURE PLATES</b>						
A70	Pressure plate	K2 clutch	1	07-10	AE	20262-41103
B72	Pressure plate	K1 clutch	1	07-10	AE	20262-41403
C73	Pressure plate	K3 clutch	1	07-10	AE	20262-41804
E74	Pressure plate	B1 clutch (backing)	1	07-10	AE	20262-42304
E75	Pressure plate	B1 clutch (apply)	1	07-10	AE	20262-42404
F76	Pressure plate	B2 clutch (backing)	1	07-10	AE	20262-42704
F77	Pressure plate	B2 clutch (apply)	1	07-10	AE	20262-42704
<b>FILTERS</b>						
K9	Kit, filter	Dodge	1	07-09	AE	20262-44504
G80	Filter, oil screen	Dodge	1	07-09	68019688AA	20262-45004
G80	Filter, oil screen	Isuzu	1	05-10	8-98079401-0	20262-45104
<b>BUSHINGS</b>						
K13	Kit, bushing	AS68RC/DG3-Aisin	1	07-10	OMT-91500	20262-50004
A90	Bushing	pump body	1	07-10	OMT-91423	20262-50604

# AS68RC•A465•DG3-Aisin

AS68RC•A465•DG3-Aisin


ILL	DESCRIPTION	QTY	YEAR	REFERENCE #	PART #	
<b>WASHERS/BEARINGS/RACES/SHIMS</b>						
K12	Kit, thrust bearing	AS68RC/DG3-Aisin	1	07-10	n/a	20262-55104
A120	Washer, thrust	pump stator to K2 housing	1	07-10	68019287AA	20262-56104
B123	Race, thrust	K2 piston to K1 housing	sel	07-10	68019766AA	20262-56404
B124	Bearing, thrust w/race	pump stator to K1 housing	1	07-10	n/a	20262-56504
B125	Bearing, thrust	K1 hub to K1 housing	1	07-10	68019764AA	20262-56604
B126	Bearing, thrust	K1 hub to hub	1	07-10	68019902AA	20262-56804
B127	Bearing, thrust	hub to sun gear #1	1	07-10	n/a	20262-56904
C128	Bearing, thrust	sun gear #1 to planetary #1	1	07-10	n/a	20262-58304
C129	Bearing, thrust	planetary #1 to hub	1	07-10	n/a	20262-57404
C131	Bearing, thrust	hub to K3 housing	1	07-10	n/a	20262-57804
D133	Bearing, thrust	hub with shaft to K3 housing	1	07-10	n/a	20262-58004
D134	Bearing, thrust	hub with shaft to planetary #2	1	07-10	n/a	20262-58304
D135	Bearing, race	planetary #2 to sun gear shaft	1	07-10	n/a	20262-58504
D136	Bearing, thrust	planetary #2 to sun gear shaft	1	07-10	n/a	20262-58704
D138	Bearing, thrust w/race	sun gear shaft to planetary #3	1	07-10	n/a	20262-59004
D139	Bearing, race	planetary #3 to ring gear	1	07-10	n/a	20262-59204
D140	Bearing, thrust	planetary #3 to hub	1	07-10	n/a	20262-59404
F160	Bearing, thrust	output shaft to inner race	1	07-10	n/a	20262-60104
F163	Bearing, ball type	AS68RC/DG3-Aisin	1	07-10	n/a	20262-60504
<b>SNAP RINGS</b>						
A170	Snap ring	K2 retainer	1	07-10	n/a	20262-62503
A172	Snap ring	K2 pressure plate	1	07-10	n/a	20262-62803
B174	Snap ring	K1 retainer	1	07-10	n/a	20262-62903
B175	Snap ring	K1 pressure plate	1	07-10	n/a	20262-63003
C177	Snap ring	planetary #1	1	07-10	n/a	20262-63203
C178	Snap ring	ring gear #1 hub	1	07-10	n/a	20262-63503
C179	Snap ring	K3 pressure plate	1	07-10	n/a	20262-62803
C180	Snap ring	K3 retainer	1	07-10	n/a	20262-63703
D181	Snap ring	hub to ring gear #2	1	07-10	n/a	20262-64003
D183	Snap ring	outer sprag race to ring gear #3	1	07-10	n/a	20262-64403
E184	Snap ring	B1 pressure plate	2	07-10	n/a	20262-64603
E185	Snap ring	B1 retainer	1	07-10	n/a	20262-64603
F186	Snap ring	outer sprag race to case	1	07-10	n/a	20262-62803
F187	Snap ring	sprag to outer race	1	07-10	n/a	20262-65203
F188	Snap ring	outer sprag race to case	1	07-10	n/a	20262-62803
F189	Snap ring	sprag to outer race	1	07-10	n/a	20262-65203
F191	Snap ring	B2 retainer	1	07-10	n/a	20262-65503
<b>PUMP PARTS AND PUMPS</b>						
A200	Pump assembly	AS68RC/DG3-Aisin	1	07-10	RL086055AA	20262-67003
A201	Body, pump w/gears	AS68RC/DG3-Aisin	1	07-10	AE	20262-67503
A202	Gears, pump	AS68RC/DG3-Aisin	1	07-10	n/a	20262-68104
A203	Stator, pump	AS68RC/DG3-Aisin	1	07-10	AE	20262-68503
<b>HARD PARTS</b>						
A210	Housing, K2 clutch	AS68RC/DG3-Aisin	1	07-10	68025948AA	20262-72103
A213	Piston, K2 clutch	AS68RC/DG3-Aisin	1	07-10	68019795AA	20262-72303
A214	Retainer, w/springs K2 clutch	AS68RC/DG3-Aisin	1	07-10	68019792AA	20262-72503
A215	Piston, balance K2 clutch	AS68RC/DG3-Aisin	1	07-10	68019796AA	20262-72603
B217	Housing, w/shaft K1 clutch	24 splines	1	07-10	68019771AA	20262-72703
B217	Housing, w/shaft K1 clutch	23 splines	1	07-10	n/a	80262-72703
B218	Piston, K1 clutch	AS68RC/DG3-Aisin	1	07-10	68019772AA	20262-72903
B219	Retainer, w/springs K1 clutch	AS68RC/DG3-Aisin	1	07-10	68019770AA	20262-73103
B221	Hub, K1 clutch	AS68RC/DG3-Aisin	1	07-10	68019785AA	20262-73303
B223	Hub, K2 clutch	AS68RC/DG3-Aisin	1	07-10	68019788AA	20262-73503












ILL	DESCRIPTION	QTY	YEAR	REFERENCE #	PART #
<b>REBUILDER KITS</b>					
K5	Master kit w/steels w/pistons w/gaskets/seals/rings/lined/steel clutches	1	15-16	AE	10296-11004
K5	Master kit w/steels w/o pistons w/gaskets/seals/rings/lined/steel clutches	1	15-16	AE	10296-11104
K6	Master kit w/o steels w/pistons w/gaskets/seals/rings/lined clutches	1	15-16	AE	10296-12004
K6	Master kit w/o steels w/o pistons w/gaskets/seals/rings/lined clutches	1	15-16	AE	10296-12104
K7	O/H gasket set w/seals-rings with clutch pistons	1	15-16	AE	10296-13004
K7	O/H gasket set w/seals-rings without clutch pistons	1	15-16	AE	10296-13104




ILL	DESCRIPTION	QTY	YEAR	REFERENCE #	PART #
<b>REBUILDER KITS</b>					
K5	Master kit w/steels w/pistons w/gaskets/seals/rings/lined/steels	1	15-16	AE	10295-11004
K5	Master kit w/steels w/o pistons w/gaskets/seals/rings/lined/steels	1	15-16	AE	10295-11104
K6	Master kit w/o steels w/pistons w/gaskets/seals/rings/lined	1	15-16	AE	10295-12004
K6	Master kit w/o steels w/o pistons w/gaskets/seals/rings/lined	1	15-16	AE	10295-12104
K7	O/H gasket set w/seals-rings with clutch pistons	1	15-16	AE	10295-13004
K7	O/H gasket set w/seals-rings without clutch pistons	1	15-16	AE	10295-13104
<b>NOTES</b>					





ILL	DESCRIPTION	QTY	YEAR	REFERENCE #	PART #
<b>REBUILDER KITS</b>					
K7	O/H gasket set w/seals-rings with axle seals	1	13-16	AE	25293-13104
<b>NOTES</b>					

X26R

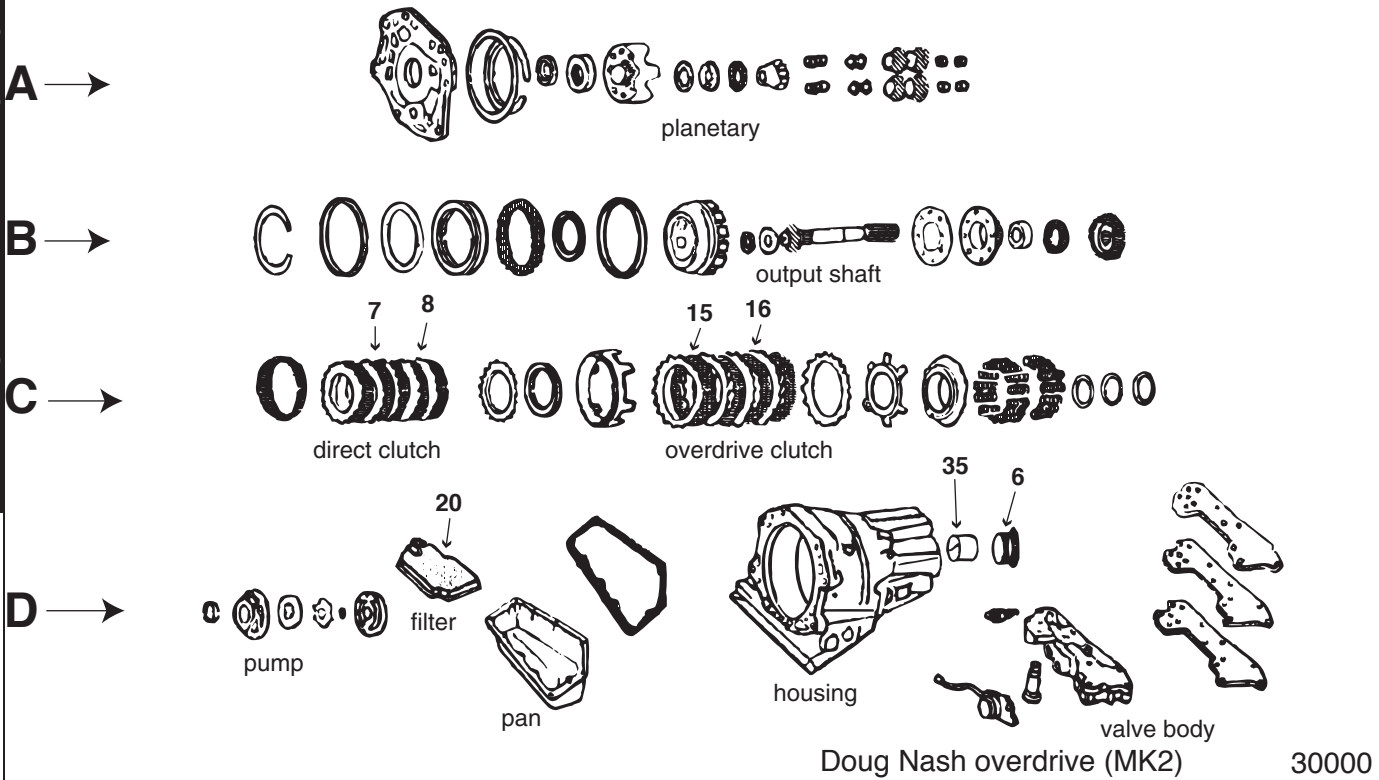


ILL	DESCRIPTION	QTY	YEAR	REFERENCE #	PART #
<b>REBUILDER KITS</b>					
K7	O/H gasket set w/seals-rings with axle seals	1	13-16	AE	10297-13104
<b>NOTES</b>					

X39F

# Doug Nash overdrive (MK2)

Doug Nash overdrive (MK2)



## REBUILDER KITS

K5	Master kit w/steels	MK2 Doug-Nash OD	1	84-85	AE	K3000
K5	Master kit w/steels	MK2 Doug-Nash OD	1	86-88	AE	K3000A
K6	Master kit w/o steels	MK2 Doug-Nash OD	1	84-85	AE	K3000-LS
K6	Master kit w/o steels	MK2 Doug-Nash OD	1	86-88	AE	K3000A-LS
K7	O/H gasket set w/seals-rings	MK2 Doug-Nash OD	1	84-88	AE	K30900

## METAL CLAD SEALS

D6	Seal, metal clad 2 3/8" od (w/o boot)	extension housing	1	84-88	3932255	8850B
----	---------------------------------------	-------------------	---	-------	---------	-------

## CLUTCH PLATES

C7	Friction .072" 5.279" od 48T (smooth)	direct (small)	5/6	84-85	14081192	30103
C7	Friction .072" 5.279" od 48T (waffle)	direct (small)	5/6	86-88	14105930	30105
C8	Steel .071" 4.103" id 30T	direct (small)	5/6	84-85	14081193	30100
C8	Steel .061" 4.103" id 30T	direct (small)	4	86-88	14105931	30104
C8	Steel .051" 4.103" id 30T	direct (small)	ar	86-88	14105941	30108
C15	Friction .092" 6.560" od (smooth)	overdrive (large)	4/5	84-85	14082705	30106
C15	Friction .092" 6.560" od (waffle)	overdrive (large)	4	86-88	14105933	30107
C16	Steel .071" 5.696" id 24T	overdrive (large)	4	84-85	14082706	30101
C16	Steel .061" 5.696" id 24T	overdrive (large)	5	86-88	14105934	30101A

## FILTERS

D20	Filter, screen (brass)	MK2 Doug-Nash OD	1	84-88	14082735	6582D
-----	------------------------	------------------	---	-------	----------	-------

## BUSHINGS

D35	Bushing (bronze w/dimples)	extension housing	1	84-88	6260048	8008
D35	Bushing (babbitt) 1.626" od	extension housing	1	84-88	6260048	8008A
D35	Bushing (Duralife®)	extension housing	1	84-88	24241501	8008B

## NOTES


# Doug Nash overdrive (MK2)

ILL	DESCRIPTION	QTY	YEAR	REFERENCE #	PART #
-----	-------------	-----	------	-------------	--------

Doug Nash overdrive (MK2)

