



Lenovo System x3250 M6 Product Guide

The Lenovo System x3250 M6 is an affordable, single-socket 1U rack solution for small and medium businesses that need optimized performance and flexibility for future growth, along with enterprise-class reliability, management, and security.

The System x3250 M6 offers a wide range of processors — from Intel Celeron to Intel Xeon E3-1200 v5. With support for a memory capacity of up to 64 GB and internal storage of up to 24 TB, the x3250 M6 is ideal for small- to medium-sized business, workgroups, distributed locations, and webscale workloads.

Flexible and scalable internal storage configurations include up to eight 2.5-inch or four 3.5-inch drives with a wide selection of drive sizes and types. Also, it features integrated 1 Gb Ethernet NICs and additional PCIe expansion slots for advanced RAID protection and network scalability.

The following figure shows the System x3250 M6.



Figure 1. Lenovo System x3250 M6

Did you know?

The System x3250 M6 offers enterprise-class reliability features such as error correcting code (ECC), hot-swap components, and advanced RAID protection with flexible storage options at an affordable price.

The Integrated Management Module 2.1 built into the System x3250 M6 offers easy-to-use, enterprise-class manageability to monitor server availability and perform remote management.

The System x3250 M6 has a mere 22.7-inch (576 mm) deep chassis, helping customers reduce their business footprint.

The System x3250 M6 leverages System x Trusted Platform Assurance, an exclusive set of System x features and practices (including a Trusted Platform Module) that establishes a solid security foundation for customer workloads.

System x® servers once again achieved the highest reliability of any x86 servers (ITIC 2015-2016 Global Server Hardware, Server OS Reliability Survey):

http://www.lenovo.com/images/products/system-x/pdfs/white-papers/itic_2015_reliability_wp.pdf

Key features

The System x3250 M6 server is a compact, cost-effective, single-processor 1U rack server that has been optimized to provide enterprise-class features to small-to-medium-sized businesses, retail stores, or distributed enterprises.

Scalability and performance

The System x3250 M6 offers numerous features to boost performance and improve scalability:

- The Intel Xeon processor E3-1200 v5 product family improves productivity by offering 4-core processors with up to 3.7 GHz core speeds and up to 8 MB of cache to provide affordable single-socket system performance.
 - Choice of processors with up to four cores and up to eight threads to enable the effective use of multithreaded applications.
 - Intelligent and adaptive system performance with Intel Turbo Boost Technology 2.0 allows processor cores to run at maximum speeds during peak workloads by temporarily going beyond processor thermal design power (TDP).
 - Intel Hyper-Threading Technology boosts performance for multithreaded applications by enabling simultaneous multithreading within each processor with up to two threads per core.
 - Intel Virtualization Technology integrates hardware-level virtualization hooks that allow operating system vendors to better use the hardware for virtualization workloads.
- Up to four 2133 MHz DDR4 ECC UDIMMs provide speed, availability, and capacity of up to 64 GB.
- Flexible and scalable internal storage configurations provide up to 24 TB of storage capacity in a compact 1U form factor.
- The 12 Gbps SAS internal storage connectivity doubles the data transfer rate compared to 6 Gb SAS solutions to maximize the performance of storage I/O-intensive applications.
- The use of solid-state drives (SSDs) instead of, or along with, traditional spinning hard disk drives (HDDs) can significantly improve I/O performance.
- The server has two integrated Gigabit Ethernet ports and supports optional 10 Gb Ethernet PCIe adapters for high-speed network communications.
- The server offers two PCI Express (PCIe) 3.0 I/O expansion slots that offer increased I/O bandwidth in a dense 1U rack form factor.
- With Intel Integrated I/O Technology, the PCI Express 3.0 controller is integrated into the Intel Xeon processor E3-1200 v5 product family. Such integration reduces I/O latency and increases overall system performance.

Availability and serviceability

The System x3250 M6 provides many features to simplify serviceability and increase system uptime:

- The server supports UDIMM memory with ECC protection which provides error correction not available in PC-class "servers" that use parity memory. Avoiding system crashes (and data loss) due to soft memory errors means greater system uptime.
- Tool-less cover removal provides easy access to upgrades and serviceable parts, such as memory and adapters.
- A choice of affordable onboard SATA RAID or advanced hardware RAID redundancy, along with hot-swap drives (select models), offers data protection and greater system uptime.
- The server offers redundant hot-swap power supplies (select models) to provide availability for business-critical applications.
- Predictive Failure Analysis (PFA) in the System x3250 M6 detects when system components (processors, memory, and battery) operate outside standard thresholds and generates proactive alerts in advance of possible failure, thereby increasing uptime.

- The use of SSDs can provide better reliability than the use of traditional HDDs, for greater uptime.
- Built-in Integrated Management Module II (IMM2.1) continuously monitors system parameters, triggers alerts, and performs recovery actions in case of failure, to minimize downtime.
- Built-in diagnostics using Dynamic Systems Analysis (DSA) Preboot speed up troubleshooting to reduce service time.

Manageability and security

Powerful systems management features simplify local and remote management of the System x3250 M6:

- The server includes an Integrated Management Module II (IMM2.1) to monitor server availability and perform remote management.
- An integrated industry-standard Unified Extensible Firmware Interface (UEFI) enables improved setup, configuration, and updates, and simplifies error handling.
- Lenovo offers ToolsCenter software tools at no additional cost that can help customers set up, use, and maintain the server.
- Lenovo XClarity Administrator offers comprehensive hardware management tools that can help increase uptime, reduce costs and improve productivity through advanced server management capabilities.
- An integrated Trusted Platform Module (TPM) supports the enablement of advanced cryptographic functionality, such as digital signatures and remote attestation.
- System x Trusted Platform Assurance, an exclusive set of System x security features and practices, establishes a solid security foundation for workloads by delivering firmware that is securely built, tested, digitally signed, and verified prior to execution.

Energy efficiency

The System x3250 M6 offers the following energy-efficiency features to save energy, reduce operational costs, increase energy availability, and contribute to a green environment:

- Energy-efficient planar components help lower operational costs.
- 80 PLUS Gold-certified power supplies enable greater energy savings while providing flexibility to meet your business needs.
- The Lenovo Power Planner tool provides information about the power consumption and electric current calculation for the different configurations of servers and other devices, which helps plan deployment of servers and devices in an efficient way.
- Intel Intelligent Power Capability powers individual processor elements on and off as needed, to reduce power draw.
- Low-voltage Intel Xeon processors draw less energy to satisfy the demands of power and thermally constrained data centers and telecommunication environments.
- 1.2 V DDR4 memory DIMMs offer higher energy savings compared to 1.35 V and 1.5 V DDR3 DIMMs.

Components and connectors

The following figure shows the front of the System x3250 M6 server with up to eight 2.5-inch drive bays.




Figure 2. Front view of the System x3250 M6: 8x 2.5-inch drive bays

The following figure shows the front of the System x3250 M6 server with four 3.5-inch drive bays.

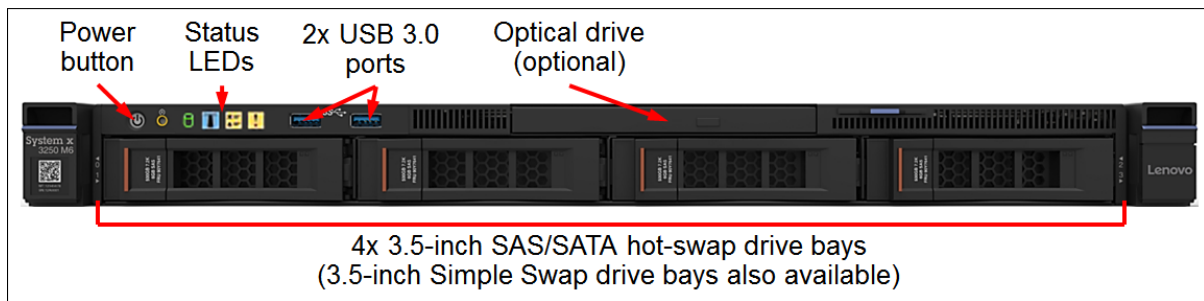


Figure 3. Front view of the System x3250 M6: 4x 3.5-inch drive bays

The following figure shows the rear of the System x3250 M6 server.

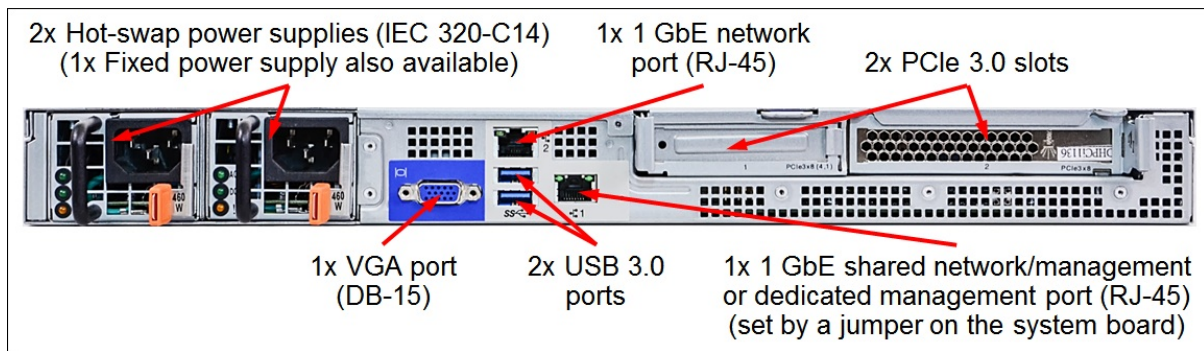


Figure 4. Rear view of the System x3250 M6

The following figure shows the locations of key components inside the System x3250 M6.

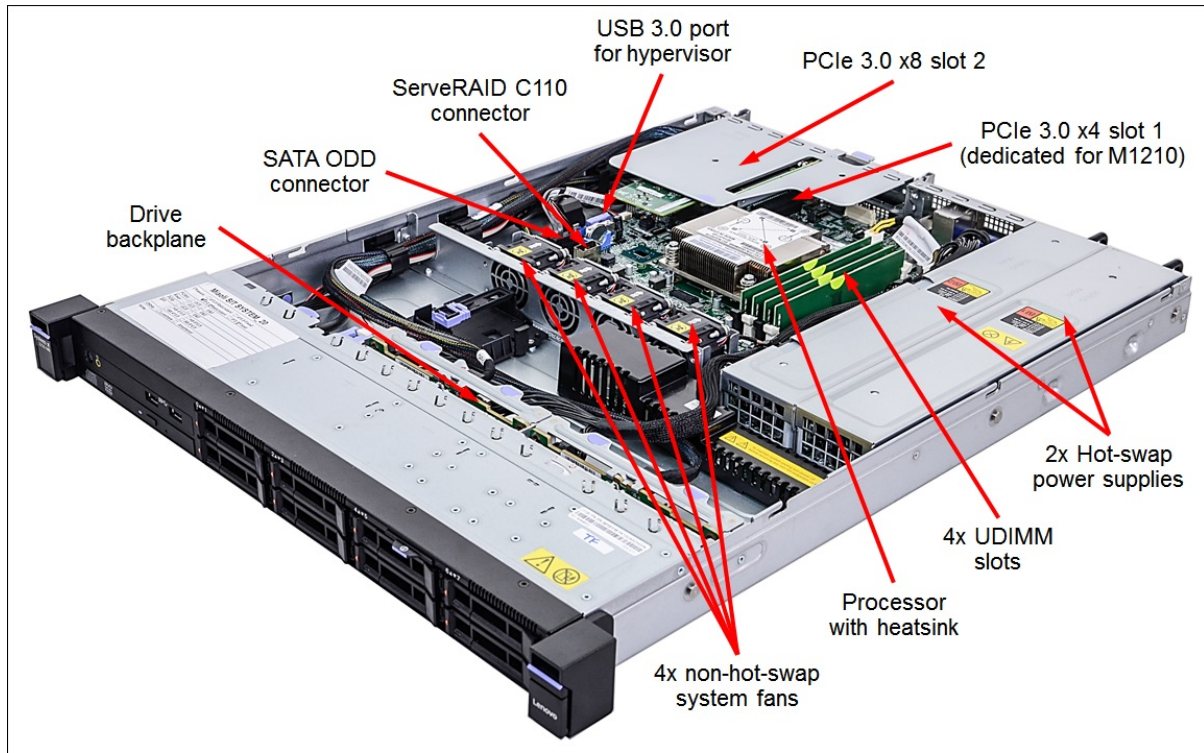


Figure 5. Internal view of the System x3250 M6

System specifications

The following table lists the system specifications.

Table 1. System specifications

Components	Specification
Form factor	1U rack-mount
Processor	One processor: <ul style="list-style-type: none"> • Intel Xeon processor E3-1200 v5 product family with four cores up to 3.7 GHz, 8 MB cache, and 2133 MHz memory speed; or • Intel Core i3 processor 6100/6300 product families with two cores up to 3.9 GHz, up to 4 MB cache, and 2133 MHz memory speed; or • Intel Pentium processor G4400/G4500 product families with two cores up to 3.6 GHz, 3 MB cache, and 2133 MHz memory speed; or • Intel Celeron Processor G3900 product family with two cores up to 2.9 GHz, 2 MB cache, and 1866 MHz memory speed.
Chipset	Intel C232.
Memory	Four DIMM sockets. Support for ECC UDIMMs. Memory speeds up to 2133 MHz.
Memory capacity	Up to 64 GB with 4x 16 GB UDIMMs
Memory protection	Error correction code (ECC).

Components	Specification
Drive bays	<ul style="list-style-type: none"> Up to 8x 2.5" SAS/SATA hot-swap drive bays 4x 3.5" SAS/SATA hot-swap drive bays Up to 8x 2.5" SATA Simple Swap drive bays 4x 3.5" SATA Simple Swap drive bays
Drive types	<p>2.5-inch drives:</p> <ul style="list-style-type: none"> 12 Gb SAS HDDs up to 1.8 TB 12 Gb Nearline (NL) SAS HDDs up to 2 TB 6 Gb NL SATA HDDs up to 2 TB 6 Gb SATA SSDs up to 800 GB <p>3.5-inch drives:</p> <ul style="list-style-type: none"> NL SAS HDDs up to 6 TB NL SATA HDDs up to 6 TB <p>Intermix of SAS and SATA HDDs and SSDs is supported within a system, but not within a RAID array.</p>
Internal storage capacity	<ul style="list-style-type: none"> Up to 24 TB with 6 TB 3.5" NL SAS or NL SATA HDDs Up to 16 TB with 2 TB 2.5" NL SAS or NL SATA HDDs Up to 14.4 TB with 1.8 TB 2.5" SAS HDDs Up to 6.4 TB with 800 GB 2.5" SATA SSDs
Storage controller	<ul style="list-style-type: none"> 6 Gb SATA RAID: RAID 0, 1, 10, 5 with C110. 12 Gb SAS/6 Gb SATA RAID: RAID 0, 1, 10 with M1210, M1215, or M5210. Optional upgrade to RAID 5, 50 is available for M1210, M1215. Optional upgrade to RAID 5, 50 is available for M5210 (zero-cache; 1 GB non-backed cache; 1 GB, 2 GB, or 4 GB flash-backed cache). Optional upgrade to RAID 6, 60 is available for M5210 (requires a cache upgrade). Optional SSD Caching and Performance Accelerator upgrades are available for M5210. 12 Gb SAS/6 Gb SATA non-RAID: N2215 HBA.
Optical drive bays	One. Support for DVD-ROM or Multiburner.
Backup drive bays	None. Support for an external backup unit.
Network interfaces	2x integrated Gigabit Ethernet 1000BASE-T ports (RJ-45) with the onboard Intel I350-AM2 controller; one port is configured as a dedicated or shared management port.
I/O expansion slots	<p>Two PCIe slots:</p> <ul style="list-style-type: none"> Slot 1: PCIe 3.0 x8 (x4-wired); custom low profile, dedicated for the M1210 controller. Slot 2: PCIe 3.0 x8 (x8-wired); full-height, half-length.
Ports	<ul style="list-style-type: none"> Front: 2x USB 3.0 ports. Rear: 2x USB 3.0, 1x DB-15 VGA, 1x RJ-45 GbE network, 1x RJ-45 GbE shared network/systems management or dedicated management ports. Optional 1x DB-9 serial port. Internal: 1x USB 3.0 port (for embedded hypervisor).
Cooling	Calibrated Vectored Cooling with four non-hot-swap system fans.
Power supply	One 300 W AC (100 - 240 V) fixed power supply (80 PLUS Gold); or up to two redundant hot-swap 460 W AC (100 - 240 V) power supplies (80 PLUS Gold, Energy Star 2.0).
Hot-swap parts	Hard drives (select models) and power supplies (select models).
Systems management	Unified Extensible Firmware Interface (UEFI), Integrated Management Module II (IMM2.1) based on Renesas SH7758, Predictive Failure Analysis, system LEDs, Automatic Server Restart, ToolsCenter, and Lenovo XClarity Administrator. Optional IMM Advanced Upgrade for remote presence (graphics, keyboard and mouse, virtual media).

Components	Specification
Security features	Power-on password, administrator's password, Trusted Platform Module (TPM) 2.0 (hardware) / 1.2 (firmware). Optional lockable front bezel.
Video	Matrox G200eR2 with 16 MB memory integrated into the IMM2.1. Maximum resolution is 1600x1200 at 75 Hz with 16 M colors.
Operating systems	Microsoft Windows Server 2012 R2 and 2012; Red Hat Enterprise Linux 6 (x64) and 7, SUSE Linux Enterprise Server 11 (x64) and 12, VMware vSphere (ESXi) 5.5 and 6.0.
Warranty	Three-year (Machine Type 3633) or one-year (Machine Type 3943) customer-replaceable unit and onsite limited warranty with 9x5/Next Business Day.
Service and support	Optional service upgrades are available through the Lenovo Services: 4-hour or 2-hour response time, 8 hours fix time, one-year or two-year warranty extension, remote technical support for System x hardware and selected System x and third-party (Microsoft, Linux, VMware) software.
Dimensions	Height: 43 mm (1.7 in), width: 435 mm (17.1 in), depth: 576 mm (22.7 in)
Weight	Minimum: 8.6 kg (19.0 lb), maximum: 13.7 kg (30.1 lb)

Standard models

The following tables list the standard models of the System x3250 M6.

Product availability: Standard models of the System x3250 M6 are not available in North America.

Table 2. Standard models with 3-year warranty (Machine Type 3633)

Model number§	Intel processor#	Memory (UDIMM)	RAID	Drive bays (std / max)	Drives	NIC	I/O slots†	Optical drive	Power supply (std / max)
Models announced April 2016									
3633B2x	1x E3-1220 v5 3.0GHz 2133MHz 4C/4T (80W)	1x 4GB	C110	4x 3.5" SS / 4	Open bay	2x GbE	2	Optional‡	1x 300 W Fixed / 1
3633D2x	1x E3-1220 v5 3.0GHz 2133MHz 4C/4T (80W)	1x 4GB	C110	4x 3.5" SS / 4	Open bay	2x GbE	2	Optional‡	1x 460 W HS / 2
3633B4x	1x E3-1220 v5 3.0GHz 2133MHz 4C/4T (80W)	1x 4GB	M1210	4x 2.5" HS / 8*	Open bay	2x GbE	2	Optional‡	1x 300 W Fixed / 1
3633C4x	1x E3-1230 v5 3.4GHz 2133MHz 4C/8T (80W)	1x 8GB	M1210	4x 2.5" HS / 8*	Open bay	2x GbE	2	Optional‡	1x 460 W HS / 2
3633M2x	1x E3-1230 v5 3.4GHz 2133MHz 4C/8T (80W)	1x 8GB	M1210	4x 2.5" SS / 8*	Open bay	2x GbE	2	Optional‡	1x 300 W Fixed / 1
3633H2x	1x E3-1230 v5 3.4GHz 2133MHz 4C/8T (80W)	1x 8GB	M1210	4x 3.5" HS / 4	Open bay	2x GbE	2	Optional‡	1x 300 W Fixed / 1
3633F2x	1x E3-1240 v5 3.5GHz 2133MHz 4C/8T (80W)	1x 8GB	M1210	4x 2.5" HS / 8*	Open bay	2x GbE	2	Optional‡	1x 460 W HS / 2
3633L2x	1x E3-1240 v5 3.5GHz 2133MHz 4C/8T (80W)	1x 8GB	M1210	4x 3.5" HS / 4	Open bay	2x GbE	2	Optional‡	1x 460 W HS / 2
3633G2x	1x E3-1270 v5 3.6GHz 2133MHz 4C/8T (80W)	1x 8GB	M1215	8x 2.5" HS / 8	Open bay	2x GbE	2	Optional‡	1x 460 W HS / 2

§ x in the Model number represents a country-specific letter (for example, the EMEA model number is 3633B2G). Ask a Lenovo representative for specifics.

Processor details: Quantity, model, core speed, memory speed, cores/threads, and thermal design power (TDP).

* An optional 4-to-8 drive bay upgrade kit requires the installation of the M1215, M5210, or N2215 controller and the removal of the existing M1210 controller.

† For models with the C110 or M1210 controller, only one PCIe slot (slot 2) is available for the installation of additional PCIe adapters. For models with the M1215 controller, no slots are available for the installation of additional PCIe adapters.

‡ An optional optical drive requires the ODD Cable Kit (00YE644).

Table 3. Standard models with 1-year warranty (Machine Type 3943)

Model number§	Intel processor#	Memory (UDIMM)	RAID	Drive bays (std / max)	Drives	NIC	I/O slot†	Optical drive	Power supply (std / max)
Models announced April 2016									
3943B2x	1x E3-1220 v5 3.0GHz 2133MHz 4C/4T (80W)	1x 4GB	C110	4x 3.5" SS / 4	Open bay	2x GbE	2	Optional‡	1x 300 W Fixed / 1
3943D2x	1x E3-1220 v5 3.0GHz 2133MHz 4C/4T (80W)	1x 4GB	C110	4x 3.5" SS / 4	Open bay	2x GbE	2	Optional‡	1x 460 W HS / 2
3943B4x	1x E3-1220 v5 3.0GHz 2133MHz 4C/4T (80W)	1x 4GB	M1210	4x 2.5" HS / 8*	Open bay	2x GbE	2	Optional‡	1x 300 W Fixed / 1
3943C4x	1x E3-1230 v5 3.4GHz 2133MHz 4C/8T (80W)	1x 8GB	M1210	4x 2.5" HS / 8*	Open bay	2x GbE	2	Optional‡	1x 460 W HS / 2
3943H2x	1x E3-1230 v5 3.4GHz 2133MHz 4C/8T (80W)	1x 8GB	M1210	4x 3.5" HS / 4	Open bay	2x GbE	2	Optional‡	1x 300 W Fixed / 1
3943F2x	1x E3-1240 v5 3.5GHz 2133MHz 4C/8T (80W)	1x 8GB	M1210	4x 2.5" HS / 8*	Open bay	2x GbE	2	Optional‡	1x 460 W HS / 2
3943M2x	1x E3-1240 v5 3.5GHz 2133MHz 4C/8T (80W)	1x 8GB	M1210	4x 2.5" SS / 8*	Open bay	2x GbE	2	Optional‡	1x 300 W Fixed / 1
3943L2x	1x E3-1240 v5 3.5GHz 2133MHz 4C/8T (80W)	1x 8GB	M1210	4x 3.5" HS / 4	Open bay	2x GbE	2	Optional‡	1x 460 W HS / 2
3943G2x	1x E3-1270 v5 3.6GHz 2133MHz 4C/8T (80W)	1x 8GB	M1215	8x 2.5" HS / 8	Open bay	2x GbE	2	Optional‡	1x 460 W HS / 2

§ x in the Model number represents a country-specific letter (for example, the EMEA model number is 3943B2G). Ask a Lenovo representative for specifics.

Processor details: Quantity, model, core speed, memory speed, cores/threads, and thermal design power (TDP).

* An optional 4 to 8 drive bay upgrade kit requires the installation of the M1215, M5210, or N2215 controller and the removal of the existing M1210 controller.

† For models with the C110 or M1210 controller, only one PCIe slot (slot 2) is available for the installation of additional PCIe adapters. For models with the M1215 controller, no slots are available for the installation of additional PCIe adapters.

‡ An optional optical drive requires the ODD Cable Kit (00YE644).

The standard models of the System x3250 M6 that are listed in the Standard models section are shipped with the following items:

- Statement of Limited Warranty
- Important Notices
- Rack Installation Instructions
- Documentation CD containing *Installation and User's Guide*
- Rack mount kit

Note: Power cables are not included; see Power supplies and cables for ordering information.

TopSeller models

The following tables list the TopSeller models of the System x3250 M6.

Note: TopSeller models are country-specific; that is, each country may define their own server models, and not all server models are available in every country.

Table 4. TopSeller models with 3-year warranty (Machine Type 3633)

Model number	Intel processor#	Memory (UDIMM)	RAID	Drive bays (std / max)	Drives	NIC	I/O slots†	Optical drive	Power supply (std / max)
TopSeller - North America									
3633K2U	1x E3-1220 v5 3.0GHz 2133MHz 4C/4T (80W)	1x 16GB	C110	4x 2.5" SS / 4	Open bay	2x GbE	2	Optional‡	1x 300 W Fixed / 1
3633K1U	1x E3-1220 v5 3.0GHz 2133MHz 4C/4T (80W)	1x 16GB	C110	4x 3.5" SS / 4	Open bay	2x GbE	2	Optional‡	1x 300 W Fixed / 1
3633K3U	1x E3-1230 v5 3.4GHz 2133MHz 4C/8T (80W)	1x 16GB	M1215	4x 3.5" HS / 4	Open bay	2x GbE	2	Optional‡	1x 460 W HS / 2
3633K4U	1x E3-1230 v5 3.4GHz 2133MHz 4C/8T (80W)	1x 16GB	M1215	8x 2.5" HS / 8	Open bay	2x GbE	2	Optional‡	1x 460 W HS / 2
3633K5U	1x E3-1240 v5 3.5GHz 2133MHz 4C/8T (80W)	1x 16GB	M1215	4x 3.5" HS / 4	Open bay	2x GbE	2	Optional‡	1x 460 W HS / 2
3633K6U	1x E3-1240 v5 3.5GHz 2133MHz 4C/8T (80W)	1x 16GB	M1215	8x 2.5" HS / 8	Open bay	2x GbE	2	Optional‡	1x 460 W HS / 2
3633K7U	1x E3-1270 v5 3.6GHz 2133MHz 4C/8T (80W)	1x 16GB	M1215	8x 2.5" HS / 8	Open bay	2x GbE	2	Optional‡	1x 460 W HS / 2
3633K8U	1x E3-1280 v5 3.7GHz 2133MHz 4C/8T (80W)	1x 16GB	M1215	8x 2.5" HS / 8	Open bay	2x GbE	2	Optional‡	1x 460 W HS / 2
TopSeller - Europe, Middle East, Africa (EMEA)									
3633EFG	1x G4400 3.3GHz 2133MHz 2C/2T (54W)	1x 4GB	C110	4x 3.5" SS / 4	Open bay	2x GbE	2	Optional‡	1x 300 W Fixed / 1
3633E1G	1x E3-1220 v5 3.0GHz 2133MHz 4C/4T (80W)	1x 8GB	C110	4x 3.5" SS / 4	Open bay	2x GbE	2	Optional‡	1x 300 W Fixed / 1
3633E8G	1x E3-1220 v5 3.0GHz 2133MHz 4C/4T (80W)	1x 8GB	M1210	4x 2.5" HS / 8*	Open bay	2x GbE	2	Optional‡	1x 300 W Fixed / 1
3633EBG	1x E3-1220 v5 3.0GHz 2133MHz 4C/4T (80W)	1x 8GB	M1210	4x 2.5" HS / 8*	Open bay	2x GbE	2	Optional‡	1x 460 W HS / 2
3633E2G	1x E3-1220 v5 3.0GHz 2133MHz 4C/4T (80W)	1x 8GB	M1210	4x 3.5" HS / 4	Open bay	2x GbE	2	Optional‡	1x 300 W Fixed / 1
3633E5G	1x E3-1220 v5 3.0GHz 2133MHz 4C/4T (80W)	1x 8GB	M1210	4x 3.5" HS / 4	Open bay	2x GbE	2	Optional‡	1x 460 W HS / 2
3633EGG	1x E3-1220 v5 3.0GHz 2133MHz 4C/4T (80W)	1x 8GB	M1215	8x 2.5" HS / 8	Open bay	2x GbE	2	Optional‡	1x 460 W HS / 2
3633E6G	1x E3-1230 v5 3.4GHz 2133MHz 4C/8T (80W)	1x 8GB	M1210	4x 3.5" HS / 4	Open bay	2x GbE	2	Optional‡	1x 460 W HS / 2
3633EHG	1x E3-1230 v5 3.4GHz 2133MHz 4C/8T (80W)	1x 8GB	M1215	8x 2.5" HS / 8	Open bay	2x GbE	2	Optional‡	1x 460 W HS / 2
3633E9G	1x E3-1240 v5 3.5GHz 2133MHz 4C/8T (80W)	1x 8GB	M1210	4x 2.5" HS / 8*	Open bay	2x GbE	2	Optional‡	1x 300 W Fixed / 1
3633E3G	1x E3-1240 v5 3.5GHz 2133MHz 4C/8T (80W)	1x 8GB	M1210	4x 3.5" HS / 4	Open bay	2x GbE	2	Optional‡	1x 300 W Fixed / 1
3633EDG	1x E3-1240 v5 3.5GHz 2133MHz 4C/8T (80W)	1x 8GB	M1215	8x 2.5" HS / 8	Open bay	2x GbE	2	Optional‡	1x 460 W HS / 2

Model number	Intel processor#	Memory (UDIMM)	RAID	Drive bays (std / max)	Drives	NIC	I/O slots†	Optical drive	Power supply (std / max)
3633EAG	1x E3-1270 v5 3.6GHz 2133MHz 4C/8T (80W)	1x 8GB	M1210	4x 2.5" HS / 8*	Open bay	2x GbE	2	Optional‡	1x 300 W Fixed / 1
3633ECG	1x E3-1270 v5 3.6GHz 2133MHz 4C/8T (80W)	1x 8GB	M1210	4x 2.5" HS / 8*	Open bay	2x GbE	2	Optional‡	1x 460 W HS / 2
3633E4G	1x E3-1270 v5 3.6GHz 2133MHz 4C/8T (80W)	1x 8GB	M1210	4x 3.5" HS / 4	Open bay	2x GbE	2	Optional‡	1x 300 W Fixed / 1
3633E7G	1x E3-1270 v5 3.6GHz 2133MHz 4C/8T (80W)	1x 8GB	M1210	4x 3.5" HS / 4	Open bay	2x GbE	2	Optional‡	1x 460 W HS / 2
3633EEG	1x E3-1270 v5 3.6GHz 2133MHz 4C/8T (80W)	1x 8GB	M1215	8x 2.5" HS / 8	Open bay	2x GbE	2	Optional‡	1x 460 W HS / 2
TopSeller - Japan									
3633EJJ	1x i3-6100 3.7GHz 2133MHz 2C/4T (51W)	1x 4GB	M5210	8x 2.5" HS / 8	Open bay	2x GbE	2	Optional‡	1x 460 W HS / 2
3633EKJ	1x E3-1220 v5 3.0GHz 2133MHz 4C/4T (80W)	1x 4GB	M5210	8x 2.5" HS / 8	Open bay	2x GbE	2	Optional‡	1x 460 W HS / 2
3633EMJ	1x E3-1230 v5 3.4GHz 2133MHz 4C/8T (80W)	1x 4GB	M5210	8x 2.5" HS / 8	Open bay	2x GbE	2	Optional‡	1x 460 W HS / 2

Processor details: Quantity, model, core speed, memory speed, cores/threads, and thermal design power (TDP).

* An optional 4 to 8 drive bay upgrade kit requires the installation of the M1215, M5210, or N2215 controller and the removal of the existing M1210 controller.

† For models with the C110 or M1210 controller, only one PCIe slot (slot 2) is available for the installation of additional PCIe adapters. For models with the M1215 or M5210 controller, no slots are available for the installation of additional PCIe adapters.

‡ An optional optical drive requires the ODD Cable Kit (00YE644).

Table 5. TopSeller models with 1-year warranty (Machine Type 3943)

Model number§	Intel processor#	Memory (UDIMM)	RAID	Drive bays (std / max)	Drives	NIC	I/O slots†	Optical drive	Power supply (std / max)
TopSeller - North America									
3943K2U	1x E3-1220 v5 3.0GHz 2133MHz 4C/4T (80W)	1x 16GB	C110	4x 2.5" SS / 8*	Open bay	2x GbE	2	Optional‡	1x 300 W Fixed / 1
3943K1U	1x E3-1220 v5 3.0GHz 2133MHz 4C/4T (80W)	1x 16GB	C110	4x 3.5" SS / 4	Open bay	2x GbE	2	Optional‡	1x 300 W Fixed / 1
3943K3U	1x E3-1230 v5 3.4GHz 2133MHz 4C/8T (80W)	1x 16GB	M1215	4x 3.5" HS / 4	Open bay	2x GbE	2	Optional‡	1x 460 W HS / 2
3943K4U	1x E3-1230 v5 3.4GHz 2133MHz 4C/8T (80W)	1x 16GB	M1215	8x 2.5" HS / 8	Open bay	2x GbE	2	Optional‡	1x 460 W HS / 2
TopSeller - Europe, Middle East, Africa (EMEA)									
3943EFG	1x G4400 3.3GHz 2133MHz 2C/2T (54W)	1x 4GB	C110	4x 3.5" SS / 4	Open bay	2x GbE	2	Optional‡	1x 300 W Fixed / 1
3943E1G	1x E3-1220 v5 3.0GHz 2133MHz 4C/4T (80W)	1x 8GB	C110	4x 3.5" SS / 4	Open bay	2x GbE	2	Optional‡	1x 300 W Fixed / 1
3943E8G	1x E3-1220 v5 3.0GHz 2133MHz 4C/4T (80W)	1x 8GB	M1210	4x 2.5" HS / 8*	Open bay	2x GbE	2	Optional‡	1x 300 W Fixed / 1
3943EBG	1x E3-1220 v5 3.0GHz 2133MHz 4C/4T (80W)	1x 8GB	M1210	4x 2.5" HS / 8*	Open bay	2x GbE	2	Optional‡	1x 460 W HS / 2
3943E2G	1x E3-1220 v5 3.0GHz 2133MHz 4C/4T (80W)	1x 8GB	M1210	4x 3.5" HS / 4	Open bay	2x GbE	2	Optional‡	1x 300 W Fixed / 1
3943E5G	1x E3-1220 v5 3.0GHz 2133MHz 4C/4T (80W)	1x 8GB	M1210	4x 3.5" HS / 4	Open bay	2x GbE	2	Optional‡	1x 460 W HS / 2

Model number§	Intel processor#	Memory (UDIMM)	RAID	Drive bays (std / max)	Drives	NIC	I/O slots†	Optical drive	Power supply (std / max)
3943EGG	1x E3-1220 v5 3.0GHz 2133MHz 4C/4T (80W)	1x 8GB	M1215	8x 2.5" HS / 8	Open bay	2x GbE	2	Optional‡	1x 460 W HS / 2
3943E6G	1x E3-1230 v5 3.4GHz 2133MHz 4C/8T (80W)	1x 8GB	M1210	4x 3.5" HS / 4	Open bay	2x GbE	2	Optional‡	1x 460 W HS / 2
3943EHG	1x E3-1230 v5 3.4GHz 2133MHz 4C/8T (80W)	1x 8GB	M1215	8x 2.5" HS / 8	Open bay	2x GbE	2	Optional‡	1x 460 W HS / 2
3943E9G	1x E3-1240 v5 3.5GHz 2133MHz 4C/8T (80W)	1x 8GB	M1210	4x 2.5" HS / 8*	Open bay	2x GbE	2	Optional‡	1x 300 W Fixed / 1
3943E3G	1x E3-1240 v5 3.5GHz 2133MHz 4C/8T (80W)	1x 8GB	M1210	4x 3.5" HS / 4	Open bay	2x GbE	2	Optional‡	1x 300 W Fixed / 1
3943EDG	1x E3-1240 v5 3.5GHz 2133MHz 4C/8T (80W)	1x 8GB	M1215	8x 2.5" HS / 8	Open bay	2x GbE	2	Optional‡	1x 460 W HS / 2
3943EAG	1x E3-1270 v5 3.6GHz 2133MHz 4C/8T (80W)	1x 8GB	M1210	4x 2.5" HS / 8*	Open bay	2x GbE	2	Optional‡	1x 300 W Fixed / 1
3943ECG	1x E3-1270 v5 3.6GHz 2133MHz 4C/8T (80W)	1x 8GB	M1210	4x 2.5" HS / 8*	Open bay	2x GbE	2	Optional‡	1x 460 W HS / 2
3943E4G	1x E3-1270 v5 3.6GHz 2133MHz 4C/8T (80W)	1x 8GB	M1210	4x 3.5" HS / 4	Open bay	2x GbE	2	Optional‡	1x 300 W Fixed / 1
3943E7G	1x E3-1270 v5 3.6GHz 2133MHz 4C/8T (80W)	1x 8GB	M1210	4x 3.5" HS / 4	Open bay	2x GbE	2	Optional‡	1x 460 W HS / 2
3943EEG	1x E3-1270 v5 3.6GHz 2133MHz 4C/8T (80W)	1x 8GB	M1215	8x 2.5" HS / 8	Open bay	2x GbE	2	Optional‡	1x 460 W HS / 2
TopSeller - Japan									
3943EJJ	1x i3-6100 3.7GHz 2133MHz 2C/4T (51W)	1x 4GB	M1210	4x 2.5" HS / 8*	Open bay	2x GbE	2	Optional‡	1x 300 W Fixed / 1
3943EKJ	1x E3-1220 v5 3.0GHz 2133MHz 4C/4T (80W)	1x 4GB	M1210	4x 2.5" HS / 8*	Open bay	2x GbE	2	Optional‡	1x 300 W Fixed / 1
3943EMJ	1x E3-1230 v5 3.4GHz 2133MHz 4C/8T (80W)	1x 4GB	M1210	4x 2.5" HS / 8*	Open bay	2x GbE	2	Optional‡	1x 300 W Fixed / 1

Processor details: Quantity, model, core speed, memory speed, cores/threads, and thermal design power (TDP).

* An optional 4 to 8 drive bay upgrade kit requires the installation of the M1215, M5210, or N2215 controller and the removal of the existing M1210 controller.

† For models with the C110 or M1210 controller, only one PCIe slot (slot 2) is available for the installation of additional PCIe adapters. For models with the M1215 controller, no slots are available for the installation of additional PCIe adapters.

‡ An optional optical drive requires the ODD Cable Kit (00YE644).

The TopSeller models of the System x3250 M6 that are listed in the TopSeller models section are shipped with the following items:

- Statement of Limited Warranty
- Important Notices
- Rack Installation Instructions
- Documentation CD containing *Installation and User's Guide*
- Rack mount kit

Note: Power cables are not included; see Power supplies and cables for ordering information.

Processors

The System x3250 M6 server supports one processor. The following table lists the specifications of the processors that are available for the System x3250 M6.

Table 6. Processor specifications (Hyper-Threading [HT], Turbo Boost [TB], Virtualization Technology [VT])

Processor model	Core frequency (Base / TB Max)	Cores / Threads	Cache	Max DDR4 frequency	TDP	HT	TB	VT-x	VT-d
Intel Xeon processors									
E3-1220 v5	3 / 3.5 GHz	4 / 4	8 MB	2133 MHz	80 W	No	Yes	Yes	Yes
E3-1230 v5	3.4 / 3.8 GHz	4 / 8	8 MB	2133 MHz	80 W	Yes	Yes	Yes	Yes
E3-1240 v5	3.5 / 3.9 GHz	4 / 8	8 MB	2133 MHz	80 W	Yes	Yes	Yes	Yes
E3-1240L v5	2.1 / 3.2 GHz	4 / 8	8 MB	2133 MHz	25 W	Yes	Yes	Yes	Yes
E3-1260L v5	2.9 / 3.9 GHz	4 / 8	8 MB	2133 MHz	45 W	Yes	Yes	Yes	Yes
E3-1270 v5	3.6 / 4 GHz	4 / 8	8 MB	2133 MHz	80 W	Yes	Yes	Yes	Yes
E3-1280 v5	3.7 / 4 GHz	4 / 8	8 MB	2133 MHz	80 W	Yes	Yes	Yes	Yes
Intel Core processors									
i3-6100	3.7 GHz	2 / 4	3 MB	2133 MHz	51 W	Yes	No	Yes	Yes
i3-6100T	3.2 GHz	2 / 4	3 MB	2133 MHz	35 W	Yes	No	Yes	Yes
i3-6300	3.8 GHz	2 / 4	4 MB	2133 MHz	51 W	Yes	No	Yes	Yes
i3-6300T	3.3 GHz	2 / 4	4 MB	2133 MHz	35 W	Yes	No	Yes	Yes
i3-6320	3.9 GHz	2 / 4	4 MB	2133 MHz	51 W	Yes	No	Yes	Yes
Intel Pentium processors									
G4400	3.3 GHz	2 / 2	3 MB	2133 MHz	54 W	No	No	Yes	Yes
G4400T	2.9 GHz	2 / 2	3 MB	2133 MHz	35 W	No	No	Yes	Yes
G4500	3.5 GHz	2 / 2	3 MB	2133 MHz	51 W	No	No	Yes	Yes
G4500T	3 GHz	2 / 2	3 MB	2133 MHz	35 W	No	No	Yes	Yes
G4520	3.6 GHz	2 / 2	3 MB	2133 MHz	51 W	No	No	Yes	Yes
Intel Celeron processors									
G3900	2.8 GHz	2 / 2	2 MB	1866 MHz	51 W	No	No	Yes	Yes
G3900T	2.6 GHz	2 / 2	2 MB	1866 MHz	35 W	No	No	Yes	Yes
G3920	2.9 GHz	2 / 2	2 MB	1866 MHz	51 W	No	No	Yes	Yes

System x3250 M6 server models come standard with one processor. The following table lists feature codes for the processors that are available for the System x3250 M6.

Table 7. Processor options

Description	Feature code
Intel Xeon processors	
Intel Xeon Processor E3-1220 v5 3.0GHz 2133MHz 4C/4T (80W)	ATBA
Intel Xeon Processor E3-1230 v5 3.4GHz 2133MHz 4C/8T (80W)	ATB9
Intel Xeon Processor E3-1240 v5 3.5GHz 2133MHz 4C/8T (80W)	ATB8
Intel Xeon Processor E3-1240L v5 2.1GHz 2133MHz 4C/8T (25W)	ATBC
Intel Xeon Processor E3-1260L v5 2.9GHz 2133MHz 4C/8T (45W)	ATBB

Description	Feature code
Intel Xeon Processor E3-1270 v5 3.6GHz 2133MHz 4C/8T (80W)	ATB7
Intel Xeon Processor E3-1280 v5 3.7GHz 2133MHz 4C/8T (80W)	ATB6
Intel Core processors	
Intel Core i3-6100 3.7GHz 2133MHz 2C/4T (51W)	ATBG
Intel Core i3-6100T 3.2GHz 2133MHz 2C/4T (35W)	ATBH
Intel Core i3-6300 3.8GHz 2133MHz 2C/4T (51W)	ATBE
Intel Core i3-6300T 3.3GHz 2133MHz 2C/4T (35W)	ATBF
Intel Core i3-6320 3.9GHz 2133MHz 2C/4T (51W)	ATBD
Intel Pentium processors	
Intel Pentium G4400 3.3GHz 2133MHz 2C/2T (54W)	ATBM
Intel Pentium G4400T 2.9GHz 2133MHz 2C/2T (35W)	ATBN
Intel Pentium G4500 3.5GHz 2133MHz 2C/2T (51W)	ATBK
Intel Pentium G4500T 3.0GHz 2133MHz 2C/2T (35W)	ATBL
Intel Pentium G4520 3.6GHz 2133MHz 2C/2T (51W)	ATBJ
Intel Celeron processors	
Intel Celeron G3900 2.8GHz 2133MHz 2C/2T (51W)	ATBQ
Intel Celeron G3900T 2.6GHz 2133MHz 2C/2T (35W)	ATBR
Intel Celeron G3920 2.9GHz 2133MHz 2C/2T (51W)	ATBP

Memory

Lenovo DDR4 memory is compatibility tested and tuned for optimal System x performance and reliability. Lenovo DDR4 memory has a unique signature programmed into the DIMM, which enables System x servers to verify whether the memory installed is qualified and supported. From a service and support standpoint, Lenovo memory automatically assumes the system warranty, and Lenovo provides service and support worldwide.

The System x3250 M6 server has four DIMM slots, and it supports DDR4 UDIMMs with ECC memory protection. The processor has two memory channels and supports two DIMMs per channel.

The following rules apply when selecting the memory configuration:

- The server supports memory configurations with 1, 2, 3, or 4 UDIMMs.
- The server supports up to 2133 MHz memory speeds for one DIMM per channel and two DIMMs per channel configurations, provided that the processors support this memory speed (see Processors for details).

The following table summarizes memory speeds and capacities that are supported by the System x3250 M6 server.

Table 8. System x3250 M6 maximum memory speeds and capacities

DIMMs per channel	UDIMM	
	Memory bus speed	Maximum capacity
1 DPC	2133 MHz	32 GB (2x 16 GB)
2 DPC	2133 MHz	64 GB (4x 16 GB)

The following table lists memory options available for the System x3250 M6 server.

Table 9. Memory options

Description	Part number	Feature code	Maximum supported
UDIMMs - 2133 MHz			
4GB (1x4GB, 1Rx8, 1.2V) PC4-17000 DDR4 2133MHz LP ECC UDIMM	46W0809	ATPT	4
8GB (1x8GB, 2Rx8, 1.2V) PC4-17000 DDR4 2133MHz LP ECC UDIMM	46W0813	ATPU	4
16GB (1x16GB, 2Rx8, 1.2V) PC4-17000 DDR4 2133MHz LP ECC UDIMM	46W0817	ATRZ	4

Internal storage

The System x3250 M6 server supports the following internal drive bay configurations:

1. 4x 2.5-inch SAS/SATA hot-swap drive bay server models that can be upgraded to 8x 2.5-inch SAS/SATA hot-swap drive bays
2. 4x 3.5-inch SAS/SATA hot-swap drive bay server models
3. 4x 2.5-inch SATA Simple Swap drive bay server models that can be upgraded to 8x 2.5-inch SATA Simple Swap drive bays
4. 4x 3.5-inch SATA Simple Swap drive bay server models

The following figure shows these configurations.




Figure 6. Internal drive configurations

All server models of the System x3250 M6 support an optional optical drive.

The following table shows the internal storage options available for the System x3250 M6 server.

Table 10. Internal storage options

Description	Part number	Feature code	Maximum supported
2.5-inch base drive kits			
2.5" Hot Swap Hardware RAID Kit	None*	ATA0	1
2.5" Simple Swap Hardware RAID Kit	None*	AT9Y	1
2.5" Simple Swap Software RAID Kit	None*	AT9X	1
3.5-inch base drive kits			
3.5" Hot Swap Hardware RAID Kit	None*	AT9W	1
3.5" Simple Swap Hardware RAID Kit	None*	AT9V	1

Description	Part number	Feature code	Maximum supported
3.5" Simple Swap Software RAID Kit	None*	AT9U	1
2.5-inch upgrade drive kits (require the 2.5-inch base drive kit)			
2.5" Hot Swap 4 to 8 Hard Drive Upgrade Kit	00YE607	ATA1	1
2.5" Simple Swap 4 to 8 Hard Drive Upgrade Kit	00YE605	AT9Z	1

* Available in standard or CTO (configure to order) models, or both.

Base drive kits are always factory installed in either standard or custom (CTO) models. Upgrade drive kits can be factory installed or can be installed as a field upgrade for supported standard or custom models.

The following table lists possible internal storage configurations.

Table 11. Internal storage configurations (FC=Feature Code, PN=Part Number)

Drive bay configuration	Storage controller*	Drive kits required
Hot-swap SAS/SATA drive bays		
4x 2.5-inch SAS/SATA hot-swap	1x M1210; or 1x RAID or HBA (PCIe 3.0 x8)	Factory installed: <ul style="list-style-type: none"> 1x 2.5" Hot Swap Hardware RAID Kit (FC ATA0)
8x 2.5-inch SAS/SATA hot-swap	1x RAID or HBA (PCIe 3.0 x8)	Factory installed: <ul style="list-style-type: none"> 1x 2.5" Hot Swap Hardware RAID Kit (FC ATA0); and 1x 2.5" Hot Swap 4 to 8 Hard Drive Upgrade Kit (FC ATA1) Field upgrade for the 4-drive bay model: <ul style="list-style-type: none"> 1x 2.5" Hot Swap 4 to 8 Hard Drive Upgrade Kit (PN 00YE607)
4x 3.5-inch SAS/SATA hot-swap	1x M1210; or 1x RAID or HBA (PCIe 3.0 x8)	Factory installed: <ul style="list-style-type: none"> 1x 3.5" Hot Swap Hardware RAID Kit (FC AT9W)
Simple Swap SATA drive bays		
4x 2.5-inch SATA Simple Swap	1x C110**	Factory installed: <ul style="list-style-type: none"> 1x 2.5" Simple Swap Software RAID Kit (FC AT9X)
	1x M1210; or 1x RAID or HBA (PCIe 3.0 x8)	Factory installed: <ul style="list-style-type: none"> 1x 2.5" Simple Swap Hardware RAID Kit (FC AT9Y)
8x 2.5-inch SATA Simple Swap	1x RAID or HBA (PCIe 3.0 x8)	Factory installed: <ul style="list-style-type: none"> 1x 2.5" Simple Swap Hardware RAID Kit (FC AT9Y); and 1x 2.5" Simple Swap 4 to 8 Hard Drive Upgrade Kit (FC AT9Z) Field upgrade for the 4-drive bay model: <ul style="list-style-type: none"> 1x 2.5" Simple Swap 4 to 8 Hard Drive Upgrade Kit (PN 00YE605)
4x 3.5-inch SATA Simple Swap	1x C110**	Factory installed: <ul style="list-style-type: none"> 1x 3.5" Simple Swap Software RAID Kit (FC AT9U)
	1x M1210; or 1x RAID or HBA (PCIe 3.0 x8)	Factory installed: <ul style="list-style-type: none"> 1x 3.5" Simple Swap Hardware RAID Kit (FC AT9V)

* In the Storage controller column, RAID or HBA (PCIe 3.0 x8) means any supported PCIe 3.0 x8 controller for internal storage: M1215, M5210, or N2215.

** The x3250 M6 server models that use the ServeRAID C110 do not support an upgrade to a hardware RAID controller.

Controllers for internal storage

The following table lists the storage controllers and the additional options used for the internal storage of the System x3250 M6 server.

Table 12. RAID controllers and HBAs for internal storage

Description	Part number	Feature code	Maximum supported
Onboard 6 Gbps SATA controller			
ServeRAID C110 Software RAID	None#	ATS0	1
12 Gbps SAS/6 Gbps SATA controllers			
ServeRAID M1210 SAS/SATA Controller	00JY194	ATPV	1
ServeRAID M1215 SAS/SATA Controller	46C9114	A45W	1
ServeRAID M5210 SAS/SATA Controller	46C9110	A3YZ	1
N2215 SAS/SATA HBA	47C8675	A3YY	1
Hardware upgrades for the M5210 (per one controller)			
ServeRAID M5200 Series 1GB Cache/RAID 5 Upgrade	47C8656	A3Z0	1
ServeRAID M5200 Series 1GB Flash/RAID 5 Upgrade	47C8660	A3Z1	1
ServeRAID M5200 Series 2GB Flash/RAID 5 Upgrade	47C8664	A3Z2	1
ServeRAID M5200 Series 4GB Flash/RAID 5 Upgrade	47C8668	A3Z3	1
Features on Demand upgrades for the M5210 (system-wide)**			
ServeRAID M5200 Series Zero Cache/RAID 5 Upgrade	47C8708	A3Z6	1
ServeRAID M5200 Series RAID 6 Upgrade	47C8706	A3Z5	1*
ServeRAID M5200 Series Performance Accelerator	47C8710	A3Z7	1*
ServeRAID M5200 Series SSD Caching Enabler	47C8712	A3Z8	1*
Features on Demand upgrades for the M1215 (system-wide)***			
ServeRAID M1200 Zero Cache/RAID 5 Upgrade	00AE930	A5H5	1

Onboard software RAID controller.

* Requires cache memory upgrade (47C8656, 47C8660, 47C8664, or 47C8668).

** One FoD upgrade enables the feature on all ServeRAID M5200 Series adapters (M5210, M5225) installed in the server.

*** One FoD upgrade enables the feature on all ServeRAID M1200 Series adapters (M1210, M1215) installed in the server.

Configuration notes:

- The onboard ServeRAID C110 controller does not consume a PCIe slot.
- The ServeRAID M1210 controller is supported only in the dedicated PCIe slot 1.
- Other controllers for internal storage (M1215, M5210, N2215) are supported only in the PCIe slot 2.
- The C110, M1210, M1215, M5210, and N2215 controllers are mutually exclusive, that is, only one of them can be selected in the configuration.
- Models of the System x3250 M6 that use the ServeRAID C110 controller do not support an upgrade to a hardware RAID controller.

The following table summarizes features of supported storage controllers.

Table 13. Storage controller features and specifications summary

Feature	C110	M1210	M1215	M5210	N2215
Part number	None	00JY194	46C9114	46C9110	47C8675
Form factor	Onboard	Custom	PCIe low profile	PCIe low profile	PCIe low profile
Controller chip	Not applicable	LSI SAS3004	LSI SAS3008	LSI SAS3108	LSI SAS3008
Host interface	Not applicable	PCIe 3.0 x4	PCIe 3.0 x8	PCIe 3.0 x8	PCIe 3.0 x8
Port interface	6 Gbps SATA	12 Gbps SAS	12 Gbps SAS	12 Gbps SAS	12 Gbps SAS
Number of ports	4	4	8	8	8
Port connectors	Custom	1x Mini-SAS HD x4 (SFF-8643)	2x Mini-SAS HD x4 (SFF-8643)	2x Mini-SAS HD x4 (SFF-8643)	2x Mini-SAS HD x4 (SFF-8643)
Drive interface	SATA	SAS, SATA	SAS, SATA	SAS, SATA	SAS, SATA
Drive type	HDD, SSD	HDD, SSD	HDD, SSD	HDD, SSD	HDD, SSD
Drive form factor	SFF, LFF	SFF, LFF	SFF, LFF	SFF, LFF	SFF, LFF
Hot-swap drive support	No	Yes	Yes	Yes	Yes
Maximum number of devices	4	4	32 (RAID); 64 (JBOD)	240	1024
RAID levels	0/1/10/5	0/1/10; Optional 5/50 (00AE930)	0/1/10; Optional 5/50 (00AE930)	0/1/10; Optional 5/50 (RAID 5 FoD, 47C8708, or cache upgrades); Optional 6/60 (47C8706)	None
JBOD mode	Yes	Yes	Yes	Yes (without cache)	Yes
Cache	None	None	None	<ul style="list-style-type: none"> • 1 GB no backup (47C8656) • 1 GB flash backup (47C8660) • 2 GB flash backup (47C8664) • 4 GB flash backup (47C8668) 	None
Performance Accelerator (FastPath)	No	No	No	Optional (47C8710)	No
SSD Caching (CacheCade Pro 2.0)	No	No	No	Optional (47C8712)	No

Important: ServeRAID C110 is not supported by virtualization hypervisors, including VMware vSphere (ESXi), Linux KVM, Xen, and Microsoft Hyper-V.

For more information, see the list of Product Guides in the RAID adapters category:

<https://lenovopress.com/servers/options/raid>

The following table lists supported combinations of the storage controllers and drive types for the System x3250 M6 drive bay configurations.

Table 14. Storage controllers, drive types, and internal drive bays

Drive bays	Storage Controller	Drive type			
		SAS HDD	NL SAS HDD	NL SATA HDD	SATA SSD
SAS/SATA hot-swap					
4x 2.5-inch SAS/SATA hot-swap	C110	No	No	No	No
	M1210	Yes	Yes	Yes	Yes
	M1215, M5210, N2215	Yes	Yes	Yes	Yes
8x 2.5-inch SAS/SATA hot-swap	C110	No	No	No	No
	M1210	No	No	No	No
	M1215, M5210, N2215	Yes	Yes	Yes	Yes
4x 3.5-inch SAS/SATA hot-swap	C110	No	No	No	No
	M1210	No	Yes	Yes	No
	M1215, M5210, N2215	No	Yes	Yes	No
SATA Simple Swap					
4x 2.5-inch SATA Simple Swap	C110	No	No	Yes	No
	M1210	No	No	Yes	No
	M1215, M5210, N2215	No	No	Yes	No
8x 2.5-inch SATA Simple Swap	C110	No	No	No	No
	M1210	No	No	No	No
	M1215, M5210, N2215	No	No	Yes	No
4x 3.5-inch SATA Simple Swap	C110	No	No	Yes	No
	M1210	No	No	Yes	No
	M1215, M5210, N2215	No	No	Yes	No

Drives for internal storage

The following tables list currently available drive options for internal storage of the System x3250 M6 server.

Table 15. Internal drive options: 2.5-inch hot-swap drives

Description	Part number	Feature code	Maximum supported
2.5-inch hot-swap HDDs - 12 Gbps SAS			
300GB 10K 12Gbps SAS 2.5" G3HS HDD	00WG685	AT89	8
300GB 15K 12Gbps SAS 2.5" G3HS HDD	00WG660	AT84	8
600GB 10K 12Gbps SAS 2.5" G3HS HDD	00WG690	AT8A	8
600GB 15K 12Gbps SAS 2.5" G3HS HDD	00WG665	AT85	8
900GB 10K 12Gbps SAS 2.5" G3HS HDD	00WG695	AT8B	8
1.2TB 10K 12Gbps SAS 2.5" G3HS HDD	00WG700	AT8C	8
1.8TB 10K 12Gbps SAS 2.5" G3HS 512e HDD	00NA271	ASBM	8

Description	Part number	Feature code	Maximum supported
2.5-inch hot-swap HDDs - 12 Gbps NL SAS			
1TB 7.2K 12Gbps NL SAS 2.5" G3HS HDD	00NA491	AT7Z	8
2TB 7.2K 12Gbps NL SAS 2.5" G3HS HDD	00NA496	AT80	8
2.5-inch hot-swap HDDs - 6 Gbps NL SATA			
1TB 7.2K 6Gbps NL SATA 2.5" G3HS HDD	00AJ141	A4TX	8
2TB 7.2K 6Gbps NL SATA 2.5" G3HS 512e HDD	00NA526	AT81	8
2.5-inch hot-swap SSDs - Enterprise Entry 6 Gbps SATA			
Intel S3510 120GB Enterprise Entry SATA G3HS 2.5" SSD	00WG620	AT93	8
Intel S3510 240GB Enterprise Entry SATA G3HS 2.5" SSD	00WG625	AT94	8
Intel S3510 480GB Enterprise Entry SATA G3HS 2.5" SSD	00WG630	AT95	8
Intel S3510 800GB Enterprise Entry SATA G3HS 2.5" SSD	00WG635	AT96	8

Table 16. Internal drive options: 2.5-inch simple-swap drives

Description	Part number	Feature code	Maximum supported
2.5-inch simple-swap HDDs - 6 Gbps NL SATA			
1TB 7.2K 6Gbps NL SATA 2.5" G3SS HDD	00NA622	ASLD	8
2TB 7.2K 6Gbps NL SATA 2.5" G3SS 512e HDD	00NA536	AT82	8

Table 17. Internal drive options: 3.5-inch hot-swap drives

Description	Part number	Feature code	Maximum supported
3.5-inch hot-swap HDDs - 12 Gbps NL SAS			
2TB 7.2K 12Gbps NL SAS 3.5" G2HS 512e HDD	00FN188	A5VP	4
4TB 7.2K 12Gbps NL SAS 3.5" G2HS 512e HDD	00FN208	A5VQ	4
6TB 7.2K 12Gbps NL SAS 3.5" G2HS 512e HDD	00FN228	A5VR	4
3.5-inch hot-swap HDDs - 6 Gbps NL SATA			
500GB 7.2K 6Gbps NL SATA 3.5" G2HS HDD	81Y9786	A22Y	4
2TB 7.2K 6Gbps NL SATA 3.5" G2HS 512e HDD	00FN113	A5VD	4
4TB 7.2K 6Gbps NL SATA 3.5" G2HS 512e HDD	00FN143	A5VH	4
6TB 7.2K 6Gbps NL SATA 3.5" G2HS 512e HDD	00FN173	A5VM	4

Table 18. Internal drive options: 3.5-inch simple-swap drives

Description	Part number	Feature code	Maximum supported
3.5-inch simple-swap HDDs - 6 Gbps NL SATA			
500GB 7.2K 6Gbps NL SATA 3.5" G2SS HDD	81Y9802	A22U	4
2TB 7.2K 6Gbps NL SATA 3.5" G2SS 512e HDD	00FN118	A5VE	4
4TB 7.2K 6Gbps NL SATA 3.5" G2SS 512e HDD	00FN148	A5VJ	4

Optical drives

The System x3250 M6 server supports the optical drive options listed in the following table.

Table 19. Optical drives

Description	Part number	Feature code	Maximum supported
Optical drives			
Ultraslim 9.5mm SATA DVD-ROM	00AM066	A5KG	1
Ultraslim 9.5mm SATA Multi Burner	00AM067	A5KH	1
Optical drive cable (Required)			
x3250 Optical Disc Drive Cable Kit	00YE644	ATAB	1

Ultraslim 9.5mm SATA DVD-ROM (part number 00AM066) supports the following media and speeds for reading:

- CD-ROM 24X
- CD-DA (DAE) 24X
- CD-R 24X
- CD-RW 24X
- DVD-ROM 8X
- DVD-R 8X
- DVD+R 8X
- DVD-R DL 6X
- DVD+R DL 8X
- DVD-RW 8X
- DVD+RW 8X
- DVD-RAM (4.7 GB) 5X

Ultraslim 9.5mm SATA Multi Burner (part number 00AM067) supports the same media and speeds for reading as DVD-ROM (part number 00AM066). This drive also supports the following media and speeds for writing:

- CD-R 24X
- CD-RW 4X
- High-Speed CD-RW 10X
- Ultra Speed CD-RW 24X
- DVD-R 8X
- DVD+R 8X
- DVD-R DL 6X
- DVD+R DL 6X
- DVD-RW 6X
- DVD+RW 8X
- DVD-RAM 5X

I/O expansion

The System x3250 M6 server has two PCIe slots on the riser card that comes standard with all models. The slot form factors are as follows:

- Slot 1: PCIe 3.0 x8 (x4-wired); dedicated slot for the M1210 adapter
- Slot 2: PCIe 3.0 x8 (x8-wired), full-height, half-length

The locations of the PCIe slots are shown in the following figure.



Figure 7. PCIe slot locations

The Serial Port Upgrade Kit listed in the following table is used for mounting the external DB-9 serial port on the rear of the System x3250 M6. This option includes the bracket and the cable. The serial port is mounted in place of the PCIe slot 1, and the M1210 adapter cannot be used.

Table 20. Serial port

Description	Part number	Feature code	Maximum supported
x3250 Serial Port Upgrade Kit	00YE641	ATA8	1

Network adapters

The System x3250 M6 supports two integrated Gigabit Ethernet ports. The integrated network interface controller (NIC) has the following features:

- An Intel I350-AM2 chip
- Two Gigabit Ethernet ports (one port is configured as a dedicated or shared management port)
- NIC Teaming (load balancing and failover)
- Ethernet features:
 - Compliant with 1 Gb Ethernet IEEE 802.3, 802.3u, and 802.3ab PHY specifications
 - Integrated PHY for 10/100/1000 Mbps for multispeed, full, and half-duplex auto-negotiation
 - Automatic cross-over detection function (MDI/MDI-X)
 - IEEE 802.3x and 802.3z compliant flow control support with software-controllable Rx thresholds and Tx pause frames
 - IEEE 1588 protocol and 802.1AS time synchronization implementation
 - IEEE802.3az - Energy Efficient Ethernet (EEE)
 - Full wake up support
 - Advanced Power Management (APM) support
 - Advanced Configuration and Power Interface (ACPI) specification v2.0c
 - Magic packet wake-up enable
- I/O Virtualization Features:
 - Eight transmit (Tx) and receive (Rx) queue pairs per port
 - Flexible port partitioning: 16 virtual functions (VF) with two ports (8 VFs per port)
 - Rx/Tx round-robin scheduling
 - Traffic isolation and traffic steering
 - Virtual machine (VM) to VM packet forwarding (packet loopback)
 - MAC and VLAN anti-spoofing
 - Malicious driver detection
 - Storm control
 - Per-pool statistics, off loads, and jumbo support
 - Independent Function Level Reset (FLR) for physical and virtual functions
 - IEEE 802.1q Virtual Local Area Network (VLAN) support with VLAN tag insertion, stripping, and advanced packet filtering for up to 4096 VLAN tags
 - Mirroring rules
 - Support for simple VEPA
 - VF promiscuous modes

- Stateless offload and performance features:
 - TCP/UDP, IPv4 checksum offloads (Rx/ Tx/Large-send); extended Tx descriptors
 - IPv6 support for IP/TCP and IP/UDP receive checksum offload
 - Tx TCP segmentation offload (IPv4, IPv6)
 - Transmit Segmentation Offloading (TSO)
 - Interrupt throttling control
 - Legacy and Message Signal Interrupt (MSI)
 - Message Signal Interrupt Extension (MSI-X)
 - Receive Side Scaling (RSS) for Windows
 - Scalable I/O for Linux environments (IPv4, IPv6, TCP/UDP)
 - Support for packets up to 9.5 KB (jumbo frames)
- Remote boot options
 - Preboot eXecution Environment (PXE) support
 - Intel iSCSI Remote Boot for Windows, Linux, and VMware

The following table lists additional supported network adapters.

Table 21. Network adapters

Description	Part number	Feature code	Maximum supported
10 Gb Ethernet - PCIe Low Profile or Full Height (supported in the PCIe slot 2)			
Emulex VFA5.2 2x10 GbE SFP+ PCIe Adapter	00AG570	AT7S	1*
Intel X550-T2 Dual Port 10GBase-T Adapter	00MM860	ATPX	1
1 Gb Ethernet - PCIe Low Profile or Full Height (supported in the PCIe slot 2)			
Broadcom NetXtreme I Dual Port GbE Adapter	90Y9370	A2V4	1
Intel I350-T2 2xGbE BaseT Adapter	00AG510	A56L	1
Intel I350-T4 4xGbE BaseT Adapter	00AG520	A56M	1
10 GbE SFP+ transceivers and DAC cables (for 10 GbE SFP+ adapters)			
Lenovo 10GBASE-SR SFP+ Transceiver	46C3447	5053	Port qty**
Brocade 10Gb SFP+ SR Optical Transceiver	49Y4216	0069	Port qty**
QLogic 10Gb SFP+ SR Optical Transceiver	49Y4218	0064	Port qty**
Lenovo 0.5m Passive SFP+ DAC Cable	00D6288	A3RG	Port qty**
Lenovo 1m Passive SFP+ DAC Cable	90Y9427	A1PH	Port qty**
Lenovo 1.5m Passive SFP+ DAC Cable	00AY764	A51N	Port qty**
Lenovo 2m Passive SFP+ DAC Cable	00AY765	A51P	Port qty**
Lenovo 3m Passive SFP+ DAC Cable	90Y9430	A1PJ	Port qty**
Lenovo 5m Passive SFP+ DAC Cable	90Y9433	A1PK	Port qty**
Lenovo 7m Passive SFP+ DAC Cable	00D6151	A3RH	Port qty**

* SFP+ based adapters require supported transceivers or DAC cables that must be purchased for the adapter (See "10 Gb SFP+ transceivers and DAC cables" in the table above).

** The maximum number of transceivers or cables that are supported per adapter equals the quantity of the adapter ports. All adapter ports must have the same type of transceiver or DAC cable selected.

For more information, see the list of Product Guides in the Ethernet adapters category:

<http://lenovopress.com/servers/options/ethernet>

SAS adapters for external storage

The following table lists SAS RAID controllers and HBAs for external storage attachments that are supported by the System x3250 M6 server.

Table 22. SAS RAID adapters and HBAs for external storage

Description	Part number	Feature code	Maximum supported
12 Gbps SAS RAID adapter - PCIe Low Profile or Full Height (supported in the PCIe slot 2)			
ServeRAID M5225-2GB SAS/SATA Controller	00AE938	A5ND	1
Feature on Demand (FoD) upgrades for the M5225 (one per server)*			
ServeRAID M5200 Series RAID 6 Upgrade	47C8706	A3Z5	1*
ServeRAID M5200 Series Performance Accelerator	47C8710	A3Z7	1*
ServeRAID M5200 Series SSD Caching Enabler	47C8712	A3Z8	1*
12 Gbps SAS HBAs - PCIe Low Profile or Full Height (supported in the PCIe slot 2)			
N2225 SAS/SATA HBA	00AE912	A5M0	1

* One FoD upgrade for the M5225 activates the feature on all M5200 series controllers (M5210, M5225) installed in a server.

The following table summarizes features of supported HBAs.

Table 23. SAS RAID controller and HBA features and specifications summary (PN = Part number)

Feature	M5225-2GB	N2225
Part number	00AE938	00AE912
Form factor	Low profile	Low profile
Controller chip	LSI SAS3108	LSI SAS3008
Host interface	PCIe 3.0 x8	PCIe 3.0 x8
Port interface	12 Gbps SAS	12 Gbps SAS
Number of external ports	8	8
External port connectors	2x Mini-SAS HD (SFF-8644)	2x Mini-SAS HD (SFF-8644)
Drive interface	SAS, SATA	SAS, SATA
Drive type	HDD, SED, SSD	HDD, SSD
Maximum number of devices	240	1024
RAID levels	0/1/10/5/50; Optional 6/60 (PN 47C8706)	None
JBOD mode	No	Yes
Cache	2 GB (included)	None
Cache protection	Flash (included)	None
Performance Accelerator (FastPath)	Optional (PN 47C8710)	None
SSD Caching (CacheCade Pro 2.0)	Optional (PN 47C8712)	None

For more information about the ServeRAID M5225-2GB, see the Lenovo Press Product Guide:
<http://lenovopress.com/tips1258>

For more information about SAS HBAs, see the list of Product Guides in the Host bus adapters category:
<http://lenovopress.com/servers/options/hba>

Fibre Channel host bus adapters

The following table lists Fibre Channel HBAs supported by the System x3250 M6 server.

Table 24. Fibre Channel HBAs

Description	Part number	Feature code	Maximum supported
8 Gb Fibre Channel - PCIe Low Profile or Full Height (supported in the PCIe slot 2)			
Emulex 8Gb FC Single-port HBA	42D0485	3580	1
Emulex 8Gb FC Dual-port HBA	42D0494	3581	1
QLogic 8Gb FC Single-port HBA	42D0501	3578	1
QLogic 8Gb FC Dual-port HBA	42D0510	3579	1

For more information, see the list of Product Guides in the Host bus adapters category:

<https://lenovopress.com/servers/options/hba>

Cooling

The System x3250 M6 server has four non-hot-swap system fans.

The optional thermal kit helps lower fan speeds depending on the environment's temperature to lower acoustic noise and energy use. The following table shows ordering information for the thermal kit option. The kit contains an additional thermal sensor and a sensor cable.

Note: The Thermal Kit does not extend the operating temperature range beyond 35 °C (95 °F).

Table 25. Thermal kit

Description	Part number	Feature code	Maximum supported
Operating Temperature Enhancement Kit	00J6351	A3SD	1

Power supplies and cables

The System x3250 M6 server supports one 300 W AC fixed power supply or up to two 460 W redundant hot-swap power supplies. The power supplies are 80 PLUS Gold certified. Standard and TopSeller models of the System x3250 M6 come with one fixed or hot-swap power supply (model dependent, see Standard models and TopSeller models for details).

The following table lists the hot-swap power supply option for models with one hot-swap power supply. A hot-swap power supply option ships standard with one 2.8m, 10A/100-250V, IEC 320-C13 to C14 rack power cable.

Table 26. Power supplies

Description	Part number	Feature code	Maximum supported
460W Redundant Power Supply	00YD992	ATAD	2

Important: It is highly recommended that customers validate the system configuration for specific power requirements by using the latest version of the Lenovo Power Planner, which is available at:

<http://support.lenovo.com/us/en/downloads/ds101155>

Standard and TopSeller models of the System x3250 M6 ship without a power cord. Country-specific line cords or rack power cables listed in the following table should be ordered together with the server.

Table 27. Power cables

Description	Part number	Feature code
Rack power cables		
1.5m, 10A/100-250V, C13 to IEC 320-C14 Rack Power Cable	39Y7937	6201
2.8m, 10A/100-250V, C13 to IEC 320-C20 Rack Power Cable	39Y7938	6204
4.3m, 10A/100-250V, C13 to IEC 320-C14 Rack Power Cable	39Y7932	6263
Country-specific line cords		
Argentina 10A/250V C13 to IRAM 2073 2.8m line cord	39Y7930	6222
Australia/NZ 10A/250V C13 to AS/NZ 3112 2.8m line cord	39Y7924	6211
Brazil 10A/125V C13 to NBR 6147 2.8m line cord	39Y7929	6223
China 10A/250V C13 to GB 2099.1 2.8m line cord	39Y7928	6210
Denmark 10A/250V C13 to DK2-5a 2.8m line cord	39Y7918	6213
European 10A/230V C13 to CEE7-VII 2.8m line cord	39Y7917	6212
India 10A/250V C13 to IS 6538 2.8m line cord	39Y7927	6269
Israel 10A/250V C13 to SI 32 2.8m line cord	39Y7920	6218
Italy 10A/250V C13 to CEI 23-16 2.8m line cord	39Y7921	6217
Japan 12A/125V C13 to JIS C-8303 2.8m line cord	46M2593	A1RE
Korea 12A/250V C13 to KETI 2.8m line cord	39Y7925	6219
South Africa 10A/250V C13 to SABS 164 2.8m line cord	39Y7922	6214
Switzerland 10A/250V C13 to SEV 1011-S24507 2.8m line cord	39Y7919	6216
Taiwan 10A/250V C13 to CNS 10917-3 2.8m line cord	00CG265	6317
United Kingdom 10A/250V C13 to BS 1363/A 2.8m line cord	39Y7923	6215
United States 10A/125V C13 to NEMA 5-15P 4.3m line cord	39Y7931	6207

Integrated virtualization

The System x3250 M6 server supports VMware ESXi installed on a USB memory key. The USB memory key is installed in a USB socket inside the server.

The following table lists virtualization options.

Table 28. Virtualization options

Description	Part number	Feature code	Maximum supported
Blank USB Memory Key 4G SLC for VMware ESXi Downloads	00WH140	ATRM	1

Operating systems

The System x3250 M6 server supports the following operating systems:

- Microsoft:
 - Microsoft Windows Server 2012 R2
 - Microsoft Windows Server 2012
- Red Hat:
 - Red Hat Enterprise Linux 7.2
 - Red Hat Enterprise Linux 6.7 Server x64 Edition
- SUSE:
 - SUSE Linux Enterprise Server 12
 - SUSE Linux Enterprise Server 11 for AMD64/EM64T
- VMware:
 - VMware vSphere 6.0 (ESXi) Update 1
 - VMware vSphere 5.5 (ESXi) Update 3

Important: VMware ESXi and other hypervisor support requires a hardware RAID controller or HBA: M1210, M1215, M5210, or N2215. The onboard ServeRAID C110 controller is not supported by VMware ESXi and other hypervisors.

For the latest information about the specific versions and service levels supported and any other prerequisites, see the Operating System Interoperability Guide:

<http://lenovopress.com/redposig>

Systems management

The System x3250 M6 supports the following systems management tools:

- Integrated Management Module 2.1
- Lenovo ToolsCenter
- Lenovo XClarity Energy Manager

Integrated Management Module 2.1

The System x3250 M6 server contains an Integrated Management Module II (IMM2.1), which provides advanced service-processor control, monitoring, and an alerting function. If an environmental condition exceeds a threshold or if a system component fails, the IMM2.1 lights LEDs to help you diagnose the problem, records the error in the event log, and alerts you to the problem. Optionally, the IMM2.1 also provides a virtual presence capability for remote server management capabilities.

The IMM2.1 provides remote server management through industry-standard interfaces:

- Intelligent Platform Management Interface (IPMI) Version 2.0
- Simple Network Management Protocol (SNMP) Version 3
- Common Information Model (CIM)
- Web browser

The optional Integrated Management Module Advanced Upgrade is required to enable the remote presence and blue-screen capture features. The remote presence feature provides the following functions:

- Remotely viewing video with graphics resolutions up to 1600x1200 at 75 Hz with up to 23 bits per pixel
- Remotely accessing the server using the keyboard and mouse from a remote client
- Mapping the CD or DVD drive, diskette drive, and USB flash drive on a remote client, and mapping ISO and diskette image files as virtual drives that are available for use by the server
- Uploading a diskette image to the IMM memory and mapping it to the server as a virtual drive

The blue-screen capture feature captures the video display contents before the IMM2.1 restarts the server when the IMM2.1 detects an operating system hang condition. A system administrator can use the blue-screen capture to help determine the cause of the hang condition. The following table lists the remote management option.

Table 29. Remote management option

Description	Part number	Feature code	Maximum supported
Integrated Management Module Advanced Upgrade	90Y3901	A1ML	1

Lenovo ToolsCenter

Lenovo offers the following ToolsCenter software tools that can help you set up, use, and maintain the server at no additional cost:

- Lenovo ToolsCenter Suite**
 The ToolsCenter Suite tool is a consolidation of server management tools that helps simplify the management of System x servers. It provides functions to collect full system health information (including health status), configure system setting, update system firmware and drivers, and FoD mass activation key management for multiple endpoints.
- Lenovo ServerGuide**
 The ServerGuide tool simplifies the process of configuring RAID and installing supported Microsoft Windows Server operating systems and device drivers on a System x server.
- Lenovo UpdateXpress System Packs**
 The UpdateXpress System Packs (UXSPs) are integration-tested bundles that enable customers to maintain their server firmware and device drivers up-to-date and help them avoid unnecessary server outages.
- Lenovo Dynamic System Analysis**
 The Dynamic System Analysis (DSA) pre-boot or standalone diagnostics software speeds up troubleshooting tasks to reduce service time.

For more information and downloads, visit the ToolsCenter web page:

<http://support.lenovo.com/solutions/HT115036>

Lenovo XClarity Administrator

Lenovo XClarity is a centralized systems management solution that helps administrators deliver infrastructure faster. This solution integrates easily with Lenovo x86 servers, Flex System, and RackSwitch switches, providing automated agent-less discovery, monitoring, firmware updates, configuration management, and bare metal deployment of operating systems and hypervisors across multiple systems.

Lenovo XClarity is an optional software component for the System x3250 M6 that is licensed on a per-managed-server basis; that is, each managed server requires a license.

The following table lists the geo-specific Lenovo XClarity software license options.

Table 30. Lenovo XClarity software options

Description	Part number (NA, AP, Japan)*	Part number (EMEA, LA)**	Quantity
Lenovo XClarity Administrator			
Lenovo XClarity Administrator, per Mngd Server w/1 Yr SW S&S	00JY340	00JY346	1
Lenovo XClarity Administrator, per Mngd Server w/3 Yr SW S&S	00JY341	00JY347	1
Lenovo XClarity Administrator, per Mngd Server w/5 Yr SW S&S	00JY342	00JY348	1

Description	Part number (NA, AP, Japan)*	Part number (EMEA, LA)**	Quantity
Lenovo XClarity Pro			
Lenovo XClarity Pro, per Mngd Server w/1 Yr SW S&S	00MT201	00MT207	1
Lenovo XClarity Pro, per Mngd Server w/3 Yr SW S&S	00MT202	00MT208	1
Lenovo XClarity Pro, per Mngd Server w/5 Yr SW S&S	00MT203	00MT209	1

* NA = North America; AP = Asia Pacific

** EMEA = Europe, Middle East, Africa; LA = Latin America

Lenovo XClarity Administrator offers the following features:

- Auto-discovery and monitoring of Lenovo x86 servers, RackSwitch switches, and Flex System chassis
- Firmware updates and compliance enforcement
- Pattern-based configuration management that allows to define configurations once and apply repeatedly without errors when deploying new servers or redeploying existing servers without disrupting the fabric
- Bare-metal deployment of operating systems and hypervisors to streamline infrastructure provisioning
- External alerts and notifications via SNMP traps, syslog remote logging, and e-mail
- Secure connections to managed endpoints
- NIST 800-131A or FIPS 140-2 compliant cryptographic standards between the management solution and managed endpoints
- Integration into existing higher level management systems such as cloud automation and orchestration tools through REST APIs, providing extensive external visibility and control over hardware resources
- An intuitive, easy-to-use GUI
- Scripting with Windows PowerShell, providing command-line visibility and control over hardware resources

Lenovo XClarity Pro includes Lenovo XClarity Administrator and two software plug-in modules:

- Lenovo XClarity Integrator for Microsoft System Center
- Lenovo XClarity Integrator for VMware vCenter

Lenovo XClarity Pro delivers all the features of Lenovo XClarity Administrator, while also allowing administrators to manage physical infrastructure from leading external virtualization management software tools from Microsoft and VMware.

Lenovo XClarity Pro offers the following additional features:

- Ability to discover, manage, and monitor Lenovo server hardware from VMware vCenter or Microsoft System Center
- Deployment of firmware updates and configuration patterns to System x M5, M6, and X6 rack servers and Flex System from the virtualization management tool
- Non-disruptive server maintenance in clustered environments that reduces workload downtime by dynamically migrating workloads from affected hosts during rolling server updates or reboots
- Greater service level uptime and assurance in clustered environments during unplanned hardware events by dynamically triggering workload migration from impacted hosts when impending hardware failures are predicted

For more information, refer to the Lenovo XClarity Administrator Product Guide:

<http://lenovopress.com/tips1200>

Rack installation

The System x3250 M6 server comes with the rail kit. In addition, an optional lockable front bezel listed in the following table can be ordered for the System x3250 M6, if needed.

Table 31. Rack installation options

Description	Part number	Feature code	Maximum supported
Lockable front bezel			
x3250 Security Bezel	00YE642	ATA9	1

Physical specifications

The System x3250 M6 server has the following dimensions and weight (approximate):

- Height: 43 mm (1.7 in)
- Width: 435 mm (17.1 in)
- Depth: 576 mm (22.7 in)
- Weight:
 - Minimum configuration: 8.6 kg (19.0 lb)
 - Maximum configuration: 13.7 kg (30.1 lb)

Operating environment

The System x3250 M6 server is supported in the following environment:

- Air temperature:
 - Server on: 10 °C to 35 °C (50 °F to 95 °F)
 - Server off: 10 °C to 43 °C (50 °F to 109 °F)
 - Maximum altitude: 3,000 m (9,842 ft)
 - Shipment: -40 °C to +60 °C (-40 °F to 140 °F) at up to 10,000 m (32,808 ft)
- Humidity:
 - Server on: 8% to 80%, maximum dew point 24 °C
 - Server off: 8% to 85%, maximum dew point 27 °C
 - Shipment: 5% to 100%, maximum dew point 29 °C
- Electrical:
 - Models with 300 W AC fixed power supply:
 - 100 - 127 V AC (nominal); 50 Hz or 60 Hz; 4 A
 - 200 - 240 V AC (nominal); 50 Hz or 60 Hz; 2 A
 - Models with 460 W AC hot-swap power supplies:
 - 100 - 127 V AC (nominal); 50 Hz or 60 Hz; 5.6 A
 - 200 - 240 V AC (nominal); 50 Hz or 60 Hz; 2.8 A
 - Input kilovolt-amperes (kVA) (approximately):
 - Base configuration: 0.22 kVA
 - Maximum configuration: 0.35 kVA
- BTU output:
 - Base configuration: 759 Btu/hr (222 watts)
 - Maximum configuration: 1197 Btu/hr (351 watts)
- Noise level:
 - 5.4 bels (operating)
 - 5.4 bels (idle)

Warranty

The System x3250 M6 has a one-year (Machine Type 3943) or three-year (Machine Type 3633) warranty with 24x7 standard call center support and 9x5 Next Business Day onsite coverage. Also available are Lenovo Services warranty maintenance upgrades and post-warranty maintenance agreements, with a well-defined scope of services, including service hours, response time, term of service, and service agreement terms and conditions.

Lenovo warranty service upgrade offerings are country-specific. Not all warranty service upgrades are available in every country. For more information about Lenovo warranty service upgrade offerings that are available in your country, visit the Lenovo Services website:

<https://www-304.ibm.com/sales/gss/download/spst/servicepac>

The following table explains warranty service definitions in more detail.

Table 32. Warranty service definitions

Term	Description
On-site service	A service technician will arrive at the client's location for equipment service.
24x7x2 hour	A service technician is scheduled to arrive at the client's location within two hours after remote problem determination is completed. Lenovo provides service around the clock, every day, including Lenovo holidays.
24x7x4 hour	A service technician is scheduled to arrive at the client's location within four hours after remote problem determination is completed. Lenovo provides service around the clock, every day, including Lenovo holidays.
9x5x4 hour	A service technician is scheduled to arrive at the client's location within four business hours after remote problem determination is completed. Lenovo provides service 8:00 am - 5:00 pm in the client's local time zone, Monday-Friday, excluding Lenovo holidays. For example, if a customer reports an incident at 3:00 pm on Friday, the technician will arrive by 10:00 am the following Monday.
9x5 next business day	A service technician is scheduled to arrive at the client's location on the business day after remote problem determination is completed. Lenovo provides service 8:00 am - 5:00 pm in the client's local time zone, Monday - Friday, excluding Lenovo holidays. Calls received after 4:00 pm local time require an extra business day for service dispatch. Next business day service is not guaranteed.
Committed Repair	Problems receive priority handling so that repairs are completed within the committed time of 6, 8, or 24 hours. Lenovo provides service 24 hours/day, every day, including Lenovo holidays.

The following Lenovo warranty service upgrades are available:

- Warranty and maintenance service upgrades:
 - Up to five years of 9x5 or 24x7 service coverage
 - Onsite response from next business day to 2 or 4 hours
 - Committed repair service
 - Warranty extension of up to 5 years
 - Post warranty extensions
- Committed Repair Service
Committed Repair Services enhances the level of Warranty Service Upgrade or Post Warranty/Maintenance Service offering associated with the selected systems. Offerings vary and are available in select countries.
 - Priority handling to meet defined time frames to restore the failing machine to good working condition
 - Committed repair service levels are measured within the following coverage hours:
 - 24x7x6: Service performed 24 hours per day, 7 days per week, within 6 hours
 - 24x7x8: Service performed 24 hours per day, 7 days per week, within 8 hours
 - 24x7x24: Service performed 24 hours per day, 7 days per week, within 24 hours
- Hard Drive Retention
Lenovo's Hard Drive Retention service is a multi-drive hard drive retention offering that ensures your data is always under your control, regardless of the number of hard drives that are installed in your Lenovo server. In the unlikely event of a hard drive failure, you retain possession of your hard drive while Lenovo replaces the failed drive part. Your data stays safely on your premises, in your hands. The Hard Drive Retention service can be purchased in convenient bundles with our warranty upgrades and extensions.
- Microcode Support
Keeping microcode current helps prevent hardware failures and security exposure. There are two levels of service: analysis of the installed base and analysis and update where required. Offerings vary by country and can be bundled with other warranty upgrades and extensions.
- Remote Technical Support Services (RTS)
RTS provides comprehensive technical call center support for covered servers, storage, operating systems, and applications. Providing a single source for support of hardware and software issues, RTS can reduce problem resolution time, decreasing the cost to address technical problems and increasing uptime. Offerings are available for Windows, Linux, IBM Systems Director, VMware, Microsoft business applications, and Lenovo System x storage devices, and IBM OEM storage devices.

Regulatory compliance

The System x3250 M6 server conforms to the following regulations:

- AS/NZS CISPR 22, Class A (Australia/New Zealand)
- BSMI CNS 13438, Class A; CNS 14336 (Taiwan)
- CCC GB 4943.1, GB 17625.1, GB 9254 Class A (China)
- CE Mark (European Union)
- CISPR 22, Class A
- EAC (Russia)
- EN55022, Class A
- EN55024
- EN61000-3-2
- EN61000-3-3
- Energy Star 2.0 (models with hot-swap power supplies)
- FCC Part 15, Class A (United States)
- GS/TUV (Germany)
- ICES-003/NMB-03, Class A (Canada)
- IEC/EN60950-1
- KC Mark (Korea)
- NOM-019 (Mexico)
- Reduction of Hazardous Substances (ROHS)
- TUV S (Argentina)
- UL/CSA IEC 60950-1
- VCCI, Class A (Japan)

External drive enclosures

The following table lists the external drive enclosures that are offered by Lenovo that can be used with the System x3250 M6 for storage expansion.

Table 33. External drive enclosures

Description	Part number
Lenovo Storage E1012 LFF Disk Expansion Single SAS IO Module, Rail Kit, 9x5 NBD	64111B1
Lenovo Storage E1012 LFF Disk Expansion Dual SAS IO Module, Rail Kit, 9x5 NBD	64111B2
Lenovo Storage E1024 SFF Disk Expansion Single SAS IO Module, Rail Kit, 9x5 NBD	64111B3
Lenovo Storage E1024 SFF Disk Expansion Dual SAS IO Module, Rail Kit, 9x5 NBD	64111B4

For details about supported drives and cables for the Lenovo Storage E1012 and E1024, see the Lenovo Press Product Guide:

<http://lenovopress.com/lp0043>

External storage systems

The following table lists the external storage systems that are offered by Lenovo that can be used with the System x3250 M6 in storage solutions.

Table 34. External storage systems

Description	Part number
Lenovo N Series	
Lenovo Storage N3310	70FX / 70FY*
Lenovo Storage N4610	70G0 / 70G1*
Lenovo Storage S2200	
Lenovo Storage S2200 LFF Chassis SAS Single Controller, Rack Kit, 9x5NBD	64112B1
Lenovo Storage S2200 LFF Chassis SAS Dual Controller, Rack Kit, 9x5NBD	64112B2
Lenovo Storage S2200 LFF Chassis FC/iSCSI Single Controller, Rack Kit, 9x5NBD	64114B1
Lenovo Storage S2200 LFF Chassis FC/iSCSI Dual Controller, Rack Kit, 9x5NBD	64114B2
Lenovo Storage S2200 SFF Chassis SAS Single Controller, Rack Kit, 9x5NBD	64112B3
Lenovo Storage S2200 SFF Chassis SAS Dual Controller, Rack Kit, 9x5NBD	64112B4
Lenovo Storage S2200 SFF Chassis FC/iSCSI Single Controller, Rack Kit, 9x5NBD	64114B3
Lenovo Storage S2200 SFF Chassis FC/iSCSI Dual Controller, Rack Kit, 9x5NBD	64114B4
Lenovo Storage S3200	
Lenovo Storage S3200 LFF Chassis SAS Single Controller, Rack Kit, 9x5NBD	64113B1
Lenovo Storage S3200 LFF Chassis SAS Dual Controller, Rack Kit, 9x5NBD	64113B2
Lenovo Storage S3200 LFF Chassis FC/iSCSI Single Controller, Rack Kit, 9x5NBD	64116B1
Lenovo Storage S3200 LFF Chassis FC/iSCSI Dual Controller, Rack Kit, 9x5NBD	64116B2
Lenovo Storage S3200 SFF Chassis SAS Single Controller, Rack Kit, 9x5NBD	64113B3
Lenovo Storage S3200 SFF Chassis SAS Dual Controller, Rack Kit, 9x5NBD	64113B4
Lenovo Storage S3200 SFF Chassis FC/iSCSI Single Controller, Rack Kit, 9x5NBD	64116B3
Lenovo Storage S3200 SFF Chassis FC/iSCSI Dual Controller, Rack Kit, 9x5NBD	64116B4
IBM Storwize	
IBM Storwize V3500 3.5-inch Dual Control Storage Controller Unit	6096CU2
IBM Storwize V3500 2.5-inch Dual Control Storage Controller Unit	6096CU3
IBM Storwize V3700 3.5-inch Storage Controller Unit	6099L2C
IBM Storwize V3700 2.5-inch Storage Controller Unit	6099S2C
IBM Storwize V3700 2.5-inch DC Storage Controller Unit	6099T2C
IBM Storwize V5000 LFF Control Enclosure	6194L2C
IBM Storwize V5000 SFF Control Enclosure	6194S2C
IBM Storwize V7000 2.5-inch Storage Controller Unit	6195SC5

* Machine Type; see the respective NAS Storage Product Guide (<http://lenovopress.com/storage/nas>) for models.

For more information, see the list of Product Guides in the following categories:

- Lenovo N Series storage: <http://lenovopress.com/storage/nas>
- Lenovo S Series storage: <http://lenovopress.com/storage/san/lenovo>
- IBM Storwize storage: <http://lenovopress.com/storage/san/ibm>

External backup units

The following table lists the external backup options that are offered by Lenovo that can be used with the System x3250 M6 in backup solutions.

Table 35. External backup unit options

Description	Part number
External RDX USB drives	
RDX External USB 3.0 Dock with 320GB Cartridge	362532Y
RDX External USB 3.0 Dock with 500GB Cartridge	362550Y
RDX External USB 3.0 Dock with 1TB Cartridge	36251TY
External SAS tape backup drives	
IBM TS2250 Tape Drive Model H5S	6160S5E
IBM TS2260 Tape Drive Model H6S	6160S6E
IBM TS2270 Tape Drive Model H7S	6160S7E
External SAS tape backup autoloaders	
IBM TS2900 Tape Autoloader w/LTO5 HH SAS	6171S5R
IBM TS2900 Tape Autoloader w/LTO6 HH SAS	6171S6R
IBM TS2900 Tape Autoloader w/LTO7 HH SAS	6171S7R
External tape backup libraries	
IBM TS3100 Tape Library Model L2U	61732UL
IBM TS3200 Tape Library Model L4U	61734UL
Fibre Channel backup drives for TS3100 and TS3200 Tape Libraries	
6173 LTO Ultrium 5 Fibre Channel Drive	00NA107
6173 LTO Ultrium 5 Half High Fibre Drive Sled	00NA113
6173 LTO Ultrium 6 Fibre Channel Drive	00NA115
6173 LTO Ultrium 6 Half High Fibre Drive Sled	00NA119
6173 LTO Ultrium 7 Fibre Channel Drive	00WF765
6173 LTO Ultrium 7 Half High Fibre Drive Sled	00WF769
SAS backup drives for TS3100 and TS3200 Tape Libraries	
6173 LTO Ultrium 5 SAS Drive Sled	00NA109
6173 LTO Ultrium 5 Half High SAS Drive Sled	00NA111
6173 LTO Ultrium 6 Half High SAS Drive Sled	00NA117
6173 LTO Ultrium 7 Half High SAS Drive Sled	00WF767

For more information, see the list of Product Guides in the Backup units category:
<http://lenovopress.com/servers/options/backup>

Top-of-rack Ethernet switches

The following table lists the top-of-rack Ethernet switches that are offered by Lenovo that can be used with the System x3250 M6 in network connectivity solutions.

Table 36. Top-of-rack switches

Description	Part number
1 Gb Ethernet top-of-rack switches	
Lenovo RackSwitch G7028 (Rear to Front)	7159BAX
Lenovo RackSwitch G7052 (Rear to Front)	7159CAX
Lenovo RackSwitch G8052 (Rear to Front)	7159G52
10 Gb Ethernet top-of-rack switches	
Lenovo RackSwitch G8124E (Rear to Front)	7159BR6
Lenovo RackSwitch G8264 (Rear to Front)	7159G64
Lenovo RackSwitch G8264CS (Rear to Front)	7159DRX
Lenovo RackSwitch G8272 (Rear to Front)	7159CRW
Lenovo RackSwitch G8296 (Rear to Front)	7159GR6
40 Gb Ethernet top-of-rack switches	
Lenovo RackSwitch G8332 (Rear to Front)	7159BRX

For more information, see the list of Product Guides in the Top-of-rack switches category:
<http://lenovopress.com/servers/options/switches>

Fibre Channel SAN switches

The following table lists the Fibre Channel SAN switches that are offered by Lenovo that can be used with the System x3250 M6 in FC SAN storage connectivity solutions.

Table 37. Fibre Channel SAN switches

Description	Part number
8 Gb Fibre Channel	
Brocade 300 FC SAN Switch	3873AR1
Lenovo B300, 8 ports activated w/ 8Gb SWL SFPs, 1 PS, Rail Kit	3873AR3
Lenovo B6505, 12 ports activated w/ 8Gb SWL SFPs, 1 PS, Rail Kit	3873AR4
Lenovo B6510, 24 ports activated w/ 8Gb SWL SFPs, 2 PS, Rail Kit	3873BR2
16 Gb Fibre Channel	
Brocade 6505 FC SAN Switch	3873AR2
Brocade 6510 FC SAN Switch	3873BR1
Lenovo B6505, 12 ports activated w/ 16Gb SWL SFPs, 1 PS, Rail Kit	3873AR5
Lenovo B6510, 24 ports activated w/ 16Gb SWL SFPs, 2 PS, Rail Kit	3873BR3

For more information, see the list of Product Guides in the Rack SAN Switches category:
<http://lenovopress.com/storage/switches/rack>

Rack cabinets

The following table lists the rack cabinets that are offered by Lenovo that can be used in System x3250 M6 solutions.

Table 38. Rack cabinets

Description	Part number
11U Rack Office Enablement Kit	201886X
25U S2 Standard Rack	93072RX
25U Static S2 Standard Rack	93072PX
42U S2 Standard Rack	93074RX
42U 1100mm Enterprise V2 Dynamic Rack	93634PX
42U 1100mm Enterprise V2 Dynamic Expansion Rack	93634EX
42U 1200mm Deep Dynamic Rack	93604PX
42U 1200mm Deep Static Rack	93614PX
42U Enterprise Rack	93084PX
42U Enterprise Expansion Rack	93084EX

For more information, see the list of Product Guides in the Rack cabinets category:
<http://lenovopress.com/servers/options/racks>

KVM switches and consoles

The following table lists the KVM switches and consoles that are offered by Lenovo that can be used in System x3250 M6 solutions.

Table 39. KVM switch and console options

Description	Part number
Consoles	
1U 18.5" Standard Console (without keyboard)	17238BX
Console keyboards	
Keyboard w/ Int. Pointing Device USB - US Eng 103P RoHS v2	46W6712
Keyboard w/ Int. Pointing Device USB - Arabic 253 RoHS v2	46W6713
Keyboard w/ Int. Pointing Device USB - Belg/UK 120 RoHS v2	46W6714
Keyboard w/ Int. Pointing Device USB - Chinese/US 467 RoHS v2	46W6715
Keyboard w/ Int. Pointing Device USB - Czech 489 RoHS v2	46W6716
Keyboard w/ Int. Pointing Device USB - Danish 159 RoHS v2	46W6717
Keyboard w/ Int. Pointing Device USB - Dutch 143 RoHS v2	46W6718
Keyboard w/ Int. Pointing Device USB - French 189 RoHS v2	46W6719
Keyboard w/ Int. Pointing Device USB - Fr/Canada 445 RoHS v2	46W6720
Keyboard w/ Int. Pointing Device USB - German 129 RoHS v2	46W6721
Keyboard w/ Int. Pointing Device USB - Greek 219 RoHS v2	46W6722
Keyboard w/ Int. Pointing Device USB - Hebrew 212 RoHS v2	46W6723
Keyboard w/ Int. Pointing Device USB - Hungarian 208 RoHS v2	46W6724
Keyboard w/ Int. Pointing Device USB - Italian 141 RoHS v2	46W6725

Description	Part number
Keyboard w/ Int. Pointing Device USB - Japanese 194 RoHS v2	46W6726
Keyboard w/ Int. Pointing Device USB - Korean 413 RoHS v2	46W6727
Keyboard w/ Int. Pointing Device USB - LA Span 171 RoHS v2	46W6728
Keyboard w/ Int. Pointing Device USB - Norwegian 155 RoHS v2	46W6729
Keyboard w/ Int. Pointing Device USB - Polish 214 RoHS v2	46W6730
Keyboard w/ Int. Pointing Device USB - Portugese 163 RoHS v2	46W6731
Keyboard w/ Int. Pointing Device USB - Russian 441 RoHS v2	46W6732
Keyboard w/ Int. Pointing Device USB - Slovak 245 RoHS v2	46W6733
Keyboard w/ Int. Pointing Device USB - Spanish 172 RoHS v2	46W6734
Keyboard w/ Int. Pointing Device USB - Swed/Finn 153 RoHS v2	46W6735
Keyboard w/ Int. Pointing Device USB - Swiss F/G 150 RoHS v2	46W6736
Keyboard w/ Int. Pointing Device USB - Thai 191 RoHS v2	46W6737
Keyboard w/ Int. Pointing Device USB - Turkish 179 RoHS v2	46W6738
Keyboard w/ Int. Pointing Device USB - UK Eng 166 RoHS v2	46W6739
Keyboard w/ Int. Pointing Device USB - US Euro 103P RoHS v2	46W6740
Keyboard w/ Int. Pointing Device USB - Slovenian 234 RoHS v2	46W6741
Console switches	
Global 4x2x32 Console Manager (GCM32)	1754D2X
Global 2x2x16 Console Manager (GCM16)	1754D1X
Local 2x16 Console Manager (LCM16)	1754A2X
Local 1x8 Console Manager (LCM8)	1754A1X
Console cables	
Single Cable USB Conversion Option (UCO)	43V6147
USB Conversion Option (4 Pack UCO)	39M2895
Virtual Media Conversion Option Gen2 (VCO2)	46M5383
Serial Conversion Option (SCO)	46M5382

For more information, see the list of Product Guides in the KVM Switches and Consoles category:
<http://lenovopress.com/servers/options/kvm>

Power distribution units

The following table lists the power distribution units (PDUs) that are offered by Lenovo that can be used in System x3250 M6 solutions.

Table 40. Power distribution units

Description	Part number
0U Basic PDUs	
0U 12 C19/12 C13 32A 3 Phase PDU with IEC 309 3P+N+Gnd line cord	46M4143
Switched and Monitored PDUs	
1U 9 C19/3 C13 Switched and Monitored DPI PDU (without line cord)	46M4002
1U 9 C19/3 C13 Switched and Monitored 60A 3 Phase PDU with IEC 309 3P+Gnd line cord	46M4003
1U 12 C13 Switched and Monitored DPI PDU (without line cord)	46M4004
1U 12 C13 Switched and Monitored 60A 3 Phase PDU with IEC 309 3P+Gnd line cord	46M4005
0U 24 C13 Switched and Monitored 30A PDU with NEMA L6-30P line cord	46M4116
0U 12 C19/12 C13 Switched and Monitored 32A 3 Phase PDU with IEC 309 3P+N+Gnd cord	46M4137
0U 12 C19/12 C13 Switched and Monitored 50A 3 Phase PDU with CS8365L 3P+Gnd cord	46M4134
Ultra Density Enterprise PDUs (9x IEC 320 C13 + 3x IEC 320 C19 outlets)	
Ultra Density Enterprise C19/C13 PDU Module (without line cord)	71762NX
Ultra Density Enterprise C19/C13 PDU 60A/208V/3ph with IEC 309 3P+Gnd line cord	71763NU
C13 Enterprise PDUs (12x IEC 320 C13 outlets)	
DPI C13 Enterprise PDU+ (without line cord)	39M2816
DPI Single Phase C13 Enterprise PDU (without line cord)	39Y8941
C19 Enterprise PDUs (6x IEC 320 C19 outlets)	
DPI Single Phase C19 Enterprise PDU (without line cord)	39Y8948
DPI 60A 3 Phase C19 Enterprise PDU with IEC 309 3P+G (208 V) fixed line cord	39Y8923
Front-end PDUs (3x IEC 320 C19 outlets)	
DPI 30amp/125V Front-end PDU with NEMA L5-30P line cord	39Y8938
DPI 30amp/250V Front-end PDU with NEMA L6-30P line cord	39Y8939
DPI 32amp/250V Front-end PDU with IEC 309 2P+Gnd line cord	39Y8934
DPI 60amp/250V Front-end PDU with IEC 309 2P+Gnd line cord	39Y8940
DPI 63amp/250V Front-end PDU with IEC 309 2P+Gnd line cord	39Y8935
Universal PDUs (7x IEC 320 C13 outlets)	
DPI Universal 7 C13 PDU (with 2 m IEC 320-C19 to C20 rack power cord)	00YE443
DPI Universal Rack PDU with US LV and HV line cords	39Y8951
DPI Universal Rack PDU with CEE7-VII Europe line cord	39Y8952
DPI Universal Rack PDU with Denmark line cord	39Y8953
DPI Universal Rack PDU with Israel line cord	39Y8954
DPI Universal Rack PDU with Italy line cord	39Y8955
DPI Universal Rack PDU with South Africa line cord	39Y8956
DPI Universal Rack PDU with UK line cord	39Y8957
DPI Universal Rack PDU with AS/NZ line cord	39Y8958
DPI Universal Rack PDU with China line cord	39Y8959

Description	Part number
DPI Universal Rack PDU (Argentina)	39Y8962
DPI Universal Rack PDU (Brazil)	39Y8960
DPI Universal Rack PDU (India)	39Y8961
NEMA PDUs (6x NEMA 5-15R outlets)	
DPI 100-127V PDU with Fixed NEMA L5-15P line cord	39Y8905
Line cords for PDUs that ship without a line cord	
DPI 32a Line Cord (IEC 309 3P+N+G)	40K9611
DPI 32a Line Cord (IEC 309 P+N+G)	40K9612
DPI 63a Cord (IEC 309 P+N+G)	40K9613
DPI 30a Line Cord (NEMA L6-30P)	40K9614
DPI 60a Cord (IEC 309 2P+G)	40K9615
DPI Australian/NZ 3112 Line Cord	40K9617

For more information, see the list of Product Guides in the Power infrastructure category:
<http://lenovopress.com/servers/options/pdu>

Uninterruptible power supply units

The following table lists the uninterruptible power supply (UPS) units that are offered by Lenovo that can be used in System x3250 M6 solutions.

Table 41. Uninterruptible power supply units

Description	Part number
RT1.5kVA 2U Rack or Tower UPS (100-125VAC)	55941AX
RT1.5kVA 2U Rack or Tower UPS (200-240VAC)	55941KX
RT2.2kVA 2U Rack or Tower UPS (100-125VAC)	55942AX
RT2.2kVA 2U Rack or Tower UPS (200-240VAC)	55942KX
RT3kVA 2U Rack or Tower UPS (100-125VAC)	55943AX
RT3kVA 2U Rack or Tower UPS (200-240VAC)	55943KX
RT5kVA 3U Rack or Tower UPS (200-240VAC)	55945KX
RT6kVA 3U Rack or Tower UPS (200-240VAC)	55946KX
RT8kVA 6U Rack or Tower UPS (200-240VAC)	55948KX
RT11kVA 6U Rack or Tower UPS (200-240VAC)	55949KX
RT8kVA 6U 3:1 Phase Rack or Tower UPS (380-415VAC)	55948PX
RT11kVA 6U 3:1 Phase Rack or Tower UPS (380-415VAC)	55949PX

For more information, see the list of Product Guides in the Power infrastructure category:
<http://lenovopress.com/servers/options/ups>

Lenovo Financial Services

Lenovo Financial Services reinforces Lenovo's commitment to deliver pioneering products and services that are recognized for their quality, excellence, and trustworthiness. Lenovo Financial Services offers financing solutions and services that complement your technology solution anywhere in the world.

We are dedicated to delivering a positive finance experience for customers like you who want to maximize your purchase power by obtaining the technology you need today, protect against technology obsolescence, and preserve your capital for other uses.

We work with businesses, non-profit organizations, governments and educational institutions to finance their entire technology solution. We focus on making it easy to do business with us. Our highly experienced team of finance professionals operates in a work culture that emphasizes the importance of providing outstanding customer service. Our systems, processes and flexible policies support our goal of providing customers with a positive experience.

We finance your entire solution. Unlike others, we allow you to bundle everything you need from hardware and software to service contracts, installation costs, training fees, and sales tax. If you decide weeks or months later to add to your solution, we can consolidate everything into a single invoice.

Our Premier Client services provide large accounts with special handling services to ensure these complex transactions are serviced properly. As a premier client, you have a dedicated finance specialist who manages your account through its life, from first invoice through asset return or purchase. This specialist develops an in-depth understanding of your invoice and payment requirements. For you, this dedication provides a high-quality, easy, and positive financing experience.

For your region specific offers please ask your Lenovo sales representative or your technology provider about the use of Lenovo Financial Services. For more information, see the following Lenovo website: <http://www.lenovofs.com>

Related publications and links

For more information, see these resources:

- Lenovo servers product page
<http://www.lenovo.com/systems/servers>
- Lenovo Hardware Configurator:
<http://lesc.lenovo.com>
- ServerProven hardware compatibility page for the System x3250 M6
<http://www.lenovo.com/us/en/serverproven/xseries/3943.shtml>
<http://www.lenovo.com/us/en/serverproven/xseries/3633.shtml>
- *xREF: System x Reference*
<http://lenovopress.com/xref>
- System x3250 M6 documentation
<http://support.lenovo.com/us/en/products/Servers/Lenovo-x86-servers/Lenovo-System-x3250-M6?tabName=Documentation>
- Lenovo Support - System x3250 M6
<http://support.lenovo.com/us/en/products/Servers/Lenovo-x86-servers/Lenovo-System-x3250-M6>

Related product families

Product families related to this document are the following:

- [1-Socket Rack Servers](#)

Notices

Lenovo may not offer the products, services, or features discussed in this document in all countries. Consult your local Lenovo representative for information on the products and services currently available in your area. Any reference to a Lenovo product, program, or service is not intended to state or imply that only that Lenovo product, program, or service may be used. Any functionally equivalent product, program, or service that does not infringe any Lenovo intellectual property right may be used instead. However, it is the user's responsibility to evaluate and verify the operation of any other product, program, or service. Lenovo may have patents or pending patent applications covering subject matter described in this document. The furnishing of this document does not give you any license to these patents. You can send license inquiries, in writing, to:

Lenovo (United States), Inc.
1009 Think Place - Building One
Morrisville, NC 27560
U.S.A.
Attention: Lenovo Director of Licensing

LENOVO PROVIDES THIS PUBLICATION "AS IS" WITHOUT WARRANTY OF ANY KIND, EITHER EXPRESS OR IMPLIED, INCLUDING, BUT NOT LIMITED TO, THE IMPLIED WARRANTIES OF NON-INFRINGEMENT, MERCHANTABILITY OR FITNESS FOR A PARTICULAR PURPOSE. Some jurisdictions do not allow disclaimer of express or implied warranties in certain transactions, therefore, this statement may not apply to you.

This information could include technical inaccuracies or typographical errors. Changes are periodically made to the information herein; these changes will be incorporated in new editions of the publication. Lenovo may make improvements and/or changes in the product(s) and/or the program(s) described in this publication at any time without notice.

The products described in this document are not intended for use in implantation or other life support applications where malfunction may result in injury or death to persons. The information contained in this document does not affect or change Lenovo product specifications or warranties. Nothing in this document shall operate as an express or implied license or indemnity under the intellectual property rights of Lenovo or third parties. All information contained in this document was obtained in specific environments and is presented as an illustration. The result obtained in other operating environments may vary. Lenovo may use or distribute any of the information you supply in any way it believes appropriate without incurring any obligation to you.

Any references in this publication to non-Lenovo Web sites are provided for convenience only and do not in any manner serve as an endorsement of those Web sites. The materials at those Web sites are not part of the materials for this Lenovo product, and use of those Web sites is at your own risk. Any performance data contained herein was determined in a controlled environment. Therefore, the result obtained in other operating environments may vary significantly. Some measurements may have been made on development-level systems and there is no guarantee that these measurements will be the same on generally available systems. Furthermore, some measurements may have been estimated through extrapolation. Actual results may vary. Users of this document should verify the applicable data for their specific environment.

© Copyright Lenovo 2016. All rights reserved.

This document, LP0096, was created or updated on May 10, 2016.

Send us your comments in one of the following ways:

- Use the online Contact us review form found at:
<http://lenovopress.com/LP0096>
- Send your comments in an e-mail to:
comments@lenovopress.com

This document is available online at <http://lenovopress.com/LP0096>.

Trademarks

Lenovo, the Lenovo logo, and For Those Who Do are trademarks or registered trademarks of Lenovo in the United States, other countries, or both. A current list of Lenovo trademarks is available on the Web at <http://www.lenovo.com/legal/copytrade.html>.

The following terms are trademarks of Lenovo in the United States, other countries, or both:

Lenovo®
Lenovo Services™
Lenovo XClarity™
TopSeller™
ServerProven®
System x®
Dynamic System Analysis™
Flex System™
RackSwitch™
ServeRAID™
ServerGuide™
ToolsCenter™
UpdateXpress System Packs™

The following terms are trademarks of other companies:

Intel®, Celeron®, Pentium®, and Intel Xeon® are trademarks or registered trademarks of Intel Corporation or its subsidiaries in the United States and other countries.

Linux® is a trademark of Linus Torvalds in the United States, other countries, or both.

Microsoft® and Windows® are trademarks of Microsoft Corporation in the United States, other countries, or both.

Other company, product, or service names may be trademarks or service marks of others.