



## Lenovo ThinkSystem DB620S 32Gb FC SAN Switch Product Guide

The Lenovo ThinkSystem DB620S FC SAN Switch provides exceptional price/performance value by delivering market-leading 32 Gb Gen 6 Fibre Channel technology and combining flexibility, simplicity, and enterprise-class functionality that supports highly virtualized environments to meet the demands of hyper-scale, private cloud storage, and growing flash-based storage environments.

Designed to enable maximum flexibility and reliability, the ThinkSystem DB620S is a compact, 1U rack-mount FC switch that offers low-cost access to industry-leading Storage Area Network (SAN) technology while providing “pay-as-you-grow” scalability to meet the needs of an evolving storage environment.

The DB620S FC SAN Switch offers 48x SFP+ ports that support 4/8/10/16/32 Gbps speeds and 4x QSFP+ ports that supports 128 Gbps (4x 32 Gbps) or 4x 4/8/16 Gbps speeds. The DB620S FC SAN switch provides easy integration into the existing SAN environments while realizing the benefits of Gen 6 Fibre Channel connectivity, and the switch offers a rich set of standard software features with the options to expand its capabilities as needed.

The DB620S FC SAN Switch features the EZSwitch Setup wizard and can be configured in Access Gateway Mode to simplify deployment. The switch provides full non-blocking performance with Ports On Demand scalability to support SAN expansion and enable long-term investment protection.

The following figure shows the Lenovo ThinkSystem DB620S 32Gb FC SAN Switch.



Figure 1. Lenovo ThinkSystem DB620S 32Gb FC SAN Switch

### Did you know?

The DB620S FC SAN Switch leverages storage connectivity technologies from Brocade, a leader in Fibre Channel networking.

The DB620S FC SAN Switch offers dual functionality as either a full-fabric SAN switch or as an N\_Port ID Virtualization (NPIV)-enabled Access Gateway that simplifies server connectivity.

Fabric Vision technology, an extension of Gen 6 Fibre Channel, provides unprecedented insight and visibility across the SAN with powerful built-in monitoring, management, and diagnostic tools.

With Lenovo FC SAN Switch offerings, Lenovo can be your trusted partner that offers "one stop shop" and single point of contact for delivery of leading edge technologies and innovations from Lenovo and other leading IT vendors. These offerings can satisfy the wide range of your end-to-end IT infrastructure needs, including end-user devices, servers, storage, networking, services, management software, and financing.

## Key features

The ThinkSystem DB620S FC SAN Switch offers the following features and benefits:

- Provides high scalability in an ultra-dense, 1U switch with 48 SFP+ ports and 4 QSFP+ ports (each QSFP+ port has 4x 32 Gb FC links for 128 Gb FC connectivity between the DB620S FC SAN switches or 4x 4/8/16 Gb FC connectivity to Gen 5 devices) to support high-density server virtualization, cloud architectures, and flash-based storage environments.
- Increases performance for demanding workloads with support for 128 Gbps (4x 32 Gbps) and 32 Gbps FC links.
- Simplifies configuration and management with easy-to-use EZSwitch Setup.
- Enables “pay-as-you-grow” scalability from single-switch fabric to full-fabric enterprise capabilities with Ports On Demand scalability.
- Optimizes fabric behavior and ensure sufficient bandwidth for mission-critical applications with advanced traffic management capabilities and adaptive networking.
- Provides proactive, non-intrusive, real-time monitoring and alerting of VM health and performance with VM Insight through integrated network sensors.
- Offers dual functionality as either a full-fabric SAN switch or as an NPIV-enabled Access Gateway (requires 48 SFP+ ports be licensed) that enhances fabric scalability and simplifies management.
- Protects existing device investments with auto-sensing 4, 8, 16, and 32 Gbit/sec capabilities and native operation with Brocade fabrics.
- Runs Fabric OS, which delivers distributed intelligence throughout the network and enables a wide range of value-added features.
- Leverages Fabric Vision technology’s powerful monitoring, management, and diagnostic tools to simplify administration, increase uptime, and reduce costs.
- Supplies a rich set of standard features at no extra cost, including fabric services, advanced zoning, adaptive networking, full fabric and access gateway operations, integrated 10 Gb FC, and diagnostic tools.
- Expands fabric capabilities with optional licensed functions, including trunking, advanced monitoring and alerting, long-distance fabrics, and FC-FC routing.
- Compresses in-flight data on up to four ports for more efficient link utilization.
- Virtualizes physical FC SAN switches and fabrics into logical entities for better flexibility, utilization, management, and efficiency.
- Allows organizations to seamlessly integrate Gen 6 Fibre Channel networks with the next generation of flash storage – NVMe over Fibre Channel – by being NVMe-ready, without a disruptive rip and replace, to achieve faster application response times and harness the performance of solid state drives for better scalability across virtual data centers with flash storage.
- Maximizes resiliency with redundant hot-swap power supplies.
- Accelerates troubleshooting with built-in advanced diagnostics tools featuring ClearLink Diagnostics with D\_Ports and select adapters from QLogic and Emulex, which helps ensure optical and signal integrity for 16 Gb and 32 Gb Fibre Channel optics and cables.

## Components and connectors

The following figure shows the port-side view of the DB620S FC SAN Switch.

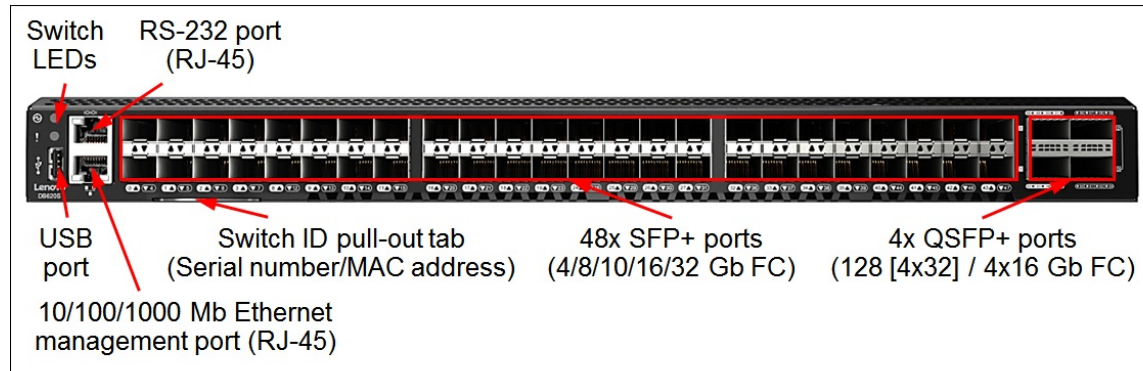


Figure 2. DB620S FC SAN Switch port-side view

The following figure shows the non-port side view of the DB620S FC SAN Switch.

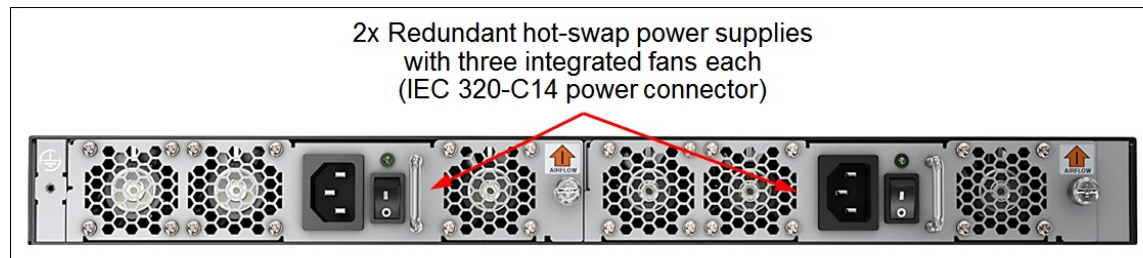


Figure 3. DB620S FC SAN Switch non-port-side view

## System specifications

The following table lists the ThinkSystem DB620S system specifications.

Table 1. System specifications

Component	Specification
Form factor	Standalone or 1U rack mount (Machine Type 6415)
Ports	<ul style="list-style-type: none"> <li>• 48x SFP+ ports:                             <ul style="list-style-type: none"> <li>◦ Model HC1: 24 ports activated and 24x 32 Gb FC SWL SFP+ transceivers included; up to two optional 12-port activation license packs or bundles (12-port license pack and 12x 32 Gb FC SWL SFP+ transceivers).</li> <li>◦ Model HC2: 48 ports activated and 48x 32 Gb FC SWL SFP+ transceivers included.</li> </ul> </li> <li>• 4x QSFP+ ports (require an optional activation license).</li> </ul>
Media types	<ul style="list-style-type: none"> <li>• 128 Gb (4x 32 Gb) FC QSFP+ transceivers: short wavelength (SWL).</li> <li>• 4x 16 Gb FC QSFP+ transceivers: SWL.</li> <li>• 32 Gb FC SFP+ transceivers: SWL, long wavelength (LWL).</li> <li>• 16 Gb FC SFP+ transceivers: SWL, LWL, extended long wavelength (ELWL).</li> <li>• 10 Gb FC SFP+ transceivers: SWL, LWL.</li> </ul>

Component	Specification
Port speeds	<ul style="list-style-type: none"> <li>• 128 Gb (4x 32 Gb) FC QSFP+ transceivers: 128 Gbps parallel FC or 4x 32 Gbps.</li> <li>• 4x 16 Gb FC QSFP+ transceivers: 4x 16/8/4 Gbps auto-sensing.</li> <li>• 32 Gb FC SFP+ transceivers: 32/16/8 Gbps auto-sensing.</li> <li>• 16 Gb FC SFP+ transceivers: 16/8/4 Gbps auto-sensing.</li> <li>• 10 Gb FC SFP+ transceivers: 10 Gbps fixed.</li> </ul>
FC port types	<ul style="list-style-type: none"> <li>• Full Fabric mode: F_Port, M_Port (Mirror Port), E_Port, EX_Port (Requires an optional Integrated Routing License), D_Port (Diagnostic Port).</li> <li>• Access Gateway mode: F_Port and NPIV-enabled N_Port.</li> </ul>
Data traffic types	Unicast (Class 2 and Class 3), multicast (Class 3 only), broadcast (Class 3 only).
Classes of service	Class 2, Class 3, Class F (inter-switch frames).
Standard software	Full Fabric mode, Access Gateway, Advanced Zoning, Fabric Services, 10 Gb FC, Adaptive Networking, Advanced Diagnostic Tools, Virtual Fabrics, In-flight Compression.
Optional software	Enterprise Bundle (ISL Trunking, Fabric Vision, Extended Fabric) or Mainframe Enterprise Bundle (ISL Trunking, Fabric Vision, Extended Fabric, FICON CUP), Integrated Routing.
Performance	Non-blocking architecture with wire-speed forwarding of traffic: <ul style="list-style-type: none"> <li>• 4GFC: 4.25 Gbit/sec line speed, full duplex</li> <li>• 8GFC: 8.5 Gbit/sec line speed, full duplex</li> <li>• 10GFC: 10.51875 Gbit/sec line speed, full duplex</li> <li>• 16GFC: 14.025 Gbit/sec line speed, full duplex</li> <li>• 32GFC: 28.05 Gbit/sec line speed, full duplex</li> <li>• 128GFCp: 4x 28.05 Gbit/sec line speed, full duplex</li> <li>• Aggregated throughput: 2 Tbps</li> <li>• Up to 0.9 <math>\mu</math>s local switching latency (1 <math>\mu</math>s per node with compression)</li> </ul>
Scalability	<ul style="list-style-type: none"> <li>• Maximum number of switches in the fabric: 239</li> <li>• Maximum frame size: 2,112-byte payload</li> <li>• Maximum number of frame buffers per switch: 15,360</li> <li>• Maximum number of ports per ISL trunk: 8x SFP+ or 2x QSFP+ (ISL Trunking license is included in the Enterprise or Mainframe Enterprise bundle)</li> </ul>
Cooling	Three fans built into each power supply; 3+3 cooling redundancy with two power supplies. Non-port to port side airflow.
Power supply	Two redundant hot-swap 250 W AC (100 - 240 V) power supplies (IEC 320-C14 connector).
Hot-swap parts	SFP+/QSFP+ transceivers, power supplies with fans.
Management ports	One 10/100/1000 Mb Ethernet port (UTP, RJ-45); one RS-232 port (RJ-45); one USB port (for additional firmware/log/configuration files storage).
Management interfaces	EZSwitch Setup; Web-based GUI (Web Tools); Command Line Interface (CLI); SMI-S; SNMP; REST API. Optional Brocade Network Advisor.
Security features	Secure Socket Layer (SSL); Secure Shell (SSH); Secure Copy (SCP); Secure FTP (SFTP); user level security, Role-based Access Control (RBAC); LDAP, RADIUS, and TACACS+ authentication; access control lists (ACLs); IP security (IPsec)
Hardware warranty	One-year customer-replaceable unit limited warranty with 9x5 next business day parts delivered. Optional warranty service upgrades are available through Lenovo: on-site coverage (technician installed parts), 24x7 coverage, 4-hour response time, up to 5 years of warranty coverage, 1-year or 2-year warranty extensions, Remote Technical Support, hardware installation services.
Software maintenance	Three-year software support and subscription license is included. Optional 1-year and 2-year software support extension licenses are available through Lenovo.
Dimensions	Height: 44 mm (1.7 in.); width: 440 mm (17.3 in.); depth: 356 mm (14.0 in.)
Weight	Empty: 7.7 kg (17.0 lb); Fully configured: 8.5 kg (18.8 lb).

## Models

The following table lists the ThinkSystem DB620S FC SAN Switch models.

Table 2. ThinkSystem DB620S FC SAN Switch models

Description	Part number	Machine Type-Model	Feature code
Lenovo ThinkSystem DB620S, 24 ports activated, 24x 32Gb SWL SFPs+, Reverse Airflow, 2x Power Supplies, Rail Kit	6415G11	6415-HC1	AVG2
Lenovo ThinkSystem DB620S, 48 ports activated, 48x 32Gb SWL SFPs+, Reverse Airflow, 2x Power Supplies, Rail Kit, Enterprise SW Bundle	6415G2A	6415-HC2	AVG3

The DB620S FC SAN Switch part numbers include the following items:

- One FC SAN Switch
  - Model HC1: With 24 ports activated and 24x 32 Gb FC SWL SFP+ transceivers included
  - Model HC2: With 48 ports activated and 48x 32 Gb FC SWL SFP+ transceivers included
- Serial cable (DB-9/RJ-45 to RJ-45)
- Rubber feet for setting up the switch as a standalone unit
- Fixed rack mount kit
- EZSwitch Setup web pointer card
- Online Documentation web pointer card
- Network Advisor web pointer card

**Note:** The switch comes standard without power cords; two power cables must be purchased together with the switch (see [Power supplies and cables](#) for details).

## Port activation licenses

The DB620S FC SAN Switch model HC1 comes standard with 24 licensed ports and with 24x 32 Gb FC SWL SFP+ Transceivers. The remaining 24 SFP+ unlicensed ports can be activated by purchasing and installing the Ports on Demand (POD) software licenses that are available with or without SFP+ transceivers in 12-port increments. The DB620S FC SAN Switch model HC2 comes standard with 48 licensed ports and with 48x 32 Gb FC SWL SFP+ Transceivers.

Four QSFP+ unlicensed ports on the DB620S FC SAN Switch (both models HC1 and HC2) can be activated by purchasing and installing the POD software license that is available with or without QSFP+ transceivers.

The following table lists additional POD options for the DB620S FC SAN Switch.

Table 3. POD options

Description	Part number	Feature code	Maximum quantity supported
SFP+ POD options for the DB620S Model HC1			
Lenovo DB620S 12-Port SW License (w/ 12x 32 Gbps SWL SFP+ transceivers)	01KN760	AVG4	2
Lenovo DB620S 12-Port SW License (no transceivers)	01KN764	AVJG	2
QSFP+ POD options for the DB620S Models HC1 and HC2			
Lenovo DB620S QSFP+ Port SW License (w/ 4x 128 Gbps SWL QSFP+ transceivers)	01KN762	AVG5	1
Lenovo DB620S QSFP+ Port SW License (no transceivers)	01KN767	AVG6	1

## Transceivers and cables

With the flexibility of the DB620S FC SAN Switch, customers can choose the following connectivity technologies:

- For 128 Gb (4x 32 Gb) FC links on QSFP+ ports for connectivity between the DB620S FC SAN Switches, customers can use 128 Gb FC QSFP+ SWL optical transceivers for distances up to 100 meters on 50  $\mu$  OM4 multimode fiber optic cables (4x 32 Gb FC links per QSFP+ port can be configured as 128 Gbps parallel FC [round robin 66-bit block distribution across four lanes] or in a 128 Gbps ISL trunk group).
- For 32 Gb FC links on SFP+ ports, customers can use 32 Gb FC SFP+ SWL optical transceivers for distances up to 100 meters on 50  $\mu$  OM4 multimode fiber optic cables. For longer distances, the 32 Gb FC LWL SFP+ optical transceivers can support up to 10 kilometers on single-mode fiber optic cables. These transceivers can operate at 32 Gbps, 16 Gbps, or 8 Gbps speeds.
- For 16 Gb FC links on SFP+ ports, customers can use 16 Gb FC SFP+ SWL optical transceivers for distances up to 125 meters on 50  $\mu$  OM4 multimode fiber optic cables. For longer distances, the 16 Gb FC LWL SFP+ optical transceivers can support up to 10 kilometers on single-mode fiber optic cables. For extended distances, the 16 Gb FC ELWL SFP+ optical transceivers can support up to 25 kilometers on single-mode fiber optic cables. These transceivers can operate at 16 Gbps, 8 Gbps, or 4 Gbps speeds.
- For 16 Gb FC links on QSFP+ ports, customers can use 4x 16 Gb FC QSFP+ SWL optical transceivers for distances up to 100 meters on 50  $\mu$  OM4 multimode fiber optic MPO-4xLC breakout cables for connectivity to other FC SAN switches or routers (E\_Port or EX\_Port) using four independent 16 Gb FC links per QSFP+ port (no ISL trunking).
- For 10 Gb FC links on SFP+ ports, customers can use 10 Gb FC SFP+ SWL transceivers for distances up to 550 meters on 50  $\mu$  OM4 multimode fiber optic cables, or 10 Gb FC SFP+ LWL transceivers for distances up to 10 km on single-mode fiber optic cables. 10 Gb FC operations allow metro connectivity by directly utilizing a fiber optic cable between sites or by creating multiple channels on an optical cable between sites, utilizing Wave Division Multiplexing (WDM) technology (the Extended Fabric feature is NOT required for long distance 10 Gb FC connectivity).

The DB620S FC SAN Switch comes with 24x (Model HC1) or 48x (Model HC2) 32 Gb FC SWL SFP+ transceivers. Additional SWL, LWL, and ELWL SFP+ and SWL and LWL QSFP+ transceivers can be ordered for the switch, if needed.

The following table lists the supported SFP+ and QSFP+ options and optical cables.

Table 4. SFP+ and QSFP+ transceivers and optical cables

Description	Part number	Feature code	Maximum quantity supported
<b>QSFP+ transceivers</b>			
Brocade 128Gb (4x32Gb) SWL QSFP+ Transceiver	01KN801	AVGG	4
Brocade 4x16Gb FC-Compliant SWL QSFP+ Transceiver	01KN805	AVGH	4
<b>32 Gb FC SFP+ transceivers</b>			
Brocade 32Gb SWL SFP+ Transceiver	01KN789	AVGC	48
Brocade 32Gb SWL SFP+ Transceiver (8-pack)	01KN793	AVGD	6
Brocade 32Gb LWL SFP+ Transceiver	01KN795	AVGE	48
Brocade 32Gb LWL SFP+ Transceiver (8-pack)	01KN799	AVGF	6
<b>16 Gb FC SFP+ transceivers</b>			
Brocade 16Gb SWL SFP+ Optical Transceiver	88Y6393	A22R	48
Brocade 16Gb 10km LWL SFP+ Transceiver	00MY768	ASK2	48
Brocade 16Gb 25km ELWL SFP+ Transceiver	00MY770	ASK3	48*
<b>10 Gb FC SFP+ transceivers</b>			
Brocade 10Gb FC SWL SFP+ Transceiver	00YH933	ATSY	48
Brocade 10Gb FC LWL SFP+ Transceiver	00YH929	ATSX	48
<b>Optical cables for 16 Gb and 32 Gb FC SW SFP+ transceivers</b>			
Lenovo 0.5m LC-LC OM3 MMF Cable	00MN499	ASR5	48
Lenovo 1m LC-LC OM3 MMF Cable	00MN502	ASR6	48
Lenovo 3m LC-LC OM3 MMF Cable	00MN505	ASR7	48
Lenovo 5m LC-LC OM3 MMF Cable	00MN508	ASR8	48
Lenovo 10m LC-LC OM3 MMF Cable	00MN511	ASR9	48
Lenovo 15m LC-LC OM3 MMF Cable	00MN514	ASRA	48
Lenovo 25m LC-LC OM3 MMF Cable	00MN517	ASRB	48
Lenovo 30m LC-LC OM3 MMF Cable	00MN520	ASRC	48

\* When using ELW SFP+ transceivers over distances over 10 km, the Extended Fabric feature that is available in the Enterprise or Mainframe Enterprise Bundle is required on a SAN switch to drive the maximum bandwidth over the extended links.

The following table lists the cabling requirements for the switch.

Table 5. DB620S FC SAN Switch cabling requirements

Transceiver	Standard	Cable	Connector
<b>128 Gb (4x 32 Gb) Fibre Channel</b>			
128 Gb (4x 32 Gb) FC SWL QSFP+ (01KN801)	FC-PI-6P FC-PI-6	850 nm 50 $\mu$ multi-mode fiber optic cable: <ul style="list-style-type: none"> <li>128GFCp: Up to 100 m (OM4) or up to 70 m (OM3)</li> <li>32GFC: Up to 100 m (OM4) or up to 70 m (OM3)</li> </ul>	MPO
<b>32 Gb Fibre Channel</b>			
32 Gb FC SWL SFP+ (01KN789, 01KN793)	FC-PI-6	Up to 30 m with fiber optic cables supplied by Lenovo (see Table 4).  850 nm 50 $\mu$ multi-mode fiber optic cable: <ul style="list-style-type: none"> <li>32GFC: Up to 100 m (OM4) or up to 70 m (OM3)</li> <li>16GFC: Up to 125 m (OM4) or up to 100 m (OM3)</li> <li>8GFC: Up to 190 m (OM4) or up to 150 m (OM3)</li> </ul>	LC
32 Gb FC LWL SFP+ (01KN795, 01KN799)	FC-PI-6	1310 nm 9 $\mu$ single-mode fiber optic cable: <ul style="list-style-type: none"> <li>32GFC, 16GFC, 8GFC: Up to 10 km</li> </ul>	LC
<b>16 Gb Fibre Channel</b>			
16 Gb FC SWL SFP+ (88Y6393)	FC-PI-5	Up to 30 m with fiber optic cables supplied by Lenovo (see Table 4).  850 nm 50 $\mu$ multi-mode fiber optic cable: <ul style="list-style-type: none"> <li>16GFC: Up to 125 m (OM4) or up to 100 m (OM3)</li> <li>8GFC: Up to 190 m (OM4) or up to 150 m (OM3)</li> <li>4GFC: Up to 400 m (OM4) or up to 380 m (OM3)</li> </ul>	LC
4x 16 Gb FC SWL QSFP+ (01KN805)	FC-PI-5	850 nm 50 $\mu$ multi-mode fiber optic cable: <ul style="list-style-type: none"> <li>16GFC: Up to 100 m (OM4) or up to 66 m (OM3)</li> </ul>	MPO
16 Gb FC LWL SFP+ (00MY768)	FC-PI-5	1310 nm 9 $\mu$ single-mode fiber optic cable: <ul style="list-style-type: none"> <li>16GFC, 8GFC: Up to 10 km</li> <li>4GFC: Up to 30 km</li> </ul>	LC
16 Gb FC ELWL SFP+ (00MY770)	FC-PI-5	1310 nm 9 $\mu$ single-mode fiber optic cable: <ul style="list-style-type: none"> <li>16GFC: Up to 25 km</li> </ul>	LC
<b>10 Gb Fibre Channel</b>			
10 Gb FC SWL SFP+ (00YH933)	FC-10GFC	850 nm 50 $\mu$ multi-mode fiber optic cable: <ul style="list-style-type: none"> <li>10GFC: Up to 550 m (OM4) or up to 300 m (OM3)</li> </ul>	LC
10 Gb FC LWL SFP+ (00YH929)	FC-10GFC	1310 nm 9 $\mu$ single-mode fiber optic cable: <ul style="list-style-type: none"> <li>10GFC: Up to 10 km</li> </ul>	LC
<b>Management ports</b>			
10/100/1000 Mb Ethernet management port	1000BASE-T	UTP Category 5, 5E, and 6 up to 100 meters	RJ-45
Serial management port	RS-232	DB-9/RJ-45-to-RJ-45 console cable (comes with the switch)	RJ-45



## Software

The DB620S FC SAN Switch comes standard with the following software features (based on Fabric OS version 8.1):

- Advanced Fabric Services
  - Full Fabric mode: Enables high performance 16 Gb or 32 Gb switching in multi-switch fabric.
  - Advanced Zoning (default zoning, port/WWN zoning, broadcast zoning)
  - Dynamic fabric provisioning (DFP): Fabric-assigned port World Wide Names (FA-PWWNs).
  - Dynamic path selection (DPS): Distributes input traffic across multiple paths proportionally to the bandwidth of each path.
  - Dynamic load sharing (DLS): Distributes traffic across multiple equal paths between switches.
  - Fabric Shortest Path First (FSPF)
  - Buffer-to-Buffer (BB) credit flow control
  - Buffer credit recovery
  - Forward error correction (FEC)
  - Fabric Device Management Interface (FDMI)
  - Frame order delivery
  - Frame redirection
  - FC login services
  - Registered State Change Notification (RSCN)
  - Reliable Commit Service (RCS)
  - Simple Name Server (SNS)
  - Fibre Channel Authentication Protocol (FCAP) switch authentication
  - Management Server (MS): Assists in the auto-discovery of switch-based fabrics.
  - In-flight compression on up to 4 ports
  - Integrated 10Gb FC feature
- Adaptive Networking
  - Traffic isolation zoning (TIZ): Creates a dedicated path for traffic flowing from a specific set of source ports (F\_Ports).
  - Quality of Service (QoS): SID/DID pair traffic prioritization (high, medium, low).
- Virtualization
  - N\_Port ID virtualization (NPIV): Enables a single FC port to appear as multiple, distinct ports with separate port identification within the fabric.
  - Access Gateway: Leverages NPIV to connect to any fabric without adding switch domains to reduce management complexity.
  - Virtual Fabrics (Logical Switch, Logical Fabric): Allows SAN design and management at the granularity of a port.
- Management
  - IPv4 and IPv6 addressing
  - Firmware upload and download
  - Network Time Protocol (NTP) v3
  - EZ Switch Setup Wizard
  - Command line interface (CLI)
  - Web Tools
  - Brocade Network Advisor (purchased separately)
  - SNMPv1, SNMPv3, and MIBs
  - SMI-S compliant
  - Syslog

- Security
  - Local switch user accounts
  - LDAP, RADIUS, TACACS+ user authentication
  - Role-based access control (RBAC)
  - IP Security (IPsec)
  - IP filtering
  - HTTPS
  - Secure Copy (SCP)
  - Secure RPC
  - Secure FTP (SFTP)
  - Secure Shell (SSH) v2
  - Secure Sockets Layer (SSL)
  - Federal Information Processing Standards (FIPS) 140-2 L2-compliant
- Advanced Diagnostic Tools
  - Power-on self-test (POST)
  - Event logging
  - Environmental monitoring
  - FCping
  - Pathinfo (FC traceroute)
  - Non-disruptive daemon restart
  - Flow mirroring
  - RAS trace logging
  - ClearLink Diagnostics with Diagnostic Port (D\_Port)
  - SFP and cable health assessment
  - Power monitoring
  - Rolling Reboot Detection (RRD)

The following optional software features are available for the DB620S FC SAN Switch:

- Enterprise Bundle
  - ISL Trunking (TRK): Allows frame-based consolidation of up to 8 inter-switch links (ISLs) into fault-tolerant and load-balanced trunks with bandwidth of up to 256 Gbps.
  - Fabric Vision (FV)
    - Monitoring and Alerting Policy Suite (MAPS): Provides a policy-based, fabric-wide threshold monitoring and alerting tool.
    - Flow Vision: Allows to identify, monitor, and analyze specific application flows.
    - VM Insight: Allows to monitor health and performance of individual Virtual Machines (VMs) to quickly identify abnormal VM behavior and enable administrators to proactively facilitate troubleshooting and fault isolation, helping to ensure performance and operational stability.
  - Extended Fabric (EF): Extends Fibre Channel SANs beyond 10 km distance limitations for replication and backup at full bandwidth.
- Mainframe Enterprise Bundle: Includes all features of the Enterprise Bundle plus Control Unit Port (CUP). The Control Unit Port provides an in-band management interface that the FICON host (Mainframe) can use for managing and monitoring the FC SAN switch.
- Integrated Routing: The FC-FC routing service provides Fibre Channel routing between two or more fabrics without merging those fabrics.

The following table lists ordering information for the optional software features for the DB620S FC SAN Switch (one license per switch).

Table 6. Optional software features

Description	Part number	Feature code
Lenovo DB620S S/W, Integrated Routing	01KN776	AVG9
Lenovo DB620S S/W, Enterprise Bundle (TRK, FV, EF)	01KN774	AVG8
Lenovo DB620S S/W, Mainframe Enterprise Bundle (TRK, FV, EF, CUP)	01KN778	AVGA

**Note:** The Enterprise Bundle and Mainframe Enterprise are mutually exclusive, that is, either Enterprise Bundle or Mainframe Enterprise Bundle can be licensed on a switch, but not both.

Software subscription and maintenance is included with the DB620S FC SAN Switch and provides 3-year software support, including firmware downloads and fixes. Software subscription and maintenance can be extended up to 7 years in 1-year or 2-year increments.

The software maintenance extension options are listed in the following table.

Table 7. Software maintenance extension options

Description	Part number	Feature code
DB620S FC SAN FW Renewal, 1yr	4ZN7A08474	B0R2
DB620S FC SAN FW Renewal, 2yr	4ZN7A08475	B0R3

Lenovo offers optional Brocade Network Advisor, a fabric management application, to efficiently manage the network operations lifecycle, including monitoring, diagnostics, change management, and troubleshooting.

Lenovo offers the following Brocade Network Advisor editions:

- Brocade Network Advisor Professional Plus: A SAN management application designed for mid-sized SANs for managing up to 36 physical or virtual fabrics and up to 2,560 switch ports.
- Brocade Network Advisor Enterprise: A SAN management application designed for enterprise-class SANs for managing up to 100 physical or virtual fabrics and up to 15,000 switch ports.

Brocade Network Advisor supports a wide variety of Brocade SAN offerings, including Lenovo B300, B6505, B6510, DB610S, DB620S, DB400D, DB800D, FC5022, and more. For a complete list of supported products and edition features, refer to the Brocade Network Advisor Installation and Migration Guide: <http://www.brocade.com/en/support/document-library/dl-segment-products-os-detail-page.bna.product.html>

The following table lists ordering information for the optional Brocade Network Advisor management application.

Table 8. Brocade Network Advisor licenses

Description	Part number	Feature code
Brocade Network Advisor - SAN Professional Plus License	01KP108	AVK4
Brocade Network Advisor - SAN Enterprise License	01KP105	AVK3
Brocade Network Advisor - SAN Upgrade Prof. Plus to Enterprise Lic.	01KP111	AVK5

## Fibre Channel standards

The DB620S FC SAN Switch supports the following standards:

- 10GFC INCITS 364-2003 + Amendment 1
- FA FCMGMT-MIB
- FC-BB-2 INCITS 372-2003
- FC-BB-3 INCITS 414-2006
- FC-BB-4 INCITS 419-2008
- FC-BB-5 INCITS 462-2010 + Amendment 1
- FC-BB-6 INCITS 509-2014
- FC-DA INCITS TR-36-2004
- FC-DA-2 INCITS TR-49-2012
- FC-FS INCITS 373-2003
- FC-FS-2 ANSI/INCITS 424-2006
- FC-FS-3 INCITS 470-2011
- FC-FS-4 INCITS 488 rev 1.41
- FC-GS-4 ANSI INCITS 387-2004
- FC-GS-5 ANSI INCITS 427-2007
- FC-GS-6 INCITS 463-2010
- FC-GS-7 INCITS 510
- FC-GS-8 INCITS 548 rev 11.01
- FC-IFR INCITS 475-2011
- FC-LS INCITS 433: 2007
- FC-LS-2 INCITS 477-2011
- FC-LS-3 INCITS 487
- FC-MI-2 ANSI/INCITS TR-39-2005
- FC-MI-3 INCITS TR-48-2012
- FCP ANSI X3.269-1996
- FCP-2 INCITS 350-2003
- FCP-3 INCITS 416-2006
- FCP-4 INCITS 481-2012
- FC-PI-3 INCITS 460-2012
- FC-PI-4 INCITS 450-2009
- FC-PI-5 INCITS 449-2011
- FC-PI-6 INCITS 512-2015
- FC-PI-6P INCITS 533-2016
- FC-SB ANSI X3.271-1996
- FC-SB-2 INCITS 374-2001
- FC-SB-3 INCITS 374-2003 + Amendment 1
- FC-SB-4 INCITS 466-2011
- FC-SB-5 INCITS 485-2014
- FC-SB-6 INCITS 544
- FC-SP INCITS 426-2007
- FC-SP-2 INCITS 496-2012 + Amendment 1
- FC-SW-3 INCITS 384-2004
- FC-SW-4 INCITS 418-2006
- FC-SW-5 INCITS 461-2010
- FC-SW-6 INCITS 511
- FC-SW-7 INCITS 547 rev 1.04
- FC-TAPE INCITS TR-24-1999
- FC-VI INCITS 357-2002
- MIB-FA INCITS TR-32-2003
- RFC 2837 Fabric Element MIB
- RFC 4338 Transmission of IPv6, IPv4, and ARP over FC
- SNIA Storage Management Initiative Specification (SMI-S) Version 1.03 ISO standard IS24775-2006 (replaces ANSI INCITS 388: 2004)

- SNIA Storage Management Initiative Specification Version 1.1
- SNIA Storage Management Initiative Specification Version 1.2
- SNIA Storage Management Initiative Specification Version 1.4
- SNIA Storage Management Initiative Specification Version 1.5
- SNIA Storage Management Initiative Specification Version 1.6

## Power supplies and cables

The DB620S FC SAN Switch ships with two redundant hot-swap 250 W AC power supplies. Each power supply has an IEC 309-C14 connector.

The switch comes standard without a power cord; two rack power cables or country-specific line cords must be ordered together with the switch (see the following table).

Table 9. Power cord options

Description	Part number	Feature code
<b>Rack power cables</b>		
1.5m, 10A/100-250V, C13 to IEC 320-C14 Rack Power Cable	39Y7937	6201
1.8m, 10A/100-250V, 2xC13PM to IEC 320-C14 Rack Power Cable	None*	6568
2.8m, 10A/100-250V, C13 to IEC 320-C14 Rack Power Cable	4L67A08366	6311
2.8m, 10A/100-250V, C13 to IEC 320-C20 Rack Power Cable	39Y7938	6204
4.3m, 10A/100-250V, C13 to IEC 320-C14 Rack Power Cable	39Y7932	6263
<b>Country-specific line cords</b>		
10A/125V C13 to NEMA 5-15P 4.3m line cord	39Y7931	6207
10A/250V C13 to NEMA 6-15P 2.8m line cord	46M2592	A1RF
Argentina 10A/250V C13 to IRAM 2073 2.8m line cord	39Y7930	6222
Australia/NZ 10A/250V C13 to AS/NZ 3112 2.8m line cord	39Y7924	6211
Brazil 10A/125V C13 to NBR 6147 2.8m line cord	39Y7929	6223
China 10A/250V C13 to GB 2099.1 2.8m line cord	39Y7928	6210
Denmark 10A/250V C13 to DK2-5a 2.8m line cord	39Y7918	6213
European 10A/230V C13 to GEE7-VII 2.8m line cord	39Y7917	6212
India 10A/250V C13 to IS 6538 2.8m line cord	39Y7927	6269
Israel 10A/250V C13 to SI 32 2.8m line cord	39Y7920	6218
Italy 10A/250V C13 to CEI 23-16 2.8m line cord	39Y7921	6217
Japan 12A/125V C13 to JIS C-8303 2.8m line cord	46M2593	A1RE
Korea 12A/250V C13 to KETI 2.8m line cord	39Y7925	6219
South Africa 10A/250V C13 to SABS 164 2.8m line cord	39Y7922	6214
Switzerland 10A/250V C13 to SEV 1011-S24507 2.8m line cord	39Y7919	6216
Taiwan 10A/250V C13 to CNS 10917-3 2.8m line cord	00CG265	A53E
Taiwan 15A/125V C13 to CNS 10917-3 2.8m line cord	00CG267	A53F
United Kingdom 10A/250V C13 to BS 1363/A 2.8m line cord	39Y7923	6215

\* Available for factory-built custom configurations and solutions only.

## Rack installation

The DB620S FC SAN Switch comes standard with the fixed rack mount kit that can be used for 4-post rack installations. If needed, the DB620S FC SAN Switch can be mounted in a 2-post rack cabinet by using the optional mid-mount rack kit that is listed in the following table.

Table 10. Rack-mount options

Description	Part number	Feature code	Maximum quantity supported
Lenovo DB620S Mid-mount Rack Kit	01KN770	AVG7	1

The optional mid-mount rack kit for the DB620S FC SAN Switch is shown in the following figure.

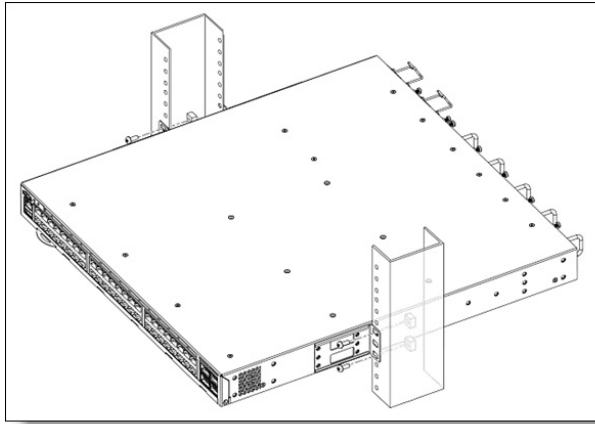


Figure 4. Lenovo DB620S Mid-mount Rack Kit

In addition, in order for the DB620S 32Gb FC SAN Switch to meet FIPS 140-2 Level 2 Physical Security requirements the tamper-evident seals must be installed (see the following table for ordering information).

Table 11. Tamper-evident security seals

Description	Part number	Feature code	Maximum quantity supported
Brocade FIPS 140-2 High Security Labels and Seals	01KN785	AVGB	1

## Physical specifications

The DB620S FC SAN Switch has the following dimensions and weight (approximate):

- Height: 44 mm (1.7 in.)
- Width: 440 mm (17.3 in.)
- Depth: 356 mm (14.0 in.)
- Weight:
  - Empty: 7.7 kg (17.0 lb)
  - Fully configured: 8.5 kg (18.8 lb)

## Operating environment

The DB620S FC SAN Switch is supported in the following environment:

- Air temperature:
  - Operating: 0°C to 40°C (32°F to 104°F)
  - Non-operating: -25°C to +70°C (-13°F to 158°F)
- Maximum altitude:
  - Operating: 3,000 m (9,842 ft)
  - Non-operating: 12,000 m (39,370 ft)
- Humidity:
  - Operating: 10% to 85% non-condensing
  - Non-operating: 10% to 90% non-condensing
- Electrical power:
  - Voltage range: 100 V AC - 240 V AC (nominal)
  - Frequency: 50 Hz / 60 Hz (nominal)
  - Power consumption:
    - Idle: 155 watts
    - Typical: 192 watts
    - Maximum: 204 watts
- Heat dissipation:
  - Idle: 529 BTU per hour
  - Typical: 655 BTU per hour
  - Maximum: 696 BTU per hour
- Acoustical noise emission: 65 dB

## Hardware warranty

The DB620S FC SAN Switch has a one-year customer-replaceable unit (CRU) limited warranty with standard call center support during normal business hours and 9x5 Next Business Day Parts Delivered. Also available are Lenovo Services warranty maintenance upgrades and post-warranty maintenance agreements, with a well-defined scope of services, including service hours, response time, term of service, and service agreement terms and conditions.

Lenovo warranty service upgrade offerings are country-specific. Not all warranty service upgrades are available in every country. For more information about Lenovo warranty service upgrade offerings that are available in your country, refer to the Lenovo Enterprise Solutions Configurator (LESC):

<http://lesc.lenovo.com>

The following table explains warranty service definitions.

Table 12. Warranty service definitions

Term	Description
Parts Delivered	If a problem with your product cannot be resolved via telephone and a CRU part is required, Lenovo will send a replacement CRU to arrive at your location. If a problem with your product cannot be resolved via telephone and a FRU part is required, a Service Technician will be dispatched to arrive at your location.
Technician Installed Parts	If a problem with your product cannot be resolved via telephone, a Service Technician will be dispatched to arrive at your location.
Hours of coverage	<ul style="list-style-type: none"> <li>• 9x5: 9 hours per day, 5 days per week, during normal business hours, excluding local public and national holidays</li> <li>• 24x7: 24 hours per day, 7 days per week, 365 days per year.</li> </ul>

Term	Description
Response time target	4 hours or Next Business Day: The time period from when the telephone based troubleshooting is completed and logged, to the delivery of the CRU or arrival of a Service Technician and part at the Customer's location for repair.

The following Lenovo warranty service upgrades are available for the DB620S FC SAN Switch:

- Warranty and maintenance service upgrades:
  - One, three, four, or five years of 9x5 or 24x7 service coverage
  - Parts delivered or technician installed parts from next business day to 4 hours
  - Warranty extension of up to 5 years
  - Post warranty extensions for 1 and 2 years
- Remote Technical Support Services (RTS) - 1 or 3 years  
RTS provides comprehensive technical call center support. RTS can reduce problem resolution time, which decreases the cost to address technical problems and increases uptime.
- Hardware Installation Services  
Lenovo experts can seamlessly manage the physical installation of your server, storage, or networking hardware. Working at a time convenient for you (business hours or off shift), the technician will unpack and inspect the systems on your site, install options, mount in a rack cabinet, connect to power and network, check and update firmware to the latest levels, verify operation, and dispose of the packaging, allowing your team to focus on other priorities.

## Regulatory compliance

The DB620S FC SAN Switch conforms to the following regulations:

- Electromagnetic compatibility
  - FCC Part 15, Subpart B (Class A)
  - EN 55022 (CE mark) (Class A)
  - EN 55024 (CE mark)
  - ICES-003 (Canada) (Class A)
  - AS/NZ 55022 (Australia) (Class A)
  - VCCI (Japan) (Class A)
  - EN 61000-3-2
  - EN 61000-3-3
  - EN 61000-6-1
- Safety
  - UL/CSA 60950
  - EN 60950
  - IEC 60950
- Environmental: EU RoHS



## Fibre Channel SAN switches

The following table lists the FC SAN switches offered by Lenovo that can be used in FC SAN solutions.

Table 13. FC SAN switches

Description	Part number
Rack-mount switches - 8 Gb FC	
Lenovo B300, 8 ports activated, 8x 8Gb SWL SFPs, 1 PS, Rail Kit	3873AR3
Lenovo B6505, 12 ports activated, 12x 8Gb SWL SFPs, 1 PS, Rail Kit	3873AR4
Lenovo B6510, 24 ports activated, 24x 8Gb SWL SFPs, 2 PS, Rail Kit	3873BR2
Rack-mount switches - Gen 5 16 Gb FC	
Lenovo B6505, 12 ports activated, 12x 16Gb SWL SFPs, 1 PS, Rail Kit	3873AR5
Lenovo B6510, 24 ports activated, 24x 16Gb SWL SFPs, 2 PS, Rail Kit	3873BR3
Rack-mount switches - Gen 6 16 Gb FC	
Lenovo ThinkSystem DB610S, 8 ports activated, 8x 16Gb SWL SFPs, 1 PS, Rail Kit	6559D2Y
Lenovo ThinkSystem DB610S, 24 ports activated, 24x 16Gb SWL SFPs, 1 PS, Rail Kit, Enterprise SW	6559D1Y
Rack-mount switches - Gen 6 32 Gb FC	
Lenovo ThinkSystem DB610S, 8 ports activated, 1 PS, Rail Kit	6559D3Y
Rack-mount FC SAN Directors - Gen 6 32 Gb FC	
Lenovo ThinkSystem DB400D 32Gb FC Director, Up to 192 ports, 8U, Enterprise SW	6684B2A
Lenovo ThinkSystem DB800D 32Gb FC Director, Up to 384 ports, 14U, Enterprise SW	6682B1A
Embedded switches - Gen 5 16 Gb FC	
Lenovo Flex System FC5022 16Gb SAN Scalable Switch	88Y6374
Lenovo Flex System FC5022 24-port 16Gb SAN Scalable Switch (includes two 16 Gb SFPs)	00Y3324
Lenovo Flex System FC5022 24-port 16Gb ESB SAN Scalable Switch	90Y9356

For more information, see the list of Product Guides in the following categories:

- Rack-mount SAN switches:  
<http://lenovopress.com/storage/switches/rack?rt=product-guide>
- Blade Storage Modules:  
<http://lenovopress.com/servers/blades/storagemodule?rt=product-guide>

## External storage systems

The following table lists the external storage systems that are offered by Lenovo that can be used in Lenovo FC SAN solutions.

Table 14. External storage systems

Description	Part number
Lenovo ThinkSystem DS Series Storage	
Lenovo ThinkSystem DS2200 LFF FC/iSCSI Dual Controller Unit (US English documentation)	4599A31*
Lenovo ThinkSystem DS2200 LFF FC/iSCSI Dual Controller Unit (Simplified Chinese documentation)	4599A3C^
Lenovo ThinkSystem DS2200 LFF FC/iSCSI Dual Controller Unit (Japanese documentation)	4599A3J**

Description	Part number
Lenovo ThinkSystem DS2200 SFF FC/iSCSI Dual Controller Unit (US English documentation)	4599A11*
Lenovo ThinkSystem DS2200 SFF FC/iSCSI Dual Controller Unit (Simplified Chinese documentation)	4599A1C^
Lenovo ThinkSystem DS2200 SFF FC/iSCSI Dual Controller Unit (Japanese documentation)	4599A1J**
Lenovo ThinkSystem DS4200 LFF FC/iSCSI Dual Controller Unit (US English documentation)	4617A31*
Lenovo ThinkSystem DS4200 LFF FC/iSCSI Dual Controller Unit (Simplified Chinese documentation)	4617A3C^
Lenovo ThinkSystem DS4200 LFF FC/iSCSI Dual Controller Unit (Japanese documentation)	4617A3J**
Lenovo ThinkSystem DS4200 SFF FC/iSCSI Dual Controller Unit (US English documentation)	4617A11*
Lenovo ThinkSystem DS4200 SFF FC/iSCSI Dual Controller Unit (Simplified Chinese documentation)	4617A1C^
Lenovo ThinkSystem DS4200 SFF FC/iSCSI Dual Controller Unit (Japanese documentation)	4617A1J**
Lenovo ThinkSystem DS6200 SFF FC/iSCSI Dual Controller Unit (US English documentation)	4619A11*
Lenovo ThinkSystem DS6200 SFF FC/iSCSI Dual Controller Unit (Simplified Chinese documentation)	4619A1C^
Lenovo ThinkSystem DS6200 SFF FC/iSCSI Dual Controller Unit (Japanese documentation)	4619A1J**
Lenovo Storage DX8200 Series (FC connectivity requires an optional FC HBA and a software license)	
Lenovo Storage DX8200D ServerSAN Entry, 8TB, 3yr SW S&S	5135D2x#
Lenovo Storage DX8200D ServerSAN Entry, 8TB, 4yr SW S&S	5135N2x#
Lenovo Storage DX8200D ServerSAN Entry, 8TB, 5yr SW S&S	51354Vx#
Lenovo Storage DX8200D ServerSAN Mid, 16TB, 3yr SW S&S	5135F2x#
Lenovo Storage DX8200D ServerSAN Mid, 16TB, 4yr SW S&S	5135P2x#
Lenovo Storage DX8200D ServerSAN Mid, 16TB, 5yr SW S&S	51355Vx#
Lenovo Storage DX8200D ServerSAN High, 32TB, 3yr SW S&S	5135G2x#
Lenovo Storage DX8200D ServerSAN High, 32TB, 4yr SW S&S	5135Q2x#
Lenovo Storage DX8200D ServerSAN High, 32TB, 5yr SW S&S	51356Vx#
Lenovo Storage DX8200D Storage Virtualization Entry, 4TB, 3yr SW S&S	5135A2x#
Lenovo Storage DX8200D Storage Virtualization Entry, 4TB, 4yr SW S&S	5135J2x#
Lenovo Storage DX8200D Storage Virtualization Entry, 4TB, 5yr SW S&S	51351Vx#
Lenovo Storage DX8200D Storage Virtualization Mid, 16TB, 3yr SW S&S	5135B2x#
Lenovo Storage DX8200D Storage Virtualization Mid, 16TB, 5yr SW S&S	51352Vx#
Lenovo Storage DX8200D Storage Virtualization Mid, 16TB, 4yr SW S&S	5135L2x#
Lenovo Storage DX8200D Storage Virtualization High, 64TB, 3yr SW S&S	5135C2x#
Lenovo Storage DX8200D Storage Virtualization High, 64TB, 4yr SW S&S	5135M2x#
Lenovo Storage DX8200D Storage Virtualization High, 64TB, 5yr SW S&S	51353Vx#
Lenovo Storage DX8200N with 1x N2226 HBA (Requires a supported external drive enclosure)	5128A1x#
Lenovo Storage DX8200N with 2x N2226 HBAs (Requires a supported external drive enclosure)	5128A2x#
Lenovo Storage S Series	
Lenovo Storage S2200 LFF Chassis FC/iSCSI Single Controller, Rack Kit, 9x5NBD	64114B1
Lenovo Storage S2200 LFF Chassis FC/iSCSI Dual Controller, Rack Kit, 9x5NBD	64114B2
Lenovo Storage S2200 SFF Chassis FC/iSCSI Single Controller, Rack Kit, 9x5NBD	64114B3
Lenovo Storage S2200 SFF Chassis FC/iSCSI Dual Controller, Rack Kit, 9x5NBD	64114B4
Lenovo Storage S3200 LFF Chassis FC/iSCSI Single Controller, Rack Kit, 9x5NBD	64116B1
Lenovo Storage S3200 LFF Chassis FC/iSCSI Dual Controller, Rack Kit, 9x5NBD	64116B2

Description	Part number
Lenovo Storage S3200 SFF Chassis FC/iSCSI Single Controller, Rack Kit, 9x5NBD	64116B3
Lenovo Storage S3200 SFF Chassis FC/iSCSI Dual Controller, Rack Kit, 9x5NBD	64116B4
<b>Lenovo Storage V Series</b>	
Lenovo Storage V3700 V2 LFF Control Enclosure	6535C1D
Lenovo Storage V3700 V2 LFF Control Enclosure (Top Seller)	6535EC1
Lenovo Storage V3700 V2 SFF Control Enclosure	6535C2D
Lenovo Storage V3700 V2 SFF Control Enclosure (Top Seller)	6535EC2
Lenovo Storage V3700 V2 XP LFF Control Enclosure	6535C3D
Lenovo Storage V3700 V2 XP LFF Control Enclosure (Top Seller)	6535EC3
Lenovo Storage V3700 V2 XP SFF Control Enclosure	6535C4D
Lenovo Storage V3700 V2 XP SFF Control Enclosure (Top Seller)	6535EC4
Lenovo Storage V5030 LFF Control Enclosure 3Yr S&S	6536C12
Lenovo Storage V5030 LFF Control Enclosure 5Yr S&S	6536C32
Lenovo Storage V5030 SFF Control Enclosure 3Yr S&S	6536C22
Lenovo Storage V5030 SFF Control Enclosure 5Yr S&S	6536C42
Lenovo Storage V5030F SFF Control Enclosure 3Yr S&S	6536B1F
Lenovo Storage V5030F SFF Control Enclosure 5Yr S&S	6536B2F
<b>IBM Storwize for Lenovo</b>	
IBM Storwize V3500 3.5-inch Dual Control Storage Controller Unit	6096CU2^
IBM Storwize V3500 2.5-inch Dual Control Storage Controller Unit	6096CU3^
IBM Storwize V3700 3.5-inch Storage Controller Unit	6099L2C
IBM Storwize V3700 2.5-inch Storage Controller Unit	6099S2C
IBM Storwize V7000 2.5-inch Storage Controller Unit, w/3 Yr S&S (Model 524)	6195SC5†
IBM Storwize V7000 2.5-inch Storage Controller Unit, w/3 Yr S&S (LA) (Model 524)	6195SCL‡
IBM Storwize V7000 2.5-inch Storage Controller Unit, w/5 Yr S&S (Model 524)	61951F1†
IBM Storwize V7000 2.5-inch Storage Controller Unit, w/5 Yr S&S (LA) (Model 524)	61951FL‡
IBM Storwize V7000 SFF Control Enclosure, 3YR SWMA (Model HC1 [Gen2+])	6195C32†
IBM Storwize V7000 SFF Control Enclosure, 3YR SWMA, LA (Model HC1 [Gen2+])	6195C3L‡
IBM Storwize V7000 SFF Control Enclosure, 5YR SWMA (Model HC1 [Gen2+])	6195C52†
IBM Storwize V7000 SFF Control Enclosure, 5YR SWMA, LA (Model HC1 [Gen2+])	6195C5L‡

\* Available worldwide (except China and Japan).

^ Available only in China.

\*\* Available only in Japan.

# x represents a geo-specific letter (for example: U = North America, G = EMEA). Ask a Lenovo representative for specifics.

† Available worldwide except Latin America.

‡ Available only in Latin America.

For more information, see the list of Product Guides in the following categories:

- Lenovo DS Series, S Series, and V Series storage:  
<http://lenovopress.com/storage/san/lenovo?rt=product-guide>
- IBM Storwize for Lenovo storage:  
<http://lenovopress.com/storage/san/ibm?rt=product-guide>
- Lenovo Software Defined Storage (DX8200 Series):  
<http://lenovopress.com/storage/sds?rt=product-guide>

## External backup units

The following table lists the external backup options that are offered by Lenovo that can be used in Lenovo FC SAN solutions.

Table 15. External backup options

Description	Part number
External tape backup libraries	
IBM TS3100 Tape Library Model L2U	61732UL
IBM TS3200 Tape Library Model L4U	61734UL
Fibre Channel backup drives for TS3100 and TS3200 Tape Libraries	
6173 LTO Ultrium 5 Fibre Channel Drive	00NA107
6173 LTO Ultrium 5 Half High Fibre Drive Sled	00NA113
6173 LTO Ultrium 6 Fibre Channel Drive	00NA115
6173 LTO Ultrium 6 Half High Fibre Drive Sled	00NA119
6173 LTO Ultrium 7 Fibre Channel Drive	00WF765
6173 LTO Ultrium 7 Half High Fibre Drive Sled	00WF769

For more information, see the list of Product Guides in the Backup Units category:

<http://lenovopress.com/servers/options/backup>

## Rack cabinets

The following table lists the rack cabinets that are offered by Lenovo that can be used in Lenovo FC SAN solutions.

Table 16. Rack cabinets

Description	Part number
25U S2 Standard Rack (1000 mm deep; 2 sidewall compartments)	93072RX
25U Static S2 Standard Rack (1000 mm deep; 2 sidewall compartments)	93072PX
42U S2 Standard Rack (1000 mm deep; 6 sidewall compartments)	93074RX
42U 1100mm Enterprise V2 Dynamic Rack (6 sidewall compartments)	93634PX
42U 1100mm Enterprise V2 Dynamic Expansion Rack (6 sidewall compartments)	93634EX
42U 1200mm Deep Dynamic Rack (6 sidewall compartments)	93604PX
42U 1200mm Deep Static Rack (6 sidewall compartments)	93614PX
42U Enterprise Rack (1105 mm deep; 4 sidewall compartments)	93084PX
42U Enterprise Expansion Rack (1105 mm deep; 4 sidewall compartments)	93084EX

For more information, see the list of Product Guides in the Rack cabinets category:

<https://lenovopress.com/servers/options/racks>

## Power distribution units

The following table lists the power distribution units (PDUs) that are offered by Lenovo that can be used in Lenovo FC SAN solutions.

Table 17. Power distribution units

Description	Part number
<b>0U Basic PDUs</b>	
0U 36 C13/6 C19 24A/200-240V 1 Phase PDU with NEMA L6-30P line cord	00YJ776
0U 36 C13/6 C19 32A/200-240V 1 Phase PDU with IEC60309 332P6 line cord	00YJ777
0U 21 C13/12 C19 32A/200-240V/346-415V 3 Phase PDU with IEC60309 532P6 line cord	00YJ778
0U 21 C13/12 C19 48A/200-240V 3 Phase PDU with IEC60309 460P9 line cord	00YJ779
<b>Switched and Monitored PDUs</b>	
0U 20 C13/4 C19 Switched and Monitored 24A/200-240V/1Ph PDU w/ NEMA L6-30P line cord	00YJ781
0U 20 C13/4 C19 Switched and Monitored 32A/200-240V/1Ph PDU w/ IEC60309 332P6 line cord	00YJ780
0U 18 C13/6 C19 Switched / Monitored 32A/200-240V/346-415V/3Ph PDU w/ IEC60309 532P6 cord	00YJ782
0U 12 C13/12 C19 Switched and Monitored 48A/200-240V/3Ph PDU w/ IEC60309 460P9 line cord	00YJ783
1U 9 C19/3 C13 Switched and Monitored DPI PDU (without line cord)	46M4002
1U 9 C19/3 C13 Switched and Monitored 60A 3Ph PDU with IEC 309 3P+Gnd cord	46M4003
1U 12 C13 Switched and Monitored DPI PDU (without line cord)	46M4004
1U 12 C13 Switched and Monitored 60A 3 Phase PDU with IEC 309 3P+Gnd line cord	46M4005
<b>Ultra Density Enterprise PDUs (9x IEC 320 C13 + 3x IEC 320 C19 outlets)</b>	
Ultra Density Enterprise C19/C13 PDU Module (without line cord)	71762NX
Ultra Density Enterprise C19/C13 PDU 60A/208V/3ph with IEC 309 3P+Gnd line cord	71763NU
<b>C13 Enterprise PDUs (12x IEC 320 C13 outlets)</b>	
DPI C13 Enterprise PDU+ (without line cord)	39M2816
DPI Single Phase C13 Enterprise PDU (without line cord)	39Y8941
<b>C19 Enterprise PDUs (6x IEC 320 C19 outlets)</b>	
DPI Single Phase C19 Enterprise PDU (without line cord)	39Y8948
DPI 60A 3 Phase C19 Enterprise PDU with IEC 309 3P+G (208 V) fixed line cord	39Y8923
<b>Front-end PDUs (3x IEC 320 C19 outlets)</b>	
DPI 30amp/125V Front-end PDU with NEMA L5-30P line cord	39Y8938
DPI 30amp/250V Front-end PDU with NEMA L6-30P line cord	39Y8939
DPI 32amp/250V Front-end PDU with IEC 309 2P+Gnd line cord	39Y8934
DPI 60amp/250V Front-end PDU with IEC 309 2P+Gnd line cord	39Y8940
DPI 63amp/250V Front-end PDU with IEC 309 2P+Gnd line cord	39Y8935
<b>Universal PDUs (7x IEC 320 C13 outlets)</b>	
DPI Universal 7 C13 PDU (with 2 m IEC 320-C19 to C20 rack power cord)	00YE443
<b>NEMA PDUs (6x NEMA 5-15R outlets)</b>	
DPI 100-127V PDU with fixed NEMA L5-15P line cord	39Y8905
<b>Line cords for PDUs that ship without a line cord</b>	
DPI 30a Line Cord (NEMA L6-30P)	40K9614
DPI 32a Line Cord (IEC 309 P+N+G)	40K9612

Description	Part number
DPI 32a Line Cord (IEC 309 3P+N+G)	40K9611
DPI 60a Cord (IEC 309 2P+G)	40K9615
DPI 63a Cord (IEC 309 P+N+G)	40K9613
DPI Australian/NZ 3112 Line Cord (32A)	40K9617
DPI Korean 8305 Line Cord (30A)	40K9618

For more information, see the list of Product Guides in the PDU category:  
<https://lenovopress.com/servers/options/pdu>

## Uninterruptible power supply units

The following table lists the uninterruptible power supply (UPS) units that are offered by Lenovo that can be used in Lenovo FC SAN solutions.

Table 18. Uninterruptible power supply units

Description	Part number
RT1.5kVA 2U Rack or Tower UPS (100-125VAC) (8x NEMA5-15R 12A outlets)	55941AX
RT1.5kVA 2U Rack or Tower UPS (200-240VAC) (8x IEC 320 C13 10A outlets)	55941KX
RT2.2kVA 2U Rack or Tower UPS (100-125VAC) (8x NEMA 5-20R 16A outlets)	55942AX
RT2.2kVA 2U Rack or Tower UPS (200-240VAC) (8x IEC 320 C13 10A, 1x IEC 320 C19 16A outlets)	55942KX
RT3kVA 2U Rack or Tower UPS (100-125VAC) (6x NEMA5-20R 16A, 1x NEMA L5-30R 24A outlets)	55943AX
RT3kVA 2U Rack or Tower UPS (200-240VAC) (8x IEC 320 C13 10A, 1x IEC 320 C19 16A outlets)	55943KX
RT5kVA 3U Rack or Tower UPS (200-240VAC) (8x IEC 320 C13 10A, 2x IEC 320 C19 16A outlets)	55945KX
RT6kVA 3U Rack or Tower UPS (200-240VAC) (8x IEC 320 C13 10A, 2x IEC 320 C19 16A outlets)	55946KX
RT8kVA 6U Rack or Tower UPS (200-240VAC) (4x IEC 320-C19 16A outlets)	55948KX
RT11kVA 6U Rack or Tower UPS (200-240VAC) (4x IEC 320-C19 16A outlets)	55949KX
RT8kVA 6U 3:1 Phase Rack or Tower UPS (380-415VAC) (4x IEC 320-C19 16A outlets)	55948PX
RT11kVA 6U 3:1 Phase Rack or Tower UPS (380-415VAC) (4x IEC 320-C19 16A outlets)	55949PX

For more information, see the list of Product Guides in the Uninterruptible Power Supply Units category:  
<http://lenovopress.com/servers/options/ups?rt=product-guide>

## Lenovo Financial Services

Lenovo Financial Services reinforces Lenovo's commitment to deliver pioneering products and services that are recognized for their quality, excellence, and trustworthiness. Lenovo Financial Services offers financing solutions and services that complement your technology solution anywhere in the world.

We are dedicated to delivering a positive finance experience for customers like you who want to maximize your purchase power by obtaining the technology you need today, protect against technology obsolescence, and preserve your capital for other uses.

We work with businesses, non-profit organizations, governments and educational institutions to finance their entire technology solution. We focus on making it easy to do business with us. Our highly experienced team of finance professionals operates in a work culture that emphasizes the importance of providing outstanding customer service. Our systems, processes and flexible policies support our goal of providing customers with a positive experience.

We finance your entire solution. Unlike others, we allow you to bundle everything you need from hardware and software to service contracts, installation costs, training fees, and sales tax. If you decide weeks or months later to add to your solution, we can consolidate everything into a single invoice.

Our Premier Client services provide large accounts with special handling services to ensure these complex transactions are serviced properly. As a premier client, you have a dedicated finance specialist who manages your account through its life, from first invoice through asset return or purchase. This specialist develops an in-depth understanding of your invoice and payment requirements. For you, this dedication provides a high-quality, easy, and positive financing experience.

For your region specific offers please ask your Lenovo sales representative or your technology provider about the use of Lenovo Financial Services. For more information, see the following Lenovo website: <http://www.lenovofs.com>

## Related publications and links

For more information, see the following resources:

- Lenovo FC SAN Switches product page  
<http://shop.lenovo.com/us/en/systems/storage/san/fibre-channel-switches>
- Lenovo Storage DB620S FC SAN Switch product publications, available from the Brocade Document Library:  
<http://www.brocade.com/en/support/document-library/dl-segment-products-os-detail-page.brocadeg620switch.product.html>
  - *Hardware Installation Guide*
  - *Fabric OS Access Gateway Administration Guide*
  - *Fabric OS Administration Guide*
  - *Fabric OS Extension Configuration Guide*
  - *Fabric OS Troubleshooting and Diagnostics Guide*
  - *Fabric OS Command Reference*
  - *Fabric OS Message Reference*
  - *Fabric OS MIB Reference*
  - *Web Tools Administration Guide*
  - *Flow Vision Configuration Guide*
  - *Monitoring and Alerting Policy Suite Configuration Guide*
- How to download firmware for Lenovo B and DB Series switches:  
<http://go.brocade.com/x0L0000S2lg0GwG00ZAGBB4>

## Related product families

Product families related to this document are the following:

- [Rack SAN Switches](#)



## Notices

Lenovo may not offer the products, services, or features discussed in this document in all countries. Consult your local Lenovo representative for information on the products and services currently available in your area. Any reference to a Lenovo product, program, or service is not intended to state or imply that only that Lenovo product, program, or service may be used. Any functionally equivalent product, program, or service that does not infringe any Lenovo intellectual property right may be used instead. However, it is the user's responsibility to evaluate and verify the operation of any other product, program, or service. Lenovo may have patents or pending patent applications covering subject matter described in this document. The furnishing of this document does not give you any license to these patents. You can send license inquiries, in writing, to:

Lenovo (United States), Inc.  
1009 Think Place - Building One  
Morrisville, NC 27560  
U.S.A.  
Attention: Lenovo Director of Licensing

LENOVO PROVIDES THIS PUBLICATION "AS IS" WITHOUT WARRANTY OF ANY KIND, EITHER EXPRESS OR IMPLIED, INCLUDING, BUT NOT LIMITED TO, THE IMPLIED WARRANTIES OF NON-INFRINGEMENT, MERCHANTABILITY OR FITNESS FOR A PARTICULAR PURPOSE. Some jurisdictions do not allow disclaimer of express or implied warranties in certain transactions, therefore, this statement may not apply to you.

This information could include technical inaccuracies or typographical errors. Changes are periodically made to the information herein; these changes will be incorporated in new editions of the publication. Lenovo may make improvements and/or changes in the product(s) and/or the program(s) described in this publication at any time without notice.

The products described in this document are not intended for use in implantation or other life support applications where malfunction may result in injury or death to persons. The information contained in this document does not affect or change Lenovo product specifications or warranties. Nothing in this document shall operate as an express or implied license or indemnity under the intellectual property rights of Lenovo or third parties. All information contained in this document was obtained in specific environments and is presented as an illustration. The result obtained in other operating environments may vary. Lenovo may use or distribute any of the information you supply in any way it believes appropriate without incurring any obligation to you.

Any references in this publication to non-Lenovo Web sites are provided for convenience only and do not in any manner serve as an endorsement of those Web sites. The materials at those Web sites are not part of the materials for this Lenovo product, and use of those Web sites is at your own risk. Any performance data contained herein was determined in a controlled environment. Therefore, the result obtained in other operating environments may vary significantly. Some measurements may have been made on development-level systems and there is no guarantee that these measurements will be the same on generally available systems. Furthermore, some measurements may have been estimated through extrapolation. Actual results may vary. Users of this document should verify the applicable data for their specific environment.

© Copyright Lenovo 2017. All rights reserved.

This document, LP0580, was created or updated on June 20, 2017.

Send us your comments in one of the following ways:

- Use the online Contact us review form found at:  
<http://lenovopress.com/LP0580>
- Send your comments in an e-mail to:  
[comments@lenovopress.com](mailto:comments@lenovopress.com)

This document is available online at <http://lenovopress.com/LP0580>.

## Trademarks

Lenovo, the Lenovo logo, and For Those Who Do are trademarks or registered trademarks of Lenovo in the United States, other countries, or both. A current list of Lenovo trademarks is available on the Web at <http://www3.lenovo.com/us/en/legal/copytrade/>.

The following terms are trademarks of Lenovo in the United States, other countries, or both:

Flex System  
Lenovo Services  
Lenovo®  
ThinkSystem

The following terms are trademarks of other companies:

Access® is a trademark of Microsoft Corporation in the United States, other countries, or both.

Other company, product, or service names may be trademarks or service marks of others.