



Active Components Pump Laser Modules

Key Features

Up to 300 mW operating power

Extended operating temperature range (-5 °C to +75 °C)

Fiber Bragg Grating (FBG) on PMF pigtail

Telcordia GR-468-CORE qualified

RoHS compliant

Applications

Compact size, low power consumption Erbium-Doped Fiber Amplifiers (EDFA)

Multi pumping architectures

Sensors

1999PLU

330 mW Kink-Free, FBG Stabilized, 980 nm Uncooled Pump Laser Module


The 1999PLU is a new generation of 980 nm uncooled pump modules powered by in-house chip technology and specifically designed for applications where compactness and power efficiency are required.

Low Profile, 8-pin mini-DIL modules are available with an operating power up to 300 mW.

They incorporate a precision NTC thermistor and a back-facet monitoring photodiode.

The wavelength is “locked” utilizing a fiber Bragg grating (FBG) located in a single mode Polarization Maintaining Fiber (PMF) pigtail at 1.2 m distance from package.

The module meets Telcordia™ GR-468-Core requirements for hermetic 980 nm pump modules.



For more Info


Please contact us at:

Europe & Asia: +33 169 805 833

North America: +1 514 748 4848

+1 888 922 1044

sales@3spgroup.com



ELECTRO-OPTICAL CHARACTERISTICS

The following parameters are specified BOL for a $T_{\text{submount}} = 25\text{ }^{\circ}\text{C}$, $T_{\text{case}} = -5\text{ }^{\circ}\text{C}$ to $75\text{ }^{\circ}\text{C}$, $V_{\text{BFM}} = -5\text{ V}$ and -50 dB max back-reflection unless otherwise stated.

Parameters	Conditions	Symbol	Min	Typ	Max	Unit
PUMP LASER						
Threshold current (1)		I_{th}	-	-	85	mA
Nominal operating power		P_{nom}	100	-	300	mW
Kink free power (2)		P_{kink}	$1.1 \times P_{\text{nom}}$	-	-	mW
Forward current (3)	$P_{\text{nom}} = 100\text{ mW}$	I_{nom}	-	225	280	mA
	$P_{\text{nom}} = 150\text{ mW}$		-	305	380	
	$P_{\text{nom}} = 200\text{ mW}$		-	385	480	
	$P_{\text{nom}} = 250\text{ mW}$		-	465	580	
	$P_{\text{nom}} = 300\text{ mW}$		-	550	600	
Forward voltage	@up to 250 mW	V_{nom}	-	1.75	2.0	V
	@from 250 mW to 300 mW		-	1.75	2.1	
Peak wavelength tolerance	@ $T_{\text{case}} = T_{\text{FBG}} = 25\text{ }^{\circ}\text{C}$ $0.1 \times P_{\text{nom}}$ to P_{nom}	$\Delta\lambda_p$	-	-	± 0.5	nm
Wavelength tuning vs temperature ($T_{\text{grating}} = -5$ to $75\text{ }^{\circ}\text{C}$)		$\Delta\lambda_p / \Delta T$	-	0.01	0.02	nm / $^{\circ}\text{C}$
Spectral width @ -3 dB	$0.1 \times P_{\text{nom}}$ to P_{nom}	$\Delta\lambda_{\text{FWHM}}$	-	-	1.0	nm
Spectral width @ -13 dB	$0.1 \times P_{\text{nom}}$ to P_{nom}	$\Delta\lambda_{\text{FWHM}}$	-	-	1.0	nm
Power in band (4)	P_{nom}	P_{band}	90	-	-	%
Optical power stability	Peak to peak, 10 Hz-50 kHz, 60 sec, P_{nom}	ΔP	-	2.0	3.5	%
Power consumption, EOL	$P_{\text{nom}} = 100\text{ mW}$		-	0.35	0.50	W
	$P_{\text{nom}} = 150\text{ mW}$		-	0.50	0.75	
	$P_{\text{nom}} = 200\text{ mW}$		-	0.70	1.00	
	$P_{\text{nom}} = 250\text{ mW}$		-	0.90	1.25	
	$P_{\text{nom}} = 300\text{ mW}$		-	0.96	1.35	
MONITOR DIODE						
Responsivity		I_{BFM} / P	0.5	-	10	$\mu\text{A} / \text{mW}$
Dark current	$V_r = 5\text{ V}$	$I_{\text{BFM_dark}}$	-	50	100	nA
THERMISTOR						
Resistance	$25\text{ }^{\circ}\text{C}$	R_{th}	9.5	10	10.5	k Ω
Constant		β	3600	-	4200	K

(1) I_{th} is the intersection point with the x-axis of a linear fit of the P(I) curve between 15 mW and 50 mW

(2) A kink is detected when the local slope dP/dI is below S_{min} or above S_{max} . S_{min} is defined as $0.5 \times S_{\text{avg}}$ and S_{max} is defined as $1.5 \times S_{\text{avg}}$


(3) EOL forward current $I_{\text{EOL}} = 1.1 \times I_{\text{BOL}}$

(4) P_{band} is defined as the power within the band $\lambda_p \pm 1.5\text{ nm}$ vs the total output power

1999PLU

330 mW Kink-Free,
FBG Stabilized,
980 nm Uncooled
Pump Laser Module

3SPTechnologies
Source of Smart Solutions



3

ABSOLUTE MAXIMUM RATINGS

Exposing this device to stresses and conditions above those listed in this section could cause permanent damage and affect reliability. The device is not meant to operate outside the operational limits described in previous section at any length of time.

Parameter Conditions	Symbol	Min	Max	Unit
Storage temperature (2000h)	T_{stg}	-40	85	°C
Operating temperature	T_{op}	-5	75	°C
Lead soldering temperature (10s maximum)		-	280	°C
LD forward drive current	I_{f_max}	-	800	mA
LD reverse voltage	V_{r_max}	-	2	V
PD reverse voltage	V_{PD_max}	-	15	V
PD forward current	I_{PD_max}	-	10	mA
ESD* damage	V_{ESD}	-	500	V
Mounting torque		-	150	mN.m
Fiber bend radius		13	-	mm
Axial pull force (1x1min)		-	5	N



* Human Body model, C = 100 pF, R = 1.5 k Ω

FIBER PIGTAIL CHARACTERISTICS

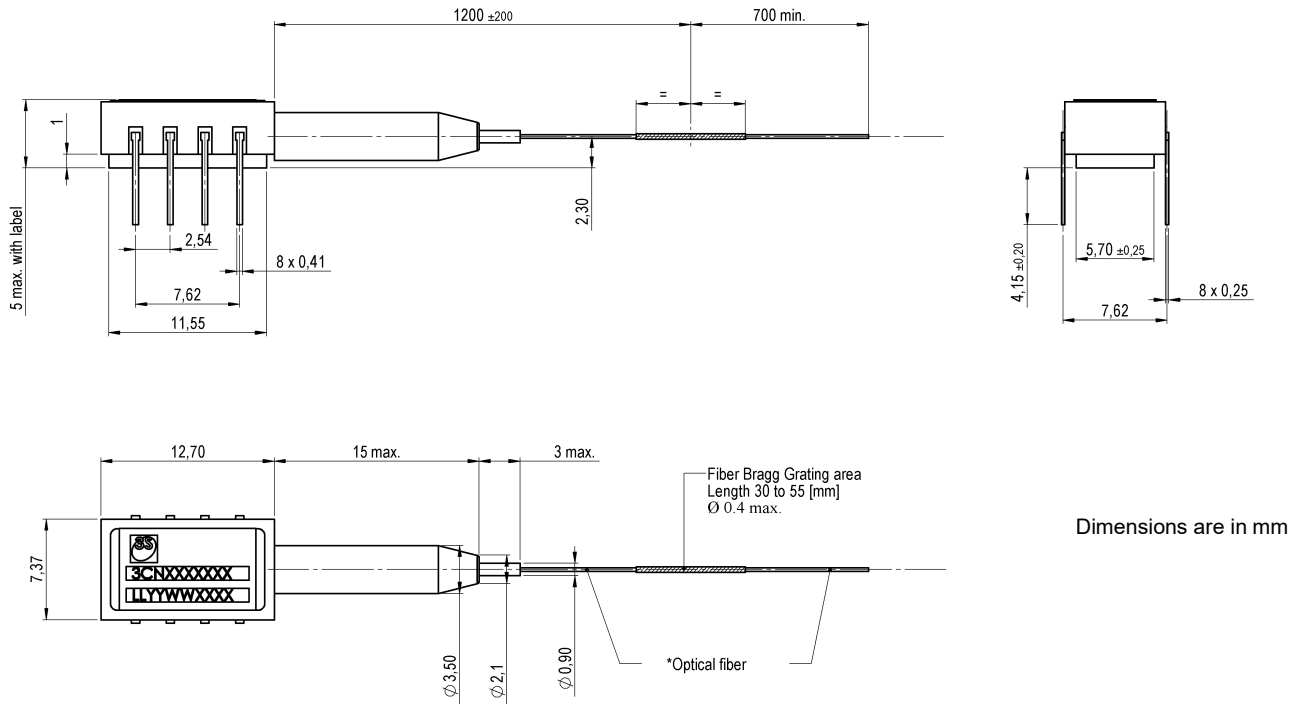
Parameter	Note	Min	Typ	Max	Unit
Fiber type		SM98-PS-U25A-H or equivalent			
Coating diameter	(except along grating)	230	250	270	μ m
FBG recoat diameter		-	-	400	μ m
FBG position	Module to center of FBG	-	1.2	-	m
Loose tube buffer diameter		885	-	915	μ m
Fiber proof test level		200	-	-	kpsi
Grating proof test level		150	-	-	kpsi
Pigtail termination	Bare fiber				
Polarization State	Aligned parallel to the slow axis				

1999PLU

330 mW Kink-Free,
FBG Stabilized,
980 nm Uncooled
Pump Laser Module

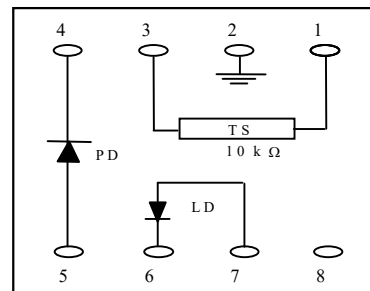


MECHANICAL DETAILS



PIN ASSIGNMENT



N°	Description
1	Thermistor
2	Case ground
3	Thermistor
4	Monitor PD Cathode
5	Monitor PD Anode
6	Laser Cathode
7	Laser Anode
8	No connect



1999PLU

330 mW Kink-Free,
FBG Stabilized,
980 nm Uncooled
Pump Laser Module

3SPTechnologies
Source of Smart Solutions

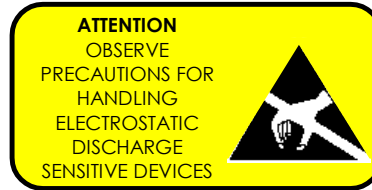


LASER SAFETY INFORMATION

This laser module emits invisible light. Take appropriate precautions to prevent undue exposure to naked eye when module is in operation. This product is classified Class 4 Laser Product according to IEC-60825-1.

HANDLING

This product is sensitive to electrostatic discharge and should not be handled except at a static free workstation. Take precautions to prevent ESD; use wrist straps, grounded work surfaces and recognized anti-static techniques when handling the pump laser module. Caution! Handle the module by its package only; never hold it by its pigtail. Care should be taken to avoid supply transient currents and voltages. Drive voltage above the maximum specified in absolute maximum rating section may cause permanent damage to the device.



APPLICATION NOTE

In order to prevent any mishandling, misuse, neglect or accident, it is highly recommended to read and follow the instructions detailed in the application note:

[RCL IMA APN 000 00005 "Handling, Mounting, Testing and Operating Uncooled 8-pin mini-DIL Laser Pumps 1999PLU series"](#) on 3SP Technologies website.

ORDERING INFORMATION

1999PLU PUMP PRODUCT FAMILY

PMF Pigtail	$\lambda_p = 974.5\text{nm}$, T= 25 °C	$\lambda_p = 976\text{nm}$, T= 25 °C
Nominal Power	Part Number	Part Number
100 mW	3CN01750AA	3CN01751AA
150 mW	3CN01750AL	3CN01751AL
200 mW	3CN01750BA	3CN01751BA
250 mW	3CN01750BL	3CN01751BL
300 mW	3CN01750CA	3CN01751CA

3SP Technologies can also develop custom products to meet a wide range of technical requirements. Please contact your Sales Manager for details.

1999PLU

**330 mW Kink-Free,
FBG Stabilized,
980 nm Uncooled
Pump Laser Module**

3SP Technologies
Source of Smart Solutions



6

CONTACT INFORMATION

Europe & Asia: +33 169 805 833
North America: +1 514 748 4848
+1 888 922 1044

sales@3spttechnologies.com
www.3spttechnologies.com

IMPORTANT NOTICE

Information in this document is typical and must be specifically confirmed in writing by your supplier before it becomes applicable to any order or contract.

Information is subject to change without notice.

©2016 3SP Technologies S.A.S.

