



**Washington State
Department of Transportation
2017-2020 STIP**



© 2011 Steve A. Evans

Table of Contents

I.	Introduction	2
II.	Financial Plan and Resources	3
III.	Operation and Maintenance	8
IV.	Consistency with Statewide Plan	8
V.	Consultation & Selection Process	8
VI.	Community Engagement	10
VII.	STIP Management	11
VIII.	Source of Funds	14
IX.	Annual Obligation List	19
	Appendix	
	A. State Self-Certification Statement	20
	B. Financial Feasibility Table	21
	C. STIP Administration	22
	D. MPO/RTPO/WSDOT Directory	26
	E. STIP Format & Project Listing	42

I. Introduction

The Statewide Transportation Improvement Program (STIP) identifies the multimodal strategic investments that have been developed through local, regional and state partnerships. The limited transportation resources, continues to emphasize the need for greater community involvement in programming investments that benefit our statewide system.

On December 4, 2015, President Obama signed into law a new transportation reauthorization bill, Fixing America's Surface Transportation (FAST) Act, providing a five-year extension of the federal surface transportation programs. The FAST Act provides over \$305 billion of funding for Federal-aid transportation programs for federal fiscal years (FFY) 2016 through 2020.

FAST guides the policy and programmatic framework for investments to guide the growth and development of the country's vital transportation infrastructure along with creating a streamlined, performance based, and multimodal program to address the many challenges facing the U.S. transportation system. FAST continues to promote the role of the Metropolitan Planning Organization (MPO) and requires that each designated MPO develop a Transportation Improvement Program (TIP), and the state to develop a Statewide Transportation Improvement Program (STIP). The STIP includes MPO TIPs without change per federal law. An approved STIP is required to authorize federal funds for transportation projects. Regional Transportation Planning Organizations (RTPO) are defined in FAST, however the federal definition of RTPO does not align with the state definition, and no additional federal planning funding was provided. Therefore, RTPOs will continue to follow the state planning and programming requirements as defined in the Revised Code of Washington (RCW) 47.80 and the Washington Administrative Code (WAC) 468-86.

The 2017-2020 STIP is a four-year, fiscally constrained prioritized program of transportation projects, compiled from local transportation programs, metropolitan and regional transportation improvement programs and is consistent with the applicable metropolitan and regional long range plans, and the 2007-2026 Washington Transportation Plan (WTP). These projects are identified through state, metropolitan, regional, tribal and local planning processes, and are the highest priority for the available funding to preserve and improve the state's transportation network. Local agencies work through their metropolitan planning or regional transportation planning organizations and county leads as appropriate, to include projects into their TIPs and for inclusion in the STIP. Tribes can either work with their MPO/RTPOs or directly with WSDOT to include their projects in the STIP.

Included in the STIP are state, tribal and local roadway, bridge, safety, bicycle, pedestrian and public transportation (transit) projects, funded with revenues from federal, state, tribal and local sources. The projects are organized in alphabetical order by MPO and lead agency and are shown in a standardized format. Project information such as: project phases including design (PE (preliminary engineering (including environmental))), right of way (RW) and construction (CN) surface transportation projects and public transportation capital and operating projects.

To ensure federal compliance of a four year program of projects, Washington State Department of Transportation (WSDOT) collaborated with the MPOs to shift the way pavement preservation projects are programmed. WSDOT is providing a program of prioritized pavement preservation projects expected in each of the MPO areas for the next six years. This shift to programmatic projects in the STIP provides greater clarity to the public of WSDOTs expected pavement

preservation projects in the pipe-line and opportunities for local communities to leverage and coordinate their nearby improvements. This approach also provides WSDOT the maximum flexibility to use available federal funding to expedite project delivery and quickly respond to emergent preservation and safety needs statewide.

All MPO TIPs are approved by WSDOT's Secretary of Transportation, as delegated by the Governor. The projects are listed individually in the STIP (*Appendix E: STIP Format & Project Listing*) except for those projects that have been grouped, (e.g., specific programs of transit and paving projects). Projects listed in the STIP are the only projects that can be approved by the Federal Highway Administration (FHWA) and the Federal Transit Administration (FTA) to utilize federal funds. Once projects are approved in the STIP, agencies may request federal fund authorization of the project. STIP programming generally occurs every year.

Finally, WSDOT must certify that the transportation planning process is addressing the major issues facing the state and its non-urbanized areas and is being conducted in accordance with all applicable requirements (*Appendix A: State Self-Certification Statement*).

II. Financial Plan and Resources

Regulation (23 CFR 450.218(m)) requires that the STIP present a financially constrained program of projects that will be implemented during a four-year period. To demonstrate the STIP is fiscally constrained, by the funding identified, the federal terminology of committed, available and/or reasonably available funds is used. The STIP is designed to document the total amount of funds (federal, state, tribal, local, etc.) programmed for each project or phase of a project listed. Also, the STIP includes a project or an identified phase of a project, only if full funding can reasonably be anticipated to be available for the project within the time period contemplated for completion of the project and as documented in the Metropolitan Transportation Plan (MTP), etc. (*Appendix C: STIP Administration*). Accordingly, an investment level approach has been used for the second, third and fourth years of the STIP. The investment level is based upon the reasonably available amount of funding for the various sources.

It is difficult to completely accomplish a four year financially constrained program of projects in Washington, since WSDOT is limited by statute to a two-year capital construction program and local agency capital programs are adopted annually through their commissions and councils. However, financial constraint of the STIP is summarized in *Appendix B: Financial Feasibility Table*, to demonstrate the projects to be implemented are using current and/or reasonably available revenues, while facilities are being adequately operated and maintained. Details of each fund source are further described in Section VIII: Source of Funds.

State

WSDOTs Fiscal Year (FY) 2017 transportation revenues are forecasted at \$3,034 million (see table on following page). This revenue is from numerous taxes, fees, permits, tolls, and other revenues. Washington's fuel taxes (gasoline, diesel, biodiesel, etc.) comprise the largest share of all transportation revenue at 58.4%. Licenses, permits and fee revenues comprise the second largest share at 23.6% of all transportation revenues. This revenue is related to motor vehicle registrations, weight fees, license plate replacement fees, title fees, and dealer permits. The remaining 18% consists of ferry fares, toll revenue, driver related, and other transportation related revenue. This revenue reflects the usage of the ferries, toll facilities, vehicle sales and use

taxes, rental car sales taxes, filing fees, etc. The Transportation Revenue Forecast Council adopted the September 2016 Transportation Revenue Forecast and additional details are provided on the Office of Financial Management's (OFMs) web site at <http://www.ofm.wa.gov/budget/info/transportationrevenue.asp>. The total state bond proceeds are expected to increase 56% over the next four years from \$440 million in FY 2017 to \$688 million in FY 2020. This increase is due to the Connecting Washington package bond sales.

State & Local Revenues (dollars in millions)	2017	2018	2019	2020
State	\$ 3,034	\$ 3,079	\$ 3,101	\$ 3,109
Cities/Counties	\$ 2,715	\$ 2,752	\$ 2,789	\$ 2,826
Transit	\$ 2,792	\$ 2,852	\$ 2,911	\$ 2,971
Sub-total	\$ 8,541	\$ 8,683	\$ 8,801	\$ 8,906
Future State Bonding Proceeds and Debt Service (dollars in millions)				
Total Gross Bond Proceeds	\$ 440	\$ 365	\$ 455	\$ 688
GARVEE/Bonds	\$ -	\$ -	\$ -	\$ -
Debt service on bonds except for GARVEE/Bonds	\$ 651	\$ 679	\$ 705	\$ 741
Total State Revenue & Bonds Less Bond Debt Service	\$ 2,823	\$ 2,765	\$ 2,851	\$ 3,056
Debt service on GARVEE Bonds ⁺	\$ 100	\$ 100	\$ 100	\$ 100

In order to sell bonds, the Washington State Legislature must enact a statute authorizing the sale of bonds for a specific purpose. This statute requires a 60% legislative majority vote or approval by the voters in a statewide referendum (e.g., Referendum 49). Before bond proceeds may be delivered, the Legislature must first appropriate expenditure authority and a request for the sale must be made to the State Finance Committee.

In Washington, bond proceeds are only used for capital purposes and are primarily issued as "double-barrel" bonds. They are general obligation bonds, meaning they are secured by the full faith and credit of the state and are also secured by motor fuel taxes. Debt service on motor fuel tax general obligation bonds is paid from gas taxes. Debt service on toll backed bonds is first payable from tolls, then motor fuel taxes. Rating agencies look at the state's financial health when assigning credit ratings to the motor fuel tax bonds.

The Washington State Legislature has also authorized WSDOT to sell Grant Anticipation Revenue Vehicles (GARVEEs) bonds. Reimbursement for GARVEEs comes from a pledge of future Title 23 Federal-aid funding.

Additionally, the State has entered into a loan agreement for the construction of the SR 520 Floating Bridge funded from USDOT's Transportation Infrastructure Finance and Innovation Act (TIFIA) program. The principal amount of the TIFIA Loan is \$300,000,000 (excluding any interest that is capitalized in accordance with the terms of the loan agreement). This is a 35-year loan, which is repaid through toll revenue.

Local

In addition, to the state revenues shown above, local entities receive transportation funding in CY 2017 totaling approximately \$2,715 million for cities and counties and an additional \$2,792 million for transit in FY 2017. Funding is primarily from the property tax for roadway type projects and the sales tax for transit projects. Other sources of revenue for local transportation projects may include local vehicle registration fees, street use permits, mitigation fees, impact

fees, local improvement districts (LID), general funds, parking fees, developer fees, etc. Local cities and counties revenue projections in the near-term are based on using various external forecasts like sales and property tax forecasts as well as prior trends of these revenue sources. The last year of actual revenue is calendar year (CY) 2015. Overall local cities and counties revenue is projected to grow four percent over the next four years from \$2,715 million in CY 2017 to \$2,826 million in CY 2020. Overall transit revenue is projected to grow seven percent over the next four years from \$2,792 million in CY 2017 to \$2,971 million in CY 2020. Additional guidance for creating long-term forecasts of local transportation revenues are provided on the STIP web site at <http://www.wsdot.wa.gov/localprograms/>.

Federal

After state funds, the largest source of transportation revenue is federal funds. The federal revenue table below identifies the programmatic funds distributed to Washington State by FHWA and FTA based on FAST. Federal funds reported in this forecast are based on federal fiscal year (FFY) which began on October 1st. The estimated gross level of highway funds available annually in 2017, 2018, 2019 and 2020, will be approximately \$716 million, not including discretionary funding. The transit funds are approximately \$19 million annually for 2017-2020.

Federal Revenue based on Apportionment (dollars in millions)	2017	2018	2019	2020
Highway #	\$ 744.28	\$ 734.17	\$ 750.33	\$ 636.17
Transit %	\$ 18.42	\$ 18.82	\$ 19.22	\$ 19.63
Other (BIA, CDBG, etc.)	\$ -	\$ -	\$ -	\$ -
Total	\$ 762.7	\$ 753.0	\$ 769.6	\$ 655.8

Federal apportionment is a distribution of funds using a formula provided in law to states for obligation in an appropriation account. The distribution makes amounts available on the basis of specified time periods, programs, activities, projects, objects, or combinations thereof. Obligation authority is a limitation placed on Federal-aid highway and highway safety construction programs to act as a ceiling on contracts that can be made within a specified time period. These limits are imposed in order to control the highway program spending in response to economic and budgetary conditions.

Financing Techniques

Toll Credit

Section 120(j) of Title 23 permits states to substitute certain previous toll-financed investments for state matching funds on current Federal-aid projects. It permits the non-Federal share of a project's cost to be met through a "soft match" of toll credits. The amount of toll credits earned by Washington State is based on the amount of toll revenues expended by its toll authorities for capital outlays to build or improve highways, bridges, or tunnels that serve interstate commerce. The Washington State Ferry System qualifies as a toll authority, and the ferry fare box revenues qualify for eligible toll credits, up to the amount of capital expenditures on Washington State Ferries in the respective year. Also, the expenditures on the Tacoma Narrows Bridge project qualify as eligible toll credit since the toll revenues will be used to pay the debt service for bonds issued for this project.

To qualify for the credit, the state's total non-federal capital expenditures must exceed the average of the three prior years. This is called the maintenance of effort (MOE) calculation. The MOE test is required at the time WSDOT certifies the credit amount with FHWA. Once a credit amount is approved by FHWA, this credit will remain available until used.

As of June 2015, WSDOT has certified \$3.2 billion in toll credits and has a balance of \$2.6 billion. The department's current plan for the highway construction program and some local programs assumes the use of all available toll credits to maximize the use of federal funds over the 12 year plan.

WSDOT uses toll credits on large, federally funded projects to free up state funds for use on smaller projects and to reduce the number of federally funded projects. Using toll credits as match on projects also allows limited state funds to be expended on activities not eligible for federal funding. WSDOT also utilizes a portion of the toll credits for local projects to maximize delivery of the local federal programs. The federal programs can include bridge, safety, federal earmarks or discretionary funds if the matching funds are not already available

GARVEE

Grant Anticipation Revenue Vehicles (GARVEEs) enable the state to pay debt service and other bond-related expenses with future federal highway funds. The GARVEE financing mechanism generates up-front capital for major highway projects at generally tax-exempt rates and enables Washington State to construct a project earlier than if using traditional pay-as-you go federal funds. With projects in place sooner, costs are lower due to inflation savings, and the public realizes safety and economic benefits. By paying with future federal highway funds, the cost of the facility is spread over its useful life, rather than just the construction period.

A GARVEE is a debt-financing instrument authorized to receive federal reimbursement of debt service and related financing costs under Section 122 of Title 23, United States Code. GARVEEs can be issued by Washington State, a political subdivision of the state, or a public authority. Through this, Washington State can receive federal reimbursement for a wide array of debt-related costs incurred in connection with an eligible debt-financing instrument, such as a bond, note, certificate, mortgage, or lease. Reimbursable debt-related costs include interest payments, retirement of principal, and any other cost incidental to the sale of an eligible debt instrument.

In general, projects funded with the proceeds of a GARVEE debt instrument are subject to the same requirements as other federal projects with the exception of the reimbursement process. Instead of reimbursing construction costs as they are incurred, the reimbursement of GARVEE project costs occurs when debt service is due. For a GARVEE, the state may request partial conversion of advance construction project(s) to coincide with debt-service payments, allowing for effective use of obligation authority. Candidates for GARVEE financing are typically large projects (or programs of projects) that have the following characteristics:

- The costs of delay outweigh the costs of financing.
- Other borrowing approaches may not be feasible or are limited in capacity.
- The state is willing to reserve a portion of future year Federal-aid highway funds to satisfy debt-service requirements.

Advance Construction:

FHWA has implemented several fiscal management techniques that provide states additional flexibility in managing their obligation authority and cash flow, including advance construction (AC) and partial conversion of advance construction. The AC approach allows agencies to request and receive approval to construct a project in advance of the apportionment of federal-aid funds. This allows agencies to begin a project before accumulating all of the obligation authority needed to cover the federal share of the project. Using advanced construction, FHWA is asked to authorize the project without obligating federal funds. An agency will provide the up-front financing for the project and then at a later date “convert” the AC project to a regular federal-aid project by obligating the full federal share of the project costs when sufficient obligation authority is available. At the time of conversion, an agency can be reimbursed for the federal share of costs incurred up to the point of conversion. Partial conversion of AC is where the agency converts, obligates, and receives reimbursement for only a portion of its funding in a given year. This removes any requirement to wait until the full amount of obligation authority for the project is available. An agency can obligate varying amounts for the project’s eligible cost in each year; depending on how much of the state’s obligation authority is available. For GARVEE and TIFIA debt-financing instruments that will utilize advanced construction, the project description of the STIP will identify taking advantage of advanced construction.

A similar process is used for FTA projects called a ‘Letter of No Prejudice’. This technique allows transit agencies to start their projects prior to receipt of funds.

TIFIA

The Transportation Infrastructure Finance and Innovation Act (TIFIA) program provides Federal credit assistance in the form of direct loans, loan guarantees, and standby lines of credit to finance surface transportation projects of national and regional significance. TIFIA credit assistance provides improved access to capital markets, flexible repayment terms, and potentially more favorable interest rates than can be found in private capital markets for similar instruments. TIFIA can help advance qualified, large-scale projects that otherwise might be delayed or deferred because of size, complexity, or uncertainty over the timing of revenues. Many surface transportation projects - highway, transit, railroad, intermodal freight, and port access - are eligible for assistance.

The TIFIA credit program offers three distinct types of financial assistance designed to address the varying requirements of projects throughout their life cycles:

- Secured (direct) loan - Offers flexible repayment terms and provides combined construction and permanent financing of capital costs. Maximum term of 35 years from substantial completion. Repayments can start up to five years after substantial completion to allow time for facility construction and ramp-up.
- Loan guarantee - Provides full-faith-and-credit guarantees by the Federal Government and guarantees a borrower's repayments to non-Federal lender. Loan repayments to lender must commence no later than five years after substantial completion of project.
- Standby line of credit - Represents a secondary source of funding in the form of a contingent Federal loan to supplement project revenues, if needed, during the first 10 years of project operations, available up to 10 years after substantial completion of project.

III. Operations and Maintenance

Operations and maintenance are those expenses of labor, goods and services necessary for the provision of safe and responsive transportation facilities and services, but does not include special bonding, etc. for exceptionally large projects, such as, Sound Transit's match funding.

The statewide budget for operations and maintenance for each fiscal year in the 2017-2020 STIP is estimated as follows: 1) state highway system - \$753 million; 2) cities and counties local transportation system - \$959 million; and 3) governmental transit systems - \$1,651 million which also includes contracted services, administration and planning.

IV. Consistency Long-range Statewide Transportation Plan

The STIP is consistent with the 2007-2026 Washington Transportation Plan (WTP). The WTP is the federally-compliant long-range statewide transportation plan presented to the Governor and the state legislature in November 2006.

The WTP is a 20-year, fiscally constrained plan that outlines the service objectives and strategies for maintaining, operating, preserving, and improving the statewide transportation system. It also outlines a financial funding strategy that identifies the responsibilities for implementation and establishes needs for the system. It was developed in cooperation with the Metropolitan Planning Organizations and the Regional Transportation Planning Organizations. The WTP was developed to be consistent with the Metropolitan Transportation Plans (MTPs) and the Regional Transportation Plans (RTPs) and the Strategic Highway Safety Plan (Target Zero).

V. Consultation & Selection Process

FAST emphasizes consultation during statewide, metropolitan and non-metropolitan planning. There are 12 Metropolitan Planning Organizations (MPOs) in Washington. Each provides a forum for local decision-making on metropolitan transportation issues.

Metropolitan planning, including metropolitan transportation improvement programs are coordinated with statewide planning and local land-use and economic development planning. MPOs annually self-certify that they meet all the federal metropolitan transportation planning requirements. Additionally, the Federal Highway Administration and the Federal Transit Administration are required to formally review and verify the plans of each Transportation Management Area (TMA) at least every four years.

There are four TMAs in Washington and each selects projects in consultation with WSDOT. In non-TMA MPOs and in Regional Transportation Planning Organizations (RTPOs) projects are selected in cooperation with WSDOT. In addition, it is the practice in Washington State to provide federal funds to rural counties to prioritize and select transportation projects in their respective area in cooperation with WSDOT and member jurisdictions. The transportation needs of the rural counties are often much different than the needs of metropolitan areas. Rural counties frequently partner with the smaller local jurisdictions to meet the broader needs of the countywide transportation system.

WSDOT sub-allocates Surface Transportation Block Grant (STBG), Congestion Mitigation and Air Quality (CMAQ) and Transportation Alternatives (TA) funds annually to MPOs, RTPOs and county lead agencies. Projects are prioritized and selected in consultation with WSDOT and

member jurisdictions. This cooperative transportation decision-making process follows the respective public involvement plan to provide a forum for member jurisdictions and the public to discuss regional transportation issues to plan and program transportation improvements. For specific details of the regional transportation planning organizations selection and programming process, please visit their specific web site (*Appendix D: MPO/RTPO/WSDOT Directory*).

For the National Highway Performance Program and Highway Safety Improvement Program funds, projects are selected by WSDOT based on asset performance condition (pavement and bridge) and Target Zero (zero deaths and fatal crashes by 2030) priorities in combination with the performance and economic improvement created by the project (by using life cycle cost and/or benefit/cost analysis).

MPOs coordinate with WSDOT in developing transportation plans, and programs for the urbanized areas consistent with the long-range statewide transportation plan (2007-2026 Washington Transportation Plan (WTP). In addition to the requirement for MPOs to address the federal planning factors, future transportation plans will need to address the national performance goals. All transportation plans in Washington must address the six transportation system policy goals in RCW 47.04.280.

This cooperative effort extends to Tribal Nations both through the WTP and the regional process. In addition, WSDOT consults with Tribes on statewide planning through the Washington Indian Transportation Policy Advisory Committee (WITPAC). WITPAC is a forum for government-to-government consultation on policy and statewide issues of concern to Tribes. WSDOT also participates in meetings of the Tribal Transportation Planning Organization (TTPO). TTPO is a forum for tribes to take an active role in statewide transportation planning to discuss and participate in tribal transportation system needs and opportunities.

WSDOT further coordinates with Western Federal Lands (WFL) Highway Division as a participant on the Program Decision Committee. The committee also includes the County Road Administration Board (CRAB) and FHWA. The committee is responsible for selecting projects for the Federal Lands Access Program. The projects selected are from priority lists of projects located on a public highway, road, bridge, or trail system which is located on, is adjacent to, or provides access to Federal lands for which title or maintenance responsibility is vested in a state, county, town, township, tribal, municipal, or local government.

These efforts along with the lead agencies and tribal public authorities who receive the WFL and Tribal Transportation Program (TTP) funds are essential when providing the approved TIPs to be included into the STIP. Each July, WSDOT coordinates with WFL Highway Division and the Office of Federal Lands Highway TTP Programs in obtaining the new WFL and TTP Transportation Improvement Programs (TIPs) for the upcoming STIP development.

Tribal DOT's may receive their TTP formula funds through BIA, FHWA or Office of Self Governance. Depending on what agency the Tribe is receiving funds through, BIA or FHWA, determines the TIP process they follow. Once federal field offices review the TIP for consistency with 25 CFR 170.400, the TIP is forwarded to the Office of Federal Lands for final approval. The TTIP's are then grouped together according to States and sent to the FHWA Division Offices upon request. The TTIP contains all TTP funded projects and eligible activities programmed in the next 4 years. The document is fiscally constrained and forwarded for approval to BIA/FHWA by Tribal resolution.

TTP projects may also be listed separately as part of the coordination with the WSDOT, MPOs, RTPOs and county lead agencies and tribal nations. [WFL](#) and [Tribal Transportation Program \(TTP\)](#) TIPs are available separately on the STIP web page at: <http://www.wsdot.wa.gov/localprograms>.

STIP Training

STIP training is held for approximately two weeks each year based on need across the state as a means to keep cities, counties, tribal nations, ports, transit agencies and other transportation partners abreast of any changes to/or new programming requirements. In addition, WSDOT is available for adhoc training as requested or due to staff changes if assistance is needed.

Participation in conferences such as the Annual Tribal Transportation Symposium, the fall and spring conferences of the American Public Works Association (APWA) and the quarterly MPO/RTPO Coordination meetings also provide an opportunity for continuous coordination and consultation with transportation partners, including FHWA and FTA.

VI. Community Engagement

Community engagement is an integral part of the planning process at all levels. WSDOT encourages community engagement throughout the entire STIP process and is continuously looking for additional opportunities and innovative ways to engage the public.

Local agencies are required to develop and adopt six-year transportation programs. All local agencies are required to hold at least one public hearing during the development of the six-year transportation program. Local agencies work through their metropolitan planning or regional transportation planning organizations and county lead agency as appropriate to include projects into their Transportation Improvement Programs (TIPs) and the STIP. Agencies submitting projects to the TIPs for project selection conduct public involvement. In addition, the Governor's Office and the state legislature seek public involvement during all phases of the biennial budget development and approval process.

Tribal Nations are required by federal law to develop a Long Range Transportation Plan and Tribal Transportation Improvement Program (TTIP). The Bureau of Indian Affairs (BIA) or the Tribal Nation must solicit public involvement in the development of the long range plan and the TTIP. TTIPs are forwarded to BIA for inclusion in the Tribal Transportation Program Transportation Improvement Program (formerly known as Indian Reservation Road Inventory TIP). TTIPs are integrated into the STIP by the federal contracting agency (BIA or Federal Highway Administration) annually.

In metropolitan areas, each MPO develops a federally-required Metropolitan Transportation Plan (MTP) and a Metropolitan Transportation Improvement Program (MTIP). Before a project is included in the MTIP, projects are presented publicly and the community is provided opportunity to participate as per the MPO's public participation process.

RTPOs also develop a regional transportation plan (RTP) and a six-year transportation improvement program (RTIP) as applicable. Based upon agreed procedures, county lead agencies, rural cities, tribes, transit providers and the state can submit federally funded and

regionally significant projects directly to WSDOT for inclusion in the STIP or to the RTPOs. Before a project is included in a RTIP, projects are presented publicly and the community is provided opportunity to participate as per the RTPO's public participation process.

The public involvement process for the STIP is as follows:

- Each local agency holds a public hearing on their six-year transportation program.
- Each MPO/RTPO holds a public meeting and/or public forum in August or September of each year. This provides the public with an opportunity to review and comment on the transportation improvement program within the region. The meetings are coordinated with all of the member jurisdictions within the region. For additional information, contact your respective planning organization.
- The Governor's Office and the state legislature seek public involvement during all phases of the biennial and supplemental budget development and approval process.
- A "draft" STIP is available for public review and comment on WSDOT's website in November. As comments are provided during the 30 day STIP public review and comment period, WSDOT works with the MPOs, RTPOs, county lead agencies and rural cities to support and clarify any concerns and ensure the public participation process at the local, regional and state level was followed and issues addressed. Requests for materials in alternative formats are considered as received and will be granted where reasonable and appropriate, consistent with WSDOT's Title VI and limited English proficiency plans. Written comments will be accepted at any time during the comment period and may be submitted in person, by fax, by mail or by e-mail. WSDOT provides a log of comments received and the actions taken as part of the STIP submittal to FHWA and FTA in December.
- After approval by FHWA and FTA, a searchable database of the STIP is created and posted on WSDOT's website. In addition, a copy of the approved STIP is available at the state library.

See also WSDOT's Community Engagement Plan at <http://www.wsdot.wa.gov/planning/> and Chapter 12 of the Local Agency Guidelines (LAG) at <http://www.wsdot.wa.gov/localprograms/>.

VII. STIP Management

The STIP is a dynamic document in Washington due to the various budget cycles for the corresponding lead agencies and the selection cycles of the various state and regional transportation agencies. After FHWA and FTA initially approve the STIP in January, there is often a need to make changes to the STIP to ensure project delivery of the federal program as described below.

FAST requires a project selection process that "selects" the projects for implementation from the STIP. All projects in the STIP are deemed selected for implementation. WSDOT is responsible for the statewide coordination of the STIP. Once local agency projects are programmed, WSDOT manages the local portion of the federal highway funds on a first-come, first-serve basis. WSDOT manages their portion of the federal highway funds based on a biennial program of projects. This assures that all federal funds are utilized in a timely manner. For example, if a local agency project in Year One cannot be built according to schedule because of right-of-way problems, then a second or third year project could move forward.

MPOs are responsible for the management of their Metropolitan Transportation Improvement Programs (MTIPs) (i.e., their regional portion of the STIP). The regional procedures allow any

federal project included in the STIP to be advanced or delayed without a STIP amendment contingent upon the financial balance being maintained for each fiscal year. With the uncertainty at the federal level and multiple fiscal controls at the state level, it is imperative that WSDOT have the flexibility to deliver the federal program in the most effective and efficient manner.

STIP Amendments & Administrative Modifications

In the event a change to the STIP is necessary, the MPO and WSDOT determine if the change is classified as either an amendment or administrative modification (23 CFR 450.104). WSDOT establishes a STIP amendment schedule annually that identifies the monthly deadline for submitting changes to the STIP. This schedule allows the various entities to work through their internal processes and approvals required for amending the STIP. The amendment schedule is available on the web site at <http://www.wsdot.wa.gov/localprograms/>.

An amendment is a major revision to a project included in the state, regional, tribal or local transportation improvement programs or STIP, including adding or deleting a project to the STIP, major change in project scope, any change requiring a new regional air quality conformity finding etc.

An administrative modification is a minor revision to a project included in the state, regional, tribal or local transportation improvement programs or STIP, including minor changes to project/project phase initiation dates, minor change in project scope, lead agency change, etc., however, they do not require federal approval. Therefore, administrative modifications are posted to the web site after processing by WSDOT, and provided to FHWA and FTA as informational twice a year.

Approval of a STIP amendment at the state and federal level is dependent upon public involvement and continued financial constraint of the STIP. After review and concurrence by WSDOT, the amendment is submitted to FHWA and FTA for approval and is available for public review and comment on WSDOT's website concurrently for 10 calendar days. WSDOT notifies MPOs, RTPOs and others on the status of STIP amendments and are available on the web site after approval at <http://www.wsdot.wa.gov/localprograms/>. For more information see Appendix C: STIP Administration.

Transfers between Title 23 Programs

As amended by 23 U.S.C. 126, Uniform Transferability of Federal-aid Highway Funds, allows up to 50% of the amount apportioned for the fiscal year to be transferred between the core formula programs. WSDOT considers transfers when developing and delivering the federal program. Transferring apportionment allows WSDOT and local agencies the maximum flexibility to proceed with projects to deliver the federal program and that are expected by the Legislature and the state's citizenry.

Transfers between FHWA and FTA

As amended by 23 U.S.C. 104(k)(1) provides that Title 23 funds made available for transit projects or for transportation planning may be transferred to FTA and administered under the provisions of chapter 53 of title 49, United States Code. Similarly, 23 U.S.C. 104(k)(2) provides that chapter 53, title 49 funds made available for highway projects or transportation planning may be transferred to and administered by FHWA. Projects must be programmed in the STIP in order to transfer funds. Transferring projects between federal agencies (FTA, BIA, WFL etc.) are restricted to only transferring funds for projects programmed in the first year.

Grouped Projects

The provisions of 23 USC 135(g)4(c)ii allows the state to combine non-regionally significant and environmentally neutral projects, previously listed as individual projects in the MPO TIPs, into statewide grouped projects or ‘buckets’ by funding source. This allows the state more efficient management of the STIP.

Projects that are exempt from the National Environmental Policy Act (NEPA), known as categorically exempt (CE or DCE) and non-regionally significant can be grouped by source of funds. All others are listed individually. Some projects may be programmed individually in the MTIPs and county-wide TIPs. Only the grouping name (fund source) and the amount of funds budgeted for the category will be shown.

When a project is no longer eligible for a grouping, (example - if the environmental status changes from CE or DCE to an environmental assessment (EA)) the state will process a STIP amendment, moving the project out of the grouping to display the individual project in the STIP. The following grouped projects are included in the 2017 STIP:

Asphalt/Chip Seal Preservation/Concrete Roadway Preservation – Grouping by MPO/RTPO of planned pavement preservation projects for state highways and freeways where the pavement condition rating is projected to drop below the acceptable pavement adopted performance standards. Each group’s funding allocation is determined first by summing the federal funding cost by year for the expected pavement preservation projects in the first four years of WSDOT’s six-year plan. Then the federal cost per year for the expected pavement preservation projects within each MPO’s/RTPO’s boundaries is used to calculate each MPO’s/RTPO’s percentage of the total federal funding cost (for project limits that cross MPO/RTPO boundaries, the federal cost is pro-rated). This calculated percentage is then applied to the constrained pavement preservation federal funding available for each year to determine each MPO/RTPO group’s funding allocation in the STIP. The individual pavement preservation projects supporting these groups can be found by using the Programmatic Projects in STIP search Tab at <http://www.wsdot.wa.gov/projects/>. The prioritized project list supporting this search function is updated once a year based on the annual update of WSDOT’s six year plan. However, since project delivery assumptions can change (e.g. cost increases/decreases and project schedules accelerated/delayed), the most current status of an individual pavement preservation project can be determined by using the Project Delivery Status search Tab which is updated monthly.

Bridge Condition Inspection – This group is for bridge condition inspections, which also includes system management for the Washington State Bridge Inventory System (WSBIS), bridge preservation, major bridge inspection and bridge load rating.

Bridge Scour Evaluation and Repair – This group is for statewide scour evaluation and repair.

Sign Support Inspection – This group is for statewide sign support inspection.

Statewide Bridge Management – This group is for statewide bridge management.

FTA Section 5310 – This group contains projects serving the needs of the elderly and persons with disabilities primarily through private, nonprofit organizations and transit agencies in small urban and rural areas. Projects include program administration, operating assistance, mobility

management, purchases of passenger vehicles and related equipment. Project administration is through the state consolidated grant program.

FTA Section 5311 – This group contains projects serving the public transportation needs of rural communities. Projects include: program administration; purchases of passenger vehicles; a 15% apportionment for intercity bus program projects; operating assistance projects; and Rural Transit Assistance Program (RTAP) technical assistance. Project administration is through the state consolidated grant program.

FTA Section 5339 - Bus and Bus Facilities Formula Program - This program provides capital funding to replace, rehabilitate and purchase buses and related equipment and to construct bus-related facilities in rural and small urban areas. Project administration for the statewide apportionment is through WSDOT. Projects and funding distribution are determined through a competitive application process. Priority is given to projects in rural areas.

For actual project listings, contact WSDOT's Capital Program Development and Management Office at (360) 705-7108, or the MPO for the individual projects. For a list of transit projects, contact WSDOT's Public Transportation Division at (360) 705-7922.

VIII. Source of Funds

The following are descriptions of fund sources that have been identified through the federal transportation acts and through state legislative action for transportation projects in Washington.

Federal

The following are descriptions of fund sources identified in FAST, however, some of these fund sources have been revised or discontinued with the new act.

Bridge (BR): The Local Bridge Program provides assistance for eligible bridges on public roads. The state prioritizes and programs state and local bridges for funding. Due to the federal bridge program discontinuation, local bridge projects are funded by NHPP and STBG. Maybe reflected in STIP under STP(BR).

Congestion Mitigation and Air Quality (CMAQ): The CMAQ category addresses congestion mitigation and air quality improvement in non-attainment and/or maintenance areas of the state. Funds are distributed to non-attainment and maintenance areas based on their population and the severity of air quality non-attainment. The MPO prioritizes and programs projects for funding.

Construction of Ferry Boats and Ferry Terminal Facilities (FBP): Provides funding for the construction of ferry boats and ferry terminal facilities.

National Highway Performance Program (NHPP): Provides support for the condition and performance of the National Highway System (NHS), for the construction of new facilities on the NHS, and to ensure that investments of Federal-aid funds in highway construction are directed to support progress toward the achievement of performance targets established in a State's asset management plan for the NHS. Provides funding for projects including: construction, reconstruction, resurfacing, restoration, rehabilitation, and preservation of highways and bridges, including bridges on a non-NHS Federal-aid highway (If Interstate System and NHS Bridge Condition provision requirements are satisfied), or operational

improvement of segments of the National Highway System. The enhanced National Highway System (NHS) is composed of rural and urban roads serving major population centers, international border crossings, intermodal transportation facilities, and major travel destinations. It includes the Interstate System, all principal arterials (including some not previously designated as part of the NHS) and border crossings on those routes, highways that provide motor vehicle access between the NHS and major intermodal transportation facilities, and the network of highways important to U.S. strategic defense (STRAHNET) and its connectors to major military installations.

Surface Transportation Block Grant (STBG): This program provides flexible funding that may be used by WSDOT and localities for projects to preserve and improve the conditions and performance on any Federal-aid highway, bridge and tunnel projects on any public road, pedestrian and bicycle infrastructure, and transit capital projects, including intercity bus terminals. The STBG program includes sub-allocated funds based on population and flexible funds for use anywhere. STBG funds are divided into the following categories:

- Regional STP (STP(UL), STP(US), STP(R), etc.): MPOs and county lead agencies are allocated STBG funds for prioritization and selection. The allocations are based on population areas as follows:
 - STP(UL) - Urban Large - Urbanized areas greater than 200,000
 - STP(US) - Urban Small - Areas greater than 5,000 but no more than 200,000
 - STP(R) – Rural - Areas of 5,000 or less
 - And for use anywhere in the state
 - WSDOT’s STP (STP): A portion of the STBG funds that can be used anywhere, are for state highway system preservation and interstate reconstruction. WSDOT prioritizes and programs these projects.

National Highway Freight Program (NHFP): Investment in infrastructure and operational improvements on US highways that are part of the National Highway Freight Network. WSDOT’s freight office will evaluate and prioritize these projects.

Transportation Alternatives (TAP): This program is a set-aside of STBG funds. Provides funding for programs and projects defined as transportation alternatives, including on and off road pedestrian and bicycle facilities, infrastructure projects for improving non-driver access to public transportation and enhanced mobility, community improvement activities, environmental mitigation and safe routes to school projects. A set-aside for the Recreational Trails Program is provided. MPOs and RTPOs are allocated TAP funds for prioritization and selection. The allocations are based on population areas as follows:

- TAP(UL) - Urban Large - Urbanized areas greater than 200,000
- TAP(US) - Urban Small - Areas greater than 5,000 but no more than 200,000
- TAP(R) – Rural - Areas of 5,000 or less
- And for use anywhere in the state.
- Safe Routes to Schools (TAP(SR)): The planning, design, and construction of infrastructure-related projects on any public road or any bicycle or pedestrian pathway or trail in the vicinity of schools that will substantially improve the ability of students to walk and bicycle to school. Also, may include activities to encourage walking and bicycling to school. The state prioritizes and programs safe routes to school projects for funding.

Due to the discontinuation of the Transportation Enhancement Program, these projects are funded by Transportation Alternatives. Maybe reflected in the STIP as STP(E).

Highway Safety Improvement Program (HSIP): In FAST the objective of the core safety program continues to achieve a significant reduction in traffic fatalities and serious injuries on all public roads, including non-State-owned public roads and roads on tribal lands. These funds are made available to all state and local agencies and tribal nations within Washington and can be applied to all public roadways. The state prioritizes and programs state and local projects based upon the Strategic Highway Safety plan approved by the Governor in 2006 called Target Zero. This program has a set-aside for the railway/highway crossing program.

- Safe Routes to Schools (HSIP(SR)): The planning, design, and construction of infrastructure-related projects on any public road or any bicycle or pedestrian pathway or trail in the vicinity of schools that will substantially improve the ability of students to walk and bicycle to school. Also, may include activities to encourage walking and bicycling to school. The state prioritizes and programs safe routes to schools projects for funding.

Coordinated Border Infrastructure (CBI): This program is to improve the safe movement of people and goods at or across the land border between the United States and Canada and the border between the United States and Mexico. WSDOT prioritizes and programs these projects. Discontinued.

Demonstration Projects (DEMO): Demonstration projects are identified through appropriation bills approved by Congress.

High Priority Projects (DEMO): The High Priority Projects program provides designated funding for specific projects identified by Congress in 23 U.S.C. 117. The designated funding can only be used for the project as described in the law, [1601(a)]. Discontinued.

TIFIA - The Transportation Infrastructure Finance and Innovation Act (TIFIA) program provides Federal credit assistance in the form of direct loans, loan guarantees, and standby lines of credit to finance surface transportation projects of national and regional significance.

FTA Section 5307 – Urbanized Area Formula Grants: These funds are apportioned by a formula to each urbanized area, and are available for planning, capital and operating assistance. Where they exist, the transportation management area (TMA) and the designated recipient determine the programming of these funds. WSDOT is the designated recipient for the Asotin, Bellingham, Longview, Mount Vernon, Olympia, Walla Walla, Wenatchee and Yakima urbanized areas. Job Access and Reverse Commute (JARC) program activities, which focused on providing services to low-income individuals to access jobs, are now eligible under the Urbanized Area Formula Program; this includes operating assistance with a 50 percent local match for job access and reverse commute activities. In addition, the urbanized area formula for distributing funds now includes the number of low-income individuals as a factor.

FTA Section 5307(h) – Passenger Ferry Grant Discretionary Program - provides competitive funding for projects that support passenger ferry systems in urbanized areas. These funds constitute a core investment in the enhancement and revitalization of public ferry systems in the Nation’s urbanized areas. Funds are awarded based on factors such as the age and condition of

existing ferry boats, terminals and related infrastructure; benefits to riders, such as increased reliability; project readiness; and connectivity to other modes of transportation

FTA Section 5309 Capital Investment Grants: This discretionary program provides funding for fixed guideway investments such as new and expanded rapid rail, commuter rail, light rail, streetcars, bus rapid transit, and ferries, as well as corridor-based bus rapid transit investments that emulate the features of rail. There are four categories of eligible projects under the CIG program: New Starts, Small Starts, Core Capacity, and Programs of Interrelated Projects.

FTA Section 5310 - Enhanced Mobility of Seniors and Individuals with Disabilities: This program is intended to enhance mobility for seniors and persons with disabilities by providing funds for programs to serve the special needs of transit-dependent populations beyond traditional public transportation services and Americans with Disabilities Act (ADA) complementary paratransit services. Projects selected for funding must be included in a locally developed, coordinated Public Transit-Human Service Transportation Plan and included in the RTPPO program in their respective area. WSDOT administers these funds through a competitive grant program and programs rural Section 5310 projects in a statewide grouping in the STIP.

FTA Section 5311 – Rural Area Formula Grants: These formula funds are apportioned to each state, and eligible activities include planning, Rural Transit Assistance Program (RTAP), intercity bus programs, state administration, and both capital and operating assistance. WSDOT administers these funds through a competitive grant program serving the general public in rural areas of the state and programs all Section 5311 projects in a statewide grouping in the STIP. In addition, the formula now includes the number of low-income individuals as a factor.

FTA Section 5312 - Research, Development, Demonstration, and Deployment Projects: To support research activities that improve the safety, reliability, efficiency, and sustainability of public transportation by investing in the development, testing, and deployment of innovative technologies, materials, and processes; carry out related endeavors; and to support the demonstration and deployment of low-emission and no-emission vehicles to promote clean energy and improve air quality.

FTA Section 5329 - Transit Safety & Oversight: This new program will establish and enforce a new comprehensive framework to oversee the safety of public transportation as it pertains to heavy rail (other than carriers subject to FRA regulations), light rail, buses, ferries, and streetcars. The law also includes important new safety provisions for bus-only operators.

FTA Section 5337 - State of Good Repair: This program is dedicated to repairing and upgrading the nation's rail transit systems along with high-intensity motor bus systems that use high-occupancy vehicle lanes, including bus rapid transit (BRT). Projects are limited to replacement and rehabilitation, or capital projects required to maintain public transportation systems in a state of good repair. Under this law, grantees will be required to establish and use an asset management system to develop capital asset inventories and condition assessments, and report on the condition of their system as a whole.

FTA Section 5339 - Bus and Bus Facilities: This program provides capital funding to replace, rehabilitate and purchase buses and related equipment and to construct bus-related facilities.

FTA Section 5339(c) – Low or No-Emission Vehicle Program: The Low or No Emission Competitive program provides funding to state and local governmental authorities for the purchase or lease of zero-emission and low-emission transit buses as well as acquisition, construction, and leasing of required supporting facilities. Under the FAST Act, \$55 million per year is available until fiscal year 2020.

Federal Lands and Tribal Transportation Programs: FAST continues to acknowledge the importance of access to federal and tribal lands and creates a unified program for Federal lands transportation facilities, Federal lands access transportation facilities, and tribal transportation facilities.

- Tribal Transportation Program (TTP): Funds projects that improve access to and within Tribal lands. This program adds new set asides for tribal bridge projects and tribal safety projects. Maybe reflected in STIP as IRR.
- Federal Lands Transportation Program (WFL): Funds projects that improve access within the Federal estate, such as national forests and national recreation areas, on infrastructure owned by the Federal government. This program combines the former Park Roads and Refuge Roads programs, and adds three new Federal land management agency (FLMA) partners.
- Federal Lands Access Program (WFL): Funds projects that improve access to the Federal estate on infrastructure owned by States and local governments. Replacing and expanding the Forest Highways program, projects providing access to any Federal lands are eligible for this new comprehensive program.

Department of Defense (DOD): Transportation projects are sometimes funded through Department of Defense rather than FHWA.

Community Development Block Grant (CDBG): CDBG program funds are primarily for low and moderate-income communities, to partially pay for projects advocating for the interests of a low-income neighborhood, such as providing new street infrastructure and supporting neighborhood revitalization. These grants are awarded through Washington State Department of Commerce.

Discretionary: All other unidentified federal fund sources.

State

Washington State Department of Transportation (WSDOT): Funding provided by WSDOT to local agencies. These funds can be from the Transportation Budget, Public Transportations' Consolidated Grant Program, the Regional Mobility Program, or from other WSDOT administered state grant programs. (See below for Safe Routes to Schools (SRTS) and Pedestrian/Bike Program).

Transportation Improvement Board (TIB): An independent state agency that provides state funding through a share of the statewide gas tax, for street construction and maintenance to cities and counties.

- Urban Arterial Program (UAP): funds roadway projects that improve safety and mobility.
- Urban Corridor Program (UCP): funds roadway projects with multiple funding partners that expand capacity.
- Sidewalk Program (SP): funds sidewalk projects that improve safety and connectivity.

- Small City Arterial Program (SCAP): funds small city (under 5,000 population) projects that improve safety and roadway conditions.
- Small City Preservation Program (SCPP): funds small city (under 5,000 population) projects for rehabilitation and in some cases partners with WSDOT or county paving projects.

Connecting Washington Account (CWA): 2015 CWA package is a \$16 billion investment over the next 16 years.

County Road Administration Board (CRAB): An independent state agency that provides state funding through a share of the statewide gas tax, for county roadway projects and the county owned ferry system.

- Rural Arterial Program (RAP): funds improvements on the county existing rural arterial road network.
- County Arterial Preservation Program (CAPP): funds pavement preservation projects of a county's existing paved arterial road network.
- The County Ferry Capital Improvement Program (CFCIP): offers financial assistance for major capital improvements to the four county-operated ferry systems.

Public Works Trust Fund (PWTF): A low-interest loan program for local governments to fund needed infrastructure improvements, administered by the Public Works Board by the Washington State Department of Commerce.

Freight Mobility Strategic Investment Board (FMSIB): An independent state agency that provides state funds, combined with partnership funding, for freight mobility and freight mitigation projects along strategic freight corridors.

Pedestrian and Bicycle Program (Ped/Bike): This program's objective is to improve the transportation system to enhance safety and mobility for people who chose to walk or bike. The state prioritizes and programs projects.

Safe Routes to School (SRTS): This program is to enable and encourage children, including those with disabilities, to walk and bicycle to school; to make walking and bicycling to school safe and more appealing; and to facilitate the planning, development and implementation of projects that will improve safety, and reduce traffic, fuel consumption and air pollution in the vicinity of schools. The state prioritizes and programs projects.

Other State Funding Sources (OTHER): All other unidentified state fund sources.

IX. Annual Obligation List

WSDOT, in coordination with the twelve MPOs, provides an annual listing of projects obligated in the previous calendar year, to assist in the annual reporting requirements identified in 23 CFR Part 450.334 and 49 CFR part 613. CY 2016 obligations will be available on the individual MPO websites by April 1, 2017.

STATEWIDE TRANSPORTATION PLANNING PROCESS SELF-CERTIFICATION

In accordance with 23 CFR 450.220, the Washington State Department of Transportation (WSDOT) hereby certifies that the transportation planning process is addressing the major issues facing the State and its non-urbanized area, and is being conducted in accordance with all applicable requirements of:

1. 23 U.S.C. 134 and 135, 49 U.S.C. 5303 and 5304, and this part;
2. Title VI of the Civil Rights Act of 1964, as amended (42 U.S.C. 2000d-1) and 49 CFR part 21;
3. 49 U.S.C. 5332, prohibiting discrimination on the basis of race, color, creed, national origin, sex, or age in employment or business opportunity
4. Section 1101(b) of the Fixing America's Surface Transportation Act (Pub. L. 114-357) and 49 CFR part 26 regarding the involvement of disadvantaged business enterprises in USDOT funded projects;
5. 23 CFR part 230, regarding implementation of an equal employment opportunity program on Federal and Federal-aid highway construction contracts;
6. The provisions of the Americans with Disabilities Act of 1990 (42 U.S.C. 12101 et seq.) and 49 CFR parts 27, 37, and 38;
7. In States containing nonattainment and maintenance areas, sections 174 and 176 (c) and (d) of the Clean Air Act, as amended (42 U.S.C. 7504, 7506 (c) and (d)) and 40 CFR part 93;
8. The Older Americans Act, as amended (42 U.S.C. 6101), prohibiting discrimination on the basis of age in programs or activities receiving Federal financial assistance;
9. 23 U.S.C 324, regarding the prohibition of discrimination based on gender; and;
10. Section 504 of the Rehabilitation Act of 1973 (29 U.S.C. 794) and 49 CFR part 27 regarding discrimination against individuals with disabilities;



Signature

Kathleen B. Davis

Printed Name

Director

Title

December 20, 2016

Date

WSDOT 2017-2020 STIP Feasibility Analysis
 FFY 2017 Program Apportionments
 (Dollars in Millions)

(All Programs Net of 2% State SPR)	Carryover/ AC ¹	Estimated CY 2017	Est. Avail. CY 2017	STIP CY 2017	EST CY 2018	STIP CY 2018	EST CY 2019	STIP CY 2019	EST CY 2020	STIP CY 2020	EST TOTAL	STIP 4 CY'S	DIFF 4 YEARS
National Highway Performance*		375.2	375.2	352.0	375.2	384.0	375.2	162.0	375.2	173.0	1,500.8	1,071.0	429.8
Congestion Mitigation and Air Quality*		36.6	36.6	12.0	36.6	33.0	36.6	32.0	36.6	32.0	146.4	109.0	37.4
Surface Transportation Block Grant (STBG)	117.6	175.3	292.9	234.0	175.3	171.0	175.3	130.0	175.3	120.0	818.8	655.0	163.8
Safety	35.9	42.4	78.3	60.0	42.4	37.0	42.4	12.0	42.4	6.0	205.5	115.0	90.5
Border Infrastructure	2.9		2.9	1.2		0.2		0.9		0.3	2.9	2.6	0.3
Safe Routes to Schools	1.4		1.4	0.0		0.0		0.0			1.4	0.0	1.4
TA Set-Aside (previously TAP)	7.3	10.8	18.1	6.4	10.8	2.0	10.8	1.8	10.8	1.7	50.5	11.9	38.6
Ferry Boat Program	41.0	18.0	59.0	38.0	18.0	17.0	18.0	17.0	18.0	16.0	113.0	88.0	25.0
National Freight Program	12.3	18.3	30.6		18.3		18.3		18.3		85.5	0.0	85.5
High Priority Projects (DEMO)	67.8		67.8	12.9		3.5		1.4		1.4	67.8	19.2	48.6
Section 5307	30.0	151.0	181.0	171.0	151.0	131.0	151.0	109.0	151.0	135.0	634.0	546.0	88.0
5307(h) - Passenger Ferry Grant Program	12.0		12.0	12.0							12.0	12.0	0.0
Section 5309											0.0	0.0	0.0
Discretionary (Bus) **	12.0		12.0	12.0							12.0	12.0	0.0
Formula (Fixed Guideway)		107.1	107.1		107.1		107.1		107.1		428.4	0.0	428.4
New Start		113.3	113.3	0.003	113.3		113.3		113.3		453.2	0.003	453.2
Section 5310		7.1	7.1	5.0	7.1	4.0	7.1	1.0	7.1	1.0	28.4	11.0	17.4
Section 5311	8.0	15.0	23.0	23.0	15.0		15.0		15.0		68.0	23.0	45.0
Section 5316	0.2		0.2	0.2							0.2	0.2	0.0
Section 5317			0.0								0.0	0.0	0.0
Section 5329	0.4	0.6	1.0	1.0	0.6		0.6		0.6		2.8	1.0	1.8
Section 5337	20.0	54.6	74.6	59.0	54.6	40.0	54.6	37.0	54.6	40.0	238.4	176.0	62.4
Section 5339	5.0	17.0	22.0	21.5	17.0	10.0	17.0	8.0	17.0	11.0	73.0	50.5	22.5
5339(c) Low/No-Emmission Vehicle Deple	13.0		13.0	10.5							13.0	10.5	2.5
Bureau of Indian Affairs (BIA)		0.1	0.1	0.1							0.1	0.1	0.0
Comm. Develop. Block Grants (CDBG)		1.0	1.0	1.0	0.02	0.02			0.02	0.02	1.0	1.0	0.0
Indian Reservation Roads (IRR)	0.001		0.001	0.001							0.001	0.001	0.0
Tribal Transportation Program (TTP)		1.1	1.1	1.1							1.1	1.1	0.0
TIGER Grants	25.0		25.0	10.0				15.0			25.0	25.0	0.0
Western Federal Lands (WFL)		8.4	8.4	8.4							8.4	8.4	0.0
Discretionary	19.2		19.2	19.2	0.9	0.9					20.1	20.1	0.0
Federal Total	431.0	1,152.9	1,583.9	1,071.5	1,143.2	833.6	1,142.3	527.1	1,142.3	537.4	5,011.7	2,969.6	
Local/State Funds			8,541.0	2,477.0	8,683.0	1,368.0	8,801.0	917.0	8,906.0	575.0	34,931.0	5,337.0	
TIFIA													
Grand Totals - All Programs	431.0	1,152.9	10,124.9	3,548.5	9,826.2	2,201.6	9,943.3	1,444.1	10,048.3	1,112.4	39,942.7	8,306.6	31,636.1

* Projects utilize transfers between Title 23 programs.
 **Includes State of Good Repair, Livability & Veterans Transportation & Community Living Initiative grant award
 NOTE 1: Estimate may include advance construction (AC) financing

STIP Administration

The following is provided as additional clarification on: 1) what to include in the total project cost estimate; 2) complete funding of a programmed project or phase of a project in the STIP; and 3) documenting full funding for a project.

TOTAL PROJECT COST:

The total project cost is the estimated complete cost, of all phases of the project that has independent utility, as defined by NEPA document. All dollars associated with the project (federal, state, local, etc.) need to be programmed in the STIP. Total project cost estimates should be updated in the STIP at key intervals throughout the project's life. At a minimum, at least annually when updating the STIP.

COMPLETE FUNDING OF A PROJECT OR PHASE OF A PROJECT:

The STIP is designed to document the total amount of funds (federal, state, local, etc.) programmed for each project or phase of a project listed in the STIP. For projects that are regionally significant, it does not matter if there are federal funds or not – all funds must be programmed in the STIP. For non-regionally significant projects that are using Federal funds, the STIP documents all funds to be programmed for that project or project phase.

If a project only has partial funding reasonably available for a given phase, the phase would not be programmed in the STIP, until the funds necessary to complete the phase are considered reasonably available.

For example: If a federal grant for construction is awarded for a project, but the agency does not have the local funds to match the award, or there are no funds to complete the phases needed prior to construction (preliminary engineering (PE) and/or right of way (RW)), the construction phase cannot be included in the STIP.

FULL FUNDING:

The discussion above regarding the amount of funds programmed for a project or phase is not the same as documenting full funding for a project. Full funding is associated with reasonable assurance that the funds will be available for programming in the STIP in the timeframe anticipated – as documented in the MTP, 10-year budget document, six-year transportation program, etc. - and as programmed in the STIP. Also, full funding assures that projects programmed in the STIP are intended to be constructed and removes the requirement of further documentation such as prior or future obligation amounts.

Instances of full funding are as follows:

1. Projects that show complete funding of all phases (preliminary engineering (PE), right of way (RW), construction (CN)) in the STIP are considered fully funded.
2. Projects that contain the complete funding of the final phase of construction (CN) are considered fully funded.
3. Projects with future phases not included in the four year STIP are considered fully funded based upon:
 - a. The Metropolitan TIPs and Transportation Plans for projects inside an MPO. As identified in the STIP, the project may be found by reviewing the appropriate MTIP and financial plan that is available on the MPO website listed in Appendix D. The MPO will be listed as the agency in the top left corner of the STIP project page. For projects

STIP Administration

- whose completion date is outside the MTIP window, the projects are found to be consistent with the MTP.
- b. The 10 year programming budget document for WSDOT projects outside of MPOs that is fiscally constrained to investment levels tied to the Transportation Revenue Forecast. The project may be found by reviewing the appropriate WSDOT programming budget document and financial information through:
 - i. <http://www.wsdot.wa.gov/projects/search/> for current delivery information (current legislative budget and current approved cost), by entering the project PIN; or
 - ii. the legislative project list at <http://www.transinfo.state.wa.us/CurrentProjectLists/CurrProjLists.aspx>; or
 - iii. <http://leap.leg.wa.gov/leap/Budget/Detail/2012/ctLEAPDoc2012-1-0308.pdf>. The WSDOT region will be listed as the agency in the top left corner of the STIP project page. Each WSDOT project is given an individual PIN that is referenced in these documents.
 - c. The annual update of the respective city or county fiscally constrained, six year transportation program, for projects outside of MPOs. The project may be found on the respective agency's web site or by contacting the local agency directly. The specific local agency will be identified as the agency in the top left corner of the STIP project page. Each project is given an individual project identifier (STIP ID) and/or project title that can be used to cross-reference. For projects outside the STIP window, the projects are found to be consistent with the agency's capital program.
4. Discretionary Projects (Administration discretionary selections, congressional and legislative earmarks) not in the STIP prior to funding may be added by amendment to Metropolitan TIPs and the STIP as appropriate.

All projects utilizing federal funds are required to be delivered as outlined in Title 23 of the United States Code (USC).

STIP Administration

ADDITIONAL EXAMPLES:

Example 1: Does the STIP need to document the total amount of funds programmed for the phase?

PE phase = \$5M (Fed + Local match)

Answer: Yes – the STIP is designed to document the total amount of funds (Federal and/or Local) programmed for each project/phase of a project listed in the STIP.

STIP (2013) – PE = \$1M (Fed) + \$4M (local) = \$5M programmed in the STIP

Example 2: In cases where a project phase is going to be programmed over several STIP years, the STIP would reflect how the funds are programmed.

STIP (2013) = \$1M (Fed + Local match)

STIP (2014) = \$2M (local)

STIP (2015) = \$1M (local)

STIP (2016) = \$1M (local)

Total Programmed in the STIP = \$5M

Example 3: For a case where a project phase is going to be programmed over several years and starts in the last year of the STIP.

STIP (2016) = \$1M (Fed + Local match)

The rest of the phase is assumed to be fully funded based on the fiscal constraint demonstration from the MTP.

Total Programmed in the STIP = \$1M

However, if the project were to move forward to 2013 so it could be authorized, the rest of the funding associated with the project would also need to move forward into the STIP and would reflect something like Example 1 or 2 above.

STIP Administration

Appendix C

<u>Amendment</u> ¹	<u>Administrative Modifications</u> ²	<u>Updates Not Requiring STIP Change</u>
See Section VII STIP Management - STIP Amendments & Administrative Modifications of the STIP document for definition.	See Section VII STIP Management - STIP Amendments & Administrative Modifications of the STIP document for definition. The following do not require the STIP to be modified prior to federal authorization of the project. However, the STIP must be updated to align with MPO requirements and reflect the changes as soon as possible.	The following do not require the STIP to be changed, as they will be reflected in the annual obligation report or subsequent STIP as applicable.
Adding a New Project	Revisions to lead agency	Moving a project within the four years of the TIP or STIP.
Deleting a Project	Adding a prior phase of a project not previously authorized	Changes in a projects federal fund source(s) (any change from IM to NHS or STP etc., is an update only as this is a funds management action)
Changes to a project's total programmed amount* greater than 30% (or any amount greater than \$3 million). This includes adding or subtracting funds from currently programmed phases. * Total programmed amount = A project's current 4-year STIP total of programmed funds	Changes to a project's total programmed amount* less than 30% (or any amount less than \$3 million). This includes adding or subtracting funds from currently programmed phases. <u>Note:</u> In order to reprogram funds decreased from a project or phase (i.e. adjust to award), the STIP will need to be updated prior to or at the same time funds are being reprogrammed. * Total programmed amount = A project's current 4-year STIP total of programmed funds	Any and/or all federal funds currently programmed in the STIP for a particular project without consideration of the phase split. For example: Programmed amounts are: PE – 1,000,000 CN – 4,000,000 Authorization for PE of 1,750,000 is allowed without a change to the STIP since the funds are programmed. OR Authorization for CN of 5,000,000 if the funds were not utilized for PE.
Major Scope Changes		
Changes to a project that affects Air Quality Conformity	Minor changes or errors in project information such as: environmental type, right of way required, improvement type, project limits, functional classification, typographical errors, transposed numbers, etc.	All adjustments in a project's funding authorization for award of a contract.
Adding a future phase of a project		
Adding Federal dollars to a project currently in the TIP/STIP that does not have federal funds (<i>federalizing a project</i>).		

¹ Amendments will continue monthly January through October

² Administrative modifications will be updated monthly and available via the on-line STIP. FHWA/FTA will be provided listing twice a year with the January and October amendment submittals. Additionally, financial feasibility will be shown in the original STIP and updated twice a year in the January and October amendment submittals to FHWA/FTA.

**Benton-Franklin Council of Governments (BFCG)
TMA, MPO, and Benton-Franklin RTPO**

1622 Terminal Drive
Richland, WA 99354

Mailing Address:
P.O. Box 217
Richland, WA 99352

Phone: (509) 943-9185
Fax: (509) 943-6756

www.bfcog.us/
www.wsdot.wa.gov/planning/Regional/BFCG.htm

Contact Information

Brian Malley, Executive Director, bmalley@bfcog.us

Tanna Dole, Transportation Programs Manager, tdole@bfcog.us

Len Pavelka, Transportation Planning Specialist, lpavelka@bfcog.us

Jacob Gonzalez, Transportation Planning Specialist, jgonzalez@bfcog.us

Geoff Wagner, Transportation Planning Specialist, gwagner@bfcog.us

Counties: Benton, Franklin

**Washington State Department of Transportation
South Central Region**

2809 Rudkin Road
Union Gap, WA 98903-1648

Phone: (509) 577-1600
Fax: (509) 577-1603

www.wsdot.wa.gov/regions/SouthCentral/

South Central Region Contact Information

Brian White, Interim Regional Administrator, (509) 577-1620, whiteb@wsdot.wa.gov

Troy Suing, Assistant Regional Administrator-Program Management, (509) 577-1626, suingt@wsdot.wa.gov

Paul Gonseth, Planning Engineer, (509) 577-1630, gonsetp@wsdot.wa.gov

Randy Giles, Program Management Engineer, (509) 577-1629, gilesr@wsdot.wa.gov

Roger Arms, Local Programs Engineer, (509) 577-1780, armsr@wsdot.wa.gov

WSDOT HQ Liaisons

Cliff Hall, Tribal and Regional Coordination Liaison, (360) 705-7993, hallcli@wsdot.wa.gov

Linda Howell, Public Transportation Community Liaison, (509) 543-3316, howell@wsdot.wa.gov

[Return to Table of Contents](#)

**Chelan-Douglas Transportation Council (CDTC)
MPO and RTPO**

11 Spokane Street, Suite 301
Wenatchee, WA 98801

Phone: (509) 663-9059

Fax: (509) 663-2022

www.chelan-douglas.org

Contact Information

Jeff Wilkens, Executive Director, (509) 663-9059 ext. 228, jeff@chelan-douglas.org

Chad Daggett, Administrative Assistant, (509) 663-9059 ext. 230, chad@chelan-douglas.org

David Fletcher, Senior Planner, (509) 663-9059, david@chelan-douglas.org

Nicole Campbell, Associate Planner, (509) 663-9059, nicole@chelan-douglas.org

Counties: Chelan, Douglas

**Washington State Department of Transportation
North Central Region**

1551 North Wenatchee Avenue
Wenatchee, WA 98801-1156

Phone: (509) 667-3000

Fax: (509) 667-2940

www.wsdot.wa.gov/regions/NorthCentral/

North Central Region Contact Information

Dan Sarles, Regional Administrator, (509) 667-3001, sarlesd@wsdot.wa.gov

Dave Bierschbach, Assistant Regional Administrator-Engineering, (509) 667-3030, bierscd@wsdot.wa.gov

Terry Mattson, Program Manager, (509) 667-2899, mattsot@wsdot.wa.gov

Paul Mahre, Local Programs Engineer, (509) 667-3090, mahrep@wsdot.wa.gov

Nicholas Manzano, Planning Supervisor, (509) 667-2905, manzarn@wsdot.wa.gov

Cynthia McGlothorn, Transportation Planner, (509) 667-2910, mcglotc@wsdot.wa.gov

WSDOT HQ Liaisons

Doug Cox, Tribal and Regional Coordination Liaison, (360) 705-6906, coxdoug@wsdot.wa.gov

Greg Wright, Public Transportation Community Liaison, (360) 791-1170, wrightg@wsdot.wa.gov

[Return to Table of Contents](#)

Cowlitz-Wahkiakum Council of Governments (CWCOG) MPO and Southwest Washington (SWRTPO) RTPO

207 4th Avenue N
Administration Annex
Kelso, WA 98626-4195

Phone: (360) 577-3041
Fax: (855) 710-6381

www.cwcog.org/
www.wsdot.wa.gov/planning/Regional/CWCOG.htm

Washington Contact Information

Bill Fashing, Executive Director, bfashing@cwcoog.org
Anisa Kisamore, Office Administrator, akisamore@cwcoog.org
Judith Donovan, Transportation Planner, jdonovan@cwcoog.org

Oregon Contact Information

Kenneth Shonkwiler, Area 1 Northwest Planner, Oregon Department of Transportation, Region 2, (503) 325-5281, Kenneth.d.Shonkwiler@odot.state.or.us

Counties:

Washington – Cowlitz, Grays Harbor, Lewis, Pacific, Wahkiakum
Oregon – Rainier

**Washington State Department of Transportation
Southwest Region**

11018 NE 51st Circle
P.O. Box 1709
Vancouver, WA 98682

Phone: (360) 905-2000
Fax: (360) 905-2222

www.wsdot.wa.gov/regions/Southwest/

Southwest Region Contact Information

Kris Strickler, Regional Administrator, (360) 905-2001, stricklerk@wsdot.wa.gov
Michael Williams, Planning Manager, (360) 905-1546, william@wsdot.wa.gov
Ken Burgstahler, Transportation Planner, (360) 905-2052, burgstk@wsdot.wa.gov
Brian McMullen, Program Manager, (360) 905-2030, mcmullb@wsdot.wa.gov
Chad Hancock, Local Programs Engineer, (360) 905-2215, hancocc@wsdot.wa.gov

WSDOT HQ Liaisons

Matt Kunic, Tribal and Regional Coordination Liaison, (360) 705-7954, kunicma@wsdot.wa.gov
Shamus Misek, Public Transportation Community Liaison, (360) 705-7346, miseks@wsdot.wa.gov

[Return to Table of Contents](#)

Lewis-Clark Valley MPO

P.O. Box 160
Asotin, WA 99402

Phone: (509) 243-2074

www.lewisclarkmpo.org/
www.wsdot.wa.gov/planning/Regional/LCVMPO.htm

Contact Information

Shannon Grow, MPO Director, (208) 298-1345, director@lewisclarkmpo.org

Erika Bowen, Division Administrator, Office of Highway Safety, Idaho Transportation Department
(208) 334-8552, erika.bowen@itd.idaho.gov

Barb Cook, Finance Officer, (509) 243-2074, bcook@co.asotin.wa.us

Counties:

Washington – Asotin

Idaho – Nez Perce

**Washington State Department of Transportation
South Central Region**

2809 Rudkin Road
Union Gap, WA 98903-1648

Phone: (509) 577-1600

Fax: (509) 577-1603

www.wsdot.wa.gov/regions/SouthCentral/

South Central Region Contact Information

Todd Trepanier, Regional Administrator, (509) 577-1620, trepantv@wsdot.wa.gov

Troy Suing, Assistant Regional Administrator-Program Management, (509) 577-1626, suingt@wsdot.wa.gov

Paul Gonseth, Planning Engineer, (509) 577-1630, gonsetp@wsdot.wa.gov

Randy Giles, Program Management Engineer, (509) 577-1629, gilesr@wsdot.wa.gov

Roger Arms, Local Programs Engineer, (509) 577-1780, armsr@wsdot.wa.gov

WSDOT HQ Liaisons

Doug Cox, Tribal and Regional Coordination Liaison, (360)705-6906, coxdoug@wsdot.wa.gov

Linda Howell, Public Transportation Community Liaison, (509) 543-3316, howell@wsdot.wa.gov

[Return to Table of Contents](#)

Northeast Washington (NEW) RTPO

986 South Main Street, Suite A
Colville, WA 99114

Phone: (509) 684-4571

Fax: (509) 684-4788

<http://www.teddonline.com/>

Contact Information

Jeff Koffel, Executive Director/Loan Officer, (509) 684-4571 ext. 105, jkoffel@teddonline.com

Melinda Lee, District Planner, mlee@teddonline.com

Mallory Conner, Finance Manager, mconner@teddonline.com

Kinsey Larsen, Regional Mobility-Veterans Service Coordinator, klarsen@teddonline.com

Alyssa Rowton, Office Assistant, arowton@teddonline.com

Counties: Ferry, Pend Oreille, Stevens

Washington State Department of Transportation

Eastern Region

2714 North Mayfair Street
Spokane, WA 99207

Phone: (509) 324-6000

Fax: (509) 324-6005

www.wsdot.wa.gov/regions/Eastern/

Eastern Region Contact Information

Mike Gribner, Regional Administrator, (509) 324-6010, gribnem@wsdot.wa.gov

Charlene Kay, Planning Engineer, 509-324-6195, kayc@wsdot.wa.gov

Glenn Wagemann, Program Manager, (509) 324-6025, wagemag@wsdot.wa.gov

Keith Martin, Local Programs Engineer, (509) 324-6080, martink@wsdot.wa.gov

WSDOT HQ Liaisons

Doug Cox, Tribal and Regional Coordination Liaison, (360) 705-6906, coxdoug@wsdot.wa.gov

Greg Wright, Public Transportation Community Liaison, (360) 791-1170, wrightg@wsdot.wa.gov

[Return to Table of Contents](#)

Palouse RTPO
845 Port Way
Clarkston, WA 99403

Phone: (509) 751-9144

www.palousertpo.org

Contact Information

Shaun Darveshi, Transportation Planning Engineer, shaun@palousertpo.org

Dawn Smith, Administrator/Bookkeeper, dawn@seweda.org

Counties: Asotin, Columbia, Garfield, Whitman

**Washington State Department of Transportation
South Central Region**

2809 Rudkin Road
Union Gap, WA 98903-1648

Phone: (509) 577-1600

Fax: (509) 577-1603

www.wsdot.wa.gov/regions/SouthCentral/

South Central Region Contact Information

Todd Trepanier, Regional Administrator, (509) 577-1620, trepantv@wsdot.wa.gov

Troy Suing, Assistant Regional Administrator-Program Management, (509) 577-1626, suingt@wsdot.wa.gov

Paul Gonseth, Planning Engineer, (509) 577-1630, gonsetp@wsdot.wa.gov

Randy Giles, Program Management Engineer, (509) 577-1629, gilesr@wsdot.wa.gov

Roger Arms, Local Programs Engineer, (509) 577-1780, armsr@wsdot.wa.gov

Eastern Region Contact Information

Mike Gribner, Regional Administrator, (509) 324-6010, gribnem@wsdot.wa.gov

Charlene Kay, Planning Engineer, (509) 324-6195, kayc@wsdot.wa.gov

Glenn Wagemann, Program Manager, (509) 324-6025, wagemag@wsdot.wa.gov

Keith Martin, Local Programs Engineer, (509) 324-6080, martink@wsdot.wa.gov

WSDOT HQ Liaisons

Doug Cox, Tribal and Regional Coordination Liaison, (360) 705-6906, coxdoug@wsdot.wa.gov

Linda Howell, Public Transportation Community Liaison, (509) 543-3316, howell@wsdot.wa.gov

[Return to Table of Contents](#)

Peninsula RTPO

Washington State Department of Transportation (Lead)
Olympic Region
5720 Capitol Boulevard
Tumwater, WA 98504-7440

Mailing Address:
P.O. Box 47440
Olympia, WA 98504-7440

Phone: (360) 357-2600
Fax: (360) 357-2601

www.wsdot.wa.gov/partners/prtpo/

Olympic Region Contact Information

Kevin Dayton, Regional Administrator, (360) 357-2605, daytonk@wsdot.wa.gov

Dennis Engel, Planning Manager, (360) 357-2651, engeld@wsdot.wa.gov

Debbie Clemen, Peninsula RTPO Coordinator, (360) 704-3204, clemend@wsdot.wa.gov

Neal Campbell, Local Programs Engineer, (360) 357-2666, campben@wsdot.wa.gov

Counties: Clallam, Jefferson, Kitsap, Mason

WSDOT HQ Liaisons

Angie Davis, Tribal and Regional Coordination Liaison, (360) 705-7967, davisan@wsdot.wa.gov

Tom Hanson, Public Transportation Community Liaison Lead, (360) 705-7919, hansont@wsdot.wa.gov

[Return to Table of Contents](#)

**Puget Sound Regional Council (PSRC)
TMA, MPO, and RTPO**

1011 Western Avenue, Suite 500
Seattle, WA 98104-1035

Phone: (206) 464-7090

Fax: (206) 587-4825

www.psrc.org/

www.wsdot.wa.gov/planning/Regional/PSRC.htm

Contact Information

Josh Brown, Executive Director, (206) 464-7515, jbrown@psrc.org

Charlie Howard, Transportation Director, (206) 464-7122, choward@psrc.org

Cheryl Saltys, Administrative Assistant, (206) 464-6170, csaltys@psrc.org

Andrew Werfelmann, Accountant, (206) 971-3292, awerfelmann@psrc.org

Rick Olson, Government Relations, (206) 971-3050, rolson@psrc.org

Kelly McGourty, Program Manager, TIP, (206) 971-3601, kmcgourty@psrc.org

Dick Callahan, Senior Planner, TIP, (206) 464-6171, dcallahan@psrc.org

Mark Gulbranson, Deputy Executive Director, Budget/Work Program, (206) 464-7524, mgulbranson@psrc.org

Craig Helmann, Program Manager, Data Systems and Analysis, (206) 464-6180, chelmann@psrc.org

Diana Lauderbach, Chief Financial Officer, (206) 464-5416, dlauderbach@psrc.org

Counties: King, Kitsap, Pierce, Snohomish

**Washington State Department of Transportation
Northwest Region**

401 Second Avenue South, Suite 300
Seattle, WA 98104-2887

Phone: (206) 464-1262

Fax: (206) 464-1286

Northwest Region Contact Information

Lorena Eng, Northwest Regional Administrator, (206) 440-4706, engl@wsdot.wa.gov

Charles Prestrud, Systems Planning Manager, (206) 464-1271, prestrc@wsdot.wa.gov

Olympic Region Contact Information

Kevin Dayton, Regional Administrator, (360) 357-2605, daytonk@wsdot.wa.gov

Dennis Engel, Planning Manager, (360) 357-2651, engeld@wsdot.wa.gov

Neal Campbell, Local Programs Engineer, (360) 357-2666, campben@wsdot.wa.gov

WSDOT HQ Liaison

Cliff Hall, Tribal and Regional Coordination Liaison, (360) 705-7993, hallcli@wsdot.wa.gov

Ryan Warner, Public Transportation Community Liaison, (360) 705-6918, warnerry@wsdot.wa.gov

[Return to Table of Contents](#)

**Quad-County RTPO
Lincoln County Public Works
(Lead Agency-SFY 2016-2017)**
27234 SR 25N
Davenport, WA 99122

Phone: (509) 725-7041

Fax: (509) 725-4467

Contact Information

Phil Nollmeyer, Operations/Permits Coordinator, (509) 725-7041, pnollmeyer@co.lincoln.wa.us

Rick Becker, Public Works Director, (509) 725-7041, rbecker@co.lincoln.wa.us

Debbie Orvis, Administrative Assistant, (509) 725-7041, dorvis@co.lincoln.wa.us

Counties: Lincoln, Grant, Adams, Kittitas

**Washington State Department of Transportation
South Central Region**

Mailing Address:

2809 Rudkin Road

Union Gap, WA 98903-1648

Phone: (509) 577-1600

Fax: (509) 577-1603

www.wsdot.wa.gov/regions/SouthCentral/

South Central Region Contact Information

Todd Trepanier, Regional Administrator, (509) 577-1620, trepantv@wsdot.wa.gov

Troy Suing, Assistant Regional Administrator-Program Management, (509) 577-1626, suingt@wsdot.wa.gov

Paul Gonseth, Planning Engineer, (509) 577-1630, gonsetp@wsdot.wa.gov

Randy Giles, Program Management Engineer, (509) 577-1629, gilesr@wsdot.wa.gov

Roger Arms, Local Programs Engineer, (509) 577-1780, armsr@wsdot.wa.gov

Eastern Region Contact Information

Mike Gribner, Regional Administrator, (509) 324-6010, gribnem@wsdot.wa.gov

Charlene Kay, Planning Engineer, (509) 324-6195, kayc@wsdot.wa.gov

Glenn Wagemann, Program Manager, (509) 324-6025, wagemag@wsdot.wa.gov

Keith Martin, Local Programs Engineer, (509) 324-6080, martink@wsdot.wa.gov

North Central Region Contact Information

Dan Sarles, Regional Administrator, (509) 667-3001, sarlesd@wsdot.wa.gov

Dave Bierschbach, Assistant Regional Administrator-Engineering, (509) 667-3030, bierscd@wsdot.wa.gov

Terry Mattson, Program Manager, (509) 667-2899, mattst@wsdot.wa.gov

Paul Mahre, Local Programs Engineer, (509) 667-3090, mahrep@wsdot.wa.gov

Nicholas Manzano, Planning Supervisor, (509) 667-2905, manzarn@wsdot.wa.gov

Cynthia McGlothorn, Transportation Planner, (509) 667-2910, mcglotc@wsdot.wa.gov

WSDOT HQ Liaisons

Doug Cox, Tribal and Regional Coordination Liaison, (360) 705-6906, coxdoug@wsdot.wa.gov

Greg Wright, Public Transportation Community Liaison, (360) 791-1170, wrightg@wsdot.wa.gov

[Return to Table of Contents](#)

**Skagit Council of Governments (SCOG)
MPO and RTPO**

204 W. Montgomery Street
Mount Vernon, WA 98273-3843
Phone: (360) 416-6678
Fax: (360) 416-7831

<http://scog.net/>

SMPO Contact Information

Kevin Murphy, Executive Director, (360) 416-7871, kevinm@scog.net
Gabe Phillips, Transportation Planner/Modeler, (360) 416-6678, gabep@scog.net
Mark Hamilton, Transportation Planner, (360) 416-7876, markh@scog.net

Counties: Skagit

**Washington State Department of Transportation
Northwest Region**

1043 Goldenrod Road, Suite 101
Burlington, WA 98233-3415

Phone: (360) 757-5999
Fax: (360) 757-5975

www.wsdot.wa.gov/northwest/

Northwest Region Contact Information

Lorena Eng, Regional Administrator, (206) 440-4706, enl@wsdot.wa.gov
Jay Drye, Assistant Regional Administrator, (360) 757-5993, dryej@wsdot.wa.gov
Todd Carlson, Planning & Engineering Services Manager, (360) 757-5980, carlsot@wsdot.wa.gov
John Shambaugh, Planning Manager, (360) 757-5981, shambaj@wsdot.wa.gov
Ed Conyers, Local Programs Engineer, (206) 440-4734, conyere@wsdot.wa.gov

WSDOT HQ Liaisons

Cliff Hall, Tribal and Regional Coordination Liaison, (360) 705-7993, hallcli@wsdot.wa.gov
Ryan Warner, Public Transportation Community Liaison, (360) 705-6918, warnerry@wsdot.wa.gov

[Return to Table of Contents](#)

Southwest Washington Regional Transportation Council (RTC)

TMA, MPO, and RTPO

1300 Franklin Street, Floor 4
P.O. Box 1366
Vancouver, WA 98666-1366

Phone: (360) 397-6067

Fax: (360) 397-6132

Email: info@rtc.wa.gov

www.rtc.wa.gov/

www.wsdot.wa.gov/planning/Regional/SRTC.htm

Contact Information

Matt Ransom, Executive Director, (360) 397-6067 ext. 5208, matt.ransom@rtc.wa.gov

Lynda David, Senior Transportation Planner, (360) 397-6067 ext. 5205, lynda.david@rtc.wa.gov

Patty Raedy, Accountant, (360) 397-6067 ext. 5210, patty.raedy@rtc.wa.gov

Dale Robins, TIP, (360) 397-6067 ext. 5212, dale.robins@rtc.wa.gov

Bob Hart, Air Quality, (360) 397-6067 ext. 5206, bob.hart@rtc.wa.gov

Counties: Clark, Klickitat, Skamania

Washington State Department of Transportation

Southwest Region

11018 NE 51st Circle

P.O. Box 1709

Vancouver, WA 98682

Phone: (360) 905-2000

Fax: (360) 905-2222

www.wsdot.wa.gov/regions/Southwest/

Southwest Region Contact Information

Kris Strickler, Regional Administrator, (360) 905-2001, stricklerk@wsdot.wa.gov

Michael Williams, Planning Manager, (360) 905-1546, william@wsdot.wa.gov

Ken Burgstahler, Transportation Planner, (360) 905-2052, burgstk@wsdot.wa.gov

Brian McMullen, Program Manager, (360) 905-2030, mcmullb@wsdot.wa.gov

Chad Hancock, Local Programs Engineer, (360) 905-2215, hancocc@wsdot.wa.gov

WSDOT HQ Liaisons

Matt Kunic, Tribal and Regional Coordination Liaison, (360) 705-7954, kunicma@wsdot.wa.gov

Shamus Misek, Public Transportation Community Liaison, (360) 705-7346, miseks@wsdot.wa.gov

[Return to Table of Contents](#)

Spokane Regional Transportation Council (SRTC)

TMA, MPO, and RTPO

421 W. Riverside Avenue, Suite 500
Spokane, WA 99201-3645

Phone: (509) 343-6370

Fax: (509) 343-6400

Email: contact.srtc@srtc.org

www.srtc.org/

www.wsdot.wa.gov/planning/Regional/SRTC.htm

Contact Information

Kevin Wallace, Executive Director, kwallace@srtc.org

Ryan Stewart, Senior Transportation Planner, (509) 343-6395, rstewart@srtc.org

Anna Ragaza-Bourassa, Senior Transportation Planner, (509) 343-6375, annarb@srtc.org

Eve Nelson, Senior Transportation Planner, (509) 343-6379, enelson@srtc.org

Julie Meyers-Lehman, Administrative Assistant, (509) 343-6370, julieml@srtc.org

County: Spokane

Washington State Department of Transportation

Eastern Region

2714 North Mayfair Street
Spokane, WA 99207-2090

Phone: (509) 324-6000

Fax: (509) 324-6005

www.wsdot.wa.gov/regions/Eastern/

Eastern Region Contact Information

Keith Metcalf, Regional Administrator, (509) 324-6010, metcalk@wsdot.wa.gov

Charlene Kay, Planning Engineer, (509) 324-6195, kayc@wsdot.wa.gov

Glenn Wagemann, Program Manager, (509) 324-6025, wagemag@wsdot.wa.gov

Keith Martin, Local Programs Engineer, (509) 324-6080, martink@wsdot.wa.gov

WSDOT HQ Liaisons

Cliff Hall, Tribal and Regional Coordination Liaison, (360) 705-7993, hallcli@wsdot.wa.gov

Greg Wright, Public Transportation Community Liaison, (360) 791-1170, wrightg@wsdot.wa.gov

[Return to Table of Contents](#)

**Thurston Regional Planning Council (TRPC)
MPO and RTPO**

2424 Heritage Court SW, Suite A
Olympia, WA 98502

Phone: (360) 956-7575
Fax: (360) 956-7815

www.trpc.org/
www.wsdot.wa.gov/planning/Regional/TRPCMPO.htm

Contact Information

Veena Tabbutt, Interim Executive Director, (360) 956-7575, tabbutv@trpc.org

Rosalie Bostwick, Office Manager, Accounting, (360) 956-7373, bostwir@trpc.org

Karen Parkhurst, Policy and Program Director, RTP, Policy Development, (360) 741-2522, parkhuk@trpc.org

Paul Brewster, Senior Planner, Public Safety, Safe Routes to School, CTR, (360) 741-2526,
brewsterp@trpc.org

Holly Gilbert, Senior Planner, Regional CTR Manager, (360) 741-2512, gilberh@trpc.org

Aaron Grimes, Transportation Modeler, Regional Model, (360) 741-2510, grimessa@trpc.org

County: Thurston

**Washington State Department of Transportation
Olympic Region**

5720 Capitol Boulevard
Tumwater, WA 98504-7440

Mailing Address:
P.O. Box 47440
Olympia, WA 98504-7440

Phone: (360) 357-2600
Fax: (360) 357-2601

www.wsdot.wa.gov/regions/Olympic/

Olympic Region Contact Information

Kevin Dayton, Regional Administrator, (360) 357-2605, daytonk@wsdot.wa.gov

Dennis Engel, Planning Manager, (360) 357-2651, engeld@wsdot.wa.gov

Neal Campbell, Local Programs Engineer, (360) 357-2666, campben@wsdot.wa.gov

WSDOT HQ Liaisons

Angie Davis, Tribal and Regional Coordination Liaison, (360) 705-7967, davisan@wsdot.wa.gov

Tom Hanson, Public Transportation Community Liaison Lead, (360) 705-7919, hansont@wsdot.wa.gov

[Return to Table of Contents](#)

**Walla Walla Valley MPO
and
Walla Walla Sub-RTPO**

107 South Third Ave.
Walla Walla, WA 99362

Phone: (509) 876-8001
Fax: (509) 876-8003

<http://wwwvmpo.org>

Washington Contact Information

Andrea Weckmueller-Behringer, Executive Director, (509) 876-8002, abehringer@wwwvmpo.org

Elaine Dawson, Planning Assistant, (509) 876-8001, edawson@wwwvmpo.org

Counties:

Washington – Walla Walla

Oregon – Umatilla

**Washington State Department of Transportation
South Central Region**

Mailing Address:

2809 Rudkin Road
Union Gap, WA 98903-1648

Phone: (509) 577-1600
Fax: (509) 577-1603

www.wsdot.wa.gov/regions/SouthCentral/

South Central Region Contact Information

Todd Trepanier, Regional Administrator, (509) 577-1620, trepantv@wsdot.wa.gov

Troy Suing, Assistant Regional Administrator-Program Management, (509) 577-1626, suingt@wsdot.wa.gov

Paul Gonseth, Planning Engineer, (509) 577-1630, gonsetp@wsdot.wa.gov

Randy Giles, Program Management Engineer, (509) 577-1629, gilesr@wsdot.wa.gov

Roger Arms, Local Programs Engineer, (509) 577-1780, armsr@wsdot.wa.gov

WSDOT HQ Liaisons

Doug Cox, Tribal and Regional Coordination Liaison, (360) 705-6906, coxdoug@wsdot.wa.gov

Linda Howell, Public Transportation Community Liaison, (509) 543-3316, howell@wsdot.wa.gov

Oregon DOT Contact Information

Monte Grove, Region 5 Manager, Oregon DOT, (541) 963-3177, Monte.grove@odot.state.or.us

Teresa Penninger, Planning/Program/Business Manager, Oregon DOT, (541) 963-1344,

Teresa.B.Penninger@odot.state.or.us

[Return to Table of Contents](#)

**Whatcom Council of Governments (WCOG)
MPO and RTPO**

314 East Champion Street
Bellingham, WA 98225-4502

Phone: (360) 676-6974

Fax: (360) 738-6232

<http://wcog.org>

www.wsdot.wa.gov/planning/Regional/WCOGMPO.htm

Contact Information

Bob Wilson, AICP, Executive Director, bob@wcog.org

Ron Cubellis, CPA, CGFM, Deputy Executive Director/Chief Financial Officer, ron@wcog.org

Hugh Conroy, Director of Planning, hugh@wcog.org

Leslye O'Shaughnessy, Manager of Administrative/Clerk of the Boards, leslye@wcog.org

Melissa Fanucci, Senior Planner, International Mobility and Trade Corridor Program, melissa@wcog.org

Susan Horst, CTR Program Manager, susan@wcog.org

County: Whatcom

**Washington State Department of Transportation
Northwest Region**

1043 Goldenrod Road, Suite 101
Burlington, WA 98233-3415

Phone: (360) 757-5999

Fax: (360) 757-5975

www.wsdot.wa.gov/northwest/

Northwest Region Contact Information

Lorena Eng, Region Administrator, (206) 440-4706, engl@wsdot.wa.gov

Jay Drye, Assistant Regional Administrator, (360) 757-5993, dryej@wsdot.wa.gov

Todd Carlson, Planning & Engineering Services Manager, (360) 757-5980, carlsot@wsdot.wa.gov

John Shambaugh, Planning Manager, (360) 757-5981, shambaj@wsdot.wa.gov

WSDOT HQ Liaisons

Cliff Hall, Tribal and Regional Coordination Liaison, (360) 705-7993, hallcli@wsdot.wa.gov

Ryan Warner, Public Transportation Community Liaison, (360) 705-6918, warnerry@wsdot.wa.gov

[Return to Table of Contents](#)

Yakima Valley Conference of Governments (YVCOG)

MPO and RTPO

311 North 4th Street, Suite 204
Yakima, WA 98901

Phone: (509) 574-1550

Fax: (509) 574-1551

www.yvcog.org/

www.wsdot.wa.gov/planning/Regional/YVCOGMPO.htm

Contact Information

Larry Mattson, Executive Director, larry.mattson@yvcog.org

Deborah LaCombe, MPO/RTPO Manager, deborah.lacombe@yvcog.org

Brian Curtin, CTR Program Coordinator, brian.curtin@yvcog.org

County: Yakima

**Washington State Department of Transportation
South Central Region**

Mailing Address:

2809 Rudkin Road

Union Gap, WA 98903-1648

Phone: (509) 577-1602

Fax: (509) 577-1603

www.wsdot.wa.gov/regions/SouthCentral/

South Central Region Contact Information

Brian White, Interim Regional Administrator, (509) 577-1620, whiteb@wsdot.wa.gov

Troy Suing, Assistant Regional Administrator-Program Management, (509) 577-1626, suingt@wsdot.wa.gov

Paul Gonseth, Planning Engineer, (509) 577-1630, gonsetp@wsdot.wa.gov

Randy Giles, Program Management Engineer, (509) 577-1629, gilesr@wsdot.wa.gov

Roger Arms, Local Programs Engineer, (509) 577-1780, armsr@wsdot.wa.gov

WSDOT HQ Liaisons

Cliff Hall, Tribal and Regional Coordination Liaison, (360) 705-7993, hallcli@wsdot.wa.gov

Linda Howell, Public Transportation Community Liaison, (509) 543-3316, howell@wsdot.wa.gov

[Return to Table of Contents](#)

STIP Format & Project Listing

WSDOT's web based system for the STIP allows local agencies to input their projects online. The following legend is provided for clarification which is followed by the individual projects. For additional details see STIP Training manual at:

<http://www.wsdot.wa.gov/LocalPrograms/ProgramMgmt/STIP.htm>

1. **MPO/RTPO** - MPO or RTPO area project is located in
2. **MPO Boundary: Inside** – project is physically located inside the MPO boundaries; or **Outside** – project is physically located outside of the MPO boundaries. All RTPO projects will be **Outside**.
3. **County** - County where project is located
4. **Agency** - Agency responsible for project
5. **Functional Classification** – Classification of roadway, see P. 73 of the STIP Training Manual
6. **Project Number** - the assigned federal aid number
7. **Project Identification Number (PIN)** – for WSDOT projects
8. **STIP ID** – Unique project Identifier
9. **Improvement Type** – Type of improvement the project will make, see P. 71 of the STIP Training Manual
10. **Total Project Length** – Length of project in miles
11. **Environmental Type** - The project's environmental classification: **CE** – Categorically Exempt; **DCE** – Documented Categorically Exempt; **EIS** – Environmental Impact Statement; or **EA** – Environmental Assessment
12. **RW Required** - Project requires acquisition of right of way
13. **Begin Termini** and **End Termini** - Milepost or street names
14. **Total Estimated Cost of Project** - The total estimated cost includes all phases and funding sources
15. **STIP Amendment Number** - identifies the amendment or correction number of an update to an existing project or an addition of a new project to the STIP after the initial approval
16. **Project Title** – Title of project

17. **Project Description** - Describes the scope of work for the project
18. **Phase** – **PE** – preliminary engineering (design/environmental); **RW** – right of way; **CN** – construction; and **All** – for all phases
19. **Start Date** – The year the funds are to be obligated
20. **Federal Fund Code** - Type of federal funds
21. **Federal Funds** – Amount of federal funds to nearest dollar
22. **State Fund Code** - Type of state funds
23. **State Funds** - Amount of state funds to nearest dollar
24. **Local Funds** - Amount of local funds to nearest dollar
25. **Total** – Total by phase
26. **Project Total** – Column totals for project
27. **Expenditure Schedule** - The year the Agency anticipates to expend the funds identified in the **Funding Section**
28. Total of all projects within the agency

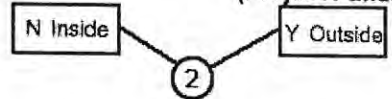
Washington State S. T. I. P.
2012 to 2015

(Project Funds to Nearest Dollar)

1 MPO/RTPO: North Central RTPO

3 County: Okanogan

4 Agency: Okanogan Co.



5 Func Cls	6 Project Number	7 PIN	8 STIP ID	9 Imp Type	10 Total Project Length	11 Environmental Type	12 RW Required	13 Begin Termini	13 End Termini	14 Total Est. Cost of Project	15 STIP Amend. No.
07			9229-17	06	2.000	CE	Yes	MP 11.80	MP 13.80	1,758,000	

16 Conconully Road (7 Devils Section)

17 Minor realignment, widening 2 lanes, grading, drainage, ballast, top course, and BST. Guardrail installation as necessary.

18 Phase	19 Start Date	20 Federal Fund Code	21 Federal Funds	22 State Fund Code	23 State Funds	24 Local Funds	25 Total
PE	2013	STP(R)	228,000		0	36,000	264,000
RW	2013	STP(R)	152,000		0	24,000	176,000
CN	2014	STP(R)	1,140,000		0	178,000	1,318,000
26 Project Totals			1,520,000		0	238,000	1,758,000

27 Expenditure Schedule

Phase	1st	2nd	3rd	4th	5th & 6th
PE	0	50,000	100,000	114,000	0
RW	0	30,000	60,000	76,000	0
CN	0	0	1,318,000	0	0
Totals	0	80,000	1,478,000	190,000	0

28 Agency Totals for Okanogan Co.	Federal Funds	State Funds	Local Funds	Total
	1,520,000	0	238,000	1,758,000



STIP Amendment Status

Amendment No.	Sent to Feds	Feds Approval	Administrative Modification No.	Posted to Web
2017-2020 STIP	12/20/16	1/10/17		
17-01	2/3/17	2/17/17	1701 AdMod	2/3/17
17-02	3/1/17	3/16/17	1702 AdMod	3/1/17
17-03	3/31/17	4/14/17	1703 AdMod	3/31/17
17-04	5/3/17	5/15/17	1704 AdMod	5/3/17
17-05	6/1/17	6/15/17	1705 AdMod	6/1/17
17-06	6/28/17	7/12/17	1706 AdMod	6/28/17
17-07	8/1/17	8/16/17	1707 AdMod	8/1/17
17-08	8/30/17	9/12/17	1708 AdMod	8/30/17
17-09	9/28/17	10/12/17	1709 AdMod	9/28/17
17-10	11/3/17	11/17/17	1710 AdMod	11/3/17

Annual Listing of Federal Obligations

2016

The 2016 Annual Obligation Report for the Benton-Franklin Council of Government's Regional Transportation Improvement Program lists the projects for which Federal transportation funds have been obligated in the Benton-Franklin region during the calendar year 2016.

Transportation Improvement Program

Per 23 CFR 450.332:

In the MPO area, on an annual basis, no later than 90 calendar days, following the end of the program year, the State, public transportation operators and the MPO shall develop a listing of projects. The listing shall be prepared in accordance with 23 CFR 450.314(a) [agreement on the responsibilities for the development of the annual listing of obligated projects and shall include:

- * All federally funded projects authorized or revised to increase obligations in the past year.
- * At a minimum include the TIP information under 23 CFR 450.324(e)(1) [for each project or phase - sufficient descriptive material (i.e., type of work, termini and length) to identify the project or phase].
- * 23 CFR 450.324(e)(4) [lead agency for the project or phase].
- * Identify for each project the amount of federal funds requested in the TIP.
- * The federal funding that was obligated during the preceding year, and
- * The federal funding remaining and available for subsequent years.
- * The listing shall be published in accordance with your MPO's public transportation criteria for the TIP (e.g., the internet).

STP - URBAN SMALL (US)

STP - RURAL (R)

Franklin County	Pasco-Kahlotus Road Reconstruction/ Overlay II	WA-05183	STPR	F115(003)	STP Regional	RW	\$162,551	\$0	\$162,551	\$0	5/12/2016
-----------------	--	----------	------	-----------	--------------	----	-----------	-----	-----------	-----	-----------

The project will upgrade an existing two-lane roadway to provide safety, mobility, and drainage improvements. The improvements will consist of reconstructing portion of the roadway for vertical sight distance issues, structural overlay, and paving of existing gravel shoulders for the total length of the project.

FACILITY	Pasco-Kahlotus Road
TERMINI	Peterson Road to Ice Harbor Road
LENGTH	3

TRANSPORTATION ALTERNATIVES (TAP)

Kennewick	Columbia Drive Streetscape	kenn53	TAP(UL)	3416(006)	TAP	CN	\$100,000	\$0	\$100,000	\$0	6/17/2016
-----------	----------------------------	--------	---------	-----------	-----	----	-----------	-----	-----------	-----	-----------

Project includes sidewalks, plantings, irrigation, bus pullout, storm drainage, and illumination

FACILITY	Columbia Drive
TERMINI	Beech Street to Gum Street
LENGTH	0.29

Richland	Duportail Street Reconstruction	R011	TAP(UL)	3440(002)	TAP	RW	\$9,407	\$0	\$9,407	\$0	11/2/2015
----------	---------------------------------	------	---------	-----------	-----	----	---------	-----	---------	-----	-----------

Richland	Duportail Street Reconstruction	R011	TAP(UL)	3440(002)	TAP	RW		\$9,407	(\$9,407)	\$0	1/26/2016
----------	---------------------------------	------	---------	-----------	-----	----	--	---------	-----------	-----	-----------

Reconstruct roadway to provide 2 travel lanes, bike lanes, curb, gutter, and sidewalk on both sides. Includes reconfiguring the intersection of Duportail Street / Wright Avenue

FACILITY	Duportail Street
TERMINI	Wright Ave to Robert Ave
LENGTH	0.3

Richland	Vantage Highway Pathway	R2014	TAP(UL)	0240(023)	TAP	CN	\$204,739	\$0	\$204,739	\$0	8/18/2016
----------	-------------------------	-------	---------	-----------	-----	----	-----------	-----	-----------	-----	-----------

Construct a Hot Mix Asphalt multi-use pathway on the north side of SR-240, between Kingsgate Way and Robertson Drive.

FACILITY	Vantage Highway
TERMINI	Hanford Legacy Park (Kingsgate Way) and Robertson Drive
LENGTH	1.75

Benton County	Prosser to Granview Pedestrian and Bicycle Path	WA-07670	TAP(US)	B032(005)	TAP	CN	\$69,614	\$0	\$69,614	\$0	4/15/2016
---------------	---	----------	---------	-----------	-----	----	----------	-----	----------	-----	-----------

This project will improve 0.60 miles of this pathway by removing and/or replacing vegetation, shaping adjacent contours, and placing surfacing materials, and installing street furniture such as bollards or benches. Prior PE \$20,000

FACILITY	
TERMINI	County Line Road to 0.6 miles east
LENGTH	0.6

Chelan-Douglas Transportation Council 2016 Annual Listing of Federal Obligations

Agency	Project	STIP ID	Federal Fund Type(s)	Phase(s) Obligated	2016 TIP Federal Funds Available	2016 Federal Funds Obligated	Federal Funds Remaining	2016 Obligation Date(s)	Closure Date
Obligations									
Cashmere	Aplets Way Improvements	CA201210	STP Regional	PE, CN	\$310,384	\$310,383	\$0	1/15	n/a
Chelan Co.	Chumstick Hwy #93350 Safety	WA-07542	HSIP	CN	\$407,500	\$398,921	\$8,579	7/1	n/a
Chelan Co.	West Cashmere Bridge Replacement	WA-06424	STP Regional, Bridge	PE	\$10,466,214	\$563,029	\$9,903,185	7/11	n/a
Douglas Co.	35th St. NW	WA-08034	STP Regional	PE	\$689,000	\$46,624	\$642,376	3/4	n/a
Douglas Co.	McNeil Canyon Rd - Runaway Truck Ramp	WA-06898	HSIP	PE, RW, CN	\$471,724	\$539,891	\$0	4/15, 9/27	n/a
Douglas Co.	North Baker Avenue - City Limits to 23rd St NE	WA-01914	STP Regional	CN	\$2,082,219	\$62,885	\$2,019,334	12/8	n/a
Douglas Co.	Rock Island Rd - Safety Improvements	WA-06900	HSIP	PE, CN	\$44,092	\$18,805	\$25,287	9/27	n/a
Leavenworth	Chumstick Multi-Use Trail	WA-02585	STP Regional	CN	\$275,544	\$275,544	\$0	2/12	n/a
Wenatchee	Citywide Pedestrian Safety	WA-07380	HSIP	CN	\$323,500	\$323,000	\$500	2/11	n/a
Wenatchee	Lewis and Clark Sidewalk Improvements	WA-07376	SRTS	PE	\$372,794	\$40,000	\$332,794	2/29	n/a
Wenatchee	SR 285 and SR 285 Couplet - Miller St. to Ferry St.	WA-03609	HSIP	CN	\$526,442	\$452,394	\$74,048	2/12	n/a
Wenatchee	SR285/South Wenatchee Pedestrian Crossing Improvements	WA-07383	TAP	PE	\$433,000	\$95,150	\$337,850	4/5	n/a
Wenatchee	Wenatchee Signage Safety	WA-07379	HSIP	PE, CN	\$122,500	\$92,100	\$30,400	12/20	n/a
Wenatchee	Western Avenue Safety Improvements	WA-02901	STP Regional	CN	\$1,001,191	\$722,769	\$278,422	2/3, 10/19	n/a
WSDOT (CDTC)	SR 28/9th Street Roundabouts	WA-06566	STP Regional	PE	\$313,130	\$173,000	\$140,130	9/2	n/a
WSDOT-NC	NCR 15-17 Regionwide Shoulder Rumble Strip	200006V	STP	CN	\$569,777	\$59,020	\$510,757	3/10, 5/20	n/a
WSDOT-NC	NCR Guardrail Update 13-15	200000J	STP	PE, CN	n/a	-\$6,536	n/a	2/29	n/a
WSDOT-NC	NCR Guardrail Update 15-17	200000Y	STP	PE, CN	\$367,427	\$101,808	\$265,619	10/27	n/a
WSDOT-NC	NCR Seal 2015	228100C	STP	PE, CN	n/a	-\$59,320	n/a	11/9	n/a
WSDOT-NC	NCR Seal 2016	209790X	STP, NHPP	PE, CN	n/a	\$552,932	n/a	2/29, 3/22, 6/7, 9/6, 10/27	n/a
WSDOT-NC	NCR Seal 2017	202800Y	NHPP	PE	n/a	\$17,449	n/a	5/17, 9/7	n/a
WSDOT-NC	NCR Sign Update 13-15	200000V	STP	PE, CN	n/a	-\$588	n/a	5/5	n/a
WSDOT-NC	NCR Sign Update 15-17	200000W	STP	PE	\$761,800	\$25,115	\$736,685	3/8	n/a
WSDOT-NC	NCR Strategic Pavement Preservation 15-17 Area I	200006X	STP	CN	\$2,243,121	\$1,784,030	\$459,091	11/22	n/a
WSDOT-NC	SR 150/W of Chelan - Paving	215000A	STP	PE, CN	\$3,584,614	\$3,456,798	\$127,816	12/8	n/a
WSDOT-NC	SR 155/Coulee City North - Centerline Rumble Strips	200000T	STP	CN	n/a	\$256,632	n/a	6/30, 8/12	n/a
WSDOT-NC	SR 28/17th to 19th St East Wenatchee - Two Way Left Turn Lane	202842B	HSIP	PE	\$605,938	\$21,451	\$584,487	6/30	n/a
WSDOT-NC	SR 28/5th Street Intersection Improvements	202800T	HSIP	PE	\$1,001,191	\$186,900	\$814,291	2/29	n/a
WSDOT-NC	SR 28/North of East Wenatchee - Safety Improvements	202842C	HSIP	PE	\$433,000	\$45,149	\$387,851	3/4	n/a
WSDOT-NC	SR 285 Co/Wenatchee Area - Paving	228500E	STP	CN	n/a	\$69,703	n/a	8/9	n/a
WSDOT-NC	SR 285 Wenatchee Area - Paving	228500D	STP	PE	n/a	\$236,928	n/a	10/27	n/a
WSDOT-NC	US 2/97 Lower Sunnyslope Road - Access Control	200291X	NHPP	PE, CN	\$347,410	\$310,219	\$37,191	6/10, 6/15, 9/2, 10/26	n/a
WSDOT-NC	US 2/SR 207 Coles Corner - Two Way Left Turn Lane	200207R	NHPP	PE	\$589,418	\$63,456	\$525,962	8/1	n/a
WSDOT-NC	US 2/Stevens Pass - ITS Emergency Power	200202T	NHPP	PE, CN	\$196,000	-\$13,501	n/a	5/20	n/a
WSDOT-NC	US 2/Stevens Pass East - Paving	200202J	STP	PE, CN	n/a	\$13,693	n/a	5/9, 10/12	n/a
WSDOT-NC	US 2/W of Alice Rd Br Deck Rehab	200207O	NHPP	PE, CN	\$372,490	\$534,199	\$0	4/22, 6/17, 9/2, 11/9	n/a
WSDOT-NC	US 97/1.7 Mi. N of Blewett Pass- Culvert Replacement	209702F	NHPP	PE	\$526,528	\$94,550	\$431,978	6/17	n/a
WSDOT-NC	US2/Tumwater Canyon - Bridge Replacements	200201K & 200201L	STP, Bridge	CN	n/a	\$100,000	n/a	1/15	n/a

Chelan-Douglas Transportation Council 2016 Annual Listing of Federal Obligations

Agency	Project	STIP ID	Federal Fund Type(s)	Phase(s) Obligated	2016 TIP Federal Funds Available	2016 Federal Funds Obligated	Federal Funds Remaining	2016 Obligation Date(s)	Closure Date
Closures									
Cascade Loop Association	Cascade Loop Scenic Hwy CMP	CLA-1	Scenic Byway	PE	n/a	-\$4,037	n/a	2/26	3/4
Chelan	Bradley Street North	CChelan16	SRTS	PE, CN	n/a	\$0	n/a	n/a	1/6
Chelan Co.	US2/97 Cashmere Area Transportation & Freight Study	WA-06103	STP Regional	PE	n/a	\$0	n/a	n/a	1/6
Chelan Co.	Wenatchee River	WA-04454	Bridge	CN	n/a	-\$152,594	n/a	11/17	11/30
Douglas Co.	Rock Island Rd. Reconstruction - 3rd to Eller Street	WA-01633	STP Regional	PE	* \$576,000	-\$174,211	n/a	3/22	4/20
East Wenatchee	French Avenue Improvement	WA-05556	TAP	CN	n/a	-\$5,179	n/a	10/12	10/17
Leavenworth	Citywide Preservation and Improvements	WA-02564,-02561,-02562	STP Regional	CN	n/a	-\$27,151	n/a	10/12	10/18

* Federal funds turned back to CDTC

**Longview-Kelso-Rainier
Metropolitan Planning Organization**

2016 Obligation and Closure Report

March 31, 2017

Prepared by the Cowlitz-Wahkiakum Council of Governments



OBLIGATION AND CLOSURE REPORT

CWCOG's Annual Listing of Obligated and Closed Projects for 2016

Introduction

The 2016 Obligation and Closure Report for the Cowlitz-Wahkiakum Council of Governments (CWCOG) details the projects that obligated federal transportation funds in the Metropolitan Planning Organization (MPO) area and Cowlitz County in 2016.

The purpose of this report is to demonstrate continued coordination between the agencies responsible for implementing projects programmed in the Regional Transportation Improvement Program (RTIP). Those agencies include CWCOG, RiverCities Transit, Cowlitz County, City of Longview, City of Kelso, City of Kalama, City of Castle Rock, City of Woodland, and the Washington State Department of Transportation - Southwest Region (WSDOT - SW Region). In addition, the report serves as an evaluation tool for projects programmed in the RTIP's preceding program year. By compiling a list of projects that obligated funds in 2016 and projects that closed, CWCOG is better equipped to monitor the region's overall success at constructing and completing projects.

Cowlitz-Wahkiakum Council of Governments

CWCOG is a regional planning body comprised of local governmental jurisdictions and agencies within Cowlitz and Wahkiakum counties. Non-voting and ex-officio members from both the public and private sectors also actively participate in activities of the agency. The CWCOG is the Longview-Kelso-Rainier, Oregon MPO and the lead planning agency for the Southwest Washington Regional Transportation Planning Organization (RTPO). The MPO is federally mandated and authorized to fulfill federal planning requirements for the Longview-Kelso-Rainier, Oregon urbanized area. The RTPO is voluntary, locally developed, and fulfills state planning requirements for the five-county region (Cowlitz, Grays Harbor, Lewis, Pacific, and Wahkiakum).

The planning area overseen by the Longview-Kelso-Rainier MPO is illustrated in Figure 1.

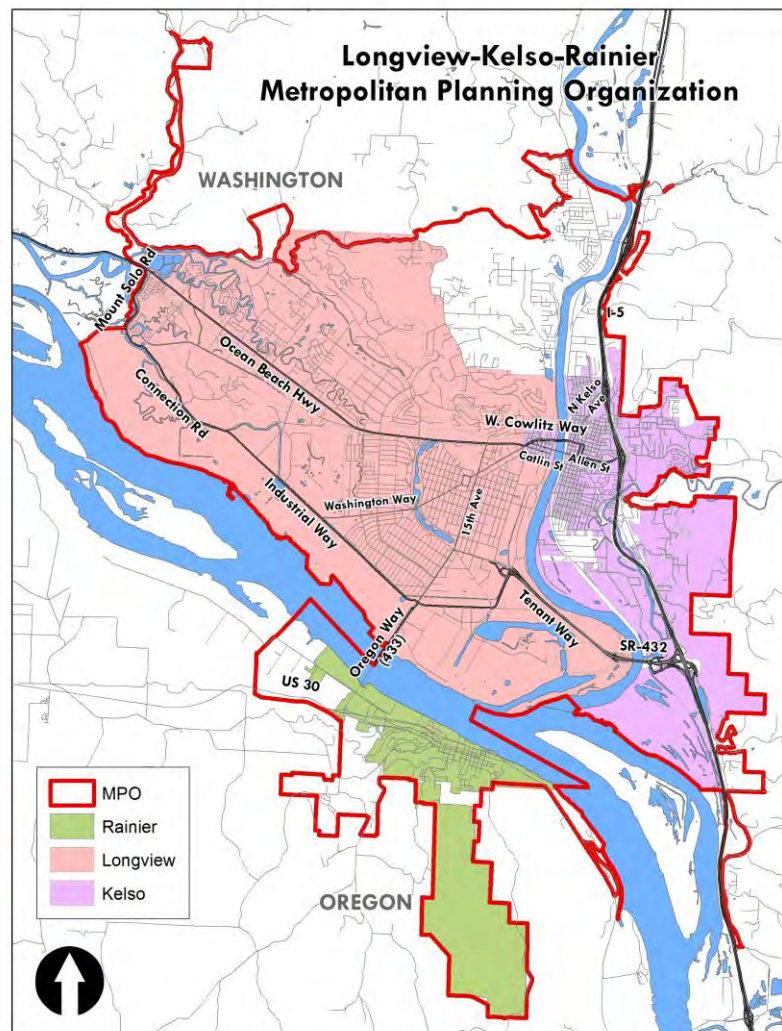


Figure 1. Longview-Kelso-Rainier Metropolitan Planning Area

OBLIGATION AND CLOSURE REPORT

CWCOG's Annual Listing of Obligated and Closed Projects for 2016

As the Longview-Kelso-Rainier MPO, CWCOG is tasked with carrying out the rules and regulations set forth in federal transportation legislation and for transportation policy development, planning, and programming for the region. However, since some federal-aid funds (i.e. STP) are allocated to CWCOG to advance local transportation priorities within Cowlitz County, which encompasses a planning area greater than the MPO area, CWCOG must ensure that all federal-aid transportation rules and regulations are followed by all jurisdictions within and outside the MPO planning area in Cowlitz County.

Annual Listing of Obligated and Closed Projects

The Longview-Kelso-Rainier MPO is required under the Moving Ahead for Progress in the 21st Century (MAP-21) and the Fixing America's Surface Transportation Act (FAST) to publish an annual listing of projects that obligated federal funds within the MPO planning area during 2016. This listing of projects is in response to requirements set forth in Chapter 23 U.S.C. § 450.3332 which states, *"an annual listing of obligated projects, including investments in pedestrian walkways, and bicycle transportation facilities, for which federal funds have been obligated in the preceding year shall be published or otherwise made available by the cooperative effort of the State, transit operator, and metropolitan planning organization for public review. The listing shall be consistent with the funding categories identified in each metropolitan transportation improvement program."*

The 2017-2020 Regional Transportation Improvement Program (RTIP) was approved by the CWCOG Board September 22, 2016. The RTIP is a four-year, fiscally constrained prioritized program of transportation projects, compiled from local transportation programs. The RTIP is consistent with the Regional

Transportation Plan. Once a project has been programmed into an approved RTIP, the project's sponsor(s) can begin obligation

of the project by accessing funds to start preliminary engineering, right-of-way acquisition, or construction.

Obligation

In the context of this report, obligation is the legal commitment to pay the Federal share of a project's cost. An obligated project is one that has been authorized by a Federal agency as meeting eligibility requirements for federal funds. Projects for which funds have been obligated are not necessarily initiated or completed in the program year. For obligations on a construction project, typically the project needs to complete a competitive bid process and begin construction if an acceptable bid is received. The amount of the obligation usually does not equal the total cost of the project. An obligation may be for only one phase of a multi-phased project, and the obligation amount listed does not account for local funding spent on a project.

For Federal Transit Administration (FTA) projects, obligation occurs when the FTA grant is awarded. For Federal Highway Administration (FHWA) projects, obligation occurs when a project agreement between WSDOT Local Programs Division and the local agency is executed and the recipient agency requests that the funds be obligated. A project agreement defines specific project elements that are eligible for funding, i.e. how financing will occur; and agency roles, responsibilities, and liabilities. Once funds have been obligated, the eligible recipient begins incurring eligible project expenses and then requests reimbursement from WSDOT. The reimbursement request must demonstrate that the recipient incurred the costs consistent with the project agreement and all federal rules.

The amount of the federal obligation usually does not equal the total estimated cost of the project (which includes total funding

OBLIGATION AND CLOSURE REPORT

CWCOG's Annual Listing of Obligated and Closed Projects for 2016

from federal, state, and local sources for all phases of the project).

Table 1 lists projects from the City of Longview, the City of Kelso, the City of Kalama, Cowlitz County, CWCOG, and WSDOT – SW Region. These projects were listed in the 2015-2018 RTIP and 2016-2019 RTIP. Projects within the RTIP that did not have funds obligated during 2016 are not included in this report. To meet federal reporting requirements, the information provided on Table 1 includes the total amount that was programmed for the project in the 2015-2018 RTIP and 2016-2019 RTIP, the amount of funds that were obligated in 2016, and the amount of federal funds remaining on the project for future obligations.

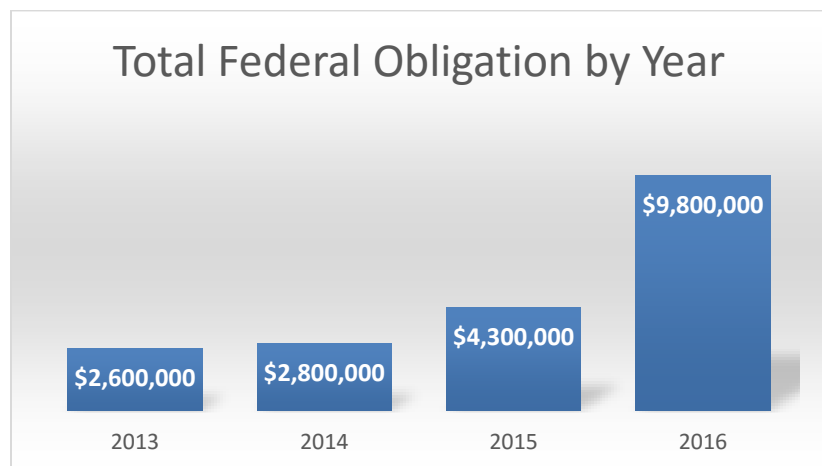


Figure 2. Total Federal Obligation by Year

In 2016, \$9.8 million in federal funds were obligated for projects in the Longview-Kelso-Rainier MPO and Cowlitz County area. For comparison, the total obligation in 2015 was \$4.3 million and in 2014 was \$2.8 million. The significant increase in obligations in 2016 is largely the result of recent efforts at the federal, state, and regional levels to improve upon project delivery.

De-obligation

An agency may request that funds be de-obligated from a project if the agency has decided not to proceed with that project, if the agency has completed the project without using all the obligated funds, or if funds are moved between phases within a single project. Funds may also be de-obligated if a project that was previously obligated moves from one funding source to another. There were no de-obligations in the Longview-Kelso-Rainier MPO during 2016.

Closure

The final stage of project delivery is the project close-out process. After a project has been completed, the close-out process wraps up any final reimbursements and officially closes the project. In 2016, five projects closed in the Longview-Kelso-Rainier MPO (Table 2). The total amount of federal funds expended prior to close out for this project was \$3.8 million.

Federal and State Funding Categories

The following list of funding types is listed as acronyms in Table 1 – 2016 Obligated Projects and Table 2 – 2016 Closed Projects.

HSIP	Highway Safety Improvement Program
NHPP	National Highway Performance Program
Scenic Byways	National Scenic Byways Program
STP	Surface Transportation Program
STP (DEMO)	Surface Transportation Program - Demonstration
STP (R)	Surface Transportation Program - Rural
STP (US)	Surface Transportation Program - Urban Small Areas
STP (BR)	Surface Transportation Program - Bridge

More information regarding FHWA funding sources can be found at: www.fhwa.dot.gov/federalaid/projects.cfm

OBLIGATION AND CLOSURE REPORT

CWCOG's Annual Listing of Obligated and Closed Projects for 2016

Acronyms

CN	Construction	PE	Preliminary Engineering
COG	Council of Governments	PL	Planning
FHWA	Federal Highway Administration	RTPO	Regional Transportation Planning Organization
FTA	Federal Transit Administration	RW	Right of Way
MPO	Metropolitan Planning Organization	RTIP	Regional Transportation Improvement Program
		WSDOT	Washington State Department of Transportation

Table 1. 2016 Obligated Projects

Agency	Fund Type	Project Name	STIP ID	Phase	Federal \$ Programmed in RTIP	Federal \$ Obligated in 2016 ¹	Approved
Kalama	STP (R)	City Center Pavement Preservation	WA-0738	PE	\$31,572	\$12,456	5/5/16
Kalama	STP (R)	City Center Pavement Preservation	WA-0738	CN	\$343,428	\$362,544	7/11/16
Kelso	STP (US)	West Main Street Revitalization	581405	CN	\$300,000	\$300,000	4/15/16
Kelso	STP (US)	West Main Street Revitalization	581405	CN	\$500,000	\$500,000	8/19/16
Longview	HSIP	Citywide Safety Improvement	WA-04196	PE	\$20,000	\$250	10/27/16
Longview	HSIP	Citywide Safety Improvement	WA-04196	CN	\$255,000	-\$250	10/27/16
Cowlitz County	HSIP	South Pekin Road Guardrail	WA - 07480	PE	\$18,000	-\$2,250	9/23/16
Cowlitz County	HSIP	South Pekin Road Guardrail	WA - 07480	CN	\$100,000	\$102,250	9/23/16
Cowlitz County	HSIP	Install/Upgrade Curve Warning Signs	WA-07481	CN	\$100,000	\$100,000	9/23/16
Cowlitz County	HSIP	Willow Grove Road Guardrail	WA-05292	PE	\$18,000	-\$1,800	9/23/16
Cowlitz County	HSIP	Willow Grove Road Guardrail	WA-05292	CN	\$550,000	\$551,800	9/23/16
Cowlitz County	HSIP	South Cloverdale Road/Martins Bluff Road Intersection	WA-03113	CN	\$75,000	\$75,000	8/9/16
Cowlitz County	STP (US)	SR 432/SR 433 Grade Separated Intersection Improvements	WA-07321	PE	\$350,000	\$350,000	9/16/16
Cowlitz County	STP (BR)	Tower Road Bridge Scour Repair	681-09(3)	PE	\$5,000	-\$4,000	5/19/16
Cowlitz County	STP (BR)	Tower Road Bridge Scour Repair	681-09(3)	CN	\$558,000	\$566,965	5/19/16
WSDOT - SW	NHPP	SR 503/Yale Bridge - Paving	450316P	CN	\$225,400	\$52,800	10/19/15
WSDOT - SW	NHPP	SR 503/Yale Bridge - Paving	450316P	CN		\$105,256	4/5/16
WSDOT - SW	NHPP	SR 503/Yale Bridge - Paving	450316P	CN		-\$22,551.50	6/9/16
WSDOT - SW	STP (DEMO)	SR 432/I-5 at Old Hwy 99 - I/S Improvements	443215B	CN	\$500,000	439,555.20	1/8/16

¹ Negative numbers in this column are not de-obligations, but expenditures by the local agency.

OBLIGATION AND CLOSURE REPORT

CWCOG's Annual Listing of Obligated and Closed Projects for 2016

Table 1. 2016 Obligated Projects							
Agency	Fund Type	Project Name	STIP ID	Phase	Federal \$ Programmed in RTIP	Federal \$ Obligated in 2016 ²	Approved
WSDOT - SW	NHPP	SR 432/SR 4 to Industrial Way Vic - Paving	443216P	PE	\$109,824	\$6,356	4/13/16
WSDOT - SW	NHPP	SR 432/SR 4 to Industrial Way Vic - Paving	443216P	CN	\$2,672,852	\$2,081,820	4/13/16
WSDOT - SW	NHPP	SR 432/SR 4 to Industrial Way Vic - Paving	443216P	CN		\$220,402	6/9/16
WSDOT - SW	STP	SR 432/SR 4 to Industrial Way Vic - Paving	443216P	CN		\$1,772,242	4/13/16
WSDOT - SW	STP	SR 432/SR 4 to Industrial Way Vic - Paving	443216P	CN		\$88,580	6/9/16
WSDOT - SW	NHPP	SR 432 / Kelso - Longview Area - Replace Lighting Circuits	400017I	CN	\$497,212	\$398,607	4/14/16
WSDOT - SW	NHPP	SR 432 / Kelso - Longview Area - Replace Lighting Circuits	400017I	CN		-\$40,302	6/14/16
WSDOT - SW	STP	SR 504/Kid Valley Rd. VIC TO Johnston Ridge, with exceptions - Chip Seal	450410A	CN	\$3,808,476	\$1,569,984	4/5/16
WSDOT - SW	STP	SR 504/Kid Valley Rd. VIC TO Johnston Ridge, with exceptions - Chip Seal	450410A	CN		-\$112,472	5/26/16
WSDOT - SW	STP	SR 504 / Wooster Creek - Culvert Replacement Chronic Env. Deficiency	450416C	PE	\$179,539	\$134,985	6/17/16
WSDOT - SW	HSIP	SWR Regionwide Safety - Shoulder Rumble Strips Phase 1	400016R	CN	\$338,100	\$4,954.67	5/19/16
WSDOT - SW	HSIP	SWR Regionwide Safety - Shoulder Rumble Strips Phase 1	400016R	CN		\$87,301.67	3/18/16
WSDOT - SW	STP	SR 411/First Ave. SW to I-5 - Paving	441116P	PE	\$116,371	\$20,000	5/25/16
WSDOT - SW	HSIP	SR 503, 503 Spur, 504, and 505 - Centerline Rumble Strips - Safety	400014S	PE	\$34,869	-\$1,134.90	8/9/16
WSDOT - SW	HSIP	SR 432/Tennant Way RR XING - Bus and Truck Pullout Lanes	443218R	PE	\$153,000	\$18,950.32	9/16/16
WSDOT - SW	HSIP	SR 432/Tennant Way RR XING - Bus and Truck Pullout Lanes	443218R	PE		\$6,458.06	9/16/16
WSDOT - SW	HSIP	SR 432/Tennant Way RR XING - Bus and Truck Pullout Lanes	443218R	PE		\$128,191.62	9/16/16
WSDOT - SW	STP	Southwest Region Low Cost Pavement Repair - Roadway Preservation	400014D	CN	\$73,500	-\$34.85	10/13/16
TOTAL						\$9,872,913	

² Negative numbers in this column are not de-obligations, but expenditures by the local agency

OBLIGATION AND CLOSURE REPORT

CWCOG's Annual Listing of Obligated and Closed Projects for 2016

TABLE 2. 2016 CLOSED PROJECTS							
Agency	Fund Type	Project Name	STIP ID	Phase	Federal \$ Programmed in RTIP	Federal \$ Obligated in 2016	Closed
WSDOT - SW	STP (DEMO)	SR 432/I-5 at Old Hwy 99 - I/S Improvements	443215B	CN	\$500,000	\$439,555.20	1/8/16
CWCOG	Scenic Byway	Fire and Ice Scenic Loop CMP	CWCOG3	PL		\$196,414.08	5/17/16
Cowlitz County	STP (R), HSPI	Hazel Dell Rd I/S Improvements	614-05(3)	CN	\$2,395,000	\$200,000	10/20/16
Cowlitz County	STP (R), HSPI	Hazel Dell Rd I/S Improvements	614-05(3)	CN		\$2,075,000	10/20/16
Cowlitz County	STP (R), HSPI	Hazel Dell Rd I/S Improvements	614-05(3)	PE	\$30,000	\$20,000	10/20/16
Longview	STP (US)	Downtown Corridor Improvement	WA-06834	CN	\$600,000	\$600,000	10/17/16
Longview	HSIP	Citywide Safety Improvement	WA-04196	PE	\$255,000	\$44,749.10	11/3/16
Longview	HSIP	Citywide Safety Improvement	WA-04196	CN		\$255,250.90	11/3/16
TOTAL						\$3,830,969.28	



Lewis-Clark Valley Metropolitan Planning Organization

Annual Obligations and Closures Washington 2016

Metropolitan Planning Organizations (MPOs) are required to report obligations of federal funds and closures of projects on an annual basis to be in compliance with 23 CFR 450.332.

The Lewis Clark Valley Metropolitan Planning Organization (LCVMPO) is the federally designated MPO for the Lewis Clark Valley.

The annual listing of 2016 Obligated projects in Table 1 includes the following:

- all federally funded projects authorized or revised to increase obligations in the past year;
- at a minimum include the TIP information under 23 CFR 450.324(e)(1) *[for each project or phase - sufficient descriptive material (i.e., type of work, termini and length) to identify the project or phase];* and
- 23 CFR 450.324(e)(4) *[lead agency for the project or phase]* and
- identify for each project the amount of federal funds requested in the TIP,
- the federal funding that was obligated during the preceding year, and
- the federal funding remaining and available for subsequent years.

Table 2 lists the closures in 2016.

Many abbreviations are used in Tables 1 and 2. Preliminary Engineering (PE), Right of Way Acquisition (RW) and Construction (CN) are used in the Phase column and describe the three different phases of projects.

Table 1: LCVMPPO FFY16 Obligations

Agency	Project #	Title	Begin	End	Length	STIP ID	Program	Phase	Current Fed	Previous Fed	Obligated	Approved	Closed
Asotin	9902(034)	Cleveland Street Sidewalk Upgrade	2nd St	Meador St/Fairgrounds Rd	0.2	WA-08818	TAP	PE	\$10,600.00	\$0.00	\$10,600.00	7/28/2016	
Clarkston	5975(002)	13th Street Pavement Overlay	Bridge St (SR 12)	Belmont St	1.25	WA-06548	STP Regional	CN	\$865,094.52	\$865,700.00	-\$605.48	6/17/2016	6/28/2016

TAP - Transportation Alternatives Program

STP - Surface Transportation Program

Table 2: LCVMPPO FFY16 Closures

Agency	Prefix	Project #	Title	Begin	End	Length	STIP ID	Program	Phase	Closed	Obligated
Clarkston	STPUS	5975(002)	13th Street Pavement Overlay	Bridge St (SR 12)	Belmont St	1.25	WA-06548	STP Regional	CN	6/28/2016	\$865,094.52

STP - Surface Transportation Program

Puget Sound Regional Council's Calendar Year 2016 Obligation and Closures Report

Calendar Year 2016 Obligations to Federal Funds *

Project ID	Sponsor	Title	Location	From	To	Legnth	Improvement Type	Federal Aid Number	Fund Source	Total Federal Funds		
										Programmed	Obligated	Unobligated
ALG-2	Algona	Milwaukee Avenue Sidewalks	Milwaukee Avenue between 1st Avenue and 5th Avenue South	1st Avenue	5th Avenue South	0.05	Other Enhancements	1017(009)	SRTS	\$731,413	\$74,242	\$657,171
AUB-42	Auburn	S 272nd / 277th Street Corridor Capacity & Non-Motorized	S 277th Street	Auburn Way North	L St NE	0.625	Major Widening	1160(002)	STP(UL)	\$17,300	\$17,300	\$0
AUB-44	Auburn	Auburn Way South (SR-164) Corridor Safety Improvements	Auburn Way South (SR-164)	Muckleshoot Plaza SE	Dogwood St SE	0.5	Resurfacing	0164(015)	HSIP	\$2,020,898	\$2,020,898	\$0
AUB-47	Auburn	15th Street NW/NE Preservation	15th Street NW/NE	SR-167 NB Ramps	8th Street NE	7.57	Resurfacing	9917(028)	STP(UL)	\$817,500	\$67,500	\$750,000
AUB-48	Auburn	Auburn Way N Preservation	Auburn Way N	45th Street NE	22nd Street NE	7.3	Resurfacing	1071(007)	STP(UL)	\$887,500	\$887,500	\$0
AUB-50	Auburn	W Main Street Multimodal Corridor and ITS Improvements	W Main Street	W Valley Hwy	Interurban Trail	0.7	Minor Widening	1090(009)	STP(UL)	\$2,970,240	\$2,970,240	\$0
AUB-51	Auburn	Lake Tapps Parkway Preservation	Lake Tapps Parkway	Lakeland Hills Way	Auburn City Limit	1.35	Resurfacing	3290(012)	STP(UL)	\$750,000	\$97,900	\$652,100
AUB-52	Auburn	Traffic Signal Safety Improvements	Citywide	N/A	N/A	0	Safety / Traffic Operations /	0005(447)	HSIP	\$412,575	\$412,575	\$0
BAIN-26	Bainbridge	Sound to Olympics Trail, Winslow Way to High School Road	SR305 fr. Winslow Way to High School Road	Winslow Way	High School Road	0.8	Non Motor Vehicle Project	0305(020)	STP(US)	\$692,000	\$692,000	\$0
BAIN-26	Bainbridge	Sound to Olympics Trail, Winslow Way to High School Road	SR305 fr. Winslow Way to High School Road	Winslow Way	High School Road	0.8	Non Motor Vehicle Project	0305(020)	TAP(US)	\$1,254,250	\$1,254,250	\$0
BAIN-28	Bainbridge	Core 40 - Miller Road Shoulder Improvements	Miller Rd (Fr. Tolo to Pederson Hill)	Tolo Rd	Pederson Hill	2.3	Minor Widening	6705(001)	STP(US)	\$751,299	\$153,970	\$597,329
BELL-56	Bellevue	120th Avenue NE Corridor - NE 4th Street to Northup Way	120th Avenue NE	NE 4th Street	Northup Way	1.25	Major Widening	2039(039)	STP(UL)	\$4,390,000	\$4,390,000	\$0
BELL-73	Bellevue	Richards Road/Lake Hills Connector Overlay	Richards Road and Lake Hills Connector	Richards Road at SE 36th Stree	Lake Hills Connector at SE	0	Resurfacing	9917(026)	STP(UL)	\$1,457,400	\$143,200	\$1,314,200
BON-16	Bonney Lake	Myers Road South Overlay	Myers Road	M.P. 13.11 on SR 410	81st Street E	0.31	Resurfacing	3121(002)	STP(UL)	\$441,150	\$441,150	\$0
BOTH-27	Bothell	SR 527 Improvements (240th St SE to 228th St SE)	SR-527	240th Street SE	228th Street SE	0.8	Major Widening	0527(006)	DEMO	\$10,000	\$10,000	\$0
BOTH-27	Bothell	SR 527 Improvements (240th St SE to 228th St SE)	SR-527	240th Street SE	228th Street SE	0.8	Major Widening	0527(006)	HSIP	\$5,944	\$5,944	\$0
BOTH-35	Bothell	SR 522 Multi-Modal Corridor Stage 3 Improvements (83rd	SR 522	83rd Place NE	800 feet west of 96th Ave NE	0.76	Major Widening	0522(057)	STP(UL)	\$5,190,000	\$5,190,000	\$0
BOTH-44	Bothell	228th St SE and 29th Drive SE Traffic Signal and	228th Street SE and 29th Drive SE Intersection	228th Street SE and 29th Drive	228th Street SE and 29th	0	Safety / Traffic Operations /	2570(010)	STP(UL)	\$346,000	\$346,000	\$0
BOTH-46	Bothell	North Creek Trail Section 4	Parallel to SR 524 between Filbert Drive /9th Ave SE and SR 527	SR 527/SR 524	9th Ave SE/SR 524	0.9	Non Motor Vehicle Project	0110(014)	CMAQ	\$735,000	\$735,000	\$0
BRE-13	Bremerton	Austin Drive Pavement Preservation	Austin Drive	Kitsap Way	Erlands Point Rd NW	1.56	Resurfacing	6639(001)	STP(US)	\$653,075	\$653,075	\$0
BRE-14	Bremerton	Bremerton Crosswalk Improvements	See description	See description	See description	0	Non Motor Vehicle Project	9918(015)	STP(US)	\$592,525	\$592,525	\$0
BRE-17	Bremerton	Highway Safety Improvements, Phase 2	Various locations; see description	N/A	N/A	0	Non Motor Vehicle Project	0005(433)	HSIP	\$951,000	\$951,000	\$0
BUC-3A	Buckley	SR-410, SR-165, Ryan Road & 112th Street E Realignment	Intersection of SR-410, SR-165, Ryan Road, 112th Street	Int SR410/SR165/Ryan Rd/112th	Int SR410/SR165/Ryan	0.37	Minor Widening	0410(062)	STP(UL)	\$1,509,810	\$1,509,810	\$0
COV-2	Granite Falls	SR 516 - Jenkins Creek to 185th Place SE	SR 516	Jenkins Creek Crossing	185th Place SE	0.5	Major Widening	0516(022)	STP(L)	\$800,000	\$800,000	\$0
COV-3	Covington	Citywide Intersection and Safety Improvements	10 separate locations throughout City.	N/A	N/A	0	Safety / Traffic Operations /	0005(338)	HSIP	\$897	\$897	\$0
CT-53	Community	Facilities Rehabilitation and Maintenance	Transit facilities throughout Snohomish County.	N/A	N/A	0	Transit Capital Project		5307	\$871,982	\$162,299	\$709,683
CT-53	Community	Facilities Rehabilitation and Maintenance	Transit facilities throughout Snohomish County.	N/A	N/A	0	Transit Capital Project		5339	\$900,000	\$900,000	\$0
CT-54	Community	Transit Revenue Vehicles	Vehicles will be used for Transit Service throughout CT's PTBA,	N/A	N/A	0	Transit Capital Project		5307	\$29,852,684	\$833,180	\$29,019,504
CT-54	Community	Transit Revenue Vehicles	Vehicles will be used for Transit Service throughout CT's PTBA,	N/A	N/A	0	Transit Capital Project		5339	\$5,254,068	\$435,425	\$4,818,643
CT-56	Community	Preventive Maintenance Capital Operating	Preventive Maintenance will support transit service throughout	N/A	N/A	0	Transit Operational Project		5307	\$2,570,067	\$650,676	\$1,919,391
CT-56	Community	Preventive Maintenance Capital Operating	Preventive Maintenance will support transit service throughout	N/A	N/A	0	Transit Operational Project		5337 HIMB	\$2,926,530	\$168,901	\$2,757,629
CT-58	Community	Swift II BRT Project Development	Boeing Everett/Mill Creek/Canyon Park	N/A	N/A	0	Transit Operational Project		5307	\$1,120,000	\$1,120,000	\$0
DM-17	Des Moines	Woodmont School Safety Improvements	South 268th Street	16th Avenue South	19th Avenue South	0.2	Other Enhancements	0325(009)	HSIP	\$351,000	\$351,000	\$0
DUP-2	Dupont	Wilmington Drive Overlay	Wilmington Drive	near Barksdale Ave/DuPont-Ste	approx Palisade Blvd	0.7	Resurfacing	2858(001)	STP(UL)	\$314,428	\$314,428	\$0
DUV-3	Duvall	State Route 203 Safety Improvements and Road	SR203	MP 14.74 - Ring Street	MP 13.9 - Big Rock Road	0.85	Other Enhancements	0203(019)	STP(UL)	\$1,052,073	\$1,052,073	\$0

* This report reflects obligations to locally-sponsored projects as well as to WSDOT projects with PSRC funds. Other WSDOT obligations are listed in a separate table.

Project ID	Sponsor	Title	Location	From	To	Legnth	Improvement Type	Federal Aid Number	Fund Source	Total Federal Funds		
										Programmed	Obligated	Unobligated
EDM-21	Edmonds	76th Avenue W @ 212th Street SW Intersection	76th Avenue W @ 212th Street SW	N/A	N/A	0	Safety / Traffic Operations /	2511(004)	CMAQ	\$3,020,130	\$3,020,130	\$0
EDM-26	Edmonds	Madrona Elementary Walkway	236th St. SW	Edmonds Way / SR-104	Madrona Elementary School	0.1	Other Enhancements		SRTS	\$363,000	\$363,000	\$0
EVT-55	Everett	Broadway Bridge Replacement Project	Broadway bridge over BNSF mainline	Hewitt Avenue	California Street	0.08	Bridge Replacement	2715(009)	DEMO	\$47,377	\$47,377	\$0
EVT-58	Everett	Pacific Avenue - Rucker to Pine and SR99/EMW/Broadway - Pacific Ave. and SR99/Everett Mall Way/Broadway		Rucker to Pine	52nd St. SE to Hewitt	0	Safety / Traffic Operations /	0005(331)	HSIP	\$25,761	\$25,761	\$0
EVT-59	Everett	Citywide Safety Improvements	Within the City of Everett.	N/A	N/A	0	Safety / Traffic Operations /	0005(330)	HSIP	\$6,000	\$6,000	\$0
EVT-66	Everett	Broadway-10th St. to 19th St. Intersection Safety	Broadway - 10th St. to 19th St.	10th Street	19th Street	0.81	Safety / Traffic Operations /	2715(010)	HSIP	\$531,344	\$52,938	\$478,406
EVT-67	Everett	Everett Citywide Intersection Signing	Various	N/A	N/A	0	Safety / Traffic Operations /	0005(439)	HSIP	\$869,366	\$869,366	\$0
EVT-68	Everett	Everett Mall Way - 4th Ave. to East Mall Dr.	Everett Mall Way	4th Ave	East Mall Dr.	1.34	Safety / Traffic Operations /	0099(138)	HSIP	\$498,091	\$49,625	\$448,466
FIF-16	Fife	Port of Tacoma Interchange Improvements	I-5 & Port of Tacoma Road	I-5 MP 135.65	I-5 MP 136.61	12.575	Safety / Traffic Operations /	9927(056)	STP(R)	\$60,551	\$60,551	\$0
FIF-16	Fife	Port of Tacoma Interchange Improvements	I-5 & Port of Tacoma Road	I-5 MP 135.65	I-5 MP 136.61	12.575	Safety / Traffic Operations /		STP(UL)	\$7,006,500	\$4,234	\$7,002,266
FW-19	Federal Way	Pacific Highway South HOV Lanes Phase V (S 340th Street	City Of Federal Way, Pacific Highway South	S 340th Street	S 359th Street	1.2	Major Widening	0099(126)	CMAQ	\$7,000,000	\$7,000,000	\$0
FW-27	Federal Way	Sacajawea Middle School SRTS	SR 509	Sacajawea Middle School	Redondo Way S / 16th Ave S	0.17	Other Enhancements	0509(031)	TAP(SRTS)	\$960,000	\$960,000	\$0
GIG-7	Gig Harbor	Kimball Dr. and Hunt Street Overlay Project	Kimball Dr. and Hunt Street	Pioneer Way	Soundview Drive	1.96	Resurfacing	3329(001)	STP(UL)	\$331,000	\$331,000	\$0
KCFD-5	King County	Seattle Central Waterfront Regional Passenger-Only Ferry	Pier 48 Vicinity	N/A	N/A	0	Transit Capital Project		5307	\$7,640,913	\$3,995,975	\$3,644,938
KCFD-5	King County	Seattle Central Waterfront Regional Passenger-Only Ferry	Pier 48 Vicinity	N/A	N/A	0	Transit Capital Project		5337 HIFG	\$2,459,732	\$1,675,349	\$784,383
KCFD-5	King County	Seattle Central Waterfront Regional Passenger-Only Ferry	Pier 48 Vicinity	N/A	N/A	0	Transit Capital Project		FBP	\$3,000,000	\$3,000,000	\$0
KCFD-6	King County	King County Ferry District Vessel Maintenance Project	Seattle Waterfront, Pier 48 vicinity	N/A	N/A	0	Transit Capital Project		5307	\$1,608,428	\$580,000	\$1,028,428
KEN-36	Kent	SR-515 (108th Avenue Southeast) and Southeast 208th	SR-515 (108th Avenue Southeast) and Southeast 208th Street	N/A	N/A	0.1	Safety / Traffic Operations /	0515(014)	HSIP	\$640,000	\$640,000	\$0
KGCO-143	King County	2016 King County Overlay	Three different locations (see description)	Peasley Cnyn 500' N of S 320th	S 340th St; NE 163rd Place	3.2	Resurfacing	9917(027)	STP(UL)	\$2,966,926	\$1,942,074	\$1,024,852
KGCO-145	King County	2014 County Safety Selection	Various (see attachment)	N/A	N/A	0	Safety / Traffic Operations /	0005(413)	HSIP	\$2,960,000	\$2,960,000	\$0
KIRK-41	Kirkland	NE 124th ST/124th Ave NE Pedestrian Bridge (Totem Lake	NE 124th St/124th Ave NE and Cross Kirkland Corridor	120th Ave NE and CKC	Totem Lake Blvd and CKC	0.28	Non Motor Vehicle Project		CMAQ	\$923,000	\$923,000	\$0
KT-28	Kitsap Transit	North Kitsap Base	21710 Vetter Road NW, Poulsbo, WA	SR-3 & SR-305	SR-3 & SR-305	0.02	Transit Operational Project		5307	\$452,661	\$452,661	\$0
KT-28	Kitsap Transit	North Kitsap Base	21710 Vetter Road NW, Poulsbo, WA	SR-3 & SR-305	SR-3 & SR-305	0.02	Transit Operational Project		5339	\$308,518	\$37,657	\$270,861
KT-8	Kitsap Transit	Bremerton Transportation Center Phase A/B/C/D	Bremerton Transportation Center	Bremerton Ferry Terminal	N/A	0	Transit Capital Project		5337 HIFG	\$26,489	\$26,489	\$0
KTCO-35	Kitsap County	Chico Way NW Overlay	Chico Way NW	SR3 off-ramp	Newberry Hill Roundabout	2.35	Resurfacing	6577(001)	STP(US)	\$720,000	\$720,000	\$0
LS-7	Lake Stevens	20th Street SE Phase II - Segment 1	20th Street SE from 83rd Ave SE to 91st Ave SE	83rd Ave SE	91st Ave SE	0.5	Major Widening	2664(003)	STP(US)	\$506,371	\$506,371	\$0
LW-15	Lakewood	Gravelly Lake Drive - 100th Street to Bridgeport Way	Gravelly Lake Drive	100th Street SW	Bridgeport Way SW	0.37	Other Enhancements	2885(004)	CMAQ 2.5	\$1,358,000	\$1,358,000	\$0
LW-19	Lakewood	South Tacoma Way - State Route 512 to 96th St S Roadway	South Tacoma Way: State Route 512 to 96th Street S	SR 512 and Interstate 5	96th St. SW and S. Tacoma	0.44	Safety / Traffic Operations /	2977(009)	STP(UL)	\$370,000	\$370,000	\$0
LW-32	Lakewood	John Dower Sidewalk Improvements	John Dower Road	Steilacoom Blvd	Custer Road	0.47	Other Enhancements	2921(002)	SRTS	\$550,000	\$50,000	\$500,000
LW-34	Lakewood	Phillips Road Sidewalk Improvements	Phillips Road	Steilacoom Blvd	Hudtloff Middle School	0.34	Other Enhancements	2919(001)	SRTS	\$500,000	\$20,000	\$480,000
LYN-37A	Lynnwood	36th Avenue W Roadway Improvement Project	36th Avenue	Maple Road	164th St SW	1	Major Widening	9931(017)	STP(UL)	\$3,771,826	\$771,826	\$3,000,000
LYN-38	Lynnwood	Poplar Way Extension Bridge	Between Poplar Way/Alderwood Mall Parkway and 33rd	Poplar Way/Alderwood Mall	33rd Ave W/Alderwood Mall	0.4	New Bridge Construction	2004(037)	STP(UL)	\$1,386,691	\$1,386,691	\$0
LYN-47	Lynnwood	SR99 (212th St SW to 164th St SW) and SR524 (76th Ave W	SR99 and SR 524	212th (SR99), 76th (SR524)	164th (SR99), 24th (SR524)	6.7	Safety / Traffic Operations /	0005(310)	HSIP	\$660,000	\$4,602	\$655,398
LYN-49	Lynnwood	Alderwood Mall Parkway and 184th Street SW Pavement	Alderwood Mall Parkway & 184th Street SW	Alderwood Mall Pkwy/Maple Rd	184th St SW/33rd Ave W	0.7	Resurfacing	9931(016)	STP(UL)	\$800,000	\$800,000	\$0
	26-Mar Marysville	Citywide Intersection Improvement Project	Various locations throughout the City	N/A	N/A	0	Safety / Traffic Operations /	0005(452)	HSIP	\$422,000	\$47,000	\$375,000

Project ID	Sponsor	Title	Location	From	To	Legnth	Improvement Type	Federal Aid Number	Fund Source	Total Federal Funds		
										Programmed	Obligated	Unobligated
MET-185	King County	Vehicle, Equipment and Facilities Maintenance	Various locations	N/A	N/A	0	Transit Operational Project		5307	\$80,249,212	\$46,493,453	\$33,755,759
MET-188	King County	Trolley Bus Replacement	Seattle area	N/A	N/A	0	Transit Capital Project	FT16(002)	CMAQ	\$3,000,000	\$3,000,000	\$0
MET-188	King County	Trolley Bus Replacement	Seattle area	N/A	N/A	0	Transit Capital Project		5337 HIFG	\$54,546,067	\$33,845,110	\$20,700,957
MET-201	King County	Community Trip Reduction Initiative	King County	N/A	N/A	0	Non Motor Vehicle Project	FT16(004)	CMAQ	\$1,826,000	\$550,119	\$1,275,881
MET-202	King County	Bus Replacements	King County	N/A	N/A	0	Transit Capital Project		5307	\$11,510,423	\$6,198,128	\$5,312,295
MET-202	King County	Bus Replacements	King County	N/A	N/A	0	Transit Capital Project		5339	\$10,943,700	\$7,621,880	\$3,321,820
MET-202	King County	Bus Replacements	King County	N/A	N/A	0	Transit Capital Project		5337 HIMB	\$16,664,615	\$10,394,502	\$6,270,113
MET-203	King County	Transit Speed and Reliability Corridor Improvements	Metro Routes 8 and 150	N/A	N/A	0	Transit Operational Project		5307	\$1,200,391	\$167,001	\$1,033,390
MIL-13	Milton	Milton Way Pedestrian Improvements, 17th to 22nd	Milton Way	Juniper Street	23rd Avenue	0.25	Other Enhancements	3288(001)	CMAQ 2.5	\$622,174	\$622,174	\$0
PB-15	Poulsbo	Hostmark Road Preservation Project	Hostmark	From Caldart Ave	To SR 305 turn-line	0	Resurfacing	6690(002)	STP(US)	\$300,000	\$300,000	\$0
PB-16	Poulsbo	Noll Road Corridor Improvements	Noll Road and Johnson Rd	Lincoln Road	SR 305	1.8	Relocation	6691(001)	STP(US)	\$4,829,448	\$1,400,000	\$3,429,448
PCO-149	Pierce County	BR#28183-A/8 Av E - at North Fork Muck Creek mp 5.63	8 Avenue East	260 Street East	276 Street East	0.05	Bridge Replacement	D277(001)	STP(BR)	\$2,070,042	\$87,742	\$1,982,300
PCO-152	Pierce County	Anderson Island Ferry Landing - Dolphins	Yoman Road, AI	Puget Sound	N/A	0	Transit Capital Project	G274(006)	STP(R)	\$700,219	\$700,219	\$0
PCO-152	Pierce County	Anderson Island Ferry Landing - Dolphins	Yoman Road, AI	Puget Sound	N/A	0	Transit Capital Project	G274(006)	FBP	\$360,870	\$360,870	\$0
PCO-153	Pierce County	8th Avenue South - 304th Street South to 1050 feet s/o SR-	8th Avenue South	304th Street South	1050 feet s/o SR-507	5.7	Resurfacing	D277(002)	STP(R)	\$983,206	\$983,206	\$0
PCO-155	Pierce County	Sales Rd S/108 St S - 180ft n/o 106 St S to Ainsworth Av S	Sales Road South/108th Street South	180 ft n/o 106 Street South	Ainsworth Avenue South	0.6	Resurfacing	3092(001)	STP(UL)	\$585,989	\$585,989	\$0
PCO-157	Pierce County	Road Safety Program	Various locations	N/A	N/A	0	Safety / Traffic Operations /	0005(419)	HSIP	\$217,735	\$217,735	\$0
PCO-157	Pierce County	Road Safety Program	Various locations	N/A	N/A	0	Safety / Traffic Operations /	0005(420)	HSIP	\$659,735	\$659,735	\$0
PCO-157	Pierce County	Road Safety Program	Various locations	N/A	N/A	0	Safety / Traffic Operations /	0005(421)	HSIP	\$114,630	\$114,630	\$0
PCO-54	Pierce County	Foothills Trail - Buckley to South Prairie	Pierce County	South Prairie	Buckley	3.98	Non Motor Vehicle Project	2027(031)	STP(UL)	\$378,000	\$378,000	\$0
PO-8	Port Orchard	Bay Street Pedestrian Pathway	Bay Street, Port Orchard, WA	Sidney Avenue/Ferry Terminal	Annapolis Dock/Ferry	0	Non Motor Vehicle Project	0166(008)	STP(US)	\$1,500,000	\$1,500,000	\$0
PSCAA-1	PSCAA	Regional Clean Port Truck Program	Ports of Seattle and Tacoma marine terminals and truck routes	N/A	N/A	0	Non Motor Vehicle Project	2017(134)	CMAQ	\$260,000	\$260,000	\$0
PSRC-19	PSRC	Regional Transportation Planning and Programming-2016-	Region-wide	N/A	N/A	0	Planning		5307	\$1,366,666	\$1,333,334	\$33,332
PSRC-19	PSRC	Regional Transportation Planning and Programming-2016-	Region-wide	N/A	N/A	0	Planning	9999(777)	STP(UL)	\$1,000,000	\$500,000	\$500,000
PSRC-20	PSRC	Special Needs Transportation Program Administration	Regionwide	N/A	N/A	0	Transit Operational Project		5310	\$100,000	\$100,000	\$0
PT-152	Pierce Transit	Pierce Transit Vanpool Vans	Pierce County	N/A	N/A	0	Transit Capital Project	FT16(015)	CMAQ	\$44,959	\$44,959	\$0
PT-152	Pierce Transit	Pierce Transit Vanpool Vans	Pierce County	N/A	N/A	0	Transit Capital Project	FT16(007)	CMAQ 2.5	\$563,538	\$563,538	\$0
PT-156	Pierce Transit	ADA Service	Pierce County	N/A	N/A	0	Transit Operational Project		5307	\$2,675,884	\$1,525,146	\$1,150,738
PT-157	Pierce Transit	Preventive Maintenance	Pierce County	N/A	N/A	0	Transit Operational Project		5307	\$16,180,177	\$8,557,128	\$7,623,049
PT-163	Pierce Transit	Community Accessibility Inventory	Pierce County, Washington	N/A	N/A	0	Transit Operational Project		5307	\$53,974	\$53,974	\$0
PUY-15	Puyallup	Milwaukee Bridge Rehabilitation	5th St NE / Milwaukee Ave E	800 blk 5th St NE	Benston Drive E	0	Bridge Replacement	3209(006)	STP(BR)	\$8,560,000	\$345,476	\$8,214,524
RED-43	Redmond	Redmond Way and Cleveland Street Couplet Conversion	Redmond Way from Bear Creek Parkway to Bear Creek Bridge	Redmond Way/160th Ave NE	Redmond Way/Bear Creek	1.5	Major Widening	9917(025)	STP(UL)	\$5,000,000	\$5,000,000	\$0
RED-50	Redmond	134th Avenue Safe Route	134th Avenue	75th Street	80th Street	0.2	Other Enhancements	1065(012)	SRTS	\$400,000	\$50,000	\$350,000
RED-51	Redmond	Redmond Woodinville Rd Safe Route	Redmond Woodinville Road	Existing sdwlk near 10700 blk	Existing sdwlk near 10800	300	Other Enhancements	0202(057)	SRTS	\$550,000	\$150,000	\$400,000
REN-27	Renton	SW 43rd St/SE Carr Rd/SE Petrovitsky Rd Corridor Safety	SW 43rd St/SE Carr Rd/SE 176th St/SE Petrovitsky Rd Corridor;	SW 43rd St at Oakesdale Ave SW	SE Petrovitsky Rd at 134th	0	Safety / Traffic Operations /	0005(306)	HSIP	\$600,000	\$445,000	\$155,000
REN-32	Renton	Lake Washington Loop Trail	along Logan Ave N/Airport Way and Rainier Ave N	Rainier Ave N (N city limits)	Logan Ave N/Cedar River	1.3	Non Motor Vehicle Project	1070(008)	STP(UL)	\$2,269,278	\$575,000	\$1,694,278
REN-33	Renton	116th Ave SE Sidewalk	116th Ave SE	SE Petrovitsky Rd	SE 172nd Ln	0.2	Other Enhancements	1193(003)	CMAQ	\$605,000	\$605,000	\$0

Project ID	Sponsor	Title	Location	From	To	Legnth	Improvement Type	Federal Aid Number	Fund Source	Total Federal Funds		
										Programmed	Obligated	Unobligated
REN-34	Renton	Duvall Ave NE	Duvall Ave NE	NE 4th St	NE 10th St	0.7	Resurfacing	1113(003)	STP(UL)	\$142,000	\$142,000	\$0
REN-37	Renton	N 27th Place Bridge Scour Repair	N 27th Place	N/A	N/A	0	Bridge Rehabilitation	1070(010)	BR	\$404,974	\$114,221	\$290,753
REN-38	Renton	NE 31st St Bridge Replacement	NE 31st St	May Creek	May Creek	0	Bridge Replacement	1070(009)	BR	\$998,095	\$143,788	\$854,307
RTA-4B	Sound Transit	Commuter Rail Project: Seattle to Lakewood	Seattle-Lakewood	Downtown Seattle King St Station	Lakewood Station	14	Transit Operational Project		5307	\$14,226,832	\$7,226,832	\$7,000,000
RTA-5	Sound Transit	Regional Express Bus Program	Snohomish, King, and Pierce Counties	N/A	N/A	0	Transit Capital Project		5337 HIMB	\$14,129,873	\$9,016,112	\$5,113,761
RTA-77	Sound Transit	S. 200th Link Extension	SeaTac Airport (Airport Station) to S 200th Street in SeaTac, WA	SeaTac Airport	S 200th St (SeaTac)	2	Transit Capital Project		5339	\$4,180,542	\$2,310,942	\$1,869,600
RTA-81	Sound Transit	Tacoma Link Expansion Project	downtown Tacoma, WA	Theatre District Station/S 9th	Hilltop District/S 19th St.	1.3	Transit Capital Project		5307	\$6,000,000	\$4,596,722	\$1,403,278
RTA-84	Sound Transit	Tacoma Trestle Track & Signal	Rail track between the Tacoma Dome Station and vicinity of M	M Street	Tacoma Dome Station	0	Transit Operational Project		5307	\$6,161,875	\$3,124,279	\$3,037,596
RTA-85	Sound Transit	Link Operations and Maintenance Facility East	West of 120th Ave NE adjacent to existing railroad tracks	East of 116th Ave NE	West of 120th Ave NE	0	Transit Operational Project		5307	\$8,391,218	\$4,195,609	\$4,195,609
RTA-87	Sound Transit	Souder and Link State of Good Repair (2015-2017)	Souder and Link Route System with service from Everett in the	N/A	N/A	0	Transit Operational Project		5337 HIFG	\$25,363,704	\$13,924,340	\$11,439,364
SEA-166	Seattle	South Lake Union Streetcar Maintenance	Westlake Avenue	Pine Street	Yale Street	0	Transit Operational Project		5307	\$1,177,826	\$369,802	\$808,024
SEA-168	Seattle	First Hill Streetcar - Broadway Extension	Broadway	East Denny Way	East Roy Street	0.5	Transit Capital Project	FT16(003)	CMAQ	\$8,500,000	\$8,500,000	\$0
SEA-179	Seattle	Yesler St over 4th Ave Bridge Replacement	Yesler Street	4th Avenue	4th Avenue	0	Bridge Replacement	1560(001)	FHWA Bridge	\$3,600,000	\$3,600,000	\$0
SEA-183	Seattle	Beacon Hill Neighborhood Greenways to School	Along Jefferson Park between S Dakota St and S Spokane St	16th Ave S & S Spokane St	16th Ave S & S Dakota St	0.26	Non Motor Vehicle Project	1140(062)	SRTS	\$35,177	\$35,177	\$0
SEA-186	Seattle	Canton and Nord Alleys Repaving	Nord Alley and Canton Alley	S. King St	S. Weller St.	3.37	Reconstruction	1140(057)	TAP(UL)	\$744,736	\$744,736	\$0
SEA-189	Eatonville	Lake City Way Traffic Safety Project	Lake City Way	N/A	N/A	0	Safety / Traffic Operations /	0522(060)	HSIP	\$25,000	\$25,000	\$0
SEA-190	Seattle	Center City Protected Bike Lanes, Phase 1	Primarily along 2nd and/or 4th Avenues	N/A	N/A	0	Other Enhancements	1551(002)	CMAQ	\$5,000,000	\$5,000,000	\$0
SEA-194	Seattle	South Michigan Street ITS	South Michigan Street	East Marginal Way South	Carleton Avenue South	0.5	Safety / Traffic Operations /		CMAQ	\$1,107,000	\$1,107,000	\$0
SEA-195	Seattle	Center City Gateway ITS	1st Ave S/Denny Way	S Spokane St./Western Ave	E Marginal Way/I-5	0	Safety / Traffic Operations /	1140(065)	STP(UL)	\$7,332,528	\$1,268,623	\$6,063,905
SEA-198	Seattle	Post Ave Bridge Replacement	Post Avenue	Marion Street	Columbia Street	0	Bridge Replacement	1140(066)	STP(BR)	\$1,288,361	\$1,288,361	\$0
SL-13	Shoreline	15th Avenue NE, NE 148th Street to South of NE 155th	15th Ave NE	NE 148th St	NE 155th St	0.3	Resurfacing	1611(002)	STP(UL)	\$286,018	\$286,018	\$0
SL-14	Shoreline	Bicycle Plan Implementation	Throughout City of Shoreline	N/A	N/A	0	Non Motor Vehicle Project	1169(019)	STP(UL)	\$43,206	\$43,206	\$0
SL-15	Shoreline	Meridian Avenue N, N 190th Street to N 205th Street	Meridian Ave N	N 192nd St	N 205th St	0.9	Resurfacing	2141(001)	STP(UL)	\$657,254	\$657,254	\$0
SL-16	Shoreline	State Route 523 (N/NE 145th Street), Aurora Avenue N to I-	N/NE 145th Street (SR 523)	Aurora Avenue N (SR 99)	Interstate 5	0.9	Major Widening	0523(010)	STP(UL)	\$4,235,000	\$4,235,000	\$0
SL-17	Shoreline	Echo Lake Elementary Safe Route to School	N 195th Street	Meridian Avenue N	Wallingford Avenue N	0.12	Other Enhancements	1169(020)	TAP(SRTS)	\$520,000	\$115,000	\$405,000
SL-19	Shoreline	Meridian Ave N & N 155th St Intersection Phase Changes	Meridian Ave N & N 155th St intersection	Meridian Ave N & N 155th	Meridian Ave N & N 155th	0	Safety / Traffic Operations /	2141(002)	HSIP	\$352,385	\$49,305	\$303,080
SL-20	Shoreline	Radar Speed Sign Installations	Greenwood AveN , 5th Ave NE, 1st Ave NE, 15th Ave NW, NW	N/A	N/A	0	Safety / Traffic Operations /	0005(450)	HSIP	\$119,514	\$8,482	\$111,032
SNOCO-114	Snohomish	Howard Creek Bridge #496	Index Galena Road MP 9.04	Howard Creek	Howard Creek	0	Bridge Replacement	V310(002)	BR	\$1,559,254	\$1,551,146	\$8,108
SNOCO-115	Snohomish	Swamp Creek Bridge #504	Locust Way MP.86	231st St SW	Locust Way	0	Bridge Replacement	2563(001)	BR	\$1,468,640	\$1,468,640	\$0
SNOCO-119	Snohomish	Intersection Safety Improvements - 67th Avenue NE	67th Avenue NE at 132nd Street NE	N/A	N/A	0	Safety / Traffic Operations /	0005(295)	STP(S)	\$397,850	\$72,015	\$325,835
SNOCO-128	Snohomish	Seattle Hill Road	Seattle Hill Road	35th Avenue SE	132nd Street SE	1.6	Minor Widening	2576(006)	STP(UL)	\$4,000,000	\$4,000,000	\$0
SNOCO-129	Snohomish	May Creek Bridge #559	Reiter Road/May Creek Road	May Creek Road	May Creek Road	0	Bridge Replacement	2031(111)	BR	\$1,941,600	\$1,941,600	\$0
SUM-18	Sumner	Puyallup Street Overlay	Puyallup Street	Fryar Ave Bridge	Williams Ave	0.4	Resurfacing	3280(001)	STP(UL)	\$521,521	\$521,521	\$0

Project ID	Sponsor	Title	Location	From	To	Legnth	Improvement Type	Federal Aid Number	Fund Source	Total Federal Funds		Unobligated
										Programmed	Obligated	
TAC-100	Tacoma	Pedestrian Improvements in Hilltop and South Downtown	Within, and/or connecting, the Hilltop and South Downtown	N/A	N/A	0	Non Motor Vehicle Project	9927(060)	CMAQ 2.5	\$649,561	\$649,561	\$0
TAC-101	Tacoma	S. 48th St. and Tacoma Mall Blvd	Tacoma Mall Blvd.	S. 48th St. vicinity	S. 48th St. vicinity	0	Resurfacing	3210(003)	STP(UL)	\$666,469	\$666,469	\$0
TAC-104	Tacoma	Pacific Ave/ SR7 Corridor	Sr 7 from S. 34th to S. 96th	SR 7 & S. 34th	SR7 & S. 96th	0	Safety / Traffic Operations /	0007(024)	HSIP	\$796,360	\$41,815	\$754,545
TAC-69	Tacoma	Puyallup River Bridge F16A & F16B Replacement	Puyallup Avenue	Portland Avenue	Puyallup River	0.15	New Bridge Construction	3246(012)	BR	\$10,949,219	\$10,949,219	\$0
TAC-69	Tacoma	Puyallup River Bridge F16A & F16B Replacement	Puyallup Avenue	Portland Avenue	Puyallup River	0.15	New Bridge Construction	3246(012)	STP(UL)	\$12,200,000	\$12,200,000	\$0
TAC-87	Tacoma	Prairie Line Trail	Prairie Line BNSF alignment through downtown (Dock Street to	Dock St & S. 15th st	S. 25th St	1	Non Motor Vehicle Project	1280(034)	TAP(UL)	\$1,894,097	\$1,894,097	\$0
TTW-7	Tulalip Tribes	Marine Drive Pedestrian/Bike Improvements 7th Dr NW to	Marine Drive, 7th Drive NW to 36th Ave NW	7th Drive NW	to 36th Ave NW	2.8	Non Motor Vehicle Project	BI16(001)	STP(R)	\$3,000,000	\$3,000,000	\$0
TUK-53	Tukwila	Thorndyke Elementary Safe Routes to School	S 150th St	Tukwila International Blvd.	42nd Ave S	0.3	Other Enhancements	1320(003)	SRTS	\$27,888	\$27,888	\$0
TUK-56	Tukwila	Grady Way Bridge Preventative Maintenance Project	Grady Way Bridge over BN and UP Railroads	Interurban Avenue S	Longacres Drive SW, Renton	0.23	Bridge Rehabilitation	1288(005)	BR	\$107,082	\$57,931	\$49,151
TUK-58	Tukwila	Cascade View Elementary Safe Routes to School Project -	33rd Ave S and S 140th Street	S. 144th at 34th Ave. S.	140th St at 34th Ave. S.	0.51	Other Enhancements	1320(005)	SRTS	\$838,950	\$139,205	\$699,745
UVP-12	University Place	Bridgeport Phase 5 Roadway Improvements	Bridgeport Way	27th Street	City limits vic. S 19th Street	0.5	Safety / Traffic Operations /	2947(014)	CMAQ	\$1,603,661	\$1,603,661	\$0
UVP-12	University Place	Bridgeport Phase 5 Roadway Improvements	Bridgeport Way	27th Street	City limits vic. S 19th Street	0.5	Safety / Traffic Operations /	2947(014)	STP(UL)	\$321,339	\$321,339	\$0
UVP-9	University Place	Mildred/67th Roadway Improvements	Mildred St	Regents Blvd	S 19th Street	0.57	Safety / Traffic Operations /	2957(006)	STP(UL)	\$1,516,691	\$1,516,691	\$0
WDNW-1098	WSDOT	SR 524/Westbound 21st Ave W to 196th PI SW -	SR 524	MP 6.06	MP 6.31	0.25	Other Enhancements	0524(014)	CMAQ	\$425,000	\$425,000	\$0
WDNW-949	WSDOT	SR-202: NE 124th St Vic to NE Ames Lake Road - Paving	SR 202 in King County	NE 124th St (MP 4.51)	NE Ames Lk Rd (MP 13.94)	9.43	Resurfacing	9999(713)	STP(UL)	\$1,288,000	\$1,288,000	\$0
WDNW-996	WSDOT	SR 525/148th St SW Vic to 132nd St SW - Paving & ADA	SR 525 in North Lynnwood	148th St SW vicinity (MP 2.24)	132nd St SW Vicinity- MP	1.46	Resurfacing	9999(757)	STP(UL)	\$610,000	\$610,000	\$0
WSF-102	Washington	Vessel Preservation and Improvement	Shipyards in the Pacific Northwest	N/A	N/A	0	Transit Capital Project		5307	\$17,666,658	\$4,852,461	\$12,814,197
WSF-102	Washington	Vessel Preservation and Improvement	Shipyards in the Pacific Northwest	N/A	N/A	0	Transit Capital Project		5337 HIFG	\$18,578,418	\$5,862,301	\$12,716,117
WSF-59	Washington	Mukilteo Multimodal Terminal	Mukilteo	N/A	N/A	0	Transit Capital Project	FT16(013)	CMAQ	\$4,970,500	\$4,970,500	\$0

Calendar Year 2016 Obligations to Federal Funds in WSDOT-Sponsored Projects

County	FHWA Authorized Date	Phase	Program	STIP Reference	Project Title	Federal Aid Number	Transaction Amount	Pin List
Pierce	1/6/2016	PE	NHPP	301654A,	SR 16 / TACOMA NARROWS BRIDGES TO SR 3 - PAVING	0016(029)	(\$59,520.00)	301654A
Pierce	1/6/2016	PE	NHPP	301698L	SR 16 / UNION AVE TO JACKSON AVE - ADA RAMPS	0016(030)	(\$43,788.00)	301698L
Kitsap	1/6/2016	CN	NHPP	310439C	SR 104/HOOD CANAL BRIDGE - SPECIAL REPAIR	0104(055)	\$2,138,641.00	310439C
King	1/7/2016	CN	Interstate Maintenance	100562S, 2013-16	I-5 / SPOKANE STREET INTERCHANGE VICINITY - SPECIAL BRIDGE REPAIR	0053(960)	(\$72,830.49)	100562S
King	1/7/2016	PE	Interstate Maintenance	100562S, 2013-16	I-5 / SPOKANE STREET INTERCHANGE VICINITY - SPECIAL BRIDGE REPAIR	0053(960)	(\$601.65)	100562S
Snohomish	1/7/2016	PE	STP	109909A	SR99 / LINCOLN WAY VICINITY TO AIRPORT ROAD VICINITY - SOUTHBOUND SIDEWALK	0099(110)	(\$0.48)	109970I
Snohomish	1/7/2016	PE	Safety	109909A	SR99 / LINCOLN WAY VICINITY TO AIRPORT ROAD VICINITY - SOUTHBOUND SIDEWALK	0099(110)	(\$1,036.49)	109909A
Snohomish	1/7/2016	RW	Safety	109909A	SR99 / LINCOLN WAY VICINITY TO AIRPORT ROAD VICINITY - SOUTHBOUND SIDEWALK	0099(110)	(\$0.22)	109909A
Snohomish	1/7/2016	CN	Safety	109909A	SR99 / LINCOLN WAY VICINITY TO AIRPORT ROAD VICINITY - SOUTHBOUND SIDEWALK	0099(110)	(\$4,778.00)	109909A, 109970I
Snohomish	1/7/2016	RW	Safety	109909A	SR99 / LINCOLN WAY VICINITY TO AIRPORT ROAD VICINITY - SOUTHBOUND SIDEWALK	0099(110)	(\$4,545.20)	109909A
Snohomish	1/7/2016	PE	NHPP	100512S	I-5 / UNION, STEAMBOAT, AND EBEE SLOUGH BRIDGES - SPECIAL BRIDGE REPAIR	0054(286)	(\$108,161.00)	100512S
King	1/7/2016	CN	Bridge	109935A	SR99 / SPOKANE STREET OVERCROSSING 99/538	0099(102)	(\$600,000.00)	109935A
Snohomish	1/7/2016	PE	Safety	100913H	SR-9 32ND STREET SE - INTERSECTION IMPROVEMENTS	0009(068)	(\$92,658.00)	100913H
Snohomish	1/7/2016	CN	Safety	100913H	SR-9 32ND STREET SE - INTERSECTION IMPROVEMENTS	0009(068)	(\$1,792,795.00)	100913H
Snohomish	1/8/2016	PE	STP	153049A	SR 530/SAUK PRAIRIE VIC TO SR 20 - BST	0530(028)	(\$1,592.71)	153049A
Pierce	1/15/2016	CN	STP	316725A	SR167/PUYALLUP RIVER BRIDGE - BRIDGE REPLACEMENT	0167(047)	\$300,000.00	316725A
Kitsap	1/15/2016	RW	STP	11-07 330706A	SR 307/DOGFISH CREEK - FISH BARRIER REMOVAL	0307(002)	\$12,000.00	330706A
Snohomish	1/15/2016	CN	NHPP	100554J	I-5/NB SR 531 VIC TO PORTAGE CREEK BRIDGE VIC - PAVING	0054(287)	(\$155,611.00)	100553X
King	1/21/2016	PE	NHPP	100504B	I-5 / SB S 320TH ST TO DUWAMISH RIVER BRIDGE - CONCRETE PAVEMENT REHAB	0053(971)	\$20,000.00	100504B
Pierce	1/22/2016	CN	NHPP	300599L	I-5 / VICINITY TUMWATER BLVD TO GRAVELLY LAKE DR - PAVING	0053(972)	\$2,500.00	300599L
King	1/25/2016	PE	NHPP	109079B	I-90/SR 202 I/C TO S FORK SNOQUALMIE RIVER - PAVING	0901(488)	\$25,000.00	109079B
King	1/26/2016	CN	Safety	100013C	NORTHWEST REGION BASIC SAFETY - GUARDRAIL	9999(671)	(\$53,137.62)	100013C
King	1/26/2016	CN	Safety	100013C	NORTHWEST REGION BASIC SAFETY - GUARDRAIL	9999(671)	(\$0.16)	100013C
Snohomish	1/26/2016	CN	Safety	100013C	NORTHWEST REGION BASIC SAFETY - GUARDRAIL	9999(671)	(\$53,137.62)	100013C
Snohomish	1/26/2016	CN	Safety	100013C	NORTHWEST REGION BASIC SAFETY - GUARDRAIL	9999(671)	(\$0.16)	100013C
King	1/26/2016	CN	STP	100527T	I-5/NE 117TH ST TO SR 104 - PAVEMENT REPAIR	0005(012)	\$700,000.00	100527T
Snohomish	2/3/2016	CN	STP	152710C	SR 527 / I-405 INTERCHANGE TO SR 524 VICINITY - PAVING	0051(293)	\$12,000.00	152710C
King	2/5/2016	PE	STP	190010D	SR 900 / TUKWILA NCL TO SR 167 WYE - CONCRETE PAVEMENT REHABILITATION	0900(026)	\$33,215.00	190010D
King	2/8/2016	CN	STP	120290A	SR202 / SNOQUALMIE RIVER BRIDGE TO SOUTH FORK SNOQUALMIE RIVER BRIDGE - PAVING	0202(051)	\$15,435.00	120290A
Kitsap	2/9/2016	PE	NHPP	310443A	SR 104/GROVERS CREEK - REMOVE FISH BARRIER	0104(052)	\$50,000.00	310443A
Snohomish	2/11/2016	PE	Safety	100913H	SR-9 32ND STREET SE - INTERSECTION IMPROVEMENTS	0009(068)	(\$0.67)	100913H
Snohomish	2/12/2016	PE	STP	100930B	SR 9/256TH ST NE VIC TO LAKE CAVANAUGH RD VIC - BST	0009(074)	(\$1,830.66)	100930B
King	2/12/2016	CN	STP	120200D	SR 202/LITTLE BEAR CREEK - FISH BARRIER REMOVAL	0202(055)	\$6,490,060.00	120200D

Calendar Year 2016 Obligations to Federal Funds in WSDOT-Sponsored Projects

County	FHWA Authorized Date	Phase	Program	STIP Reference	Project Title	Federal Aid Number	Transaction Amount	Pin List
Snohomish	2/17/2016	PE	Bridge	100553V	I-5/SB STILLAGUAMISH RIVER BRIDGE - MAJOR BRIDGE REHABILITATION	0054(283)	(\$0.59)	100553V
Snohomish	2/17/2016	CN	NHPP	100553V	I-5/SB STILLAGUAMISH RIVER BRIDGE - MAJOR BRIDGE REHABILITATION	0054(283)	(\$34.50)	100553V
King	2/18/2016	CN	STP	116722A	SR 167/NB S 212th St to 43rd St & SR 18/EB W Valley to C St SW - Paving	9999(752)	\$2,567,173.00	101802J
Kitsap	2/18/2016	CN	STP	301653A	SR 16/ANDERSON CREEK TRIBUTARY TO SINCLAIR INLENT - FISH BARRIER REMOVAL	0016(027)	\$8,299,009.00	301653A
Kitsap	2/18/2016	CN	STP	310443A, et al	SR 104 and SR 307 North Kitsap Co - Remove Fish Barriers	9999(761)	\$2,524,209.00	310443A, 330706A
King	2/18/2016	PE	NHPP	109060F	I-90 / EB E Sunset Way I/C Vic to Region Boundary - Pavement Repair	0901(492)	\$596,332.00	109060F
Snohomish	2/19/2016	PE	NHPP	109970N	SR 99/SR 525 INTERCHANGE VIC TO LINCOLN WAY VIC - PAVING	0099(134)	\$75,000.00	109970N, 152506B
Snohomish	2/19/2016	PE	STP	152506B	SR 525/148TH ST SW VIC TO 132ND ST SW - PAVING & ADA COMPLIANCE	0525(038)	\$75,000.00	152506B
Snohomish	2/19/2016	PE	STP	153026A	SR 530/TRAFTON CREEK - FISH PASSAGE	0530(027)	(\$1,106,867.95)	153026A
Pierce	2/19/2016	CN	STP	350739A	SR 507 and SR 510/Golphnee LP SE To 295th St S - Paving	9999(759)	\$653,437.00	350739A
Pierce	2/25/2016	CN	STP	350737A	SR 507/LACAMAS CREEK TRIBUTARY TO MUCK CREEK - FISH BARRIER REMOVAL	0507(028)	\$1,378,755.00	350737A
King	2/26/2016	PE	NHPP	100269A	US 2 / South Fork Skykomish River Bridge 2/119 - Scour Repair	0002(847)	\$262,828.00	100269A
King	2/26/2016	PE	STP	509016P	I-90 / North Bend to Easton - ITS Preservation	0901(493)	\$19,209.50	509016P
King	2/26/2016	CN	STP	120205B	SR 202 and SR 203/NE 124th St Vic to Tolt River Bridge - Paving & ADA	9999(713)	\$3,953,093.00	120205B
Pierce	2/29/2016	PE	NHPP	300599L	I-5 / VICINITY TUMWATER BLVD TO GRAVELLY LAKE DR - PAVING	0053(972)	(\$4,147.81)	300599L
Pierce	2/29/2016	CN	NHPP	300599L	I-5 / VICINITY TUMWATER BLVD TO GRAVELLY LAKE DR - PAVING	0053(972)	(\$1,835.61)	300599L
Snohomish	2/29/2016	CN	STP	153161C	SR 531/43RD AVE VIC TO SR 9 VIC - PAVING	0531(009)	(\$37,761.03)	153161C
Snohomish	2/29/2016	PE	STP	153161C	SR 531/43RD AVE VIC TO SR 9 VIC - PAVING	0531(009)	(\$2,142.17)	153161C
Pierce	2/29/2016	CN	STP	301698B	SR16 / TACOMA NARROWS BRIDGE - REPLACE MAINTENANCE TRAVELER	0016(024)	\$180,000.00	301698B
King	2/29/2016	PE	NHPP	509015I	I-90 / denny Creek Rd Bridge WB - Deck Rehabilitation	0901(494)	\$73,044.00	509013M, 509013T, 509015I
Snohomish	3/3/2016	PE	Interstate Maintenance	100554J	I-5/NB SR 531 VIC TO PORTAGE CREEK BRIDGE VIC - PAVING	0054(287)	(\$366.89)	100554K
Snohomish	3/3/2016	PE	STP	100554J	I-5/NB SR 531 VIC TO PORTAGE CREEK BRIDGE VIC - PAVING	0054(287)	(\$3,122.97)	100551J
Snohomish	3/3/2016	PE	STP	100554J	I-5/NB SR 531 VIC TO PORTAGE CREEK BRIDGE VIC - PAVING	0054(287)	(\$91,741.00)	100551J
Snohomish	3/3/2016	PE	NHPP	100554J	I-5/NB SR 531 VIC TO PORTAGE CREEK BRIDGE VIC - PAVING	0054(287)	(\$246,244.34)	100551F
Snohomish	3/4/2016	CN	STP	109970R	SR 99/SR 525 Interchange Vic to Lincoln Way Vic - Paving & ADA Compliance	9999(757)	\$610,000.00	152506B
Snohomish	3/4/2016	CN	NHPP	109970R	SR 99/SR 525 Interchange Vic to Lincoln Way Vic - Paving & ADA Compliance	9999(757)	\$2,272,800.00	109970N
Snohomish	3/4/2016	CN	STP	109970R	SR 99/SR 525 Interchange Vic to Lincoln Way Vic - Paving & ADA Compliance	9999(757)	\$895,936.00	152506B
Kitsap	3/4/2016	PE	NHPP	310443A	SR 104/GROVERS CREEK - REMOVE FISH BARRIER	0104(052)	\$100,000.00	310443A
Pierce	3/7/2016	CN	STP	316141A	SR 161/SOUTH CREEK - REMOVE FISH BARRIER	0161(035)	\$997,867.00	316141A
King	3/7/2016	RW	STP	190021C	SR 900 / GREEN CREEK - FISH PASSAGE	0900(027)	\$52,626.00	190021C

Calendar Year 2016 Obligations to Federal Funds in WSDOT-Sponsored Projects

County	FHWA Authorized Date	Phase	Program	STIP Reference	Project Title	Federal Aid Number	Transaction Amount	Pin List
King	3/8/2016	PE	NHPP	904858A	SEATTLE FERRY TERMINAL REDEVELOPMENT AND EXPANSION (SOUTH TRESTLE)	2006(035)	\$1,313,000.00	904858A
Pierce	3/8/2016	CN	NHPP	350917A,	SR 509/E 21ST ST TO E 11TH ST - PAVING	0509(030)	\$1,851,618.00	350917A
King	3/8/2016	CN	NHPP	140550C	I-405 / SB SE 8TH ST TO NORTHUP WAY VIC - PAVING	4053(863)	(\$100,000.00)	140550C
King	3/8/2016	CN	Safety	100539B	REGIONWIDE SAFETY - HIGH FRICTIONAL SURFACE (15-17)	9999(720)	\$299,157.00	109050C
Snohomish	3/8/2016	CN	Safety	100539B	REGIONWIDE SAFETY - HIGH FRICTIONAL SURFACE (15-17)	9999(720)	\$284,286.00	100539B
Pierce	3/9/2016	PE	NHPP	301698G	SR 16 / TACOMA NARROW BRIDGE - REPLACE MAINTENANCE PLATFORM	0016(031)	\$304,853.00	301698G
Kitsap	3/10/2016	RW	NHPP	310443A	SR 104/GROVERS CREEK - REMOVE FISH BARRIER	0104(052)	\$20,000.00	310443A
Pierce	3/10/2016	RW	STP	316141A	SR 161/SOUTH CREEK - REMOVE FISH BARRIER	0161(035)	\$10,000.00	316141A
Kitsap	3/10/2016	RW	NHPP	330709A	SR 307/GAMBLE CREEK - REMOVE FISH BARRIER	0307(003)	\$20,000.00	330709A
Snohomish	3/10/2016	PE	NHPP	109970N	SR 99/SR 525 INTERCHANGE VIC TO LINCOLN WAY VIC - PAVING	0099(134)	\$150,000.00	109970N, 152506B
King	3/10/2016	PE	NHS	109051C	I-90 / WB MERCER SLOUGH TO W LAKE SAMMAMISH PARKWAY - PAVING	0901(487)	\$30,000.00	109051C
King	3/17/2016	CN	NHS	809935A	SR99 / ATLANTIC ST. / UTAH ST. INTERSECTION TO I-90 / DEARBORN ST. FIBER OPTIC CONNECTION (AWV)	0099(108)	(\$0.20)	00PC, 00CNM, 809935A, 809936D
King	3/17/2016	CN	NHPP	809935A	SR99 / ATLANTIC ST. / UTAH ST. INTERSECTION TO I-90 / DEARBORN ST. FIBER OPTIC CONNECTION (AWV)	0099(108)	(\$20,732.99)	809935A
King	3/17/2016	PE	NHPP	809935A	SR99 / ATLANTIC ST. / UTAH ST. INTERSECTION TO I-90 / DEARBORN ST. FIBER OPTIC CONNECTION (AWV)	0099(108)	(\$5,127.57)	809935A
Snohomish	3/17/2016	CN	STP	152710C	SR 527 / I-405 INTERCHANGE TO SR 524 VICINITY - PAVING	0051(293)	\$10,000.00	152710C
King	3/17/2016	PE	STP	120306D	SR 203 / SR 202 TO TOLT RIVER BRIDGE - PAVING	0203(021)	\$50,000.00	120306D
Pierce	3/17/2016	CN	STP	351207Q	SR 512 / SR 7 TO I-5 - CONGESTION MANAGEMENT	0512(017)	\$175,000.00	351207Q
King	3/17/2016	CN	NHPP	109051C	I-90 / WB MERCER SLOUGH TO W LAKE SAMMAMISH PARKWAY - PAVING	0901(487)	\$938,495.00	109051C
King	3/17/2016	CN	NHS	200200V	SR2 / STEVENS PASS WEST - UNSTABLE SLOPES	0002(282)	\$15,500.00	200200V
King	3/18/2016	CN	STP	905204A	SR 160/VASHON TML - TIMBER TRESTLE REHABILITATION	2014(084)	\$4,200,000.00	905204A
King	3/18/2016	CN	STP	905204A	SR 160/VASHON TML - TIMBER TRESTLE REHABILITATION	2014(084)	\$635,960.00	905204A
King	3/25/2016	CN	STP	150922C	SR 509/SB S 160TH ST VIC TO S 112TH ST VIC - PAVING	0509(027)	(\$203,129.00)	150922C
Pierce	3/28/2016	CN	STP	341014D	SR 410/SR 167 TO 181ST ST - PAVING	0410(065)	\$1,957,605.00	341014D
Pierce	3/29/2016	PE	NHPP	316726A	SR 167/Valley Ave & UPRR Bridge - Special Repair	0167(052)	\$9,600.00	316726A
Snohomish	3/30/2016	CN	STP	109205A	SR 92/PILCHUCK RIVER - CED	0092(006)	\$2,600,503.00	109205A
Pierce	4/1/2016	CN	NHPP	301654A,	SR 16 / TACOMA NARROWS BRIDGES TO SR 3 - PAVING	0016(029)	\$602,163.00	301654A, 301699V
Kitsap	4/1/2016	CN	NHPP	300306B, et al.	SR 3 and SR 310/N of Cokelet Ln to SR 303 and SR 310 to Weslon - Paving	9999(762)	\$1,865,637.50	300306B
King	4/4/2016	CN	Interstate Maintenance	100532F	I-5: SR-104 INTERCHANGE VICINITY TO 52ND AVE W PAVING	0053(963)	(\$82,359.44)	100532F, 100530F
Snohomish	4/4/2016	CN	Interstate Maintenance	100532F	I-5: SR-104 INTERCHANGE VICINITY TO 52ND AVE W PAVING	0053(963)	(\$247,078.31)	100532F, 100530F
King	4/4/2016	CN	STP	116722A	SR 167/NB S 212th St to 43rd St & SR 18/EB W Valley to C St SW - Paving	9999(752)	(\$163,605.00)	101802J
Kitsap	4/5/2016	PE	STP	330709A	SR 307/GAMBLE CREEK - REMOVE FISH BARRIER	0307(003)	\$35,000.00	330709A
King	4/5/2016	CN	STP	120305A	SR 203/COE-CLEMONS CREEK - CED	0203(018)	\$60,000.00	120305A

Calendar Year 2016 Obligations to Federal Funds in WSDOT-Sponsored Projects

County	FHWA Authorized Date	Phase	Program	STIP Reference	Project Title	Federal Aid Number	Transaction Amount	Pin List
Snohomish	4/7/2016	PE	STP	109205A	SR 92/PILCHUCK RIVER - CED	0092(006)	\$57,600.00	109205A
King	4/7/2016	CN	Safety	100015C	NORTHWEST REGION INTERSECTION SAFETY IMPLEMENTATION (15-17)	9999(700)	\$93,134.60	100015C
Snohomish	4/7/2016	CN	Safety	100015C	NORTHWEST REGION INTERSECTION SAFETY IMPLEMENTATION (15-17)	9999(700)	\$93,134.60	100015C
King	4/8/2016	PE	STP	120200D	SR 202/LITTLE BEAR CREEK - FISH BARRIER REMOVAL	0202(055)	\$36,000.00	120200D
King	4/8/2016	CN	NHPP	109947B	SR99 / AURORA AVE. - GEORGE WASHINGTON MEMORIAL BRIDGE - BRIDGE PAINTING	0099(069)	\$8,300,000.00	109947B
King	4/8/2016	CN	NHPP	109947B	SR99 / AURORA AVE. - GEORGE WASHINGTON MEMORIAL BRIDGE - BRIDGE PAINTING	0099(069)	\$868,049.14	109947B
Kitsap	4/11/2016	PE	NHPP	310443A	SR 104/GROVERS CREEK - REMOVE FISH BARRIER	0104(052)	\$68,139.00	310443A
King	4/11/2016	PE	NHPP	109946C	SR 99/Aurora Ave - George Washington Memorial Br 99/560 (Stage 2)	0099(137)	\$618,121.00	109946C
Pierce	4/13/2016	CN	STP	350737A	SR 507/LACAMAS CREEK TRIBUTARY TO MUCK CREEK - FISH BARRIER REMOVAL	0507(028)	\$60,712.00	350737A
King	4/14/2016	CN	Interstate Maintenance	140503D	I-405/NB SR 167 RAMP TO NB 405 - DRAINAGE	4053(862)	(\$48,558.31)	140503D
King	4/14/2016	PE	Interstate Maintenance	140503D	I-405/NB SR 167 RAMP TO NB 405 - DRAINAGE	4053(862)	(\$10,251.06)	140503D
Kitsap	4/14/2016	PE	STP	300015S	15-17 OR Region Wide Basic Safety - Signing	9999(773)	\$42,304.00	300015S
Pierce	4/14/2016	PE	STP	300015S	15-17 OR Region Wide Basic Safety - Signing	9999(773)	\$42,304.00	300015S
Pierce	4/14/2016	CN	STP	350736A	SR 507/OLD HWY 99 TO E OF WATER ST - PAVING	0507(030)	(\$24,862.24)	350736A
Kitsap	4/15/2016	PE	STP	330709A	SR 307/GAMBLE CREEK - REMOVE FISH BARRIER	0307(003)	\$50,000.00	330709A
Kitsap	4/15/2016	CN	NHPP	301653A	SR 16/ANDERSON CREEK TRIBUTARY TO SINCLAIR INLENT - FISH BARRIER REMOVAL	0016(027)	\$8,299,009.00	301653A
Kitsap	4/25/2016	CN	STP	301653A	SR 16/ANDERSON CREEK TRIBUTARY TO SINCLAIR INLENT - FISH BARRIER REMOVAL	0016(027)	(\$8,299,009.00)	301653A
Pierce	4/25/2016	PE	NHPP	301654A,	SR 16 / TACOMA NARROWS BRIDGES TO SR 3 - PAVING	0016(029)	\$10,000.00	301654A
King	4/25/2016	CN	Bridge	101812S, 2013-16	SR 18/EB GREEN RIVER (NEELEY) BRIDGE - BRIDGE DECK REHABILITATION	0018(038)	(\$3,656.00)	800502K, 101812S
Pierce	4/26/2016	PE	STP	316141A	SR 161/SOUTH CREEK - REMOVE FISH BARRIER	0161(035)	\$35,000.00	316141A
Kitsap	4/26/2016	RW	STP	11-07 330706A	SR 307/DOGFISH CREEK - FISH BARRIER REMOVAL	0307(002)	\$1,000.00	330706A
Pierce	4/26/2016	PE	STP	341014D	SR 410/SR 167 TO 181ST ST – PAVING	0410(065)	\$55,000.00	341014D
Pierce	4/26/2016	PE	NHPP	350917A,	SR 509/E 21ST ST TO E 11TH ST - PAVING	0509(030)	\$10,000.00	350917A
Pierce	4/26/2016	CN	STP	350739A	SR 507 and SR 510/Golphnee LP SE To 295th St S - Paving	9999(759)	(\$81,006.00)	350739A
Kitsap	4/26/2016	CN	STP	310443A, et al	SR 104 and SR 307 North Kitsap Co - Remove Fish Barriers	9999(761)	(\$435,888.00)	310443A, 330706A
King	4/27/2016	CN	STP	120200D	SR 202/LITTLE BEAR CREEK - FISH BARRIER REMOVAL	0202(055)	(\$328,935.00)	120200D
King	4/27/2016	CN	STP	120205B	SR 202 and SR 203/NE 124th St Vic to Tolt River Bridge - Paving & ADA	9999(713)	\$85,047.00	120205B
King	4/28/2016	CN	STP	116409C	SR 164/HIGH POINT ST TO WATSON ST N - PAVING & SIGNALIZATION	9999(669)	(\$10,220.44)	116409C
Kitsap	4/28/2016	PE	STP	301653A	SR 16/ANDERSON CREEK TRIBUTARY TO SINCLAIR INLENT - FISH BARRIER REMOVAL	0016(027)	\$10,000.00	301653A
King	4/28/2016	CN	NHPP	101800D	SR18 / SR 99 VICINITY TO AUBURN BLACK DIAMOND ROAD INTERCHANGE VICINITY - PAVING	0018(037)	(\$16,343.00)	101800D
Pierce	4/28/2016	CN	STP	351207Q	SR 512 / SR 7 TO I-5 - CONGESTION MANAGEMENT	0512(017)	\$156,000.00	351207Q
King	4/28/2016	PE	NHS	109051C	I-90 / WB MERCER SLOUGH TO W LAKE SAMMAMISH PARKWAY - PAVING	0901(487)	\$17,903.00	109051C

Calendar Year 2016 Obligations to Federal Funds in WSDOT-Sponsored Projects

County	FHWA Authorized Date	Phase	Program	STIP Reference	Project Title	Federal Aid Number	Transaction Amount	Pin List
King	5/3/2016	CN	NHPP	809936E	SR 99 / AWV South Access NB Off Bridge	0099(136)	\$277,580.00	809936E
Pierce	5/4/2016	CN	STP	316141A	SR 161/SOUTH CREEK - REMOVE FISH BARRIER	0161(035)	(\$49,421.00)	316141A
Snohomish	5/4/2016	CN	STP	100224R	SR2 / RICE ROAD INTERSECTION - SAFETY IMPROVEMENTS	0002(313)	\$26,000.00	100224R
Kitsap	5/4/2016	PE	NHS	330528A	SR 305/SUQUAMISH WAY INTERSECTION IMPROVEMENTS	0305(018)	(\$130,615.00)	330528A
Pierce	5/4/2016	CN	NHPP	350917A,	SR 509/E 21ST ST TO E 11TH ST - PAVING	0509(030)	(\$202,048.00)	350917A
King	5/6/2016	CN	Safety	100015B	NORTHWEST REGION GUARDRAIL AND GLARE SCREEN	9999(699)	\$812,034.00	100015B
King	5/6/2016	CN	STP	120305A	SR 203/COE-CLEMONS CREEK - CED	0203(018)	\$330,575.00	120305A
Snohomish	5/6/2016	CN	NHPP	109970R	SR 99/SR 525 Interchange Vic to Lincoln Way Vic - Paving & ADA Compliance	9999(757)	\$383,238.00	109970N
Snohomish	5/6/2016	CN	STP	109970R	SR 99/SR 525 Interchange Vic to Lincoln Way Vic - Paving & ADA Compliance	9999(757)	\$1,750.00	152506B
King	5/9/2016	CN	Value Pricing	WDTOLL-2	SR 167/EXPRESS TOLL LANES CONTINUOUS ACCESS, BEFORE AND AFTER STUDY	0167(049)	(\$26,016.00)	816701E
King	5/9/2016	PE	STP	120205B	SR 202/NE 124TH ST VIC TO NE AMES LAKE RD - PAVING	0202(056)	\$46,660.00	120205C, 120306D
Pierce	5/9/2016	PE	NHPP	351207Q	SR 512 / SR 7 TO I-5 - CONGESTION MANAGEMENT	0512(017)	\$1,000.00	351207Q
Snohomish	5/9/2016	CN	STP	109970R	SR 99/SR 525 Interchange Vic to Lincoln Way Vic - Paving & ADA Compliance	9999(757)	\$0.00	152506B
Pierce	5/10/2016	CN	NHPP	316725A	SR167/PUYALLUP RIVER BRIDGE - BRIDGE REPLACEMENT	0167(047)	\$8,098.00	316725A
Pierce	5/10/2016	CN	STP	316725A	SR167/PUYALLUP RIVER BRIDGE - BRIDGE REPLACEMENT	0167(047)	\$450,035.00	316725A
Kitsap	5/13/2016	PE	NHS	330528A	SR 305/SUQUAMISH WAY INTERSECTION IMPROVEMENTS	0305(018)	\$1,000.00	330528A
King	5/20/2016	CN	NHS	200202T	US 2 / STEVENS PASS - ITS EMERGENCY POWER	0002(837)	(\$5,505.33)	200202T
King	5/20/2016	CN	NHS	200202T	US 2 / STEVENS PASS - ITS EMERGENCY POWER	0002(837)	(\$2,904.24)	200202T
King	5/20/2016	PE	NHPP	200202T	US 2 / STEVENS PASS - ITS EMERGENCY POWER	0002(837)	(\$4,032.37)	200202T
King	5/20/2016	CN	NHPP	200202T	US 2 / STEVENS PASS - ITS EMERGENCY POWER	0002(837)	(\$1,059.18)	200202T
Snohomish	5/20/2016	PE	STP	109205A	SR 92/PILCHUCK RIVER - CED	0092(006)	\$48,000.00	109205A
Snohomish	5/20/2016	CN	STP	109205A	SR 92/PILCHUCK RIVER - CED	0092(006)	(\$370,906.00)	109205A
King	5/25/2016	CN	STP	116402D	SR 164 / MUCKLESHOOT PLAZA TO SE 408TH ST - PAVING	0164(016)	(\$180,000.00)	116402D
King	5/25/2016	PE	Safety	100015C	NORTHWEST REGION INTERSECTION SAFETY IMPLEMENTATION (15-17)	9999(700)	(\$21,600.00)	, 100015C
Snohomish	5/25/2016	PE	Safety	100015C	NORTHWEST REGION INTERSECTION SAFETY IMPLEMENTATION (15-17)	9999(700)	(\$21,600.00)	, 100015C
King	5/31/2016	CN	NHS	200200V	SR2 / STEVENS PASS WEST - UNSTABLE SLOPES	0002(282)	\$17,000.00	200200V
Kitsap	5/31/2016	CN	NHPP	300306B, et al.	SR 3 and SR 310/N of Cokelet Ln to SR 303 and SR 310 to Weslon - Paving	9999(762)	(\$233,975.50)	300306B
Pierce	5/31/2016	PE	STP	350739A	350739ASR 507/GOLPHNEE LP SE TO 295TH ST S - PAVING	0507(032)	\$2,500.00	350739A
Pierce	5/31/2016	CN	NHPP	301654A,	SR 16 / TACOMA NARROWS BRIDGES TO SR 3 - PAVING	0016(029)	\$61,961.00	301654A, 301699V
Kitsap	6/15/2016	CN	NHPP	WSF-102	WSF SYSTEMWIDE VESSEL PRESERVATION & IMPROVEMENTS (FFY 2016)	2016(024)	\$4,000,000.00	981010E
Snohomish	6/15/2016	CN	NHPP	WSF-102	WSF SYSTEMWIDE VESSEL PRESERVATION & IMPROVEMENTS (FFY 2016)	2016(024)	\$4,000,000.00	981010E
Kitsap	6/16/2016	CN	NHS	310440C	SR 104/E of Balmoral PI NE to Kingston Ferry	0104(058)	\$215,381.00	310440C
King	6/21/2016	PE	NHPP	200207Y	US 2/Stevens Pass - Avalanche Deflection Berm	0002(852)	\$81,255.00	200207Y
Snohomish	6/21/2016	PE	STP	152506B	SR 525/148TH ST SW VIC TO 132ND ST SW - PAVING & ADA COMPLIANCE	0525(038)	\$66,115.00	152506B

Calendar Year 2016 Obligations to Federal Funds in WSDOT-Sponsored Projects

County	FHWA Authorized Date	Phase	Program	STIP Reference	Project Title	Federal Aid Number	Transaction Amount	Pin List
Snohomish	6/24/2016	PE	NHPP	109970N	SR 99/SR 525 INTERCHANGE VIC TO LINCOLN WAY VIC - PAVING	0099(134)	\$127,047.00	109970N
Pierce	6/29/2016	CN	Technology Deployment	341014D	SR 410/SR 167 TO 181ST ST – PAVING	0410(065)	\$50,000.00	341014D
Pierce	6/29/2016	CN	STP	341014D	SR 410/SR 167 TO 181ST ST – PAVING	0410(065)	(\$35,917.00)	341014D
Pierce	6/30/2016	PE	STP	341023A	SR 410 / N OF MEYERS RD E TO 214TH AVE E - PAVING	0410(061)	(\$74,604.00)	341023A
Pierce	6/30/2016	CN	STP	341023A	SR 410 / N OF MEYERS RD E TO 214TH AVE E - PAVING	0410(061)	(\$104,638.91)	341023A
Pierce	6/30/2016	PE	STP	341023A	SR 410 / N OF MEYERS RD E TO 214TH AVE E - PAVING	0410(061)	(\$3,324.72)	341023A
Kitsap	6/30/2016	PE	Safety	301632N	SR 16/Olympic Dr NW to Burley Olalla Rd - Install Cable Barrier	0016(032)	\$168,324.00	301632N
Pierce	6/30/2016	PE	Safety	301632N	SR 16/Olympic Dr NW to Burley Olalla Rd - Install Cable Barrier	0016(032)	\$168,324.00	301632N
Snohomish	6/30/2016	CN	CMAQ	152410D	SR524 / WB 21ST AVE W TO 196TH PL SW - PEDISTRIAN IMPROVEMENT	0524(014)	\$413,458.00	152410D
Snohomish	6/30/2016	CN	STP	152410D	SR524 / WB 21ST AVE W TO 196TH PL SW - PEDISTRIAN IMPROVEMENT	0524(014)	\$54,969.00	152410D
Kitsap	7/1/2016	PE	NHPP	310443A	SR 104/GROVERS CREEK - REMOVE FISH BARRIER	0104(052)	(\$150,000.88)	310443A
Kitsap	7/1/2016	RW	NHPP	310443A	SR 104/GROVERS CREEK - REMOVE FISH BARRIER	0104(052)	(\$13,472.46)	310443A
Pierce	7/1/2016	PE	STP	350739A	350739ASR 507/GOLPHNEE LP SE TO 295TH ST S - PAVING	0507(032)	(\$301.90)	350739A
Pierce	7/1/2016	PE	STP	350913A	SR 509 / WAPATO CREEK TO MARINE VIEW DR - PAVING	9999(563)	(\$3,064.34)	350913A
Pierce	7/1/2016	CN	STP	350913A	SR 509 / WAPATO CREEK TO MARINE VIEW DR - PAVING	9999(563)	(\$16,377.89)	350913A
King	7/1/2016	CN	STP	120205B	SR 202 and SR 203/NE 124th St Vic to Tolt River Bridge - Paving & ADA	9999(713)	\$0.00	120205B
King	7/1/2016	CN	Safety	100015B	NORTHWEST REGION GUARDRAIL AND GLARE SCREEN	9999(699)	(\$144,245.00)	100015B
King	7/1/2016	PE	Safety	100015B	NORTHWEST REGION GUARDRAIL AND GLARE SCREEN	9999(699)	\$3,000.00	100015B
King	7/1/2016	PE	Safety	100015B	NORTHWEST REGION GUARDRAIL AND GLARE SCREEN	9999(699)	\$2,000.00	109064D
Pierce	7/15/2016	CN	NHPP	316726A	SR 167/Valley Ave & UPRR Bridge - Special Repair	0167(052)	\$274,400.00	316726A
Pierce	7/15/2016	PE	NHPP	316726A	SR 167/Valley Ave & UPRR Bridge - Special Repair	0167(052)	\$5,000.00	316726A
King	7/19/2016	CN	Safety	100012A	NORTHWEST REGION CURVE WARNING SIGNS (15-17)	9999(698)	(\$250,000.00)	100012A
Snohomish	7/19/2016	CN	Safety	100012A	NORTHWEST REGION CURVE WARNING SIGNS (15-17)	9999(698)	(\$250,000.00)	100012A
Snohomish	7/19/2016	CN	Coordinated Border Infrastructure	100512S	I-5 / UNION, STEAMBOAT, AND EB EY SLOUGH BRIDGES - SPECIAL BRIDGE REPAIR	0054(286)	\$500,000.00	100512S
Kitsap	7/27/2016	CN	NHPP	310439A	SR 104 / HOOD CANAL BRIDGE - SPECIAL REPAIR	0104(053)	\$92,716.50	310439A
King	8/1/2016	CN	STP	120305A	SR 203/COE-CLEMONS CREEK - CED	0203(018)	\$50,000.00	120305A
King	8/1/2016	CN	STP	852004B/14-06	SR 520 / I-5 TO MEDINA - STGE 1 EVERGREEN POINT FLOATING BRIDGE AND LANDINGS	0520(047)	(\$17,475,968.65)	852004B
King	8/1/2016	CN	STP	852004B	SR 520/WEST APPROACH BRIDGE NORTH (WABN)	0520(053)	\$17,475,966.42	852004B
Snohomish	8/4/2016	RW	STP	153175A	SR 531/EDGEComb CREEK - FISH PASSAGE	0531(010)	\$645,575.00	153175A
King	8/5/2016	CN	Safety	100012A	NORTHWEST REGION CURVE WARNING SIGNS (15-17)	9999(698)	\$200,000.00	100012A
Snohomish	8/5/2016	CN	Safety	100012A	NORTHWEST REGION CURVE WARNING SIGNS (15-17)	9999(698)	\$200,000.00	100012A
Kitsap	8/8/2016	PE	NHPP	300306B	SR 3 / N OF COKELET LN TO SR 303 - PAVING	0003(128)	(\$13,000.00)	300306B
Kitsap	8/8/2016	PE	NHPP	300394A	SR 3/Chico Creek - Remove Fish Barrier	0003(129)	\$40,320.00	300394A
Kitsap	8/8/2016	PE	NHPP	11-07 330706A	SR 307/DOG FISH CREEK - FISH BARRIER REMOVAL	0307(002)	(\$25,039.00)	330706A
King	8/9/2016	PE	NHPP	101800D	SR18 / SR 99 VICINITY TO AUBURN BLACK DIAMOND ROAD INTERCHANGE VICINITY - PAVING	0018(037)	(\$1.29)	101800D
King	8/9/2016	PE	NHPP	101802J	SR 18 / EB W VALLEY HWY S VIC TO C ST SW - PAVING	0018(041)	(\$1,257.88)	101802J
Kitsap	8/9/2016	RW	NHPP	330709A	SR 307/GAMBLE CREEK - REMOVE FISH BARRIER	0307(003)	(\$8,100.21)	330709A

Calendar Year 2016 Obligations to Federal Funds in WSDOT-Sponsored Projects

County	FHWA Authorized Date	Phase	Program	STIP Reference	Project Title	Federal Aid Number	Transaction Amount	Pin List
Kitsap	8/9/2016	PE	STP	330709A	SR 307/GAMBLE CREEK - REMOVE FISH BARRIER	0307(003)	(\$18,862.57)	330709A
Kitsap	8/9/2016	PE	NHPP	331003A	SR 310/SR 3 TO WESLON PL – PAVING	0310(003)	(\$33,361.77)	331003A
Snohomish	8/9/2016	PE	NHPP	109970N	SR 99/SR 525 INTERCHANGE VIC TO LINCOLN WAY VIC - PAVING	0099(134)	(\$97,945.00)	109970N, 152506B
Snohomish	8/9/2016	PE	NHPP	109970N	SR 99/SR 525 INTERCHANGE VIC TO LINCOLN WAY VIC - PAVING	0099(134)	(\$127,047.00)	109970N
Snohomish	8/9/2016	PE	NHPP	100551Y	I-5 SB 88TH ST OFF RAMP VICINITY TO SR 531 SB ON RAMP VICINITY - PAVING	0054(288)	\$111,068.00	100553Y
King	8/9/2016	RW	STP	120200D	SR 202/LITTLE BEAR CREEK - FISH BARRIER REMOVAL	0202(055)	(\$90,623.00)	120200D
King	8/11/2016	CN	STP	905204A	SR 160/VASHON TML - TIMBER TRESTLE REHABILITATION	2014(084)	\$530,152.00	905204A
Snohomish	8/12/2016	PE	Safety	100924C	SR 9/108th St NE - Intersection Improvements	0009(077)	\$438,704.00	100924C
King	8/12/2016	CN	NHPP	101812M	SR 18/GREEN RIVER (NEELEY) BRIDGE-PAINTING	0018(040)	(\$186,591.29)	, 101812M
King	8/19/2016	CN	NHPP	101812M	SR 18/GREEN RIVER (NEELEY) BRIDGE-PAINTING	0018(040)	(\$296.79)	, 101812M
King	8/19/2016	PE	NHPP	101812M	SR 18/GREEN RIVER (NEELEY) BRIDGE-PAINTING	0018(040)	(\$1,387.17)	101812M
Snohomish	8/25/2016	PE	STP	100912D	SR9 / SNOHOMISH RIVER BRIDGE - ENVIRONMENTAL DOCUMENTATION WORK	0009(062)	(\$1,258.90)	100912D
King	8/25/2016	CN	STP	100502N	I-5/SR 18 TO S 288TH ST - SEISMIC RETROFIT	0053(695)	(\$688,044.90)	100502N
King	8/26/2016	PE	NHPP	140541Q	I-405/SB COAL CREEK INTERCHANGE - ITS IMPROVEMENTS	4053(864)	(\$20,807.78)	140541Q
Snohomish	8/26/2016	CN	STP	152410D	SR524 / WB 21ST AVE W TO 196TH PL SW - PEDISTRIAN IMPROVEMENT	0524(014)	\$30,207.00	152410D
Snohomish	8/26/2016	CN	STP	152410D	SR524 / WB 21ST AVE W TO 196TH PL SW - PEDISTRIAN IMPROVEMENT	0524(014)	\$25,104.00	152410D
Snohomish	8/26/2016	CN	STP	152410D	SR524 / WB 21ST AVE W TO 196TH PL SW - PEDISTRIAN IMPROVEMENT	0524(014)	\$83,585.00	152410D
Snohomish	8/26/2016	CN	STP	152410D	SR524 / WB 21ST AVE W TO 196TH PL SW - PEDISTRIAN IMPROVEMENT	0524(014)	\$9,889.34	152410D
Kitsap	8/26/2016	CN	Safety	310440C	SR 104/E of Balmoral PI NE to Kingston Ferry	0104(058)	\$45,850.00	310440A
Snohomish	9/2/2016	CN	Coordinated Border Infrastructure	100512S	I-5 / UNION, STEAMBOAT, AND EB EY SLOUGH BRIDGES - SPECIAL BRIDGE REPAIR	0054(286)	\$550,000.00	100512S
King	9/2/2016	PE	Interstate Maintenance	509012S	I-90 / 468TH AVE SE TO W SUMMIT RD EB - REHAB CONCRETE	0901(490)	\$4,760.46	509016L
King	9/2/2016	PE	NHS	509012S	I-90 / 468TH AVE SE TO W SUMMIT RD EB - REHAB CONCRETE	0901(490)	\$9,481.03	509016L
King	9/2/2016	PE	Bridge	509012S	I-90 / 468TH AVE SE TO W SUMMIT RD EB - REHAB CONCRETE	0901(490)	\$2,807.55	509016L
King	9/2/2016	PE	Bridge	509012S	I-90 / 468TH AVE SE TO W SUMMIT RD EB - REHAB CONCRETE	0901(490)	\$1,024.90	509016L
King	9/2/2016	PE	NHPP	509012S	I-90 / 468TH AVE SE TO W SUMMIT RD EB - REHAB CONCRETE	0901(490)	\$45,577.06	509016L
King	9/2/2016	CN	STP	852021A,03A,04B	GARVEE - SR 520 BRIDGE REPLACEMENT AND HOV PROGRAM (BOND SALE 2)	0520(045)	\$9,579,700.76	852004B
King	9/2/2016	CN	STP	852021A,03A,04B	GARVEE - SR 520 BRIDGE REPLACEMENT AND HOV PROGRAM (BOND SALE 2)	0520(045)	\$7,365,581.31	852004B
King	9/2/2016	CN	NHPP	852021A,03A,04B	GARVEE - SR 520 BRIDGE REPLACEMENT AND HOV PROGRAM (BOND SALE 2)	0520(045)	\$622,651.00	852004B
King	9/2/2016	CN	STP	852021A,03A,04B	GARVEE - SR 520 BRIDGE REPLACEMENT AND HOV PROGRAM (BOND SALE 2)	0520(045)	\$19,440,741.93	852004B
King	9/6/2016	CN	NHPP	852003A, 04B, 21A	GARVEE - SR 520 BRIDGE REPLACEMENT AND HOV PROGRAM (BOND SALE 1)	0520(043)	\$76,890.26	852004B

Calendar Year 2016 Obligations to Federal Funds in WSDOT-Sponsored Projects

County	FHWA Authorized Date	Phase	Program	STIP Reference	Project Title	Federal Aid Number	Transaction Amount	Pin List
King	9/6/2016	CN	NHPP	852003A, 04B, 21A	GARVEE - SR 520 BRIDGE REPLACEMENT AND HOV PROGRAM (BOND SALE 1)	0520(043)	\$819,626.17	852004B
King	9/6/2016	CN	NHPP	852003A, 04B, 21A	GARVEE - SR 520 BRIDGE REPLACEMENT AND HOV PROGRAM (BOND SALE 1)	0520(043)	\$2,717,845.10	852004B
King	9/6/2016	CN	NHPP	852003A, 04B, 21A	GARVEE - SR 520 BRIDGE REPLACEMENT AND HOV PROGRAM (BOND SALE 1)	0520(043)	\$11,390,030.00	852004B
King	9/6/2016	CN	STP	852003A, 04B, 21A	GARVEE - SR 520 BRIDGE REPLACEMENT AND HOV PROGRAM (BOND SALE 1)	0520(043)	\$7,835,496.44	852004B
King	9/6/2016	CN	NHPP	852003A, 04B, 21A	GARVEE - SR 520 BRIDGE REPLACEMENT AND HOV PROGRAM (BOND SALE 1)	0520(043)	\$33,864,686.03	852004B
King	9/6/2016	CN	NHPP	852003A, 04B, 21A	GARVEE - SR 520 BRIDGE REPLACEMENT AND HOV PROGRAM (BOND SALE 1)	0520(043)	\$7,990,926.00	852004B
King	9/7/2016	PE	Interstate Maintenance	109071A	I-90/EB Winery Rd Bridge - Deck Overlay	0901(495)	\$77,939.00	109071A
King	9/7/2016	PE	Bridge	109071A	I-90/EB Winery Rd Bridge - Deck Overlay	0901(495)	\$9,407.00	109071A
King	9/7/2016	PE	Bridge	109071A	I-90/EB Winery Rd Bridge - Deck Overlay	0901(495)	\$3,446.00	109071A
King	9/7/2016	PE	Safety	100559C	NWR Cable Barrier Upgrade	9999(778)	\$328,353.00	101813P
Snohomish	9/7/2016	PE	Safety	100559C	NWR Cable Barrier Upgrade	9999(778)	\$167,607.00	100559C
King	9/8/2016	CN	NHPP	852003A, 04B, 21A	GARVEE - SR 520 BRIDGE REPLACEMENT AND HOV PROGRAM (BOND SALE 1)	0520(043)	(\$819,626.17)	852004B
King	9/8/2016	CN	NHPP	852003A, 04B, 21A	GARVEE - SR 520 BRIDGE REPLACEMENT AND HOV PROGRAM (BOND SALE 1)	0520(043)	(\$11,390,030.00)	852004B
King	9/8/2016	CN	NHPP	852003A, 04B, 21A	GARVEE - SR 520 BRIDGE REPLACEMENT AND HOV PROGRAM (BOND SALE 1)	0520(043)	(\$7,990,926.00)	852004B
King	9/8/2016	CN	STP	852003A, 04B, 21A	GARVEE - SR 520 BRIDGE REPLACEMENT AND HOV PROGRAM (BOND SALE 1)	0520(043)	\$20,200,582.17	852004B
Kitsap	9/8/2016	CN	STP	300015S	15-17 OR Region Wide I/S Implementation Program and Basic Safety-Signing	9999(776)	\$1,896.91	300015S
Kitsap	9/8/2016	CN	STP	300015S	15-17 OR Region Wide I/S Implementation Program and Basic Safety-Signing	9999(776)	\$1,091.88	300015S
Kitsap	9/8/2016	CN	STP	300015S	15-17 OR Region Wide I/S Implementation Program and Basic Safety-Signing	9999(776)	\$124,454.97	300015S
Kitsap	9/8/2016	CN	Safety	300015S	15-17 OR Region Wide I/S Implementation Program and Basic Safety-Signing	9999(776)	\$2,000.00	300015S
Kitsap	9/8/2016	CN	Safety	300015S	15-17 OR Region Wide I/S Implementation Program and Basic Safety-Signing	9999(776)	\$36,000.00	300015S
Kitsap	9/8/2016	CN	Safety	300015S	15-17 OR Region Wide I/S Implementation Program and Basic Safety-Signing	9999(776)	\$3,107.73	300015S
Kitsap	9/8/2016	CN	STP	300015S	15-17 OR Region Wide I/S Implementation Program and Basic Safety-Signing	9999(776)	\$3,145.13	300015S
Kitsap	9/8/2016	CN	NHPP	300015S	15-17 OR Region Wide I/S Implementation Program and Basic Safety-Signing	9999(776)	\$205,135.64	300015S
Kitsap	9/8/2016	CN	STP	300015S	15-17 OR Region Wide I/S Implementation Program and Basic Safety-Signing	9999(776)	\$2,942.61	300015S
Pierce	9/8/2016	CN	STP	300015S	15-17 OR Region Wide I/S Implementation Program and Basic Safety-Signing	9999(776)	\$1,896.91	300015S
Pierce	9/8/2016	CN	STP	300015S	15-17 OR Region Wide I/S Implementation Program and Basic Safety-Signing	9999(776)	\$1,091.88	300015S
Pierce	9/8/2016	CN	STP	300015S	15-17 OR Region Wide I/S Implementation Program and Basic Safety-Signing	9999(776)	\$124,454.97	300015S

Calendar Year 2016 Obligations to Federal Funds in WSDOT-Sponsored Projects

County	FHWA Authorized Date	Phase	Program	STIP Reference	Project Title	Federal Aid Number	Transaction Amount	Pin List
Pierce	9/8/2016	CN	Safety	300015S	15-17 OR Region Wide I/S Implementation Program and Basic Safety-Signing	9999(776)	\$2,000.00	300015S
Pierce	9/8/2016	CN	Safety	300015S	15-17 OR Region Wide I/S Implementation Program and Basic Safety-Signing	9999(776)	\$36,000.00	300015S
Pierce	9/8/2016	CN	Safety	300015S	15-17 OR Region Wide I/S Implementation Program and Basic Safety-Signing	9999(776)	\$3,107.73	300015S
Pierce	9/8/2016	CN	STP	300015S	15-17 OR Region Wide I/S Implementation Program and Basic Safety-Signing	9999(776)	\$3,145.13	300015S
Pierce	9/8/2016	CN	NHPP	300015S	15-17 OR Region Wide I/S Implementation Program and Basic Safety-Signing	9999(776)	\$44,243.64	300015S
Pierce	9/8/2016	CN	STP	300015S	15-17 OR Region Wide I/S Implementation Program and Basic Safety-Signing	9999(776)	\$2,942.61	300015S
Snohomish	9/16/2016	PE	STP	152601D	SR 526/SR 525 to Boeing Access Rd Vic - Paving & ADA Compliance	0526(012)	\$52,416.00	152601D
Snohomish	9/16/2016	CN	STP	153175A	SR 531/EDGEComb CREEK - FISH PASSAGE	0531(010)	\$13,434.00	153175A
King	9/16/2016	RW	NHPP	109058B	I-90 / ISSAQUAH CREEK - FISH PASSAGE	0901(485)	\$85,848.00	109058B
King	9/16/2016	PE	STP	140504E	I-405/SB SR 900 to Coal Creek Pkwy SE - Paving Outside Lane	4053(865)	\$113,270.00	140504E
Snohomish	9/22/2016	PE	STP	100201P	US 2 WB/I-5 Interchange to SR 204 Interchange - Paving	0002(853)	\$232,320.00	100201P
King	9/22/2016	PE	STP	116927C	SR 169/140TH AVE SE TO CEDAR RIVER PARK VIC - PAVING & ADA COMPLIANCE	0169(027)	\$86,400.00	116927C
Pierce	9/22/2016	CN	STP	351207Q	SR 512 / SR 7 TO I-5 - CONGESTION MANAGEMENT	0512(017)	\$3,800.00	351207Q
Kitsap	9/22/2016	CN	Safety	300091D	15-17 OLYMPIC REGION SHOULDER RUMBLE STRIPS - INSTALL RUMBLE STRIPS	9999(735)	\$30,747.75	300090D
Kitsap	9/22/2016	CN	Safety	300091D	15-17 OLYMPIC REGION SHOULDER RUMBLE STRIPS - INSTALL RUMBLE STRIPS	9999(735)	\$78,711.06	300090D
Pierce	9/22/2016	CN	Safety	300091D	15-17 OLYMPIC REGION SHOULDER RUMBLE STRIPS - INSTALL RUMBLE STRIPS	9999(735)	\$30,747.75	300090D
Pierce	9/22/2016	CN	Safety	300091D	15-17 OLYMPIC REGION SHOULDER RUMBLE STRIPS - INSTALL RUMBLE STRIPS	9999(735)	\$78,711.06	300090D
King	9/23/2016	CN	NHPP	141005B	NORTHWEST REGION BASIC SAFETY-SIGNING (15-17)	0410(066)	\$2,007,958.00	141005B
King	9/26/2016	PE	STP	509013H	I-90/468th Ave SE to W Summit Rd WB - Rehab Concrete	0901(496)	\$1,059,143.00	509013H
King	9/26/2016	CN	STP	200200V	SR2 / STEVENS PASS WEST - UNSTABLE SLOPES	0002(282)	\$7,000.00	200200V
Snohomish	9/26/2016	CN	STP	152710C	SR 527 / I-405 INTERCHANGE TO SR 524 VICINITY - PAVING	0051(293)	\$10,000.00	152710C
King	9/26/2016	PE	STP	109945B	SR 99/N 60TH ST TO N 145TH ST - PAVING	0099(135)	\$478,357.00	109945A, 109948A
King	10/12/2016	CN	L88E	WDTOLL-2	SR 167/EXPRESS TOLL LANES CONTINUOUS ACCESS, BEFORE AND AFTER STUDY	0167(049)	(\$0.20)	816701E
King	10/12/2016	PE	L88E	WDTOLL-2	SR 167/EXPRESS TOLL LANES CONTINUOUS ACCESS, BEFORE AND AFTER STUDY	0167(049)	(\$65,290.65)	816701E
King	10/12/2016	PE	L24E	120205B	SR 202/NE 124TH ST VIC TO NE AMES LAKE RD - PAVING	0202(056)	(\$1.00)	120205C
King	10/12/2016	PE	M240	120205B	SR 202/NE 124TH ST VIC TO NE AMES LAKE RD - PAVING	0202(056)	(\$46,660.00)	120205C, 120306D
King	10/12/2016	PE	M240	120306D	SR 203 / SR 202 TO TOLT RIVER BRIDGE - PAVING	0203(021)	(\$1,777.03)	120306D
Kitsap	10/12/2016	PE	M002	300306B	SR 3 / N OF COKELET LN TO SR 303 - PAVING	0003(128)	(\$20,595.95)	300306B
Kitsap	10/12/2016	PE	M0E1	300306B	SR 3 / N OF COKELET LN TO SR 303 - PAVING	0003(128)	(\$4,588.40)	300306B, 301654A
Kitsap	10/12/2016	CN	M0E1	330314D	SR 303/S OF WM E SUTTON RD TO SILVERDALE WAY - PAVING	0303(013)	(\$1,958.43)	330314D

Calendar Year 2016 Obligations to Federal Funds in WSDOT-Sponsored Projects

County	FHWA Authorized Date	Phase	Program	STIP Reference	Project Title	Federal Aid Number	Transaction Amount	Pin List
Kitsap	10/12/2016	PE	M0E1	330314D	SR 303/S OF WM E SUTTON RD TO SILVERDALE WAY - PAVING	0303(013)	(\$10,000.83)	330314D
Pierce	10/12/2016	PE	M0E1	300306B	SR 3 / N OF COKELET LN TO SR 303 - PAVING	0003(128)	(\$9,176.80)	300306B, 301654A
Snohomish	10/12/2016	PE	M24E	152506B	SR 525/148TH ST SW VIC TO 132ND ST SW - PAVING & ADA COMPLIANCE	0525(038)	(\$8,885.91)	152506B
Snohomish	10/12/2016	PE	Z240	152506B	SR 525/148TH ST SW VIC TO 132ND ST SW - PAVING & ADA COMPLIANCE	0525(038)	(\$66,115.00)	152506B
King	10/12/2016	PE	M0E1	109058B	I-90 / ISSAQUAH CREEK - FISH PASSAGE	0901(485)	\$73,429.00	109058B
King	10/13/2016	CN	M240	150922C	SR 509/SB S 160TH ST VIC TO S 112TH ST VIC - PAVING	0509(027)	(\$94,994.72)	150922C
King	10/13/2016	PE	M240	150922C	SR 509/SB S 160TH ST VIC TO S 112TH ST VIC - PAVING	0509(027)	(\$614.49)	150922C
Pierce	10/13/2016	CN	M240	350736A	SR 507/OLD HWY 99 TO E OF WATER ST - PAVING	0507(030)	(\$7,330.81)	350736A
Pierce	10/13/2016	PE	M240	350736A	SR 507/OLD HWY 99 TO E OF WATER ST - PAVING	0507(030)	(\$250.09)	350736A
King	10/17/2016	RW	M0E2	109945B	SR 99/N 60TH ST TO N 145TH ST - PAVING	0099(135)	\$331,495.00	109948B
King	10/17/2016	CN	M240	116406E	SR 164/SE 408TH ST TO 196TH AVE SE VICINITY - PAVEMENT REPAIR & ADA	0164(017)	\$39,559.00	116406G
King	10/17/2016	CN	Z240	116406E	SR 164/SE 408TH ST TO 196TH AVE SE VICINITY - PAVEMENT REPAIR & ADA	0164(017)	\$1,652,141.00	116406E
King	10/18/2016	CN	MS30	100015A	NORTHWEST REGION BASIC SAFETY - SIGNING (15-17)	0001(114)	(\$30,000.00)	100015A
Snohomish	10/18/2016	CN	MS30	100015A	NORTHWEST REGION BASIC SAFETY - SIGNING (15-17)	0001(114)	(\$30,000.00)	100015A
King	10/18/2016	PE	M0E1	100256A	US 2 / EAGLE FALLS VIC TO TYE CREEK - BST	0002(846)	(\$9,600.50)	100256A
Snohomish	10/18/2016	PE	M0E1	100256A	US 2 / EAGLE FALLS VIC TO TYE CREEK - BST	0002(846)	(\$41,892.50)	100251C
King	10/18/2016	PE	MS3E	100512T	I-5/ NB MARTIN LUTHER KING JR WY TO NE RAVENNA BR - PAVEMENT REPAIR AND MORE	0053(974)	(\$30,000.00)	100512T
King	10/18/2016	CN	M240	141015A	SR 410/SCATTER CREEK BRIDGE - SEISMIC	0410(055)	(\$25,222.10)	141015A
King	10/18/2016	PE	M0E1	509012S	I-90 / 468TH AVE SE TO W SUMMIT RD EB - REHAB CONCRETE	0901(490)	(\$192,000.00)	509012S
Kitsap	10/18/2016	PE	MS3E	300098H	OLYMPIC REGION - INTERSECTION SAFETY IMPLEMENTATION PROGRAM 15-17	9999(728)	(\$4,408.94)	300098H
Kitsap	10/19/2016	PE	L050	330528A	SR 305/SUQUAMISH WAY INTERSECTION IMPROVEMENTS	0305(018)	(\$947.85)	330528A
King	10/20/2016	CN	M240	120305A	SR 203/COE-CLEMONS CREEK - CED	0203(018)	(\$17,052.00)	120305A
Snohomish	10/20/2016	CN	M40E	152410D	SR524 / WB 21ST AVE W TO 196TH PL SW - PEDISTRIAN IMPROVEMENT	0524(014)	\$11,542.00	152410D
King	10/24/2016	PE	L01E	109071A	I-90/EB Winery Rd Bridge - Deck Overlay	0901(495)	(\$77,939.00)	109071A
King	10/24/2016	PE	L1C0	109071A	I-90/EB Winery Rd Bridge - Deck Overlay	0901(495)	(\$9,407.00)	109071A
King	10/24/2016	PE	L1CE	109071A	I-90/EB Winery Rd Bridge - Deck Overlay	0901(495)	(\$3,446.00)	109071A
Kitsap	10/24/2016	CN	Z001	310439A	SR 104 / HOOD CANAL BRIDGE - SPECIAL REPAIR	0104(053)	\$746,094.50	310439A
Snohomish	10/26/2016	CN	L1GE	100512S	I-5 / UNION, STEAMBOAT, AND EB EY SLOUGH BRIDGES - SPECIAL BRIDGE REPAIR	0054(286)	\$183,084.00	100512S
King	10/27/2016	CN	L01E	140540M, 151807A	SR 518/42ND AVE S VIC TO I-5 I/C AND I-405/NB SE 8TH TO SR 520 - CONCRETE PAVEMENT REHABILITATION	9999(460)	(\$12,839.75)	140540M
King	10/27/2016	CN	L050	140540M, 151807A	SR 518/42ND AVE S VIC TO I-5 I/C AND I-405/NB SE 8TH TO SR 520 - CONCRETE PAVEMENT REHABILITATION	9999(460)	(\$4,528.17)	151807A
King	10/27/2016	CN	L05R	140540M, 151807A	SR 518/42ND AVE S VIC TO I-5 I/C AND I-405/NB SE 8TH TO SR 520 - CONCRETE PAVEMENT REHABILITATION	9999(460)	(\$38,942.77)	151807A
Snohomish	10/27/2016	CN	MS30	100539B	REGIONWIDE SAFETY - HIGH FRICTIONAL SURFACE (15-17)	9999(720)	(\$113,402.00)	100539B
King	10/27/2016	PE	L01E	109060F	I-90 / EB E Sunset Way I/C Vic to Region Boundary - Pavement Repair	0901(492)	\$77,939.00	109071A

Calendar Year 2016 Obligations to Federal Funds in WSDOT-Sponsored Projects

County	FHWA Authorized Date	Phase	Program	STIP Reference	Project Title	Federal Aid Number	Transaction Amount	Pin List
King	10/27/2016	PE	L1C0	109060F	I-90 / EB E Sunset Way I/C Vic to Region Boundary - Pavement Repair	0901(492)	\$9,407.00	109071A
King	10/27/2016	PE	L1CE	109060F	I-90 / EB E Sunset Way I/C Vic to Region Boundary - Pavement Repair	0901(492)	\$3,446.00	109071A
Kitsap	10/27/2016	PE	M0E1	330326A	SR 303 / SR 304 TO WM E SUTTON RD NE - PAVING	0303(015)	(\$98,000.00)	330326A
Snohomish	10/27/2016	PE	M240	153206C	SR 532/CHURCH CREEK - FISH PASSAGE	0532(014)	(\$13,591.00)	153206C
Snohomish	10/31/2016	PE	M040	153175A	SR 531/EDGECOMB CREEK - FISH PASSAGE	0531(010)	(\$7,041.00)	153175A
Snohomish	11/2/2016	PE	Z001	100558C	I-5/Stillaguamish River Br to Hill Ditch Br- Concrete Pavm't Rehab & ADA	0054(290)	\$578,211.50	100558C
King	11/4/2016	CN	M0E1	118108B	SR 181/S 180TH ST TO SOUTHCENTER BLVD - PAVING	0181(017)	(\$37,469.58)	118108B, 118108C
King	11/4/2016	PE	M240	118108B	SR 181/S 180TH ST TO SOUTHCENTER BLVD - PAVING	0181(017)	(\$40,021.17)	118108B
Snohomish	11/4/2016	PE	M240	109971A	SR 99/AIRPORT RD I/S - TRANSIT QUEUE BYPASS & SAFETY IMPROVEMENTS	0099(125)	(\$1,037.04)	109971A
Snohomish	11/4/2016	CN	MS30	109971A	SR 99/AIRPORT RD I/S - TRANSIT QUEUE BYPASS & SAFETY IMPROVEMENTS	0099(125)	(\$28,727.53)	109971A
King	11/4/2016	PE	M240	116406E	SR 164/SE 408TH ST TO 196TH AVE SE VICINITY - PAVEMENT REPAIR & ADA	0164(017)	\$20,542.74	116406E
Kitsap	11/4/2016	PE	MS30	300367B	SR 3/Kitsap Way to SR 305 - Install Cable Barrier	0003(130)	\$125,125.00	300367B
Pierce	11/9/2016	PE	M0E1	370507A	I-705/N of Pacific Ave to Schuster Parkway - Paving	7053(805)	(\$104,219.50)	370507A
King	11/9/2016	CN	MS3E	100015C	NORTHWEST REGION INTERSECTION SAFETY IMPLEMENTATION (15-17)	9999(700)	(\$59,057.20)	100015C
Snohomish	11/9/2016	CN	MS3E	100015C	NORTHWEST REGION INTERSECTION SAFETY IMPLEMENTATION (15-17)	9999(700)	(\$59,057.20)	100015C
King	11/9/2016	PE	M24E	116401B	SR 164 / SR 18 TO 17TH ST SE - PAVING AND ADA COMPLIANCE	9999(744)	\$103,969.00	116401B
King	11/17/2016	PE	M240	109000T	I-90 COMPREHENSIVE TOLLING STUDY	0901(480)	(\$4,607,874.57)	100067T
Pierce	11/17/2016	CN	M0E1	301698L	SR 16 / UNION AVE TO JACKSON AVE - ADA RAMPS	0016(030)	\$243,916.00	301698L
King	11/22/2016	PE	MS3E	100559C	NWR Cable Barrier Upgrade	9999(778)	(\$119,232.00)	101813P
Snohomish	11/22/2016	PE	MS3E	100559C	NWR Cable Barrier Upgrade	9999(778)	(\$60,840.00)	100559C
Snohomish	11/22/2016	CN	Z240	153206C	SR 532/CHURCH CREEK - FISH PASSAGE	0532(014)	\$5,194,672.00	153206C
Kitsap	11/23/2016	PE	M240	330401B	SR 304/E of Jct to SR 310 to SR 303 - Paving	0304(016)	\$101,582.00	330401C
Kitsap	11/23/2016	PE	Z001	330401B	SR 304/E of Jct to SR 310 to SR 303 - Paving	0304(016)	\$127,908.00	330401B
Kitsap	11/23/2016	PE	M240	330701B	SR 307/SR 305 to SR 104 - Paving and ADA Compliance	0307(004)	\$9,384.00	330701C
Kitsap	11/23/2016	PE	Z001	330701B	SR 307/SR 305 to SR 104 - Paving and ADA Compliance	0307(004)	\$299,595.00	330701B
King	11/25/2016	PE	LS3E	190012B	SR 900/S 133RD ST - INTERSECTION IMPROVEMENTS	0900(029)	(\$70,150.54)	190012B
King	11/25/2016	PE	MS3E	190012B	SR 900/S 133RD ST - INTERSECTION IMPROVEMENTS	0900(029)	(\$93,951.46)	190012B
King	11/29/2016	PE	M24E	110414A	SR 104/LYON CREEK - FISH PASSAGE	0104(051)	\$309,301.00	110414A
King	12/5/2016	CN	MS30	100512T	I-5/ NB MARTIN LUTHER KING JR WY TO NE RAVENNA BR - PAVEMENT REPAIR AND MORE	0053(974)	\$300,000.00	100512T
King	12/5/2016	CN	MS3E	100512T	I-5/ NB MARTIN LUTHER KING JR WY TO NE RAVENNA BR - PAVEMENT REPAIR AND MORE	0053(974)	\$227,056.00	100512T
King	12/5/2016	CN	Z001	100512T	I-5/ NB MARTIN LUTHER KING JR WY TO NE RAVENNA BR - PAVEMENT REPAIR AND MORE	0053(974)	\$11,840,052.00	100515C
King	12/8/2016	PE	M002	151804B	SR 518/WB 24TH AVE S VIC TO I-5 I/C VIC - PAVING	0518(015)	(\$9,628.62)	151804B
King	12/8/2016	CN	M0E1	151804B	SR 518/WB 24TH AVE S VIC TO I-5 I/C VIC - PAVING	0518(015)	(\$76,952.40)	151804B
King	12/8/2016	CN	Z001	509016P	I-90 / North Bend to Easton - ITS Preservation	0901(493)	\$110,654.00	509016P

Calendar Year 2016 Obligations to Federal Funds in WSDOT-Sponsored Projects

County	FHWA Authorized Date	Phase	Program	STIP Reference	Project Title	Federal Aid Number	Transaction Amount	Pin List
Kitsap	12/19/2016	PE	M0E1	11-07 330706A	SR 307/DOGFISH CREEK - FISH BARRIER REMOVAL	0307(002)	(\$9,074.10)	330706A
Kitsap	12/19/2016	RW	M240	11-07 330706A	SR 307/DOGFISH CREEK - FISH BARRIER REMOVAL	0307(002)	(\$828.45)	330706A
Pierce	12/19/2016	CN	Z240	316725A	SR167/PUYALLUP RIVER BRIDGE - BRIDGE REPLACEMENT	0167(047)	(\$118,638.00)	316725A
Pierce	12/19/2016	CN	Z240	341014D	SR 410/SR 167 TO 181ST ST – PAVING	0410(065)	\$31,991.00	341014D
King	12/19/2016	CN	M240	190010D	SR 900 / TUKWILA NCL TO SR 167 WYE - CONCRETE PAVEMENT REHABILITATION	0900(026)	\$167,971.00	190010D
Kitsap	12/19/2016	CN	Z001	300306B, et al.	SR 3 and SR 310/N of Cokelet Ln to SR 303 and SR 310 to Weslon - Paving	9999(762)	(\$96,511.50)	300306B
King	12/19/2016	PE	Z001	109024M	I-90/Floating Bridges - Replace Anchor Cables	0901(497)	\$181,315.00	109024M
Snohomish	12/20/2016	RW	M240	109601B	SR 96/I-5 INTERCHANGE VIC TO SR 9 VIC - PAVING & ADA COMPLIANCE	0096(005)	\$70,246.00	109601C
Kitsap	12/21/2016	PE	Z001	301654B	SR 16/W of SE Burley Olalla Rd to Jct SR 3 - Paving	0016(033)	\$291,230.00	301654B
Kitsap	12/21/2016	CN	Z001	310439A	SR 104 / HOOD CANAL BRIDGE - SPECIAL REPAIR	0104(053)	\$1,521,805.00	310439A
Kitsap	12/27/2016	PE	Z001	300305C	SR 3/N of SR 308 On-Ramp to Thomson Rd NW Vicinity - Paving	0003(131)	\$283,722.00	300305C
Snohomish	12/28/2016	CN	Z001	152500S	SR 525/SB ALDERWOOD MALL PKWY - INTERSECTION IMPROVEMENTS	0525(039)	\$731,785.00	152500S
King	12/28/2016	PE	Z001	109058B	I-90 / ISSAQUAH CREEK - FISH PASSAGE	0901(485)	\$85,500.00	109058B

Calendar Year 2016 Closures of Projects With Federal Highway Funds *

Agency	Prefix	Federal Aid Number	Project Name	STIP ID	Bein Terminus	End Terminus	Length	Fund Program Name	Phase	Closed Amount	Closed
University Place	CM,STPUL	2947(011)	Bridgeport Way Improvements (Ph 3A and 3B)	UVP-16	Cirque Dr	59th Ave	3.5	CMAQ	CN	\$350,509.71	12/27/2016
University Place	CM,STPUL	2947(011)	Bridgeport Way Improvements (Ph 3A and 3B)	UVP-16	Cirque Dr	59th Ave	3.5	STP Regional	CN	\$3,521,700.00	12/27/2016
University Place	CM,STPUL	2947(011)	Bridgeport Way Improvements (Ph 3A and 3B)	UVP-16	Cirque Dr	59th Ave	3.5	CMAQ	PE	\$483,234.00	12/27/2016
University Place	CM,STPUL	2947(011)	Bridgeport Way Improvements (Ph 3A and 3B)	UVP-16	Cirque Dr	59th Ave	3.5	STP Regional	PE	\$396,202.00	12/27/2016
University Place	CM,STPUL	2947(011)	Bridgeport Way Improvements (Ph 3A and 3B)	UVP-16	Cirque Dr	59th Ave	3.5	CMAQ	RW	\$689,553.29	12/27/2016

* PSRC does not have sufficient closure information to report on Federal Transit Administration funds.



**Skagit
Council of
Governments**

Annual Listing of Federal Obligations

Calendar Year 2016

2016 ANNUAL LISTING OF FEDERAL OBLIGATIONS



TABLE OF CONTENTS

Introduction.....	1
Requirements	1
Assessment of Transportation Project Implementation.....	1
Regional Transportation Programming	1
Regional Transportation Plan.....	2
Regional Transportation Improvement Program.....	2
Annual Listing of Federal Obligations	2
Summary of Federally Funded Projects.....	5
Project Delivery	6
De-obligated Federal Funds	6

The Skagit Council of Governments (SCOG) is the federally-designated metropolitan planning organization and the state-designated regional transportation planning organization for the Skagit region.

Contact Information:
204 W. Montgomery
Mount Vernon, WA 98273
(360) 416-6678
www.scog.net

INTRODUCTION

The 2016 Annual Listing of Federal Obligations for the Skagit Council of Governments (SCOG) details the federal transportation funds that were obligated in calendar year 2016 in the Skagit region. This document is developed in partnership with Skagit Transit and the Washington State Department of Transportation (WSDOT) and demonstrates the coordination between SCOG member agencies to implement regional transportation priorities.

REQUIREMENTS

Federal regulations ([23 CFR 450.332](#)) require SCOG, in cooperation with Skagit Transit and WSDOT, to develop and publish a listing of projects within the Skagit region for which federal transportation funds were obligated during the preceding program year. The Annual Listing of Federal Obligations must be published and made available no later than 90 days after the program year concludes. In Washington State, the program year generally follows the calendar year, which means the Annual Listing of Federal Obligations must be published by the end of March each year.



FIGURE 1: SKAGIT TRANSIT OBLIGATED NEARLY \$10,000 IN TRANSPORTATION ALTERNATIVES PROGRAM FUNDING FOR THE MARCH POINT BIKE SHELTER IN 2016. PHOTO CREDIT: SKAGIT TRANSIT.

Obligation

Obligation is defined as the federal government's legal commitment to pay the federal share of a project's cost. For Federal Transit Administration (FTA) projects, obligation occurs when the FTA grant is awarded. For Federal Highway Administration (FHWA) projects, obligation occurs when a project agreement is executed and the State/grantee requests that the funds be obligated.

The listing of obligated projects must include sufficient descriptive detail (type of work, project termini, total length, etc.) to identify the project or phase. In addition to the amount of funding obligated, the listing must include the amount of federal funding that was requested in the Statewide Transportation Improvement Program and the remaining amount of federal funding available for future program years.

The Annual Listing of Federal Obligations must be made available to the public in accordance with SCOG's public participation criteria for the Regional Transportation Improvement Program. As such, the Annual Listing of Federal Obligations will be made available on SCOG's website by the end of March each year.

ASSESSMENT OF TRANSPORTATION PROJECT IMPLEMENTATION

Another purpose of the Annual Listing of Federal Obligations is to evaluate the Skagit region's effectiveness at implementing regional transportation projects. By tracking the funds obligated during the previous program year, SCOG can assess its successfulness at delivering projects in their planned timeframes.

REGIONAL TRANSPORTATION PROGRAMMING

SCOG facilitates a continuous, cooperative, and comprehensive multimodal transportation planning process through its regional transportation planning efforts. Regional transportation priorities are developed through the development of the long-range regional transportation plan. Shorter-range regional transportation priorities are programmed for implementation through the six-year Regional Transportation Improvement Program.

REGIONAL TRANSPORTATION PLAN

SCOG has developed a multimodal long-range transportation plan that is the strategic framework for meeting the Skagit region's existing and future transportation needs. Serving as a link between local agency transportation plans and the Washington State Transportation Plan, the [Skagit 2040 Regional Transportation Plan](#) has been developed to be consistent with federal and state requirements.

The regional transportation plan identifies long-range transportation priorities, including maintaining and preserving the existing transportation system as well as enhancing the transportation network through regionally significant capacity expansion projects. The transportation projects identified in the regional transportation plan are primarily developed through the local comprehensive planning processes of cities, towns, Indian tribes, and Skagit County. As projects in the long-range plan draw closer to implementation, they are often identified in SCOG's short-range implementation plan, the Regional Transportation Improvement Program.

REGIONAL TRANSPORTATION IMPROVEMENT PROGRAM

The SCOG [Regional Transportation Improvement Program](#) includes projects that have secured federal transportation funding and/or are regionally significant and are expected to be obligated within the next six years.

Projects with federal funding programmed in the first year of the Regional Transportation Improvement Program are expected to obligate secured federal transportation funds during the current program year and should be included in the updated Annual Listing of Federal Obligations within 90 calendar days from the end of the program year. Occasionally project obligations do not occur in the year in which they were programmed. Projects that had committed to obligating funds in the current program year but fail to do so may be subject to sanctions from the granting agency. Also, projects programmed in years two through four of the Regional Transportation Improvement Program are occasionally obligated in the current program year.

Projects that SCOG approves to be included in years one through four of the Regional Transportation Improvement Program are forwarded to WSDOT for inclusion in the Statewide Transportation Improvement Program. In order for a project to obligate federal funding, it must be

included in both the Regional Transportation Improvement Program and the [Statewide Transportation Improvement Program](#).

ANNUAL LISTING OF FEDERAL OBLIGATIONS

The annual listing of federal obligations starting on page 3 includes all projects that obligated federal funds within the Skagit region in 2016. The listing also includes the total amount of federal funding that was programmed for the project in the Statewide Transportation Improvement Program (between 2016 and 2019) and the remaining amount available for future phases of the project. The listing on page 7 details the de-obligations that occurred in 2016.




FIGURE 2: WORK BEING DONE ON THE I-5 NB HILL DITCH BRIDGE TO JOE LEARY SLOUGH PAVING PROJECT. PHOTO CREDIT: WSDOT.

TABLE 1: ANNUAL LISTING OF FEDERAL OBLIGATIONS

Agency	Project	STIP ID	Federal Project #	Type of Work	Termini	Length (in miles)	Obligation Date	TIP Federal Request Amount	Obligated	Federal Funding Remaining	Phase	Fund Type
Anacortes	32nd Street and D Avenue Intersection Improvements	ANAC T-708	9929(002)	Capacity Expansion	32nd Street & D Avenue	0.00	2/19/2016	\$64,875	\$63,065	\$1,810	PE	STP (US)
Anacortes	March Point Road Shoulder Widening	WA-07097	6201(001)	Non-Motorized	Tommy Thompson Trail to 1,250 feet south of trail	0.24	8/19/2016	\$160,600	\$160,600	\$0	CN	STP (US)
Anacortes	Ship Harbor Blvd and SR 20 Spur Intersection	ANAC T-140	0020(190)	Capacity Expansion	Allen Court to Channel View Lane	0.38	3/14/2016	\$932,470	\$110,720	\$821,750	PE	STP (US)
Mount Vernon	Hoag Road - Sidewalk and Bike Lane Gap Project	WA-06515	7296(001)	Non-Motorized	Urban Avenue to 560 feet east of Urban Avenue	0.11	6/1/2016, 9/7/2016	\$205,000	\$205,000	\$0	RW, CN	TAP (US)
Sedro-Woolley	Jameson Arterial Extension to SR9	SW01	7386(001)	Capacity Expansion	SR9 MP 55.45 to Batey Road	0.32	3/4/2016, 12/9/2016	\$656,750	\$656,750	\$0	PE, CN	STP (US)
Sedro-Woolley	SR20/Cascade Trail West Extension - Phase 1A Trail Road to SR9 South	SW31A	0020(181)	Non-Motorized	MP 64.51 to MP 64.81	0.30	7/28/2016	\$269,880	\$269,880	\$0	PE, CN	STP (US)
Sedro-Woolley	SR20/Cascade Trail West Extension - Phase 1B Hodgkin Road to Trail Road	SW31A2	0020(183)	Non-Motorized	SR20 MP 64.21 to SR20 MP 64.51	0.30	7/28/2016	\$227,495	\$227,495	\$0	PE, CN	TAP (US)
Skagit County	Burlington Northern Overpass	WA-03594	M291(006)	Maintenance/Preservation	MP 1.87 to MP 2.095	0.23	10/20/2016	\$10,483,453	\$10,483,453	\$0	CN	BR
Skagit County	Cook Road Signal Advance Warning	WA-07295	M290(005)	Safety	MP 1.86 to MP 2.1	0.24	8/26/2016	\$54,400	\$54,400	\$0	CN	HSIP
Skagit County	Dodge Valley Road Barrier Protection	WA-07296	000S(422)	Safety	MP 0.79 to MP 2.76	1.97	5/3/2016	\$400,000	\$400,000	\$0	PE, CN	HSIP
Skagit County	Lower Finney Creek Bridge Repairs	WA-07233	W290(001)	Maintenance/Preservation	MP 20.4 to MP 20.5	0.10	8/19/2016	\$304,000	\$17,778	\$286,222	PE	BR
Skagit County	Old Highway 99 North Illumination Project	WA-07297	M291(009)	Safety	MP 6.19 to MP 6.63	0.44	3/22/2016, 12/21/2016	\$166,000	\$74,693	\$91,307	PE, CN	HSIP
Skagit Transit	2016 Operating Funds	WA-07305	WA-2016-006	Transit/Ferry	N/A	0.00	8/1/2016	\$7,767,963	\$1,669,493	\$6,098,470	ALL	5307
Skagit Transit	Bus Stop Seating	WA-08082	FT16(006)	Transit/Ferry	N/A	0.00	2/23/2016	\$7,638	\$7,638	\$0	ALL	TAP (US)
Skagit Transit	March Point Park and Ride Bike Shelter	WA-08081	FT16(005)	Transit/Ferry	N/A	0.00	2/23/2016, 9/9/2016	\$27,000	\$9,779	\$17,221	ALL	TAP (US)

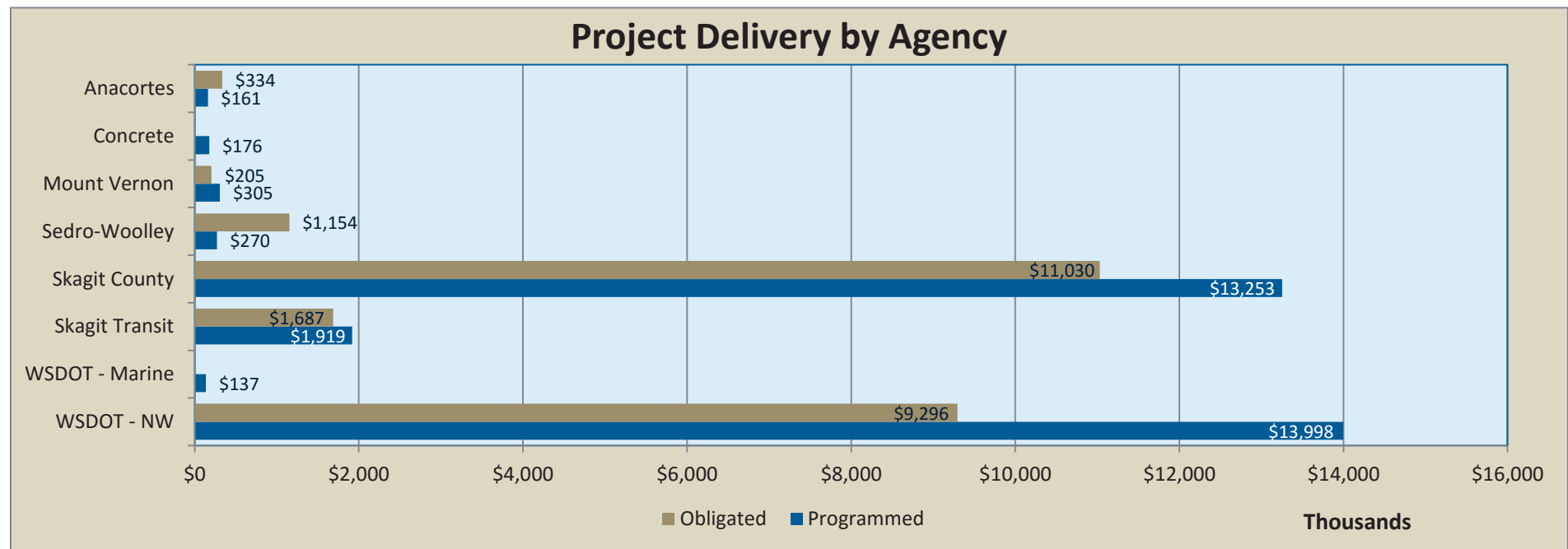
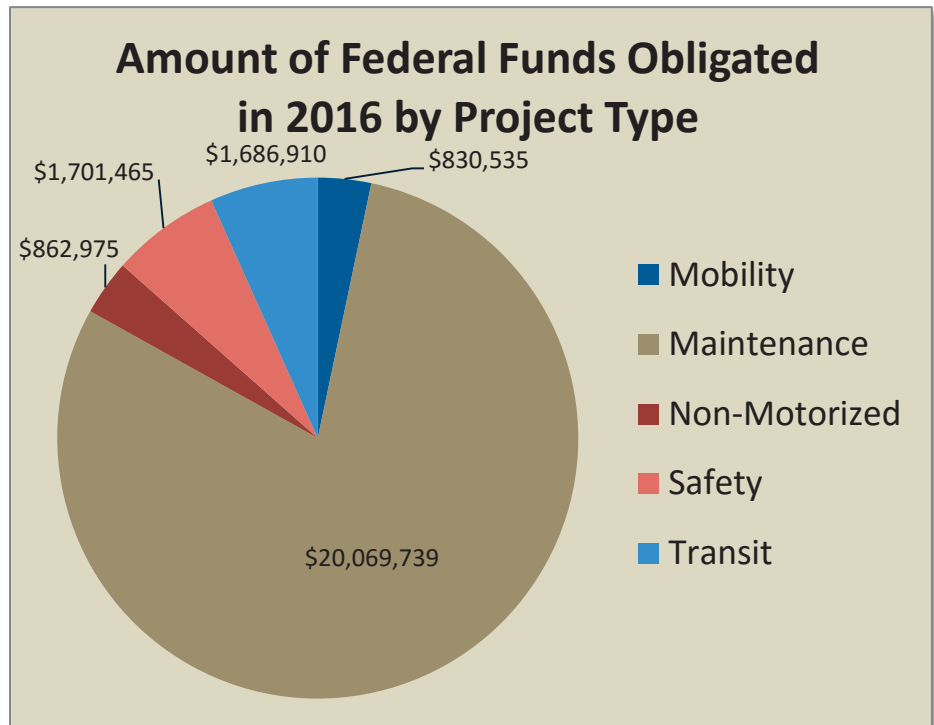
Agency	Project	STIP ID	Federal Project #	Type of Work	Termini	Length (in miles)	Obligation Date	TIP Federal Request Amount	Obligated	Federal Funding Remaining	Phase	Fund Type
WSDOT - Northwest Region	Asphalt/Chip Seal Preservation Skagit Council of Governments SCOG	WA-08601	NA	Maintenance/Preservation	N/A	0.00	2/16/2016, 2/22/2016, 3/29/2016, 4/27/2016, 5/26/2016, 12/19/2016	\$50,796,890	\$9,147,137	\$41,649,753	PE, CN	NHPP
WSDOT - Northwest Region	Concrete Roadway Preservation Skagit Council of Governments SCOG	WA-08602	NA	Maintenance/Preservation	N/A	0.00	11/2/2016	\$11,822,690	\$421,376	\$11,401,314	PE	NHPP
WSDOT - Northwest Region	I-5/SR 11 to Samish River Vic - Cable Barrier Upgrade	WA-09050	9999(778)	Safety	MP 230.90 to MP 234 .61	3.71	9/7/2016	\$1,042,558	\$446,951	\$595,607	PE	HSIP
WSDOT - Northwest Region	Northwest Region Intersection Safety Implementation (15-17)	WA-07669	9999(700)	Safety	N/A	0.00	4/7/2016, 5/25/2016, 11/9/2016	\$107,322	\$12,477	\$94,845	PE, CN	HSIP
WSDOT - Northwest Region	SR 20/Collins Road Vic to SR 9 - ADA Compliance	WA-08158	0020(189)	Safety	MP 63.02 to MP 64.79	1.77	2/8/2016	\$472,480	\$143,913	\$328,567	PE	STP(S)
WSDOT - Northwest Region	SR 536/Front Street to I-5 - ADA Compliance	WA-09158	0536(008)	Safety	MP 4.86 MP 5.35	0.49	9/22/2016	\$304,904	\$155,520	\$149,384	PE	STP(S)
WSDOT - Northwest Region	SR 536/Montgomery St - Railroad Crossing Improvements	WA-07504	0536(007)	Safety	MP 4.97 to MP 5.12	0.15	4/13/2016	\$235,200	\$192,043	\$43,157	PE	HSIP
WSDOT - Northwest Region	SR 536/SR 20 Vic to Mount Vernon - Rumblestrip Installation	WA-07338	0009(075)	Safety	MP 0.26 to MP 4.13	3.87	2/29/2016, 11/3/2016	\$135,684	\$113,756	\$21,928	PE, CN	HSIP
WSDOT - Northwest Region	SR 9/SR 20 to Park Cottage Pl - ADA Compliance	WA-08996	0020(191)	Safety	MP 57.17 to MP 58.00	0.83	9/15/2016	\$490,525	\$107,711	\$382,814	PE	STP(S)
Total								\$25,151,629				

SUMMARY OF FEDERALLY FUNDED PROJECTS

Over three-quarters of the federal funds obligated in the Skagit region in 2016 were utilized for maintenance and/or preservation projects. The majority of these obligations were from Skagit County's BNSF bridge replacement project and various WSDOT paving projects.

It is important to note that the Annual Listing of Federal Obligations does not give a full accounting of *all* funds used for transportation purposes in the Skagit region. State and local agency funds are not included in the Annual Listing of Federal Obligations. For example, the Sharpes Corner Intersection project, which was funded as part of the Washington State Legislature's Connecting Washington legislative package, has utilized state transportation dollars that are not accounted for in this report. Similarly, local transportation funds, predominantly used for maintenance of the transportation system, are also not included in the Annual Listing of Federal Obligations. If these funds were included, the chart to the right could portray an even higher proportion of funds allocated to maintenance and preservation purposes.

In 2016 SCOG member agencies obligated over \$1.2 million in re-



gionally-managed Surface Transportation Program (STP) funding. The City of Sedro-Woolley's Jameson Arterial Extension project obligated over \$650,000 in STP funding and construction was completed in the summer of 2016. The City of Anacortes obligated over \$330,000 in STP funding for intersection improvement and non-motorized infrastructure projects. Over \$2 million in STP funds are programmed to be obligated during Federal Fiscal Year 2017.

Around \$450,000 in Transportation Alternatives Program (TAP) funding was obligated in Skagit County in calendar year 2016. Skagit Transit completed two TAP-funded projects: the March Point Bike Shelter project and the Bus Stop Seating Project. The Cities of Mount Vernon and Sedro-Woolley obligated TAP funding and expect to complete their respective non-motorized infrastructure projects in 2017.

All other federal funds are allocated by WSDOT to local agency projects or projects on state routes. Occasionally WSDOT-sponsored projects obligate more federal funds than are programmed in the Regional Transportation Improvement Program. This is primarily because many WSDOT projects span multiple metropolitan planning organization planning areas. While the amount programmed and obligated within the Skagit region may not exactly reconcile, the total amount obligated for the macro-regional project is less than, or equal to, the entire amount programmed.

Refer to Table 1 for a detailed listing of the federal fund obligations that occurred in the Skagit region in 2016.

PROJECT DELIVERY

This report indicates that approximately \$25.2 million in federal funds were obligated for transportation projects in the Skagit region in 2016. However, around \$30.2 million in federal funds were programmed to be obligated during the same period. The amount obligated during a program year can differ than the amount programmed due to project delays and other administrative challenges. As an example, Skagit County's Skagit River Bridge Modification and I-5 Protection project, which was programmed to obligate \$1.2 million in federal demonstration funds, was delayed because the preliminary engineering phase was not completed soon enough to obligate funds for the construction phase in 2016.



FIGURE 3: SKAGIT COUNTY'S BNSF BRIDGE REPLACEMENT PROJECT IS EXPECTED TO BE COMPLETED IN SPRING 2018. PHOTO CREDIT: SKAGIT COUNTY.

DE-OBLIGATED FEDERAL FUNDS

When projects are completed they typically go through a closure procedure. If all of the federal funds obligated for the project were not necessary to complete it, de-obligation of federal funding may occur. De-obligation may also occur if the project is unlikely to progress toward completion. When federal funds are de-obligated they are returned to the awarding agency to be reallocated for future transportation projects. Federal funds that are returned to the Federal Highway Administration, the Federal Transit Administration, or WSDOT are not guaranteed to be reprogrammed for other Skagit region projects. Regionally managed funds such as regional Surface Transportation Program funds and Transportation Alternatives Program funds are returned to SCOG when de-obligated. SCOG can then reprogram the funds for other regional transportation priorities. Table 2 lists the de-obligations of federal funds that occurred in the Skagit region during the previous program year.

TABLE 2: SCOG CLOSURES AND DE-OBLIGATIONS IN 2016

Agency	Project	STIP ID	Project Number	Type of Work	Termini	Length (in miles)	Obligation Date	Deobligated	Phase	Fund Type	Closure Date
WSDOT - NW	I-5/300th St NW to Anderson Rd - Cable Barrier Upgrade	WA-09159	9999(778)	Safety	MP 215.12 to MP 225.48	10.36	11/22/2016	-\$162,264	PE	HSIP	N/A
WSDOT - NW	I-5/Fisher Creek - Fish Passage	WA-05982	0054(285)	Environmental	MP 218.91 to MP 219.91	1.00	4/27/2016, 5/26/2016, 9/2/2016	-\$90,585	PE, RW	NHPP	N/A
WSDOT - NW	I-5/SB Mount Vernon to Joe Leary Slough Paving	WA-05388	0055(243)	Maintenance/Preservation	MP 227.08 to MP 231.79	4.71	6/30/2016, 12/8/2016	-\$161,748	PE, CN	CBI	N/A
WSDOT - NW	Mount Vernon Siding Upgrade	WA-05694	1103(003)	Other	BNSF 65.5 to BNSF 66.1	0.60	10/12/2016	-\$362,000	PE	STP(S)	N/A
WSDOT - NW	Northwest Region Basic Safety	WA-05525	9999(671)	Safety	N/A to N/A	0.00	1/26/2016	-\$53,138	CN	HSIP	N/A
WSDOT - NW	Northwest Region Curve Warning Signs (15-17)	WA-07645	9999(698)	Safety	MP 0.00 to MP 0.00	0.00	7/19/2016, 8/5/2016	-\$50,000	CN	HSIP	N/A
WSDOT - NW	Northwest Region Preservation Signing (15-17)	WA-07648	0001(114)	Safety	NA to NA	0.00	10/18/2016	-\$30,000	CN	HSIP	N/A
WSDOT - NW	SR 20 Spur/Commercial Ave to Anacortes Ferry Terminal - ADA Compliance	WA-08334	0020(185)	Safety	MP 51.92 to MP 54.79	2.87	2/5/2016	-\$274,668	PE	NHPP	N/A
WSDOT - NW	SR 20/Frostad Road Vicinity to Sharpes Corner Vicinity Paving	WA-05518	0020(175)	Maintenance/Preservation	MP 36.54 to MP 47.82	11.28	2/5/2016, 3/10/2016	-\$257,109	PE, CN	NHPP, STP(S)	N/A
WSDOT - NW	SR 530/Sauk Prairie Vicinity to SR 20 BST	WA-07337	0530(028)	Maintenance/Preservation	MP 49.37 to MP 67.71	18.34	1/8/2016	-\$1,593	PE	STP(S)	N/A
WSDOT - NW	SR 9/Highland Drive Vicinity to Lake Cavanaugh Road BST	WA-07332	0009(074)	Maintenance/Preservation	MP 28.94 to MP 44.08	15.14	2/12/2016	-\$1,831	PE	STP(S)	N/A
Total								-\$1,444,936			

2016

Annual Listing of Federal Obligation

February 2017



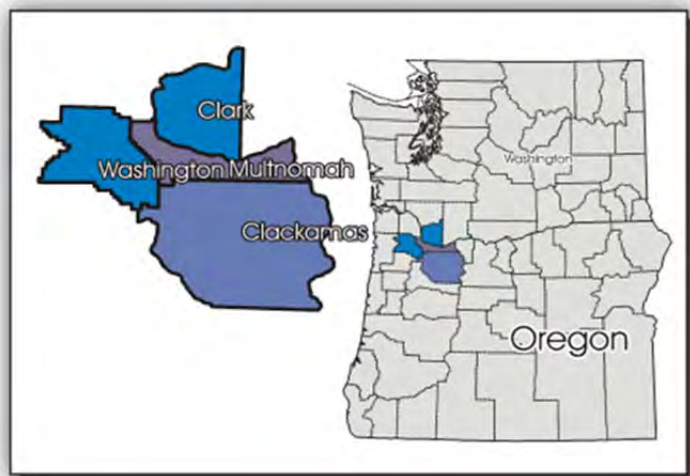
**Southwest Washington
Regional Transportation Council**



Agency Overview

Southwest Washington Regional Transportation Council (RTC) is the Metropolitan Planning Organization (MPO) for Clark County, Washington, a portion of the larger Portland-Vancouver urbanized area. RTC conducts the federally required transportation Planning process that is a condition for the receipt of federal transportation funds.

RTC's Website: www.rtc.wa.gov



Title VI Compliance

The Southwest Washington Regional Transportation Council (RTC) assures that no person shall, on the grounds of race, color, national origin, or sex as provided by Title VI of the Civil Rights Act of 1964 and the Civil Rights Restoration Act of 1987 (P.L. 100.259), be excluded from participation in, be denied the benefits of, or be otherwise subjected to discrimination under any program or activity. RTC further assures that every effort will be made to ensure nondiscrimination in all of its programs and activities, whether or not those programs and activities are federally funded.

Americans with Disabilities Act (ADA) Information



Materials can be provided in alternative formats by contacting the Southwest Washington Regional Transportation Council (RTC) at 360-397-6067 or info@rtc.wa.gov.

Table of Contents

Table of Contents.....	i
Introduction.....	1
Requirements.....	1
Regional Transportation Plan.....	2
Transportation Improvement Program.....	2
2016 Obligation Summary.....	3
Total Obligation.....	3
Project by Type.....	4
Federal Obligation by Funding Program.....	5
2016 Annual Listing of Federal Obligations.....	8

List of Figures

Figure 1: Total Federal Obligation by Year.....	3
Figure 2: 2016 Federal Obligations by Project Type.....	5

List of Tables

Table 1: 2016 Federal Obligations by Funding Program.....	7
Table 2: 2016 Federal Obligations of Local Share.....	8
Table 3: 2015 Annual Listing of Federal Obligations.....	8



Vancouver: NE 137th Avenue Roundabout

This report responds to the directive established in federal statute and serves as a useful evaluation tool to track the regions progress in implementing federally funded transportation projects.

Introduction

The 2016 Annual Listing of Federal Obligation for Southwest Washington Regional Transportation Council (RTC) details the projects from the Transportation Improvement Program (TIP) that obligated federal transportation funds in calendar year 2016.

This report responds to the directive established in federal statute and serves as a useful evaluation tool to track the regions progress in implementing federally funded transportation projects.

Requirements

RTC is required by federal regulations to annually publish a list of all federal obligations that occurred in the previous program year (23 CFR §450.332):

(a) In metropolitan planning areas, on an annual basis, no later than 90 calendar days following the end of the program year, the State, public transportation operator(s), and the MPO shall cooperatively develop a listing of projects (including investments in pedestrian walkways and bicycle transportation facilities) for which funds under 23 U.S.C. or 49 U.S.C. Chapter 53 were obligated in the preceding program year.

(b) The listing shall be prepared in accordance with §450.314(a) and shall include all federally funded projects authorized or revised to increase obligations in the preceding program year, and shall at a minimum include the TIP information under §450.324(e)(1) and (4) and identify, for each project, the amount of Federal funds requested in the TIP, the Federal funding that was obligated during the preceding year, and the Federal funding remaining and available for subsequent years.

(c) The listing shall be published or otherwise made available in accordance with the MPO's public participation criteria for the TIP.



Vancouver: Stencil Worker


Obligation occurs when FHWA or FTA authorizes funds for a transportation improvement.

An obligation, otherwise known as a commitment, is the federal government's budgetary term that refers to a binding agreement that results in an outlay to pay for a project. Obligation occurs when Federal Highway Administration (FHWA) or the Federal Transit Administration (FTA) authorizes funds for a transportation improvement. In fact, a project sponsor may not necessarily begin or complete an obligated project in its program year and the amount obligated may not necessarily equal the total cost of that project phase.

Federal regulations require MPOs to publish an annual listing of projects for which federal funds have been obligated in the preceding year as a record of project delivery. Although it is the primary responsibility of the MPO to prepare the obligation list, the list must be developed through a cooperative effort with WSDOT and others who are responsible for tracking project obligation. This report responds to the federal directive by listing all transportation projects in the Clark County region that were obligated in calendar year 2016 (January 1, 2016 to December 31, 2016).

Regional Transportation Plan

At least once every five years, RTC prepares a Regional Transportation Plan (RTP) that establishes the long-range goals for the region and identifies projects and strategies that will be necessary to implement those goals. The 2014 Update of the Regional Transportation Plan for Clark County was adopted by the RTC Board on December 2, 2014.



Transportation Improvement Program

The Transportation Improvement Program (TIP) serves as a short-range programming document and indicates commitment for funding on these planned projects over the next four years. Projects programmed in the TIP are drawn either directly from specific project recommendations made in the Regional Transportation Plan or are developed from a more general series of recommendations (preservation, maintenance, safety, etc.). The regional TIP is adopted by the RTC Board each October and becomes effective in January of the following year. Occasionally changes need to be made to the TIP following its adoption and are handled through monthly TIP administrative process.

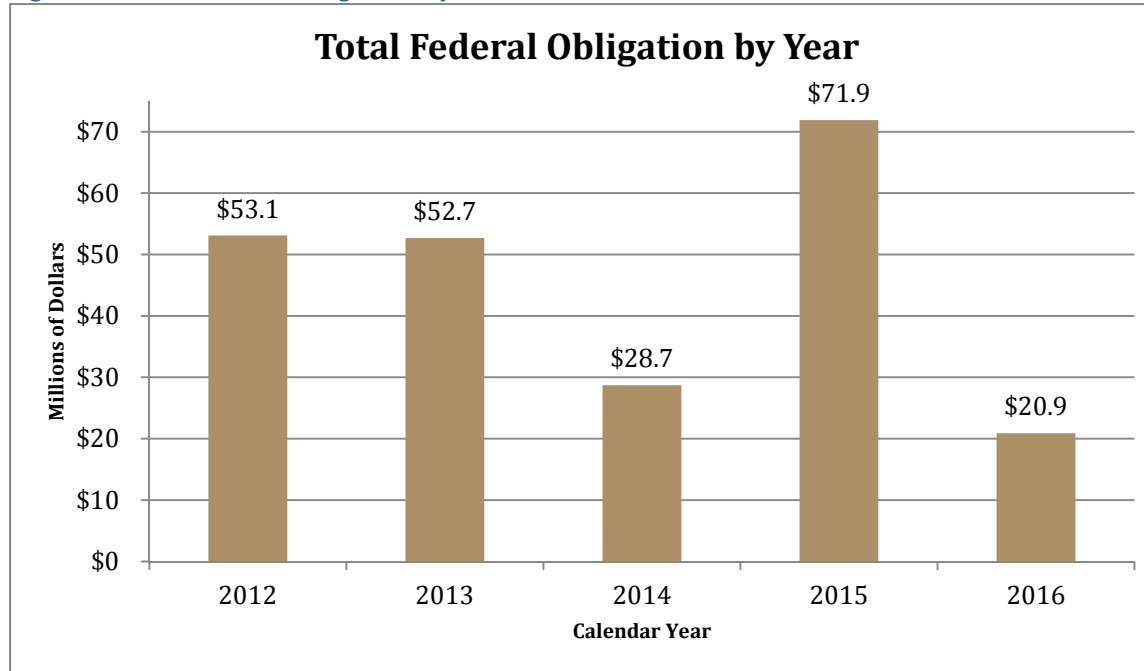
Projects phases (PE-Preliminary Engineering, RW-Right of Way, and CN-Construction) are programmed in the TIP and are obligated through FHWA and FTA. An obligation of federal highway project occurs when FHWA and WSDOT execute a project agreement, while federal transit obligation occurs when FTA awards the grant. Once obligated, the project sponsor can start work and receive reimbursement for work incurred.

2016 Obligation Summary

Total Obligation

A total of \$20.9 million in federal funds were obligated in calendar year 2016 between 36 projects within the Clark County region. The 2015 total obligation totals was unusually high due to the one-time \$38.3 million Fourth Plain BRT project. Over the last three years, the region has seen a decrease in federal obligations by the Washington State Department of Transportation (WSDOT). This may not be indicative of total spending by WSDOT in the region, as several recent major projects were funded through State only resources. These projects included \$55 million for I-205/NE 18th St. Interchange and \$36.7 million for SR-502/I-5 to Battle Ground widening.

Figure 1: Total Federal Obligation by Year



Project by Type

Projects have been classified by the primary project type to represent the number of dollars associated with different types of projects. The difficulty is that many projects could be classified under multiple project types, and for the purpose of this analysis only the primary project type is included. Projects are classified by the following project types:

- ◆ **Bicycle & Pedestrian:** This includes standalone projects that primarily encourage walking and bicycling. This can include sidewalks, bicycle lanes, paths, improved pedestrian crossing, etc.
- ◆ **Bridge:** This represents all work that is accomplished on bridges. This can include bridge replacement, repair, and painting.
- ◆ **Planning:** This is about preparing, analyzing, and implementing studies and plans to improve the transport systems.
- ◆ **Preservation:** This represents a proactive approach in maintaining the existing transportation system. This can include pavement overlay, pavement repair, and transit preventative maintenance.
- ◆ **Road Improvement:** This represents an improvement that enhances a roadway for motor vehicles. This can include road widening, reconstruction, intersection improvements, and other geometric improvements.
- ◆ **Transit:** This includes all capital and planning projects of the public transit service which C-TRAN provides within Clark County.
- ◆ **TSMO:** Transportation System Management and Operations are low-cost projects that are implemented to optimize the performance of existing transportation systems. These projects often include technology based improvements such as traffic detection and signal improvements.



Clark County: Salmon Creek Avenue Pathway

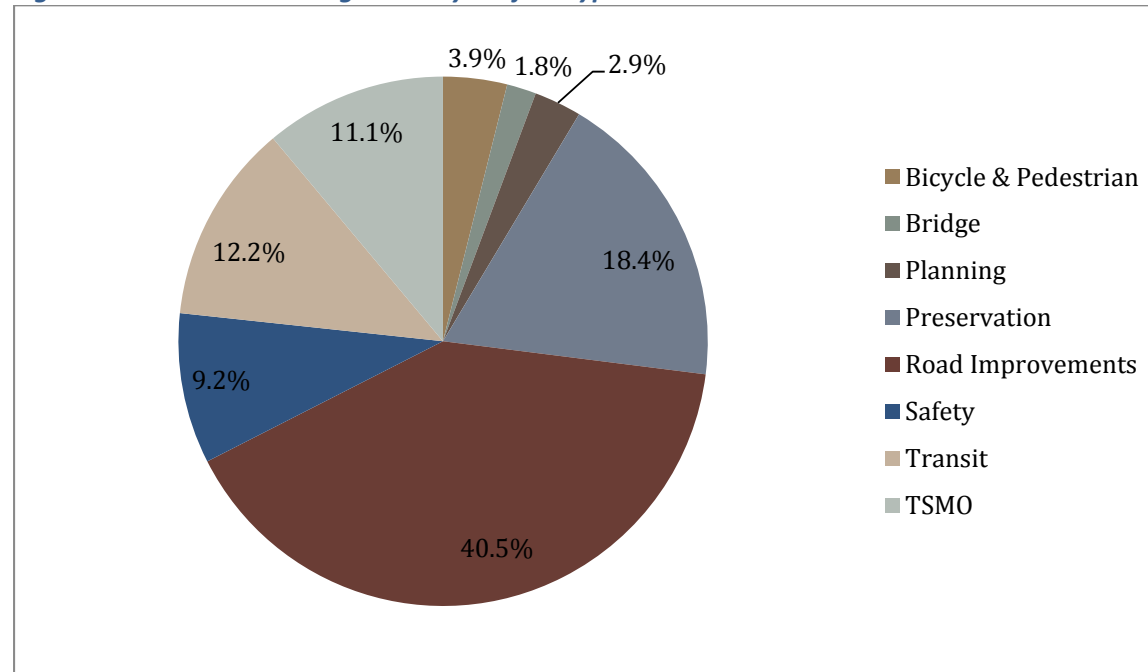


Clark County: NW Carty Road

The Surface Transportation Program provides flexible funding that may be used for a wide range of projects and programs that address the federal-aid transportation system.

Figure 2 illustrates the 2016 obligation by the type of project. Of the total federal funds obligated approximately \$8.5 million (40.5%) was for road improvements, \$3.9 million (18.4%) for preservation, \$2.5 million (12.2%) for transit, \$2.3 million (11.1%) for TSMO, \$1.9 million (9.2%) for safety, \$0.8 million (3.9%) for bicycle & pedestrian, \$0.6 million (2.9%) for planning, and \$0.4 million (1.0%) for bridges.

Figure 2: 2016 Federal Obligations by Project Type



Federal Obligation by Funding Program

Table 1 provides a summary of the 2016 federal obligation by funding program. The following is a brief description of each of the programs:

- ◆ **Bridge:** This program provides funds to improve the condition of bridges through replacement, rehabilitation, and systematic preventive maintenance.
- ◆ **CMAQ:** This program provides funding for projects and programs which reduce transportation related emissions.

- ◆ **HSIP:** This program provides funds for projects that reduce traffic fatalities and serious injuries.
- ◆ **NHPP:** This program provides funding for improvements on the National Highway System.
- ◆ **Section 5307:** This program provides funding both capital and operating assistance to public transit.
- ◆ **Section 5309:** This program is a discretionary fund that provides capital assistance for transit vehicles.
- ◆ **Section 5310:** This program provides funds to enhance mobility for seniors and persons with disabilities.
- ◆ **Section 5337:** This program is a formula-based program to repair and upgrade the transit system.
- ◆ **STP:** This program provides flexible funding that may be used for a wide range of projects and programs that address the federal-aid transportation system. The funds are divided between regions and the state department of transportation.
- ◆ **TAP:** The Transportation Alternatives Program provides funding for a variety of alternative transportation projects.
- ◆ **Other:** This category includes federal funding programs that are not funded on an annual basis. This may include Emergency Relief, earmarks, and other funding programs.



Clark County: NE 119th Street/87th Avenue Intersection



WSDOT: SR-502/I-5 to Battle Ground

Table 1: 2016 Federal Obligations by Funding Program

Funding Program	Funds Obligated	Percent of Total
Bridge	\$384,235	1.8%
CMAQ	\$2,362,600	11.3%
HSIP	\$1,919,391	9.2%
NHPP	\$2,461,604	11.8%
Other	\$1,410,488	6.7%
Section 5307	\$1,587,991	7.6%
Section 5310	\$304,275	1.5%
Section 5337	\$74,693	0.4%
Section 5339	\$581,834	2.8%
STP Regional	\$7,955,566	38.0%
STP State	\$1,295,571	6.2%
TAP	\$600,000	2.9%
Total	\$20,938,248	100.0%

*Port of Vancouver: West Vancouver Freight Access Project***RTC Managed Obligation**

WSDOT has placed additional responsibility on RTC to ensure that the region annually obligates their local share of the Federal Highway program. The local Federal Highway programs include the Surface Transportation Program (STP), Congestion Mitigation and Air Quality Program (CMAQ), and Transportation Alternatives Program (TAP). Projects within these programs are selected by the RTC Board through a competitive prioritization process and implemented by local agencies. The first two years of projects programmed in the Transportation Improvement Program are considered selected and can proceed when ready. Due to statewide management of obligation and the two-year project selection, projects in out years (3rd thru 4th year) are not allowed to proceed. RTC has also developed project delay policies which encourage the timely obligation of projects and limits project delay.

A total of \$10.9 million in the local share of Federal Highway funds were obligated in calendar year 2016 between 11 projects within the Clark County region. The region receives approximately \$9.0 million of Federal Highway funds annually. The 2016

total is higher than the available local Federal Highway funds (Table 2). The results is that the region obligating a most of their anticipated 2017 federal funds in calendar year 2016.

Table 2: 2016 Federal Obligations of Local Share

Funding Program	2016 Allocation	2016 Obligation	Total
STP	\$5,460,000	\$7,955,566	146%
CMAQ	\$3,070,000	\$2,362,600	77%
TAP	\$534,000	\$600,000	112%
Total	\$9,064,000	\$10,918,166	120%



Clark County: Fifth Plain Creek Bridge

2016 Annual Listing of Federal Obligations

Table 3 is a list of federal funded transportation projects within the MPO boundary for Southwest Washington Regional Transportation Council (Clark County, Washington) that were obligated during the 2016 calendar year. Figure 2 is a list of these projects

Table 3: 2015 Annual Listing of Federal Obligations

Agency	Federal Aid #	Project Title	Project Type	Funding Program	Phase(s)	2016-2019 TIP Program	Federal Obligation	Federal \$ Remaining
C-TRAN	WA-2016-032	Bus Replacement	Transit	Sec. 5339	All	\$2,910,000	\$581,834	\$2,328,166
C-TRAN	WA-2016-033	Bus Replacement	Transit	Sec. 5337	All	\$395,000	\$74,693	\$320,307
C-TRAN	WA-2016-048	Preventative Maintenance	Transit	Sec. 5307	All	\$20,573,667	\$1,587,991	\$18,985,676
C-TRAN	WA-2016-63	ADA Expansion	Transit	Sec. 53010	All	\$1,420,000	\$304,275	\$1,115,725
Camas	1602(020)	NW Forest Home Road Slide Repair	Preservation	Emergency Relief (ER)	PE	\$193,847	\$193,847	\$0
Camas	1602(020)	NW Forest Home Road Slide Repair	Preservation	Emergency Relief (ER)	RW	\$29,258	\$29,258	\$0
Clark Co.	000S(406)	Washougal River Rd & Lockwood Creek Rd	Safety	HSIP	CN	\$863,252	\$863,252	\$0

Agency	Federal Aid #	Project Title	Project Type	Funding Program	Phase(s)	2016-2019 TIP Program	Federal Obligation	Federal \$ Remaining
Clark Co.	06IE(001)	Brush Prairie Bridge	Bridge	Bridge	CN	\$369,550	\$324,000	\$45,550
Clark Co.	4201(002)	NE 10th Avenue (NE 154th to NE 164th Street)	Road Improvement	STP Regional	CN	\$1,840,000	\$1,840,000	\$0
Clark Co.	4253(014)	Highway 99 Pedestrian/Bicycle Improvements	Bicycle & Pedestrian	STP Regional	PE	\$100,000	\$100,000	\$0
Clark Co.	4440(005)	Working to Refine Intelligent Highway Transportation(WRIGHT)	TSMO	CMAQ	PL	\$685,400	\$685,400	\$0
Clark Co.	9906(046)	Signal Timing, Evaluation, Verification and Enhancement (STEVE)	TSMO	CMAQ	CN	\$62,300	\$62,300	\$0
Clark Co.	A062(001)	Hayes Rd N & S Safety Improvements	Safety	HSIP	CN	\$147,502	\$147,502	\$0
Clark Co.	A068(004)	Big Tree Creek Bridge	Bridge	Bridge	CN	\$60,235	\$60,235	\$0
RTC	2006(067)	Bus on Shoulder Feasibility Study	Planning	STP Regional	PL	\$150,000	\$150,000	\$0
RTC	2006(070)	SR14, Bingen/White Salmon Circulation Study	Planning	Re-purposed Earmark	PL	\$23,836	\$23,836	\$0
Vancouver	12WA(003)	Vancouver Waterfront Trail	Bicycle & Pedestrian	TAP	CN	\$600,000	\$600,000	\$0
Vancouver	1350(027)	Clark County TDM Program	Planning	STP Regional	PL	\$350,000	\$350,000	\$0
Vancouver	4253(013)	Main St. - Columbia St. Traffic Signal Integration	TSMO	CMAQ	CN	\$855,000	\$855,000	\$0
Vancouver	4254(005)	NE 18th Street - Four Seasons to 138th Avenue	Road Improvement	Re-purposed Earmark	CN	\$1,124,875	\$1,124,875	\$0
Vancouver	4254(005)	NE 18th Street - Four Seasons to 138th Avenue	Road Improvement	STP Regional	CN	\$5,515,566	\$5,515,566	\$0
Vancouver	9906(047)	BRT Corridor Fort Vancouver Way/McLoughlin Sidewalk Infill and Ped Signal Upgrade	Bicycle & Pedestrian	CMAQ	PE	\$108,000	\$108,000	\$0
WSDOT	0005(016)	I-5/Woodland Vicinity at Horseshoe Lake - Upgrade Pump System	Preservation	STP	PE	\$60,000	\$60,000	\$0

Agency	Federal Aid #	Project Title	Project Type	Funding Program	Phase(s)	2016-2019 TIP Program	Federal Obligation	Federal \$ Remaining
WSDOT	0014(072)	SR 14 Traveler Information, 164th Ave To NW 6th Ave	TSMO	NHPP	CN	\$35,000	\$35,000	\$0
WSDOT	0014(079)	SR 14/6th St To Bingen - Chip Seal	Preservation	NHPP	CN	\$228,879	\$228,879	\$0
WSDOT	0051(296)	I-5 / Northbound Off Ramp at Fourth Plain Blvd - Intersection Improvements	Safety	HSIP	PE	\$403,985	\$8,194	\$395,791
WSDOT	0051(297)	I-5/NE 179th St to North Fork Lewis River Br Vic Left Lane - Parking	Preservation	NHPP	PE	\$48,000	\$48,000	\$0
WSDOT	0051(297)	I-5/NE 179th St to North Fork Lewis River Br Vic Left Lane - Parking	Preservation	NHPP	CN	\$1,556,070	\$1,556,070	\$0
WSDOT	0051(300)	I-5/Ridgefield Port of Entry - Scalehouse Reconstruction	Preservation	Interstate Maintenance	PE	\$384,000	\$384,000	\$0
WSDOT	0051(301)	I-5/SB North Fork Lewis River Bridge - Resurfacing	Preservation	STP	PE	\$63,710	\$63,710	\$0
WSDOT	0500(020)	SR 500/Leadbetter Rd to SE 3rd Ave - Paving	Preservation	STP	PE	\$127,421	\$127,421	\$0
WSDOT	0500(021)	SR 500/SR 503 to NE 4th Plain Blvd - Paving	Preservation	NHPP	PE	\$126,950	\$126,950	\$0
WSDOT	0503(032)	SR 503 / Padden Parkway - Intersection Improvements	Safety	HSIP	PE	\$50,694	\$50,694	\$0
WSDOT	0503(032)	SR 503 / Padden Parkway - Intersection Improvements	Safety	HSIP	CN	\$693,572	\$693,572	\$0
WSDOT	0503(033)	SR 503/Yale Bridge - Paving	Preservation	NHPP	CN	\$82,704	\$82,704	\$0
WSDOT	0503(034)	SR 503/Brush Prairie RR XING - Bus and Truck Pullout Lanes	Safety	HSIP	PE	\$134,784	\$134,784	\$0
WSDOT	0504(008)	SR 504/Kid Valley Rd Vic To Johnston Ridge, with Exceptions - Chip Seal	Preservation	STP	CN	\$958,040	\$958,040	\$0
WSDOT	9999(701)	SWR Regionwide Safety - Shoulder Rumble Strips Phase 1	Safety	HSIP	CN	\$21,393	\$21,393	\$0
WSDOT	9999(722)	WSDOT: Vancouver Urban ITS Device Infill	TSMO	CMAQ	CN	\$651,900	\$651,900	\$0
WSDOT	9999(779)	SWR Ramp Meter Study 2016 – Vancouver Metro Area	Planning	STP	PE	\$86,400	\$86,400	\$0

Agency	Federal Aid #	Project Title	Project Type	Funding Program	Phase(s)	2016-2019 TIP Program	Federal Obligation	Federal \$ Remaining
WSDOT	9999(780)	SWR Legacy Fiber Upgrade	TSMO	National Freight Program	CN	\$38,672.00	\$38,672.00	\$0

MARCH 31, 2017

**Transportation Improvement Program
2016 Project Obligation Report**



**421 W Riverside Ave Suite 500
Spokane, Washington 99201
(509)343-6370 www.srtc.org**

SRTC
SPOKANE REGIONAL TRANSPORTATION COUNCIL

2016 Project Obligation Report

TABLE OF CONTENTS

Introduction.....	2
Regional Transportation Programming.....	2
Annual Listing of Federal Obligations.....	4
Obligations by Fund Source.....	5
Closed Projects.....	8
Acronyms.....	13

TABLES / CHART

Table 1: Federal Obligations by Program Year.....	4
Table 2: Annual Listing of Federal Obligations.....	5
Table 3: Federal Obligations by Fund Source.....	8
Table 4: Regionally-Managed Federal Obligations by Fund Source	9
Table 5: 2016 Closed Projects.....	10
Table 6: 2016 De-Obligations of Regionally-Managed Funds.....	12
Chart 1: 2016 Federal Obligations by Project Type.....	4

Aerial photos courtesy of Spokane International Airport

SRTC's website: www.srtc.org

Transportation Improvement Program (TIP) Project Information:

www.srtc.org/transportation-improvement-program

The Spokane Regional Transportation Council (SRTC) is the Metropolitan Planning Organization (MPO), Transportation Management Association (TMA), and Regional Transportation Planning Organization (RTPO) for the Spokane region. It is the responsibility of SRTC, in coordination with the Washington State Department of Transportation (WSDOT) and the Spokane Transit Authority (STA), to allocate federal funds for the region through a continuing, cooperative, and comprehensive planning process.



INTRODUCTION

The 2016 Project Obligation Report for the Spokane Regional Transportation Council (SRTC) Transportation Improvement Program (TIP) details the projects that obligated federal transportation funds in the Spokane region in 2016.

The purpose of this report is to demonstrate continued coordination between the agencies responsible for implementing projects programmed in the TIP – SRTC, the Washington State Department of Transportation (WSDOT), and Spokane Transit Authority (STA).

In addition, the report serves as a useful evaluation tool for projects programmed in the TIP's preceding program year. By compiling a list of projects that obligated funds in 2016 and projects that planned to obligate but did not, SRTC is better equipped to monitor the region's overall success at constructing or completing projects.

Requirements

SRTC is required by federal regulations to publish a list of all obligations of Federal funds that occurred in the preceding program year (23 CFR § 450.332). For each project, the list shall include the amount of Federal funds that were programmed in the TIP, the amount that obligated in the preceding year and any amount remaining to obligate in future years. The list is prepared by SRTC cooperatively with WSDOT and STA.

The list of federal obligations must be published no later than 90 calendar days following the end of the preceding program year. For Washington State, the program year generally follows the calendar year,

which means that the annual listing is published before the end of March.

Obligation

When a project phase is said to have obligated, it means the Federal government has authorized the project sponsor to start work on that project or project phase. Any local funds spent on a project prior to obligation are not eligible to be reimbursed by the Federal government.

Regional Transportation Programming

At least once every four years, SRTC prepares a Metropolitan Transportation Plan (MTP) that establishes the long-range goals for the region and identifies projects and strategies that will be necessary to implement them. The current MTP, Horizon 2040, was approved by the SRTC Board on December 12, 2013 (amended May 12, 2016).




For more information on Horizon 2040, please refer to SRTC's website: www.srtc.org/horizon-2040

With the long-range plan in place, the Transportation Improvement Program (TIP) serves as a short-range programming document for projects that are planned over the next four years. The purpose of the TIP is to ensure that projects planned for implementation in the near future are consistent with the projects and strategies identified in the MTP. The 2017-2020 TIP was approved by the SRTC Board October 13, 2016 and officially went into effect on January 1, 2017. The current TIP can be accessed at: www.srtc.org/transportation-improvement-program

Once a project has been programmed into an approved TIP, the project's sponsor(s) can start work on the project. This process, obligation, occurs when the Federal government authorizes the start of the preliminary engineering, right-of-way acquisition or construction phases.

The final step in the programming process is project delivery. Project delivery occurs when a project has been completed, either through construction of a transportation facility, procurement of vehicles or equipment, or implementation of a program.

Several projects and programs that obligated federal funds in 2016:



Annual Listing of Federal Obligations

The annual listing of federal obligations starting on page 5 (**Table 2**) includes all projects that obligated federal funds within Spokane County in the 2016 program year. The program year for Washington State, and thus SRTC, is roughly equivalent to the calendar year; the 2016 program year ran from January 8, 2016 through December 31, 2016.

Table 1. Federal Obligations by Program Year

Program Year	Federal Funds Obligated
2016	\$40 million
2015	\$45 million
2014	\$41 million

To meet federal reporting requirements, the information provided in **Table 2** includes the total amount that was programmed for the project in the TIP (between 2016 and 2019), the amount of funds that obligated in 2016, and the amount of federal funds remaining on the project for future obligations.

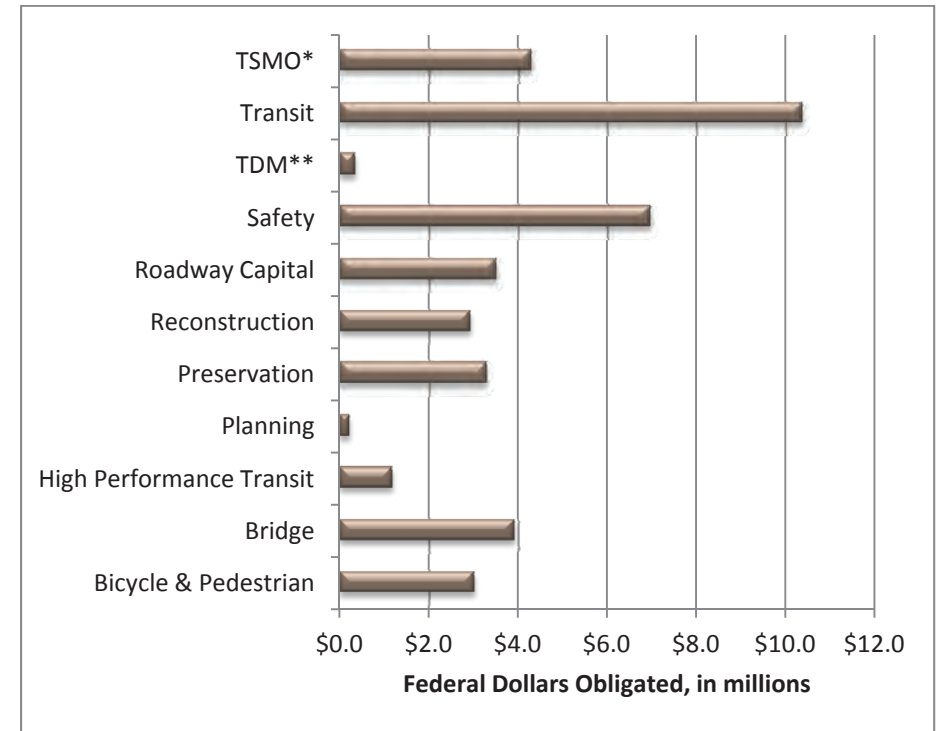
In 2016, approximately \$40 million in federal funds were obligated on projects in Spokane County. For comparison, the total obligations in 2014 and 2015 were \$41 and \$45 million, respectively (**Table 1**).

Chart 1 illustrates the 2016 obligations by the type of project for which the funds were obligated. Approximately 24% of the obligated funds were on roadway projects, including preservation, reconstruction, bridges, and capital improvements. The remaining

obligations were primarily for transit, safety, bicycle and pedestrian, and Transportation Systems Maintenance and Operations projects.

Chart 1: 2016 Federal Obligations By Project Type, in millions

Total Obligations: \$40 million



* TSMO – Transportation Systems Management & Operations

**TDM – Transportation Demand Management

Table 2. Annual Listing of Federal Obligations

Lead Agency	Project Name	SRTC #	Federal Aid #	Fund Type	Project Type	Federal \$ Programmed in 2016-2019 TIP	Federal \$ Obligated in 2016	Obligated Phase	Federal \$ Remaining	Notes
Cheney	Betz Rd - SR 904 to N 6th St	CH003	7681(002)	STP Regional	Preservation	\$275,652	\$275,652	CN	\$0	
Cheney	Washington - Betz to Oakland	CH004	7681(003)	STP Regional	Preservation	\$493,400	\$422,780	PE, CN	\$70,620	
Deer Park	W. Crawford Preservation	DP003	Y329(012)	STP Regional	Preservation	\$508,799	\$41,184	PE	\$467,615	
Rockford	S First St South Side Sidewalk	RF001	0278(002)	TAP	Bicycle & Pedestrian	\$352,722	\$352,699	RW, CN	\$0	
Spangle	Scour Protection for Bridges	SG001	1215(002)	Bridge	Bridge	\$203,700	\$196,599	CN	\$0	
Spokane	2013 Downtown Pedestrian Improvements	SP030	1220(030)	TAP	Bicycle & Pedestrian	\$996,860	\$2,594	PE	\$0	
Spokane	37th Avenue from Regal to East City Limits	SP001	3792(001)	STP Regional	Reconstruction	\$929,500	\$929,500	CN	\$0	
Spokane	Centennial Trail Gap - Mission Ave Gap Phase 1	SP036	1220(033)	STP Regional	Bicycle & Pedestrian	\$443,250	\$44,325	PE	\$398,925	
Spokane	Cincinnati Greenway - Spokane Falls Blvd to Euclid Ave	SP042	1220(034)	CMAQ	Bicycle & Pedestrian	\$469,860	\$49,516	PE	\$420,344	
Spokane	Crestline Lane Reduction from Euclid Ave to Francis Ave	SP040	3991(003)	HSIP	Safety	\$721,200	\$65,700	PE	\$655,500	
Spokane	Hamilton Street Corridor Intersection Improvements - Desmet Ave to North Foot Hills Dr	SP044	3975(002)	CMAQ	Trans. System Management & Operations	\$2,863,548	\$139,032	PE	\$2,724,516	
Spokane	Maxwell-Mission Ave Lane Reduction	SP049	3900(005)	HSIP	Safety	\$434,900	\$39,600	PE	\$395,300	
Spokane	Monroe-Lincoln Couplet, 8th Ave to Main Ave	SP021	9932(046)	STP Regional	Reconstruction	\$390,132	\$390,132	CN	\$0	
Spokane	Regal-Bemiss-Shaw Pedestrian Safety	SP045	3930(001)	TAP(SR)	Bicycle & Pedestrian	\$559,513	\$92,100	PE, RW	\$467,413	
Spokane	Ridgeview Elementary Pedestrian Safety	SP046	3881(008)	TAP(SR)	Bicycle & Pedestrian	\$803,207	\$803,027	PE, CN	\$180	
Spokane	Riverside Drive Phase 2	SP016	3850(006)	Demo	Roadway Capital	\$460,270	\$460,240		\$0	
Spokane	Sunset Blvd - Royal to Lindeke	SP037	3756(005)	STP Regional	Preservation	\$2,692,964	\$269,296	PE	\$2,423,668	
Spokane County	Bigelow Gulch/Forker Connector- Project 4	CO026	32B1(003)	STP Regional	Roadway Capital (reconstruction with added capacity)	\$1,181,426	\$1,181,426	RW	\$0	
Spokane County	Commuter Trip Reduction, Transportation Demand Management Maintenance, Enhancement and Partnership Programs	CO024	2032(122)	CMAQ	Travel Demand Management	\$498,896	\$249,477	PE	\$249,419	
Spokane County	Glenrose & Carnahan Road Safety Improvements	CO033	4013(001)	HSIP	Safety	\$712,200	\$97,200	RW		
Spokane County	Hawthorne Road - Division Street to US 2	CO010	3974(002)	STP Regional	Preservation	\$533,140	\$533,140	CN	\$0	
Spokane County	Mill Rd - Hastings to Wilson	CO030	3917(005)	STP Regional	Reconstruction	\$752,913	\$55,771	PE	\$697,142	
Spokane County	Monroe Road Bridge	CO034	Y329(011)	Bridge	Bridge	\$1,017,658	\$38,802	RW	\$978,856	
Spokane County	Monroe St - Francis to Greta	CO027	3891(009)	STP Regional	Preservation	\$992,434	\$82,701	PE	\$909,733	
Spokane County	Ritchey Road Bridge over Deep Creek	CO035	2032(120)	Bridge	Bridge	\$1,262,984	\$1,034,780	RW, CN	\$228,204	
Spokane County	Seven Mile Road Bridge	CO018	N326(004)	Bridge	Bridge	\$1,273,313	\$1,273,632	CN	\$0	
Spokane County	Signing Upgrades	CO037	000S(404)	HSIP	Safety	\$270,000	\$150,126	CN	\$0	

Table 2. Annual Listing of Federal Obligations

Lead Agency	Project Name	SRTC #	Federal Aid #	Fund Type	Project Type	Federal \$ Programmed in 2016-2019 TIP	Federal \$ Obligated in 2016	Obligated Phase	Federal \$ Remaining	Notes
SRHD	Spokane County Safe Routes to School Program	HD001	9937(008)	TAP	Safety	\$99,727	\$99,272	PE	\$0	
SRHD	Walk Bike Bus Spokane	HD002	9937(009)	CMAQ	Travel Demand Management	\$84,684	\$84,684	PE, CN	\$0	
Spokane Transit	Associated Transit Improvements	ST002	WA-2016-005	5307	Transit	\$317,579	\$243,000	CN	\$74,579	
Spokane Transit	Division Street High Performance Transit Corridor Improvements	ST019	FT16(018)	CMAQ	High Performance Transit	\$1,167,750	\$1,167,750	PE, CN	\$0	
Spokane Transit	Fixed Route Bus Replacement	ST016	FT16(016)	CMAQ	Transit	\$3,095,349	\$1,280,000	CN	\$1,815,349	
Spokane Transit	Four Lakes Station	ST022	FT16(017)	STP Regional	Transit	\$280,000	\$280,000	PE	\$0	
Spokane Transit	Paratransit Van Replacement	ST014	WA-2016-049	5339	Transit	\$1,239,238	\$956,211	CN	\$283,027	
Spokane Transit	Preventive Maintenance	ST001	WA-2016-005	5307	Transit	\$31,185,194	\$7,613,669	CN	\$23,571,525	
Spokane Valley	Appleway Preservation - Park to Dishman Mica	SV032	3852(001)	STP Regional	Preservation	\$926,415	\$926,415	CN	\$0	
Spokane Valley	Appleway Shared Use Path - Pines to Evergreen	SV023	1223(004)	STP Regional, TAP	Bicycle & Pedestrian	\$1,665,959	\$1,665,959	CN	\$0	
Spokane Valley	ITS Infill Project - Phase 1	SV025	1223(003)	CMAQ	Trans. System Management & Operations	\$260,674	\$260,674	PE, RW, CN	\$0	
Spokane Valley	McDonald Road Diet - 16th Ave to Mission Ave	SV034	4083(003)	HSIP	Safety	\$545,000	\$545,000	CN	\$0	
Spokane Valley	Mission Avenue Improvements	SV006	4132(001)	STP Regional	Reconstruction	\$346,000	\$346,000	RW	\$0	
Spokane Valley	Sprague Preservation - Sullivan to Corbin	SV031	3840(001)	STP Regional	Preservation	\$232,253	\$229,658	PE	\$2,595	
Spokane Valley	Sullivan/Euclid Concrete Intersection Project	SV028	4103(006)	STP Regional	Reconstruction	\$1,200,000	\$1,199,135	CN	\$865	
Spokane Valley	Sullivan-Wellesley Intersection Improvement Project	SV037	4103(011)	CMAQ	Trans. System Management & Operations	\$1,085,425	\$126,735	PE	\$958,690	
SRTC	Metropolitan Transportation Planning - 2017	SX001	9932(056)	STP Regional	Planning	\$600,000	\$200,000	PE	\$400,000	
WSDOT	2015-2017 ER Regionwide Basic Safety - Signing	WS051	9999(748)	HSIP	Safety	\$254,526	\$47,225	PE	\$207,301	PE amount increased
WSDOT	2015-2017 ER Regionwide Basic Safety - Guardrail	WS052	9999(729)	HSIP	Safety	\$539,000	\$652,726	CN	-\$113,726	Award amount increased, includes amount from STIP for other RTPOs
WSDOT	Asphalt/Chip Seal Preservation - SRTC	WS069	0002(849/850)	NHPP	Preservation	\$30,969,008	\$488,921	PE	\$30,480,087	PE phase of two programmatic projects: US2/Deer Rd to Colbert - Paving, US2/I-90 to Euclid - Paving
WSDOT	Eastern Region BST Rumble Strips A - Install Rumble Strip	WS079	9999(766)	HSIP	Safety	\$85,029	\$20,563	PE	\$64,466	
WSDOT	Eastern Region Guardrail Installation & Retrofit	WS054	9999(729)	HSIP	Safety	\$186,200	\$206,229	CN	-\$20,029	Amount increased at award
WSDOT	Eastern Region HMA Route Rumble Strips - Install Rumble Strips	WS086	9999(775)	HSIP	Safety	\$170,053	\$384,838	PE, CN	-\$214,785	Includes amount from STIP for other RTPOs
WSDOT	Eastern Region Intersection Safety Implementation Program	WS055	9999(731)	HSIP	Safety	\$568,400	\$648,044	PE, CN	-\$79,644	Amount increased at award
WSDOT	Eastern Region Regionwide ADA Project - Pedestrian Access Upgrades	WS056	9999(734)	STP	Safety	\$2,628,750	\$479,000	PE	\$2,149,750	PE amount increased
WSDOT	Eastern Region Regionwide Curve Warning Chevron Signing	WS057	9999(726)	HSIP	Safety	\$110,250	\$125,188	CN	-\$14,938	Includes amount from STIP for other RTPOs

Table 2. Annual Listing of Federal Obligations

Lead Agency	Project Name	SRTC #	Federal Aid #	Fund Type	Project Type	Federal \$ Programmed in 2016-2019 TIP	Federal \$ Obligated in 2016	Obligated Phase	Federal \$ Remaining	Notes
WSDOT	ER/US 2 & US 395 Intersection Improvements - Durable Striping & Signing	WS058	9999(737)	HSIP	Safety	\$1,812,755	\$1,926,015	CN	-\$113,260	Amount increased at award
WSDOT	I-90/3rd Ave Bridge - Special Repair - EB	WS094	0906(234)	NHPP	Bridge	\$560,356	\$71,552	PE	\$488,804	
WSDOT	I-90/Freya St Interchange - Ramp Improvements	WS027	0090(020)	CMAQ	Trans. System Management & Operations	\$2,877,106	\$2,779,706	CN	\$97,400	
WSDOT	SR 290/Park Rd Railroad Crossing - Improvement	WS061	9999(758)	HSIP	Safety	\$2,671,475	\$272,264	PE	\$2,399,211	
WSDOT	SR 290/Pines Rd Railroad Crossing - Improvement	WS062	9999(758)	HSIP	Safety	\$1,684,191	\$171,644	PE	\$1,512,547	
WSDOT	SR 290/Vista Rd Railroad Crossing - Improvement	WS063	9999(758)	HSIP	Safety	\$871,134	\$88,781	PE	\$782,353	
WSDOT	SR 290/Spokane River E Trent Bridge - Replace Bridge	WS073	0290(025)	STP	Bridge	\$1,262,500	\$1,262,500	PE	\$0	
WSDOT	US 2/Deer Rd to Day Mt Spokane Rd - Corridor Improvements	WS076	0002(848)	NHPP	Safety	\$3,130,000	\$876,000	PE, RW	\$2,254,000	
WSDOT	US 2/Day Mt Spokane Railroad Crossing - Improvement	WS064	9999(758)	HSIP	Safety	\$580,755	\$59,188	PE	\$521,567	
WSDOT	US 2/Senator Sam Guess Bridge - Special Repair	WS097	0002(850)	NHPP	Bridge	\$215,214	\$35,286	PE	\$179,928	
WSDOT	US 2/Spotted Rd to I-90 ITS	WS045	0002(839)	NHPP	Trans. System Management & Operations	\$308,700	\$390,300	CN	-\$81,600	Amount increased at award
WSDOT	US 395/Deer Park - Intersection Improvement Study	WS066	0395(106)	HSIP	Planning	\$0	\$10,000	PE	-\$10,000	PE amount increased. Project was not in the 2016 TIP, but in the 2015 TIP
WSDOT	US 395/Hawthorne Rd - Intersection Improvements	WS029	0395(104)	CMAQ	Trans. System Management & Operations	\$657,400	\$586,383	CN	\$71,017	
WSDOT	US 395/NSC Wellesley Ave/Freya St - Intersection Improvements	WS068	0395(108)	NHPP	Roadway Capital - NSC	\$2,071,720	\$1,856,510	CN	\$215,210	

Federal \$ Obligated in 2016 \$39,934,056

Obligations by Fund Source

Table 3 lists the 2016 federal fund obligations by fund type. This table demonstrates the success of each funding program at obligating the total amount that was programmed for 2016. The information provided below is the amount of federal funds programmed for 2016, the amount that obligated in 2016, and the percentage of programmed funds that obligated. For a full list of acronyms used in this report, see page 14.

Table 3. Federal Obligations by Fund Source, in millions

Fund Type	Federal Funds Programmed (2016 Program)	Federal Funds Obligated	%
Bridge	\$2.7	\$2.5	93%
CMAQ	\$3.1	\$6.7	217%
FTA	\$12.0	\$8.8	74%
HSIP	\$6.3	\$5.5	87%
NHPP	\$13.4	\$3.7	28%
STP / STBG (Regional)	\$4.4	\$8.4	191%
STP / STBGP (State)	\$4.0	\$1.7	43%
TAP / STBG Set-Aside (Regional)	\$0.8	\$1.1	145%
TAP (Safe Routes)	\$0.2	\$0.9	484%
Federal Discretionary	\$1.2	\$0.5	39%
TOTAL	\$48.1	\$39.9	83%

Numbers may not add up due to rounding



SRTC's Regionally-Managed Funds

Of particular interest to SRTC is the performance of regionally-managed funds. SRTC's regionally-managed funds include Surface Transportation Program (STP), now Surface Transportation Block Grant (STBG) Program, Congestion Mitigation Air Quality (CMAQ), and Transportation Alternatives Program (TAP) now STBG Set-Aside. These funds are distributed to projects in the Spokane region by the SRTC Board through a competitive prioritization process; it is SRTC's responsibility for these funds to be obligated on projects in an expedient manner.

Table 4 summarizes the obligations of regionally-managed federal funds. SRTC member agencies were successful in obligating \$16 million in regionally-managed federal funds in 2016.

Table 4. Regionally-Managed Federal Obligations by Fund Source, in millions


Fund Type	Federal Funds Programmed (2016 Program)	Federal Funds Obligated	Percentage
CMAQ	\$3.1	\$6.7	217%
STP / STBG (Regional)	\$4.4	\$8.4	191%
TAP / STBG Set-Aside (Regional)	\$0.8	\$1.1	145%
TOTAL	\$8.3	\$16.3	197%



**Safe Routes to School
Spokane County**

Closed Projects

The final stage of project delivery is the project close out process. After a project has been completed, the close out process wraps up any final reimbursements and officially closes the project. If a project has come in under budget, some de-obligations of federal funds may occur during close out. In 2016, 18 projects were closed (see **Table 5** on the next page), with nearly \$1.2 million in de-obligated federal funds.



Molter Road Roundabout Liberty Lake, WA

Table 5. 2016 Closed Projects

Lead Agency	Project Name	Fund Type	De-Obligated Funds
Spokane	Centennial Trail Gap Crossing Study	STP Regional	\$54,201
Spokane	Francis Ave. – Division to ECL ITS	CMAQ	\$110,054
Spokane	High Drive and 29 th Avenue Congestion Mitigation	CMAQ	\$155,700
Spokane Airport Board	Spotted Rd/Airport Dr Traffic Study	STP Regional	\$46,331
Spokane County	CTR/TDM Maintenance, Enhancement and Partnership Programs	CMAQ	
Spokane Regional Health Dist.	Spokane County Safe Routes to School Program	TAP	
Spokane Regional Health Dist.	2015 – Walk Bike Bus Spokane	CMAQ	
Spokane Valley	Mansfield Avenue Connection	CMAQ	\$120,096
Spokane Valley	Sprague Avenue Street Preservation	STP Regional	\$230,527
Spokane Valley	University Road Overpass Study	STP Regional	\$32,880
Spokane Valley	Sullivan Road Corridor Study	STP Regional	\$32,481
Spokane Valley	Spokane Valley – Millwood Trail	Enhancement	\$402,300
Spokane Valley	Argonne Corridor, I-90 to Trent	CMAQ	
SRTC	Metropolitan Transportation Planning - 2015	STP Regional	
SRTC	Horizon 2040 Implementation Toolkit	STP Regional	\$551
SRTC	Metropolitan Transportation Planning - 2016	STP Regional	
WSDOT	Flint Rd. and Sunset Hwy (US Hwy 2) Traffic Signal	HSIP	
WSDOT	I-90/Liberty Lake Roundabout	STP Regional	

De-Obligations of SRTC's Regionally-Managed Funds

Depending on the source of funding, de-obligated funds are returned to the Federal Transit Administration (FTA), Federal Highway Administration (FHWA), WSDOT, or SRTC. De-obligated funds that are returned to FHWA, FTA or WSDOT are unlikely to be reprogrammed on other projects within the Spokane region. However, de-obligations of regionally-managed federal funds are returned to SRTC and redistributed to other projects within Spokane County. **Table 6** summarizes the 2016 de-obligations of these regionally-managed funds.

Table 6. 2016 De-Obligations of Regionally-Managed Funds

Fund Type	De-Obligated Funds
CMAQ	\$385,580
STP / STBG (Regional)	\$396,971
TAP / STBG Set-Aside (Regional)	\$402,300
TOTAL	\$1,185,121

Regionally-managed funds that de-obligate throughout the year are added to SRTC's balance of available funds. When the current balance exceeds the amount programmed on projects in the current TIP, excess funds can be used for a variety of purposes, including: (1) to accelerate the delivery of a project that is programmed for construction or implementation in a future year, (2) to cover cost overruns on current projects, (3) to select and fund one or more projects from a contingency list, or (4) to increase the amount available in a future call for projects.

Typically, de-obligations that occur throughout the year produce a relatively modest balance in excess funds.



ACRONYMS

Federal Fund Types

The acronyms for federal funding programs used in this report are provided below.

ARRA	American Recovery and Reinvestment Act
BR	Highway Bridge (rescinded in MAP-21)
CMAQ	Congestion Mitigation and Air Quality Improvement Program
DEMO	Demonstration program (federal discretionary)
Discretionary	Federal Discretionary programs
Equity Bonus	Equity Bonus Funds
FTA 5307	Urbanized Area Formula Program
FTA 5309	Bus and Bus Facilities (rescinded in MAP-21)
FTA 5311	Rural Assistance Program
FTA 5316	Job Access Reverse Commute
FTA 5317	New Freedom
FTA 5339	Bus and Bus Facilities
HSIP	Highway Safety Improvement Program
IM	Interstate Maintenance (rescinded in MAP-21)
NHPP	National Highway Performance Program
NHS	National highway System (rescinded in MAP-21)
STP(Bridge)	Surface Transportation Program – funds for bridge projects
STP(F)	Surface Transportation Program –Flex
STP(Priorities)	Surface Transportation Program – Priorities
STP/STBG(Regional)	Regional allocations of STP/STBG, including rural (R), urban large (UL), and urban small (US)
TAP/STBG Set-Aside(Regional)	Regional allocations of TAP/STBG Set-Aside, including rural (R), urban large (UL), and urban small (US)
TAP(SR)	Transportation Alternative Program – funds for safe routes to school

Project Phases

Construction projects typically have a preliminary engineering and design (PE) phase and construction (CN) phase. A right-of-way (RW) may also be needed to complete the project. For non-construction projects, there is typically only one phase which is listed as either CN (for procurement of equipment or vehicles) or Other (for planning projects or program implementation).

PE	Preliminary engineering and design
RW	Right-of-way acquisition
CN	Construction or procurement
Other	Planning project or other non-construction project

Other Acronyms

Other acronyms included in this report are provided below.

FHWA	Federal Highway Administration
FTA	Federal Transit Administration
FFY	Federal Fiscal Year
MPO	Metropolitan Planning Organization
MTP	Metropolitan Transportation Plan
RTPO	Regional Transportation Planning Organization
SRTC	Spokane Regional Transportation Council
STA	Spokane Transit Authority
TIP	Transportation Improvement Program
TAM	Transportation Management Area
TDM	Transportation Demand Management
TSMO	Transportation Systems Management & Operations
WSDOT	Washington State Department of Transportation

Thurston Regional Planning Council

Annual Listing of Obligated MPO Projects

CY 2016



March, 2017

2424 Heritage Court SW, Suite A,
Olympia, WA 98502
360.956.7575 www.trpc.org



About TRPC

Thurston Regional Planning Council (TRPC), established in 1967, is a 21-member intergovernmental board made up of local governmental jurisdictions within Thurston County, plus the Confederated Tribes of the Chehalis Reservation and the Nisqually Indian Tribe. As the federally designated Metropolitan Planning Organization (MPO) and state designated Regional Transportation Planning Organization (RTPO), the Regional Council ensures a continuing, comprehensive, and coordinated approach to local, regional and state transportation planning.

The MPO boundary includes the cities of Lacey, Olympia and Tumwater, plus an area roughly approximating these cities urban growth areas. The annual obligation report focuses on projects within the MPO.

Annual Obligation Report

Federal regulations [23 CFR 450.332] require the MPO, in cooperation with public transportation operators and the State, to compile an annual listing of federal transportation funds from 23 USC and 49 USC Chapter 53, awarded in the metropolitan area and obligated during the previous year. These are essentially funds administered by the Federal Highway Administration (FHWA) and the Federal Transit Administration (FTA). Projects awarded federal highway and transit transportation funds are required to be programed in the metropolitan Transportation Improvement Program (MTIP) and into the Statewide Transportation Improvement Program (or STIP) before they can be authorized to proceed obligating and expending those funds.

The annual obligation report must include for each project sufficient descriptive material from the MTIP to identify the project and responsible agencies [23 CFR 450.324(e)(1 and 4)], such as type of work, termini and length. It must report for each project, the amount of federal funds requested in the MTIP (over the 4 years it covers), the federal funding that was obligated during the preceding year, and the federal funding remaining and available for subsequent years.

The report is submitted to the Washington State Department of Transportation (WSDOT) for inclusion in the STIP.

For More Information

TRPC's website, www.trpc.org, provides information on the MTIP, the long range transportation plan, the regional work program and a variety of ongoing projects. Questions about the annual obligation report or other regional transportation activities may be directed to TRPC by email at info@trpc.org, by phone at 360.956.7575 or by regular post at 2424 Heritage Court SW, Olympia, WA 98502. If you need special accommodations please call us at 360-956-7575 and ask for the ADA Coordinator. For TDD users, please use the State's toll-free relay service, (800) 833-6388, and ask the operator to dial 360-956-7575. Arrangements can be made to review and comment in other languages.

Annual Listing of Obligated MPO Projects: CY 2016

Thurston Regional Planning Council (TRPC)



Project Information

Federal Funds

Intercity Transit STIP ID: 1506-006

Federal ID: FT16(010)

Bus Stop Enhancements for Safety and Accessibility

Improve approximately 30 existing bus stop locations in Intercity Transit's service district including Olympia, Lacey, Tumwater and Thurston County. The purpose of this effort is to: a) increase pedestrian accessibility, including federal ADA requirements for sidewalks, and b) incorporate sidewalk design elements that construct accessible landing pads for bus ramp deployment including, where appropriate, improvements to curbing and street storm water flow. These improvements increase operational functionality and safety at the stop for both the transit vehicle/driver, the riding public and in particular for people with physical limitations or impairments.

Facility: Intercity Transit's service area
Termini: N/A
Length: N/A

Fund Code	TIP Amount	Obligated Amt.	Remaining
TAP	\$150,725	\$150,725	\$0

Intercity Transit STIP ID: 1506-007

Federal ID: FT16(011)

Tumwater Square Station: Transit, Pedestrian & Bike Facility Improvements

In partnership with the City of Tumwater, reconstruct Tumwater Square Transit Station to allow more transit connections, widen sidewalks and enhance pedestrian crossings to improve safety on both sides of Cleveland Ave. and provide bike storage facilities.

Facility: Tumwater Square Station
Termini: vic Capitol Blvd SE to vic Custer Way SE
Length: 0.2 miles

Fund Code	TIP Amount	Obligated Amt.	Remaining
CMAQ	\$198,950	\$198,950	\$0

Intercity Transit STIP ID: 1506-001

Federal ID: FT16(008)

UST Replacement Construction (Pattison Street Facility Phase 1 Renovation and Expansion)

Decommission 10 original single-walled Underground Storage Tanks (UST's). Install new fuel USTs on property adjoining the existing facilities; install new above ground lubricant tanks in a remodeled lubricant room in the existing Maintenance Facility; and construct a new unleaded fueling island close to the new fuel USTs. Pave the existing facility's parking area with appropriate sub-structure, concrete, striping, fencing, lighting and landscaping.

Facility: Pattison Street
Termini: vic Martin Way E to Vic Pacific Avenue SE
Length: N/A

Fund Code	TIP Amount	Obligated Amt.	Remaining
STP(US)	\$1,700,000	\$1,700,000	\$0

Annual Listing of Obligated MPO Projects: CY 2016

Thurston Regional Planning Council (TRPC)



Project Information

Federal Funds

Intercity Transit

STIP ID: 1506-008

Federal ID: FT16(009)

Walk-N-Roll Program

The Walk N Roll program reduces drive-alone trips to school and builds the next generation of safe and healthy pedestrians, cyclists, and transit users. This continuing, established, school-based public education and outreach program helps students and families to access their community through active and sustainable forms of transportation, and positively influences air quality by reducing congestion and idling on the trip to school.

Facility: Intercity Transit's service district in Air Quality conformity area

Termini: N/A

Length: N/A

Fund Code	TIP Amount	Obligated Amt.	Remaining
CMAQ	\$80,000	\$80,000	\$0

Lacey

STIP ID: LACEY11002

Federal ID: 5291(001)

Hogum Bay Truck Route

Construct a roundabout and improve roadway to add bike lanes, sidewalks, and other urban amenities. Emphasis to be placed on structural loading for truck route.

Facility: Hogum Bay

Termini: Interstate 5 to Hawks Prairie Road

Length: 0.5 miles

Fund Code	TIP Amount	Obligated Amt.	Remaining
STP(US)	\$518,565	\$518,565	\$0

Lacey

STIP ID: Lacey11003

Federal ID: 5284(001)

Willamette Dr/31st Ave Roundabout

Roundabout

Facility: Willamette Drive

Termini: Willamette Dr NE to 31st Ave SE

Length: N/A

Fund Code	TIP Amount	Obligated Amt.	Remaining
STP(US)	\$0	(\$273,442)	\$273,442

Thurston County

Federal ID: 2034(075)

Bundle Bridge Repair and Replacement Planning

Bridge repair and replacement

Facility: Countywide

Termini: N/A

Length: N/A

Fund Code	TIP Amount	Obligated Amt.	Remaining
Technology Dept.	\$0	\$100,000	(\$100,000)

Annual Listing of Obligated MPO Projects: CY 2016

Thurston Regional Planning Council (TRPC)



Project Information

Federal Funds

Thurston County	STIP ID: WA-01229	Federal ID: 2034(065)			
Chehalis Western Trail-Pacific Ave			Fund Code	TIP Amount	Obligated Amt.
<i>Shared-use path (trail) includes proposed roundabout connection with Woodland Trail, overpass trail bridge over Pacific Ave, on/off ramps/connecting trail to sidewalks on Pacific Ave, pedestrian activated crosswalk light system at connection to trail's on/off ramps, retaining walls, fences where appropriate, drainage facilities, landscaping, other safety features, other trail connections, paving and other incidental work.</i>			TAP	\$0	(\$42,465)
Facility: Chehalis Western Trail					Remaining
Termini: Woodland Trail to I-5 Trail Overpass					\$42,465
Length: 0.4 miles					
Thurston County	STIP ID: WA-05180	Federal ID: 000S(265)			
Run-Off-Road & Intersection Safety			Fund Code	TIP Amount	Obligated Amt.
<i>Road and Intersection safety</i>			HSIP	\$0	(\$139,615)
Facility: Countywide					Remaining
Termini: N/A					\$139,615
Length: N/A					
Thurston County	STIP ID: WA-08151	Federal ID: 000S(437)			
Thurston Co Highway Safety Improvement Program - County Road Safety Plan			Fund Code	TIP Amount	Obligated Amt.
<i>This is a planning study to develop a countywide traffic safety plan. The study will include data collection and analysis in order to develop a list of proposed countywide safety improvements.</i>			HSIP	\$180,000	\$180,000
Facility: Countywide					Remaining
Termini: N/A					\$0
Length: N/A					
Thurston County	STIP ID: WA-08152	Federal ID: 000S(446)			
Thurston Co Highway Safety Improvement Program - Horizontal Curve Signing			Fund Code	TIP Amount	Obligated Amt.
<i>The project includes signing on or around horizontal curves and intersections on arterial and collector roadways throughout Thurston County.</i>			HSIP	\$141,600	\$141,600
Facility: Countywide					Remaining
Termini: N/A					\$0
Length: N/A					

Annual Listing of Obligated MPO Projects: CY 2016

Thurston Regional Planning Council (TRPC)



Project Information

Federal Funds

Thurston County	STIP ID: WA-08153	Federal ID: 000S(445)			
Thurston Co Highway Safety Improvement Program - Traffic Signals		Fund Code	TIP Amount	Obligated Amt.	Remaining
<i>This project includes providing flashing yellow arrow displays, supplemental signal displays, and other ancillary traffic signal work.</i>		HSIP	\$71,000	\$71,000	\$0
Facility: Mud Bay Rd.					
Termini: Mud Bay Rd at Delphi Road NW					
Length: N/A					
Thurston County	STIP ID: WA-01367	Federal ID: 5252(010)			
Yelm Highway & Meridian Rd Intersection		Fund Code	TIP Amount	Obligated Amt.	Remaining
<i>This intersection has been identified as a Intersection Analysis Location. By constructing a roundabout, this project has the potential to reduce the frequency and severity of collisions and improve motorist safety.</i>		STP(US)	\$0	(\$250,000)	\$250,000
Facility: Yelm Highway					
Termini: 1000' W of Meridian to 1000' E of Meridian					
Length: 0.38 miles					
Thurston Regional Planning Council	STIP ID: TRPC1601	Federal ID: 2034(074)			
SFY 17-18 Regional Transportation Work Program		Fund Code	TIP Amount	Obligated Amt.	Remaining
<i>Planning activities in the work program of regionally determined transportation initiatives. See UPWP.</i>		STP(US)	\$1,200,000	\$1,200,000	\$0
Facility: Countywide					
Termini: N/A					
Length: N/A					
WSDOT	STIP ID: 300015S34	Federal ID: 9999(776)			
15-17 OR Region Wide Basic Safety - Signing		Fund Code	TIP Amount	Obligated Amt.	Remaining
<i>To address region wide work and/or non-operational signing which may also include sign posts. This will assist the traveling public with sign visibility.</i>		STP	\$95,767	\$175,836	(\$80,069)
Facility: Region wide		HSIP	\$0	\$41,108	(\$41,108)
Termini: Various		NHPP	\$0	\$44,244	(\$44,244)
Length: Various					
WSDOT	STIP ID: 300543Q	Federal ID: 0052(210)			
I-5 / Trospen Rd to Marvin Road - Signal Upgrade		Fund Code	TIP Amount	Obligated Amt.	Remaining
<i>Upgrade or replace signal controllers to integrate with Cities of Tumwater, Olympia and Lacey signals.</i>		CMAQ	\$0	\$0	\$0
Facility: Interstate 5					
Termini: MP 102.83 to MP 111.94					
Length: N/A					

Annual Listing of Obligated MPO Projects: CY 2016

Thurston Regional Planning Council (TRPC)



Project Information

Federal Funds

WSDOT

STIP ID: 300599L

Federal ID: 0053(972)

I-5 / Vicinity Tumwater Blvd to Gravelly Lake Dr - Paving

Pavement condition rating is projected to drop below the adopted standard. By overlaying the existing roadway with hot mix asphalt, the existing pavement condition rating will be increased to be within adopted standards.

Facility: Interstate 5

Termini: Tumwater Blvd to Gravelly Lake Dr

Length: N/A

Fund Code

NHPP

TIP Amount

\$0

Obligated Amt.

(\$3,483)

Remaining

\$3,483



Walla Walla Valley
Metropolitan and Sub-Regional
Transportation Planning Organization

Annual Listing of Obligated Projects -
January 1, 2016 through December 31, 2016

Final - March 1, 2017
Adopted by the Policy Board

Acknowledgements

This report is the product of a study financed in part by the U.S. Department of Transportation (Federal Highway Administration and Federal Transit Administration), the Oregon and Washington State Departments of Transportation, and local government contributions.

The contents of this report reflect the views of the Walla Walla Valley Metropolitan Planning Organization/ Sub-Regional Transportation Planning Organization (WWVMPO/SRTPO), which is responsible for the facts and the accuracy of the data presented herein. The contents do not necessarily reflect official views or policy of the U.S. Department of Transportation. Approval of the report by federal or state agencies constitutes acceptance of the report as evidence of work performed, but does not imply endorsement of the report's findings or recommendations. This report does not constitute a standard, specification, or regulation.

Please Contact the WWVMPO/SRTPO for
Questions, Concerns, or Comments

107 South Third Avenue
Walla Walla, WA 99362
Phone 509-876-8001
Fax 509-876-8003
wwwmpo.org

Walla Walla Valley Metropolitan Planning Organization/Sub-Regional Transportation Planning Organization Membership and Committee Roster

Walla Walla Valley Metropolitan Planning Organization (WWVMPO) Member Agencies

City of College Place (WA) • City of Milton-Freewater (OR) • City of Walla Walla (WA) • Umatilla County (OR) • Walla Walla County (WA) • Port of Walla Walla (WA) • Valley Transit (WA) • Oregon Department of Transportation (OR) • Washington State Department of Transportation (WA)

Walla Walla Sub-Regional Transportation Planning Organization (SRTPO) Member Agencies

City of College Place (WA) • City of Prescott (WA) • City of Waitsburg (WA) • City of Walla Walla (WA) • Port of Walla Walla (WA) • Valley Transit (WA) • Walla Walla County (WA) • Washington State Department of Transportation (WA)

WWVMPO/SRTPO Policy Board (PB)

Harvey Crowder, Mayor, City of College Place
Linda Hall, City Manager, City of Milton-Freewater
Steve Heimbigner, Mayor, City of Prescott
Randy Hinchliffe, City Administrator, City of Waitsburg
Allen Pomraning, Mayor, City of Walla Walla
Larry Givens, County Commissioner, Umatilla County
Jim Johnson, County Commissioner, Walla Walla County
Ron Dunning, Commissioner, Port of Walla Walla
Dick Fondahn, General Manager, Valley Transit
Craig Sipp, Region Manager, ODOT Region 5
Todd Trepanier, Regional Administrator, WSDOT South Central Region

WWVMPO/SRTPO Technical Advisory Committee (TAC)

Paul Hartwig, Public Works Director, City of College Place
Gina Hartzheim, City Planner, City of Milton-Freewater
Steve Heimbigner, Mayor, City of Prescott
Randy Hinchliffe, City Administrator, City of Waitsburg
Neal Chavre, City Engineer, City of Walla Walla
Robert (Bob) Waldher, Senior Planner, Umatilla County
Randy Glaeser, Public Works Director, Walla Walla County
Jeanine Gordon, Transit Program Manager, Confederated Tribes of the Umatilla Indian Reservation
Paul Gerola, Economic Development Director, Port of Walla Walla
Ed McCaw, Deputy General Manager, Valley Transit
Teresa Penninger, Planning and Program Manager, ODOT
Paul Gonseth, Planning Engineer, WSDOT

Bi-State Coordination Workgroup

Sharleen Bakeman, Federal Highway Administration
Jeremy Borrego, Federal Transit Administration
Teresa Penninger, Planning and Program Manager, ODOT
Linda Howell, Public Transportation Community Liaison, WSDOT
Paul Gonseth, Planning Engineer, WSDOT
Doug Cox, Tribal and Regional Coordination Liaison, WSDOT

WWVMPO/SRTPO Staff

Andrea Weckmueller-Behringer, Executive Director
Elaine Dawson, Planning Assistant

Table of Contents

Introduction	1
Walla Walla Valley Metropolitan Planning Organization	1
Walla Walla Sub-Regional Transportation Planning Organization	1
Purpose and Scope of Transportation Plans and Programs	3
Walla Walla Valley Metropolitan and Regional Transportation - 2040 Plan.....	3
Metropolitan and Regional Transportation Improvement Program.....	4
Purpose and Scope of the Annual Listing of Obligated Projects	5
Regulatory Requirements.....	5
Frequently Used Terminology	5
List of Calendar Year 2016 Obligations.....	8
Appendix - Public Comments.....	I
Public Comment Period - February 14 through February 28, 2017	I

Introduction

Transportation services and facilities cross jurisdictional boundaries, although the traveling public views the system as continuous facilities that connect them to a destination. Creating this seamless transportation system for all users requires cooperation and close coordination of efforts from all entities involved in implementing, maintaining, and improving individual network segments. Metropolitan and regional transportation planning organizations are tasked to facilitate the coordinated planning and implementation of transportation investments.

Walla Walla Valley Metropolitan Planning Organization

Established on March 27, 2013, the Walla Walla Valley Metropolitan Planning Organization (WWVMPO) is a bi-state transportation planning agency located in the Walla Walla Valley region. As the federally designated MPO for an urbanized area with a population greater than 50,000, the WWVMPO carries out the **continuing, cooperative, and comprehensive (3C) multimodal transportation planning process** that encourages and promotes the safe and efficient development, management, and operation of surface transportation systems to serve the mobility needs of people and freight and to foster economic growth and development, while minimizing transportation-related fuel consumption and air pollution. ([23 USC 134](#))

Federal regulations require the WWVMPO to develop a regionally coordinated long-range transportation plan and short-range improvement program to ensure consistency and efficient use of federal transportation funds. The MPO planning area, shown in the figure on the next page, includes the cities of College Place, Milton-Freewater, and Walla Walla, and portions of the counties of Umatilla and Walla Walla.

The majority of funding for the WWVMPO is provided through transportation planning grants from the Federal Highway Administration (FHWA) and Federal Transit Administration (FTA), administered and supported by the Oregon and Washington State departments of transportation (ODOT and WSDOT).

Walla Walla Sub-Regional Transportation Planning Organization

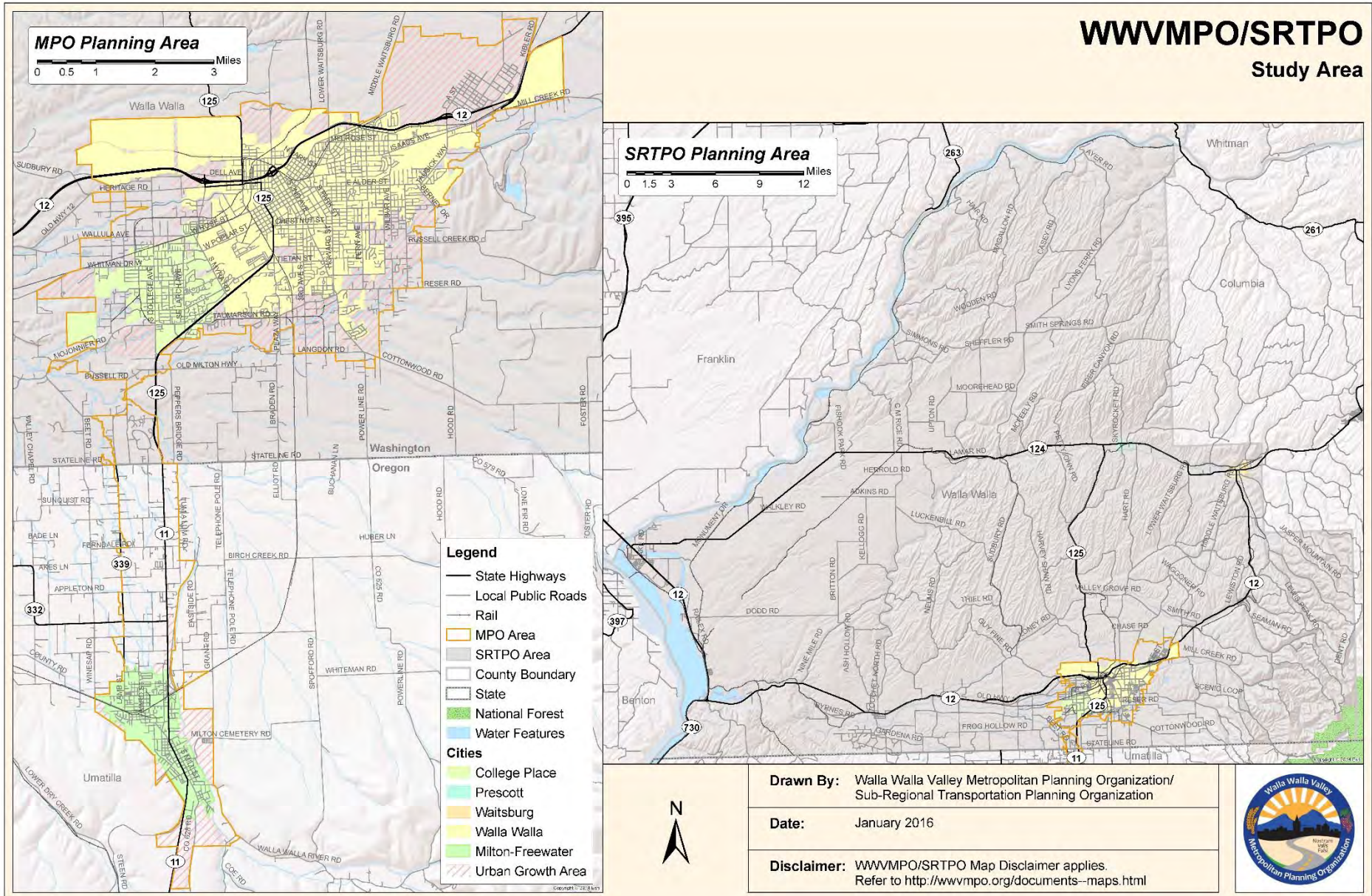
The Walla Walla Sub-Regional Transportation Planning Organization (SRTPO) was created by an agreement, effective July 1, 2013, between the Benton-Franklin-Walla Walla Regional Transportation Planning Organization (RTPO) and the WWVMPO as a means to make regional planning efforts with the new MPO more efficient. The SRTPO boundary, also shown in figure on Page 2, assigns almost all of Walla Walla County to the WWVMPO, as the area covered under the newly developed SRTPO. The Burbank area, a small portion of western Walla Walla County, is by U.S. Census determination within the Kennewick-Pasco-Richland urbanized area. Therefore, this portion of Walla Walla County is part of the Benton-Franklin RTPO and MPO planning area.

The Walla Walla SRTPO activities comply with Washington State's RTPO requirements ([RCW 47.80](#)), which call for **transportation planning, at all jurisdictional levels, to be coordinated with local comprehensive plans** in order to achieve both statewide and local transportation goals.

Instead of creating a separate Policy Board (PB) and Technical Advisory Committee (TAC) for the SRTPO, the WWVMPO chose to expand the current MPO PB and TAC to include additional members. Agencies participating as members of the SRTPO include the MPO members in Washington State and representatives from the cities of Prescott and Waitsburg.

Funding for the SRTPO is appropriated directly from WSDOT, and is used to carry out the regional transportation planning program.

Figure: Walla Walla Valley MPO and SRTPO Study Area



Purpose and Scope of Transportation Plans and Programs

Walla Walla Valley Metropolitan and Regional Transportation - 2040 Plan

Formally adopted on March 2, 2016, the Walla Walla Valley Metropolitan and Regional Transportation Plan (M/RTP) – also known as the **2040 Plan** – offers an overview of cross-jurisdictional transportation inventories, identifies region-wide issues and existing needs, and analyzes future travel demand. The focus of the 2040 Plan is to coordinate the selection of the highest priority transportation projects and programs for regional funding and implementation.

The plan is designed to provide a regional vision for future **multimodal** transportation strategies and investments that improve access and mobility within the entire Walla Walla Valley. In terms of roadways, the plan focuses only on those highways, county roads, and city streets that are deemed **regionally significant**. The 2040 Plan also addresses pedestrian, bicycle, and transit transportation infrastructure and services that perform regional functions. The Regional Transportation System therefore includes the following:

- Classified federal-aid arterial and collector roadways
- Valley Transit and Milton-Freewater Public Transportation facilities and services
- Railroads, freight and passenger intermodal facilities, and public airports
- Sidewalks, bike routes, and regional multi-use pathways


The 2040 Plan establishes the strategic framework for meeting the region’s existing and future transportation needs, and it serves as the link between local agency transportation plans, the region’s [Human Services Transportation Plan](#), and the [Oregon Transportation Plan](#) and [Washington Transportation Plan](#).

There are specific federal and state requirements related to metropolitan and regional transportation plans. Preparation of a **Metropolitan Transportation Plan (MTP)** is a Federal requirement for the urbanized areas in and around College Place, Milton-Freewater, and Walla Walla.

The Washington State Growth Management Act establishes the requirements for a **Regional Transportation Plan (RTP)**, which encompasses Walla Walla County. The Walla Walla Valley region has been tasked with meeting both the federal and state transportation planning requirements, which overlap in many areas. Local agencies understand the need to view transportation needs and issues collaboratively, and therefore combined the MTP and RTP into a single long-range plan:


- The 2040 Plan examines the transportation needs of the Walla Walla Valley over the next 25 years.
- It builds upon strategies identified by state and local agencies to address short-, mid-, and long-term needs.
- Constrained by reasonably available funding, it focuses on identifying priorities, policies, and a strategic framework to define and select investments and programs with the greatest regional benefit.
- It considers potential effects on vulnerable populations and impacts to the natural and built environment.
- It is a multi-modal plan with projects and strategies often serving more than one mode of travel and meeting multiple regional priorities.

The 2040 Plan provides clear policy and project recommendations, and guides all other transportation planning and programming activities.



Metropolitan and Regional Transportation Improvement Program

Federal and state regulations also require the WWVMPO/SRTPO to develop a short-term Transportation Improvement Program (TIP) for its Metropolitan and Sub-Regional Transportation Planning Organization study areas. Federal requirements call for a four-year, financially constrained list of projects, whereas Washington State regulations stipulate a six-year list of projects.



In lieu of producing two separate documents, the combined Walla Walla Valley Metropolitan and Regional Transportation Improvement Program (M/RTIP) is a six-year programming document, which demonstrates financial constraint for federal funds throughout the first four years of the integrated financial plan.

The M/RTIP is derived from the cities' and county's six-year **Comprehensive Transportation Programs**, developed and adopted by each of the local Washington State member entities, the **Transportation System Plans** developed by Oregon member entities, the six-year **Transit Development Plan**, developed and adopted by the local public transportation agency, and the **project lists developed by the Departments of Transportation** with jurisdiction in the planning area.

The projects contained in the M/RTIP must be **consistent with** policy and project recommendations included in the **2040 Plan**.

The M/RTIP is updated annually and functions as a project programming document and financial plan that identifies all federally funded and prioritized projects, as well as other transportation improvements of regional significance, regardless of their funding source. General steps in the development of the M/RTIP include:

- The WWVMPO/SRTPO issues a Call for Projects, based on anticipated federal funding availability.
 - Member entities select projects from the fiscally constrained project list contained in the 2040 Plan for consideration in the M/RTIP.
 - The submitted projects are prioritized using the regionally adopted project selection process.
- Local city and county governments and public transportation agencies prepare and submit their local six-year programs to WSDOT and the WWVMPO/SRTPO.
 - These programs also contain non-federally funded, but regionally significant projects.
- The WWVMPO/SRTPO reviews all projects to ensure the following –
 - All projects scheduled for federal funding are included in the TIP;
 - Projects are fiscally constrained by year and funding source;
 - All regionally significant projects are included, regardless of funding source; and
 - The M/RTIP projects are consistent with the current metropolitan and regional transportation plan - 2040 Plan.
- Consideration is given to pedestrian and bicycle transportation projects to address multimodal needs.
- The public and interested parties are afforded early and reasonable opportunity for involvement.
- All projects in the M/RTIP are consistent with Title VI of the Civil Rights Act.

The approved M/RTIP is included in the **Statewide Transportation Improvement Program (STIP)**. ODOT and WSDOT are responsible for the statewide coordination of their respective STIPs. Once local agency projects are programmed, both DOTs manage the local portion of the federal highway funds on a first-come first-served basis. Following federal approval of the STIPs, local jurisdictions may begin obligating federal funds for their projects.

Purpose and Scope of the Annual Listing of Obligated Projects

Federal funding obligated for transportation projects in the WWVMPO/SRTPO study area totaled almost \$10.3 million in calendar year 2016. The overview of these federal funding awards is documented in this Annual Listing of Obligated Projects (ALOP), which serves as record of project delivery and as a progress report for the purpose of disseminating public information and providing government transparency.

Regulatory Requirements

According to [23 CFR 450.332](#), the WWVMPO/SRTPO is required to annually publish a list of transportation improvements, for which federal funds have been obligated. While regulations give primary responsibility for this report to the WWVMPO/SRTPO, the report is a collaboration among all recipient agencies. ODOT, WSDOT, Valley Transit, and other MPO/SRTPO member entities provided information and feedback for the ALOP, which fulfills the following conditions:

- No later than 90 calendar days following the end of the program year, an annual listing must be developed for projects that received funding obligations authorized under 23 USC and 49 USC Chapter 53.
- The listing must be cooperatively prepared by the MPO, the State, and public transportation operators based on their respective, agreed upon responsibilities ([23 CFR 450.314\(a\)](#)).
- For activities within the MPO planning area, the Annual Listing of Obligated Projects must include –
 - All federally funded projects authorized or revised to increase obligations in the past year;
 - Sufficient description (i.e., type of work, termini and length) to identify the project or phase, along with information on the lead agency for the particular project or phase;
 - Federal funding requested in the TIP;
 - Federal funding obligated during the past year; and
 - Federal funding remaining and available for subsequent years.
- The listing is published in accordance with your MPO's public participation criteria for the TIP.

Based on this guidance, the ALOP only lists transportation projects that received federal funds during the reporting period, which is defined as **calendar year 2016** for this report. Other projects that were programmed, but received no federal obligation, are not included. A single project may also appear multiple times in this report, due to obligation activity occurring for different phases of the same project, multiple transactions occurring within the reporting period, or by way of using multiple federal funding sources on a single project.

Frequently Used Terminology

Obligation

In the context of this report, obligation is the federal government's **legal commitment to pay the Federal share** of a project's cost, and an obligated project is one that has been authorized by the federal agency as meeting eligibility requirements. The amount of the obligation usually does not equal the total cost of the project, as an obligation may be for only one phase of a multi-phased project, and the obligation amount does not account for state or local funding contributions. It is also important to understand that projects, for which funds have been obligated, are not necessarily initiated or completed in the indicated year.

For FTA funded projects, obligation occurs when the FTA **grant is awarded**. For FHWA funded projects, obligation occurs when a **project agreement is executed**, and the State or local grantee requests that the funds be obligated. Thereafter, the recipient can begin incurring eligible project expenses; subsequent **reimbursement requests** must demonstrate that the incurred costs are consistent with the project agreement and all applicable federal rules.

Deobligation

In the event that the obligated funding set aside for a specific project has not been spent, deobligation (also called release) occurs and the promise of funds is returned to the federal government.

Project Phase

Project implementation most often occurs in phases. Typically, obligation covers a particular phase of a project, such as the preliminary engineering or purchase of right-of-way for a highway project. Therefore, projects listed in this report indicate the phase or portion of work for which the federal funds have been secured.

- **Preliminary Engineering** - includes evaluation of a range of design options and elements; data on which to base final design is gathered, including community needs and desires. This phase may include preparation of detailed plans adequate for construction contracting.
- **Right of Way** - involves securing all of the land needed for a project. This phase includes detailed property identification, settlements with owners, and obtaining any necessary permits.
- **Construction** - carries a project from the authorization to begin construction through the final payment to contractors.

In specific cases, projects may also include phases related to planning, environmental assessment, or utility relocation activities.

Project Funding Sources

Transportation projects are funded from a variety of sources, and federal funds rarely cover a project's full cost. Most federal programs require a non-federal match, which typically accounts for 10.27 percent of the total cost for projects in the Oregon portion of the study area and 13.5 percent for projects implemented in the Washington State portion of the WWVMPO/SRTPO.

The overview of federal funding covers just a small portion of the sources available to the MPO/SRTPO members, but addresses all federal funding identified in the obligation table. For a complete listing of potential funding sources, please review the WSDOT [STIP Training Manual](#) (P. 74ff).

- **Surface Transportation Block Grant (STBG)** – as continuation of the Surface Transportation Program (STP) funding, the STBG program provides flexible funding that may be used by state DOTs, counties, and cities for projects to preserve and improve the conditions and performance on any Federal-aid highway, bridge, and tunnel project on any public road. Also eligible are pedestrian and bicycle infrastructure and transit capital projects, including intercity bus terminals. The STBG program includes sub-allocated funds based on population (US = Urban Small; R = Rural) and flexible funds for use anywhere.
- **STBG Set-aside for Transportation Alternatives (TA)** – as a continuation of Transportation Alternatives Program (TAP) funding, the TA program provides funding for programs and projects defined as transportation alternatives, including on- and off-road pedestrian and bicycle facilities; infrastructure projects for improving non-driver access to public transportation and enhanced mobility; community improvement activities and environmental mitigation; recreational trail program projects; safe routes to school projects; and projects for the planning, design, or construction of boulevards and other roadways largely in the right-of-way of former Interstate System routes or other divided highways.
- **National Highway Performance Program (NHPP)** - funds construction, reconstruction, resurfacing, restoration, rehabilitation, and preservation of highways and bridges for projects located on the National Highway System (NHS); funding is also provided for bridge and tunnel inspection and evaluation, safety projects, environmental restoration and mitigation, intelligent transportation systems (ITS), and bicycle and pedestrian infrastructure.
- **Highway Safety Improvement Program (HSIP)** - provides funding for engineering countermeasures to reduce fatal and serious injury collisions in order to achieve a significant reduction in traffic fatalities and serious injuries on all public roads. These funds are made available to all state and local agencies and tribal nations, and can be applied to all public roadways. DOTs prioritize and program state and local projects based on the respective Strategic Highway Safety Plan – Oregon's Transportation Safety Action Plan (TSAP)

and Washington State’s Target Zero. The HSIP program has a set-aside for the railway/highway crossing program.

- **Federal Transit Administration (FTA)** - supports public transportation activities through several activity-specific programs. The local public transportation agency receives funds from several FTA grant programs.
 - **Section 5307 Urbanized Area Formula Grants** - are apportioned by a formula to each urbanized area, and are available for planning, capital expenditures, and operating assistance.
 - Job Access and Reverse Commute (JARC – previously **Section 5316**) program activities, which focused on providing services to low-income individuals to access jobs, became eligible activities under the Urbanized Area Formula program in 2012. This includes operating assistance with a 50 percent local match for job access and reverse commute services.
 - **Section 5310 Enhanced Mobility of Seniors and Individuals with Disabilities** - enhances mobility for seniors and persons with disabilities by providing funds for programs to serve the special needs of transit-dependent populations beyond traditional public transportation services and Americans with Disabilities Act (ADA) complementary paratransit services. Projects selected for funding must be included in a locally developed, coordinated Public Transit-Human Service Transportation Plan and included in the RTPO program in the respective area. State DOTs administer these funds through a competitive grant program.
 - New Freedom (previously **Section 5317**) activities were folded into the 5310 program in 2012. The program funded services and improvements, which benefit individuals with disabilities and go above and beyond the ADA requirements.
 - **Section 5339 Bus and Bus Facilities** - provides formula-based and competitive grants for capital funding to replace, rehabilitate, and purchase buses and related equipment, and to construct bus-related facilities.

State and local funds are significant to most transportation projects. As noted above, most federal grants require local matching funds. Local match funds are not included in the obligation amounts shown in this report.

Additional Terms used in the Obligation Table

- **Agency** - Name of the agency that is administering the project (signatory to the project agreement)
- **Project Number** - Portion of the federal aid number that uniquely identifies the project
- **Project Name** - Title of project
- **Begin** - Beginning terminus of project
- **End** - Ending terminus of project
- **Length** - Length of project (in miles)
- **STIP ID** - Unique project identifier from the Statewide Transportation Improvement Program
- **Fund Program Name** - Source of funds that were obligated/deobligated
- **Phase** - Stage of the project where the obligated/deobligated funds are being utilized –
 - PE = Preliminary Engineering; RW = Right of Way; UR = Utility Relocation; CN = Construction
- **Previous Federal** - Total federal funds previously obligated within the noted fund program and phase
- **Current Federal** - Total federal funds obligated within the noted fund program and phase as of the approved date
- **Obligated** - Change in amount of federal funds (‘Current Federal’ minus ‘Previous Federal’) within the noted fund program and phase on the approved date; if positive, funds were obligated (made available to an agency); if negative, funds were de-obligated (reduced from an agency’s available funding)
- **Approved** - Date the obligation/deobligation activity was approved by FHWA or FTA
- **Closed** - Date of the Administrative Review letter; if blank, no letter was sent during the reporting period

List of Calendar Year 2016 Obligations

The projects listed in the following table were previously approved by the WWVMPO/SRTPO Policy Board through adoption of the WWVMPO/SRTPO M/RTIP.

Agency	Project Number	Project Name	Begin	End	Length (Miles)	STIP ID	Fund Program	Phase	Previous Federal	Current Federal	Obligated	Remaining	Approved	Closed
Washington State MPO Area														
Walla Walla	9936(002)	2015 Walla Walla Pedestrian Improvements	Downtown	Downtown		WA-07119	TAP	PE	\$ 25,622.00	\$ 18,622.00	\$ (7,000.00)		2/19/2016	
Walla Walla	9936(002)	2015 Walla Walla Pedestrian Improvements	Downtown	Downtown		WA-07119	TAP	CN		\$ 127,924.00	\$ 127,924.00		2/19/2016	
Walla Walla Co.	7154(002)	Taumarson Road	MP 0.10	MP 1.72	1.62	WA-01885	STP	PE	\$ 93,446.00	\$ 93,114.22	\$ (331.78)		7/1/2016	7/22/2016
Walla Walla Co.	7154(002)	Taumarson Road	MP 0.10	MP 1.72	1.62	WA-01885	STP	CN	\$ 488,808.00	\$ 486,213.00	\$ (2,595.00)		7/1/2016	7/22/2016
Washington State MPO/SRTPO Area														
WSDOT	9999(659)	US 12 ET AL/2015 SCR Region Wide - Chip Seal				501215I	STP	CN			\$ (80,705.40)		3/22/2016	
WSDOT	9999(659)	US 12 ET AL/2015 SCR Region Wide - Chip Seal				501215I	STP	PE			\$ (9,534.00)		3/22/2016	
WSDOT	9999(756)	US 12 et al/Tri-Cities Vicinity - Paving & ADA Compliance				501215B	NHPP	CN			\$ 176,259.25		1/26/2016	
WSDOT	9999(756)	US 12 et al/Tri-Cities Vicinity - Paving & ADA Compliance				501215B	NHPP	CN			\$ (14,659.00)		3/18/2016	
Oregon MPO Area														
Milton-Freewater Public Transportation		5310 Prog Transit Service for Enhanced Mobility				19574	5310	CN		\$ 113,454.00	\$ 113,454.00		2/9/2017	
Umatilla County		Birch Cr Rd: Walla Walla River Bridge Replacement	MP 0.05	MP 0.07	0.02	18420	STP<5k	UR		\$ 44,865.00	\$ 44,865.00		5/6/2016	
Washington State SRTPO Area (for information purposes only)														
Walla Walla County	K364(006)	Mill Creek Rd #97330	MP 3.96	MP 4.36	0.4	WA-06914	HSIP	CN	\$ -	\$ 216,200.00	\$ 216,200.00		4/14/2016	
Walla Walla County	K363(001)	Foster Rd #97070	MP 1.0	MP 2.0	1	WA-06145	HSIP	CN	\$ -	\$ 341,300.00	\$ 341,300.00		7/11/2016	
Walla Walla County	36WW(002)	Middle Waitsburg Rd #95800	MP 3.0	MP 3.2	0.2	WA-02316	HSIP	CN	\$ -	\$ 151,600.00	\$ 151,600.00		4/12/2016	
Waitsburg	9936(003)	Waitsburg Sidewalk Improvements	E 8th	W 7th	0.015	waits15	TAP	PE	\$ 12,000.00	\$ -	\$ (12,000.00)		3/4/2016	3/4/2016
Waitsburg	9936(003)	Waitsburg Sidewalk Improvements	E 8th	W 7th	0.015	waits15	TAP	CN	\$ -	\$ 38,341.00	\$ 38,341.00		8/3/2016	
Waitsburg	9936(003)	Waitsburg Sidewalk Improvements	E 8th	W 7th	0.015	waits15	TAP	CN	\$ 38,341.00	\$ -	\$ (38,341.00)		12/2/2016	12/2/2016
Waitsburg	36WJ(003)	E. 7th Street Buttercup Sidewalk	Lincoln St	E. 8th St	0.16	WA-06419	TAP	CN	\$ -	\$ 73,958.00	\$ 73,958.00		8/2/2016	
Waitsburg	36WJ(003)	E. 7th Street Buttercup Sidewalk	Lincoln St	E. 8th St	0.16	WA-06419	TAP	CN	\$ 73,958.00	\$ -	\$ (73,958.00)		12/2/2016	12/2/2016
WSDOT	9999(765)	SR 10 et al/2017 SCR Region Wide - Chip Seal				502402G	STP	PE			\$ 13,950.50		2/29/2016	
WSDOT	0124(019)	SR 124 / Monument Rd / RR xing - Build Underpass				512402N	RHS	PE			\$ 35,000.00		7/11/2016	
WSDOT	0124(019)	SR 124 / Monument Rd / RR xing - Build Underpass				512402N	RHS	PE			\$ 50,000.00		7/14/2016	
WSDOT	0124(019)	SR 124 / Monument Rd / RR xing - Build Underpass				512402N	RHS	RW			\$ (50,000.00)		7/14/2016	
WSDOT	0124(019)	SR 124 / Monument Rd / RR xing - Build Underpass				512402N	RHS	CN			\$ 45,424.00		8/16/2016	
WSDOT	0124(019)	SR 124 / Monument Rd / RR xing - Build Underpass				512402N	RHS	CN			\$ 659,000.06		9/16/2016	
WSDOT	0124(019)	SR 124 / Monument Rd / RR xing - Build Underpass				512402N	RHS	CN			\$ 169,808.98		9/16/2016	
WSDOT	0124(019)	SR 124 / Monument Rd / RR xing - Build Underpass				512402N	RHS	CN			\$ 1,257,665.63		9/16/2016	
WSDOT	0124(019)	SR 124 / Monument Rd / RR xing - Build Underpass				512402N	RHS	CN			\$ 2,329,928.00		9/16/2016	
WSDOT	0124(019)	SR 124 / Monument Rd / RR xing - Build Underpass				512402N	RHS	CN			\$ 1,257,665.63		9/16/2016	
WSDOT	0124(019)	SR 124 / Monument Rd / RR xing - Build Underpass				512402N	Safety	CN			\$ 2,646,754.70		9/16/2016	
WSDOT	0124(019)	SR 124 / Monument Rd / RR xing - Build Underpass				512402N	LSSE	CN			\$ 55,261.02		12/9/2016	
WSDOT	0124(019)	SR 124 / Monument Rd / RR xing - Build Underpass				512402N	MS50	CN			\$ 174,793.24		12/9/2016	
WSDOT	0012(201)	SR12 / Nine Mile Hill to Woodward Canyon Vicinity - Build New Highway				501210T	L680	PE			\$ (17,866.04)		10/18/2016	
WSDOT	0012(226)	US 12 / SR 124 to McNary Pool WB - Paving				501215D	NHPP	PE			\$ (43,831.30)		8/9/2016	
WSDOT	0012(232)	US 12/McNary Pool to Dodd Rd & Nine Mile Cr to Old Highway 12 - Paving				501213I	NHPP	PE			\$ 338,702.00		3/30/2016	
WSDOT	0730(005)	US 730/4.1 Miles to 5.2 Miles N of Oregon Border - Rockfall Prevention				573001H	STP	PE			\$ 295,065.00		9/16/2016	

SCR - South Central Region

RHS - Rail Highway Safety

Appendix - Public Comments

Public Comment Period - February 14 through February 28, 2017

A draft of the 2016 Obligation Report for the Walla Walla Valley Metropolitan and Regional Transportation Improvement Program (WWV M/RTIP) was provided for public review from Tuesday, February 14 through February 28, 2017 at the Walla Walla Library, Waitsburg City Hall, Milton-Freewater Library, WWVMPO/SRTPO Office, and on the WWVMPO website. No comments were received.



Whatcom Council of Governments
Annual Listing of Federal Fund Obligations
Calendar Year 2016 (23 CFR 450.332)

Agency	Project Name	STIP ID	Federal Aid #	Type of Work	Begin Termni	End Termini	Length	Obligation Date	TIP Federal Funds Available	Federal Funds Obligated 2016	Federal Funds De-obligated	Federal Funds Remain	Phase	Federal Fund Type	Closure Date
Bellingham	Cordata SRTS Program	BHAM 40	5565(001)	Mobility	Mahogany Ave	Cordata Elem School	0.21	7/8/2016	778,100	103,000		675,100	PE	SRTS	
Bellingham	Mahogany Avenue	BHAM 37	5564(001)	Construction	Pacific Highway	Northwest Ave.	0.6	12/29/2016	200,000	200,000	236,900	236,900	PE, RW	STP Regional	
Bellingham	W. Maplewood Multimodal Improvements	BHAM 39	5549(001)	Mobiltiy	Alderwood Ave	Northwest Ave	0.5	7/28/2016	895,000	232,130		662,870	PE	SRTS	
Bellingham	Alabama Street Corridor Multimodal Safety Improvements	BHAM 31	5510(006)	Mobility	Cornwall Avenue	St. Clair Street	1.75	12/7/2016	1,000,000	1,000,000		0	PE, CN	STP Regional	12/13/2016
Bellingham	Boulevard/Cornwall Over-water Ped Facility	BHAM 6	0080(016)	Reconstruction	Boulevard Prk N	Cornwell Project site	0.436	6/17/2016	NA		142,674	0	PL	High Priority (SAFETEA-LU)	
Bellingham	Carl Cozier Safe Routes to School Program	BHAM 34	0080(018)	Mobility	King St	St. Paul St.	0.19	11/17/2016	4,396		4,396	0	PE, CN	SRTS	11/30/2016
Bellingham	Chestnut - Bay at Railroad	BHAM 33	9937(004)	Bridge	E. Chestnut St	Bay St.	0.07	10/17/2016	NA			0	PE, CN	Bridge	10/17/2016
Bellingham	James Street @ Abandoned Railroad Bridge	BHAM-2	5511(001)	Reconstruction	N of Woodstock	E. Orchard	0.21	7/1/2016	NA		69,536	0	PE, CN	Bridge	
Blaine	Hughes Ave Reconstruction	BLAINE 11	5633(001)	Reconstruction	Peace Portal Dr	Odell Road	0.42	3/23/2016	662,019	357,462		304,557	PE	STP Regional	
Blaine	Blaine Wharf District Interpretive	BLAINE 4		Enhancment	Various	Various		10/12/2016	4,396		4,396	0	CN	Enhancement	10/17/2016
Lummi	Kwina Drive Sidewalk-South Side	LUMMI-5	B372(002)	Mobiltiy	MP 0.761	MP 1.365	0.604	5/12/2016	164,038	164,038		0	CN	STP Regional	
Lummi	Gooseberry Point Pedestrian Project	LUMMI 1	2037(102)	Mobiltiy	Mackenzie Rd	Balch Rd	1.77	4/27/2016	333,390	333,390		0	CN	TAP	
Lynden	Pepin Creek Relocation ("Benson Rd. Culvert")	ER - N/A	0902(415)	Reconstruction	0.15 mi so. of Main St	0.7 mi no. of Main St	1.1	1/15/2016	NA	95,279		NA	RW	Emergency Relief (ER)	
Lynden	Jim Kaemingk Sr. Trail Extension	LYNDEN5	0710(004)	Mobiltiy	14th St	17th St	0.45	2/12/2016, 9/7/2016	492,490	297,334		195,156	PE, RW	Safe Routes to School, TAP	
Lynden	Riverview Road Gap Elimination	LYNDEN 13	8162(001)	Construction	7th St	Hannegan Road	0.3	3/28/2016	1,327,642	399,250		763,565	PE, RW	STP Regional	
WCOG	Booth Status Data Integration	WCOG 8	2037(110)	Planning	Cascade Gateway port	Cascade Gateway port		9/8/2016	60,550	60,550		0	PL	Technology Deployment	
WCOG	UPWP - SFY 2017	WCOG 7	2037(109)	Planning	Countywide	Countywide		9/8/2016	136,099	136,099		0	PL	STP Regional	
Whatcom	Lummi Island Dolphin & Breakwater Replacement	WHTCM 31	A373(001)	Reconstruction	Lummi Ferry Dock			5/26/2016	671,064	40,000		631,064	PE	Ferry Boat	
Whatcom	Hannegan Road/Ten Mile Creek Bridge No. 236 Replacement	WHTCM 36	T371(010)	Reconstruction	MP 6.76	MP 6.78	0.2	5/26/2016	950,000	100,000		850,000	PE	STP Regional	
Whatcom	South Pass Road Failure Repair	ER- N/A	1503(004)	Reconstruction	MP 3.50	MP. 3.65	0.15	6/17/2016		501,700		NA	CN	Emergency Relief (ER)	
Whatcom	County Roadway Safety Program	WHTCM 34	000S(440)	Safety	Various	Various		5/4/2016, 10/26/2016, 10/27/2016	680,000	673,271	6,749	0	CN	HSIP	11/3/2016
Whatcom	Slater Rd - Nooksack River Bridge No. 512	WHTCM 28	G370(002)	Preservation	MP 5.84	MP 6.04	0.2	7/1/2016	615,710		615,710	NA	PE, CN	Bridge	NA
WSDOT	SR 539/LYNDEN-ALDERGROVE PORT OF ENTRY IMPROVEMENTS	153915A37	0539(015)	Port of Entry	MP 14.55	MP 15.16	0.61	2/9/2016	NA	12,283		NA	CN	CBI	
WSDOT	NORTHWEST REGION INTERSECTION SAFETY IMPLEMENTATION (15-17)	WA-07695	9999(700)	Safety	various	various		4/7/2016, 5/25/2016, 11/9/2016	NA	12,478		NA	CN	HSIP	
WSDOT	MT BAKER AREA BST 2018		9999(691)	Preservation	various	various		9/26/2016	NA	53,513			PE	STP	
WSDOT	I-5/Custer SB SRA - Sewer Line Replacement - NWR	000537C	0055(219)	Preservation	MP 267	MP 269	2	8/1/2016	1,459,068	57,600		1,401,468	PE	NHPP	
WSDOT	SR 542 /I-5 to Britton Rd - Paving	WA-07784	0542(047)	Preservation	MP 0	MP 2.98	2.98	9/20/2016	3,789,898	68,075			PE	STP	
WSDOT	SR 9, SR 532, SR 536, & SR 544 - RUMBLESTRIP INSTALLATION	WA-07352	0009(075)	Safety	various	various		2/29/2016, 11/3/2016		108,110		NA	PE, CN	Safety	
WSDOT	SR 542/SR 9 East Junction- Intersection Improvements	WA-07785	0542(045)	Intersection	MP 14.47	MP 14.67	0.2	7/28/2016	1,407,075	237,801		1,169,274	PE	CBI	
WSDOT	I-5/SR 11 Vic to SR 548 Vic - Cable Barrier Upgrade	WA-09048	9999(778)	Safety	MP 251.34	MP 276.14	24.8	9/7/2016, 11/22/2016		241,657		NA	PE	HSIP	
WSDOT	SR 546/NORTHWOOD RD. - INTERSECTION IMPROVEMENTS	WA-07699	0546(007)	Intersection	MP 3.49	MP 3.56	0.7	2/1/2016, 3/17/2016, 4/7/2016	332,285	312,258		20,027	CN	Safety	
WSDOT	SR 542/HIGH CREEK - FISH PASSAGE	WA-05992	0542(040)	Environmental	MP 24.63	MP 25.13	0.5	11/6/2015, 2/9/2016, 3/17/2016, 8/12/2016	1,725,333	321,451		1,051,832	PE	STP	



whatcom council of governments

Whatcom Council of Governments
Annual Listing of Federal Fund Obligations
Calendar Year 2016 (23 CFR 450.332)

Agency	Project Name	STIP ID	Federal Aid #	Type of Work	Begin Termni	End Termini	Length	Obligation Date	TIP Federal Funds Available	Federal Funds Obligated 2016	Federal Funds De-obligated	Federal Funds Remain	Phase	Federal Fund Type	Closure Date
WSDOT	SR 542/HEDRICK CREEK - FISH BARRIER	154231J37	0542(036)	Environmental	MP 31.97	MP 32.02	0.5	3/4/2016, 9/7/2016, 12/16/2016, 12/21/2016	4,716,936	420,075		4,296,861	PE, RW	STP	
WSDOT	SR 542/Glacier Creek Bridge CED - Replace Bridge		0542(046)	Bridge	MP 33.42	MP 33.75	0.33	9/20/2016	1,828,758	960,000			PE	STP	
WSDOT	SR 548/KICKERVILLE RD - Intersection Improvements		0548(011)	Safety	MP 4.83	MP 5.03	0.2	10/18/2016	823,351		3,500	826,851	PE	HSIP, STP	
WSDOT	I-5/SB NULLE ROAD TO IOWA ST VICINITY - PAVING	WA-05670	0055(248)	Preservation	MP 243.47	MP 253.93	10.45	5/20/2016, 11/22/2016		1,236,828			PE, CN	CBI, NHPP	
WSDOT	I-5 / Nooksack River Bridges		0055(229)	Preservation	MP 263.05	MP 263.22	0.17	4/27/2016, 5/20/2016	109,881		109,881	0	CN	NHPP, Bridge	NA
WSDOT	I-5 / SAMISH WAY, NORTHWEST AVENUE TO SLATER ROAD VICINITY - ITS IMPROVEMENTS (ATIS)	100589B37	0055(240)	ITS	251.63	260.47	8.84	10/12/2016	6,933		6,933	0	PE, CN		NA
WSDOT	I-5 NB/NULLE RD TO SAMISH HIGHWAY VIC - NB PAVING	WA-05707	0055(246)	Preservation	MP 243.34	MP 246.04	2.7	5/20/2016	10,469		10,469	0	PE	NHS	NA
WSDOT	I-5/NB NOOKSACK RIVER TO BLAINE - PAVING	WA-05675	0055(245)	Preservation	MP 259.70	MP 275.20	15.54	3/4/2016, 4/4/2016, 8/12/2016	33,622		33,622	0	CN	NHPP, NHS, CBI	NA
WSDOT	NORTHWEST REGION BASIC SAFETY - GUARDRAIL	WA-05523	9999(671)	Safety	various	various		1/26/2016	53,138		53,138	0	CN	Safety	NA
WSDOT	NORTHWEST REGION BASIC SAFETY - SIGNING (15-17)	WA-05523	0001(114)	Safety	various	various		10/18/2016	30,000		30,000	0	CN	STP	NA
WSDOT	NORTHWEST REGION CURVE WARNING SIGNS (15-17)	WA-07646	9999(698)	Safety	various	various		7/19/2016, 8/5/2016	50,000		50,000	0	CN	Safety	NA
WSDOT	SR 542 / Cornell Creek to Fossil Creek - BST	WA-07580	0542(044)	Preservation	MP 35.76	MP 38.66	2.89	2/9/2016	3,752		3,752	0	PE	STP	NA
WSDOT	SR 548/UNNAMED CREEK TO DRAYTON HARBOR - FISH PASSAGE	WA-05987	0548(008)	Environmental	MP 11.10	MP 11.30	0.2	4/13/2016	42,938		42,938	0	PE	STP	NA
WSDOT	SR 9/VAN ZANDT - RAILROAD CROSSING IMPROVEMENTS	WA-05393	0009(069)	Rail Crossing	MP 77.29	MP 77.46	0.17	6/30/2016	22,236		22,236	0	PE, CN	Rail/Highway Safety	NA
WSDOT	WHATCOM COUNTY BST	WA-07353	2014(096)	Safety	various	various		3/8/2016	0		0	0	PE, CN	STP	NA

Metropolitan and Regional
Obligation and Closure Report For
Federal Fiscal Year 2016



Prepared by

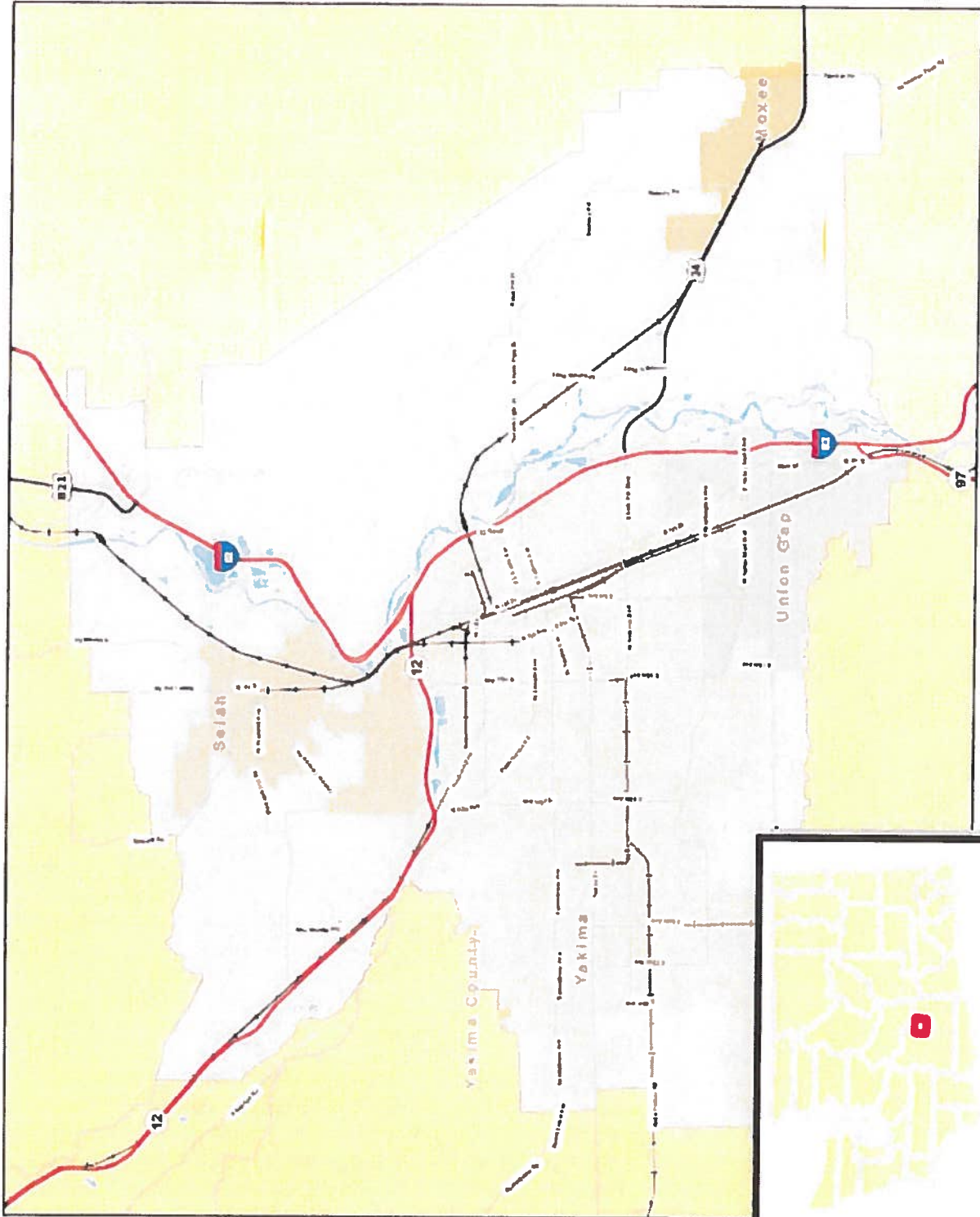
YAKIMA VALLEY CONFERENCE OF GOVERNMENTS
A Metropolitan and Regional
Transportation Planning Organization

Final
March 20, 2017



Yakima Valley Metropolitan Planning Organization Planning Area

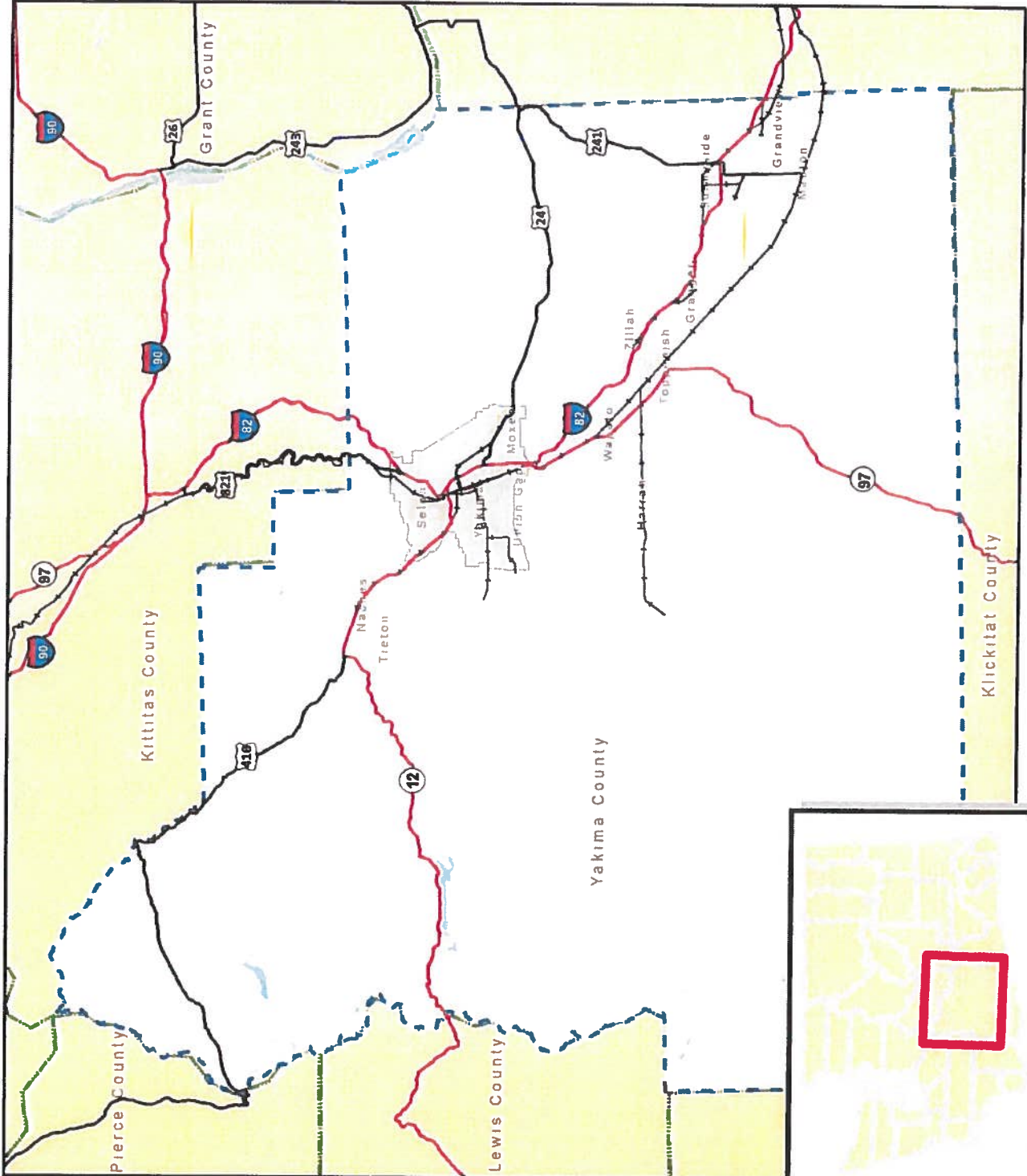
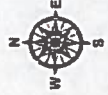
- US / State Route
- Primary Hydro
- MPO Boundary
- WA County





Yakima Valley
Regional Transportation Planning
Organization (RTPO)
Planning Area

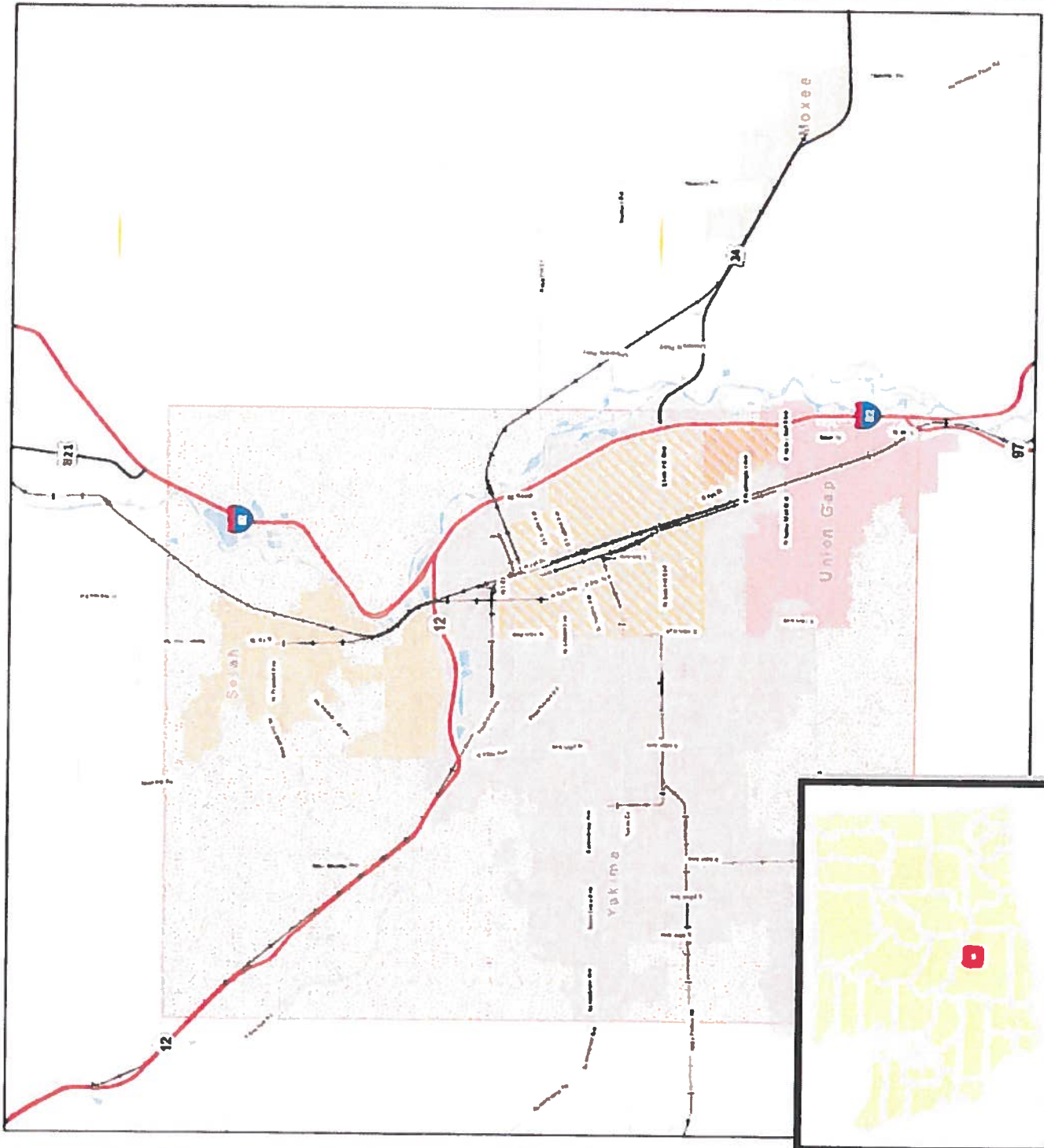
- US / State Route
- Primary Hydro
- MPO Boundary
- Yakima County
- WA County





Yakima Valley Air Quality Carbon Monoxide and PM10 Maintenance Areas

- US / State Route
- Major Roadway
- Primary Hydro
- Carbon Monoxide Maintenance Area
- PM10 Maintenance Area



Contents

Introduction.....	6
M/RTIP Purpose and Scope in Washington State.....	7
M/RTIP Development Process.....	7
Project Fund Sources.....	7
Explanation of Table Headers and Obligation Report Table.....	8
YVCOG Transportation Policy Board Members.....	10
YVCOG Transportation Technical Advisory Committee.....	10
YVCOG Staff.....	11

Attachment

- A. List of YVCOG MPO/RTPO Federal Fiscal Year Obligations and Closures.**

Introduction

The Yakima Valley Metropolitan Planning Organization (MPO):

The Yakima Valley Conference of Governments (YVCOG) is the federally designated Metropolitan Planning Organization (MPO) in Yakima County, Washington. The purpose of the MPO is to “carry out a continuing, cooperative, and comprehensive (3C) multimodal transportation planning process for the Metropolitan Planning Area (MPA) that encourages and promotes the safe and efficient development, management, and operation of surface transportation systems to serve the mobility needs of people and freight and foster economic growth and development, while minimizing transportation-related fuel consumption and air pollution...” ([23 USC Section 134](#))

Lead planning agencies receive dedicated Federal Highway Funds known as [Title 23 USC](#) Planning Funds (PL) and transit planning funds known as [Title 49 USC Section 53](#) Planning Funds (5303) to carry out their transportation programs. Reporting requirements for Federal Highway Funds are explained in [23 CFR 420.111](#). Funding is allocated through the state department of transportation based on a formula as described in [23 CFR 450.308](#) and is distributed on an annual basis tied to each MPO’s annual Unified Planning Work Program (UPWP).

Agencies participating as members of the MPO include the cities of Moxee, Selah, Union Gap, Yakima, and the Town of Naches; Yakima County; Selah Transit, Union Gap Transit, and Yakima Transit; and the Washington State Department of Transportation (WSDOT).

Regional Transportation Planning Organization (RTPO):

YVCOG is also the state-designated Regional Transportation Planning Organization (RTPO) formed via the interlocal agreement of local governments within Yakima County. One of the purposes of an RTPO is to see that provisions of the Washington State Growth Management Act ([RCW 47.80.023](#)), as further defined under Washington Administrative Code ([WAC](#)) [Section 468.86](#), are met.

The RTPO performs tasks similar to the MPO, but unlike the MPO, the RTPO includes rural and small urban areas outside of the greater metropolitan area. Often a MPO and a RTPO are combined to make transportation planning a coordinated and comprehensive process, as is the case in the Yakima Valley. Early on, the YVCOG member jurisdictions recognized the need, the desirability, and the regional benefits that result from a collaborative forum for transportation planning and decision-making. One of the duties described in this regulation is the responsibility of RTPO to certify that the transportation elements of comprehensive plans adopted by the counties, cities, and towns within their respective regions conform to the requirements of [RCW 36.70A.070](#). RTPOs also certify that the transportation elements of comprehensive plans adopted by counties, cities and towns within each region are consistent with the regional transportation plans adopted by their organization.

Funding for the RTPO is appropriated directly from the Washington State Department of Transportation and is used to carry out the regional transportation planning program. All products generated as an outcome of the work program shall go directly to the Washington State Department of Transportation. The planning efforts will be carried out by YVCOG staff in accordance with the UPWP.

Agencies participating in the RTPO include those members of the MPO along with the cities and towns of Grandview, Granger, Harrah, Mabton, Sunnyside, Tieton, Toppenish, Wapato, and Zillah.

M/RTIP Purpose and Scope in Washington State

YVCOG is required by federal and state regulations to develop Transportation Improvement Programs (TIPs) for the region's Metropolitan and Regional Transportation Planning Organizations (MPO/RTPO) which span a four-year period and are updated annually. The combined M/RTIP functions as a financial plan that identifies prioritized, regionally significant transportation projects and projects using federal funds.

The M/RTIP also aids in the coordination and cooperation of transportation planning in the region. The M/RTIP provides the public, elected officials, state and local staffs, transit providers, tribes, and other interested parties the opportunity to review regional projects for consistency with regional and local plans, goals and policies. The M/RTIP requires approval by the Transportation Policy Board, the Federal Highway Administration (FHWA), Federal Transit Administration (FTA), the Washington State Department of Transportation (WSDOT), and the Washington Governor's Office.

Approved regional TIPs are then included in the Statewide Transportation Improvement Program (STIP). WSDOT is responsible for the statewide coordination of the STIP. Once local agency projects are programmed, WSDOT manages the local portion of the federal highway funds on a fiscally restrained basis. Following federal approval of the STIP, local jurisdictions may begin obligating federal funds for their projects.

M/RTIP Development Process

The YVCOG, on behalf of member jurisdictions and agencies, uses a continuous, comprehensive, and cooperative planning process with jurisdictions and agencies as we develop the M/RTIP.

The YVCOG M/RTIP development schedule is created each year to guide its members in submitting their transportation projects successful into the STIP. The schedule is based on the calendar year.

Review and refinement occurs continuously throughout the process to arrive at a program of improvements that is both consistent with the YVCOG regional transportation plan and provides a show of financial feasibility. Steps in the development of the M/RTIP include:

- Preparation and submission of the local six-year programs to the YVCOG MPO/RTPO, and
- Project review by YVCOG staff ensuring that:
 1. All projects scheduled for federal funding are included in the TIP,
 2. All projects are fiscally constrained by showing for this M/RTIP a four-year implementation schedule and funding source by program,
 3. The 2016-2019 M/RTIP was discussed during the Unified Planning Work Program (UPWP) interagency consultation,
 4. The public and interested parties were afforded a reasonable opportunity to comment on the 2016-2019 M/RTIP,
 5. The 2016-2019 M/RTIP exhibited consistency with YVCOG's 2016-2040 Regional/Metropolitan Transportation Plan,
 6. The 2016-2019 M/RTIP was fiscally constrained,
 7. Opportunities for developing an intermodal transportation system were provided, and

8. All projects in the 2016-2019 M/RTIP were consistent with Title VI of the Civil Rights Act.

Project Funding Sources

The 2016-2019 M/RTIP was funded from a variety of federal sources. The sources from which the funds were programmed are listed below. Not all state and local funds have to be programmed in the M/RTIP. However, if these funds are used to match federal dollars described below, or if they are used for projects that require federal approval or other formal federal action, they must be included in the M/RTIP.

The following are descriptions of fund sources- Table 1

Table 1. Federal Program Abbreviations

ARRA	American Recovery and Reinvestment Act	STP	Surface Transportation Program (WSDOT only)
BIA	Bureau of Indian Affairs	STP(C)	STP Statewide Competitive Program
BR	Bridge Replacement or Rehabilitation	STP(E)	STP Transportation Enhancement
CDBG	Community Development Block Grant	STP(R)	STP Rural Regionally Selected
CMAQ	Congestion Mitigation Air Quality	STP(S)	STP Safety including hazard elimination and railroad crossing improvements
DEMO	TEA-21 Demonstration or High Priority Projects	STP(U)	STP Urban Regionally Selected
Discretionary	Ferry Boat Discretionary, Public Highway Lands, Scenic Byways, and Other	3037	FTA Job Access/Reverse Commute
DOD	Department of Defense	5307	FTA Urban Areas
HSIP	Highway Safety Improvement Program	5309	FTA Bus (Bus)
HES	Hazard Elimination Program	5309	FTA Fixed Guideways (FG)
IC	Interstate Construction	5309	FTA New Starts (NS)
IM	Interstate Maintenance	5310	FTA Elderly/Disabled Persons
NHS	National Highway System	5311	FTA Rural Areas
REV	Rural Economic Vitality (STP funded)	5316	JOB Access and Reserve Commute
SRTS	Safe Routes to School	5317	New Freedom

The table covers just a small portion of the available federal funding sources available to the MPO/RTPO members but addresses all of the funding sources identified in the obligation table. For a more comprehensive list please visit the WSDOT website at:

<http://www.wsdot.wa.gov/NR/rdonlyres/4648B428-26FF-4350-B6D7-168B8FC1FC2E/0/STIPTrainingManual.pdf>

Explanation of Table Headers and Obligation Report Table

Agency-Name of the agency that is administering the project (signatory to the local agency agreement)

Prefix-The part of the federal aid number that defines the different types of fund programs utilized on the project. Ex STPUS=Surface Transportation Program (Urban Small).

Project Number-The part of the federal aid number that uniquely identifies the project.

Project Name-Title of project.

Begin-Beginning of terminus of project.

End-Ending terminus of project.

Length-Length of project (in miles)

STIP ID-Unique project identifier from the Statewide Transportation Improvement Program.

Fund Program Name-Source of funds that were obligated/de-obligated.

Phase-The portion of the project where the obligated/de-obligated funds are being utilized.

PE=Preliminary Engineering

RW=Right of Way; and

CN=Construction

Previous Federal-The total federal funds that were obligated within the noted Fund Program and Phase prior to the Approved Date.

Current Federal-The total federal funds that are obligated within the noted Fund Program and Phase as of the Approved Date

Obligated- Change in amount of federal funds (Current Federal Minus Previous Federal) within the noted Fund Program and Phase that occurred on the Approved Date. If the amount is positive, funds were obligated (made available to an agency). If the amount is negative, funds were de-obligated (reduced from an agency's available funding).

Approved-Date the obligation/de-obligation activity was approved by FHWA.

Closed-Date of the Administrative Review letter, if applicable. If blank, no AR letter had been sent as of the last date of the report.

Notes:

- 1) The obligation report is only meant to show actual changes in obligation amounts that occur within the report's timeframe. For the 2016 Obligation Report, the time period is October 1, 2015 through September 30, 2016. Table 2 will not necessarily show all funds obligated on a project.

- 2) A single project can show up multiple times in the same report. This may be due to obligation activity occurring within different phases (PE, RW, CN) on the same date, multiple transactions (either a supplement to the local agency agreement or a final voucher adjustment) occurring within the report timeframe, and/or multiple fund programs on a single project.

Yakima Valley Conference of Governments

Member Agencies

City of Grandview	Town of Naches	City of Union Gap*
City of Granger	City of Selah*	City of Wapato
Town of Harrah	City of Sunnyside	City of Yakima*
City of Mabton	City of Tieton	Yakima County*
City of Moxee*	City of Toppenish	City of Zillah

YVCOG Executive Committee

James A. Restucci, Mayor, City of Sunnyside (Chair)
 John Hodgkinson, Member-At-Large (Vice-Chair)
 Dan Olson, Council Member, City of Union Gap - Area 1 Representative
 Mario Martinez, Mayor, City of Mabton - Area 3 Representative
 Maureen Adkison, Council Member, City of Yakima
 Mike Leita, Commissioner, Yakima County
 Janice Gonzales, Council Member Zillah – Area 2 Representative

YVCOG Transportation Policy Board

Same as YVCOG Executive Committee with the addition of:
 Todd Trepanier, Region Administrator, WSDOT SCR
 Madelyn Carlson, CEO, People for People
 Jon Smith, President/CEO, YCDA New Vision

Transportation Technical Advisory Committee

City of Grandview	Santos Trevino, Assistant Public Works Director
City of Granger	Jodie Luke, Acting Public Works Director
Town of Harrah	Barbara Harrer, Public Works Director
City of Mabton	Mario Martinez, Mayor
City of Moxee*	Byron Adams, City Services Administrator
Town of Naches	Jeff Ranger, Town Administrator
City of Selah*	Joe Henne, Public Works Director
City of Sunnyside	Shane Fisher, Public Works
City of Tieton	Mike Henderson, Public Works Director
City of Toppenish	Rocky Wallace, Public Works Director
City of Union Gap*	Dennis Henne, Public Works Director
City of Wapato	Menglou Wang, Public Works Director
City of Yakima*	Brett Sheffield, City Engineer
City of Zillah	Ardele Steele, Planning and Community Development Director
Yakima County*	Gary Ekstedt, Asst. Dir., Public Services & TAC Chair
Yakima County*	Alan Adolf, Senior Transportation Planner
WSDOT SCR*	Bill Preston, Local Program Manager

Yakima Transit*
Yakama Nation
Airport/ McAllister Field

Alvie Maxey, Transit Manager
Al Pinkham, Planning Engineer
Manager

*MPO Jurisdiction

SFY 2016 YVCOG MPO/RTPO Staff

Larry Mattson, Executive Director, Yakima Valley Conference of Governments (YVCOG)
Deborah LaCombe, MPO/RTPO Manager, YVCOG
Brian Curtin, Program Coordinator, YVCOG

Agency	Project #	Title	Begin	End	Length	STIP ID	Program	Phase	Current Fed	Previous Fed	Obligated	Approved	Closed
Grandview	8054(004)	Forsell Road Sidewalk Extension	Wallace Way	Euclid Road	0.25	WA-07407	TAP	PE	\$24,800.00	\$25,000.00	-\$200.00	5/31/2016	7/27/2016
Grandview	8054(004)	Forsell Road Sidewalk Extension	Wallace Way	Euclid Road	0.25	WA-07407	TAP	CN	\$249,500.00	\$250,000.00	-\$500.00	5/31/2016	7/27/2016
Selah	4703(004)	Warren Loop	N. First St	N. First St	0.19	WA-06482	TAP	PE	\$25,900.00	\$26,400.00	-\$500.00	6/23/2016	6/28/2016
Selah	4703(004)	Warren Loop	N. First St	N. First St	0.19	WA-06482	TAP	CN	\$188,118.08	\$186,600.00	-\$1,481.92	6/23/2016	6/28/2016
Selah	4710(001)	East Goodlander Road	North First Street	North Warsaw Road	0.4	WA-00185	STP Regional	PE	\$130,355.00	\$120,235.00	\$10,120.00	8/17/2016	
Selah	4710(001)	East Goodlander Road	North First Street	North Warsaw Road	0.4	WA-00185	STP Regional	R/W	\$39,242.00	\$81,310.00	-\$42,068.00	8/27/2016	
Sunnyside	6345(003)	16th Street Sidewalk	Yakima Valley Rd	Becker Alley Rd	0.15	D1-2013	TAP	CN	\$133,300.00	\$0.00	\$133,300.00	4/15/2016	
Sunnyside	9939(021)	6th Street and Edison Avenue Improvements Phase 1	6th Street	Edison	0.34	WA-01939	STP Regional	CN	\$2,537,366.86	\$2,551,750.00	-\$14,383.14	10/30/2015	11/5/2015
Toppenish	6411(001)	L Street Improvements	E. First Avenue	Lincoln Street	0.27	TOP 2	STP Regional	PE	\$73,376.83	\$69,309.00	\$4,067.83	3/22/2016	4/29/2016
Toppenish	6411(001)	L Street Improvements	E. First Avenue	Lincoln Street	0.27	TOP 2	STP Regional	PE	\$72,104.39	\$73,376.83	-\$1,272.44	3/22/2016	4/29/2016
Toppenish	6411(001)	L Street Improvements	E. First Avenue	Lincoln Street	0.27	TOP 2	STP Regional	CN	\$671,252.92	\$744,246.00	-\$72,993.08	11/2/2015	4/29/2016
Unken Gap	4554(005)	Valley Mall Blvd/Goodman Rd Traffic Signal	VMB/Goodman	Lang/Fbra Rd	0.2	UG27	CMAQ	PE	\$40,213.00	\$0.00	\$40,213.00	7/19/2016	
Yakima	0005(318)	Citywide Safety Improvements	Citywide	Citywide		YAK68	HSIP	PE	\$24,500.00	\$25,000.00	-\$500.00	6/30/2016	7/14/2016
Yakima	0005(318)	Citywide Safety Improvements	Citywide	Citywide		YAK68	HSIP	CN	\$375,500.00	\$375,000.00	\$500.00	6/30/2016	7/14/2016
Yakima	4648(002)	Lincoln Ave. Corridor Safety - N. 32nd Ave. to N. 5th Ave.	N. 32nd Ave.	N. 5th Ave.	1.6	YAK67	HSIP	CN	\$295,000.00	\$0.00	\$295,000.00	12/11/2015	
Yakima	4648(002)	Powertown Road Sidewalk	Cowiche Canyon Rd	Mobile Home Park	0.6	YAK75	TAP	PE	\$30,000.00	\$0.00	\$30,000.00	1/25/2016	
Yakima Co.	1502(006)	Hile Rd/Ruttenolska Creek Flood Repair	MP 1.44	MP 1.5	0.06	ER - N/A	Emergency Relief (ER)	CN	\$223,620.00	\$0.00	\$223,620.00	2/11/2016	
Yakima Co.	1502(006)	Hile Rd/Ruttenolska Creek Flood Repair	MP 1.44	MP 1.5	0.06	ER - N/A	Emergency Relief (ER)	CN	\$210,532.00	\$223,620.00	-\$13,088.00	7/1/2016	
Yakima Co.	9939(022)	Pioneer Way Bridge Replacement	MP 2.51	MP 2.61	0.1	YKCo24350A	Bridge	PE	\$84,857.29	\$83,845.00	\$912.29	5/7/2016	1/25/2016
Yakima Co.	9939(022)	Pioneer Way Bridge Replacement	MP 2.51	MP 2.61	0.1	YKCo24350A	Bridge	CN	\$730,645.72	\$737,580.00	-\$6,934.28	1/7/2016	1/25/2016
Yakima Co.	8391(003)	South Wapato and McDonald Road Intersection Safety	1300 ft S. of McDonald Road	1300 ft. N. of McDonald Road	0.5	C-332B	WA State Legislature Earmark	PE	\$15,000.00	\$80,000.00	-\$65,000.00	5/9/2016	5/17/2016
Yakima Co.	0392(001)	N. Meyers Rd. Bridge #485	MP 3.02	MP 3.42	0.4	C-2996	Bridge	CN	\$9,430,617.00	\$0.00	\$9,430,617.00	12/11/2015	
Yakima Co.	0392(001)	Meyers Rd N Bridge	MP 2.77	MP 2.87	0.1	YKCo70410B	Bridge	CN	\$1,709,926.00	\$0.00	\$1,709,926.00	7/11/2016	
Yakima Co.	W939(001)	Waches-Theton Road	N. Cowiche Road	S. Waches Road	1.6	YKCo22040A	STP Regional	CN	\$5,060,957.90	\$5,144,750.00	-\$85,792.10	10/29/2015	11/5/2015

Agency	Prefix	Project #	Title	Begin	End	Length	STIP ID	Program	Phase	Closed	Obligated
Grandview	TAP	8054(004)	Forsell Road Sidewalk Extension	Wallace Way	Euclid Road	0.25	WA-07407	TAP	PE	7/22/2016	\$24,800.00
Grandview	TAP	8054(004)	Forsell Road Sidewalk Extension	Wallace Way	Euclid Road	0.25	WA-07407	TAP	CN	7/22/2016	\$249,500.00
Selah	TAP	4703(004)	Wernex Loop	N. First St	N. First St	0.19	WA-06482	TAP	PE	6/28/2016	\$25,900.00
Selah	TAP	4703(004)	Wernex Loop	N. First St	N. First St	0.19	WA-06482	TAP	CN	6/28/2016	\$168,118.08
Sunnyside	STPUS	9939(021)	6th Street and Edison Avenue Improvements Phase 1	6th Street	Edison	0.34	WA-03939	STP Regional	PE	11/5/2015	\$250,000.00
Sunnyside	STPUS	9939(021)	6th Street and Edison Avenue Improvements Phase 1	6th Street	Edison	0.34	WA-03939	STP Regional	CN	11/5/2015	\$2,537,366.86
Toppenish	STPUS	6411(001)	L Street Improvements	E. First Avenue	Lincoln Street	0.27	TOP 2	STP Regional	PE	4/29/2016	\$72,104.39
Toppenish	STPUS	6411(001)	L Street Improvements	E. First Avenue	Lincoln Street	0.27	TOP 2	STP Regional	CN	4/29/2016	\$671,252.92
Yakima	HSIP	0005(318)	Citywide Safety Improvements	Citywide	Citywide		YAK68	HSIP	PE	7/14/2016	\$24,500.00
Yakima	HSIP	0005(318)	Citywide Safety Improvements	Citywide	Citywide		YAK68	HSIP	CN	7/14/2016	\$375,500.00
Yakima Co.	BR05	9939(022)	Pioneer Way Bridge Replacement	MP 2.51	MP 2.61	0.1	YkCo2435DA	Bridge	PE	1/25/2016	\$84,857.29
Yakima Co.	BR05	9939(022)	Pioneer Way Bridge Replacement	MP 2.51	MP 2.61	0.1	YkCo2435DA	Bridge	CN	1/25/2016	\$730,645.72
Yakima Co.	STPF	8391(003)	South Wapato and McDonald Road Intersection Safety	1300 ft S. of McDonald Road	1300 ft. N. of McDonald Road	0.5	C-3328	WA State Legislature Earmarks	PE	5/17/2016	\$15,000.00
Yakima Co.	STPR	W391(001)	Naches-Tieton Road	N. Cowiche Road	S. Naches Road	1.6	YkCo20400A	STP Regional	CN	11/9/2015	\$5,060,957.90



Indian Reservation Roads Programs

Federal Lands Highway

TIP Report



Entity Name	P03101 - Colville		
Program Class Code	31E		
CSTIP Type	TIP	Fiscal Year	2011
	26-AUG-11	Funding Amount	4,469,487

State	53 - Washington
Location	P03101 - Colville

PCAS	Class	Name	County	Project Type	Work Type	Phase	FY 2011 (\$)	FY 2012 (\$)	FY 2013 (\$)	FY 2014 (\$)	FY 2015 (\$)	Total
P03002R1	R	Hall Creek Road	019 - Ferry	REHAB	6	CE	0	120,000	0	0	0	120,000
						CONS	0	900,000	0	0	0	900,000
						PE	80,000	0	0	0	0	80,000
						Z	9,825	35,000	5,000	0	0	49,825
						Total	89,825	1,055,000	5,000	0	0	1,149,825
P0310101	B	Buffalo Lake Rd Bridge	019 - Ferry	BRIDGE	B7	CE	30,000	0	0	0	0	30,000
						CONS	300,000	0	0	0	0	300,000
						PE	5,000	0	0	0	0	5,000
						Z	15,000	4,600	0	0	0	19,600
						Total	350,000	4,600	0	0	0	354,600
P0310102	O	Cache Ck Emergency Ramp	047 - Okanogan	SAFETY	3	CE	0	21,749	0	0	0	21,749
						CONS	0	650,000	0	0	0	650,000
						PE	65,000	0	0	0	0	65,000
						Z	15,000	24,500	0	0	0	39,500
						Total	80,000	696,249	0	0	0	776,249
P0310103	O	Keller Ferry Replacement	019 - Ferry	FERRY	F	CE	561,132	18,000	0	0	0	579,132
						CONS	0	0	0	0	0	0
						PE	0	0	0	0	0	0
						Z	50,000	2,000	0	0	0	52,000
						Total	611,132	20,000	0	0	0	631,132
P0310104	R	Buffalo Lake Road	047 - Okanogan	RECONS	6	CE	0	50,000	3,000	0	0	53,000
						CONS	0	1,062,815	25,000	0	0	1,087,815
						PE	265,000	0	0	0	0	265,000
						Z	40,000	20,000	3,000	0	0	63,000
						Total	305,000	1,132,815	31,000	0	0	1,468,815
P0310105	R	Coyote Creek Road	047 - Okanogan	REHAB	6	CE	0	0	92,825	150,000	0	242,825
						CONS	0	0	2,652,075	1,882,140	0	4,534,215
						PE	55,000	150,000	0	0	0	205,000
						Z	75,602	75,600	45,550	50,000	0	246,752
						Total	130,602	225,600	2,790,450	2,082,140	0	5,228,792



Indian Reservation Roads Programs

Federal Lands Highway

TIP Report



Entity Name	P03101 - Colville		
Program Class Code	31E		
CSTIP Type	TIP	Fiscal Year	2011
	26-AUG-11	Funding Amount	4,469,487

State	53 - Washington
Location	P03101 - Colville

PCAS	Class	Name	County	Project Type	Work Type	Phase	FY 2011 (\$)	FY 2012 (\$)	FY 2013 (\$)	FY 2014 (\$)	FY 2015 (\$)	Total
P0310106	R	Seyler Valley Road	019 - Ferry	REHAB	6	CE	0	0	0	55,250	85,000	140,250
						CONS	0	0	0	1,168,079	3,468,201	4,636,280
						PE	0	0	580,825	0	0	580,825
						Z	0	0	45,000	38,675	59,500	143,175
						Total	0	0	625,825	1,262,004	3,612,701	5,500,530
P0310107	O	Nespelem/Omak HUD Overlays	047 - Okanogan	REHAB	6	CE	27,000	0	0	27,000	0	54,000
						CONS	360,000	0	0	360,000	0	720,000
						PE	36,000	0	0	36,000	0	72,000
						Z	18,000	0	0	18,000	0	36,000
						Total	441,000	0	0	441,000	0	882,000
P0310108	O	SR 97 Intersection Improvements near O	047 - Okanogan	SAFETY	I1	CE	70,000	0	0	0	0	70,000
						CONS	1,200,000	26,605	0	0	0	1,226,605
						PE	150,000	0	0	0	0	150,000
						Z	40,000	24,831	0	0	0	64,831
						Total	1,460,000	51,436	0	0	0	1,511,436
P0310109	O	Tribal Transit Program	047 - Okanogan	TRANSIT	T2	CE	261,643	300,000	0	0	0	561,643
						CONS	0	0	0	0	0	0
						PE	0	0	0	0	0	0
						Z	17,500	30,000	0	0	0	47,500
						Total	279,143	330,000	0	0	0	609,143
P0340100	R	Silver Creek Road	019 - Ferry	RECONS	7	CE	0	0	30,000	0	163,189	193,189
						CONS	0	0	226,119	0	3,266,336	3,492,455
						PE	6,000	230,000	0	0	0	236,000
						Z	33,496	33,946	30,000	0	156,317	253,759
						Total	39,496	263,946	286,119	0	3,585,842	4,175,403
P0343100	R	Bridge Creek Road	047 - Okanogan	RECONS	7	CE	0	0	0	17,500	17,500	35,000
						CONS	0	0	0	500,000	500,000	1,000,000
						PE	47,500	135,000	134,000	0	0	316,500
						Z	3,000	14,000	9,825	14,000	14,000	54,825
						Total	50,500	149,000	143,825	531,500	531,500	1,406,325



Indian Reservation Roads Programs Federal Lands Highway TIP Report



Entity Name	P03101 - Colville		
Program Class Code	31E		
CSTIP Type	TIP	Fiscal Year	2011
	26-AUG-11	Funding Amount	4,469,487

State	53 - Washington
Location	P03101 - Colville

		Phase	FY 2011 (\$)	FY 2012 (\$)	FY 2013 (\$)	FY 2014 (\$)	FY 2015 (\$)	Total
PCAS	P0360300	CE	4,000	24,000	0	0	0	28,000
Class	R	CONS	0	365,000	0	0	0	365,000
Name	Peter Dan Road Safety Project	PE	36,000	0	0	0	0	36,000
County	047 - Okanogan	Z	0	8,000	0	0	0	8,000
Project Type	RECONS	Total	40,000	397,000	0	0	0	437,000
Work Type	7							
PCAS	P03603R1	CE	1,000	1,000	0	0	0	2,000
Class	R	CONS	3,000	1,000	0	0	0	4,000
Name	Nespelem School Loop	PE	0	0	0	0	0	0
County	047 - Okanogan	Z	0	0	0	0	0	0
Project Type	SAFETY	Total	4,000	2,000	0	0	0	6,000
Work Type	C2							
PCAS	P0390502	CE	0	0	36,900	1,000	0	37,900
Class	R	CONS	0	0	360,000	4,000	0	364,000
Name	Keller Routes	PE	0	0	36,000	0	0	36,000
County	047 - Okanogan	Z	0	0	12,450	6,000	0	18,450
Project Type	SAFETY	Total	0	0	445,350	11,000	0	456,350
Work Type	6							
PCAS	P03RM101	CE	0	0	0	0	0	0
Class	O	CONS	0	0	0	0	0	0
Name	Colville Road Maintenance	PE	0	0	0	0	0	0
County	047 - Okanogan	Z	588,789	588,788	588,788	588,788	588,788	2,943,941
Project Type	PLANING	Total	588,789	588,788	588,788	588,788	588,788	2,943,941
Work Type	S1							
Location Subtotal			4,469,487	4,916,434	4,916,357	4,916,432	8,318,831	27,537,541



Indian Reservation Roads Programs

Federal Lands Highway

TIP Report



Entity Name	P06120 - Skokomish		
Program Class Code	31E		
CSTIP Type	TIP	Fiscal Year	2011
	19-AUG-11	Funding Amount	183,258

State	53 - Washington
Location	P06120 - Skokomish

		Phase	FY 2011 (\$)	FY 2012 (\$)	FY 2013 (\$)	FY 2014 (\$)	FY 2015 (\$)	Total
PCAS	P0612001	CE	0	0	0	0	0	0
Class	O	CONS	0	0	0	0	0	0
Name	Skokomish Transportation Planning	PE	177,087	162,940	152,940	152,540	0	645,507
County	045 - Mason	Z	0	0	0	0	0	0
Project Type	PLANING	Total	177,087	162,940	152,940	152,540	0	645,507
Work Type	P10							
PCAS	P0612002	CE	0	0	0	0	0	0
Class	R	CONS	4,699	0	0	0	0	4,699
Name	SR101 / t3ba'das	PE	0	0	0	0	0	0
County	045 - Mason	Z	0	0	0	0	0	0
Project Type	NEWCON	Total	4,699	0	0	0	0	4,699
Work Type	7							
PCAS	P06RM120	CE	0	0	0	0	0	0
Class	R	CONS	0	0	0	0	0	0
Name	ROAD MAINTENANCE 23 USC 204(C)	PE	0	0	0	0	0	0
County	045 - Mason	Z	1,472	2,001	2,000	2,399	0	7,872
Project Type	PLANING	Total	1,472	2,001	2,000	2,399	0	7,872
Work Type	S1							
PCAS	P06TR120	CE	0	0	10,000	10,000	0	20,000
Class	O	CONS	0	0	0	0	0	0
Name	Skokomish Transit	PE	0	0	0	0	0	0
County	045 - Mason	Z	0	0	0	0	0	0
Project Type	TRANSIT	Total	0	0	10,000	10,000	0	20,000
Work Type	T2							
Location Subtotal			183,258	164,941	164,940	164,939	0	678,078



Indian Reservation Roads Programs

Federal Lands Highway

TIP Report



Entity Name	P10109 - Muckleshoot		
Program Class Code	31E		
CSTIP Type	TIP	Fiscal Year	2011
	19-AUG-11	Funding Amount	111,642

State	53 - Washington
Location	P10109 - Muckleshoot

			FY 2011 (\$)	FY 2012 (\$)	FY 2013 (\$)	FY 2014 (\$)	FY 2015 (\$)	Total
PCAS	P1008700	Phase						
Class	R	CE	10,000	10,000	9,000	9,000	0	38,000
Name	SE 392nd Street	CONS	100,000	85,212	86,000	86,000	0	357,212
County	033 - King	PE	0	0	0	0	0	0
Project Type	NEWCON	Z	1,642	5,300	6,500	6,500	0	19,942
Work Type	7	Total	111,642	100,512	101,500	101,500	0	415,154
Location Subtotal			111,642	100,512	101,500	101,500	0	415,154



Indian Reservation Roads Programs

Federal Lands Highway

TIP Report



Entity Name	P10110 - Nisqually		
Program Class Code	31E		
CSTIP Type	TIP	Fiscal Year	2011
	19-AUG-11	Funding Amount	180,626

State	53 - Washington
Location	P10110 - Nisqually

			FY 2011 (\$)	FY 2012 (\$)	FY 2013 (\$)	FY 2014 (\$)	FY 2015 (\$)	Total
PCAS	P1000200	Phase						
Class	R	CE	0	0	0	0	0	0
Name	Elder's Lane I/S reconstruction	CONS	0	0	0	0	0	0
County	067 - Thurston	PE	0	0	0	1,000	0	1,000
Project Type	RECONS	Z	0	0	0	0	0	0
Work Type	7	Total	0	0	0	1,000	0	1,000
PCAS	P1011001	Phase						
Class	R	CE	19,000	38,000	15,000	15,000	0	87,000
Name	Frontage Road	CONS	19,000	67,000	115,000	115,000	0	316,000
County	067 - Thurston	PE	123,626	45,626	35,626	35,626	0	240,504
Project Type	NEWCON	Z	19,000	30,000	15,000	15,000	0	79,000
Work Type	7	Total	180,626	180,626	180,626	180,626	0	722,504
Location Subtotal			180,626	180,626	180,626	181,626	0	723,504



Indian Reservation Roads Programs Federal Lands Highway TIP Report



Entity Name	P10111 - Nooksack Indian Tribe		
Program Class Code	31E		
CSTIP Type	TIP	Fiscal Year	2011
	08-JUN-11	Funding Amount	179,771

State	53 - Washington
Location	P10111 - Nooksack Indian Tribe

		Phase	FY 2011 (\$)	FY 2012 (\$)	FY 2013 (\$)	FY 2014 (\$)	FY 2015 (\$)	Total
PCAS	P1011103	CE	0	2,000	2,000	3,000	2,000	9,000
Class	R	CONS	0	20,000	10,000	5,000	2,000	37,000
Name	First Street Expansion	PE	25,000	0	0	0	0	25,000
County	073 - Whatcom	Z	0	1,000	1,000	1,500	2,000	5,500
Project Type	RECONS	Total	25,000	23,000	13,000	9,500	6,000	76,500
Work Type	7							
PCAS	P1011104	CE	5,000	5,000	5,000	5,000	5,000	25,000
Class	B	CONS	122,771	135,000	135,000	135,000	145,000	672,771
Name	Potter Bridge Replacement	PE	0	0	0	0	0	0
County	073 - Whatcom	Z	5,000	5,000	5,000	5,000	5,000	25,000
Project Type	BRIDGE	Total	132,771	145,000	145,000	145,000	155,000	722,771
Work Type	SD							
PCAS	P10PL111	CE	0	0	0	0	0	0
Class	O	CONS	0	0	0	0	0	0
Name	Trans Planning (Inventory)	PE	7,500	8,000	9,000	0	0	24,500
County	073 - Whatcom	Z	0	0	0	0	0	0
Project Type	PLANING	Total	7,500	8,000	9,000	0	0	24,500
Work Type	P8							
PCAS	P10RM111	CE	0	0	0	0	0	0
Class	O	CONS	0	0	0	0	0	0
Name	Road Maintenance 23 USC 204(c)	PE	2,000	2,000	2,000	2,000	0	8,000
County	073 - Whatcom	Z	5,000	15,000	5,000	10,000	25,000	60,000
Project Type	SEALING	Total	7,000	17,000	7,000	12,000	25,000	68,000
Work Type	S1							
PCAS	P10SF111	CE	0	0	0	0	0	0
Class	O	CONS	1,500	1,000	1,000	5,000	10,000	18,500
Name	Reservation wide safety projects	PE	6,000	0	0	0	0	6,000
County	073 - Whatcom	Z	0	500	1,000	1,000	1,000	3,500
Project Type	SAFETY	Total	7,500	1,500	2,000	6,000	11,000	28,000
Work Type	P1							
Location Subtotal			179,771	194,500	176,000	172,500	197,000	919,771



Indian Reservation Roads Programs

Federal Lands Highway

TIP Report



Entity Name	P10114 - Port Madison (Suquamish)		
Program Class Code	31E		
CSTIP Type	TIP	Fiscal Year	2011
	19-AUG-11	Funding Amount	132,327

State	53 - Washington
Location	P10114 - Port Madison (Suquamish)

			FY 2011 (\$)	FY 2012 (\$)	FY 2013 (\$)	FY 2014 (\$)	FY 2015 (\$)	Total
PCAS	P1080600	Phase						
Class	R	CE	0	0	0	40,000	0	40,000
Name	PMIR Sackman Road South	CONS	132,000	132,000	130,000	72,327	0	466,327
County	035 - Kitsap	PE	0	0	0	0	0	0
Project Type	OVRLAY	Z	327	327	2,327	20,000	0	22,981
Work Type	7	Total	132,327	132,327	132,327	132,327	0	529,308
Location Subtotal			132,327	132,327	132,327	132,327	0	529,308



Indian Reservation Roads Programs

Federal Lands Highway

TIP Report



Entity Name	P10123 - Tualip		
Program Class Code	31E		
CSTIP Type	TIP	Fiscal Year	2011
	16-AUG-11	Funding Amount	1,437,573

State	53 - Washington
Location	P10123 - Tualip

PCAS	Class	Name	County	Project Type	Work Type	Phase	FY 2011 (\$)	FY 2012 (\$)	FY 2013 (\$)	FY 2014 (\$)	FY 2015 (\$)	Total
P1012302	O	116th Street	061 - Snohomish	BRIDGE	B1	CE	50,000	50,000	50,000	0	0	150,000
						CONS	0	400,000	250,000	0	0	650,000
						PE	100,000	0	0	0	0	100,000
						Z	50,000	0	0	0	0	50,000
						Total	200,000	450,000	300,000	0	0	950,000
P1012304	R	42nd Drive NW	061 - Snohomish	RECONS	7	CE	0	0	0	0	0	0
						CONS	0	2,000	0	0	0	2,000
						PE	0	0	0	0	0	0
						Z	0	0	0	0	0	0
						Total	0	2,000	0	0	0	2,000
P1012305	R	99th Street	061 - Snohomish	RECONS	7	CE	0	0	0	0	0	0
						CONS	0	1,000	0	0	0	1,000
						PE	0	0	0	0	0	0
						Z	0	0	0	0	0	0
						Total	0	1,000	0	0	0	1,000
P1012306	R	77th Place NW	061 - Snohomish	RECONS	7	CE	0	0	0	0	0	0
						CONS	0	2,000	0	0	0	2,000
						PE	0	0	0	0	0	0
						Z	0	0	0	0	0	0
						Total	0	2,000	0	0	0	2,000
P1012307	R	78th Place NW	061 - Snohomish	RECONS	7	CE	0	0	0	0	0	0
						CONS	0	0	0	2,000	0	2,000
						PE	0	0	0	0	0	0
						Z	0	0	0	0	0	0
						Total	0	0	0	2,000	0	2,000
P1012308	R	79th Place NW	061 - Snohomish	RECONS	7	CE	0	0	0	0	0	0
						CONS	0	0	0	2,000	0	2,000
						PE	0	0	0	0	0	0
						Z	0	0	0	0	0	0
						Total	0	0	0	2,000	0	2,000



Indian Reservation Roads Programs

Federal Lands Highway

TIP Report



Entity Name	P10123 - Tualip		
Program Class Code	31E		
CSTIP Type	TIP	Fiscal Year	2011
	16-AUG-11	Funding Amount	1,437,573

State	53 - Washington
Location	P10123 - Tualip

			FY 2011 (\$)	FY 2012 (\$)	FY 2013 (\$)	FY 2014 (\$)	FY 2015 (\$)	
PCAS	P1012309	Phase						Total
Class	R	CE	0	0	0	0	0	0
Name	79th Street NW	CONS	0	2,000	0	0	0	2,000
County	061 - Snohomish	PE	0	0	0	0	0	0
Project Type	RECONS	Z	0	0	0	0	0	0
Work Type	7	Total	0	2,000	0	0	0	2,000
PCAS	P1012310	Phase						Total
Class	R	CE	0	0	0	0	0	0
Name	Mission Beach Heights Road	CONS	0	0	0	0	2,000	2,000
County	061 - Snohomish	PE	0	0	0	0	0	0
Project Type	RECONS	Z	0	0	0	0	0	0
Work Type	7	Total	0	0	0	0	2,000	2,000
PCAS	P1012311	Phase						Total
Class	R	CE	0	0	0	0	0	0
Name	93rd Ave NE	CONS	0	0	1,050,000	1,500,000	0	2,550,000
County	061 - Snohomish	PE	100,000	200,000	0	0	0	300,000
Project Type	NEWCON	Z	0	0	0	0	0	0
Work Type	7	Total	100,000	200,000	1,050,000	1,500,000	0	2,850,000
PCAS	P1012312	Phase						Total
Class	R	CE	0	75,000	0	0	0	75,000
Name	Herman Williams Sr Drive	CONS	0	600,000	0	0	0	600,000
County	061 - Snohomish	PE	250,000	0	0	0	0	250,000
Project Type	NEWCON	Z	0	0	0	0	0	0
Work Type	7	Total	250,000	675,000	0	0	0	925,000
PCAS	P1012313	Phase						Total
Class	O	CE	0	0	0	0	0	0
Name	88th Street NE Interchange	CONS	0	0	0	0	0	0
County	061 - Snohomish	PE	200,000	200,000	0	0	0	400,000
Project Type	NEWCON	Z	0	0	0	0	0	0
Work Type	P11	Total	200,000	200,000	0	0	0	400,000
PCAS	P1012314	Phase						Total
Class	O	CE	0	0	0	0	0	0
Name	27th Ave Street Lighting	CONS	687,573	0	0	0	0	687,573
County	061 - Snohomish	PE	0	0	0	0	0	0
Project Type	SAFETY	Z	0	0	0	0	0	0
Work Type	P6	Total	687,573	0	0	0	0	687,573
Location Subtotal			1,437,573	1,532,000	1,350,000	1,504,000	2,000	5,825,573



Indian Reservation Roads Programs

Federal Lands Highway

TIP Report



Entity Name	P10138 - Snoqualmie Tribe		
Program Class Code	31E		
CSTIP Type	TIP	Fiscal Year	2011
	19-AUG-11	Funding Amount	172,681

State	53 - Washington
Location	P10138 - Snoqualmie Tribe

		Phase	FY 2011 (\$) FY 2012 (\$) FY 2013 (\$) FY 2014 (\$) FY 2015 (\$)					Total
PCAS	P1013801	CE	0	0	0	0	0	0
Class	O	CONS	0	0	0	0	0	0
Name	Snoqualmie Transportation Planning	PE	172,681	168,600	168,600	168,600	0	678,481
County	033 - King	Z	0	0	0	0	0	0
Project Type	PLANING	Total	172,681	168,600	168,600	168,600	0	678,481
Work Type	P10							
Location Subtotal			172,681	168,600	168,600	168,600	0	678,481



Indian Reservation Roads Programs

Federal Lands Highway

TIP Report



Entity Name	P12102 - Spokane		
Program Class Code	31E		
CSTIP Type	TIP	Fiscal Year	2011
	09-AUG-11	Funding Amount	747,914

State	53 - Washington
Location	P12102 - Spokane

PCAS	Class	Name	County	Project Type	Work Type	Phase	FY 2011 (\$)	FY 2012 (\$)	FY 2013 (\$)	FY 2014 (\$)	FY 2015 (\$)	Total
P1211200	R	New House Lane	065 - Stevens	RECONS	7	CE	10,000	0	0	0	0	10,000
						CONS	727,914	0	0	0	0	727,914
						PE	0	0	0	0	0	0
						Z	10,000	0	0	0	0	10,000
						Total	747,914	0	0	0	0	747,914
P1211201	R	Molly Court	065 - Stevens	RECONS	7	CE	0	7,000	0	0	0	7,000
						CONS	0	107,710	0	0	0	107,710
						PE	0	0	0	0	0	0
						Z	0	7,000	0	0	0	7,000
						Total	0	121,710	0	0	0	121,710
P1211202	R	Jesse Kenney Court	065 - Stevens	RECONS	7	CE	0	10,000	0	0	0	10,000
						CONS	0	173,500	0	0	0	173,500
						PE	0	0	0	0	0	0
						Z	0	10,000	0	0	0	10,000
						Total	0	193,500	0	0	0	193,500
P1211203	R	McCrea Lane	065 - Stevens	RECONS	7	CE	0	10,000	0	0	0	10,000
						CONS	0	198,400	0	0	0	198,400
						PE	0	0	0	0	0	0
						Z	0	10,000	0	0	0	10,000
						Total	0	218,400	0	0	0	218,400
P1211204	R	Pascal Loop Road	065 - Stevens	RECONS	7	CE	0	0	10,500	0	0	10,500
						CONS	0	0	676,775	0	0	676,775
						PE	0	0	0	0	0	0
						Z	0	0	10,500	0	0	10,500
						Total	0	0	697,775	0	0	697,775
P1260200	O	Chip Seal	065 - Stevens	SEALING	S4	CE	0	0	0	10,000	10,000	20,000
						CONS	0	0	0	536,292	668,420	1,204,712
						PE	0	0	0	0	0	0
						Z	0	0	0	10,000	10,000	20,000
						Total	0	0	0	556,292	688,420	1,244,712



Indian Reservation Roads Programs

Federal Lands Highway

TIP Report



Entity Name	P12102 - Spokane		
Program Class Code	31E		
CSTIP Type	TIP	Fiscal Year	2011
	09-AUG-11	Funding Amount	747,914

State	53 - Washington
Location	P12102 - Spokane

PCAS	Class	Name	County	Project Type	Work Type	Phase	FY 2011 (\$)	FY 2012 (\$)	FY 2013 (\$)	FY 2014 (\$)	FY 2015 (\$)	Total
P12RM102	O	Spokane Road Maintenance 23 USC 204	065 - Stevens	PLANING	S1	CE	0	0	0	0	0	0
						CONS	0	0	0	0	0	0
						PE	0	0	0	0	0	0
						Z	0	176,500	0	176,500	10,300	363,300
						Total	0	176,500	0	176,500	10,300	363,300
Location Subtotal							747,914	710,110	697,775	732,792	698,720	3,587,311

State	----
Location	P12102 - Spokane

PCAS	Class	Name	County	Project Type	Work Type	Phase	FY 2011 (\$)	FY 2012 (\$)	FY 2013 (\$)	FY 2014 (\$)	FY 2015 (\$)	Total
P1210201	O	Spokane Tribe Transportation Planning	----	PLANING	P10	CE	0	0	0	0	0	0
						CONS	0	0	0	0	0	0
						PE	0	0	0	10,300	10,300	20,600
						Z	0	0	0	0	0	0
						Total	0	0	0	10,300	10,300	20,600
Location Subtotal							0	0	0	10,300	10,300	20,600



Indian Reservation Roads Programs

Federal Lands Highway

TIP Report



Entity Name	P12103 - Kalispel		
Program Class Code	31E		
CSTIP Type	TIP	Fiscal Year	2011
	09-AUG-11	Funding Amount	111,289

State	53 - Washington
Location	P12103 - Kalispel

			FY 2011 (\$)	FY 2012 (\$)	FY 2013 (\$)	FY 2014 (\$)	FY 2015 (\$)	Total
PCAS	P1210301	Phase						
Class	O	CE	0	0	0	0	0	0
Name	Kalispel Transportation Planning	CONS	0	0	0	0	0	0
County	051 - Pend Oreille	PE	35,000	35,000	35,000	35,000	35,000	175,000
Project Type	PLANING	Z	0	0	0	0	0	0
Work Type	P10	Total	35,000	35,000	35,000	35,000	35,000	175,000
PCAS	P1210500	Phase						
Class	O	CE	5,000	2,000	2,000	10,000	2,000	21,000
Name	Community Hall Rd	CONS	70,000	84,200	80,000	70,000	10,000	314,200
County	051 - Pend Oreille	PE	0	0	0	0	0	0
Project Type	RECONS	Z	789	0	0	2,000	0	2,789
Work Type	5	Total	75,789	86,200	82,000	82,000	12,000	337,989
PCAS	P1220100	Phase						
Class	O	CE	0	0	0	0	0	0
Name	Pow Wow Rd Overlay	CONS	500	0	0	0	0	500
County	051 - Pend Oreille	PE	0	0	0	0	0	0
Project Type	OVRLAY	Z	0	0	0	0	0	0
Work Type	6	Total	500	0	0	0	0	500
Location Subtotal			111,289	121,200	117,000	117,000	47,000	513,489



Indian Reservation Roads Programs

Federal Lands Highway

TIP Report



Entity Name	P06132 - Cowlitz Indian Tribe		
Program Class Code	31E		
CSTIP Type	TIP	Fiscal Year	2012
	20-AUG-12	Funding Amount	332,080

State	53 - Washington
Location	P06132 - Cowlitz Indian Tribe

		Phase	FY 2012 (\$)	FY 2013 (\$)	FY 2014 (\$)	FY 2015 (\$)	FY 2016 (\$)	Total
PCAS	P0613201	CE	0	0	0	0	0	0
Class	O	CONS	0	0	0	0	0	0
Name	Cowlitz Transportation Planning	PE	100,000	1,000	1,000	100,000	0	202,000
County	015 - Cowlitz	Z	0	0	0	0	0	0
Project Type	PLANING	Total	100,000	1,000	1,000	100,000	0	202,000
Work Type	P10							
PCAS	P0613202	CE	0	100,000	100,000	0	0	200,000
Class	O	CONS	0	0	0	0	0	0
Name	Transit Acquisition, Project B	PE	0	0	0	0	0	0
County	015 - Cowlitz	Z	0	0	0	0	0	0
Project Type	TRANSIT	Total	0	100,000	100,000	0	0	200,000
Work Type	T2							
PCAS	P0660300	CE	231,080	230,080	230,080	230,080	0	921,320
Class	O	CONS	0	0	0	0	0	0
Name	Cowlitz Transit	PE	0	0	0	0	0	0
County	015 - Cowlitz	Z	0	0	0	0	0	0
Project Type	TRANSIT	Total	231,080	230,080	230,080	230,080	0	921,320
Work Type	T4							
PCAS	P06RM132	CE	0	0	0	0	0	0
Class	O	CONS	0	0	0	0	0	0
Name	Road Maintenance 23 USC 204(c)	PE	0	0	0	0	0	0
County	015 - Cowlitz	Z	1,000	1,000	1,000	1,000	0	4,000
Project Type	SEALING	Total	1,000	1,000	1,000	1,000	0	4,000
Work Type	6							
Location Subtotal			332,080	332,080	332,080	331,080	0	1,327,320



Indian Reservation Roads Programs Federal Lands Highway TIP Report



Entity Name	P06105 - Chehalis		
Program Class Code	651		
CSTIP Type	TIP	Fiscal Year	2013
	16-JUL-13	Funding Amount	403,201

State	53 - Washington
Location	P06105 - Chehalis

PCAS	Class	Name	County	Project Type	Work Type	Phase	FY 2013 (\$)	FY 2014 (\$)	FY 2015 (\$)	FY 2016 (\$)	FY 2017 (\$)	Total
P0610504	R	Secena Road	027 - Grays Harbor	RECONS	7	Total	155,000	110,500	0	0	0	265,500
						CE	20,000	10,500	0	0	0	30,500
						CONS	134,000	100,000	0	0	0	234,000
						PE	0	0	0	0	0	0
						Z	1,000	0	0	0	0	1,000
P0610505	O	SR12 Black River Bridge - Safety Improv	027 - Grays Harbor	SAFETY	P1	Total	24,400	0	0	0	0	24,400
						CE	20,000	0	0	0	0	20,000
						CONS	0	0	0	0	0	0
						PE	0	0	0	0	0	0
						Z	4,400	0	0	0	0	4,400
P0610507	O	South Bank Road/Sickman Ford Culverts	027 - Grays Harbor	RECONS	C4	Total	24,400	0	0	0	0	24,400
						CE	20,000	0	0	0	0	20,000
						CONS	0	0	0	0	0	0
						PE	0	0	0	0	0	0
						Z	4,400	0	0	0	0	4,400
P0610508	R	South Anderson Road Widening and Sid	067 - Thurston	RECONS	7	Total	24,401	329,500	20,000	0	0	373,901
						CE	0	19,500	15,000	0	0	34,500
						CONS	0	305,000	0	0	0	305,000
						PE	20,000	0	0	0	0	20,000
						Z	4,401	5,000	5,000	0	0	14,401
P0610509	R	Tahown Residential Roads	067 - Thurston	RECONS	7	Total	0	0	0	163,000	0	163,000
						CE	0	0	0	0	0	0
						CONS	0	0	0	0	0	0
						PE	0	0	0	150,000	0	150,000
						Z	0	0	0	13,000	0	13,000
P0610510	R	Moon Road	067 - Thurston	RECONS	7	Total	0	0	20,000	20,000	0	40,000
						CE	0	0	15,000	15,000	0	30,000
						CONS	0	0	0	0	0	0
						PE	0	0	0	0	0	0
						Z	0	0	5,000	5,000	0	10,000



Indian Reservation Roads Programs

Federal Lands Highway

TIP Report



Entity Name	P06105 - Chehalis		
Program Class Code	651		
CSTIP Type	TIP	Fiscal Year	2013
	16-JUL-13	Funding Amount	403,201

State	53 - Washington
Location	P06105 - Chehalis

		Phase	FY 2013 (\$)	FY 2014 (\$)	FY 2015 (\$)	FY 2016 (\$)	FY 2017 (\$)	Total
PCAS	P0610512	CE	0	0	10,000	10,000	0	20,000
Class	O	CONS	0	0	205,000	185,000	0	390,000
Name	State Street and South Bank Road Sidew	PE	0	0	80,000	0	0	80,000
County	027 - Grays Harbor	Z	0	0	5,000	5,000	0	10,000
Project Type	WALKWY	Total	0	0	300,000	200,000	0	500,000
Work Type	F1							
PCAS	P0610513	Phase	FY 2013 (\$)	FY 2014 (\$)	FY 2015 (\$)	FY 2016 (\$)	FY 2017 (\$)	Total
Class	O	CE	0	0	0	0	0	0
Name	Reservation Wide Pavement Preservatio	CONS	0	0	0	0	0	0
County	027 - Grays Harbor	PE	0	0	0	0	0	0
Project Type	SEALING	Z	175,000	0	0	0	0	175,000
Work Type	S1	Total	175,000	0	0	0	0	175,000
PCAS	P0610514	Phase	FY 2013 (\$)	FY 2014 (\$)	FY 2015 (\$)	FY 2016 (\$)	FY 2017 (\$)	Total
Class	O	CE	0	0	20,000	0	0	20,000
Name	School Street, Oak Street Sidewalks	CONS	0	0	0	0	0	0
County	027 - Grays Harbor	PE	0	0	0	0	0	0
Project Type	SAFETY	Z	0	0	5,000	0	0	5,000
Work Type	F1	Total	0	0	25,000	0	0	25,000
Location Subtotal			403,201	440,000	365,000	383,000	0	1,591,201



Indian Reservation Roads Programs Federal Lands Highway TIP Report



Entity Name	P06106 - Hoh		
Program Class Code	651		
CSTIP Type	TIP	Fiscal Year	2013
	12-SEP-13	Funding Amount	56,097

State	53 - Washington
Location	P06106 - Hoh

PCAS	Class	Name	County	Project Type	Work Type	Phase	FY 2013 (\$)	FY 2014 (\$)	FY 2015 (\$)	FY 2016 (\$)	FY 2017 (\$)	Total
P0610631	O	Transportation Planning	031 - Jefferson	PLANING	P9	CE	0	0	0	0	0	0
						CONS	0	0	0	0	0	0
						PE	0	0	0	0	0	0
						Z	1,300	3,000	3,000	4,000	50,000	61,300
						Total	1,300	3,000	3,000	4,000	50,000	61,300
P0610632	O	Hoh Safety / Stiping / Signing Project	031 - Jefferson	SAFETY	P2	CE	0	0	0	0	0	0
						CONS	2,000	0	0	0	0	2,000
						PE	0	0	0	0	0	0
						Z	0	0	0	0	0	0
						Total	2,000	0	0	0	0	2,000
P0610633	R	US 101 Intersection Safety Improv/Hoh H	031 - Jefferson	NEWCON	I1	CE	0	0	0	0	0	0
						CONS	0	0	0	0	0	0
						PE	0	0	0	0	0	0
						Z	38,797	0	0	0	0	38,797
						Total	38,797	0	0	0	0	38,797
P0610634	R	Elder Housing Roads	031 - Jefferson	NEWCON	7	CE	0	0	0	0	0	0
						CONS	0	0	0	0	0	0
						PE	10,000	35,000	0	0	0	45,000
						Z	2,000	2,400	0	0	0	4,400
						Total	12,000	37,400	0	0	0	49,400
P0610635	R	Boat Landing/Fish Hatchery/Water Rese	031 - Jefferson	OVLAY	6	CE	0	0	0	0	0	0
						CONS	0	0	45,000	10,000	0	55,000
						PE	0	12,000	0	0	0	12,000
						Z	0	0	4,000	0	0	4,000
						Total	0	12,000	49,000	10,000	0	71,000
P0610636	R	Elkbed Road Phase 1	031 - Jefferson	NEWCON	7	CE	0	0	0	0	0	0
						CONS	0	0	0	0	0	0
						PE	0	0	0	37,000	0	37,000
						Z	0	0	0	0	0	0
						Total	0	0	0	37,000	0	37,000



Indian Reservation Roads Programs

Federal Lands Highway

TIP Report



Entity Name	P06106 - Hoh		
Program Class Code	651		
CSTIP Type	TIP	Fiscal Year	2013
	12-SEP-13	Funding Amount	56,097

State	53 - Washington
Location	P06106 - Hoh

			FY 2013 (\$)	FY 2014 (\$)	FY 2015 (\$)	FY 2016 (\$)	FY 2017 (\$)	Total
PCAS	P0610637	Phase						
Class	O	CE	0	0	0	0	0	0
Name	Hoh Coast Trail	CONS	0	0	0	0	0	0
County	031 - Jefferson	PE	0	0	0	0	46,000	46,000
Project Type	WALKWY	Z	0	0	0	0	0	0
Work Type	F1	Total	0	0	0	0	46,000	46,000
PCAS	P06RM106	Phase						
Class	O	CE	0	0	0	0	0	0
Name	Road Maintenance Program	CONS	0	0	0	0	0	0
County	031 - Jefferson	PE	0	0	0	0	0	0
Project Type	RDMAINT	Z	2,000	5,000	5,000	5,000	5,000	22,000
Work Type	RM	Total	2,000	5,000	5,000	5,000	5,000	22,000
Location Subtotal			56,097	57,400	57,000	56,000	101,000	327,497



Indian Reservation Roads Programs Federal Lands Highway TIP Report



Entity Name	P06116 - Quileute		
Program Class Code	651		
CSTIP Type	TIP	Fiscal Year	2013
	26-JUN-13	Funding Amount	98,710

State	53 - Washington
Location	P06116 - Quileute

PCAS	Class	Name	County	Project Type	Work Type	Phase	FY 2013 (\$)	FY 2014 (\$)	FY 2015 (\$)	FY 2016 (\$)	FY 2017 (\$)	Total
P0611601	O	Quileute Community Shuttle Program	009 - Clallam	TRANSIT	T1	CE	100	100	100	100	0	400
						CONS	100	100	100	100	0	400
						PE	100	100	100	100	0	400
						Z	100	100	100	100	0	400
						Total	400	400	400	400	0	1,600
P0611605	O	Quileute Road Maintenance	009 - Clallam	RECONS	S1	CE	0	0	0	0	0	0
						CONS	0	0	0	0	0	0
						PE	0	0	0	0	0	0
						Z	20,000	20,000	20,000	20,000	0	80,000
						Total	20,000	20,000	20,000	20,000	0	80,000
P0611606	O	Admin Cap Bldg-Transportation Planning	009 - Clallam	PLANING	P10	CE	0	0	0	0	0	0
						CONS	0	0	0	0	0	0
						PE	17,910	17,981	17,981	17,981	0	71,853
						Z	0	0	0	0	0	0
						Total	17,910	17,981	17,981	17,981	0	71,853
P0611607	R	Treatment Plant Access Road	009 - Clallam	RECONS	7	CE	1,000	1,000	1,000	1,000	0	4,000
						CONS	4,000	4,000	4,000	4,000	0	16,000
						PE	1,000	1,000	1,000	1,000	0	4,000
						Z	1,000	1,000	1,000	1,000	0	4,000
						Total	7,000	7,000	7,000	7,000	0	28,000
P0611608	R	Main Street	009 - Clallam	OVLAY	7	CE	1,000	1,000	1,000	1,000	0	4,000
						CONS	3,500	3,500	3,500	3,500	0	14,000
						PE	1,000	1,000	1,000	1,000	0	4,000
						Z	1,000	1,000	1,000	1,000	0	4,000
						Total	6,500	6,500	6,500	6,500	0	26,000
P0611609	R	Quileute Heights Loop	009 - Clallam	OVLAY	7	CE	1,000	1,000	1,000	1,000	0	4,000
						CONS	3,500	3,500	3,500	3,500	0	14,000
						PE	1,000	1,000	1,000	1,000	0	4,000
						Z	1,000	1,000	1,000	1,000	0	4,000
						Total	6,500	6,500	6,500	6,500	0	26,000



Indian Reservation Roads Programs

Federal Lands Highway

TIP Report



Entity Name	P06116 - Quileute		
Program Class Code	651		
CSTIP Type	TIP	Fiscal Year	2013
	26-JUN-13	Funding Amount	98,710

State	53 - Washington
Location	P06116 - Quileute

	PCAS	Class	Name	County	Project Type	Work Type	Phase	FY 2013 (\$)	FY 2014 (\$)	FY 2015 (\$)	FY 2016 (\$)	FY 2017 (\$)	Total
	P0611610	R	QUIR, SOUTHERN ACCESS	009 - Clallam	NEWCON	6	CE	100	100	5,000	5,000	0	10,200
							CONS	200	200	40,000	40,000	0	80,400
							PE	40,000	49,800	200	200	0	90,200
							Z	100	100	5,000	5,000	0	10,200
							Total	40,400	50,200	50,200	50,200	0	191,000
Location Subtotal								98,710	108,581	108,581	108,581	0	424,453



Indian Reservation Roads Programs Federal Lands Highway TIP Report



Entity Name	P06117 - Quinault		
Program Class Code	651		
CSTIP Type	TIP	Fiscal Year	2013
	02-AUG-13	Funding Amount	471,037

State	53 - Washington
Location	P06117 - Quinault

PCAS	Class	Name	County	Project Type	Work Type	Phase	FY 2013 (\$)	FY 2014 (\$)	FY 2015 (\$)	FY 2016 (\$)	FY 2017 (\$)	Total
P0611702	R	Evacuation Route	027 - Grays Harbor	RECONS	7	CE	0	0	0	0	0	0
						CONS	0	80,000	135,000	135,000	135,000	485,000
						PE	150,000	55,000	0	0	0	205,000
						Z	0	15,000	15,000	15,000	15,000	60,000
						Total	150,000	150,000	150,000	150,000	150,000	750,000
P0611703	R	Camp 7 Escape Route	027 - Grays Harbor	ERFO	7	CE	0	0	0	0	0	0
						CONS	0	0	45,000	45,000	45,000	135,000
						PE	20,000	50,000	0	0	0	70,000
						Z	0	0	5,000	5,000	5,000	15,000
						Total	20,000	50,000	50,000	50,000	50,000	220,000
P0611704	R	Taholah Cemetary Road	027 - Grays Harbor	RECONS	7	CE	0	0	0	0	0	0
						CONS	0	0	25,000	25,000	25,000	75,000
						PE	5,000	30,000	0	0	0	35,000
						Z	0	0	5,000	5,000	5,000	15,000
						Total	5,000	30,000	30,000	30,000	30,000	125,000
P0611705	R	Quinault Tribal Highway	027 - Grays Harbor	NEWCON	7	CE	0	0	0	0	0	0
						CONS	0	0	12,500	25,000	25,000	62,500
						PE	5,000	30,000	15,000	0	0	50,000
						Z	0	0	2,500	5,000	5,000	12,500
						Total	5,000	30,000	30,000	30,000	30,000	125,000
P0611706	R	Extension of Queet Streets	027 - Grays Harbor	RECONS	7	CE	0	0	0	0	0	0
						CONS	0	0	15,000	15,000	15,000	45,000
						PE	5,000	30,000	0	0	0	35,000
						Z	0	0	5,000	5,000	5,000	15,000
						Total	5,000	30,000	20,000	20,000	20,000	95,000
P0611712	R	School House Lane	027 - Grays Harbor	RECONS	7	CE	0	0	0	0	0	0
						CONS	0	0	15,000	25,000	25,000	65,000
						PE	5,000	20,000	10,000	0	0	35,000
						Z	0	0	5,000	5,000	5,000	15,000
						Total	5,000	20,000	30,000	30,000	30,000	115,000



Indian Reservation Roads Programs

Federal Lands Highway

TIP Report



Entity Name	P06117 - Quinault		
Program Class Code	651		
CSTIP Type	TIP	Fiscal Year	2013
	02-AUG-13	Funding Amount	471,037

State	53 - Washington
Location	P06117 - Quinault

			FY 2013 (\$)	FY 2014 (\$)	FY 2015 (\$)	FY 2016 (\$)	FY 2017 (\$)	
PCAS	P0611713	Phase						Total
Class	R	CE	0	0	0	0	0	0
Name	Tsa'lal Housing Road Improvements	CONS	0	0	7,500	8,000	8,000	23,500
County	027 - Grays Harbor	PE	5,000	10,000	0	0	0	15,000
Project Type	RECONS	Z	0	0	2,500	2,000	2,000	6,500
Work Type	7	Total	5,000	10,000	10,000	10,000	10,000	45,000
PCAS	P0611714	Phase						Total
Class	R	CE	0	0	0	0	0	0
Name	Upper Taholah Road Network	CONS	0	0	25,000	45,000	45,000	115,000
County	027 - Grays Harbor	PE	1,000	50,000	20,000	0	0	71,000
Project Type	RECONS	Z	0	0	5,000	5,000	5,000	15,000
Work Type	7	Total	1,000	50,000	50,000	50,000	50,000	201,000
PCAS	P0611718	Phase						Total
Class	R	CE	0	0	0	0	0	0
Name	Moclips Olympic Highway Resurface	CONS	0	0	25,000	44,140	55,000	124,140
County	027 - Grays Harbor	PE	40,000	48,140	18,140	0	0	106,280
Project Type	RECONS	Z	0	0	5,000	4,000	5,000	14,000
Work Type	7	Total	40,000	48,140	48,140	48,140	60,000	244,420
PCAS	P0611719	Phase						Total
Class	R	CE	0	0	0	0	0	0
Name	Point Grenville Project Parking Areas	CONS	55,000	0	0	0	0	55,000
County	027 - Grays Harbor	PE	0	0	0	0	0	0
Project Type	RECONS	Z	5,000	0	0	0	0	5,000
Work Type	3	Total	60,000	0	0	0	0	60,000
PCAS	P0611720	Phase						Total
Class	O	CE	0	0	0	0	0	0
Name	Point Grenville Project Scenic & Camping	CONS	13,037	0	0	0	0	13,037
County	027 - Grays Harbor	PE	0	0	0	0	0	0
Project Type	WALKWY	Z	2,000	0	0	0	0	2,000
Work Type	F1	Total	15,037	0	0	0	0	15,037
PCAS	P0611721	Phase						Total
Class	R	CE	0	0	0	0	0	0
Name	Point Grenville Project Road	CONS	55,000	0	0	0	0	55,000
County	027 - Grays Harbor	PE	0	0	0	0	0	0
Project Type	RECONS	Z	5,000	0	0	0	0	5,000
Work Type	3	Total	60,000	0	0	0	0	60,000



Indian Reservation Roads Programs

Federal Lands Highway

TIP Report



Entity Name	P06117 - Quinault		
Program Class Code	651		
CSTIP Type	TIP	Fiscal Year	2013
	02-AUG-13	Funding Amount	471,037

State	53 - Washington
Location	P06117 - Quinault

			FY 2013 (\$)	FY 2014 (\$)	FY 2015 (\$)	FY 2016 (\$)	FY 2017 (\$)	Total
PCAS	P06PL117	Phase						
Class	O	CE	0	0	0	0	0	0
Name	Quinault Transportation Planning	CONS	0	0	0	0	0	0
County	027 - Grays Harbor	PE	50,000	50,000	50,000	50,000	50,000	250,000
Project Type	PLANING	Z	0	0	0	0	0	0
Work Type	P10	Total	50,000	50,000	50,000	50,000	50,000	250,000
PCAS	P06RM117	Phase						
Class	O	CE	0	0	0	0	0	0
Name	Quinault Road Maintenance	CONS	0	0	0	0	0	0
County	027 - Grays Harbor	PE	0	0	0	0	0	0
Project Type	SEALING	Z	50,000	50,000	50,000	50,000	50,000	250,000
Work Type	6	Total	50,000	50,000	50,000	50,000	50,000	250,000
Location Subtotal			471,037	518,140	518,140	518,140	530,000	2,555,457



Indian Reservation Roads Programs

Federal Lands Highway

TIP Report



Entity Name	P06121 - Squaxin Island		
Program Class Code	651		
CSTIP Type	TIP	Fiscal Year	2013
	10-APR-13	Funding Amount	280,088

State	53 - Washington
Location	P06121 - Squaxin Island

			FY 2013 (\$)	FY 2014 (\$)	FY 2015 (\$)	FY 2016 (\$)	FY 2017 (\$)	Total
PCAS	P0612100	Phase						
Class	O	CE	0	0	0	0	0	0
Name	Squaxin Island Planning	CONS	0	0	0	0	0	0
County	045 - Mason	PE	24,161	65,000	65,000	65,000	65,000	284,161
Project Type	PLANING	Z	0	0	0	0	0	0
Work Type	T4	Total	24,161	65,000	65,000	65,000	65,000	284,161
PCAS	P0612101	Phase						
Class	O	CE	1,000	46,750	46,750	46,750	46,750	188,000
Name	Squaxin Island Transit	CONS	0	0	0	0	0	0
County	045 - Mason	PE	0	0	0	0	0	0
Project Type	TRANSIT	Z	0	0	0	0	0	0
Work Type	T2	Total	1,000	46,750	46,750	46,750	46,750	188,000
PCAS	P0612102	Phase						
Class	R	CE	0	0	0	45,000	30,000	75,000
Name	Klah-Che-Min / Taylor Access Road	CONS	0	0	15,000	50,000	300,000	365,000
County	045 - Mason	PE	1,000	43,500	35,000	30,000	0	109,500
Project Type	NEWCON	Z	0	5,000	5,000	8,360	30,000	48,360
Work Type	7	Total	1,000	48,500	55,000	133,360	360,000	597,860
PCAS	P0612106	Phase						
Class	O	CE	0	0	0	0	0	0
Name	Reservation Wide Safety Project	CONS	0	0	0	0	0	0
County	045 - Mason	PE	5,000	89,838	83,338	5,000	50,000	233,176
Project Type	SAFETY	Z	0	0	0	0	0	0
Work Type	P1	Total	5,000	89,838	83,338	5,000	50,000	233,176
PCAS	P0612107	Phase						
Class	R	CE	0	0	0	0	0	0
Name	NRCR Access Road	CONS	165,927	0	0	0	0	165,927
County	045 - Mason	PE	52,000	0	0	0	0	52,000
Project Type	NEWCON	Z	30,000	0	0	0	0	30,000
Work Type	7	Total	247,927	0	0	0	0	247,927
PCAS	P06121RM	Phase						
Class	O	CE	0	0	0	0	0	0
Name	Squaxin Island Road Maintenance	CONS	0	0	0	0	0	0
County	045 - Mason	PE	0	0	0	0	0	0
Project Type	SEALING	Z	1,000	30,000	30,000	30,000	30,000	121,000
Work Type	S4	Total	1,000	30,000	30,000	30,000	30,000	121,000
Location Subtotal			280,088	280,088	280,088	280,110	551,750	1,672,124



Indian Reservation Roads Programs Federal Lands Highway TIP Report



Entity Name	P06125 - Lower Elwha		
Program Class Code	651		
CSTIP Type	TIP	Fiscal Year	2013
	16-JUL-13	Funding Amount	324,706

State	53 - Washington
Location	P06125 - Lower Elwha

PCAS	Class	Name	County	Project Type	Work Type	Phase	FY 2013 (\$)	FY 2014 (\$)	FY 2015 (\$)	FY 2016 (\$)	FY 2017 (\$)	Total
P0612501	O	Human Services to EOC Reconstruction	009 - Clallam	RECONS	D1	CE	0	0	0	0	0	0
						CONS	0	0	100,070	12,270	0	112,340
						PE	7,770	51,770	106,200	200,000	0	365,740
						Z	0	16,000	4,000	5,000	0	25,000
						Total	7,770	67,770	210,270	217,270	0	503,080
P0612502	O	Elwha Valley Road	009 - Clallam	NEWCON	7	CE	0	0	0	0	0	0
						CONS	210,000	143,000	0	0	0	353,000
						PE	0	0	0	0	0	0
						Z	4,000	5,000	5,000	0	0	14,000
						Total	214,000	148,000	5,000	0	0	367,000
P0612503	O	Health Clinic 101 Intersection	009 - Clallam	RECONS	I1	CE	0	0	0	0	0	0
						CONS	0	0	0	0	0	0
						PE	0	0	0	0	0	0
						Z	500	500	500	500	0	2,000
						Total	500	500	500	500	0	2,000
P0612504	O	LEKT Transportation Planning	009 - Clallam	PLANING	P9	CE	0	0	0	0	0	0
						CONS	0	0	0	0	0	0
						PE	35,000	35,000	35,000	35,000	0	140,000
						Z	0	0	0	0	0	0
						Total	35,000	35,000	35,000	35,000	0	140,000
P0612505	O	Lower Elwha Safety Projects - Reserva	009 - Clallam	SAFETY	P1	CE	0	0	0	0	0	0
						CONS	40,000	40,000	40,000	40,000	0	160,000
						PE	0	0	0	0	0	0
						Z	2,436	2,500	2,500	2,500	0	9,936
						Total	42,436	42,500	42,500	42,500	0	169,936
P0612506	R	Elwha Valley Road Roundabout	009 - Clallam	SAFETY	I1	CE	0	0	0	0	0	0
						CONS	0	0	0	0	0	0
						PE	5,000	5,000	5,000	5,000	0	20,000
						Z	0	0	0	0	0	0
						Total	5,000	5,000	5,000	5,000	0	20,000



Indian Reservation Roads Programs

Federal Lands Highway

TIP Report



Entity Name	P06125 - Lower Elwha		
Program Class Code	651		
CSTIP Type	TIP	Fiscal Year	2013
	16-JUL-13	Funding Amount	324,706

State	53 - Washington
Location	P06125 - Lower Elwha

	PCAS	Class	Name	County	Project Type	Work Type	Phase	FY 2013 (\$)	FY 2014 (\$)	FY 2015 (\$)	FY 2016 (\$)	FY 2017 (\$)	Total
	P06RM125	O	ROAD MAINTENACE 23 USC 204(C)	009 - Clallam	SAFETY	S1	CE	0	0	0	0	0	0
							CONS	0	0	0	0	0	0
							PE	0	0	0	0	0	0
							Z	20,000	22,500	22,500	22,500	0	87,500
							Total	20,000	22,500	22,500	22,500	0	87,500
Location Subtotal								324,706	321,270	320,770	322,770	0	1,289,516



Indian Reservation Roads Programs Federal Lands Highway TIP Report



Entity Name	P10107 - Lummi		
Program Class Code	651		
CSTIP Type	TIP	Fiscal Year	2013
	10-APR-13	Funding Amount	884,368

State	53 - Washington
Location	P10107 - Lummi

			FY 2013 (\$)	FY 2014 (\$)	FY 2015 (\$)	FY 2016 (\$)	FY 2017 (\$)	Total
PCAS	P1010702	Phase						
Class	O	CE	0	0	0	0	0	0
Name	Lummi Road Maintenance 23 USC 204(C)	CONS	0	0	0	0	0	0
County	073 - Whatcom	PE	0	0	0	0	0	0
Project Type	PLANING	Z	221,092	221,092	221,092	221,092	221,092	1,105,460
Work Type	S1	Total	221,092	221,092	221,092	221,092	221,092	1,105,460
PCAS	P1010703	Phase						
Class	O	CE	0	0	0	0	0	0
Name	Lummi Admin Cap Bldg- Transportation P	CONS	0	0	0	0	0	0
County	073 - Whatcom	PE	44,218	44,218	44,218	44,218	44,218	221,090
Project Type	PLANING	Z	0	0	0	0	0	0
Work Type	P10	Total	44,218	44,218	44,218	44,218	44,218	221,090
PCAS	P1010704	Phase						
Class	R	CE	30,000	0	0	0	0	30,000
Name	Haxton Way- Smokehouse Roundabout	CONS	245,000	0	0	0	0	245,000
County	073 - Whatcom	PE	6,500	0	0	0	0	6,500
Project Type	RECONS	Z	30,000	0	0	0	0	30,000
Work Type	7	Total	311,500	0	0	0	0	311,500
PCAS	P1010705	Phase						
Class	R	CE	0	45,000	45,000	0	0	90,000
Name	Haxton Way- Kwina Roundabout	CONS	0	400,000	400,000	0	0	800,000
County	073 - Whatcom	PE	77,000	0	0	0	0	77,000
Project Type	RECONS	Z	8,000	30,000	30,000	0	0	68,000
Work Type	7	Total	85,000	475,000	475,000	0	0	1,035,000
PCAS	P1010706	Phase						
Class	O	CE	500	10,000	4,500	0	0	15,000
Name	Lummi Shore Drive Sidewalk	CONS	2,000	65,000	25,000	0	0	92,000
County	073 - Whatcom	PE	10,000	0	0	0	0	10,000
Project Type	WALKWY	Z	1,800	11,250	4,425	0	0	17,475
Work Type	F1	Total	14,300	86,250	33,925	0	0	134,475
PCAS	P1010707	Phase						
Class	O	CE	0	0	750	14,550	19,500	34,800
Name	Smokehouse Rd Sidewalk	CONS	0	0	5,000	97,000	130,000	232,000
County	073 - Whatcom	PE	6,000	2,000	0	0	0	8,000
Project Type	WALKWY	Z	750	300	860	16,732	22,425	41,067
Work Type	F1	Total	6,750	2,300	6,610	128,282	171,925	315,867



Indian Reservation Roads Programs

Federal Lands Highway

TIP Report



Entity Name	P10107 - Lummi		
Program Class Code	651		
CSTIP Type	TIP	Fiscal Year	2013
	10-APR-13	Funding Amount	884,368

State	53 - Washington
Location	P10107 - Lummi

			FY 2013 (\$)	FY 2014 (\$)	FY 2015 (\$)	FY 2016 (\$)	FY 2017 (\$)	Total
PCAS	P1010708	Phase						
Class	O	CE	0	0	0	9,750	4,500	14,250
Name	MacKenzie Trail	CONS	0	0	0	65,000	30,000	95,000
County	073 - Whatcom	PE	22,000	10,000	13,000	0	0	45,000
Project Type	WALKWY	Z	3,300	1,500	1,950	11,200	5,175	23,125
Work Type	F1	Total	25,300	11,500	14,950	85,950	39,675	177,375
PCAS	P1010710	Phase						
Class	R	CE	11,250	6,000	3,000	27,750	0	48,000
Name	Grace Erickson Developoment Roads	CONS	75,000	40,000	20,000	185,000	0	320,000
County	073 - Whatcom	PE	0	0	0	0	0	0
Project Type	NEWCON	Z	12,940	6,900	3,450	31,912	0	55,202
Work Type	6	Total	99,190	52,900	26,450	244,662	0	423,202
PCAS	P1010711	Phase						
Class	O	CE	0	4,500	2,250	16,500	4,500	27,750
Name	Gooseberry Point Marina	CONS	0	30,000	15,000	110,000	30,000	185,000
County	073 - Whatcom	PE	67,200	0	0	0	0	67,200
Project Type	NEWCON	Z	9,818	5,175	17,250	18,975	5,175	56,393
Work Type	F	Total	77,018	39,675	34,500	145,475	39,675	336,343
Location Subtotal			884,368	932,935	856,745	869,679	516,585	4,060,312



Indian Reservation Roads Programs Federal Lands Highway TIP Report



Entity Name	P10113 - Port Gamble		
Program Class Code	651		
CSTIP Type	TIP	Fiscal Year	2013
	14-MAY-13	Funding Amount	652,655

State	53 - Washington
Location	P10113 - Port Gamble

			FY 2013 (\$)	FY 2014 (\$)	FY 2015 (\$)	FY 2016 (\$)	FY 2017 (\$)	Total
PCAS	P1011301	Phase						
Class	O	CE	0	0	0	0	0	0
Name	Port Gamble Transportation Planning	CONS	0	0	0	0	0	0
County	035 - Kitsap	PE	20,000	1,052	1,005	1,497	1,072	24,626
Project Type	PLANING	Z	0	0	0	0	0	0
Work Type	P10	Total	20,000	1,052	1,005	1,497	1,072	24,626
PCAS	P1011302	Phase						
Class	R	CE	0	0	0	0	0	0
Name	Administration Campus	CONS	1,000	0	0	0	0	1,000
County	035 - Kitsap	PE	0	0	0	0	0	0
Project Type	RECONS	Z	0	0	0	0	0	0
Work Type	7	Total	1,000	0	0	0	0	1,000
PCAS	P1011303	Phase						
Class	R	CE	0	0	0	0	0	0
Name	New Housing Access Rt. 40	CONS	154,155	250,000	135,000	280,000	253,650	1,072,805
County	035 - Kitsap	PE	0	0	0	0	0	0
Project Type	NEWCON	Z	0	0	0	0	0	0
Work Type	7	Total	154,155	250,000	135,000	280,000	253,650	1,072,805
PCAS	P1011304	Phase						
Class	O	CE	0	0	0	0	0	0
Name	Fitness Loop	CONS	0	0	0	0	332,350	332,350
County	035 - Kitsap	PE	0	0	0	0	0	0
Project Type	WALKWY	Z	0	0	0	0	0	0
Work Type	F1	Total	0	0	0	0	332,350	332,350
PCAS	P1011305	Phase						
Class	O	CE	0	0	0	20,000	0	20,000
Name	Little Boston Ped Trail	CONS	0	289,153	465,000	350,000	256,000	1,360,153
County	035 - Kitsap	PE	0	38,500	0	0	0	38,500
Project Type	WALKWY	Z	0	0	0	18,000	0	18,000
Work Type	F1	Total	0	327,653	465,000	388,000	256,000	1,436,653
PCAS	P1011306	Phase						
Class	O	CE	0	0	0	0	0	0
Name	Hood Canal Drive NE	CONS	0	0	0	0	30,000	30,000
County	035 - Kitsap	PE	0	0	0	0	5,000	5,000
Project Type	SAFETY	Z	0	0	0	0	0	0
Work Type	G	Total	0	0	0	0	35,000	35,000



Indian Reservation Roads Programs

Federal Lands Highway

TIP Report



Entity Name	P10113 - Port Gamble		
Program Class Code	651		
CSTIP Type	TIP	Fiscal Year	2013
	14-MAY-13	Funding Amount	652,655

State	53 - Washington
Location	P10113 - Port Gamble

PCAS	Class	Name	County	Project Type	Work Type	Phase	FY 2013 (\$)	FY 2014 (\$)	FY 2015 (\$)	FY 2016 (\$)	FY 2017 (\$)	Total
P1011307	R	Bear Ridge Drive	035 - Kitsap	REHAB	7	CE	0	0	0	0	0	0
						CONS	0	0	0	1,000	0	1,000
						PE	0	0	0	0	0	0
						Z	0	0	0	0	0	0
						Total	0	0	0	1,000	0	1,000
P1011308	O	Little Boston Road NE	035 - Kitsap	SAFETY	P6	CE	0	0	0	0	20,000	20,000
						CONS	0	0	0	0	210,000	210,000
						PE	0	0	0	0	0	0
						Z	0	0	0	0	0	0
						Total	0	0	0	0	230,000	230,000
P1011309	R	NE Boston Lane	035 - Kitsap	REHAB	7	CE	0	0	0	0	0	0
						CONS	0	0	0	10,000	0	10,000
						PE	0	0	0	0	0	0
						Z	0	0	0	0	0	0
						Total	0	0	0	10,000	0	10,000
P1011310	R	Bud Purser Lane	035 - Kitsap	REHAB	6	CE	30,000	0	0	0	0	30,000
						CONS	330,000	0	0	0	0	330,000
						PE	0	0	0	0	0	0
						Z	1,500	0	0	0	0	1,500
						Total	361,500	0	0	0	0	361,500
P1011311	O	Safety Sidewalk Construction Project	035 - Kitsap	SAFETY	F1	CE	0	0	0	0	0	0
						CONS	0	0	0	14,000	0	14,000
						PE	0	0	0	10,000	0	10,000
						Z	0	0	0	0	0	0
						Total	0	0	0	24,000	0	24,000
P1011312	R	Multiple Forest Roads	035 - Kitsap	REHAB	2	CE	0	0	0	0	0	0
						CONS	0	0	0	1,000	0	1,000
						PE	0	0	0	0	0	0
						Z	0	0	0	0	0	0
						Total	0	0	0	1,000	0	1,000



Indian Reservation Roads Programs

Federal Lands Highway

TIP Report



Entity Name	P10113 - Port Gamble		
Program Class Code	651		
CSTIP Type	TIP	Fiscal Year	2013
	14-MAY-13	Funding Amount	652,655

State	53 - Washington
Location	P10113 - Port Gamble

PCAS	Class	Name	County	Project Type	Work Type	Phase	FY 2013 (\$)	FY 2014 (\$)	FY 2015 (\$)	FY 2016 (\$)	FY 2017 (\$)	Total
P1011313	R	Point Julia Road	033 - King	RECONS	7	CE	5,000	0	0	0	0	5,000
						CONS	95,000	20,000	0	0	0	115,000
						PE	15,000	0	0	0	0	15,000
						Z	0	0	0	0	0	0
						Total	115,000	20,000	0	0	0	135,000
P10RM113	O	Port Gamble Road Maintenance	035 - Kitsap	PLANING	S1	CE	0	0	0	0	0	0
						CONS	0	0	0	0	0	0
						PE	0	0	0	0	0	0
						Z	1,000	1,000	1,000	0	0	3,000
						Total	1,000	1,000	1,000	0	0	3,000
Location Subtotal							652,655	599,705	602,005	705,497	1,108,072	3,667,934



Indian Reservation Roads Programs Federal Lands Highway TIP Report



Entity Name	P10115 - Puyallup		
Program Class Code	651		
CSTIP Type	TIP	Fiscal Year	2013
	14-MAY-13	Funding Amount	1,591,705

State	53 - Washington
Location	P10115 - Puyallup

			FY 2013 (\$)	FY 2014 (\$)	FY 2015 (\$)	FY 2016 (\$)	FY 2017 (\$)	Total
PCAS	P1011501	Phase						
Class	O	CE	0	0	0	0	0	0
Name	Puyallup Transportation Plan	CONS	0	0	0	0	0	0
County	053 - Pierce	PE	100,000	100,000	100,000	100,000	100,000	500,000
Project Type	PLANING	Z	0	0	0	0	0	0
Work Type	P10	Total	100,000	100,000	100,000	100,000	100,000	500,000
PCAS	P1011504	Phase						
Class	O	CE	0	0	0	0	0	0
Name	Puyallup Pedestrian Safety Project	CONS	1,000	0	0	0	0	1,000
County	053 - Pierce	PE	0	0	0	0	0	0
Project Type	SAFETY	Z	0	0	0	0	0	0
Work Type	P6	Total	1,000	0	0	0	0	1,000
PCAS	P1011507	Phase						
Class	R	CE	0	0	0	0	80,000	80,000
Name	East Division Lane	CONS	0	0	0	0	1,250,000	1,250,000
County	053 - Pierce	PE	0	0	0	0	185,000	185,000
Project Type	NEWCON	Z	0	0	0	0	10,000	10,000
Work Type	6	Total	0	0	0	0	1,525,000	1,525,000
PCAS	P1011508	Phase						
Class	O	CE	0	0	120,000	0	0	120,000
Name	East 31st Street	CONS	0	800,000	425,000	0	0	1,225,000
County	053 - Pierce	PE	331,500	0	0	0	0	331,500
Project Type	RECONS	Z	0	0	40,000	0	0	40,000
Work Type	7	Total	331,500	800,000	585,000	0	0	1,716,500
PCAS	P1011509	Phase						
Class	R	CE	25,000	0	0	0	0	25,000
Name	Skayuhali Road	CONS	380,000	0	0	0	0	380,000
County	053 - Pierce	PE	195,000	0	0	0	0	195,000
Project Type	NEWCON	Z	50,000	0	0	0	0	50,000
Work Type	6	Total	650,000	0	0	0	0	650,000
PCAS	P1011510	Phase						
Class	O	CE	45,000	0	0	0	0	45,000
Name	Yamamoto Property Cultural Center Foot	CONS	225,000	0	0	0	0	225,000
County	053 - Pierce	PE	65,500	0	0	0	0	65,500
Project Type	BRDWLK	Z	10,000	0	0	0	0	10,000
Work Type	F1	Total	345,500	0	0	0	0	345,500



Indian Reservation Roads Programs

Federal Lands Highway

TIP Report



Entity Name	P10115 - Puyallup		
Program Class Code	651		
CSTIP Type	TIP	Fiscal Year	2013
	14-MAY-13	Funding Amount	1,591,705

State	53 - Washington
Location	P10115 - Puyallup

			FY 2013 (\$)	FY 2014 (\$)	FY 2015 (\$)	FY 2016 (\$)	FY 2017 (\$)	Total
PCAS	P1011511	Phase						
Class	O	CE	10,000	0	0	0	0	10,000
Name	Benbow Pedestrian Safety	CONS	85,000	0	0	0	0	85,000
County	053 - Pierce	PE	45,705	0	0	0	0	45,705
Project Type	SAFETY	Z	10,000	0	0	0	0	10,000
Work Type	I1	Total	150,705	0	0	0	0	150,705
PCAS	P1034600	Phase						
Class	R	CE	0	0	80,000	1,000	0	81,000
Name	Browning Street	CONS	0	380,000	550,000	500,000	0	1,430,000
County	053 - Pierce	PE	0	100,650	0	0	0	100,650
Project Type	RECONS	Z	0	0	10,000	1,000	0	11,000
Work Type	7	Total	0	480,650	640,000	502,000	0	1,622,650
PCAS	P1034700	Phase						
Class	R	CE	0	0	0	0	0	0
Name	East R Street	CONS	1,000	0	0	0	0	1,000
County	053 - Pierce	PE	0	0	0	0	0	0
Project Type	REHAB	Z	0	0	0	0	0	0
Work Type	7	Total	1,000	0	0	0	0	1,000
PCAS	P1034800	Phase						
Class	R	CE	0	0	0	0	0	0
Name	East Grandview	CONS	1,000	0	0	0	0	1,000
County	053 - Pierce	PE	0	0	0	0	0	0
Project Type	RECONS	Z	0	0	0	0	0	0
Work Type	7	Total	1,000	0	0	0	0	1,000
PCAS	P1034900	Phase						
Class	O	CE	0	0	0	120,000	0	120,000
Name	Boat Ramp/Facilities	CONS	0	0	375,000	900,000	0	1,275,000
County	053 - Pierce	PE	0	331,860	0	0	0	331,860
Project Type	NEWCON	Z	0	0	0	40,000	0	40,000
Work Type	6	Total	0	331,860	375,000	1,060,000	0	1,766,860
PCAS	P1035000	Phase						
Class	R	CE	1,000	0	0	0	0	1,000
Name	Wilkeson Road	CONS	4,000	0	0	0	0	4,000
County	053 - Pierce	PE	5,000	0	0	0	0	5,000
Project Type	RECONS	Z	1,000	0	0	0	0	1,000
Work Type	6	Total	11,000	0	0	0	0	11,000
Location Subtotal			1,591,705	1,712,510	1,700,000	1,662,000	1,625,000	8,291,215



Indian Reservation Roads Programs Federal Lands Highway TIP Report



Entity Name	P10119 - Sauk-Suiattle Indian Tribe		
Program Class Code	651		
CSTIP Type	TIP	Fiscal Year	2013
	27-AUG-13	Funding Amount	70,891

State	53 - Washington
Location	P10119 - Sauk-Suiattle Indian Tribe

PCAS	Class	Name	County	Project Type	Work Type	Phase	FY 2013 (\$)	FY 2014 (\$)	FY 2015 (\$)	FY 2016 (\$)	FY 2017 (\$)	Total
P1012601	O	ROAD MAINTENANCE 23 USC 204(C)	057 - Skagit	PLANING	S1	Total	24,811	24,811	24,811	24,811	24,811	124,055
						CE	0	0	0	0	0	0
						CONS	0	0	0	0	0	0
						PE	0	0	0	0	0	0
						Z	24,811	24,811	24,811	24,811	24,811	124,055
P1012602	O	Sauk- Suiattle Admin Cap Bldg- Transpo	057 - Skagit	PLANING	P10	Total	1,000	1,000	1,000	1,000	1,000	5,000
						CE	0	0	0	0	0	0
						CONS	0	0	0	0	0	0
						PE	1,000	1,000	1,000	1,000	1,000	5,000
						Z	0	0	0	0	0	0
P1012604	R	Price Street	057 - Skagit	REHAB	7	Total	11,391	14,391	14,391	14,391	14,391	68,955
						CE	0	1,000	1,000	1,000	1,000	4,000
						CONS	0	11,000	11,000	11,000	11,000	44,000
						PE	7,000	0	0	0	0	7,000
						Z	4,391	2,391	2,391	2,391	2,391	13,955
P1012605	R	Forest Lane	057 - Skagit	REHAB	7	Total	11,391	14,391	14,141	14,391	14,391	68,705
						CE	0	1,000	1,000	1,000	1,000	4,000
						CONS	0	11,000	10,750	11,000	11,000	43,750
						PE	7,000	0	0	0	0	7,000
						Z	4,391	2,391	2,391	2,391	2,391	13,955
P1012607	R	Tribal Center Entry	057 - Skagit	RECONS	7	Total	20,463	0	0	0	0	20,463
						CE	900	0	0	0	0	900
						CONS	16,563	0	0	0	0	16,563
						PE	2,500	0	0	0	0	2,500
						Z	500	0	0	0	0	500
P1012608	R	Spearhead Lake Access	057 - Skagit	RECONS	7	Total	900	900	900	900	526,500	530,100
						CE	0	0	0	0	40,000	40,000
						CONS	0	0	0	0	475,000	475,000
						PE	800	800	800	800	11,400	14,600
						Z	100	100	100	100	100	500



Indian Reservation Roads Programs

Federal Lands Highway

TIP Report



Entity Name	P10119 - Sauk-Suiattle Indian Tribe		
Program Class Code	651		
CSTIP Type	TIP	Fiscal Year	2013
	27-AUG-13	Funding Amount	70,891

State	53 - Washington
Location	P10119 - Sauk-Suiattle Indian Tribe

			FY 2013 (\$)	FY 2014 (\$)	FY 2015 (\$)	FY 2016 (\$)	FY 2017 (\$)	Total
PCAS	P1012609	Phase						
Class	R	CE	0	1,000	1,000	1,000	10,000	13,000
Name	Big Shop Road	CONS	0	6,500	6,500	6,500	155,000	174,500
County	057 - Skagit	PE	835	10,500	10,500	10,500	0	32,335
Project Type	RECONS	Z	100	1,200	1,200	1,200	20,000	23,700
Work Type	7	Total	935	19,200	19,200	19,200	185,000	243,535
Location Subtotal			70,891	74,693	74,443	74,693	766,093	1,060,813



Indian Reservation Roads Programs Federal Lands Highway TIP Report



Entity Name	P10131 - Upper Skagit Indian Tribe		
Program Class Code	651		
CSTIP Type	TIP	Fiscal Year	2013
	10-SEP-13	Funding Amount	324,588

State	53 - Washington
Location	P10131 - Upper Skagit Indian Tribe

PCAS	Class	Name	County	Project Type	Work Type	Phase	FY 2013 (\$)	FY 2014 (\$)	FY 2015 (\$)	FY 2016 (\$)	FY 2017 (\$)	Total
P1013101	O	ROAD MAINTENANCE 23 USC 204(C)	057 - Skagit	SAFETY	S1	CE	0	0	0	0	0	0
						CONS	0	0	0	0	0	0
						PE	0	0	0	0	0	0
						Z	70,000	70,000	70,000	70,000	70,000	350,000
						Total	70,000	70,000	70,000	70,000	70,000	350,000
P1013102	R	Helmick Road Safety Extension Project	057 - Skagit	NEWCON	7	CE	0	0	0	0	0	0
						CONS	0	0	0	0	0	0
						PE	0	0	0	0	0	0
						Z	25,000	0	0	0	0	25,000
						Total	25,000	0	0	0	0	25,000
P1013103	O	Nookwa Chahbsh SFH Parking-Safety-P	057 - Skagit	SAFETY	7	CE	0	0	0	0	0	0
						CONS	0	0	0	0	0	0
						PE	0	0	0	0	0	0
						Z	20,000	20,000	20,000	20,000	20,000	100,000
						Total	20,000	20,000	20,000	20,000	20,000	100,000
P1013104	O	Choba-Ahbsh Lane Resurfacing	057 - Skagit	REHAB	7	CE	0	0	0	0	0	0
						CONS	0	0	0	0	0	0
						PE	0	0	0	0	0	0
						Z	20,000	20,000	20,000	20,000	20,000	100,000
						Total	20,000	20,000	20,000	20,000	20,000	100,000
P1013105	O	Bow Ridge Drive Resurfacing Project	057 - Skagit	REHAB	7	CE	0	0	0	0	0	0
						CONS	1,000	1,000	1,000	1,000	1,000	5,000
						PE	0	0	0	0	0	0
						Z	0	0	0	0	0	0
						Total	1,000	1,000	1,000	1,000	1,000	5,000
P1013106	R	50 Acres Rd and 13 Acres Rd - Future p	057 - Skagit	NEWCON	7	CE	0	0	0	0	0	0
						CONS	0	0	0	0	0	0
						PE	0	0	0	0	0	0
						Z	1,000	1,000	1,000	1,000	1,000	5,000
						Total	1,000	1,000	1,000	1,000	1,000	5,000



Indian Reservation Roads Programs

Federal Lands Highway

TIP Report



Entity Name	P10131 - Upper Skagit Indian Tribe		
Program Class Code	651		
CSTIP Type	TIP	Fiscal Year	2013
	10-SEP-13	Funding Amount	324,588

State	53 - Washington
Location	P10131 - Upper Skagit Indian Tribe

PCAS	Class	Name	County	Project Type	Work Type	Phase	FY 2013 (\$)	FY 2014 (\$)	FY 2015 (\$)	FY 2016 (\$)	FY 2017 (\$)	Total
P1013107	O	Tribal Road Safety Program	057 - Skagit	SAFETY	P1	CE	0	0	0	0	0	0
						CONS	20,000	20,000	20,000	20,000	20,000	100,000
						PE	0	0	0	0	0	0
						Z	0	0	0	0	0	0
						Total	20,000	20,000	20,000	20,000	20,000	100,000
P1013109	O	Tribal Transportation Planning	057 - Skagit	PLANING	P9	CE	0	0	0	0	0	0
						CONS	0	0	0	0	0	0
						PE	51,588	55,964	55,964	55,964	55,964	275,444
						Z	0	0	0	0	0	0
						Total	51,588	55,964	55,964	55,964	55,964	275,444
P1013110	O	Helmick Road Safety Improvements	057 - Skagit	SAFETY	P2	CE	0	0	0	0	0	0
						CONS	110,000	135,000	135,000	135,000	135,000	650,000
						PE	0	0	0	0	0	0
						Z	0	0	0	0	0	0
						Total	110,000	135,000	135,000	135,000	135,000	650,000
P1013111	R	Helmick Road Reservation Tribal-State P	057 - Skagit	REHAB	7	CE	0	0	0	0	0	0
						CONS	0	0	0	0	0	0
						PE	0	0	0	0	0	0
						Z	1,000	1,000	1,000	1,000	1,000	5,000
						Total	1,000	1,000	1,000	1,000	1,000	5,000
P1013112	R	Helmick Road Reservation Tribal-Local P	057 - Skagit	REHAB	7	CE	0	0	0	0	0	0
						CONS	0	0	0	0	0	0
						PE	0	0	0	0	0	0
						Z	1,000	1,000	1,000	1,000	1,000	5,000
						Total	1,000	1,000	1,000	1,000	1,000	5,000
P1013113	O	Helmick Road Reservation Community Pa	057 - Skagit	WALKWY	F1	CE	0	0	0	0	0	0
						CONS	0	0	0	0	0	0
						PE	0	0	0	0	0	0
						Z	1,000	1,000	1,000	1,000	1,000	5,000
						Total	1,000	1,000	1,000	1,000	1,000	5,000



Indian Reservation Roads Programs

Federal Lands Highway

TIP Report



Entity Name	P10131 - Upper Skagit Indian Tribe		
Program Class Code	651		
CSTIP Type	TIP	Fiscal Year	2013
	10-SEP-13	Funding Amount	324,588

State	53 - Washington
Location	P10131 - Upper Skagit Indian Tribe

		Phase	FY 2013 (\$)	FY 2014 (\$)	FY 2015 (\$)	FY 2016 (\$)	FY 2017 (\$)	Total
PCAS	P1013114	CE	0	0	0	0	0	0
Class	R	CONS	0	0	0	0	0	0
Name	Bow Hill Reservation Project (North Darr	PE	0	0	0	0	0	0
County	057 - Skagit	Z	1,000	1,000	1,000	1,000	1,000	5,000
Project Type	REHAB	Total	1,000	1,000	1,000	1,000	1,000	5,000
Work Type	7							
PCAS	P1013115	Phase	FY 2013 (\$)	FY 2014 (\$)	FY 2015 (\$)	FY 2016 (\$)	FY 2017 (\$)	Total
Class	R	CE	0	0	0	0	0	0
Name	Bow Hill Reservation Tribal-State Project	CONS	0	0	0	0	0	0
County	057 - Skagit	PE	0	0	0	0	0	0
Project Type	REHAB	Z	1,000	1,000	1,000	1,000	1,000	5,000
Work Type	7	Total	1,000	1,000	1,000	1,000	1,000	5,000
PCAS	P1013116	Phase	FY 2013 (\$)	FY 2014 (\$)	FY 2015 (\$)	FY 2016 (\$)	FY 2017 (\$)	Total
Class	R	CE	0	0	0	0	0	0
Name	Bow Hill Reservation Tribal-Local Projec	CONS	0	0	0	0	0	0
County	057 - Skagit	PE	0	0	0	0	0	0
Project Type	REHAB	Z	1,000	1,000	1,000	1,000	1,000	5,000
Work Type	7	Total	1,000	1,000	1,000	1,000	1,000	5,000
Location Subtotal			324,588	328,964	328,964	328,964	328,964	1,640,444



Indian Reservation Roads Programs Federal Lands Highway TIP Report



Entity Name	P10133 - Samish Indian Tribe		
Program Class Code	651		
CSTIP Type	TIP	Fiscal Year	2013
	02-AUG-13	Funding Amount	86,981

State	53 - Washington
Location	P10133 - Samish Indian Tribe

		Phase	FY 2013 (\$)	FY 2014 (\$)	FY 2015 (\$)	FY 2016 (\$)	FY 2017 (\$)	Total
PCAS	P1013301	CE	0	0	0	0	0	0
Class	O	CONS	0	0	0	0	0	0
Name	Samish Transportation Planning	PE	1,000	1,000	1,000	1,000	1,000	5,000
County	057 - Skagit	Z	0	0	0	0	0	0
Project Type	PLANING	Total	1,000	1,000	1,000	1,000	1,000	5,000
Work Type	P10							
PCAS	P1013310	CE	0	0	0	0	0	0
Class	O	CONS	0	0	0	0	0	0
Name	Road Maintenance 23 USC 204(c)	PE	0	0	0	0	0	0
County	057 - Skagit	Z	3,000	3,000	3,000	3,000	3,000	15,000
Project Type	SEALING	Total	3,000	3,000	3,000	3,000	3,000	15,000
Work Type	S1							
PCAS	P1013311	CE	3,000	3,000	3,000	3,000	25,000	37,000
Class	R	CONS	18,000	66,000	73,450	72,000	900,000	1,129,450
Name	Lake Campbell Homeland Rd	PE	48,781	3,000	2,000	2,000	0	55,781
County	057 - Skagit	Z	12,000	12,000	12,000	12,000	12,000	60,000
Project Type	NEWCON	Total	81,781	84,000	90,450	89,000	937,000	1,282,231
Work Type	7							
PCAS	P1013312	CE	0	0	0	0	0	0
Class	O	CONS	1,000	1,000	1,000	1,000	1,000	5,000
Name	Reservation-wide Safety Signing Projec	PE	0	0	0	0	0	0
County	057 - Skagit	Z	200	200	200	200	200	1,000
Project Type	SAFETY	Total	1,200	1,200	1,200	1,200	1,200	6,000
Work Type	P1							
Location Subtotal			86,981	89,200	95,650	94,200	942,200	1,308,231



Indian Reservation Roads Programs

Federal Lands Highway

TIP Report



Entity Name	P11124 - Yakama Nation		
Program Class Code	651		
CSTIP Type	TIP	Fiscal Year	2013
	10-APR-13	Funding Amount	1,331,289

State	53 - Washington
Location	P11124 - Yakama Nation

PCAS	Class	Name	County	Project Type	Work Type	Phase	FY 2013 (\$)	FY 2014 (\$)	FY 2015 (\$)	FY 2016 (\$)	FY 2017 (\$)	Total
P1112400	O	Yakama Admin Cap Bldg Transportation	077 - Yakima	PLANING	P10	CE	0	0	0	0	0	0
						CONS	0	0	0	0	0	0
						PE	35,075	35,075	35,075	35,075	35,075	175,375
						Z	0	0	0	0	0	0
						Total	35,075	35,075	35,075	35,075	35,075	175,375
P1112401	O	Yakima Road Maintenance 23 USC 204(c)	077 - Yakima	PLANING	S1	CE	0	0	0	0	0	0
						CONS	0	0	0	0	0	0
						PE	0	0	0	0	0	0
						Z	6,000	216,500	216,000	144,500	390,851	973,851
						Total	6,000	216,500	216,000	144,500	390,851	973,851
P1112402	R	Wesley Road	077 - Yakima	RECONS	7	CE	30,000	5,500	0	0	0	35,500
						CONS	972,914	15,000	0	0	0	987,914
						PE	47,250	0	0	0	0	47,250
						Z	25,000	4,500	0	0	0	29,500
						Total	1,075,164	25,000	0	0	0	1,100,164
P1112403	R	Fort Road	077 - Yakima	RECONS	7	CE	0	0	0	0	0	0
						CONS	0	0	0	0	3,000	3,000
						PE	0	0	0	0	4,000	4,000
						Z	0	0	0	0	1,000	1,000
						Total	0	0	0	0	8,000	8,000
P1112411	O	Safety Sign Reflectivity Project	077 - Yakima	SAFETY	P1	CE	0	0	0	0	15,000	15,000
						CONS	0	0	0	0	100,000	100,000
						PE	0	0	0	0	0	0
						Z	0	0	0	0	17,000	17,000
						Total	0	0	0	0	132,000	132,000
P1112412	R	Robbins Road	077 - Yakima	RECONS	6	CE	0	40,000	40,000	40,000	0	120,000
						CONS	0	844,000	845,000	775,000	0	2,464,000
						PE	20,000	48,500	50,500	47,500	0	166,500
						Z	20,000	14,060	13,060	13,037	0	60,157
						Total	40,000	946,560	948,560	875,537	0	2,810,657



Indian Reservation Roads Programs

Federal Lands Highway

TIP Report



Entity Name	P11124 - Yakama Nation		
Program Class Code	651		
CSTIP Type	TIP	Fiscal Year	2013
	10-APR-13	Funding Amount	1,331,289

State	53 - Washington
Location	P11124 - Yakama Nation

		Phase	FY 2013 (\$)	FY 2014 (\$)	FY 2015 (\$)	FY 2016 (\$)	FY 2017 (\$)	Total
PCAS	P1112413	CE	3,500	2,000	0	0	0	5,500
Class	R	CONS	156,500	0	0	0	0	156,500
Name	Dry Logy Road	PE	6,550	0	0	0	0	6,550
County	077 - Yakima	Z	3,500	1,000	0	0	0	4,500
Project Type	RECONS	Total	170,050	3,000	0	0	0	173,050
Work Type	7							
PCAS	P1112414	CE	0	0	0	5,000	0	5,000
Class	R	CONS	0	0	0	275,000	0	275,000
Name	Linden Street	PE	0	0	0	19,500	0	19,500
County	077 - Yakima	Z	0	0	0	1,523	0	1,523
Project Type	RECONS	Total	0	0	0	301,023	0	301,023
Work Type	7							
PCAS	P1112415	CE	0	0	0	0	0	0
Class	R	CONS	0	0	0	0	150,000	150,000
Name	Big Muddy Haul Road	PE	0	0	0	0	114,000	114,000
County	077 - Yakima	Z	0	0	0	0	20,000	20,000
Project Type	RECONS	Total	0	0	0	0	284,000	284,000
Work Type	3							
PCAS	P1112416	CE	0	2,500	0	0	0	2,500
Class	R	CONS	0	37,000	0	0	0	37,000
Name	Slide Ranch Road	PE	5,000	9,000	0	0	0	14,000
County	077 - Yakima	Z	0	1,500	0	0	0	1,500
Project Type	SEALING	Total	5,000	50,000	0	0	0	55,000
Work Type	S1							
PCAS	P1112417	CE	0	0	0	0	7,500	7,500
Class	R	CONS	0	0	0	0	170,000	170,000
Name	Jackson Street	PE	0	0	0	0	21,000	21,000
County	077 - Yakima	Z	0	0	0	0	5,000	5,000
Project Type	NEWCON	Total	0	0	0	0	203,500	203,500
Work Type	7							
PCAS	P1112418	CE	0	0	0	0	0	0
Class	R	CONS	0	0	60,000	0	0	60,000
Name	White Swan Street	PE	0	0	16,000	0	0	16,000
County	077 - Yakima	Z	0	0	3,000	0	0	3,000
Project Type	NEWCON	Total	0	0	79,000	0	0	79,000
Work Type	7							
Location Subtotal			1,331,289	1,276,135	1,278,635	1,356,135	1,053,426	6,295,620



Indian Reservation Roads Programs

Federal Lands Highway

TIP Report



Entity Name	P16108 - Makah		
Program Class Code	651		
CSTIP Type	TIP	Fiscal Year	2013
	27-AUG-13	Funding Amount	383,055

State	53 - Washington
Location	P16108 - Makah

			FY 2013 (\$)	FY 2014 (\$)	FY 2015 (\$)	FY 2016 (\$)	FY 2017 (\$)	Total
PCAS	P1610800	Phase						
Class	O	CE	0	0	0	0	0	0
Name	Makah Admin Cap Bldg- Transportation P	CONS	0	0	0	0	0	0
County	009 - Clallam	PE	49,967	50,000	50,000	50,000	50,000	249,967
Project Type	PLANING	Z	0	0	0	0	0	0
Work Type	P10	Total	49,967	50,000	50,000	50,000	50,000	249,967
PCAS	P1610801	Phase						
Class	O	CE	0	13,000	9,000	18,000	0	40,000
Name	Village Roads	CONS	0	102,580	150,000	150,000	0	402,580
County	009 - Clallam	PE	0	30,000	0	0	0	30,000
Project Type	REHAB	Z	0	4,000	2,000	4,000	0	10,000
Work Type	7	Total	0	149,580	161,000	172,000	0	482,580
PCAS	P1610802	Phase						
Class	O	CE	0	4,000	0	0	0	4,000
Name	Bay View Ave. Sidewalk	CONS	0	50,000	0	0	0	50,000
County	009 - Clallam	PE	0	5,000	0	0	0	5,000
Project Type	WALKWY	Z	0	5,000	0	0	0	5,000
Work Type	F1	Total	0	64,000	0	0	0	64,000
PCAS	P1610803	Phase						
Class	O	CE	0	1,500	11,250	3,750	0	16,500
Name	Cape Flattery Scenic Byway Safety	CONS	0	13,500	38,500	27,500	0	79,500
County	009 - Clallam	PE	0	9,000	15,000	10,000	0	34,000
Project Type	SAFETY	Z	0	1,500	11,250	3,750	0	16,500
Work Type	P2	Total	0	25,500	76,000	45,000	0	146,500
PCAS	P1610804	Phase						
Class	R	CE	0	0	0	0	0	0
Name	Road Maintenance 23 USC 204(c)	CONS	0	0	0	0	0	0
County	009 - Clallam	PE	0	0	0	0	0	0
Project Type	PLANING	Z	83,881	85,000	85,000	85,000	85,000	423,881
Work Type	S1	Total	83,881	85,000	85,000	85,000	85,000	423,881
PCAS	P1610805	Phase						
Class	O	CE	2,000	2,500	0	0	0	4,500
Name	Hobuck Creek Culvert	CONS	19,900	15,000	0	0	0	34,900
County	009 - Clallam	PE	0	0	0	0	0	0
Project Type	SAFETY	Z	2,000	2,500	0	0	0	4,500
Work Type	C3	Total	23,900	20,000	0	0	0	43,900



Indian Reservation Roads Programs

Federal Lands Highway

TIP Report



Entity Name	P16108 - Makah		
Program Class Code	651		
CSTIP Type	TIP	Fiscal Year	2013
	27-AUG-13	Funding Amount	383,055

State	53 - Washington
Location	P16108 - Makah

		Phase	FY 2013 (\$) FY 2014 (\$) FY 2015 (\$) FY 2016 (\$) FY 2017 (\$)					Total
PCAS	P1610806	CE	15,000	0	0	0	0	15,000
Class	R	CONS	175,000	0	0	0	0	175,000
Name	Ba Adah Village Loop	PE	25,000	0	0	0	0	25,000
County	009 - Clallam	Z	10,307	0	0	0	0	10,307
Project Type	SAFETY	Total	225,307	0	0	0	0	225,307
Work Type	7							
Location Subtotal			383,055	394,080	372,000	352,000	135,000	1,636,135



Tribal Transportation Program Transportation Improvement Program

Consortium:			
Tribe	Jamestown S'Klallam Tribe	Date	6/7/2013
Funding Source	PLHD (examples: IRR, IRRBP, 2% Planning, PLH-D)	Current FY	2014

PROJECT INFORMATION

Include In STIP STIP Amount

Project Name	Old Blyn Highway Traffic Calming - Phase II		
Location	Section 810 - from the Jimmycomelately Creek east to the Tribal library		
Type of Work	Asphalt overlay, shoulder improvements, additional sidewalks and crosswalk		
Route Number	0003	Project Number	
Length	0.8 Miles	County	Clallam
State	WA	Construction Year	2013
Comments	...This project will complete the next 1/2 mile of road and finish the project. TTP funding of \$343,362 plus PLHD funding of \$359,914 will cover the preliminary engineering and construction costs.		

Activity	CURRENT FY	CURRENT FY+1	CURRENT FY+2	CURRENT FY+3	CURRENT FY+4	TOTAL
Administration	\$0	\$0	\$0	\$0	\$0	\$0.00
Planning	\$0	\$0	\$0	\$0	\$0	\$0
Preliminary Engineering	\$113,995	\$0	\$0	\$0	\$0	\$113,995
Construction	\$308,281	\$219,000	\$0	\$0	\$0	\$527,281
Construction Engineering	\$31,000	\$31,000	\$0	\$0	\$0	\$62,000
Transit	\$0	\$0	\$0	\$0	\$0	\$0
Maintenance	\$0	\$0	\$0	\$0	\$0	\$0
TOTAL	\$453,276	\$250,000	\$0	\$0	\$0	\$703,276



Tribal Transportation Program Transportation Improvement Program

Consortium:			
Tribe	Jamestown S'Klallam Tribe	Date	6/7/2013
Funding Source	TTP	(examples: IRR, IRRBP, 2% Planning, PLH-D)	Current FY
			2014

PROJECT INFORMATION

Include In STIP

STIP Amount

Project Name	Maintenance		
Location			
Type of Work	Asphalt overlays, asphalt patching, ditch/culvert replacement, chip seal, trail maintenance		
Route Number		Project Number	
Length	0 Miles	County	Clallam
State	WA	Construction Year	
Comments	All Official routes		

Activity	CURRENT FY	CURRENT FY+1	CURRENT FY+2	CURRENT FY+3	CURRENT FY+4	TOTAL
Administration	\$0	\$0	\$0	\$0	\$0	\$0.00
Planning	\$0	\$0	\$0	\$0	\$0	\$0
Preliminary Engineering	\$0	\$0	\$0	\$0	\$0	\$0
Construction	\$0	\$0	\$0	\$0	\$0	\$0
Construction Engineering	\$0	\$0	\$0	\$0	\$0	\$0
Transit	\$0	\$0	\$0	\$0	\$0	\$0
Maintenance	\$50,000	\$55,000	\$60,500	\$66,550	\$0	\$232,050
TOTAL	\$50,000	\$55,000	\$60,500	\$66,550	\$0	\$232,050



Tribal Transportation Program Transportation Improvement Program

Consortium:			
Tribe	Jamestown S'Klallam Tribe	Date	6/7/2013
Funding Source	2% Planning	(examples: IRR, IRRBP, 2% Planning, PLH-D)	Current FY
			2014

PROJECT INFORMATION

Include In STIP STIP Amount

Project Name	LRTP Update		
Location			
Type of Work	Comprehensive update of Long Range Transportation Plan and IRR Inventory		
Route Number		Project Number	
Length	0 Miles	County	Clallam
State	WA	Construction Year	
Comments	The costs for Administration include transportation staff wages and fringe; the costs for planning include LRTP and IRR Inventory update.		

Activity	CURRENT FY	CURRENT FY+1	CURRENT FY+2	CURRENT FY+3	CURRENT FY+4	TOTAL
Administration	\$30,000	\$33,000	\$36,300	\$39,930	\$0	\$139,230.00
Planning	\$30,000	\$20,000	\$20,000	\$20,000	\$0	\$90,000
Preliminary Engineering	\$0	\$0	\$0	\$0	\$0	\$0
Construction	\$0	\$0	\$0	\$0	\$0	\$0
Construction Engineering	\$0	\$0	\$0	\$0	\$0	\$0
Transit	\$0	\$0	\$0	\$0	\$0	\$0
Maintenance	\$0	\$0	\$0	\$0	\$0	\$0
TOTAL	\$60,000	\$53,000	\$56,300	\$59,930	\$0	\$229,230



Tribal Transportation Program Transportation Improvement Program

Consortium:			
Tribe	Jamestown S'Klallam Tribe	Date	6/7/2013
Funding Source	TTP (examples: IRR, IRRBP, 2% Planning, PLH-D)	Current FY	2014

PROJECT INFORMATION

Include In STIP STIP Amount

Project Name	Longhouse Market Trail		
Location	Section 834 - from the Tribe's South Campus to the Longhouse Market.		
Type of Work	Construction of a pedestrian pathway on the south side of US 101.		
Route Number	0001	Project Number	
Length	0.5 Miles	County	Clallam
State	WA	Construction Year	2014
Comments	This project will involve working with WSDOT through their "Adopt A Highway" program. The trail will be a walking path that allows safe access from the Tribal campus to the Longhouse Market.		

Activity	CURRENT FY	CURRENT FY+1	CURRENT FY+2	CURRENT FY+3	CURRENT FY+4	TOTAL
Administration	\$0	\$0	\$0	\$0	\$0	\$0.00
Planning	\$0	\$0	\$0	\$0	\$0	\$0
Preliminary Engineering	\$20,000	\$0	\$0	\$0	\$0	\$20,000
Construction	\$50,000	\$0	\$0	\$0	\$0	\$50,000
Construction Engineering	\$0	\$0	\$0	\$0	\$0	\$0
Transit	\$0	\$0	\$0	\$0	\$0	\$0
Maintenance	\$0	\$0	\$0	\$0	\$0	\$0
TOTAL	\$70,000	\$0	\$0	\$0	\$0	\$70,000



Tribal Transportation Program Transportation Improvement Program

Consortium:

Tribe **Jamestown S'Klallam Tribe** Date **6/7/2013**
 Funding Source **TTP and HPP** (examples: IRR, IRRBP, 2% Planning, PLH-D) Current FY **2014**

PROJECT INFORMATION

Include In STIP STIP Amount

Project Name Chicken Coop/Zaccardo Intersection

Location Section 834 - Located adjacent to and northeast of the Tribe's South Campus facility.

Type of Work Approach road re-alignment of two dangerous intersections that will be combined into one.

Route Number 0001

Project Number

Length 0.25 Miles

County Clallam

State WA

Construction Year 2013 - 2015

Comments ...banking funds as shown below over the next four years...IRR funds will be used for construction. The engineer's estimate for construction is \$3,000,000 working with local county and USDA to secure remaining funds.

Activity	CURRENT FY	CURRENT FY+1	CURRENT FY+2	CURRENT FY+3	CURRENT FY+4	TOTAL
Administration	\$20,000	\$0	\$0	\$0	\$0	\$20,000.00
Planning	\$0	\$0	\$0	\$0	\$0	\$0
Preliminary Engineering	\$0	\$0	\$0	\$0	\$0	\$0
Construction	\$0	\$315,000	\$315,000	\$315,000	\$0	\$945,000
Construction Engineering	\$0	\$35,000	\$35,000	\$35,000	\$0	\$105,000
Transit	\$0	\$0	\$0	\$0	\$0	\$0
Maintenance	\$0	\$0	\$0	\$0	\$0	\$0
TOTAL	\$20,000	\$350,000	\$350,000	\$350,000	\$0	\$1,070,000

APPROVED _____

John Bolster
 For IRR Program Manager, FHWA-FLH

DATE _____

9-19-2013

CONCURRED _____

DATE _____

Bureau of Indian Affairs

Approval of the TIP is not to be construed as a Federal eligibility determination. Each project must satisfy the specific requirements of the program from which Federal funds are being programmed to, as well as other Federal requirements as appropriate before Federal funds are expended.



Tribal Transportation Program Transportation Improvement Program

Consortium:			
Tribe	Swinomish Indian Tribal Community	Date	9/16/2013
Funding Source	TPP (examples: IRR, IRRBP, 2% Planning, PLH-D)	Current FY	2014

PROJECT INFORMATION

Include In STIP STIP Amount

Project Name	SR20 Safe Access Improvements		
Location	SR20 in the vicinity of milepost 50.6		
Type of Work	PS&E for acceleration/ deceleration lane and interchange improvements		
Route Number	20	Project Number	STR-14-001
Length	0.19 Miles	County	Skagit
State	WA	Construction Year	2014
Comments	Design funded by award of \$215,000 in STP-R funds through Skagit RTPO		

Activity	CURRENT FY	CURRENT FY+1	CURRENT FY+2	CURRENT FY+3	CURRENT FY+4	TOTAL
Administration	\$0	\$0	\$0	\$0	\$0	\$0.00
Planning	\$0	\$0	\$0	\$0	\$0	\$0
Preliminary Engineering	\$10,000	\$10,000	\$0	\$0	\$0	\$20,000
Construction	\$0	\$0	\$0	\$0	\$0	\$0
Construction Engineering	\$0	\$0	\$0	\$0	\$0	\$0
Transit	\$0	\$0	\$0	\$0	\$0	\$0
Maintenance	\$0	\$0	\$0	\$0	\$0	\$0
TOTAL	\$10,000	\$10,000	\$0	\$0	\$0	\$20,000



Tribal Transportation Program Transportation Improvement Program

Consortium:			
Tribe	Swinomish Indian Tribal Community	Date	9/16/2013
Funding Source	WSDOT/TTP (examples: IRR, IRRBP, 2% Planning, PLH-D)	Current FY	2014

PROJECT INFORMATION

Include In STIP STIP Amount

Project Name	Village Safety Improvements (Safe Routes to School)		
Location	Swinomish Village		
Type of Work	Traffic and pedestrian safety improvements on Swinomish Village roads		
Route Number	51	Project Number	STR-14-002
Length	0 Miles	County	Skagit
State	WA	Construction Year	2014
Comments	Funding of \$744,500 awarded through WSDOT for Safe Routes to School project; NEPA review to commence upon completion of design		

Activity	CURRENT FY	CURRENT FY+1	CURRENT FY+2	CURRENT FY+3	CURRENT FY+4	TOTAL
Administration	\$0	\$0	\$0	\$0	\$0	\$0.00
Planning	\$0	\$0	\$0	\$0	\$0	\$0
Preliminary Engineering	\$0	\$0	\$0	\$0	\$0	\$0
Construction	\$0	\$0	\$0	\$0	\$0	\$0
Construction Engineering	\$10,000	\$10,000	\$0	\$0	\$0	\$20,000
Transit	\$0	\$0	\$0	\$0	\$0	\$0
Maintenance	\$0	\$0	\$0	\$0	\$0	\$0
TOTAL	\$10,000	\$10,000	\$0	\$0	\$0	\$20,000



Tribal Transportation Program Transportation Improvement Program

Consortium:			
Tribe	Swinomish Indian Tribal Community	Date	9/16/2013
Funding Source	TPP (examples: IRR, IRRBP, 2% Planning, PLH-D)	Current FY	2014

PROJECT INFORMATION

Include In STIP STIP Amount

Project Name	Moorage Way/Front Street Reconstruction		
Location	Swinomish Village, Moorage Way/Front Street, with drainage improvements		
Type of Work	Reconstruction of Moorage Way and Front Street		
Route Number	51	Project Number	STR-15-001
Length	0.3 Miles	County	Skagit
State	WA	Construction Year	2015
Comments			

Activity	CURRENT FY	CURRENT FY+1	CURRENT FY+2	CURRENT FY+3	CURRENT FY+4	TOTAL
Administration	\$0	\$0	\$0	\$0	\$0	\$0.00
Planning	\$0	\$0	\$0	\$0	\$0	\$0
Preliminary Engineering	\$0	\$70,000	\$0	\$0	\$0	\$70,000
Construction	\$0	\$250,000	\$0	\$0	\$0	\$250,000
Construction Engineering	\$0	\$0	\$0	\$0	\$0	\$0
Transit	\$0	\$0	\$0	\$0	\$0	\$0
Maintenance	\$0	\$0	\$0	\$0	\$0	\$0
TOTAL	\$0	\$320,000	\$0	\$0	\$0	\$320,000



Tribal Transportation Program Transportation Improvement Program

Consortium:			
Tribe	Swinomish Indian Tribal Community	Date	9/16/2013
Funding Source	TPP (examples: IRR, IRRBP, 2% Planning, PLH-D)	Current FY	2014

PROJECT INFORMATION

Include In STIP STIP Amount

Project Name	Squi Qui Lane reconstruction		
Location	Swinomish Village, Squi Qui Lane		
Type of Work	Reconstruction of a portion of Squi Qui Lane		
Route Number	2060	Project Number	STR-17-001
Length	0.2 Miles	County	Skagit
State	WA	Construction Year	2017
Comments	Design and NEPA previously completed for ARRA project in 2010		

Activity	CURRENT FY	CURRENT FY+1	CURRENT FY+2	CURRENT FY+3	CURRENT FY+4	TOTAL
Administration	\$0	\$0	\$0	\$0	\$0	\$0.00
Planning	\$0	\$0	\$0	\$0	\$0	\$0
Preliminary Engineering	\$0	\$0	\$0	\$0	\$0	\$0
Construction	\$0	\$0	\$0	\$170,000	\$0	\$170,000
Construction Engineering	\$0	\$0	\$0	\$0	\$0	\$0
Transit	\$0	\$0	\$0	\$0	\$0	\$0
Maintenance	\$0	\$0	\$0	\$0	\$0	\$0
TOTAL	\$0	\$0	\$0	\$170,000	\$0	\$170,000



Tribal Transportation Program Transportation Improvement Program

Consortium:			
Tribe	Swinomish Indian Tribal Community	Date	9/16/2013
Funding Source	TPP (examples: IRR, IRRBP, 2% Planning, PLH-D)	Current FY	2014

PROJECT INFORMATION

Include In STIP STIP Amount

Project Name	Village Roads Reconstruction, Ave. "A" & Keeah Ave.		
Location	Avenue "A" and Keeah Avenue		
Type of Work	Reconstruction of existing roadways and correction of crown and drainage		
Route Number	2055/2056	Project Number	STR-17-002
Length	0.2 Miles	County	Skagit
State	WA	Construction Year	2017
Comments	NEPA to commence upon completion of design		

Activity	CURRENT FY	CURRENT FY+1	CURRENT FY+2	CURRENT FY+3	CURRENT FY+4	TOTAL
Administration	\$0	\$0	\$0	\$0	\$0	\$0.00
Planning	\$0	\$0	\$0	\$0	\$0	\$0
Preliminary Engineering	\$0	\$0	\$0	\$75,000	\$0	\$75,000
Construction	\$0	\$0	\$0	\$0	\$250,000	\$250,000
Construction Engineering	\$0	\$0	\$0	\$0	\$0	\$0
Transit	\$0	\$0	\$0	\$0	\$0	\$0
Maintenance	\$0	\$0	\$0	\$0	\$0	\$0
TOTAL	\$0	\$0	\$0	\$75,000	\$250,000	\$325,000



Tribal Transportation Program Transportation Improvement Program

Consortium: _____
Tribe: Swinomish Indian Tribal Community **Date:** 9/16/2013
Funding Source: TPP 2% (examples: IRR, IRRBP, 2% Planning, PLH-D) **Current FY:** 2014

PROJECT INFORMATION

Include In STIP STIP Amount _____

Project Name	Transportation Planning		
Location	Swinomish Reservation Vicinity		
Type of Work	Ongoing program support for tribal transportation planning activities		
Route Number	_____	Project Number	STR-TP
Length	0 Miles	County	Skagit
State	WA	Construction Year	2014-2019
Comments	Ongoing program support for tribal transportation planning activities		

Activity	CURRENT FY	CURRENT FY+1	CURRENT FY+2	CURRENT FY+3	CURRENT FY+4	TOTAL
Administration	\$0	\$0	\$0	\$0	\$0	\$0.00
Planning	\$40,000	\$50,000	\$50,000	\$50,000	\$50,000	\$240,000
Preliminary Engineering	\$0	\$0	\$0	\$0	\$0	\$0
Construction	\$0	\$0	\$0	\$0	\$0	\$0
Construction Engineering	\$0	\$0	\$0	\$0	\$0	\$0
Transit	\$0	\$0	\$0	\$0	\$0	\$0
Maintenance	\$0	\$0	\$0	\$0	\$0	\$0
TOTAL	\$40,000	\$50,000	\$50,000	\$50,000	\$50,000	\$240,000

APPROVED _____ Kyle B. Kitchel _____ **DATE** 11/20/2013 _____

For: TTP Program Director, FHWA-FLH

CONCURRED _____ **DATE** _____

Bureau of Indian Affairs

Approval of the TIP is not to be construed as a Federal eligibility determination. Each project must satisfy the specific requirements of the program from which Federal funds are being programmed to, as well as other Federal requirements as appropriate before Federal funds are expended.



Indian Reservation Roads Program Transportation Improvement Program

Consortium:			
Tribe	Stillaguamish Tribe	Date	4/2/2013
Funding Source	TTP	(examples: IRR, IRRBP, 2% Planning, PLH-D)	Current FY
			2013

PROJECT INFORMATION

Include In STIP STIP Amount

Project Name	Transit - STTS		
Location			
Type of Work	Transit		
Route Number		Project Number	100
Length	0 Miles	County	Snohomish
State	Washington	Construction Year	
Comments	For operation of the Stillaguamish Tribal Transit Program. This will compliment FTA and Tribal funding. FHWA environmental required.		

Activity	CURRENT FY	CURRENT FY+1	CURRENT FY+2	CURRENT FY+3	CURRENT FY+4	TOTAL
Administration	\$0	\$0	\$0	\$0	\$0	\$0.00
Planning	\$0	\$0	\$0	\$0	\$0	\$0
Preliminary Engineering	\$0	\$0	\$0	\$0	\$0	\$0
Construction	\$0	\$0	\$0	\$0	\$0	\$0
Construction Engineering	\$0	\$0	\$0	\$0	\$0	\$0
Transit	\$100,000	\$75,000	\$75,000	\$75,000	\$75,000	\$400,000
Maintenance	\$0	\$0	\$0	\$0	\$0	\$0
TOTAL	\$100,000	\$75,000	\$75,000	\$75,000	\$75,000	\$400,000



Indian Reservation Roads Program Transportation Improvement Program

Consortium:			
Tribe	Stillaguamish Tribe	Date	4/2/2013
Funding Source	TTP	(examples: IRR, IRRBP, 2% Planning, PLH-D)	Current FY
			2013

PROJECT INFORMATION

Include In STIP STIP Amount

Project Name	Rideshare (Carpool/Transit)		
Location			
Type of Work	Transit		
Route Number		Project Number	110
Length	0 Miles	County	Snohomish
State	Washington	Construction Year	
Comments	Current FY is for matching FTA transit capital purchases and for operation. Program is in full operation and all vehicles are currently in use. FHWA environmental required.		

Activity	CURRENT FY	CURRENT FY+1	CURRENT FY+2	CURRENT FY+3	CURRENT FY+4	TOTAL
Administration	\$0	\$0	\$0	\$0	\$0	\$0.00
Planning	\$0	\$0	\$0	\$0	\$0	\$0
Preliminary Engineering	\$0	\$0	\$0	\$0	\$0	\$0
Construction	\$0	\$0	\$0	\$0	\$0	\$0
Construction Engineering	\$0	\$0	\$0	\$0	\$0	\$0
Transit	\$100,000	\$75,000	\$75,000	\$75,000	\$75,000	\$400,000
Maintenance	\$0	\$0	\$0	\$0	\$0	\$0
TOTAL	\$100,000	\$75,000	\$75,000	\$75,000	\$75,000	\$400,000



Indian Reservation Roads Program Transportation Improvement Program

Consortium:			
Tribe	Stillaguamish Tribe	Date	4/2/2013
Funding Source	TTP	(examples: IRR, IRRBP, 2% Planning, PLH-D)	Current FY
			2013

PROJECT INFORMATION

Include In STIP STIP Amount

Project Name	Anderson/Barlund Road		
Location	100 yds Northeast of I-5 Exit 210 T32 R5 S31		
Type of Work	PS &E, New Road Construction		
Route Number	8004 sec 10	Project Number	130
Length	0.3 Miles	County	Snohomish
State	Washington	Construction Year	2013
Comments	Gravel service road next to future C-Store. Tied to 13th Ave. Will be a high traffic area/service area. Future use not determined.		

Activity	CURRENT FY	CURRENT FY+1	CURRENT FY+2	CURRENT FY+3	CURRENT FY+4	TOTAL
Administration	\$0	\$0	\$0	\$0	\$0	\$0.00
Planning	\$0	\$0	\$0	\$0	\$0	\$0
Preliminary Engineering	\$2,000	\$0	\$0	\$0	\$0	\$2,000
Construction	\$3,000	\$5,000	\$5,000	\$0	\$0	\$13,000
Construction Engineering	\$0	\$0	\$0	\$0	\$0	\$0
Transit	\$0	\$0	\$0	\$0	\$0	\$0
Maintenance	\$0	\$0	\$0	\$1,000	\$1,000	\$2,000
TOTAL	\$5,000	\$5,000	\$5,000	\$1,000	\$1,000	\$17,000



Indian Reservation Roads Program Transportation Improvement Program

Consortium:			
Tribe	Stillaguamish Tribe	Date	4/2/2013
Funding Source	TTP	(examples: IRR, IRRBP, 2% Planning, PLH-D)	Current FY
			2013

PROJECT INFORMATION

Include In STIP STIP Amount

Project Name	13th Ave		
Location	70 yards east of I-5 exit 210 T32 R5 S31		
Type of Work	PS & E and New Construction		
Route Number	0013 sec10	Project Number	140
Length	0.1 Miles	County	
State	Washington	Construction Year	2013
Comments	...Currently PS&E is underway. A second road improvement phase will take place later.		

Activity	CURRENT FY	CURRENT FY+1	CURRENT FY+2	CURRENT FY+3	CURRENT FY+4	TOTAL
Administration	\$15,000	\$0	\$0	\$0	\$0	\$15,000.00
Planning	\$10,000	\$0	\$0	\$0	\$0	\$10,000
Preliminary Engineering	\$0	\$0	\$0	\$0	\$0	\$0
Construction	\$390,000	\$0	\$0	\$0	\$0	\$390,000
Construction Engineering	\$50,000	\$0	\$0	\$0	\$0	\$50,000
Transit	\$0	\$0	\$0	\$0	\$0	\$0
Maintenance	\$0	\$25,000	\$5,000	\$5,000	\$5,000	\$40,000
TOTAL	\$465,000	\$25,000	\$5,000	\$5,000	\$5,000	\$505,000



Indian Reservation Roads Program Transportation Improvement Program

Consortium:			
Tribe	Stillaguamish Tribe	Date	4/2/2013
Funding Source	TTP	(examples: IRR, IRRBP, 2% Planning, PLH-D)	Current FY
			2013

PROJECT INFORMATION

Include In STIP STIP Amount

Project Name	James Dorsey Road 80 Acres Road		
Location	S of 55th Ave. Arlington T32 R5 S34		
Type of Work	PS & E, Clearing and new road construction to future Tribal housing subdivision and new Community Ce		
Route Number	0054 sec 10	Project Number	150
Length	1.5 Miles	County	Snohomish
State	Washington	Construction Year	2013 & 2014
Comments	...Engineer's estimate is \$730,000. A 2nd design option for entry way only is being generated. Balance of \$226,000 from FY 2011 is being used now.		

Activity	CURRENT FY	CURRENT FY+1	CURRENT FY+2	CURRENT FY+3	CURRENT FY+4	TOTAL
Administration	\$15,000	\$15,000	\$3,000	\$5,000	\$5,000	\$43,000.00
Planning	\$15,000	\$2,000	\$2,000	\$2,000	\$2,000	\$23,000
Preliminary Engineering	\$75,000	\$75,000	\$50,000	\$10,000	\$10,000	\$220,000
Construction	\$400,000	\$293,000	\$170,000	\$213,000	\$213,000	\$1,289,000
Construction Engineering	\$25,000	\$25,000	\$25,000	\$20,000	\$20,000	\$115,000
Transit	\$0	\$0	\$0	\$0	\$0	\$0
Maintenance	\$0	\$0	\$0	\$0	\$0	\$0
TOTAL	\$530,000	\$410,000	\$250,000	\$250,000	\$250,000	\$1,690,000



Indian Reservation Roads Program Transportation Improvement Program

Consortium:			
Tribe	Stillaguamish Tribe	Date	4/2/2013
Funding Source	TTP	(examples: IRR, IRRBP, 2% Planning, PLH-D)	Current FY
			2013

PROJECT INFORMATION

Include In STIP STIP Amount

Project Name	Harvey Creek Road Turn Lane		
Location	.7 Miles N of Arlington Washington T32 R5 S35		
Type of Work	Safety, Intersection Improvement		
Route Number	0820 sec70	Project Number	160
Length	0.1 Miles	County	Snohomish
State	Washinton	Construction Year	2012
Comments	Safety project for accessing Tribal hatchery. Substantial construction completed 2012. Minor road stripping and WSDOT sign-off left. Surplus funding remains		

Activity	CURRENT FY	CURRENT FY+1	CURRENT FY+2	CURRENT FY+3	CURRENT FY+4	TOTAL
Administration	\$0	\$0	\$0	\$0	\$0	\$0.00
Planning	\$0	\$0	\$0	\$0	\$0	\$0
Preliminary Engineering	\$0	\$0	\$0	\$0	\$0	\$0
Construction	\$500	\$0	\$0	\$0	\$0	\$500
Construction Engineering	\$0	\$0	\$0	\$0	\$0	\$0
Transit	\$0	\$0	\$0	\$0	\$0	\$0
Maintenance	\$0	\$0	\$0	\$0	\$0	\$0
TOTAL	\$500	\$0	\$0	\$0	\$0	\$500



Indian Reservation Roads Program Transportation Improvement Program

Consortium:			
Tribe	Stillaguamish Tribe	Date	4/2/2013
Funding Source	TTP	(examples: IRR, IRRBP, 2% Planning, PLH-D)	Current FY
			2013

PROJECT INFORMATION

Include In STIP STIP Amount

Project Name	236th Street		
Location	236th St NE Arlington WA		
Type of Work	Planning, Pre-Design, Rehabilitation		
Route Number	7882 Sec 50	Project Number	180
Length	1.5 Miles	County	Snohomish
State	Washington	Construction Year	2014 - 2017
Comments	...Route provides access to Tribal casino, future admin building, future housing from I-5. Per Snohomish County, preliminary PS&E -\$200,000.		

Activity	CURRENT FY	CURRENT FY+1	CURRENT FY+2	CURRENT FY+3	CURRENT FY+4	TOTAL
Administration	\$15,000	\$5,000	\$5,000	\$5,000	\$5,000	\$35,000.00
Planning	\$150,000	\$20,000	\$20,000	\$10,000	\$10,000	\$210,000
Preliminary Engineering	\$35,000	\$40,000	\$65,000	\$45,000	\$45,000	\$230,000
Construction	\$0	\$185,000	\$280,000	\$280,000	\$280,000	\$1,025,000
Construction Engineering	\$0	\$20,000	\$30,000	\$30,000	\$30,000	\$110,000
Transit	\$0	\$0	\$0	\$0	\$0	\$0
Maintenance	\$0	\$0	\$0	\$0	\$0	\$0
TOTAL	\$200,000	\$270,000	\$400,000	\$370,000	\$370,000	\$1,610,000



Indian Reservation Roads Program Transportation Improvement Program

Consortium:			
Tribe	Stillaguamish Tribe	Date	4/3/2013
Funding Source	TTP	(examples: IRR, IRRBP, 2% Planning, PLH-D)	Current FY
			2013

PROJECT INFORMATION

Include In STIP STIP Amount

Project Name	Transportation Planning		
Location	Stillaguamish Tribe Arlington		
Type of Work			
Route Number		Project Number	190
Length	0 Miles	County	Snohomish
State	Washington	Construction Year	
Comments	FY 13 includes funding not used in FY 2012. 2% Planning and \$35,000		

Activity	CURRENT FY	CURRENT FY+1	CURRENT FY+2	CURRENT FY+3	CURRENT FY+4	TOTAL
Administration	\$0	\$0	\$0	\$0	\$0	\$0.00
Planning	\$100,050	\$50,025	\$50,025	\$50,025	\$50,025	\$300,150
Preliminary Engineering	\$0	\$0	\$0	\$0	\$0	\$0
Construction	\$0	\$0	\$0	\$0	\$0	\$0
Construction Engineering	\$0	\$0	\$0	\$0	\$0	\$0
Transit	\$0	\$0	\$0	\$0	\$0	\$0
Maintenance	\$0	\$0	\$0	\$0	\$0	\$0
TOTAL	\$100,050	\$50,025	\$50,025	\$50,025	\$50,025	\$300,150



Indian Reservation Roads Program Transportation Improvement Program

Consortium:			
Tribe	Stillaguamish Tribe	Date	4/2/2013
Funding Source	TTP	(examples: IRR, IRRBP, 2% Planning, PLH-D)	Current FY
			2013

PROJECT INFORMATION

Include In STIP STIP Amount

Project Name	35th Ave		
Location	35th Ave NE Arlington WA		
Type of Work	Planning, Pre-Design, Rehabilitation		
Route Number	5390 Sec 810	Project Number	240
Length	1 Miles	County	Snohomish
State	Washington	Construction Year	2014 - 2017
Comments	...PS&E and improvements shall occur to this road simultaneously with improvements to 236th St. Sidewalk improvements will improve pedestrian safety along 35th. Ave.		

Activity	CURRENT FY	CURRENT FY+1	CURRENT FY+2	CURRENT FY+3	CURRENT FY+4	TOTAL
Administration	\$5,000	\$2,000	\$2,000	\$2,000	\$2,000	\$13,000.00
Planning	\$10,000	\$5,000	\$0	\$0	\$0	\$15,000
Preliminary Engineering	\$30,000	\$23,000	\$0	\$0	\$0	\$53,000
Construction	\$55,000	\$0	\$20,000	\$20,000	\$20,000	\$115,000
Construction Engineering	\$0	\$0	\$5,000	\$5,000	\$5,000	\$15,000
Transit	\$0	\$0	\$0	\$0	\$0	\$0
Maintenance	\$0	\$0	\$0	\$0	\$0	\$0
TOTAL	\$100,000	\$30,000	\$27,000	\$27,000	\$27,000	\$211,000



Consortium: _____

Tribe **Stillaguamish Tribe**

Date **4/3/2013**

Funding Source **TTP**

(examples: IRR, IRRBP, 2% Planning, PLH-D)

Current FY **2013**

PROJECT INFORMATION

Include In STIP

STIP Amount _____

Project Name **Safety Projects**

Location _____

Type of Work **Safety Projects**

Route Number _____

Project Number **260**

Length **0 Miles**

County **Snohomish**

State **Washington**

Construction Year _____

Comments **Identification of all Safety related projects. Address where possible**

Activity	CURRENT FY	CURRENT FY+1	CURRENT FY+2	CURRENT FY+3	CURRENT FY+4	TOTAL
Administration	\$0	\$0	\$0	\$0	\$0	\$0.00
Planning	\$5,000	\$5,000	\$5,000	\$5,000	\$5,000	\$25,000
Preliminary Engineering	\$0	\$0	\$0	\$0	\$0	\$0
Construction	\$0	\$0	\$0	\$0	\$0	\$0
Construction Engineering	\$0	\$0	\$0	\$0	\$0	\$0
Transit	\$0	\$0	\$0	\$0	\$0	\$0
Maintenance	\$0	\$0	\$0	\$0	\$0	\$0
TOTAL	\$5,000	\$5,000	\$5,000	\$5,000	\$5,000	\$25,000

APPROVED _____

Aileen Palster
for IRR Program Manager, FHWA-FLH

DATE _____

5-3-2013

CONCURRED _____

DATE _____

Bureau of Indian Affairs

Approval of the TIP is not to be construed as a Federal eligibility determination. Each project must satisfy the specific requirements of the program from which Federal funds are being programmed to, as well as other Federal requirements as appropriate before Federal funds are expended.

PROJECT	PROGRAM FISCAL YEAR	STATE	COUNTY	PARK, REFUGE, FOREST OR OTHER PARTNER/AGENCY	DESCRIPTION	TYPE OF WORK	PROGRAM	PROGRAM AMOUNT (RANGE)	FUNDS FROM TITLE	DELIVER_BY	PHASE	CONGRESSIONAL DISTRICT	FIMA REGION
Washington													
WA CHELAN 40040(1) EAGLE CREEK ROAD, PHASE II	2016	WA	Chelan County		Pavement full-depth reclamation (fdr), drainage and clear zone enhancement to the final 2.5 mile section of eagle creek road.	Construction	FLAP	Between \$1,000,000 and \$5,000,000	Title 23	Chelan County	In Design	Washington - 12th District	
WA CHELAN 933(1) CHIWAWA LOOP ROAD PHASE III	2016	WA	Chelan County	Okanogan-Wenatchee National Forests	Increase safety, lower maintenance costs, restore pavement, and correct fish passage barriers on chiwawa loop road (cr #93300).	Reconstruction	FLAP	Between \$1,000,000 and \$5,000,000	Title 23	Chelan County	In Design	Washington - 12th District	06
WA CLALLAM 92210(1) EAST BEACH ROAD	2017	WA	Clallam County		Mill, reshape, replace culverts and pave to existing width.	Reconstruction	FLAP	Between \$1,000,000 and \$5,000,000	Title 23	Western Federal Lands Highway Division, FHWA	Planned	Washington - 6th district	
WA DOT 101(1) US 101 LAKE CRESCENT BUS STOP AND PULLOUT	2016	WA	Clallam County	Olympic National Park	Decrease the probability of vehicle/pedestrian crash along us 101 at mp 227.1.	Construction	FLAP	Between \$100,000 and \$250,000	Title 23	Western Federal Lands Highway Division, FHWA	In Design	Washington - 6th district	PW
WA DOT 2(1) MONEY CREEK TO TYE CREEK	2017	WA	King County		Pave and stripe us 2 from mp 46.01 to mp 54.00.	Construction	FLAP	Between \$1,000,000 and \$5,000,000	Title 23	Washington State Department of Transportation	Planned	Washington - 1st District	
WA DOT 20(5) SR 20 CORRIDOR MOTORCYCLE SAFETY STUDY	2016	WA	Okanogan County		Complete a safety assessment study.	Planning	FLAP	Between \$25,000 and \$100,000	Title 23	Washington State Department of Transportation	Planned	Washington - 4th district	
WA DOT 401(1) DISMAL NITCH/MEGLER REST AREA SAFETY AND ACCESS IMPROVEMENTS	2016	WA	Pacific County		Decrease the crash probability for turning movements into and out of the rest area from wa 401,provide interpretation, and to reduce impacts from stormwater runoff.	Enhancement	FLAP	Between \$1,000,000 and \$5,000,000	Title 23	Western Federal Lands Highway Division, FHWA	In Design	Washington - 3rd district	
WA FRANKLIN 2013(1) JUNIPER DUNES ACCESS ROAD	2016	WA	Franklin County	BLM - Juniper Dunes/Spokane District	Provide legal access to the juniper dunes ohv area and wilderness.	Construction	FLAP	Between \$1,000,000 and \$5,000,000	Title 23	Franklin County	In Design	Washington - 4th district	
WA JEFF 91420(1) UPPER HOH RIVER ROAD PHASE 2	2017	WA	Jefferson County	Jefferson County/National Park Service	Reduce risk of catastrophic road failure on the upper hoh river road (county road # 91420).	Reconstruction	FLAP	More than \$10,000,000	Title 23	Western Federal Lands Highway Division, FHWA	Planned	Washington - 6th district	
WA LEWIS 707(1) CISPUS ROAD IMPROVEMENTS	2016	WA	Lewis County		Stabilize stream banks, culvert replacement, pavement repair, and an asphalt prelevel course to repair spot locations as necessary then apply a single application of chipseal surfacing.	Construction	FLAP	Between \$500,000 and \$1,000,000	Title 23	Western Federal Lands Highway Division, FHWA	In Design	Washington - 3rd district	
WA NPS OLYM 11(9) REHAB ROUTE 011, LAKE CRESCENT ROAD (US HWY 101)	2017	WA	Clallam County	Olympic National Park	Pulverization of 12.29 miles of two-lane asphaltic concrete, repair of the road base where necessary, and installation of a minimum of six inches of new asphaltic concrete, 44,269 linear feet of guardrail will be replaced.	Reconstruction	FLTP-NPS	More than \$10,000,000	Title 23	Western Federal Lands Highway Division, FHWA	Planned	Washington - 6th district	
WA NPS OLYM 2015(3) ELWHA ROAD REHABILITATION	2019	WA	Clallam County	Olympic National Park	Rehabilitate about 8 miles of elwha road..		FLTP-NPS	More than \$10,000,000	Title 23	Western Federal Lands Highway Division, FHWA	Planned	Washington - 6th district	
WA NPS OLYM 2015(4) SPRUCE RAILROAD TRAIL SEGMENT C	2016	WA	Clallam County	Olympic National Park		Rehabilitation	FLTP-NPS	Between \$1,000,000 and \$5,000,000	Title 23	Western Federal Lands Highway Division, FHWA	In Design	Washington - 6th district	
WA PACIFIC 2015(4) PUBLIC ACCESS ENHANCEMENT TO WILLAPA NATIONAL WILDLIFE REFUGE	2017	WA	Pacific County	USFWS - Willapa NWR	Replace a failing culvert, repair deteriorating county road, construct designated parking area, safe turnaround point, and provide safe pedestrian access to south bay trail, and to provide kiosk/signs to provide information.	Construction	FLAP	Between \$1,000,000 and \$5,000,000	Title 23	Western Federal Lands Highway Division, FHWA	Planned	Washington - 3rd district	
WA PORT ANGELES (1) RACE STREET	2016	WA	Clallam County		Support the architectural and engineering documents that will drive this projects completion.	Planning	FLAP	Between \$250,000 and \$500,000	Title 23	City of Port Angeles	In Design	Washington - 6th district	
WA PRA MORA 14(7) NISQUALLY TO PARADISE ROAD, PHASE 2	2016	WA	Lewis and Pierce Counties	Mount Rainier National Park		Reconstruction	FLTP-NPS	More than \$10,000,000	Title 23	Western Federal Lands Highway Division, FHWA	In Design	Washington - 3rd & 8th Districts	
WA PRA MORA 14(8) NISQUALLY TO PARADISE ROAD, PHASE 3	2016	WA	Lewis and Pierce Counties	Mount Rainier National Park		Reconstruction	FLTP-NPS	More than \$10,000,000	Title 23	Western Federal Lands Highway Division, FHWA	In Design	Washington - 3rd & 8th Districts	
WA RIDGE MAIN(1) MAIN AVENUE ACCESS IMPROVEMENTS	2017	WA	Clark County	USFWS - Ridgefield NWR	Construct new multi-modal bicycle and pedestrian facility from existing sidewalk near the ridgefield city limits.	Reconstruction	FLAP	Between \$1,000,000 and \$5,000,000	Title 23	Western Federal Lands Highway Division, FHWA	Planned	Washington - 3rd district	
WA RRP RIDG 2012(1) RIDGEFIELD NWR PEDESTRIAN ACCESS	2016	WA	Clark County	USFWS - Ridgefield NWR	Rte 100 safe access to carly unit from nw main st..	Design	FLTP-FWS	Between \$250,000 and \$500,000	Title 23	Western Federal Lands Highway Division, FHWA	In Design	Washington - 3rd district	
WA RRP WINT 10(1) WINTHROP NFH REHAB ENTRANCE ROAD ROUTE 010	2016	WA	Okanogan County	USFWS - Winthrop NFH	Rehab entrance road rte 010.	Reconstruction	FLTP-FWS	Between \$250,000 and \$500,000	Title 23	Western Federal Lands Highway Division, FHWA	In Design	Washington - 4th district	
WA SKAGIT 40076(1) HARD CREEK BRIDGE REPLACEMENT	2016	WA	Skagit County	Mt. Baker-Snoqualmie NF	Reduce the risk of catastrophic failure of the hard creek bridge on the cascade river road (cr #40076) at mp 12.0.	Construction	FLAP	Between \$1,000,000 and \$5,000,000	Title 23	Western Federal Lands Highway Division, FHWA	Awarded	Washington - 2nd district	06
WA VAN (1) COLUMBIA RIVER RENAISSANCE TRAIL	2016	WA	Clark County	National Park Service	Construct one-half mile of urban regional trail and associated shoreline stabilization.	Enhancement	FLAP	Between \$500,000 and \$1,000,000	Title 23	City of Vancouver	In Design	Washington - 3rd district	

**Washington State S. T. I. P.
2017 to 2020
(Project Funds to Nearest Dollar)
totals for years 2017 thru 2020**

Report Date - November 17, 2017

Selection Criteria (from SEARCH panel - if any)

Agency	MPO Project ID
County	Agency Project ID
MPO	Secured Y
Inside MPO	Planned
Region	Amended
Amendment Number	Is New
Envrionmental Classification	Current Action
Priority Number	Future Action
PIN	Approved as of Date
Title	Federal Fund Code
STIP ID	State Fund Code

Washington State S. T. I. P.

2017 to 2020

(Project Funds to Nearest Dollar)

MPO/RTPO: BFCG

Y Inside

N Outside

November 17, 2017

County: Benton

Agency: Ben Franklin Transit

Func Cls	Project Number	PIN	STIP ID	Imp Type	Total Project Length	Environmental Type	RW Required	Begin Termini	End Termini	Total Est. Cost of Project	STIP Amend. No.
00			WA-06637	23		CE	No	N/A	N/A	6,450,000	17-01

5307 2017 - 2020 Equipment: Communication, security, data collection, passenger amenities, maintenance equipment, integrated technology projects

Purchase equipment to be installed on vehicles at the manufacturer or post vehicle delivery on BFT site. Also includes back office support for on road applications and maintenance equipment such as a fluid dispensing system, design and permitting on projects, and Integrated Technology Systems (ITS) such as on-board technologies and ITS items to be installed at transit centers and bus stops.

Funding

Phase	Start Date	Federal Funds		State Funds		Local Funds	Total
		Federal Fund Code	Federal Funds	State Fund Code	State Funds		
ALL	2017	5307	2,520,000		0	630,000	3,150,000
ALL	2018	5307	880,000		0	220,000	1,100,000
ALL	2019	5307	880,000		0	220,000	1,100,000
ALL	2020	5307	720,000		0	180,000	900,000
Project Totals			5,000,000		0	1,250,000	6,250,000

Expenditure Schedule

Phase	1st	2nd	3rd	4th	5th & 6th
ALL	3,150,000	1,100,000	1,100,000	900,000	200,000
Totals	3,150,000	1,100,000	1,100,000	900,000	200,000

Washington State S. T. I. P.

2017 to 2020

(Project Funds to Nearest Dollar)

MPO/RTPO: BFCG

Y Inside

N Outside

November 17, 2017

County: Benton

Agency: Ben Franklin Transit

Func Cls	Project Number	PIN	STIP ID	Imp Type	Total Project Length	Environmental Type	RW Required	Begin Termini	End Termini	Total Est. Cost of Project	STIP Amend. No.
00			WA-05096	23		CE	No	N/A	N/A	5,153,812	17-01

5307 2017 - 2020 Facilities

This is a bucket TIP project containing Ben Franklin Transit's FTA funding for facilities design/planning, equipment, paving, painting, security systems, shelters, passenger amenities, and aesthetics.

Funding

Phase	Start Date	Federal	Fund Code	Federal Funds		State Fund Code	State Funds	Local Funds	Total
ALL	2017		5307	1,450,618			0	362,654	1,813,272
ALL	2018		5307	894,108			0	223,527	1,117,635
ALL	2019		5307	422,108			0	105,527	527,635
ALL	2020		5307	494,108			0	123,527	617,635
Project Totals				3,260,942			0	815,235	4,076,177

Expenditure Schedule

Phase	1st	2nd	3rd	4th	5th & 6th
ALL	1,813,272	1,117,635	527,635	617,635	1,077,635
Totals	1,813,272	1,117,635	527,635	617,635	1,077,635

Washington State S. T. I. P.

2017 to 2020

(Project Funds to Nearest Dollar)

MPO/RTPO: BFCG

Y Inside

N Outside

November 17, 2017

County: Benton

Agency: Ben Franklin Transit

Func Cls	Project Number	PIN	STIP ID	Imp Type	Total Project Length	Environmental Type	RW Required	Begin Termini	End Termini	Total Est. Cost of Project	STIP Amend. No.
00			WA-04000	23		CE	No	N/A	N/A	31,149,464	17-01

5307 2017 - 2020 Operating, Preventative Maintenance

This is a bucket TIP project containing Ben Franklin Transit FTA funded, General Labor Operating for a system with fewer than 75 fixed route buses in operation. During all years of this project 5307 Funds will be matched with local to maintain transit service.

Funding

Phase	Start Date	Federal	Fund Code	Federal Funds		State Fund Code	State Funds	Local Funds	Total
ALL	2018		5307	3,602,507			0	3,602,507	7,205,014
ALL	2019		5307	3,771,786			0	3,771,786	7,543,572
ALL	2020		5307	4,021,430			0	4,021,430	8,042,860
Project Totals				11,395,723			0	11,395,723	22,791,446

Expenditure Schedule

Phase	1st	2nd	3rd	4th	5th & 6th
ALL	0	7,205,014	7,543,572	8,042,860	8,358,018
Totals	0	7,205,014	7,543,572	8,042,860	8,358,018

Washington State S. T. I. P.

2017 to 2020

(Project Funds to Nearest Dollar)

MPO/RTPO: BFCG

Y Inside

N Outside

November 17, 2017

County: Benton

Agency: Ben Franklin Transit

Func Cls	Project Number	PIN	STIP ID	Imp Type	Total Project Length	Environmental Type	RW Required	Begin Termini	End Termini	Total Est. Cost of Project	STIP Amend. No.
00			WA-07002	18		CE	No	N/A	N/A	457,377	

5307 2017 - 2020 Planning Study Passenger Amenities, ITS Architecture

Planning study to complete ITS Architecture, Passenger Amenities Improvements and Other as needed.

Funding

Phase	Start Date	Federal	Fund Code	Federal Funds		State Funds	Local Funds	Total
				Federal	State Fund Code			
ALL	2017		5307	105,902		0	26,475	132,377
ALL	2018		5307	100,000		0	25,000	125,000
ALL	2019		5307	32,000		0	8,000	40,000
ALL	2020		5307	64,000		0	16,000	80,000
Project Totals				301,902		0	75,475	377,377

Expenditure Schedule

Phase	1st	2nd	3rd	4th	5th & 6th
ALL	132,377	125,000	40,000	80,000	80,000
Totals	132,377	125,000	40,000	80,000	80,000

Washington State S. T. I. P.

2017 to 2020

(Project Funds to Nearest Dollar)

MPO/RTPO: BFCG

Y Inside

N Outside

November 17, 2017

County: Benton

Agency: Ben Franklin Transit

Func Cls	Project Number	PIN	STIP ID	Imp Type	Total Project Length	Environmental Type	RW Required	Begin Termini	End Termini	Total Est. Cost of Project	STIP Amend. No.
00			WA-05091	23		CE	No	N/A	N/A	15,622,066	1701 AdMod

5307 2017 - 2020 Transit Vehicle Replacements

This is a bucket TIP project which contains Ben Franklin Transit's FTA funded Revenue Vehicles for Replacement or Expansion including Transit Buses, Paratranist Coaches, Staff, and Vanpool Rideshare Vehicles. During all years of this project, the project will provide a cumulative total of up to 155 transit vehicles.

Funding

Phase	Start Date	Federal Fund Code	Federal Funds		State Fund Code	State Funds	Local Funds	Total
ALL	2017	5307	2,742,161			0	685,540	3,427,701
ALL	2018	5307	2,357,409			0	589,351	2,946,760
ALL	2019	5307	2,412,997			0	603,248	3,016,245
ALL	2020	5307	2,464,863			0	616,216	3,081,079
Project Totals			9,977,430			0	2,494,355	12,471,785

Expenditure Schedule

Phase	1st	2nd	3rd	4th	5th & 6th
ALL	3,427,701	2,946,760	3,016,245	3,081,079	3,150,281
Totals	3,427,701	2,946,760	3,016,245	3,081,079	3,150,281

Washington State S. T. I. P.

2017 to 2020

(Project Funds to Nearest Dollar)

MPO/RTPO: BFCG

Y Inside

N Outside

November 17, 2017

County: Benton

Agency: Ben Franklin Transit

Func Cls	Project Number	PIN	STIP ID	Imp Type	Total Project Length	Environmental Type	RW Required	Begin Termini	End Termini	Total Est. Cost of Project	STIP Amend. No.
00			WA-05453	23		CE	No	N/A	N/A	1,044,710	

5310 2017 - 2020 Paratransit vehicles

This is a bucket TIP project which contains FTA funded Revenue Vehicles for Replacement or Expansion including Para-transit Coaches, support vehicles and equipment to provide transportation to seniors and disable exceeding ADA requirement. This will include up to 14 each less than 30 foot vehicles. For contracting agencies or organizations; and or sub-recipients providing transportation services such as Arc of Tri-Cities.

Funding

Phase	Start Date	Federal	Fund Code	Federal Funds		State Funds	Local Funds	Total
				State Fund Code	State Funds			
ALL	2017		5310		163,844	0	40,961	204,805
ALL	2018		5310		165,482	0	41,371	206,853
ALL	2019		5310		167,137	0	41,785	208,922
ALL	2020		5310		168,808	0	42,202	211,010
Project Totals					665,271	0	166,319	831,590

Expenditure Schedule

Phase	1st	2nd	3rd	4th	5th & 6th
ALL	204,805	206,853	208,922	211,010	213,120
Totals	204,805	206,853	208,922	211,010	213,120

Washington State S. T. I. P.

2017 to 2020

(Project Funds to Nearest Dollar)

MPO/RTPO: BFCG

Y Inside

N Outside

November 17, 2017

County: Benton

Agency: Ben Franklin Transit

Func Cls	Project Number	PIN	STIP ID	Imp Type	Total Project Length	Environmental Type	RW Required	Begin Termini	End Termini	Total Est. Cost of Project	STIP Amend. No.
00			WA-05452	23		CE	No	N/A	N/A	4,547,746	

5339 2017 - 2020 Vehicle Purchase

This is a bucket TIP project which contains Ben Franklin Transit's FTA funded Revenue Vehicles for Replacement or Expansion including Transit Buses, Paratranist Coaches, and Vanpool Rideshare Vehicles. During all years of this project, the project will provide a cumulative total of up to 50 transit vehicles.

Funding

Phase	Start Date	Federal	Fund Code	Federal Funds		State Funds	Local Funds	Total
				State Fund Code	State Funds			
ALL	2017		5339		720,399	0	180,100	900,499
ALL	2018		5339		724,001	0	181,001	905,002
ALL	2019		5339		727,621	0	181,906	909,527
ALL	2020		5339		731,259	0	182,815	914,074
Project Totals					2,903,280	0	725,822	3,629,102

Expenditure Schedule

Phase	1st	2nd	3rd	4th	5th & 6th
ALL	900,499	905,002	909,527	914,074	918,644
Totals	900,499	905,002	909,527	914,074	918,644

	Federal Funds		State Funds	Local Funds	Total
Agency Totals for Ben Franklin Transit	33,504,548		0	16,922,929	50,427,477

Washington State S. T. I. P.

2017 to 2020

(Project Funds to Nearest Dollar)

MPO/RTPO: BFCG

Y Inside

N Outside

November 17, 2017

County: Benton

Agency: Benton Co.

Func Cls	Project Number	PIN	STIP ID	Imp Type	Total Project Length	Environmental Type	RW Required	Begin Termini	End Termini	Total Est. Cost of Project	STIP Amend. No.
17			WA-09854	28	0.300	CE	No	3.19	3.49	107,614	17-05

Badger Mountain - Candy Mountain Connector Pathway

Construct a new multimodal pathway along Dallas Road between the Badger Mountain trailhead and the new Candy Mountain trailhead.

Funding

Phase	Start Date	Federal	Fund Code	Federal Funds		State Funds	Local Funds	Total
				Federal	State Fund Code			
PE	2018		TAP(R)	12,000		0	0	12,000
CN	2018		TAP(R)	95,614		0	0	95,614
Project Totals				107,614		0	0	107,614

Expenditure Schedule

Phase	1st	2nd	3rd	4th	5th & 6th
PE	0	12,000	0	0	0
CN	0	95,614	0	0	0
Totals	0	107,614	0	0	0

Federal Funds				State Funds	Local Funds	Total
Agency Totals for Benton Co.				0	0	107,614

Washington State S. T. I. P.

2017 to 2020

(Project Funds to Nearest Dollar)

MPO/RTPO: BFCG

Y Inside

N Outside

November 17, 2017

County:

Agency: BFCG

Func Cls	Project Number	PIN	STIP ID	Imp Type	Total Project Length	Environmental Type	RW Required	Begin Termini	End Termini	Total Est. Cost of Project	STIP Amend. No.
00	9903(009)		WA-05977	18		CE	No	N/A	N/A	198,673	

2017 - 2018 Unified Planning Work Program

This project will support tasks outlined in BFCG's UPWP for years 2016,2017 and 2018. Primarily "Program Administration, Interagency Coordination and Public Involement" in the Tri-Cities metropolitan area. The work elements are identified numerically as 220 in the UPWP.

Funding

Phase	Start Date	Federal	Fund Code	Federal Funds		State Funds	Local Funds	Total
				Fund Code	Funds			
PE	2017		STP(UL)		96,520	0	13,030	109,550
PE	2017		STP(US)		3,176	0	428	3,604
PE	2017		STP(R)		17,000	0	2,295	19,295
PE	2018		STP(UL)		48,260	0	6,515	54,775
PE	2018		STP(US)		1,588	0	214	1,802
PE	2018		STP(R)		8,500	0	1,147	9,647
Project Totals					175,044	0	23,629	198,673

Expenditure Schedule

Phase	1st	2nd	3rd	4th	5th & 6th
PE	66,224	132,449	0	0	0
Totals	66,224	132,449	0	0	0

Washington State S. T. I. P.

2017 to 2020

(Project Funds to Nearest Dollar)

MPO/RTPO: BFCG

Y Inside

N Outside

November 17, 2017

County:

Agency: BFCG

Func Cls	Project Number	PIN	STIP ID	Imp Type	Total Project Length	Environmental Type	RW Required	Begin Termini	End Termini	Total Est. Cost of Project	STIP Amend. No.
17			WA-10729	18		CE	No	N/A	N/A	104,445	17-10

2018 Regional Traffic Count Program

72-hour (Tuesday, Wednesday & Thursday) bi-directional counts at 600+ sites in Benton & Franklin Counties. The counts would collect the following data: Vehicle Volume, Vehicle Classification & Vehicle Speed by 15 minute intervals with a grand total for each site.

Funding

Phase	Start Date	Federal Funds		State Funds		Local Funds	Total	
		Federal	Fund Code	State Fund Code	State Funds			
PE	2017		STP(UL)		65,940	0	10,290	76,230
PE	2017		STP(US)		714	0	111	825
PE	2017		STP(R)		23,693	0	3,697	27,390
		Project Totals			90,347	0	14,098	104,445

Expenditure Schedule

Phase	1st	2nd	3rd	4th	5th & 6th
ALL	104,445	0	0	0	0
Totals	104,445	0	0	0	0

Federal Funds		State Funds	Local Funds	Total
Agency Totals for BFCG		265,391	0	37,727
				303,118

Washington State S. T. I. P.

2017 to 2020

(Project Funds to Nearest Dollar)

MPO/RTPO: BFCG

Y Inside

N Outside

November 17, 2017

County: Franklin

Agency: Franklin Co.

Func Cls	Project Number	PIN	STIP ID	Imp Type	Total Project Length	Environmental Type	RW Required	Begin Termini	End Termini	Total Est. Cost of Project	STIP Amend. No.
07	E112(002)		WA-00157	11	0.100	CE	No	Milepost 3.41	Milepost 3.51	1,172,083	1710 AdMod

Taylor Flats Bridge #903-3.46

The project consists of replacing a functionally obsolete bridge to meet current standards.

Funding

Phase	Start Date	Federal	Fund Code	Federal Funds	State Fund Code	State Funds	Local Funds	Total
CN	2019		STP(R)	520,438		0	81,224	601,662
CN	2019		STP(UL)	234,537		0	36,604	271,141
Project Totals				754,975		0	117,828	872,803

Expenditure Schedule

Phase	1st	2nd	3rd	4th	5th & 6th
CN	0	0	872,803	0	0
Totals	0	0	872,803	0	0

	Federal Funds	State Funds	Local Funds	Total
Agency Totals for Franklin Co.	754,975	0	117,828	872,803

Washington State S. T. I. P.

2017 to 2020

(Project Funds to Nearest Dollar)

MPO/RTPO: BFCG

Y Inside

N Outside

November 17, 2017

County: Benton

Agency: Kennewick

Func Cls	Project Number	PIN	STIP ID	Imp Type	Total Project Length	Environmental Type	RW Required	Begin Termini	End Termini	Total Est. Cost of Project	STIP Amend. No.
14			kenn46	05	2.220	DCE	No	City Wide	City Wide	1,874,711	17-05

Kennewick Pavement Preservation

Infrastructure preservation on city arterials: Union Street, 10th to 27th; 27th Avenue, Ely to Olympia; Columbia Drive, Kent to Fruitland.

Funding

Phase	Start Date	Federal	Fund Code	Federal Funds		State Fund Code	State Funds	Local Funds	Total
CN	2017		STP(UL)	1,600,000			0	249,711	1,849,711
Project Totals				1,600,000			0	249,711	1,849,711

Expenditure Schedule

Phase	1st	2nd	3rd	4th	5th & 6th
CN	1,849,711	0	0	0	0
Totals	1,849,711	0	0	0	0

Washington State S. T. I. P.

2017 to 2020

(Project Funds to Nearest Dollar)

MPO/RTPO: BFCG

Y Inside

N Outside

November 17, 2017

County: Benton

Agency: Kennewick

Func Cls	Project Number	PIN	STIP ID	Imp Type	Total Project Length	Environmental Type	RW Required	Begin Termini	End Termini	Total Est. Cost of Project	STIP Amend. No.
17	3532(001)		kenn20	04	0.570	CE	Yes	Kellogg Street	Edison Street	1,889,122	1710 AdMod

Metaline Avenue Reconstruction - Kellogg to Edison

Reconstruction and widening. Curb, gutter, sidewalk, storm drainage and illumination.

Funding

Phase	Start Date	Federal	Fund Code	Federal Funds	State Fund Code	State Funds	Local Funds	Total
CN	2019		STP(UL)	1,275,875		0	199,125	1,475,000
Project Totals				1,275,875		0	199,125	1,475,000

Expenditure Schedule

Phase	1st	2nd	3rd	4th	5th & 6th
CN	0	0	1,475,000	0	0
Totals	0	0	1,475,000	0	0

Washington State S. T. I. P.

2017 to 2020

(Project Funds to Nearest Dollar)

MPO/RTPO: BFCG

Y Inside

N Outside

November 17, 2017

County: Benton

Agency: Kennewick

Func Cls	Project Number	PIN	STIP ID	Imp Type	Total Project Length	Environmental Type	RW Required	Begin Termini	End Termini	Total Est. Cost of Project	STIP Amend. No.
16			kenn9	04	0.540	CE	No	Joliet Street	Columbia Center Blvd.	1,629,000	1710 AdMod

West 10th Avenue Widening - Joliet St. to Columbia Center Blvd.

Widen south side of 10th Avenue. Bike lane, curb, gutter, illumination, sidewalk, center turn-lane, HMA Overlay.

Funding

Phase	Start Date	Federal	Fund Code	Federal Funds	State Fund Code	State Funds	Local Funds	Total
CN	2020		STP(UL)	1,279,335		0	199,665	1,479,000
Project Totals				1,279,335		0	199,665	1,479,000

Expenditure Schedule

Phase	1st	2nd	3rd	4th	5th & 6th
CN	0	0	0	1,479,000	0
Totals	0	0	0	1,479,000	0

	Federal Funds	State Funds	Local Funds	Total
Agency Totals for Kennewick	4,155,210	0	648,501	4,803,711

Washington State S. T. I. P.

2017 to 2020

(Project Funds to Nearest Dollar)

MPO/RTPO: BFCG

Y Inside

N Outside

November 17, 2017

County: Franklin

Agency: Pasco

Func Cls	Project Number	PIN	STIP ID	Imp Type	Total Project Length	Environmental Type	RW Required	Begin Termini	End Termini	Total Est. Cost of Project	STIP Amend. No.
14	3530(006)		WA-01715	03	0.250	EIS	Yes	2nd Ave	10th Ave	43,947,906	17-05

Lewis Street Overpass

Construct a new overpass between 2nd Ave and 10th Ave. A new overpass will replace the existing underpass which is deteriorating.

Funding

Phase	Start Date	Federal Fund Code	Federal Funds		State Fund Code	State Funds	Local Funds	Total
PE	2019			0	CWA	2,000,000	189,000	2,189,000
Project Totals				0		2,000,000	189,000	2,189,000

Expenditure Schedule

Phase	1st	2nd	3rd	4th	5th & 6th
PE	0	0	2,000,000	189,000	0
Totals	0	0	2,000,000	189,000	0

Washington State S. T. I. P.

2017 to 2020

(Project Funds to Nearest Dollar)

MPO/RTPO: BFCG

Y Inside

N Outside

November 17, 2017

County: Franklin

Agency: Pasco

Func Cls	Project Number	PIN	STIP ID	Imp Type	Total Project Length	Environmental Type	RW Required	Begin Termini	End Termini	Total Est. Cost of Project	STIP Amend. No.
06	3551(004)		WA-06944	04	1.500	CE	Yes	Lewis Street	Sun Willows Blvd	2,450,100	1702 AdMod

N. 20th Ave. Safety Improvements

Roadway, ADA, and signal improvements to address pedestrian safety and intersection improvements at 20th and Lewis, 20th and Sylvester, 20th and Henry, 20th and Pearl, 20th and I-182 on/off ramps, and 20th and Sunwillows. Address access management at 20th and Lewis, 20th and Court, and 20th and Sun Willows. Addition of two pedestrian hybrid beacons along safe walking routes.

Funding

Phase	Start Date	Federal Fund Code	Federal Funds		State Fund Code	State Funds	Local Funds	Total
CN	2017	HSIP		1,164,880		0	0	1,164,880
CN	2017	STP(UL)		856,150		0	148,970	1,005,120
Project Totals				2,021,030		0	148,970	2,170,000

Expenditure Schedule

Phase	1st	2nd	3rd	4th	5th & 6th
CN	2,170,000	0	0	0	0
Totals	2,170,000	0	0	0	0

Washington State S. T. I. P.

2017 to 2020

(Project Funds to Nearest Dollar)

MPO/RTPO: BFCG

Y Inside

N Outside

November 17, 2017

County: Franklin

Agency: Pasco

Func CIs	Project Number	PIN	STIP ID	Imp Type	Total Project Length	Environmental Type	RW Required	Begin Termini	End Termini	Total Est. Cost of Project	STIP Amend. No.
14	0397(008)		WA-04106	03	1.700	CE	Yes	"A" Street	I-182/US 12	8,009,000	17-02

Oregon Avenue (SR397) Corridor Project - Phase 1

The project will upgrade the existing Oregon Avenue corridor between the I-182/US 12 Interchange and "A" Street to provide safety, access management and mobility improvements.

The project consists of pavement widening, installation of median/curbing in select locations; restriping to create left turn lanes at intersections and two-way left-turn lane between intersections. Installation of sidewalks and installation/ upgrade of curb and gutter, driveways and ADA ramps to meet standards, stormwater infrastructure, illumination and streetscaping. Traffic signals will be added at the intersections of Oregon Ave (SR 397) and Idaho Avenue, E. Salt Lake Street and Broadway St. Existing traffic signals will be updated at the intersection of Oregon Avenue and Lewis Street and 'A' Street.

Funding

Phase	Start Date	Federal Fund Code	Federal Funds		State Fund Code	State Funds	Local Funds	Total
			Federal	Fund Code				
CN	2017	HSIP	848,000		TIB	4,864,500	0	5,712,500
CN	2017	STP(UL)	476,850			0	750,000	1,226,850
Project Totals			1,324,850			4,864,500	750,000	6,939,350

Expenditure Schedule

Phase	1st	2nd	3rd	4th	5th & 6th
CN	7,478,000	0	0	0	0
Totals	7,478,000	0	0	0	0

Washington State S. T. I. P.

2017 to 2020

(Project Funds to Nearest Dollar)

MPO/RTPO: BFCG

Y Inside

N Outside

November 17, 2017

County: Franklin

Agency: Pasco

Func Cls	Project Number	PIN	STIP ID	Imp Type	Total Project Length	Environmental Type	RW Required	Begin Termini	End Termini	Total Est. Cost of Project	STIP Amend. No.
14	9911(010)		WA-05347	21		CE	No	various	various	1,656,861	

Traffic Signal Improvements - City Wide - Phase 1

Upgrade traffic signals for better coordination and Fire EMS preemption. Create capacity through corridor signal and ADA improvements.

Funding

Phase	Start Date	Federal	Fund Code	Federal Funds		State Funds	Local Funds	Total
				Federal Funds	State Fund Code			
CN	2017		STP(UL)	1,080,927		0	168,700	1,249,627
CN	2017		TAP(UL)	252,257		0	39,370	291,627
Project Totals				1,333,184		0	208,070	1,541,254

Expenditure Schedule

Phase	1st	2nd	3rd	4th	5th & 6th
CN	1,541,254	0	0	0	0
Totals	1,541,254	0	0	0	0

	Federal Funds	State Funds	Local Funds	Total
Agency Totals for Pasco	4,679,064	6,864,500	1,296,040	12,839,604

Washington State S. T. I. P.

2017 to 2020

(Project Funds to Nearest Dollar)

MPO/RTPO: BFCG

Y Inside

N Outside

November 17, 2017

County: Benton

Agency: Richland

Func Cls	Project Number	PIN	STIP ID	Imp Type	Total Project Length	Environmental Type	RW Required	Begin Termini	End Termini	Total Est. Cost of Project	STIP Amend. No.
16			R010	04	0.720	CE	No	SR 240 WB Offramp	East City Limits	2,517,705	17-05

Columbia Park Trail - East

Local funds will reconstruct street to provide 3-lanes with curb and gutter. Federal TAP(UL) funds to construct sidewalks, bike lanes street lights, drainage facilities and streetscape on both sides.

Funding

Phase	Start Date	Federal	Fund Code	Federal Funds	State Fund Code	State Funds	Local Funds	Total
PE	2018		TAP(UL)	90,000		0	50,000	140,000
CN	2019		TAP(UL)	313,623		0	2,064,082	2,377,705
Project Totals				403,623		0	2,114,082	2,517,705

Expenditure Schedule

Phase	1st	2nd	3rd	4th	5th & 6th
PE	0	140,000	0	0	0
CN	0	0	2,377,705	0	0
Totals	0	140,000	2,377,705	0	0

Washington State S. T. I. P.

2017 to 2020

(Project Funds to Nearest Dollar)

MPO/RTPO: BFCG

Y Inside

N Outside

November 17, 2017

County: Benton

Agency: Richland

Func Cls	Project Number	PIN	STIP ID	Imp Type	Total Project Length	Environmental Type	RW Required	Begin Termini	End Termini	Total Est. Cost of Project	STIP Amend. No.
16	3440(001)		R002	01	0.570	EA	Yes	Queensgate Drive	Riverstone Drive	34,161,561	1710 AdMod

Duportail Bridge

Construct a 4-lane road and bridge over the Yakima River with sidewalks and bike paths on both sides. Construct new signalized intersections at Duportail St./Tanglewood Drive and Duportail St./City View Drive. Install new water lines and utilities across the new bridge structure.

Funding

Phase	Start Date	Federal Fund Code	Federal Funds		State Fund Code	State Funds	Local Funds	Total
			Federal	State				
CN	2017		0		TIB	9,000,000	2,010,551	11,010,551
CN	2018	STP(UL)	789,449		CWA	16,700,000	0	17,489,449
Project Totals			789,449			25,700,000	2,010,551	28,500,000

Expenditure Schedule

Phase	1st	2nd	3rd	4th	5th & 6th
CN	0	14,800,000	9,000,000	4,700,000	0
Totals	0	14,800,000	9,000,000	4,700,000	0

Washington State S. T. I. P.

2017 to 2020

(Project Funds to Nearest Dollar)

MPO/RTPO: BFCG

Y Inside

N Outside

November 17, 2017

County: Benton

Agency: Richland

Func Cls	Project Number	PIN	STIP ID	Imp Type	Total Project Length	Environmental Type	RW Required	Begin Termini	End Termini	Total Est. Cost of Project	STIP Amend. No.
16			R032	03	0.400	CE	No	Columbia Park Trail	Skyline Drive	2,809,518	1703 AdMod

I-182/Queensgate Drive Ramp Terminal Improvements

Reconfigure the signalized I-182 EB ramp terminals by constructing a roundabout. Provide pedestrian connectivity to I-182 and Queensgate pathways.

Funding

Phase	Start Date	Federal	Fund Code	Federal Funds		State Fund Code	State Funds	Local Funds	Total
PE	2017		DEMO	150,000			0	109,749	259,749
CN	2017		DEMO	2,206,345			0	343,424	2,549,769
Project Totals				2,356,345			0	453,173	2,809,518

Expenditure Schedule

Phase	1st	2nd	3rd	4th	5th & 6th
PE	259,749	0	0	0	0
CN	2,549,769	0	0	0	0
Totals	2,809,518	0	0	0	0

	Federal Funds	State Funds	Local Funds	Total
Agency Totals for Richland	3,549,417	25,700,000	4,577,806	33,827,223

Washington State S. T. I. P.

2017 to 2020

(Project Funds to Nearest Dollar)

MPO/RTPO: BFCG

Y Inside

N Outside

November 17, 2017

County: Benton

Agency: West Richland

Func Cls	Project Number	PIN	STIP ID	Imp Type	Total Project Length	Environmental Type	RW Required	Begin Termini	End Termini	Total Est. Cost of Project	STIP Amend. No.
16			WA-00167	03	0.500	CE	No	Silver Lake Court	Arena Road	610,000	1710 AdMod

Bombing Range Road - Phase 8

Roadway widening creating two lanes and a center turn lane. Including constructing pedestrian and bicycle facilities, storm drainage, and illumination. PE & RW completed under federal project 3509(004).

Funding

Phase	Start Date	Federal Fund Code	Federal Funds		State Fund Code	State Funds	Local Funds	Total
			Federal	Funds				
CN	2019	STP(UL)		527,650		0	82,350	610,000
Project Totals				527,650		0	82,350	610,000

Expenditure Schedule

Phase	1st	2nd	3rd	4th	5th & 6th
CN	0	0	610,000	0	0
Totals	0	0	610,000	0	0

Washington State S. T. I. P.

2017 to 2020

(Project Funds to Nearest Dollar)

MPO/RTPO: BFCG

Y Inside

N Outside

November 17, 2017

County: Benton

Agency: West Richland

Func Cls	Project Number	PIN	STIP ID	Imp Type	Total Project Length	Environmental Type	RW Required	Begin Termini	End Termini	Total Est. Cost of Project	STIP Amend. No.
17	9903(013)		00186	03	1.400	CE	Yes	S 38th Ave: Orchard St to North Lake Drive	Mt. Adams View Drive: Bombing Range Road to S. 38th Ave	1,823,494	1710 AdMod

S 38th Ave & Mt. Adams View Drive

Rebuild the existing gravel roadway into a paved two lane roadway with shoulders.

Funding

Phase	Start Date	Federal Fund Code	Federal Funds	State Fund Code	State Funds	Local Funds	Total
CN	2020	STP(UL)	1,307,494		0	300,000	1,607,494
Project Totals			1,307,494		0	300,000	1,607,494

Expenditure Schedule

Phase	1st	2nd	3rd	4th	5th & 6th
CN	0	0	0	1,607,494	0
Totals	0	0	0	1,607,494	0

Agency Totals for West Richland	Federal Funds	State Funds	Local Funds	Total
	1,835,144	0	382,350	2,217,494

Washington State S. T. I. P.

2017 to 2020

(Project Funds to Nearest Dollar)

MPO/RTPO: BFCG

Y Inside

N Outside

November 17, 2017

County:

Agency: WSDOT - SC

Func Cls	Project Number	PIN	STIP ID	Imp Type	Total Project Length	Environmental Type	RW Required	Begin Termini	End Termini	Total Est. Cost of Project	STIP Amend. No.
00		BPBF	BPBF	05		CE	No	Varies	Varies	31,736,754	

Asphalt/Chip Seal Preservation Benton-Franklin Council of Governments

Resurface the roadway with chip seal or hot mix asphalt to preserve the structural integrity of the roadway and extend the service life of the pavement. This record is for chip seal/asphalt paving projects within Benton and Franklin counties. For a list of included projects, go to www.wsdot.wa.gov/projects/search.

Washington State S. T. I. P.

2017 to 2020

(Project Funds to Nearest Dollar)

MPO/RTPO: BFCG

Y Inside

N Outside

November 17, 2017

County:

Agency: WSDOT - SC

Funding

Phase	Start Date	Federal	Fund Code	Federal Funds	State Fund Code	State Funds	Local Funds	Total
PE	2017		NHPP	540,961		0	23,215	564,176
PE	2017		STP	39,427		0	0	39,427
PE	2018		NHPP	346,941		0	16,104	363,045
PE	2018		STP	55,651		0	0	55,651
PE	2019		NHPP	348,959		0	22,804	371,763
PE	2019		STP	221,145		0	0	221,145
PE	2020		STP	72,465		0	2,899	75,364
CN	2017		NHPP	3,025,076		0	66,590	3,091,666
CN	2017		STP	304,434		0	0	304,434
CN	2018		NHPP	5,548,738		0	118,231	5,666,969
CN	2018		STP	362,798		0	0	362,798
CN	2019		NHPP	5,958,895		0	141,692	6,100,587
CN	2019		STP	1,125,690		0	0	1,125,690
CN	2020		NHPP	4,933,681		0	147,919	5,081,600
CN	2020		STP	2,462,275		0	0	2,462,275
Project Totals				25,347,136		0	539,454	25,886,590

Expenditure Schedule

Phase	1st	2nd	3rd	4th	5th & 6th
ALL	3,999,703	6,448,463	7,819,185	7,619,239	5,850,164
Totals	3,999,703	6,448,463	7,819,185	7,619,239	5,850,164

Washington State S. T. I. P.

2017 to 2020

(Project Funds to Nearest Dollar)

MPO/RTPO: BFCG

Y Inside

N Outside

November 17, 2017

County:

Agency: WSDOT - SC

Func Cls	Project Number	PIN	STIP ID	Imp Type	Total Project Length	Environmental Type	RW Required	Begin Termini	End Termini	Total Est. Cost of Project	STIP Amend. No.
01		508207R	508207R03	03	1.500	CE	Yes	99.00	100.50	25,540,059	17-09

I-82/Red Mountain Vicinity - Construct Interchange

Construct interchange. Improved access to the I-82 corridor between Benton County and the I-182 junction is critical for continuing economic development. This project will construct a new freeway overpass and on- and off-ramps for I-82 east of Benton City, to provide direct interstate access to West Richland and the surrounding Red Mountain area, and a new connection to SR 224.

Funding

Phase	Start Date	Federal Fund Code	Federal Funds		State Fund Code	State Funds	Local Funds	Total
			Federal Funds	State Funds				
PE	2017	STP	492,883		CWA	1,000,000	0	1,492,883
RW	2018		0		CWA	1,400,000	0	1,400,000
CN	2019		0		CWA	22,647,176	0	22,647,176
Project Totals			492,883			25,047,176	0	25,540,059

Expenditure Schedule

Phase	1st	2nd	3rd	4th	5th & 6th
ALL	52,630	776,455	1,638,965	16,142,624	6,929,385
Totals	52,630	776,455	1,638,965	16,142,624	6,929,385

Washington State S. T. I. P.

2017 to 2020

(Project Funds to Nearest Dollar)

MPO/RTPO: BFCG

Y Inside

N Outside

November 17, 2017

County:

Agency: WSDOT - SC

Func Cls	Project Number	PIN	STIP ID	Imp Type	Total Project Length	Environmental Type	RW Required	Begin Termini	End Termini	Total Est. Cost of Project	STIP Amend. No.
00		500002I	500002I03	21		CE	No	Varies	Varies	300,000	17-09

SCR 17-19 Region Wide BCT Replacement - Non Interstate

Replace breakaway cable terminals. This project will replace existing breakaway cable terminals on guardrail runs on non-interstate routes in South Central Region to meet current standards and reduce the severity of collisions. This record is for the BFCG portion of a region wide project.

Funding

Phase	Start Date	Federal	Fund Code	Federal Funds	State Fund Code	State Funds	Local Funds	Total
PE	2017		NHPP	57,600		0	2,400	60,000
CN	2018		NHPP	235,200		0	4,800	240,000
Project Totals				292,800		0	7,200	300,000

Expenditure Schedule

Phase	1st	2nd	3rd	4th	5th & 6th
ALL	40,000	240,000	20,000	0	0
Totals	40,000	240,000	20,000	0	0

Washington State S. T. I. P.

2017 to 2020

(Project Funds to Nearest Dollar)

MPO/RTPO: BFCG

Y Inside

N Outside

November 17, 2017

County:

Agency: WSDOT - SC

Func Cls	Project Number	PIN	STIP ID	Imp Type	Total Project Length	Environmental Type	RW Required	Begin Termini	End Termini	Total Est. Cost of Project	STIP Amend. No.
02	0240(022)	524003M	524003M03	21	4.070	CE	No	30.80	34.87	37,148	1708 AdMod

SR 240/0.2 Miles E of Jadwin Ave to I-182 - ADA Compliance

Upgrade existing curb ramps to meet ADA compliance. Pedestrian ADA curb ramps at various intersections on SR 240 in the City of Richland do not fully meet ADA standards. This project will upgrade the curb ramps to meet current standards, improving accessibility for all pedestrians.

Funding

Phase	Start Date	Federal Fund Code	Federal Funds		State Fund Code	State Funds	Local Funds	Total
			Federal	Fund Code				
CN	2017	NHPP		24,712		0	504	25,216
Project Totals				24,712		0	504	25,216

Expenditure Schedule

Phase	1st	2nd	3rd	4th	5th & 6th
ALL	22,769	2,447	0	0	0
Totals	22,769	2,447	0	0	0

Washington State S. T. I. P.

2017 to 2020

(Project Funds to Nearest Dollar)

MPO/RTPO: BFCG

Y Inside

N Outside

November 17, 2017

County:

Agency: WSDOT - SC

Func Cls	Project Number	PIN	STIP ID	Imp Type	Total Project Length	Environmental Type	RW Required	Begin Termini	End Termini	Total Est. Cost of Project	STIP Amend. No.
14		524003O	524003O03	21	12.700	CE	No	20.40	34.87	5,000,000	

SR 240/Richland Corridor Improvements

Intersection Improvements. SR 240 in Richland is experiencing increased congestion at several existing intersections. This project will construct intersection improvements along the SR 240 corridor in Richland to improve the safety and operational efficiency of this route. Improvements include acceleration and deceleration lanes, new channelization and signal system upgrades.

Funding

Phase	Start Date	Federal Fund Code	Federal Funds		State Fund Code	State Funds	Local Funds	Total
PE	2019			0	CWA	500,000	0	500,000
CN	2020			0	CWA	4,500,000	0	4,500,000
Project Totals				0		5,000,000	0	5,000,000

Expenditure Schedule

Phase	1st	2nd	3rd	4th	5th & 6th
ALL	0	0	298,000	4,043,040	456,960
Totals	0	0	298,000	4,043,040	456,960

Washington State S. T. I. P.

2017 to 2020

(Project Funds to Nearest Dollar)

MPO/RTPO: BFCG

Y Inside

N Outside

November 17, 2017

County:

Agency: WSDOT - SC

Func Cls	Project Number	PIN	STIP ID	Imp Type	Total Project Length	Environmental Type	RW Required	Begin Termini	End Termini	Total Est. Cost of Project	STIP Amend. No.
02	0240(022)	524003G	524003G03	21	0.390	CE	No	31.97	32.36	493,477	1708 AdMod

SR 240/SR 224/Van Giesen Street - Intersection Improvements

Add acceleration lane. The intersection of SR 240/SR 224/Van Giesen Street in Richland has a history of collisions. This project will construct an acceleration lane for eastbound SR 224 traffic turning onto eastbound SR 240 to reduce the risk of collisions.

Funding

Phase	Start Date	Federal Fund Code	Federal Funds		State Fund Code	State Funds	Local Funds	Total
			Federal	Funds				
CN	2017	HSIP		451,744		0	9,219	460,963
Project Totals				451,744		0	9,219	460,963

Expenditure Schedule

Phase	1st	2nd	3rd	4th	5th & 6th
ALL	416,222	44,741	0	0	0
Totals	416,222	44,741	0	0	0

Washington State S. T. I. P.

2017 to 2020

(Project Funds to Nearest Dollar)

MPO/RTPO: BFCG

Y Inside

N Outside

November 17, 2017

County:

Agency: WSDOT - SC

Func CIs	Project Number	PIN	STIP ID	Imp Type	Total Project Length	Environmental Type	RW Required	Begin Termini	End Termini	Total Est. Cost of Project	STIP Amend. No.
02	0397(013)	539701V	539701V03	22	0.100	CE	Yes	17.76	17.86	474,080	

SR 397/E Bruneau Ave - Railroad Crossing Improvements

Install cantilever-mounted beacons - Xing #808925X. The railroad crossing on SR 397 at E Bruneau Ave has been identified as a location with a potential for train/vehicle collisions. The crossing is currently equipped with shoulder-mounted railroad crossing signs. This project will install cantilever-mounted flashing beacons to reduce the risk of collisions.

Funding

Phase	Start Date	Federal Fund Code	Federal Funds		State Fund Code	State Funds	Local Funds	Total
			Federal	Funds				
RW	2017	HSIP		63,092		0	1,288	64,380
CN	2017	HSIP		338,061		0	6,899	344,960
Project Totals				401,153		0	8,187	409,340

Expenditure Schedule

Phase	1st	2nd	3rd	4th	5th & 6th
ALL	409,340	0	0	0	0
Totals	409,340	0	0	0	0

Washington State S. T. I. P.

2017 to 2020

(Project Funds to Nearest Dollar)

MPO/RTPO: BFCG

Y Inside

N Outside

November 17, 2017

County:

Agency: WSDOT - SC

Func Cls	Project Number	PIN	STIP ID	Imp Type	Total Project Length	Environmental Type	RW Required	Begin Termini	End Termini	Total Est. Cost of Project	STIP Amend. No.
07	0397(012)	539702D	539702D03	21	0.270	CE	No	16.05	16.32	190,542	1704 AdMod

SR 397/S Yew St Vicinity - Roadside Improvements

Shoulder widening and install safety edge. This section of SR 397 has a history of run off the road collisions. This project will widen the existing shoulders and install a safety edge (taper) on the edge of pavement to reduce the risk of collisions.

Funding

Phase	Start Date	Federal Fund Code	Federal Funds		State Fund Code	State Funds	Local Funds	Total
			Federal	Funds				
CN	2017	HSIP		146,768		0	2,995	149,763
Project Totals				146,768		0	2,995	149,763

Expenditure Schedule

Phase	1st	2nd	3rd	4th	5th & 6th
ALL	149,763	0	0	0	0
Totals	149,763	0	0	0	0

Washington State S. T. I. P.

2017 to 2020

(Project Funds to Nearest Dollar)

MPO/RTPO: BFCG

Y Inside

N Outside

November 17, 2017

County:

Agency: WSDOT - SC

Func Cls	Project Number	PIN	STIP ID	Imp Type	Total Project Length	Environmental Type	RW Required	Begin Termini	End Termini	Total Est. Cost of Project	STIP Amend. No.
12		539504U	539504U03	40	0.150	CE	No	17.93	18.08	644,800	17-07

US 395/BNSF & UP Railroad & Canal Bridges - Joint Repair

Expansion joint and strip seal replacement - Bridge 395/14E & 395/14W. The bridge joints on the US 395 BNSF & UP Railroad and Canal bridges in Kennewick are deteriorated and need to be repaired. This project will replace the existing expansion joint headers and strip seals to provide a smoother ride and preserve the structural integrity of the bridges.

Funding

Phase	Start Date	Federal Fund Code	Federal Funds		State Funds	Local Funds	Total
			Federal Funds	State Fund Code			
PE	2017		0		0	89,024	89,024
CN	2017	NHPP	544,659		0	11,116	555,775
Project Totals			544,659		0	100,140	644,799

Expenditure Schedule

Phase	1st	2nd	3rd	4th	5th & 6th
ALL	94,024	550,775	0	0	0
Totals	94,024	550,775	0	0	0

Washington State S. T. I. P.

2017 to 2020

(Project Funds to Nearest Dollar)

MPO/RTPO: BFCG

Y Inside

N Outside

November 17, 2017

County:

Agency: WSDOT - SC

Func Cls	Project Number	PIN	STIP ID	Imp Type	Total Project Length	Environmental Type	RW Required	Begin Termini	End Termini	Total Est. Cost of Project	STIP Amend. No.
14		539503X	539503X11	20	0.260	CE	No	19.07	19.33	1,444,386	

US 395/Pasco - Flamingo Mobile Home Park Noise Walls

Install noise walls. This project will install noise walls in the vicinity of Flamingo Mobile Home Park to reduce the highway noise for adjacent homes and properties.

Funding

Phase	Start Date	Federal	Fund Code	Federal Funds		State Fund Code	State Funds	Local Funds	Total
PE	2017		NHPP		192,016		0	8,001	200,017
CN	2019		NHPP		1,219,481		0	24,888	1,244,369
Project Totals					1,411,497		0	32,889	1,444,386

Expenditure Schedule

Phase	1st	2nd	3rd	4th	5th & 6th
ALL	83,228	93,096	1,241,768	36,294	0
Totals	83,228	93,096	1,241,768	36,294	0

Washington State S. T. I. P.

2017 to 2020

(Project Funds to Nearest Dollar)

MPO/RTPO: BFCG

Y Inside

N Outside

November 17, 2017

County:

Agency: WSDOT - SC

Func Cls	Project Number	PIN	STIP ID	Imp Type	Total Project Length	Environmental Type	RW Required	Begin Termini	End Termini	Total Est. Cost of Project	STIP Amend. No.
14		539504R	539504R11	40	0.230	CE	No	18.75	18.98	41,941,555	17-09

US 395/Pioneer Memorial Bridge - Bridge Painting

Paint Bridge 395/40. The existing steel surfaces on the US 395 Pioneer Memorial Bridge between Kennewick and Pasco are in need of cleaning and painting. This project will clean and paint the existing steel surface to preserve the structural integrity of the bridge.

Funding

Phase	Start Date	Federal Fund Code	Federal Funds	State Fund Code	State Funds	Local Funds	Total
PE	2020	NHPP	399,356		0	15,974	415,330
Project Totals			399,356		0	15,974	415,330

Expenditure Schedule

Phase	1st	2nd	3rd	4th	5th & 6th
PE	0	0	0	415,330	1,033,700
CN	0	0	0	0	20,045,559
Totals	0	0	0	415,330	21,079,259

Washington State S. T. I. P.

2017 to 2020

(Project Funds to Nearest Dollar)

MPO/RTPO: BFCG

Y Inside

N Outside

November 17, 2017

County:

Agency: WSDOT - SC

Func Cls	Project Number	PIN	STIP ID	Imp Type	Total Project Length	Environmental Type	RW Required	Begin Termini	End Termini	Total Est. Cost of Project	STIP Amend. No.
02	3457(002)	539504O	539504O03	03	0.800	CE	No	13.30	14.10	17,000,000	

US 395/Ridgeline Drive - Construct Interchange

Construct interchange. The intersection of US 395 and Ridgeline Drive experiences congestion due to recent development in this fast growing area of Kennewick, including a new high school and hospital. This four-laned limited access highway connects I-82 with I-182 through Pasco and Kennewick. Heavy truck volumes and higher vehicle speeds make safe access at this intersection a concern. This project will construct a new grade separated interchange to reduce congestion, improve access, and reduce the of collisions. PE and possible RW phases are being delivered by the City of Kennewick under STIP ID "kenn6".

Funding

Phase	Start Date	Federal Fund Code	Federal Funds	State Fund Code	State Funds	Local Funds	Total
CN	2020		0	CWA	15,000,000	2,000,000	17,000,000
Project Totals			0		15,000,000	2,000,000	17,000,000

Expenditure Schedule

Phase	1st	2nd	3rd	4th	5th & 6th
ALL	0	0	0	16,818,043	181,957
Totals	0	0	0	16,818,043	181,957

	Federal Funds	State Funds	Local Funds	Total
Agency Totals for WSDOT - SC	29,512,708	45,047,176	2,716,562	77,276,446

Washington State S. T. I. P.

2017 to 2020

(Project Funds to Nearest Dollar)

MPO/RTPO: BFCG

N Inside

Y Outside

November 17, 2017

County: Benton

Agency: Benton City

Func Cls	Project Number	PIN	STIP ID	Imp Type	Total Project Length	Environmental Type	RW Required	Begin Termini	End Termini	Total Est. Cost of Project	STIP Amend. No.
02			BC-000013	21	0.180	CE	No	Ellen Ave	Grace Ave	121,148	17-05

9th Street Sidewalk

Construct new sidewalk, ADA ramps, curb & gutter, storm drainage and small block walls.

Funding

Phase	Start Date	Federal Funds		State Fund Code	State Funds	Local Funds	Total	
		Federal	Fund Code					
PE	2017		TAP(R)		15,000	0	0	15,000
CN	2017		TAP(R)		106,148	0	0	106,148
		Project Totals			121,148	0	0	121,148

Expenditure Schedule

Phase	1st	2nd	3rd	4th	5th & 6th
PE	15,000	0	0	0	0
CN	106,148	0	0	0	0
Totals	121,148	0	0	0	0

		Federal Funds	State Funds	Local Funds	Total
Agency Totals for Benton City		121,148	0	0	121,148

Washington State S. T. I. P.

2017 to 2020

(Project Funds to Nearest Dollar)

MPO/RTPO: BFCG

N Inside

Y Outside

November 17, 2017

County: Benton

Agency: Benton Co.

Func Cls	Project Number	PIN	STIP ID	Imp Type	Total Project Length	Environmental Type	RW Required	Begin Termini	End Termini	Total Est. Cost of Project	STIP Amend. No.
07			BCO2015-21	04	5.030	CE	Yes	14.14	19.17	2,530,000	17-05

SELLARDS RD Phase II

Existing roadway will be rehabilitated by strengthening the base; adding additional crushed surfacing and placing a new HMA surface. All existing guardrail will be updated with new installation. Ditches will be reestablished. Fill slopes will be flattened. Cross culvert pipes will be added. All approach pipes will be replaced.

Funding

Phase	Start Date	Federal Fund Code	Federal Funds		State Fund Code	State Funds	Local Funds	Total
PE	2017			0		0	25,000	25,000
RW	2017			0		0	5,000	5,000
CN	2018	STP(R)		1,941,500		0	558,500	2,500,000
Project Totals				1,941,500		0	588,500	2,530,000

Expenditure Schedule

Phase	1st	2nd	3rd	4th	5th & 6th
PE	25,000	0	0	0	0
RW	5,000	0	0	0	0
CN	0	2,500,000	0	0	0
Totals	30,000	2,500,000	0	0	0

Agency Totals for Benton Co.	Federal Funds		State Funds	Local Funds	Total
	1,941,500		0	588,500	2,530,000

Washington State S. T. I. P.

2017 to 2020

(Project Funds to Nearest Dollar)

MPO/RTPO: BFCG

N Inside

Y Outside

November 17, 2017

County: Franklin

Agency: Connell

Func Cls	Project Number	PIN	STIP ID	Imp Type	Total Project Length	Environmental Type	RW Required	Begin Termini	End Termini	Total Est. Cost of Project	STIP Amend. No.
07			WA-00684	05	1.840	CE	No	SR 260	US 395	254,508	1710 AdMod

Columbia Ave Chip Seal

Columbia Ave from SR 260 to US 395. Chip Seal.

Funding

Phase	Start Date	Federal	Fund Code	Federal Funds	State Fund Code	State Funds	Local Funds	Total
CN	2019		STP(R)	184,508		0	70,000	254,508
Project Totals				184,508		0	70,000	254,508

Expenditure Schedule

Phase	1st	2nd	3rd	4th	5th & 6th
CN	0	0	254,508	0	0
Totals	0	0	254,508	0	0

	Federal Funds	State Funds	Local Funds	Total
Agency Totals for Connell	184,508	0	70,000	254,508

Washington State S. T. I. P.

2017 to 2020

(Project Funds to Nearest Dollar)

MPO/RTPO: BFCG

N Inside

Y Outside

November 17, 2017

County: Franklin

Agency: Franklin Co.

Func Cls	Project Number	PIN	STIP ID	Imp Type	Total Project Length	Environmental Type	RW Required	Begin Termini	End Termini	Total Est. Cost of Project	STIP Amend. No.
07	B111(005)		WA-06464	28	0.640	CE	No	MP 7.222 (R-170)	MP 0.50 (Bailie Blvd)	167,358	17-06

Basin City Alternative Transportation Route Improvements

Replace pedestrian ramps, install new sidewalk, provide better walking/waiting area for alternative transportation route, improve adjunct facilities, and replace and update signalized crossing.

Funding

Phase	Start Date	Federal	Fund Code	Federal Funds	State Fund Code	State Funds	Local Funds	Total
CN	2017		TAP(R)	129,887		0	20,271	150,158
Project Totals				129,887		0	20,271	150,158

Expenditure Schedule

Phase	1st	2nd	3rd	4th	5th & 6th
CN	150,158	0	0	0	0
Totals	150,158	0	0	0	0

Washington State S. T. I. P.

2017 to 2020

(Project Funds to Nearest Dollar)

MPO/RTPO: BFCG

N Inside

Y Outside

November 17, 2017

County: Franklin

Agency: Franklin Co.

Func Cls	Project Number	PIN	STIP ID	Imp Type	Total Project Length	Environmental Type	RW Required	Begin Termini	End Termini	Total Est. Cost of Project	STIP Amend. No.
09			WA-01006	01	4.200	CE	Yes	Pasco-Kahlotus Road	Milepost 4.2	2,797,425	

Juniper Dunes Recreation Area Access

Construct new access road into the Juniper Dunes Wilderness Area managed by USBLM. The federal portion of the funding includes both a Federal Lands Access Program grant and a grant from the Bureau of Land Management.

Funding

Phase	Start Date	Federal	Fund Code	Federal Funds	State Fund Code	State Funds	Local Funds	Total
CN	2017		WFL	1,570,000		0	75,000	1,645,000
CN	2017		Discretionary	502,083		0	0	502,083
Project Totals				2,072,083		0	75,000	2,147,083

Expenditure Schedule

Phase	1st	2nd	3rd	4th	5th & 6th
CN	2,147,083	0	0	0	0
Totals	2,147,083	0	0	0	0

Washington State S. T. I. P.

2017 to 2020

(Project Funds to Nearest Dollar)

MPO/RTPO: BFCG

N Inside

Y Outside

November 17, 2017

County: Franklin

Agency: Franklin Co.

Func Cls	Project Number	PIN	STIP ID	Imp Type	Total Project Length	Environmental Type	RW Required	Begin Termini	End Termini	Total Est. Cost of Project	STIP Amend. No.
07	F115(003)		WA-05183	04	3.010	CE	Yes	MP 5.92 - Peterson Road	MP 8.93	2,796,561	1710 AdMod

Pasco-Kahlotus Road Reconstruction/Overlay II

The project will upgrade an existing two-lane roadway to provide safety, mobility, and approach improvements. The improvements will consist of reconstructing a portion of the roadway to correct for vertical sight distance issues, pavement widening and overlay for the total length of the project, roadway-related storm water facilities, and address clear zone issues.

Funding

Phase	Start Date	Federal Fund Code	Federal Funds	State Fund Code	State Funds	Local Funds	Total
CN	2017		0	CRAB	1,620,000	405,000	2,025,000
CN	2020	STP(R)	418,350		0	65,291	483,641
Project Totals			418,350		1,620,000	470,291	2,508,641

Expenditure Schedule

Phase	1st	2nd	3rd	4th	5th & 6th
CN	0	0	0	2,508,641	0
Totals	0	0	0	2,508,641	0

	Federal Funds	State Funds	Local Funds	Total
Agency Totals for Franklin Co.	2,620,320	1,620,000	565,562	4,805,882

Washington State S. T. I. P.

2017 to 2020

(Project Funds to Nearest Dollar)

MPO/RTPO: BFCG

N Inside

Y Outside

November 17, 2017

County: Benton

Agency: Prosser

Func Cls	Project Number	PIN	STIP ID	Imp Type	Total Project Length	Environmental Type	RW Required	Begin Termini	End Termini	Total Est. Cost of Project	STIP Amend. No.
06			PROSSER 17	04	0.350	CE	No	Wine Country Road	Dudley Avenue	1,241,143	1710 AdMod

7th Street Improvements

Reconstruction of 7th Street including new hot mix asphalt, curb and gutter, sidewalk, storm drainage, street lights, and ADA ramps.

Funding

Phase	Start Date	Federal	Fund Code	Federal Funds	State Fund Code	State Funds	Local Funds	Total
CN	2019		STP(US)	189,528	TIB	909,915	0	1,099,443
Project Totals				189,528		909,915	0	1,099,443

Expenditure Schedule

Phase	1st	2nd	3rd	4th	5th & 6th
CN	0	0	1,099,443	0	0
Totals	0	0	1,099,443	0	0

	Federal Funds	State Funds	Local Funds	Total
Agency Totals for Prosser	189,528	909,915	0	1,099,443

Washington State S. T. I. P.

2017 to 2020

(Project Funds to Nearest Dollar)

MPO/RTPO: BFCG

N Inside

Y Outside

November 17, 2017

County:

Agency: WSDOT - EAST

Func Cls	Project Number	PIN	STIP ID	Imp Type	Total Project Length	Environmental Type	RW Required	Begin Termini	End Termini	Total Est. Cost of Project	STIP Amend. No.
07		602102H	6021002H11	47	0.010	CE	No	2.72	2.73	284,953	

SR 21/Sand Hill Coulee Bridge - Deck Repair

Grind Sand Hill Coulee bridge deck and replace it with a modified or latex concrete overlay to preserve the structural integrity of the bridge.

Funding

Phase	Start Date	Federal Funds		State Fund Code	State Funds	Local Funds	Total
		Federal	Fund Code				
PE	2019		STP		0	2,717	67,932
CN	2020		STP		0	4,340	217,020
Project Totals					0	7,057	284,952

Expenditure Schedule

Phase	1st	2nd	3rd	4th	5th & 6th
ALL	0	0	29,932	243,998	11,023
Totals	0	0	29,932	243,998	11,023

	Federal Funds	State Funds	Local Funds	Total
Agency Totals for WSDOT - EAST	277,895	0	7,057	284,952

Washington State S. T. I. P.

2017 to 2020

(Project Funds to Nearest Dollar)

MPO/RTPO: BFCG

N Inside

Y Outside

November 17, 2017

County:

Agency: WSDOT - SC

Func Cls	Project Number	PIN	STIP ID	Imp Type	Total Project Length	Environmental Type	RW Required	Begin Termini	End Termini	Total Est. Cost of Project	STIP Amend. No.
00	9999(768)	500008T	500008T03	21		CE	No	varies	varies	95,789	17-01

15-17 SCR - Intersection Safety Implementation Program

Replace existing signs and pavement marking enhancements. This project updates signing and pavement markings at various locations throughout the region to address worn and/or non-reflective signing and pavement markings and may also update sign posts. This work will assist the traveling public with improved sign and pavement marking visibility. This record is for work in Benton and Franklin counties as part of a region wide project.

Funding

Phase	Start Date	Federal Fund Code	Federal Funds	State Fund Code	State Funds	Local Funds	Total
CN	2017	HSIP	68,600		0	1,400	70,000
Project Totals			68,600		0	1,400	70,000

Expenditure Schedule

Phase	1st	2nd	3rd	4th	5th & 6th
ALL	70,000	0	0	0	0
Totals	70,000	0	0	0	0

Washington State S. T. I. P.

2017 to 2020

(Project Funds to Nearest Dollar)

MPO/RTPO: BFCG

N Inside

Y Outside

November 17, 2017

County:

Agency: WSDOT - SC

Func Cls	Project Number	PIN	STIP ID	Imp Type	Total Project Length	Environmental Type	RW Required	Begin Termini	End Termini	Total Est. Cost of Project	STIP Amend. No.
00	9999(763)	500007S	500007S03	21		CE	No	varies	varies	210,102	17-01

15-17 SCR Region Wide Basic Safety - Signing

Replace existing deteriorating signs. This project updates signing at various locations throughout the region to address worn and/or non-reflective signing, and may also update sign posts. This work improves sign visibility for the traveling public. This record is for work split equally between Benton and Franklin counties as part of a region wide project.

Funding

Phase	Start Date	Federal	Fund Code	Federal Funds		Local Funds	Total
				State Fund Code	State Funds		
CN	2017		HSIP		181,300	0	185,000
Project Totals					181,300	0	185,000

Expenditure Schedule

Phase	1st	2nd	3rd	4th	5th & 6th
ALL	185,000	0	0	0	0
Totals	185,000	0	0	0	0

Washington State S. T. I. P.

2017 to 2020

(Project Funds to Nearest Dollar)

MPO/RTPO: BFCG

N Inside

Y Outside

November 17, 2017

County:

Agency: WSDOT - SC

Func Cls	Project Number	PIN	STIP ID	Imp Type	Total Project Length	Environmental Type	RW Required	Begin Termini	End Termini	Total Est. Cost of Project	STIP Amend. No.
00		500008S	500008S03	21		CE	No	Various	Various	150,000	17-05

17-19 SCR Region Wide Basic Safety - Signing

Replace existing deteriorating signs. This project updates signing at various locations throughout the region to address worn and/or non-reflective signing, and may also update sign posts. This work improves sign visibility for the traveling public. This record is for the Benton and Franklin counties portion of a region wide project.

Funding

Phase	Start Date	Federal Fund Code	Federal Funds		State Fund Code	State Funds	Local Funds	Total
PE	2017	STP	28,800			0	1,200	30,000
CN	2018	STP	117,600			0	2,400	120,000
Project Totals			146,400			0	3,600	150,000

Expenditure Schedule

Phase	1st	2nd	3rd	4th	5th & 6th
ALL	30,000	120,000	0	0	0
Totals	30,000	120,000	0	0	0

Washington State S. T. I. P.

2017 to 2020

(Project Funds to Nearest Dollar)

MPO/RTPO: BFCG

N Inside

Y Outside

November 17, 2017

County:

Agency: WSDOT - SC

Func Cls	Project Number	PIN	STIP ID	Imp Type	Total Project Length	Environmental Type	RW Required	Begin Termini	End Termini	Total Est. Cost of Project	STIP Amend. No.
01	0823(068)	508208S	508208S03	14	0.110	CE	No	132.49	132.60	11,677,252	1708 AdMod

I-82/Columbia River Bridge EB - Truss Deck Replacement

Replace truss deck and barrier on Bridge 82/280S. The bridge deck and barrier on the steel truss portion of the Columbia River Bridge on eastbound I-82 at the WA/OR state boundary are showing signs of deterioration due to normal wear and age. This project will remove and replace the existing bridge deck and barrier to maintain structural integrity, continue safe operation of the highway, and extend the life of the bridge. This project is split between WSDOT (50%) and ODOT (50%).

Funding

Phase	Start Date	Federal Fund Code	Federal Funds		State Fund Code	State Funds	Local Funds	Total
			Federal	Fund Code				
CN	2017	NHPP		5,384,378		0	109,889	5,494,267
CN	2017			0		0	5,483,260	5,483,260
Project Totals				5,384,378		0	5,593,149	10,977,527

Expenditure Schedule

Phase	1st	2nd	3rd	4th	5th & 6th
ALL	5,102,361	5,848,906	26,260	0	0
Totals	5,102,361	5,848,906	26,260	0	0

Washington State S. T. I. P.

2017 to 2020

(Project Funds to Nearest Dollar)

MPO/RTPO: BFCG

N Inside

Y Outside

November 17, 2017

County:

Agency: WSDOT - SC

Func Cls	Project Number	PIN	STIP ID	Imp Type	Total Project Length	Environmental Type	RW Required	Begin Termini	End Termini	Total Est. Cost of Project	STIP Amend. No.
01		508209V	508209V03	21	3.630	CE	No	88.51	92.14	888,949	

I-82/Gibbon Rd Vic to 1 Mile W of Yakitat Rd - Median Cable Barrier

Upgrade existing cable barrier. The existing 3-strand median cable barrier along this section of I-82 east of Prosser no longer meets current design standards. This project will replace the existing barrier with 4-strand high tension cable barrier to further reduce the risk of collisions.

Funding

Phase	Start Date	Federal	Fund Code	Federal Funds		State Fund Code	State Funds	Local Funds	Total
PE	2019		HSIP	123,251			0	5,136	128,387
CN	2020		HSIP	745,351			0	15,211	760,562
Project Totals				868,602			0	20,347	888,949

Expenditure Schedule

Phase	1st	2nd	3rd	4th	5th & 6th
ALL	0	0	86,085	771,682	31,182
Totals	0	0	86,085	771,682	31,182

Washington State S. T. I. P.

2017 to 2020

(Project Funds to Nearest Dollar)

MPO/RTPO: BFCG

N Inside

Y Outside

November 17, 2017

County:

Agency: WSDOT - SC

Func Cls	Project Number	PIN	STIP ID	Imp Type	Total Project Length	Environmental Type	RW Required	Begin Termini	End Termini	Total Est. Cost of Project	STIP Amend. No.
02		501701N	501701N11	21	1.500	CE	No	7.59	9.09	17,168	

SR 17/US 395 to 0.15 North of Mesa - Shoulder Rumble Strips

Install shoulder rumble strips. This two lane section of SR 17 has a history of run-off-road collisions. This project will install shoulder rumble strips to reduce the risk of collisions.

Funding

Phase	Start Date	Federal	Fund Code	Federal Funds		State Fund Code	State Funds	Local Funds	Total
PE	2017		HSIP	2,293			0	96	2,389
CN	2018		HSIP	14,485			0	294	14,779
Project Totals				16,778			0	390	17,168

Expenditure Schedule

Phase	1st	2nd	3rd	4th	5th & 6th
ALL	2,388	14,780	0	0	0
Totals	2,388	14,780	0	0	0

Washington State S. T. I. P.

2017 to 2020

(Project Funds to Nearest Dollar)

MPO/RTPO: BFCG

N Inside

Y Outside

November 17, 2017

County:

Agency: WSDOT - SC

Func Cls	Project Number	PIN	STIP ID	Imp Type	Total Project Length	Environmental Type	RW Required	Begin Termini	End Termini	Total Est. Cost of Project	STIP Amend. No.
00		500000F	500000F03	21		CE	No	varies	varies	186,218	

SR 22 ET AL/Benton and Yakima Co-Centerline Rumble Strips

Install centerline rumble strips. Sections of SR 22 and SR 221 are two-lane roadways with a high potential for crossover collisions. By installing centerline rumble strips, this project will reduce the risk of this type of collision and improve safety. Shoulder rumble strips may also be considered if warranted. This record represents the Benton county portion of this project split between Benton (50%) and Yakima (50%) counties.

Funding

Phase	Start Date	Federal Fund Code	Federal Funds		State Fund Code	State Funds	Local Funds	Total
PE	2017	HSIP		36,287		0	1,512	37,799
CN	2018	HSIP		145,450		0	2,969	148,419
Project Totals				181,737		0	4,481	186,218

Expenditure Schedule

Phase	1st	2nd	3rd	4th	5th & 6th
ALL	25,344	145,180	15,694	0	0
Totals	25,344	145,180	15,694	0	0

Washington State S. T. I. P.

2017 to 2020

(Project Funds to Nearest Dollar)

MPO/RTPO: BFCG

N Inside

Y Outside

November 17, 2017

County:

Agency: WSDOT - SC

Func Cls	Project Number	PIN	STIP ID	Imp Type	Total Project Length	Environmental Type	RW Required	Begin Termini	End Termini	Total Est. Cost of Project	STIP Amend. No.
06		502402T	502402T03	21	4.850	CE	No	38.74	43.59	48,169	

SR 24/SR 240 to Vernita - Shoulder and Centerline Rumble Strips

Install shoulder and centerline rumble strips. This two lane section of SR 24 has a history of run-off-road and crossover collisions. This project will install shoulder and centerline rumble strips to reduce the risk of collisions.

Funding

Phase	Start Date	Federal	Fund Code	Federal Funds		State Fund Code	State Funds	Local Funds	Total
PE	2018		HSIP	6,529			0	273	6,802
CN	2019		HSIP	40,540			0	827	41,367
Project Totals				47,069			0	1,100	48,169

Expenditure Schedule

Phase	1st	2nd	3rd	4th	5th & 6th
ALL	0	6,801	41,366	0	0
Totals	0	6,801	41,366	0	0

	Federal Funds	State Funds	Local Funds	Total
Agency Totals for WSDOT - SC	6,894,864	0	5,628,167	12,523,031

Washington State S. T. I. P.

2017 to 2020

(Project Funds to Nearest Dollar)

MPO/RTPO: CDTC

Y Inside

N Outside

November 17, 2017

County: Douglas

Agency: Bridgeport

Func Cls	Project Number	PIN	STIP ID	Imp Type	Total Project Length	Environmental Type	RW Required	Begin Termini	End Termini	Total Est. Cost of Project	STIP Amend. No.
06	Z909(001)		WA-05480	28	0.180	CE	Yes	26th Street	SR17	350,000	1701 AdMod

Foster Creek Avenue - 26th Street to SR17

Construct curb, gutter and sidewalk on the northeast side of Foster Crk Avenue to the bridge. Construct curb, gutter and sidewalk on the souhtwest side of Foster Crk Avenue from 26th ST to 27th ST.

Funding

Phase	Start Date	Federal Fund Code	Federal Funds		State Fund Code	State Funds	Local Funds	Total
			Federal	Funds				
RW	2017	STP(R)		29,920		0	4,670	34,590
CN	2017	STP(R)		232,262		0	36,248	268,510
Project Totals				262,182		0	40,918	303,100

Expenditure Schedule

Phase	1st	2nd	3rd	4th	5th & 6th
RW	34,590	0	0	0	0
CN	268,510	0	0	0	0
Totals	303,100	0	0	0	0

Agency Totals for Bridgeport	Federal Funds		State Funds	Local Funds	Total
	Federal	Funds			
		262,182	0	40,918	303,100

Washington State S. T. I. P.

2017 to 2020

(Project Funds to Nearest Dollar)

MPO/RTPO: CDTC

Y Inside

N Outside

November 17, 2017

County:

Agency: CDTC

Func Cls	Project Number	PIN	STIP ID	Imp Type	Total Project Length	Environmental Type	RW Required	Begin Termini	End Termini	Total Est. Cost of Project	STIP Amend. No.
00			WA-09688	18		CE	No	NA	NA	138,729	

MPO Planning and Programming FY 18-19

Continue support for regional comprehensive planning and implementation programs addressing the federal, state and regional requirements for all transportation modes. This includes maintaining and refining aspects of the transportation plan, facilitating the achievement of the plan's strategic component for system management, demand management, capacity enhancements, growth management, financial strategy and ensuring consistency with countywide policies, local plans and state transportation policies and plans.

Funding

Phase	Start Date	Federal Fund Code	Federal Funds	State Fund Code	State Funds	Local Funds	Total
PE	2017	STP(US)	120,000		0	18,729	138,729
Project Totals			120,000		0	18,729	138,729

Expenditure Schedule

Phase	1st	2nd	3rd	4th	5th & 6th
PE	138,729	0	0	0	0
Totals	138,729	0	0	0	0

	Federal Funds	State Funds	Local Funds	Total
Agency Totals for CDTC	120,000	0	18,729	138,729

Washington State S. T. I. P.

2017 to 2020

(Project Funds to Nearest Dollar)

MPO/RTPO: CDTC

Y Inside

N Outside

November 17, 2017

County: Chelan

Agency: Chelan

Func Cls	Project Number	PIN	STIP ID	Imp Type	Total Project Length	Environmental Type	RW Required	Begin Termini	End Termini	Total Est. Cost of Project	STIP Amend. No.
07			CofChelan2	06	0.100	EIS	No	South end of bridge	North end of bridge	540,000	

Woodin Avenue Bridge

Renovation and repair of existing bridge.

Funding

Phase	Start Date	Federal	Fund Code	Federal Funds		State Funds	Local Funds	Total
				Federal	State Fund Code			
PE	2017		STP(US)	28,300		0	28,300	56,600
CN	2017		STP(US)	241,700		0	241,700	483,400
Project Totals				270,000		0	270,000	540,000

Expenditure Schedule

Phase	1st	2nd	3rd	4th	5th & 6th
PE	56,000	0	0	0	0
CN	483,400	0	0	0	0
Totals	539,400	0	0	0	0

Agency Totals for Chelan	Federal Funds		State Funds	Local Funds	Total
	Federal	State Fund Code			
	270,000		0	270,000	540,000

Washington State S. T. I. P.

2017 to 2020

(Project Funds to Nearest Dollar)

MPO/RTPO: CDTC

Y Inside

N Outside

November 17, 2017

County: Chelan

Agency: Chelan Co.

Func Cls	Project Number	PIN	STIP ID	Imp Type	Total Project Length	Environmental Type	RW Required	Begin Termini	End Termini	Total Est. Cost of Project	STIP Amend. No.
07			WA-03422	04	1.440	CE	Yes	3.13 / Wending Lane	4.57 / Sumac Lane	3,335,000	

Chiwawa Loop Road, Phase III

Rehabilitate roadway with crushed surfacing and HMA, minor increase in width, improve drainage, install guardrail and other safety improvements.

Funding

Phase	Start Date	Federal	Fund Code	Federal Funds		State Fund Code	State Funds	Local Funds	Total
PE	2017		WFL	6,000		CRAB	54,000	0	60,000
RW	2017			0		CRAB	20,000	10,000	30,000
CN	2017		WFL	256,300		CRAB	2,318,700	180,000	2,755,000
Project Totals				262,300			2,392,700	190,000	2,845,000

Expenditure Schedule

Phase	1st	2nd	3rd	4th	5th & 6th
PE	60,000	0	0	0	0
RW	30,000	0	0	0	0
CN	2,380,000	50,000	0	0	0
Totals	2,470,000	50,000	0	0	0

Washington State S. T. I. P.

2017 to 2020

(Project Funds to Nearest Dollar)

MPO/RTPO: CDTC

Y Inside

N Outside

November 17, 2017

County: Chelan

Agency: Chelan Co.

Func Cls	Project Number	PIN	STIP ID	Imp Type	Total Project Length	Environmental Type	RW Required	Begin Termini	End Termini	Total Est. Cost of Project	STIP Amend. No.
07			WA-08395	05	2.510	CE	No	MP3.30 End of Phase I	MP5.81 End of County Road	1,127,808	

Eagle Creek Road, Phase II

Cement treated full depth reclamation with a HMA overlay. Clear zone hazards and ditch slopes will be addressed and mitigated as feasible.

Funding

Phase	Start Date	Federal	Fund Code	Federal Funds		State Fund Code	State Funds	Local Funds	Total
PE	2017		WFL	20,000		CRAB	9,000	0	29,000
CN	2017		WFL	284,000		CRAB	701,000	0	985,000
Project Totals				304,000			710,000	0	1,014,000

Expenditure Schedule

Phase	1st	2nd	3rd	4th	5th & 6th
PE	29,000	0	0	0	0
CN	985,000	0	0	0	0
Totals	1,014,000	0	0	0	0

Washington State S. T. I. P.

2017 to 2020

(Project Funds to Nearest Dollar)

MPO/RTPO: CDTC

Y Inside

N Outside

November 17, 2017

County: Chelan

Agency: Chelan Co.

Func Cls	Project Number	PIN	STIP ID	Imp Type	Total Project Length	Environmental Type	RW Required	Begin Termini	End Termini	Total Est. Cost of Project	STIP Amend. No.
17	5851(001)		WA-08900	21	0.020	CE	Yes	0.72	0.74	39,515	1703 AdMod

School Street Mid-Block Crossing

Installation of rectangular rapid flashing beacons, crosswalk markings, and pedestrian ramps at the northerly School district property line to the parking lot across School Street.

Funding

Phase	Start Date	Federal Fund Code	Federal Funds		State Fund Code	State Funds	Local Funds	Total
			Federal	Fund Code				
PE	2017	STP(US)	5,063			0	791	5,854
CN	2017	STP(US)	29,117			0	4,544	33,661
Project Totals			34,180			0	5,335	39,515

Expenditure Schedule

Phase	1st	2nd	3rd	4th	5th & 6th
PE	5,854	0	0	0	0
CN	33,661	0	0	0	0
Totals	39,515	0	0	0	0

Washington State S. T. I. P.

2017 to 2020

(Project Funds to Nearest Dollar)

MPO/RTPO: CDTC

Y Inside

N Outside

November 17, 2017

County: Chelan

Agency: Chelan Co.

Func Cls	Project Number	PIN	STIP ID	Imp Type	Total Project Length	Environmental Type	RW Required	Begin Termini	End Termini	Total Est. Cost of Project	STIP Amend. No.
00	SR15(006)		WA-07126	28	0.670	CE	Yes	Mission View School	Crawford Avenue	560,000	1701 AdMod

So. Wenatchee Pedestrian Safety, Phase II

The proposed work for this project includes construction of a pedestrian route on Mission Street from the city of Wenatchee's termini at Crawford Avenue to Mission View Elementary School along Terminal Avenue with the installation of curb ramps, sidewalks, pavement markings, and pedestrian activated crosswalk beacons. In addition, illumination is proposed to be installed along Lincoln Park.

Funding

Phase	Start Date	Federal Fund Code	Federal Funds		State Fund Code	State Funds	Local Funds	Total
			Federal	Fund Code				
PE	2017		0		TIB	5,000	0	5,000
RW	2017		0		SRTS	39,111	32,329	71,440
CN	2017		0		TIB	379,962	0	379,962
CN	2017		0		SRTS	73,720	0	73,720
Project Totals			0			497,793	32,329	530,122

Expenditure Schedule

Phase	1st	2nd	3rd	4th	5th & 6th
PE	5,000	0	0	0	0
RW	71,440	0	0	0	0
CN	436,682	17,000	0	0	0
Totals	513,122	17,000	0	0	0

Washington State S. T. I. P.

2017 to 2020

(Project Funds to Nearest Dollar)

MPO/RTPO: CDTC

Y Inside

N Outside

November 17, 2017

County: Chelan

Agency: Chelan Co.

Func Cls	Project Number	PIN	STIP ID	Imp Type	Total Project Length	Environmental Type	RW Required	Begin Termini	End Termini	Total Est. Cost of Project	STIP Amend. No.
08			WA-04424	04	1.320	CE	Yes	Upper Squilchuck Rd	MP 1.32	2,609,000	

Wenatchee Heights Road

Rehabilitate road with crushed surfacing and HMA, improve drainage, install guardrail and other safety improvements. Repair sections of roadway that are settling with recommended geotechnical solutions.

Funding

Phase	Start Date	Federal	Fund Code	Federal Funds		State Funds	Local Funds	Total	
				State Fund Code	State Funds				
PE	2017				0	CRAB	337,500	37,500	375,000
RW	2017				0	CRAB	90,000	10,000	100,000
CN	2019				0	CRAB	1,920,600	213,400	2,134,000
Project Totals					0		2,348,100	260,900	2,609,000

Expenditure Schedule

Phase	1st	2nd	3rd	4th	5th & 6th
PE	125,000	200,000	50,000	0	0
RW	0	100,000	0	0	0
CN	0	0	2,134,000	0	0
Totals	125,000	300,000	2,184,000	0	0

Washington State S. T. I. P.

2017 to 2020

(Project Funds to Nearest Dollar)

MPO/RTPO: CDTC

Y Inside

N Outside

November 17, 2017

County: Chelan

Agency: Chelan Co.

Func Cls	Project Number	PIN	STIP ID	Imp Type	Total Project Length	Environmental Type	RW Required	Begin Termini	End Termini	Total Est. Cost of Project	STIP Amend. No.
07	F045(001)		WA-03424	10	0.500	CE	Yes	0.00	0.50	23,000,000	17-06

West Cashmere Bridge Replacement

Remove and replace the West Cashmere Bridge #401.

Funding

Phase	Start Date	Federal Funds		State Funds		Local Funds	Total	
		Federal	Fund Code	State Fund Code	State Funds			
PE	2017			0	WSDOT	1,350,000	0	1,350,000
PE	2017			0	CRAB	355,000	0	355,000
RW	2017			0	CRAB	600,000	0	600,000
RW	2017			0	WSDOT	650,000	0	650,000
CN	2019		STP(BR)	9,516,971	CRAB	2,379,243	0	11,896,214
CN	2019		STP(R)	800,000		0	124,855	924,855
CN	2019			0		0	1,679,477	1,679,477
		Project Totals		10,316,971		5,334,243	1,804,332	17,455,546

Expenditure Schedule

Phase	1st	2nd	3rd	4th	5th & 6th
PE	1,341,471	0	0	0	0
RW	1,000,000	100,000	150,000	0	0
CN	0	0	0	3,926,029	0
Totals	2,341,471	100,000	150,000	3,926,029	0

Washington State S. T. I. P.

2017 to 2020

(Project Funds to Nearest Dollar)

MPO/RTPO: CDTC

Y Inside

N Outside

November 17, 2017

County: Chelan

Agency: Chelan Co.

Func Cls	Project Number	PIN	STIP ID	Imp Type	Total Project Length	Environmental Type	RW Required	Begin Termini	End Termini	Total Est. Cost of Project	STIP Amend. No.
07			WA-03409	21	0.300	CE	Yes	0.20	0.50	922,200	17-03

West Malaga Road Intersections

Address miscellaneous geometric and safety elements on the West Malaga corridor loop including radius improvements at McEldowney Road and left turn lane at Golf Course Road.

Funding

Phase	Start Date	Federal Funds		State Funds		Local Funds	Total	
		Federal	Fund Code	State Fund Code	State Funds			
PE	2017		STP(US)		80,036	0	21,964	102,000
RW	2018				0	0	10,000	10,000
CN	2019		STP(US)		463,425	0	346,775	810,200
Project Totals					543,461	0	378,739	922,200

Expenditure Schedule

Phase	1st	2nd	3rd	4th	5th & 6th
PE	70,000	32,000	0	0	0
RW	0	10,000	0	0	0
CN	0	0	810,200	0	0
Totals	70,000	42,000	810,200	0	0

Agency Totals for Chelan Co.	Federal Funds		State Funds	Local Funds	Total
	11,460,912		11,282,836	2,671,635	25,415,383

Washington State S. T. I. P.

2017 to 2020

(Project Funds to Nearest Dollar)

MPO/RTPO: CDTC

Y Inside

N Outside

November 17, 2017

County: Douglas

Agency: Douglas Co.

Func Cls	Project Number	PIN	STIP ID	Imp Type	Total Project Length	Environmental Type	RW Required	Begin Termini	End Termini	Total Est. Cost of Project	STIP Amend. No.
16	5928(001)		WA-08034	01	0.240	CE	Yes	0.0	0.24	1,562,821	1706 AdMod

35th St. NW

Construct an urban minor arterial roadway consisting of 2 thru lanes and a center turn lane. The proposal is to also add sidewalks and bike lanes on both sides, drainage control and other work.

Funding

Phase	Start Date	Federal Fund Code	Federal Funds		State Fund Code	State Funds	Local Funds	Total
			Federal	Funds				
PE	2017	STP(US)		72,829		0	11,366	84,195
RW	2017	STP(US)		129,750		0	20,250	150,000
CN	2018	STP(US)		922,872		0	351,854	1,274,726
Project Totals				1,125,451		0	383,470	1,508,921

Expenditure Schedule

Phase	1st	2nd	3rd	4th	5th & 6th
PE	84,195	0	0	0	0
RW	150,000	0	0	0	0
CN	0	1,274,726	0	0	0
Totals	234,195	1,274,726	0	0	0

Washington State S. T. I. P.

2017 to 2020

(Project Funds to Nearest Dollar)

MPO/RTPO: CDTC

Y Inside

N Outside

November 17, 2017

County: Douglas

Agency: Douglas Co.

Func Cls	Project Number	PIN	STIP ID	Imp Type	Total Project Length	Environmental Type	RW Required	Begin Termini	End Termini	Total Est. Cost of Project	STIP Amend. No.
08			WA-08054	03	2.900	CE	No	2.91	5.81	1,202,000	

Douglas North Rd.

This is a reconstruction project to stabilize the road structure and create a more efficient haul route for agricultural traffic.

Funding

Phase	Start Date	Federal Fund Code	Federal Funds		State Fund Code	State Funds	Local Funds	Total
			Federal	Fund Code				
CN	2018		0		CRAB	1,063,800	118,200	1,182,000
Project Totals			0			1,063,800	118,200	1,182,000

Expenditure Schedule

Phase	1st	2nd	3rd	4th	5th & 6th
CN	0	1,182,000	0	0	0
Totals	0	1,182,000	0	0	0

Washington State S. T. I. P.

2017 to 2020

(Project Funds to Nearest Dollar)

MPO/RTPO: CDTC

Y Inside

N Outside

November 17, 2017

County: Douglas

Agency: Douglas Co.

Func Cls	Project Number	PIN	STIP ID	Imp Type	Total Project Length	Environmental Type	RW Required	Begin Termini	End Termini	Total Est. Cost of Project	STIP Amend. No.
17	5902(002)		WA-01914	03	0.410	CE	Yes	1.34	1.75	3,018,814	

N. Baker Avenue - City Limits to 23rd Street NE

This is a major widening, safety and traffic operation improvement project from City Limits to 23rd St. NE.

Funding

Phase	Start Date	Federal Funds		State Fund Code	State Funds	Local Funds	Total
		Federal	Fund Code				
CN	2017			TIB	1,682,604	231,381	1,913,985
Project Totals		0			1,682,604	231,381	1,913,985

Expenditure Schedule

Phase	1st	2nd	3rd	4th	5th & 6th
CN	2,313,600	0	0	0	0
Totals	2,313,600	0	0	0	0

Federal Funds		State Funds	Local Funds	Total
Agency Totals for Douglas Co.	1,125,451			
		2,746,404	733,051	4,604,906

Washington State S. T. I. P.

2017 to 2020

(Project Funds to Nearest Dollar)

MPO/RTPO: CDTC

Y Inside

N Outside

November 17, 2017

County: Douglas

Agency: East Wenatchee

Func Cls	Project Number	PIN	STIP ID	Imp Type	Total Project Length	Environmental Type	RW Required	Begin Termini	End Termini	Total Est. Cost of Project	STIP Amend. No.
17			WA-07755	28	0.290	CE	No	Valley Mall Parkway	Eastmont Ave	380,000	

5th Street NE Sidewalks / Storm Sewer- Phase I

Construct Sidewalks on both sides of 5th St NE from Valley Mall Parkway to Eastmont Ave. Construct storm water collection and conveyance system.

Funding

Phase	Start Date	Federal	Fund Code	Federal Funds	State Fund Code	State Funds	Local Funds	Total
CN	2017		CDBG	255,000		0	125,000	380,000
Project Totals				255,000		0	125,000	380,000

Expenditure Schedule

Phase	1st	2nd	3rd	4th	5th & 6th
CN	380,000	0	0	0	0
Totals	380,000	0	0	0	0

Washington State S. T. I. P.

2017 to 2020

(Project Funds to Nearest Dollar)

MPO/RTPO: CDTC

Y Inside

N Outside

November 17, 2017

County: Douglas

Agency: East Wenatchee

Func Cls	Project Number	PIN	STIP ID	Imp Type	Total Project Length	Environmental Type	RW Required	Begin Termini	End Termini	Total Est. Cost of Project	STIP Amend. No.
02			WA-06566	21	0.160	CE	Yes	9th Str NE/Valley Mall Prkway I/S	9th St NE/SR 28	1,655,492	1701 AdMod

9th St NE Dual Round-Abouts

Construct Round-Abouts at 9th St NE and Valley Mall parkway and 9th St NE and SR 29.

Funding

Phase	Start Date	Federal	Fund Code	Federal Funds		State Funds	Local Funds	Total
				Fund Code	Funds			
PE	2017				0	0	25,164	25,164
RW	2017		STP(US)		34,600	0	5,400	40,000
CN	2018		STP(US)		1,024,400	0	167,928	1,192,328
CN	2018		STP		200,000	WSDOT 25,000	0	225,000
Project Totals					1,259,000	25,000	198,492	1,482,492

Expenditure Schedule

Phase	1st	2nd	3rd	4th	5th & 6th
PE	25,164	0	0	0	0
RW	40,000	0	0	0	0
CN	0	1,417,328	0	0	0
Totals	65,164	1,417,328	0	0	0

Washington State S. T. I. P.

2017 to 2020

(Project Funds to Nearest Dollar)

MPO/RTPO: CDTC

Y Inside

N Outside

November 17, 2017

County: Douglas

Agency: East Wenatchee

Func Cls	Project Number	PIN	STIP ID	Imp Type	Total Project Length	Environmental Type	RW Required	Begin Termini	End Termini	Total Est. Cost of Project	STIP Amend. No.
17			WA-06592	04	0.600	EA	Yes	15th St NE	Sand Canyon	3,152,050	

Baker Avenue Reconstruction

Full width reconstruction, curb, gutter, and ADA compliant sidewalks, bike lanes, storm water conveyance, and street illumination

Funding

Phase	Start Date	Federal	Fund Code	Federal Funds		State Funds	Local Funds	Total
				State Fund Code				
PE	2017			0	TIB	85,000	15,000	100,000
RW	2017			0	TIB	15,000	85,000	100,000
CN	2017			0	TIB	2,174,062	777,988	2,952,050
Project Totals				0		2,274,062	877,988	3,152,050

Expenditure Schedule

Phase	1st	2nd	3rd	4th	5th & 6th
PE	100,000	0	0	0	0
RW	100,000	0	0	0	0
CN	2,952,050	0	0	0	0
Totals	3,152,050	0	0	0	0

Washington State S. T. I. P.

2017 to 2020

(Project Funds to Nearest Dollar)

MPO/RTPO: CDTC

Y Inside

N Outside

November 17, 2017

County: Douglas

Agency: East Wenatchee

Func Cls	Project Number	PIN	STIP ID	Imp Type	Total Project Length	Environmental Type	RW Required	Begin Termini	End Termini	Total Est. Cost of Project	STIP Amend. No.
06			WA-08838	04	0.390	CE	Yes	Grant Road	3rd St SE	1,746,945	

Highline Drive Reconstruction

Reconstruct Highline Drive, Full roadway reconstruction, additional sidewalks, illumination, and stormwater collection and conveyance.

Funding

Phase	Start Date	Federal Funds		State Funds		Local Funds	Total
		Federal	Fund Code	State Fund Code	State Funds		
PE	2017	0	TIB	9,000	1,000	10,000	
RW	2017	0	TIB	9,000	1,000	10,000	
CN	2017	0	TIB	1,554,250	172,695	1,726,945	
Project Totals		0		1,572,250	174,695	1,746,945	

Expenditure Schedule

Phase	1st	2nd	3rd	4th	5th & 6th
PE	10,000	0	0	0	0
RW	10,000	0	0	0	0
CN	1,726,945	0	0	0	0
Totals	1,746,945	0	0	0	0

Federal Funds		State Funds	Local Funds	Total	
Agency Totals for East Wenatchee		1,514,000	3,871,312	1,376,175	6,761,487

Washington State S. T. I. P.

2017 to 2020

(Project Funds to Nearest Dollar)

MPO/RTPO: CDTC

Y Inside

N Outside

November 17, 2017

County: Chelan

Agency: Entiat

Func Cls	Project Number	PIN	STIP ID	Imp Type	Total Project Length	Environmental Type	RW Required	Begin Termini	End Termini	Total Est. Cost of Project	STIP Amend. No.
00	0405(008)		WA-09747	04	0.350	CE	No	Crest Loop	Kinzel Street	634,100	1710 AdMod

Cammack Avenue/Olin Street Improvements

Reconstruct roadway with curb, gutter, sidewalks, and lighting.

Funding

Phase	Start Date	Federal	Fund Code	Federal Funds	State Fund Code	State Funds	Local Funds	Total
PE	2018		TAP(R)	29,280	TIB	38,558	3,567	71,405
CN	2020		TAP(R)	226,382	TIB	298,785	27,651	552,818
CN	2020		STP(R)	4,338	TIB	5,070	469	9,877
Project Totals				260,000		342,413	31,687	634,100

Expenditure Schedule

Phase	1st	2nd	3rd	4th	5th & 6th
PE	0	71,405	0	0	0
CN	0	0	0	562,695	0
Totals	0	71,405	0	562,695	0

	Federal Funds	State Funds	Local Funds	Total
Agency Totals for Entiat	260,000	342,413	31,687	634,100

Washington State S. T. I. P.

2017 to 2020

(Project Funds to Nearest Dollar)

MPO/RTPO: CDTC

Y Inside

N Outside

November 17, 2017

County: Chelan

Agency: Leavenworth

Func Cls	Project Number	PIN	STIP ID	Imp Type	Total Project Length	Environmental Type	RW Required	Begin Termini	End Termini	Total Est. Cost of Project	STIP Amend. No.
02	PB15(008)		WA-03899	21	0.010	CE	No	Link Transit Station	Hwy 2	276,200	

Cross Walk Improvement: LINK Transit Station & Hwy 2

Relocate existing crosswalk to accommodate traffic patterns. Addition of push button activated warning system, barrier free improvements, illumination and street grade pedestrian refuge.

Funding

Phase	Start Date	Federal	Fund Code	Federal Funds	State Fund Code	State Funds	Local Funds	Total
CN	2017			0	Ped/Bike Program	259,800	11,400	271,200
Project Totals				0		259,800	11,400	271,200

Expenditure Schedule

Phase	1st	2nd	3rd	4th	5th & 6th
CN	271,200	0	0	0	0
Totals	271,200	0	0	0	0

Washington State S. T. I. P.

2017 to 2020

(Project Funds to Nearest Dollar)

MPO/RTPO: CDTC

Y Inside

N Outside

November 17, 2017

County: Chelan

Agency: Leavenworth

Func Cls	Project Number	PIN	STIP ID	Imp Type	Total Project Length	Environmental Type	RW Required	Begin Termini	End Termini	Total Est. Cost of Project	STIP Amend. No.
02	PB15(008)		WA-03900	21	0.010	CE	No	City Pool/Gustav	Hwy 2	237,400	

Cross Walk Improvement: City Pool/Gustav & Hwy 2

Relocate existing crosswalk to accommodate traffic patterns. Addition of push button activated warning system, barrier free improvements, illumination and street grade pedestrian refuge

Funding

Phase	Start Date	Federal	Fund Code	Federal Funds	State Fund Code	State Funds	Local Funds	Total
CN	2017			0	Ped/Bike Program	206,300	12,400	218,700
Project Totals				0		206,300	12,400	218,700

Expenditure Schedule

Phase	1st	2nd	3rd	4th	5th & 6th
CN	218,700	0	0	0	0
Totals	218,700	0	0	0	0

Washington State S. T. I. P.

2017 to 2020

(Project Funds to Nearest Dollar)

MPO/RTPO: CDTC

Y Inside

N Outside

November 17, 2017

County: Chelan

Agency: Leavenworth

Func Cls	Project Number	PIN	STIP ID	Imp Type	Total Project Length	Environmental Type	RW Required	Begin Termini	End Termini	Total Est. Cost of Project	STIP Amend. No.
09			WA-03911	04	0.510	CE	Yes	Ski Hill Drive	Titus	2,405,600	17-01

Pine Street - Phase I: Ski Hill Drive to Titus Road

Full depth reclamation and cement treated base roadway rehabilitation, shared use path, sidewalks, grass swale for stormwater treatment, storm drainage, and illumination.

Funding

Phase	Start Date	Federal	Fund Code	Federal Funds		State Funds	Local Funds	Total
				Fund Code	Funds			
PE	2017		STP(R)		217,327	0	32,474	249,801
RW	2017		STP(R)		111,000	0	17,300	128,300
CN	2018		STP(R)		377,273	0	1,650,226	2,027,499
Project Totals					705,600	0	1,700,000	2,405,600

Expenditure Schedule

Phase	1st	2nd	3rd	4th	5th & 6th
PE	249,801	0	0	0	0
RW	128,300	0	0	0	0
CN	0	2,027,499	0	0	0
Totals	378,101	2,027,499	0	0	0

Agency Totals for Leavenworth	Federal Funds		State Funds	Local Funds	Total
	Funds	Funds			
	705,600	466,100	1,723,800	2,895,500	

Washington State S. T. I. P.

2017 to 2020

(Project Funds to Nearest Dollar)

MPO/RTPO: CDTC

Y Inside

N Outside

November 17, 2017

County: Chelan

Agency: LINK Transit

Func Cls	Project Number	PIN	STIP ID	Imp Type	Total Project Length	Environmental Type	RW Required	Begin Termini	End Termini	Total Est. Cost of Project	STIP Amend. No.
00			WA-07371	23		CE	No	N/A	N/A	17,283,360	

2017-20 5307 Formula Funds

FFY 2017 - 5307 Formula Funds will be used for Operations, vehicle & facility's wages and benefits for Link's fiscal year, Jan 1 - Dec 31, 2017 (50/50 operational match). Funds will be used for both inside and outside of the MPO boundaries. Funds will be used for Link's service district. 10% will be used for wages and benefits for Paratransit Services (80:20 match). 1% will be used for security services located at Link's transfer center, Columbia Station.

Funding

Phase	Start Date	Federal Fund Code	Federal Funds		State Fund Code	State Funds	Local Funds	Total
			Federal	Fund Code				
ALL	2017	5307		2,160,420		0	2,160,420	4,320,840
ALL	2018	5307		2,160,420		0	2,160,420	4,320,840
ALL	2019	5307		2,160,420		0	2,160,420	4,320,840
ALL	2020	5307		2,160,420		0	2,160,420	4,320,840
Project Totals				8,641,680		0	8,641,680	17,283,360

Expenditure Schedule

Phase	1st	2nd	3rd	4th	5th & 6th
ALL	4,320,840	4,320,840	4,320,840	4,320,840	0
Totals	4,320,840	4,320,840	4,320,840	4,320,840	0

Washington State S. T. I. P.

2017 to 2020

(Project Funds to Nearest Dollar)

MPO/RTPO: CDTC

Y Inside

N Outside

November 17, 2017

County: Chelan

Agency: LINK Transit

Func Cls	Project Number	PIN	STIP ID	Imp Type	Total Project Length	Environmental Type	RW Required	Begin Termini	End Termini	Total Est. Cost of Project	STIP Amend. No.
00			WA-09616	23		CE	No	N/A	N/A	4,347,216	

Five (5) Battery Electric Buses and Chargers

Purchase of five (5) 35-foot Battery Electric Buses from BYD Heavy Industries, including a slow-charger installed at Link Transit's Operations and Maintenance facility using previously installed electrical infrastructure.

Funding

Phase	Start Date	Federal	Fund Code	Federal Funds	State Fund Code	State Funds	Local Funds	Total
ALL	2017		5339(c)	3,768,489		0	578,727	4,347,216
Project Totals				3,768,489		0	578,727	4,347,216

Expenditure Schedule

Phase	1st	2nd	3rd	4th	5th & 6th
ALL	4,347,216	0	0	0	0
Totals	4,347,216	0	0	0	0

	Federal Funds	State Funds	Local Funds	Total
Agency Totals for LINK Transit	12,410,169	0	9,220,407	21,630,576

Washington State S. T. I. P.

2017 to 2020

(Project Funds to Nearest Dollar)

MPO/RTPO: CDTC

Y Inside

N Outside

November 17, 2017

County: Douglas

Agency: Rock Island

Func Cls	Project Number	PIN	STIP ID	Imp Type	Total Project Length	Environmental Type	RW Required	Begin Termini	End Termini	Total Est. Cost of Project	STIP Amend. No.
19			WA-09684	28	0.300	CE	No	Rock Island Ave	Penn Ave SE	431,471	1706 AdMod

Center Street Sidewalks

Construct sidewalks, curb ramps and driveway entrances on both sides of Center Street.

Funding

Phase	Start Date	Federal	Fund Code	Federal Funds	State Fund Code	State Funds	Local Funds	Total
PE	2019		STP(US)	44,787		0	6,990	51,777
CN	2020		STP(US)	328,435		0	51,259	379,694
Project Totals				373,222		0	58,249	431,471

Expenditure Schedule

Phase	1st	2nd	3rd	4th	5th & 6th
PE	0	0	0	58,259	0
CN	0	0	0	373,222	0
Totals	0	0	0	431,481	0

	Federal Funds	State Funds	Local Funds	Total
Agency Totals for Rock Island	373,222	0	58,249	431,471

Washington State S. T. I. P.

2017 to 2020

(Project Funds to Nearest Dollar)

MPO/RTPO: CDTC

Y Inside

N Outside

November 17, 2017

County: Chelan

Agency: Wenatchee

Func Cls	Project Number	PIN	STIP ID	Imp Type	Total Project Length	Environmental Type	RW Required	Begin Termini	End Termini	Total Est. Cost of Project	STIP Amend. No.
07	5807(001)		WA-07376	28	0.120	CE	Yes	Springwater St.	700' North of Springwater	657,301	

Lewis and Clark Elementary Sidewalk Improvements

Install Curb, Gutter, and Sidewalk on the East side of Princeton across the street from Lewis & Clark Elementary. Update radar feedback signs, extend sanitary sewer and storm drain in Princeton.

Funding

Phase	Start Date	Federal	Fund Code	Federal Funds		State Fund Code	State Funds	Local Funds	Total
RW	2017		TAP(SR)	93,104			0	0	93,104
RW	2017		HSIP(SR)	20,896			0	0	20,896
CN	2017		HSIP(SR)	218,794			0	204,200	422,994
Project Totals				332,794			0	204,200	536,994

Expenditure Schedule

Phase	1st	2nd	3rd	4th	5th & 6th
RW	114,000	0	0	0	0
CN	422,994	0	0	0	0
Totals	536,994	0	0	0	0

Washington State S. T. I. P.

2017 to 2020

(Project Funds to Nearest Dollar)

MPO/RTPO: CDTC

Y Inside

N Outside

November 17, 2017

County: Chelan

Agency: Wenatchee

Func Cls	Project Number	PIN	STIP ID	Imp Type	Total Project Length	Environmental Type	RW Required	Begin Termini	End Termini	Total Est. Cost of Project	STIP Amend. No.
14	5825(005)		WA-02878	01	0.000	CE	Yes	McKittrick Street	Wenatchee Ave	2,946,518	17-03

McKittrick St. - Wenatchee Ave. Signal Project

Install new traffic signal display, detection, and control system at the intersection of McKittrick Street & Wenatchee Ave.

Funding

Phase	Start Date	Federal	Fund Code	Federal Funds		State Fund Code	State Funds	Local Funds	Total
RW	2017		STP(US)	800,000			0	213,283	1,013,283
CN	2019		STP(US)	770,706			0	205,473	976,179
Project Totals				1,570,706			0	418,756	1,989,462

Expenditure Schedule

Phase	1st	2nd	3rd	4th	5th & 6th
RW	1,013,283	0	0	0	0
CN	0	0	976,179	0	0
Totals	1,013,283	0	976,179	0	0

Washington State S. T. I. P.

2017 to 2020

(Project Funds to Nearest Dollar)

MPO/RTPO: CDTC

Y Inside

N Outside

November 17, 2017

County: Chelan

Agency: Wenatchee

Func Cls	Project Number	PIN	STIP ID	Imp Type	Total Project Length	Environmental Type	RW Required	Begin Termini	End Termini	Total Est. Cost of Project	STIP Amend. No.
17			WA-02911	04	0.810	CE	Yes	Wenatchee Avenue	Pine Street	1,443,000	

McKittrick Street Improvements

Reconstruct roadway. Construct new storm sewer, sidewalks, illumination and signal on Wenatchee Ave.

Funding

Phase	Start Date	Federal Funds		State Funds		Local Funds	Total	
		Federal	Fund Code	State Fund Code	State Funds			
RW	2017			0	TIB	259,250	45,750	305,000
CN	2017			0	TIB	851,275	150,225	1,001,500
Project Totals				0		1,110,525	195,975	1,306,500

Expenditure Schedule

Phase	1st	2nd	3rd	4th	5th & 6th
RW	305,000	0	0	0	0
CN	1,001,500	0	0	0	0
Totals	1,306,500	0	0	0	0

Washington State S. T. I. P.

2017 to 2020

(Project Funds to Nearest Dollar)

MPO/RTPO: CDTC

Y Inside

N Outside

November 17, 2017

County: Chelan

Agency: Wenatchee

Func Cls	Project Number	PIN	STIP ID	Imp Type	Total Project Length	Environmental Type	RW Required	Begin Termini	End Termini	Total Est. Cost of Project	STIP Amend. No.
16			WA-09567	21		CE	No	Various	Various	341,000	17-09

Middle School Crossing Improvements

Install pedestrian crosswalk improvements including RRFB's, pavement markings, signs, ADA compliant curb ramps and illumination at Foothills Middle School and Orchard Middle School. Install school zone radar feedback signs on Orchard, Miller, and Maple Streets. Update utilities as needed to complete improvements.

Funding

Phase	Start Date	Federal	Fund Code	Federal Funds		Local Funds	Total
				State Fund Code	State Funds		
PE	2017		HSIP(SR)		42,000	0	42,000
CN	2018		HSIP(SR)		299,000	0	299,000
Project Totals					341,000	0	341,000

Expenditure Schedule

Phase	1st	2nd	3rd	4th	5th & 6th
PE	30,000	12,000	0	0	0
CN	0	299,000	0	0	0
Totals	30,000	311,000	0	0	0

Washington State S. T. I. P.

2017 to 2020

(Project Funds to Nearest Dollar)

MPO/RTPO: CDTC

Y Inside

N Outside

November 17, 2017

County: Chelan

Agency: Wenatchee

Func Cls	Project Number	PIN	STIP ID	Imp Type	Total Project Length	Environmental Type	RW Required	Begin Termini	End Termini	Total Est. Cost of Project	STIP Amend. No.
14			WA-08888	04	0.260	CE	Yes	MP 3.33	MP 3.59	861,254	1708 AdMod

North Wenatchee Avenue Pedestrian and Median Improvements

Upgrade the highway with wider sidewalks, shoulder, landscaping, lighting, streetscape improvements, access consolidation and center median. This project excepts MP3.44 to MP3.50 (McKittrick St/Wenatchee Ave. Signal Project STPUS-5825(005).

Funding

Phase	Start Date	Federal Fund Code	Federal Funds		State Fund Code	State Funds	Local Funds	Total
			Federal	Funds				
PE	2017	STP(US)		71,960		0	11,230	83,190
RW	2017	STP(US)		145,320		0	22,680	168,000
CN	2018	STP(US)		527,706		0	82,358	610,064
Project Totals				744,986		0	116,268	861,254

Expenditure Schedule

Phase	1st	2nd	3rd	4th	5th & 6th
PE	83,190	0	0	0	0
RW	168,000	0	0	0	0
CN	0	610,064	0	0	0
Totals	251,190	610,064	0	0	0

Washington State S. T. I. P.

2017 to 2020

(Project Funds to Nearest Dollar)

MPO/RTPO: CDTC

Y Inside

N Outside

November 17, 2017

County: Chelan

Agency: Wenatchee

Func Cls	Project Number	PIN	STIP ID	Imp Type	Total Project Length	Environmental Type	RW Required	Begin Termini	End Termini	Total Est. Cost of Project	STIP Amend. No.
17			WA-08595	03		CE	No	Okanogan Ave	Miller St	1,369,953	

Red Apple Road Reconstruction

Fill in gaps of missing sidewalks, made ADA upgrades. Mill and fill roadway surface. Restripe to provide parking, two lanes, and bike lanes. Provide illumination, and other intersection improvements as needed.

Funding

Phase	Start Date	Federal	Fund Code	Federal Funds	State Fund Code	State Funds	Local Funds	Total
CN	2017			0	TIB	997,324	176,000	1,173,324
Project Totals				0		997,324	176,000	1,173,324

Expenditure Schedule

Phase	1st	2nd	3rd	4th	5th & 6th
ALL	1,369,953	0	0	0	0
Totals	1,369,953	0	0	0	0

Washington State S. T. I. P.

2017 to 2020

(Project Funds to Nearest Dollar)

MPO/RTPO: CDTC

Y Inside

N Outside

November 17, 2017

County: Chelan

Agency: Wenatchee

Func Cls	Project Number	PIN	STIP ID	Imp Type	Total Project Length	Environmental Type	RW Required	Begin Termini	End Termini	Total Est. Cost of Project	STIP Amend. No.
17			WA-09670	28		CE	No	Various	Various	600,000	

South Wenatchee Sidewalk Program

Construct new sidewalk in Lincoln School and other eligible areas in accordance with City CDBG Funding Program.

Funding

Phase	Start Date	Federal	Fund Code	Federal Funds		State Fund Code	State Funds	Local Funds	Total
PE	2018		CDBG	200,000			0	0	200,000
CN	2020		CDBG	200,000			0	0	200,000
Project Totals				400,000			0	0	400,000

Expenditure Schedule

Phase	1st	2nd	3rd	4th	5th & 6th
PE	0	200,000	0	0	0
CN	0	0	0	200,000	200,000
Totals	0	200,000	0	200,000	200,000

Washington State S. T. I. P.

2017 to 2020

(Project Funds to Nearest Dollar)

MPO/RTPO: CDTC

Y Inside

N Outside

November 17, 2017

County: Chelan

Agency: Wenatchee

Func Cls	Project Number	PIN	STIP ID	Imp Type	Total Project Length	Environmental Type	RW Required	Begin Termini	End Termini	Total Est. Cost of Project	STIP Amend. No.
14	0285(020)		WA-07383	28		CE	Yes	Various	Various	632,140	1701 AdMod

SR285/South Wenatchee Pedestrian Crossing Improvements

Install Rectangular Rapid Flash Beacons (RRFB's) at Chehalis/Mission/Chelan vicinity and upgrade pedestrian facilities consistent with the south Wenatchee Subarea plan.

Funding

Phase	Start Date	Federal Fund Code	Federal Funds		State Fund Code	State Funds	Local Funds	Total
			Federal	Funds				
RW	2017	TAP(US)		31,140		0	4,860	36,000
CN	2019	TAP(US)		139,316		0	22,241	161,557
CN	2019	STP(US)		167,394		0	26,724	194,118
Project Totals				337,850		0	53,825	391,675

Expenditure Schedule

Phase	1st	2nd	3rd	4th	5th & 6th
RW	36,000	0	0	0	0
CN	0	0	355,675	0	0
Totals	36,000	0	355,675	0	0

Washington State S. T. I. P.

2017 to 2020

(Project Funds to Nearest Dollar)

MPO/RTPO: CDTC

Y Inside

N Outside

November 17, 2017

County: Chelan

Agency: Wenatchee

Func Cls	Project Number	PIN	STIP ID	Imp Type	Total Project Length	Environmental Type	RW Required	Begin Termini	End Termini	Total Est. Cost of Project	STIP Amend. No.
17	000S(428)		WA-07379	21		CE	No	Various	Various	153,000	

Wenatchee Signage Safety

Evaluate existing city signing on major and minor collectors and replace/upgrade as needed. Install truck-route signing based on Freight Route Study.

Funding

Phase	Start Date	Federal	Fund Code	Federal Funds	State Fund Code	State Funds	Local Funds	Total
CN	2017		HSIP	122,500		0	0	122,500
Project Totals				122,500		0	0	122,500

Expenditure Schedule

Phase	1st	2nd	3rd	4th	5th & 6th
CN	122,500	0	0	0	0
Totals	122,500	0	0	0	0

Washington State S. T. I. P.

2017 to 2020

(Project Funds to Nearest Dollar)

MPO/RTPO: CDTC

Y Inside

N Outside

November 17, 2017

County: Chelan

Agency: Wenatchee

Func Cls	Project Number	PIN	STIP ID	Imp Type	Total Project Length	Environmental Type	RW Required	Begin Termini	End Termini	Total Est. Cost of Project	STIP Amend. No.
16			WA-09565	21		CE	No	Springwater Ave		266,000	

Western Ave/ Springwater Ave. Intersection Control

Construct mini-roundabout at the intersection of Western Ave/ Springwater Ave.

Funding

Phase	Start Date	Federal Fund Code	Federal Funds		State Fund Code	State Funds	Local Funds	Total
			Federal	Fund Code				
PE	2017	STP(US)	38,925			0	6,075	45,000
CN	2018	STP(US)	191,075			0	29,835	220,910
Project Totals			230,000			0	35,910	265,910

Expenditure Schedule

Phase	1st	2nd	3rd	4th	5th & 6th
PE	45,000	0	0	0	0
CN	0	266,000	0	0	0
Totals	45,000	266,000	0	0	0

		Federal Funds	State Funds	Local Funds	Total
Agency Totals for Wenatchee		4,079,836	2,107,849	1,200,934	7,388,619

Washington State S. T. I. P.

2017 to 2020

(Project Funds to Nearest Dollar)

MPO/RTPO: CDTC

Y Inside

N Outside

November 17, 2017

County:

Agency: WSDOT - NC

Func Cls	Project Number	PIN	STIP ID	Imp Type	Total Project Length	Environmental Type	RW Required	Begin Termini	End Termini	Total Est. Cost of Project	STIP Amend. No.
00			BPCD	05		CE	No	Various	Various	41,994,127	

Asphalt/Chip Seal Preservation Program Chelan Douglas Transportation Council

Resurface the roadway with chip seal or hot mix asphalt to preserve the structural integrity of the roadway and extend the service life of the pavement. Other minor preservation items as needed.

Funding

Phase	Start Date	Federal	Fund Code	Federal Funds		State Fund Code	State Funds	Local Funds	Total
PE	2017		NHPP	279,294			0	11,172	290,466
PE	2018		NHPP	127,889			0	5,116	133,005
PE	2019		NHPP	1,266,651			0	50,666	1,317,317
PE	2020		NHPP	481,011			0	19,240	500,251
CN	2017		STP	2,280,441			0	77,395	2,357,836
CN	2017		NHPP	1,589,328			0	0	1,589,328
CN	2018		NHPP	3,163,980			0	63,280	3,227,260
CN	2019		NHPP	4,761,648			0	95,233	4,856,881
CN	2020		NHPP	27,178,219			0	543,564	27,721,783
Project Totals				41,128,461			0	865,666	41,994,127

Expenditure Schedule

Phase	1st	2nd	3rd	4th	5th & 6th
PE	290,466	133,005	1,317,317	500,251	0
CN	3,947,164	3,227,260	4,856,881	27,721,783	0
Totals	4,237,630	3,360,265	6,174,198	28,222,034	0

Washington State S. T. I. P.

2017 to 2020

(Project Funds to Nearest Dollar)

MPO/RTPO: CDTC

Y Inside

N Outside

November 17, 2017

County:

Agency: WSDOT - NC

Func Cls	Project Number	PIN	STIP ID	Imp Type	Total Project Length	Environmental Type	RW Required	Begin Termini	End Termini	Total Est. Cost of Project	STIP Amend. No.
00	9999(769)	200007A	200007A	21		CE	No	N/A	N/A	82,400	

NCR 15-17 Regionwide Intersection Safety Implementation

Implementing basic safety features such as enhanced signing and stripping, etc. But not limited to these items.

Funding

Phase	Start Date	Federal Fund Code	Federal Funds		State Fund Code	State Funds	Local Funds	Total
			Federal	Fund Code				
CN	2017	HSIP	69,384			0	1,416	70,800
Project Totals			69,384			0	1,416	70,800

Expenditure Schedule

Phase	1st	2nd	3rd	4th	5th & 6th
CN	70,800	0	0	0	0
Totals	70,800	0	0	0	0

Washington State S. T. I. P.

2017 to 2020

(Project Funds to Nearest Dollar)

MPO/RTPO: CDTC

Y Inside

N Outside

November 17, 2017

County:

Agency: WSDOT - NC

Func Cls	Project Number	PIN	STIP ID	Imp Type	Total Project Length	Environmental Type	RW Required	Begin Termini	End Termini	Total Est. Cost of Project	STIP Amend. No.
00		200005N	200005NCD	21		CE	No	Various	Various	304,734	17-01

NCR 17-19 Regionwide Curve Warning Sign Update

This project will update Curve signing.

Funding

Phase	Start Date	Federal	Fund Code	Federal Funds		State Fund Code	State Funds	Local Funds	Total
PE	2017		HSIP	32,512			0	1,355	33,867
CN	2018		HSIP	265,449			0	5,417	270,866
Project Totals				297,961			0	6,772	304,733

Expenditure Schedule

Phase	1st	2nd	3rd	4th	5th & 6th
PE	1,355	32,512	0	0	0
CN	0	5,417	265,449	0	0
Totals	1,355	37,929	265,449	0	0

Washington State S. T. I. P.

2017 to 2020

(Project Funds to Nearest Dollar)

MPO/RTPO: CDTC

Y Inside

N Outside

November 17, 2017

County:

Agency: WSDOT - NC

Func Cls	Project Number	PIN	STIP ID	Imp Type	Total Project Length	Environmental Type	RW Required	Begin Termini	End Termini	Total Est. Cost of Project	STIP Amend. No.
00		200007K	200007KCD	21		CE	No	Various	Various	133,333	17-01

NCR 17-19 Regionwide Shoulder Rumble Strip Installation

This project will install shoulder rumble strips and misc associated items.

Funding

Phase	Start Date	Federal	Fund Code	Federal Funds		State Fund Code	State Funds	Local Funds	Total
PE	2017		HSIP	12,800			0	533	13,333
CN	2017		HSIP	117,600			0	2,400	120,000
Project Totals				130,400			0	2,933	133,333

Expenditure Schedule

Phase	1st	2nd	3rd	4th	5th & 6th
PE	533	12,800	0	0	0
CN	2,400	117,600	0	0	0
Totals	2,933	130,400	0	0	0

Washington State S. T. I. P.

2017 to 2020

(Project Funds to Nearest Dollar)

MPO/RTPO: CDTC

Y Inside

N Outside

November 17, 2017

County:

Agency: WSDOT - NC

Func Cls	Project Number	PIN	STIP ID	Imp Type	Total Project Length	Environmental Type	RW Required	Begin Termini	End Termini	Total Est. Cost of Project	STIP Amend. No.
00		200007W	200007WCD	21		CE	No	Various	Various	1,333,333	17-01

NCR 17-19 Weathering Steel Guardrail Rehabilitation

This project will replace weathering steel beam guardrail at select locations.

Funding

Phase	Start Date	Federal	Fund Code	Federal Funds		State Funds	Local Funds	Total
				Federal Funds	State Fund Code			
PE	2017		HSIP	64,000		0	2,667	66,667
CN	2017		HSIP	1,241,333		0	25,333	1,266,666
Project Totals				1,305,333		0	28,000	1,333,333

Expenditure Schedule

Phase	1st	2nd	3rd	4th	5th & 6th
PE	2,667	64,000	0	0	0
CN	25,333	1,241,333	0	0	0
Totals	28,000	1,305,333	0	0	0

Washington State S. T. I. P.

2017 to 2020

(Project Funds to Nearest Dollar)

MPO/RTPO: CDTC

Y Inside

N Outside

November 17, 2017

County:

Agency: WSDOT - NC

Func Cls	Project Number	PIN	STIP ID	Imp Type	Total Project Length	Environmental Type	RW Required	Begin Termini	End Termini	Total Est. Cost of Project	STIP Amend. No.
00		200006I	200006ICDT	21		CE	No	Various	Various	134,413	17-08

NCR Breakaway Cable Terminal Replacement - Non-Interstate

This project will update BCT terminals to current standards.

Funding

Phase	Start Date	Federal Fund Code	Federal Funds		State Fund Code	State Funds	Local Funds	Total
			Federal	Fund Code				
PE	2017	HSIP		26,132		0	1,616	27,748
CN	2018	HSIP		104,532		0	2,133	106,665
Project Totals				130,664		0	3,749	134,413

Expenditure Schedule

Phase	1st	2nd	3rd	4th	5th & 6th
PE	7,748	20,000	0	0	0
CN	0	2,133	104,532	0	0
Totals	7,748	22,133	104,532	0	0

Washington State S. T. I. P.

2017 to 2020

(Project Funds to Nearest Dollar)

MPO/RTPO: CDTC

Y Inside

N Outside

November 17, 2017

County:

Agency: WSDOT - NC

Func Cls	Project Number	PIN	STIP ID	Imp Type	Total Project Length	Environmental Type	RW Required	Begin Termini	End Termini	Total Est. Cost of Project	STIP Amend. No.
00		200000U	200000UCD	21		CE	No	Various	Various	152,983	17-01

NCR Centerline Rumble Strips/Section C

This project will install centerline rumble strips and misc associated items.

Funding

Phase	Start Date	Federal	Fund Code	Federal Funds		State Funds	Local Funds	Total
				Federal	State Fund Code			
PE	2017		HSIP	20,577		0	857	21,434
CN	2017		HSIP	128,918		0	2,631	131,549
Project Totals				149,495		0	3,488	152,983

Expenditure Schedule

Phase	1st	2nd	3rd	4th	5th & 6th
PE	20,577	857	0	0	0
CN	2,631	128,918	0	0	0
Totals	23,208	129,775	0	0	0

Washington State S. T. I. P.

2017 to 2020

(Project Funds to Nearest Dollar)

MPO/RTPO: CDTC

Y Inside

N Outside

November 17, 2017

County:

Agency: WSDOT - NC

Func Cls	Project Number	PIN	STIP ID	Imp Type	Total Project Length	Environmental Type	RW Required	Begin Termini	End Termini	Total Est. Cost of Project	STIP Amend. No.
00		200000Z	200000ZCD	21		CE	No	Various	Various	120,000	17-01

NCR Guardrail Update 17-19

This project will update barrier/guardrail throughout NCR.

Funding

Phase	Start Date	Federal	Fund Code	Federal Funds		State Funds	Local Funds	Total
				Federal Funds	State Fund Code			
PE	2017		HSIP	18,432		0	768	19,200
CN	2018		HSIP	98,784		0	2,016	100,800
Project Totals				117,216		0	2,784	120,000

Expenditure Schedule

Phase	1st	2nd	3rd	4th	5th & 6th
PE	768	18,432	0	0	0
CN	2,016	98,784	0	0	0
Totals	2,784	117,216	0	0	0

Washington State S. T. I. P.

2017 to 2020

(Project Funds to Nearest Dollar)

MPO/RTPO: CDTC

Y Inside

N Outside

November 17, 2017

County:

Agency: WSDOT - NC

Func Cls	Project Number	PIN	STIP ID	Imp Type	Total Project Length	Environmental Type	RW Required	Begin Termini	End Termini	Total Est. Cost of Project	STIP Amend. No.
00	9999(745)	200000Y	200000YCDT	21		CE	No	N/A	N/A	266,667	

Regionwide Guardrail Update 15-17 - Preservation

This project will install guardrail and traffic barrier along with associated safety items to enhance the safety of the roadway.

Funding

Phase	Start Date	Federal Fund Code	Federal Funds		State Fund Code	State Funds	Local Funds	Total
CN	2017	STP	224,747			0	4,587	229,334
Project Totals			224,747			0	4,587	229,334

Expenditure Schedule

Phase	1st	2nd	3rd	4th	5th & 6th
CN	229,334	0	0	0	0
Totals	229,334	0	0	0	0

Washington State S. T. I. P.

2017 to 2020

(Project Funds to Nearest Dollar)

MPO/RTPO: CDTC

Y Inside

N Outside

November 17, 2017

County:

Agency: WSDOT - NC

Func Cls	Project Number	PIN	STIP ID	Imp Type	Total Project Length	Environmental Type	RW Required	Begin Termini	End Termini	Total Est. Cost of Project	STIP Amend. No.
00	9999(745)	200006S	200006SCDT	21		CE	No	N/A	N/A	109,333	

Regionwide Guardrail Update 15-17 - Safety Improvements

This project will install guardrail and traffic barrier along with associated safety items to enhance the safety of the roadway.

Funding

Phase	Start Date	Federal Fund Code	Federal Funds		State Fund Code	State Funds	Local Funds	Total
CN	2017	STP	92,120			0	1,880	94,000
Project Totals			92,120			0	1,880	94,000

Expenditure Schedule

Phase	1st	2nd	3rd	4th	5th & 6th
CN	94,000	0	0	0	0
Totals	94,000	0	0	0	0

Washington State S. T. I. P.

2017 to 2020

(Project Funds to Nearest Dollar)

MPO/RTPO: CDTC

Y Inside

N Outside

November 17, 2017

County:

Agency: WSDOT - NC

Func Cls	Project Number	PIN	STIP ID	Imp Type	Total Project Length	Environmental Type	RW Required	Begin Termini	End Termini	Total Est. Cost of Project	STIP Amend. No.
00	9999(767)	200000W	200000W	21		CE	No	N/A	N/A	780,000	

Regionwide Sign Update 15-17

This project will update signing to current standards around the region.

Funding

Phase	Start Date	Federal Fund Code	Federal Funds		State Fund Code	State Funds	Local Funds	Total
			Federal	Fund Code				
CN	2017	STP	637,000			0	13,000	650,000
Project Totals			637,000			0	13,000	650,000

Expenditure Schedule

Phase	1st	2nd	3rd	4th	5th & 6th
CN	650,000	0	0	0	0
Totals	650,000	0	0	0	0

Washington State S. T. I. P.

2017 to 2020

(Project Funds to Nearest Dollar)

MPO/RTPO: CDTC

Y Inside

N Outside

November 17, 2017

County:

Agency: WSDOT - NC

Func Cls	Project Number	PIN	STIP ID	Imp Type	Total Project Length	Environmental Type	RW Required	Begin Termini	End Termini	Total Est. Cost of Project	STIP Amend. No.
07		215000K	215000K	04	0.140	CE	Yes	6.76	7.03	6,500,000	

SR 150/No-See-Um Road - Intersection Improvements

Constructs a 4-leg round-a-bout relocating the existing No-See-Um intersection west of its existing location.

Funding

Phase	Start Date	Federal	Fund Code	Federal Funds	State Fund Code	State Funds	Local Funds	Total
CN	2017			0	CWA	4,800,000	0	4,800,000
Project Totals				0		4,800,000	0	4,800,000

Expenditure Schedule

Phase	1st	2nd	3rd	4th	5th & 6th
CN	4,800,000	0	0	0	0
Totals	4,800,000	0	0	0	0

Washington State S. T. I. P.

2017 to 2020

(Project Funds to Nearest Dollar)

MPO/RTPO: CDTC

Y Inside

N Outside

November 17, 2017

County:

Agency: WSDOT - NC

Func Cls	Project Number	PIN	STIP ID	Imp Type	Total Project Length	Environmental Type	RW Required	Begin Termini	End Termini	Total Est. Cost of Project	STIP Amend. No.
06	0150(013)	215000N	215000N	21	10.100	CE	Yes	.3	10.13	207,343	

SR 150/W of Chelan - ADA Compliance

Reconstruction of sidewalk, curb ramps, and associated items to bring these items up to ada standards.

Funding

Phase	Start Date	Federal Fund Code	Federal Funds		State Fund Code	State Funds	Local Funds	Total
			Federal	Fund Code				
RW	2017	STP		7,251		0	148	7,399
CN	2017	STP		126,042		0	2,572	128,614
Project Totals				133,293		0	2,720	136,013

Expenditure Schedule

Phase	1st	2nd	3rd	4th	5th & 6th
RW	7,399	0	0	0	0
CN	126,042	2,572	0	0	0
Totals	133,441	2,572	0	0	0

Washington State S. T. I. P.

2017 to 2020

(Project Funds to Nearest Dollar)

MPO/RTPO: CDTC

Y Inside

N Outside

November 17, 2017

County:

Agency: WSDOT - NC

Func Cls	Project Number	PIN	STIP ID	Imp Type	Total Project Length	Environmental Type	RW Required	Begin Termini	End Termini	Total Est. Cost of Project	STIP Amend. No.
06		215500P	215500PCDT	21	0.290	CE	No	28.21	28.50	231,600	

SR 155 Grand Coulee Bridge - Upgrade Illumination

This project will update the existing illumination system.

Funding

Phase	Start Date	Federal	Fund Code	Federal Funds		State Fund Code	State Funds	Local Funds	Total
PE	2017		STP	31,239			0	1,302	32,541
CN	2018		STP	195,078			0	3,981	199,059
Project Totals				226,317			0	5,283	231,600

Expenditure Schedule

Phase	1st	2nd	3rd	4th	5th & 6th
PE	16,000	18,541	0	0	0
CN	0	3,981	195,078	0	0
Totals	16,000	22,522	195,078	0	0

Washington State S. T. I. P.

2017 to 2020

(Project Funds to Nearest Dollar)

MPO/RTPO: CDTC

Y Inside

N Outside

November 17, 2017

County:

Agency: WSDOT - NC

Func Cls	Project Number	PIN	STIP ID	Imp Type	Total Project Length	Environmental Type	RW Required	Begin Termini	End Termini	Total Est. Cost of Project	STIP Amend. No.
02		202800T	202800T	21	0.020	CE	No	4.33	4.35	1,389,311	

SR 28/5th Street Intersection Improvements

Various intersection improvements.

Funding

Phase	Start Date	Federal	Fund Code	Federal Funds		State Fund Code	State Funds	Local Funds	Total
CN	2017		HSIP	1,170,732			0	23,892	1,194,624
Project Totals				1,170,732			0	23,892	1,194,624

Expenditure Schedule

Phase	1st	2nd	3rd	4th	5th & 6th
CN	1,194,624	0	0	0	0
Totals	1,194,624	0	0	0	0

Washington State S. T. I. P.

2017 to 2020

(Project Funds to Nearest Dollar)

MPO/RTPO: CDTC

Y Inside

N Outside

November 17, 2017

County:

Agency: WSDOT - NC

Func Cls	Project Number	PIN	STIP ID	Imp Type	Total Project Length	Environmental Type	RW Required	Begin Termini	End Termini	Total Est. Cost of Project	STIP Amend. No.
02	0028(051)	202842C	202842C	21	0.080	CE	No	002.00	002.08	265,000	

SR 28/North of East Wenatchee - Safety Improvements

Safety enhancements.

Funding

Phase	Start Date	Federal	Fund Code	Federal Funds		State Fund Code	State Funds	Local Funds	Total
CN	2017		HSIP	225,400			0	4,600	230,000
Project Totals				225,400			0	4,600	230,000

Expenditure Schedule

Phase	1st	2nd	3rd	4th	5th & 6th
CN	230,000	0	0	0	0
Totals	230,000	0	0	0	0

Washington State S. T. I. P.

2017 to 2020

(Project Funds to Nearest Dollar)

MPO/RTPO: CDTC

Y Inside

N Outside

November 17, 2017

County:

Agency: WSDOT - NC

Func Cls	Project Number	PIN	STIP ID	Imp Type	Total Project Length	Environmental Type	RW Required	Begin Termini	End Termini	Total Est. Cost of Project	STIP Amend. No.
02		202842B	202842B	21	0.240	CE	Yes	2.3	2.54	501,086	

SR 28/North of East Wenatchee - Two Way Left Turn Lane

This project will install a two way left turn lane and associated safety items.

Funding

Phase	Start Date	Federal	Fund Code	Federal Funds		State Fund Code	State Funds	Local Funds	Total
RW	2017		HSIP	134,181			0	2,738	136,919
CN	2017		HSIP	295,758			0	6,035	301,793
Project Totals				429,939			0	8,773	438,712

Expenditure Schedule

Phase	1st	2nd	3rd	4th	5th & 6th
RW	136,919	0	0	0	0
CN	6,035	295,758	0	0	0
Totals	142,954	295,758	0	0	0

Washington State S. T. I. P.

2017 to 2020

(Project Funds to Nearest Dollar)

MPO/RTPO: CDTC

Y Inside

N Outside

November 17, 2017

County:

Agency: WSDOT - NC

Func Cls	Project Number	PIN	STIP ID	Imp Type	Total Project Length	Environmental Type	RW Required	Begin Termini	End Termini	Total Est. Cost of Project	STIP Amend. No.
02	9999(749)	228501Y	228501YCDT	28		CE	Yes	000.81	005.04	1,730,710	

SR 285/Wenatchee Area - ADA Compliance

Update sidewalk ramps and other minor pedestrian facilities to current ada standards.

Funding

Phase	Start Date	Federal	Fund Code	Federal Funds		State Fund Code	State Funds	Local Funds	Total
RW	2017		STP	15,729			0	321	16,050
CN	2017		STP	1,470,406			0	30,008	1,500,414
Project Totals				1,486,135			0	30,329	1,516,464

Expenditure Schedule

Phase	1st	2nd	3rd	4th	5th & 6th
RW	16,050	0	0	0	0
CN	30,008	1,470,406	0	0	0
Totals	46,058	1,470,406	0	0	0

Washington State S. T. I. P.

2017 to 2020

(Project Funds to Nearest Dollar)

MPO/RTPO: CDTC

Y Inside

N Outside

November 17, 2017

County:

Agency: WSDOT - NC

Func Cls	Project Number	PIN	STIP ID	Imp Type	Total Project Length	Environmental Type	RW Required	Begin Termini	End Termini	Total Est. Cost of Project	STIP Amend. No.
07		228500C	228500C	06	0.230	CE	No	000.16	000.39	11,822,122	

SR285/George Sellar Bridge - Painting

This project will paint the steel bridge preventing corrosion and preserving the structural integrity of the bridge.

Funding

Phase	Start Date	Federal	Fund Code	Federal Funds		State Funds	Local Funds	Total
				Federal	State Fund Code			
PE	2017			0	CWA	1,162,000	0	1,162,000
CN	2018			0	CWA	10,660,122	0	10,660,122
Project Totals				0		11,822,122	0	11,822,122

Expenditure Schedule

Phase	1st	2nd	3rd	4th	5th & 6th
PE	400,000	700,000	62,000	0	0
CN	0	60,122	5,000,000	5,000,000	600,000
Totals	400,000	760,122	5,062,000	5,000,000	600,000

Washington State S. T. I. P.

2017 to 2020

(Project Funds to Nearest Dollar)

MPO/RTPO: CDTC

Y Inside

N Outside

November 17, 2017

County:

Agency: WSDOT - NC

Func Cls	Project Number	PIN	STIP ID	Imp Type	Total Project Length	Environmental Type	RW Required	Begin Termini	End Termini	Total Est. Cost of Project	STIP Amend. No.
02		200202H	200202H	21	0.200	CE	Yes	111.90	112.10	3,790,662	

US 2/Cotlets Ave - Intersection Improvements

This project will make intersection improvements at the US 2 and Cotlets Ave. intersection.

Funding

Phase	Start Date	Federal	Fund Code	Federal Funds		State Fund Code	State Funds	Local Funds	Total
PE	2017		HSIP	356,182			0	14,841	371,023
RW	2018		HSIP	960,498			0	19,602	980,100
CN	2019		HSIP	2,390,748			0	48,791	2,439,539
Project Totals				3,707,428			0	83,234	3,790,662

Expenditure Schedule

Phase	1st	2nd	3rd	4th	5th & 6th
PE	20,000	331,023	20,000	0	0
RW	0	980,100	0	0	0
CN	0	0	1,439,539	1,000,000	0
Totals	20,000	1,311,123	1,459,539	1,000,000	0

Washington State S. T. I. P.

2017 to 2020

(Project Funds to Nearest Dollar)

MPO/RTPO: CDTC

Y Inside

N Outside

November 17, 2017

County:

Agency: WSDOT - NC

Func Cls	Project Number	PIN	STIP ID	Imp Type	Total Project Length	Environmental Type	RW Required	Begin Termini	End Termini	Total Est. Cost of Project	STIP Amend. No.
02		200208C	200208CDTC	28	0.530	CE	No	119.16	119.69	306,099	1706 AdMod

US 2/Easy Street E - Pedestrian Trail

This project will design and construct a shared use path.

Funding

Phase	Start Date	Federal	Fund Code	Federal Funds	State Fund Code	State Funds	Local Funds	Total
PE	2019		STP(US)	50,291		0	7,867	58,158
CN	2020		STP(US)	214,399		0	33,542	247,941
Project Totals				264,690		0	41,409	306,099

Expenditure Schedule

Phase	1st	2nd	3rd	4th	5th & 6th
PE	0	0	50,291	0	0
CN	0	0	0	247,941	0
Totals	0	0	50,291	247,941	0

Washington State S. T. I. P.

2017 to 2020

(Project Funds to Nearest Dollar)

MPO/RTPO: CDTC

Y Inside

N Outside

November 17, 2017

County:

Agency: WSDOT - NC

Func Cls	Project Number	PIN	STIP ID	Imp Type	Total Project Length	Environmental Type	RW Required	Begin Termini	End Termini	Total Est. Cost of Project	STIP Amend. No.
02	9999(749)	200207M	200207MCDT	28		CE	No	N/A	N/A	491,000	

US 2/Leavenworth Vic - ADA Compliance

This project will update ada features to current standards

Funding

Phase	Start Date	Federal Fund Code	Federal Funds		State Fund Code	State Funds	Local Funds	Total
			Federal	Fund Code				
CN	2017	STP		415,064		0	8,470	423,534
Project Totals				415,064		0	8,470	423,534

Expenditure Schedule

Phase	1st	2nd	3rd	4th	5th & 6th
CN	8,470	415,064	0	0	0
Totals	8,470	415,064	0	0	0

Washington State S. T. I. P.

2017 to 2020

(Project Funds to Nearest Dollar)

MPO/RTPO: CDTC

Y Inside

N Outside

November 17, 2017

County:

Agency: WSDOT - NC

Func Cls	Project Number	PIN	STIP ID	Imp Type	Total Project Length	Environmental Type	RW Required	Begin Termini	End Termini	Total Est. Cost of Project	STIP Amend. No.
02	9999(749)	200207L	200207L	28	0.210	CE	No	081.72	081.93	69,347	

US 2/Nason Creek Rest Area - ADA Compliance

This project addresses non compliant ADA features.

Funding

Phase	Start Date	Federal	Fund Code	Federal Funds		State Fund Code	State Funds	Local Funds	Total
CN	2017		STP	56,624			0	1,156	57,780
Project Totals				56,624			0	1,156	57,780

Expenditure Schedule

Phase	1st	2nd	3rd	4th	5th & 6th
CN	1,156	56,624	0	0	0
Totals	1,156	56,624	0	0	0

Washington State S. T. I. P.

2017 to 2020

(Project Funds to Nearest Dollar)

MPO/RTPO: CDTC

Y Inside

N Outside

November 17, 2017

County:

Agency: WSDOT - NC

Func Cls	Project Number	PIN	STIP ID	Imp Type	Total Project Length	Environmental Type	RW Required	Begin Termini	End Termini	Total Est. Cost of Project	STIP Amend. No.
02		200208J	200208J	21	11.830	CE	No	103.49	115.32	192,320	17-09

US 2/Peshastin to Monitor - Advanced Warning Systems Rebuild

This project will rebuild the advanced warning systems on US 2.

Funding

Phase	Start Date	Federal Fund Code	Federal Funds		State Fund Code	State Funds	Local Funds	Total
			Federal	Fund Code				
PE	2017	STP		49,584		0	2,066	51,650
CN	2018	STP		137,857		0	2,813	140,670
Project Totals				187,441		0	4,879	192,320

Expenditure Schedule

Phase	1st	2nd	3rd	4th	5th & 6th
PE	2,066	49,584	0	0	0
CN	0	2,813	137,857	0	0
Totals	2,066	52,397	137,857	0	0

Washington State S. T. I. P.

2017 to 2020

(Project Funds to Nearest Dollar)

MPO/RTPO: CDTC

Y Inside

N Outside

November 17, 2017

County:

Agency: WSDOT - NC

Func Cls	Project Number	PIN	STIP ID	Imp Type	Total Project Length	Environmental Type	RW Required	Begin Termini	End Termini	Total Est. Cost of Project	STIP Amend. No.
02	0002(841)	200291Y	200291Y	21	0.670	CE	No	84.25	84.92	742,184	

US 2/SR 207 Coles Corner - Two Way Left Turn Lane

Construction of a two way left turn lane in conjunction with various safety items.

Funding

Phase	Start Date	Federal Fund Code	Federal Funds		State Fund Code	State Funds	Local Funds	Total
			Federal	Fund Code				
CN	2017	NHPP	589,418			0	12,029	601,447
Project Totals			589,418			0	12,029	601,447

Expenditure Schedule

Phase	1st	2nd	3rd	4th	5th & 6th
CN	601,447	0	0	0	0
Totals	601,447	0	0	0	0

Washington State S. T. I. P.

2017 to 2020

(Project Funds to Nearest Dollar)

MPO/RTPO: CDTC

Y Inside

N Outside

November 17, 2017

County:

Agency: WSDOT - NC

Func Cls	Project Number	PIN	STIP ID	Imp Type	Total Project Length	Environmental Type	RW Required	Begin Termini	End Termini	Total Est. Cost of Project	STIP Amend. No.
02	0002(841)	200207R	200207R	21	0.100	CE	No	077.08	077.18	251,434	

US 2/W of Coles Corner Roadside Safety

This project adds base course to an existing roadside widening to re grade it to a flatter slope. A portion of this existing widening will also be paved. Chevrons and other signing is included along with barrier delineators and guideposts as well as other minor safety enhancements.

Funding

Phase	Start Date	Federal	Fund Code	Federal Funds	State Fund Code	State Funds	Local Funds	Total
CN	2017		STP	200,608		0	4,094	204,702
Project Totals				200,608		0	4,094	204,702

Expenditure Schedule

Phase	1st	2nd	3rd	4th	5th & 6th
CN	204,702	0	0	0	0
Totals	204,702	0	0	0	0

Washington State S. T. I. P.

2017 to 2020

(Project Funds to Nearest Dollar)

MPO/RTPO: CDTC

Y Inside

N Outside

November 17, 2017

County:

Agency: WSDOT - NC

Func Cls	Project Number	PIN	STIP ID	Imp Type	Total Project Length	Environmental Type	RW Required	Begin Termini	End Termini	Total Est. Cost of Project	STIP Amend. No.
02	0002(840)	200207N	200207N	21	0.380	CE	No	93.8	94.18	3,281,974	

US 2/West of Leavenworth - Slope Stabilization

Stabilization of rock slopes.

Funding

Phase	Start Date	Federal	Fund Code	Federal Funds		State Fund Code	State Funds	Local Funds	Total
RW	2017		STP		7,477		0	153	7,630
CN	2017		NHPP		2,953,382		0	60,273	3,013,655
Project Totals					2,960,859		0	60,426	3,021,285

Expenditure Schedule

Phase	1st	2nd	3rd	4th	5th & 6th
RW	7,630	0	0	0	0
CN	60,273	2,953,382	0	0	0
Totals	67,903	2,953,382	0	0	0

Washington State S. T. I. P.

2017 to 2020

(Project Funds to Nearest Dollar)

MPO/RTPO: CDTC

Y Inside

N Outside

November 17, 2017

County:

Agency: WSDOT - NC

Func Cls	Project Number	PIN	STIP ID	Imp Type	Total Project Length	Environmental Type	RW Required	Begin Termini	End Termini	Total Est. Cost of Project	STIP Amend. No.
02	0097(170)	209702D	209702D	21	0.100	EA	No	165.49	165.59	631,937	

US 97/1.7 Mi. N of Blewett Pass - Culvert Replacement

Replacement of existing culvert and associated work.

Funding

Phase	Start Date	Federal	Fund Code	Federal Funds		State Funds	Local Funds	Total
				Federal	State Fund Code			
RW	2017		NHPP	5,199		0	106	5,305
CN	2017		NHPP	526,528		0	10,745	537,273
Project Totals				531,727		0	10,851	542,578

Expenditure Schedule

Phase	1st	2nd	3rd	4th	5th & 6th
RW	5,305	0	0	0	0
CN	10,745	526,528	0	0	0
Totals	16,050	526,528	0	0	0

Washington State S. T. I. P.

2017 to 2020

(Project Funds to Nearest Dollar)

MPO/RTPO: CDTC

Y Inside

N Outside

November 17, 2017

County:

Agency: WSDOT - NC

Func Cls	Project Number	PIN	STIP ID	Imp Type	Total Project Length	Environmental Type	RW Required	Begin Termini	End Termini	Total Est. Cost of Project	STIP Amend. No.
02	0097(170)	209702F	209702F	21	0.100	DCE	Yes	168.70	168.80	712,982	

US 97/4.7 Mi. N of Blewett Pass - Culvert Replacement

Replacement of existing culvert and associated items.

Funding

Phase	Start Date	Federal	Fund Code	Federal Funds		State Funds	Local Funds	Total
				Federal Funds	State Fund Code			
RW	2017		NHPP	5,199		0	106	5,305
CN	2017		NHPP	543,309		0	11,088	554,397
Project Totals				548,508		0	11,194	559,702

Expenditure Schedule

Phase	1st	2nd	3rd	4th	5th & 6th
RW	5,305	0	0	0	0
CN	11,088	543,309	0	0	0
Totals	16,393	543,309	0	0	0

Washington State S. T. I. P.

2017 to 2020

(Project Funds to Nearest Dollar)

MPO/RTPO: CDTC

Y Inside

N Outside

November 17, 2017

County:

Agency: WSDOT - NC

Func Cls	Project Number	PIN	STIP ID	Imp Type	Total Project Length	Environmental Type	RW Required	Begin Termini	End Termini	Total Est. Cost of Project	STIP Amend. No.
02		209793N	209793N	21	0.360	CE	Yes	223.92	224.28	464,000	17-06

US 97/Brays Landing Rd. - Intersection Improvements

This project will construct intersection modifications at US 97 and Brays Landing road to remedy rear end collisions.

Funding

Phase	Start Date	Federal	Fund Code	Federal Funds		State Funds	Local Funds	Total
				Federal Funds	State Fund Code			
PE	2017		HSIP	58,560		0	2,440	61,000
RW	2017		HSIP	24,500		0	500	25,000
CN	2018		HSIP	370,440		0	7,560	378,000
Project Totals				453,500		0	10,500	464,000

Expenditure Schedule

Phase	1st	2nd	3rd	4th	5th & 6th
PE	31,000	30,000	0	0	0
RW	10,000	15,000	0	0	0
CN	0	378,000	0	0	0
Totals	41,000	423,000	0	0	0

Washington State S. T. I. P.

2017 to 2020

(Project Funds to Nearest Dollar)

MPO/RTPO: CDTC

Y Inside

N Outside

November 17, 2017

County:

Agency: WSDOT - NC

Func Cls	Project Number	PIN	STIP ID	Imp Type	Total Project Length	Environmental Type	RW Required	Begin Termini	End Termini	Total Est. Cost of Project	STIP Amend. No.
07		209703P	209703P	06	0.220	CE	No	234.79	235.01	120,000,000	1704 AdMod

US 97/Columbia River Beebe Bridge - Painting

This project will paint the steel structure preserving it's structural integrity.

Funding

Phase	Start Date	Federal	Fund Code	Federal Funds	State Fund Code	State Funds	Local Funds	Total
PE	2017		STP	192,000		0	8,000	200,000
PE	2018		STP	274,859		0	11,452	286,311
CN	2018		STP	46,884		0	957	47,841
CN	2019		STP	4,900,000		0	100,000	5,000,000
CN	2020		STP	3,626,000		0	74,000	3,700,000
Project Totals				9,039,743		0	194,409	9,234,152

Expenditure Schedule

Phase	1st	2nd	3rd	4th	5th & 6th
PE	200,000	286,311	0	0	0
CN	0	47,841	5,000,000	3,700,000	0
Totals	200,000	334,152	5,000,000	3,700,000	0

Washington State S. T. I. P.

2017 to 2020

(Project Funds to Nearest Dollar)

MPO/RTPO: CDTC

Y Inside

N Outside

November 17, 2017

County:

Agency: WSDOT - NC

Func Cls	Project Number	PIN	STIP ID	Imp Type	Total Project Length	Environmental Type	RW Required	Begin Termini	End Termini	Total Est. Cost of Project	STIP Amend. No.
06		209790J	209790J	21	0.060	CE	No	217.62	217.68	349,312	17-09

US 97A/1 Mi N of Entiat - Rock Slope Scaling

This project will provide protection of the highway from rock fall.

Funding

Phase	Start Date	Federal Fund Code	Federal Funds		State Fund Code	State Funds	Local Funds	Total
			Federal	Fund Code				
PE	2017	STP		64,232		0	2,677	66,909
CN	2018	STP		276,755		0	5,648	282,403
Project Totals				340,987		0	8,325	349,312

Expenditure Schedule

Phase	1st	2nd	3rd	4th	5th & 6th
PE	2,677	64,232	0	0	0
CN	0	5,648	276,755	0	0
Totals	2,677	69,880	276,755	0	0

Agency Totals for WSDOT - NC	Federal Funds		State Funds	Local Funds	Total
	Federal	Fund Code			
			16,622,122	1,460,848	85,334,164

Washington State S. T. I. P.

2017 to 2020

(Project Funds to Nearest Dollar)

MPO/RTPO: CWCG

Y Inside

N Outside

November 17, 2017

County: Cowlitz

Agency: Longview

Func Cls	Project Number	PIN	STIP ID	Imp Type	Total Project Length	Environmental Type	RW Required	Begin Termini	End Termini	Total Est. Cost of Project	STIP Amend. No.
17			WA-08012	21	0.090	CE	No	Hemlock	Hudson	1,095,000	

DOWNTOWN CORRIDOR IMPROVEMENTS PHASE 3

Replace sidewalk and wheelchair ramps along with associated pedestrian, streetscape, and storm water improvements.

Funding

Phase	Start Date	Federal	Fund Code	Federal Funds		State Funds	Local Funds	Total
				Federal Funds	State Fund Code			
PE	2017			0	OTHER	11,000	14,000	25,000
CN	2017		CDBG	400,000		0	0	400,000
CN	2017			0	OTHER	202,000	268,000	470,000
CN	2017			0		0	200,000	200,000
Project Totals				400,000		213,000	482,000	1,095,000

Expenditure Schedule

Phase	1st	2nd	3rd	4th	5th & 6th
PE	25,000	0	0	0	0
CN	1,070,000	0	0	0	0
Totals	1,095,000	0	0	0	0

Washington State S. T. I. P.

2017 to 2020

(Project Funds to Nearest Dollar)

MPO/RTPO: CWCG

Y Inside

N Outside

November 17, 2017

County: Cowlitz

Agency: Longview

Func Cls	Project Number	PIN	STIP ID	Imp Type	Total Project Length	Environmental Type	RW Required	Begin Termini	End Termini	Total Est. Cost of Project	STIP Amend. No.
00	0695(011)		WA-09215	23		CE	Yes	1135 12th Ave., Longview	1135 12th Ave., Longview	4,280,311	1708 AdMod

DOWNTOWN TRANSIT CTR EXPANSION CTA 16-4

Expand downtown transit center to provide additional space for transit operators and to relocate transit administrative staff to the Transit Center; and reconfigure bus drive aisle and bus shelter plaza.

Funding

Phase	Start Date	Federal Fund Code	Federal Funds		State Fund Code	State Funds	Local Funds	Total
			Federal	Funds				
PE	2017	STP(US)		467,100		0	72,900	540,000
RW	2017	5307		100,000		0	15,607	115,607
CN	2017	5339		2,899,763		0	724,941	3,624,704
Project Totals				3,466,863		0	813,448	4,280,311

Expenditure Schedule

Phase	1st	2nd	3rd	4th	5th & 6th
PE	540,000	0	0	0	0
RW	115,607	0	0	0	0
CN	3,624,704	0	0	0	0
Totals	4,280,311	0	0	0	0

Washington State S. T. I. P.

2017 to 2020

(Project Funds to Nearest Dollar)

MPO/RTPO: CWCG

Y Inside

N Outside

November 17, 2017

County: Cowlitz

Agency: Longview

Func Cls	Project Number	PIN	STIP ID	Imp Type	Total Project Length	Environmental Type	RW Required	Begin Termini	End Termini	Total Est. Cost of Project	STIP Amend. No.
00			WA-09804	23		CE	No	N/A	N/A	56,000	17-02

FOUR RE-BUILT WHEELCHAIR LIFTS CTA 17-2

Purchase & install four re-built wheelchair lifts

Funding

Phase	Start Date	Federal Fund Code	Federal Funds		State Fund Code	State Funds	Local Funds	Total
			Federal	Fund Code				
CN	2017	5307		45,000		0	11,000	56,000
Project Totals				45,000		0	11,000	56,000

Expenditure Schedule

Phase	1st	2nd	3rd	4th	5th & 6th
CN	56,000	0	0	0	0
Totals	56,000	0	0	0	0

Washington State S. T. I. P.

2017 to 2020

(Project Funds to Nearest Dollar)

MPO/RTPO: CWCG

Y Inside

N Outside

November 17, 2017

County: Cowlitz

Agency: Longview

Func Cls	Project Number	PIN	STIP ID	Imp Type	Total Project Length	Environmental Type	RW Required	Begin Termini	End Termini	Total Est. Cost of Project	STIP Amend. No.
14			WA-07316	44	2.500	CE	No	Cowlitz Way	15th Ave.	355,000	

SR 4 OCEAN BEACH HWY/WEST MAIN TRAFFIC SIGNAL INTERCONNECT

Replace & upgrade traffic signal controllers & telemetry in order to interconnect traffic signals in the City of Longview on Ocean Beach Highway with traffic signals in Kelso to improve overall corridor operation and safety.

Funding

Phase	Start Date	Federal	Fund Code	Federal Funds		State Fund Code	State Funds	Local Funds	Total
PE	2018		STP(US)	50,000			0	14,000	64,000
PE	2019		STP(US)	50,000			0	14,000	64,000
CN	2019		STP(US)	200,000			0	27,000	227,000
Project Totals				300,000			0	55,000	355,000

Expenditure Schedule

Phase	1st	2nd	3rd	4th	5th & 6th
PE	0	64,000	64,000	0	0
CN	0	0	227,000	0	0
Totals	0	64,000	291,000	0	0

Washington State S. T. I. P.

2017 to 2020

(Project Funds to Nearest Dollar)

MPO/RTPO: CWCG

Y Inside

N Outside

November 17, 2017

County: Cowlitz

Agency: Longview

Func Cls	Project Number	PIN	STIP ID	Imp Type	Total Project Length	Environmental Type	RW Required	Begin Termini	End Termini	Total Est. Cost of Project	STIP Amend. No.
14			WA-09216	21	0.100	CE	No	SR 432 MP 7.55	SR 411 MP 0.10	4,200,000	

STATE ROUTE 432/411 INTERSECTION IMPROVEMENTS

Improve State Route 432/411 Intersection on-ramp and off-ramp by constructing a double left turn lane from the westbound SR 432 off-ramp to 3rd Avenue and reconstruct the eastbound on-ramp to SR 432.

Funding

Phase	Start Date	Federal	Fund Code	Federal Funds		State Funds	Local Funds	Total	
				State Fund Code	State Funds				
PE	2017				0	FMSIB	300,000	300,000	600,000
CN	2018				0	FMSIB	1,800,000	1,800,000	3,600,000
Project Totals					0		2,100,000	2,100,000	4,200,000

Expenditure Schedule

Phase	1st	2nd	3rd	4th	5th & 6th
PE	600,000	0	0	0	0
CN	0	3,600,000	0	0	0
Totals	600,000	3,600,000	0	0	0

Washington State S. T. I. P.

2017 to 2020

(Project Funds to Nearest Dollar)

MPO/RTPO: CWCG

Y Inside

N Outside

November 17, 2017

County: Cowlitz

Agency: Longview

Func Cls	Project Number	PIN	STIP ID	Imp Type	Total Project Length	Environmental Type	RW Required	Begin Termini	End Termini	Total Est. Cost of Project	STIP Amend. No.
00			WA-04270	23		CE	No	N/A	N/A	1,816,000	

TRANSIT OPERATING ASSISTANCE CTA 15-1

Transit Operating Assistance - Additional funding to support public transit fixed route and paratransit service in the Longview/Kelso urban area

Funding

Phase	Start Date	Federal Fund Code	Federal Funds		State Fund Code	State Funds	Local Funds	Total
			Federal	Fund Code				
CN	2017	5307		908,000		0	908,000	1,816,000
Project Totals				908,000		0	908,000	1,816,000

Expenditure Schedule

Phase	1st	2nd	3rd	4th	5th & 6th
CN	1,816,000	0	0	0	0
Totals	1,816,000	0	0	0	0

Washington State S. T. I. P.

2017 to 2020

(Project Funds to Nearest Dollar)

MPO/RTPO: CWCG

Y Inside

N Outside

November 17, 2017

County: Cowlitz

Agency: Longview

Func Cls	Project Number	PIN	STIP ID	Imp Type	Total Project Length	Environmental Type	RW Required	Begin Termini	End Termini	Total Est. Cost of Project	STIP Amend. No.
00			WA-04275	23		CE	No	N/A	N/A	1,978,000	

TRANSIT OPERATING ASSISTANCE CTA 16-1

Transit Operating Assistance - Additional Funding to support public transit fixed route and paratransit service in the Longview/Kelso urban area

Funding

Phase	Start Date	Federal Fund Code	Federal Funds		State Fund Code	State Funds	Local Funds	Total
			Federal	Fund Code				
CN	2017	5307		989,000		0	989,000	1,978,000
Project Totals				989,000		0	989,000	1,978,000

Expenditure Schedule

Phase	1st	2nd	3rd	4th	5th & 6th
CN	1,978,000	0	0	0	0
Totals	1,978,000	0	0	0	0

Washington State S. T. I. P.

2017 to 2020

(Project Funds to Nearest Dollar)

MPO/RTPO: CWCG

Y Inside

N Outside

November 17, 2017

County: Cowlitz

Agency: Longview

Func Cls	Project Number	PIN	STIP ID	Imp Type	Total Project Length	Environmental Type	RW Required	Begin Termini	End Termini	Total Est. Cost of Project	STIP Amend. No.
00			WA-04278	23		CE	No	N/A	N/A	2,000,000	17-02

TRANSIT OPERATING ASSISTANCE CTA 17-1

Transit Operating Assistance

Funding

Phase	Start Date	Federal Fund Code	Federal Funds		State Fund Code	State Funds	Local Funds	Total
			Federal	Fund Code				
CN	2017	5307		1,000,000		0	1,000,000	2,000,000
Project Totals				1,000,000		0	1,000,000	2,000,000

Expenditure Schedule

Phase	1st	2nd	3rd	4th	5th & 6th
CN	2,000,000	0	0	0	0
Totals	2,000,000	0	0	0	0

Washington State S. T. I. P.

2017 to 2020

(Project Funds to Nearest Dollar)

MPO/RTPO: CWCG

Y Inside

N Outside

November 17, 2017

County: Cowlitz

Agency: Longview

Func Cls	Project Number	PIN	STIP ID	Imp Type	Total Project Length	Environmental Type	RW Required	Begin Termini	End Termini	Total Est. Cost of Project	STIP Amend. No.
00			WA-09214	23		CE	No	N/A	N/A	66,000	

TWO REPLACEMENT TRANSIT RELIEF VEHICLES CTA 16-3

Two Replacement Transit Relief Vehicles - Replace high mileage fixed route buses to extend service life of the buses.

Funding

Phase	Start Date	Federal Fund Code	Federal Funds		State Fund Code	State Funds	Local Funds	Total
			Federal	Fund Code				
CN	2017	5307		53,000		0	13,000	66,000
Project Totals				53,000		0	13,000	66,000

Expenditure Schedule

Phase	1st	2nd	3rd	4th	5th & 6th
CN	66,000	0	0	0	0
Totals	66,000	0	0	0	0

Washington State S. T. I. P.

2017 to 2020

(Project Funds to Nearest Dollar)

MPO/RTPO: CWCG

Y Inside

N Outside

November 17, 2017

County: Cowlitz

Agency: Longview

Func Cls	Project Number	PIN	STIP ID	Imp Type	Total Project Length	Environmental Type	RW Required	Begin Termini	End Termini	Total Est. Cost of Project	STIP Amend. No.
00			WA-09217	23		CE	No	N/A	N/A	1,040,000	17-02

TWO TRANSIT COACHES CTA 16-5

Two Transit Coaches

Funding

Phase	Start Date	Federal Fund Code	Federal Funds		State Fund Code	State Funds	Local Funds	Total
			Federal	Fund Code				
CN	2017	5339		832,000		0	208,000	1,040,000
Project Totals				832,000		0	208,000	1,040,000

Expenditure Schedule

Phase	1st	2nd	3rd	4th	5th & 6th
CN	1,040,000	0	0	0	0
Totals	1,040,000	0	0	0	0

Washington State S. T. I. P.

2017 to 2020

(Project Funds to Nearest Dollar)

MPO/RTPO: CWCG

Y Inside

N Outside

November 17, 2017

County: Cowlitz

Agency: Longview

Func Cls	Project Number	PIN	STIP ID	Imp Type	Total Project Length	Environmental Type	RW Required	Begin Termini	End Termini	Total Est. Cost of Project	STIP Amend. No.
00			WA-04274	23		CE	No	N/A	N/A	80,000	

TWO TRANSIT ENGINE REPLACEMENTS CTA 16-2

Replace engines on high mileage fixed route buses to extend service life of vehicles. Currently beyond useful life.

Funding

Phase	Start Date	Federal Fund Code	Federal Funds		State Fund Code	State Funds	Local Funds	Total
			Federal	Fund Code				
CN	2017	5307		64,000		0	16,000	80,000
Project Totals				64,000		0	16,000	80,000

Expenditure Schedule

Phase	1st	2nd	3rd	4th	5th & 6th
CN	80,000	0	0	0	0
Totals	80,000	0	0	0	0

Washington State S. T. I. P.

2017 to 2020

(Project Funds to Nearest Dollar)

MPO/RTPO: CWCG

Y Inside

N Outside

November 17, 2017

County: Cowlitz

Agency: Longview

Func Cls	Project Number	PIN	STIP ID	Imp Type	Total Project Length	Environmental Type	RW Required	Begin Termini	End Termini	Total Est. Cost of Project	STIP Amend. No.
14			WA-09805	21		CE	No	Various I/S	Various I/S	670,000	17-02

WASHINGTON WAY & 15TH CORRIDOR TRAFFIC SIGNAL IMPROVEMENT

Retiming traffic signals to improve ped & motorist safety.

Funding

Phase	Start Date	Federal	Fund Code	Federal Funds		State Funds	Local Funds	Total
				Federal	State Fund Code			
PE	2017		HSIP	184,000		0	0	184,000
CN	2018		HSIP	438,000		0	48,000	486,000
Project Totals				622,000		0	48,000	670,000

Expenditure Schedule

Phase	1st	2nd	3rd	4th	5th & 6th
PE	184,000	0	0	0	0
CN	0	486,000	0	0	0
Totals	184,000	486,000	0	0	0

	Federal Funds	State Funds	Local Funds	Total
Agency Totals for Longview	8,679,863	2,313,000	6,643,448	17,636,311

Washington State S. T. I. P.

2017 to 2020

(Project Funds to Nearest Dollar)

MPO/RTPO: CWCG

Y Inside

N Outside

November 17, 2017

County:

Agency: WSDOT - SW

Func Cls	Project Number	PIN	STIP ID	Imp Type	Total Project Length	Environmental Type	RW Required	Begin Termini	End Termini	Total Est. Cost of Project	STIP Amend. No.
00		BPCWCO G	BPCWCOG08	05		CE	No	Varies	Varies	8,699,288	1701 AdMod

Asphalt/Chip Seal Preservation Cowlitz-Wahkiakum Council of Governments (MPO)

Resurface the roadway with chip seal or hot mix asphalt to preserve the structural integrity of the roadway and extend the service life of the pavement. The individual projects may be found at <http://www.wsdot.wa.gov/projects/search/> under the "Programmatic Projects in STIP" tab.

Washington State S. T. I. P.

2017 to 2020

(Project Funds to Nearest Dollar)

MPO/RTPO: CWCG

Y Inside

N Outside

November 17, 2017

County:

Agency: WSDOT - SW

Funding

Phase	Start Date	Federal	Fund Code	Federal Funds	State Fund Code	State Funds	Local Funds	Total
PE	2017		NHPP	343,392		0	17,438	360,830
PE	2017		STP	92,552		0	0	92,552
PE	2018		NHPP	53,958		0	2,780	56,738
PE	2018		STP	15,540		0	0	15,540
PE	2019		NHPP	50,801		0	4,234	55,035
PE	2019		STP	55,043		0	0	55,043
PE	2020		NHPP	367,944		0	16,605	384,549
PE	2020		STP	47,172		0	0	47,172
CN	2017		NHPP	89,038		0	18,433	107,471
CN	2017		STP	832,626		0	0	832,626
CN	2018		NHPP	3,019,378		0	73,152	3,092,530
CN	2018		STP	638,241		0	0	638,241
CN	2019		NHPP	290,126		0	12,891	303,017
CN	2019		STP	354,447		0	0	354,447
CN	2020		NHPP	1,352,009		0	45,167	1,397,176
CN	2020		STP	906,321		0	0	906,321
Project Totals				8,508,588		0	190,700	8,699,288

Washington State S. T. I. P.

2017 to 2020

(Project Funds to Nearest Dollar)

MPO/RTPO: CWCG

Y Inside

N Outside

November 17, 2017

County:

Agency: WSDOT - SW

Expenditure Schedule

Phase	1st	2nd	3rd	4th	5th & 6th
PE	453,382	72,278	110,078	431,721	0
CN	940,097	3,730,771	657,464	2,303,497	0
Totals	1,393,479	3,803,049	767,542	2,735,218	0

Washington State S. T. I. P.

2017 to 2020

(Project Funds to Nearest Dollar)

MPO/RTPO: CWCG

Y Inside

N Outside

November 17, 2017

County:

Agency: WSDOT - SW

Func Cls	Project Number	PIN	STIP ID	Imp Type	Total Project Length	Environmental Type	RW Required	Begin Termini	End Termini	Total Est. Cost of Project	STIP Amend. No.
11		400517J	400517J08	07	12.170	CE	No	29.13	41.30	1,444,680	

I-5/Elm St to North Kelso Ave Interchange - Illumination Rebuild

This project will upgrade the outdated illuminatons systems at I-5 Exits #30, 39, and 40.

Funding

Phase	Start Date	Federal Funds		State Fund Code	State Funds	Local Funds	Total
		Federal	Fund Code				
CN	2017	0	CWA		1,228,800	0	1,228,800
Project Totals		0			1,228,800	0	1,228,800

Expenditure Schedule

Phase	1st	2nd	3rd	4th	5th & 6th
CN	35,037	1,193,763	0	0	0
Totals	35,037	1,193,763	0	0	0

Washington State S. T. I. P.

2017 to 2020

(Project Funds to Nearest Dollar)

MPO/RTPO: CWCG

Y Inside

N Outside

November 17, 2017

County:

Agency: WSDOT - SW

Func Cls	Project Number	PIN	STIP ID	Imp Type	Total Project Length	Environmental Type	RW Required	Begin Termini	End Termini	Total Est. Cost of Project	STIP Amend. No.
16		441112C	441112C08	06	0.090	DCE	Yes	3.15	3.24	1,183,109	

SR 411/Beacon Hill Drive Vicinity - Culvert/Drainage Improvement

Replace failed culvert.

Funding

Phase	Start Date	Federal Funds		State Fund Code	State Funds	Local Funds	Total
		Federal	Fund Code				
PE	2017	0	CWA	263,213	0	263,213	
RW	2018	0	CWA	140,152	0	140,152	
CN	2019	0	CWA	779,744	0	779,744	
Project Totals		0		1,183,109	0	1,183,109	

Expenditure Schedule

Phase	1st	2nd	3rd	4th	5th & 6th
PE	263,213	0	0	0	0
RW	0	140,152	0	0	0
CN	0	0	779,744	0	0
Totals	263,213	140,152	779,744	0	0

Washington State S. T. I. P.

2017 to 2020

(Project Funds to Nearest Dollar)

MPO/RTPO: CWCG

Y Inside

N Outside

November 17, 2017

County:

Agency: WSDOT - SW

Func Cls	Project Number	PIN	STIP ID	Imp Type	Total Project Length	Environmental Type	RW Required	Begin Termini	End Termini	Total Est. Cost of Project	STIP Amend. No.
14	0432(023)	443214B	443214B08	14	0.310	CE	No	9.58	9.89	1,217,370	

SR 432/Cowlitz River Bridge - Deck Repair and Overlay

Repair and overlay deteriorating bridge deck (Bridge #432/10S - Harry E. Morgan Bridge).

Funding

Phase	Start Date	Federal Fund Code	Federal Funds		State Fund Code	State Funds	Local Funds	Total
			Federal	Fund Code				
CN	2017	NHPP	977,550			0	19,950	997,500
Project Totals			977,550			0	19,950	997,500

Expenditure Schedule

Phase	1st	2nd	3rd	4th	5th & 6th
CN	997,500	0	0	0	0
Totals	997,500	0	0	0	0

Washington State S. T. I. P.

2017 to 2020

(Project Funds to Nearest Dollar)

MPO/RTPO: CWCG

Y Inside

N Outside

November 17, 2017

County:

Agency: WSDOT - SW

Func Cls	Project Number	PIN	STIP ID	Imp Type	Total Project Length	Environmental Type	RW Required	Begin Termini	End Termini	Total Est. Cost of Project	STIP Amend. No.
14	0432(025)	443219P	443219P08	47	0.310	CE	No	9.58	9.89	2,730,000	1709 AdMod

SR 432/Cowlitz River Bridge - Painting

Clean and paint steel surfaces of bridge.

Funding

Phase	Start Date	Federal	Fund Code	Federal Funds		State Fund Code	State Funds	Local Funds	Total
PE	2017		NHPP	168,000			0	7,000	175,000
CN	2018		STP	2,503,900			0	51,100	2,555,000
Project Totals				2,671,900			0	58,100	2,730,000

Expenditure Schedule

Phase	1st	2nd	3rd	4th	5th & 6th
PE	175,000	0	0	0	0
CN	0	2,555,000	0	0	0
Totals	175,000	2,555,000	0	0	0

Washington State S. T. I. P.

2017 to 2020

(Project Funds to Nearest Dollar)

MPO/RTPO: CWCG

Y Inside

N Outside

November 17, 2017

County:

Agency: WSDOT - SW

Func Cls	Project Number	PIN	STIP ID	Imp Type	Total Project Length	Environmental Type	RW Required	Begin Termini	End Termini	Total Est. Cost of Project	STIP Amend. No.
14		443221P	443221P08	47	0.020	CE	No	9.58	9.60	2,771,663	

SR 432/EB 0.7 miles west of I-5-Painting

Paint Steel Bridge

Funding

Phase	Start Date	Federal Fund Code	Federal Funds		State Fund Code	State Funds	Local Funds	Total
			Federal	Funds				
PE	2019	NHPP		161,568		0	6,732	168,300
Project Totals				161,568		0	6,732	168,300

Expenditure Schedule

Phase	1st	2nd	3rd	4th	5th & 6th
PE	0	0	168,300	0	0
CN	0	0	0	0	26,698
Totals	0	0	168,300	0	26,698

Washington State S. T. I. P.

2017 to 2020

(Project Funds to Nearest Dollar)

MPO/RTPO: CWCG

Y Inside

N Outside

November 17, 2017

County:

Agency: WSDOT - SW

Func Cls	Project Number	PIN	STIP ID	Imp Type	Total Project Length	Environmental Type	RW Required	Begin Termini	End Termini	Total Est. Cost of Project	STIP Amend. No.
14		443219A	443219A08	21	1.090	EIS	Yes	5.55	6.64	85,000,000	1701 AdMod

SR 432/SR 433 - Intersection Improvements

Construct a grade crossing to separate rail and motor vehicle traffic.

Funding

Phase	Start Date	Federal	Fund Code	Federal Funds		State Fund Code	State Funds	Local Funds	Total
PE	2017			0		CWA	1,500,000	0	1,500,000
PE	2019			0		CWA	2,400,000	0	2,400,000
RW	2019			0		CWA	12,000,000	0	12,000,000
Project Totals				0			15,900,000	0	15,900,000

Expenditure Schedule

Phase	1st	2nd	3rd	4th	5th & 6th
PE	1,500,000	0	2,400,000	0	100,000
RW	0	0	12,000,000	0	3,000,000
CN	0	0	0	0	66,000,000
Totals	1,500,000	0	14,400,000	0	69,100,000

Washington State S. T. I. P.

2017 to 2020

(Project Funds to Nearest Dollar)

MPO/RTPO: CWCG

Y Inside

N Outside

November 17, 2017

County:

Agency: WSDOT - SW

Func Cls	Project Number	PIN	STIP ID	Imp Type	Total Project Length	Environmental Type	RW Required	Begin Termini	End Termini	Total Est. Cost of Project	STIP Amend. No.
14	0432(024)	443218R	443218R08	21	0.360	CE	No	8.53	8.54	110,078	17-05

SR 432/Tennant Way RR Xing - Update Crossing Signals and lights

Construct pullout lanes for buses to reduce the risk of rear end collisions

Funding

Phase	Start Date	Federal Fund Code	Federal Funds		State Fund Code	State Funds	Local Funds	Total
			Federal	Funds				
CN	2018	HSIP		98,000		0	2,000	100,000
Project Totals				98,000		0	2,000	100,000

Expenditure Schedule

Phase	1st	2nd	3rd	4th	5th & 6th
CN	0	100,000	0	0	0
Totals	0	100,000	0	0	0

Washington State S. T. I. P.

2017 to 2020

(Project Funds to Nearest Dollar)

MPO/RTPO: CWCG

Y Inside

N Outside

November 17, 2017

County:

Agency: WSDOT - SW

Func Cls	Project Number	PIN	STIP ID	Imp Type	Total Project Length	Environmental Type	RW Required	Begin Termini	End Termini	Total Est. Cost of Project	STIP Amend. No.
14		443211S	443211S08	06	0.150	CE	No	4.34	4.49	1,126,057	

SR 432/Washington Way Signal Replacement

Upgrade Signal System. See previous FA Agreement (#0432 017).

Funding

Phase	Start Date	Federal	Fund Code	Federal Funds		State Funds	Local Funds	Total
				Federal	State Fund Code			
PE	2018		NHPP	83,196		0	3,466	86,662
PE	2019		NHPP	101,994		0	4,250	106,244
CN	2020		NHPP	897,205		0	18,310	915,515
Project Totals				1,082,395		0	26,026	1,108,421

Expenditure Schedule

Phase	1st	2nd	3rd	4th	5th & 6th
PE	0	86,662	106,244	0	0
CN	0	0	0	915,516	0
Totals	0	86,662	106,244	915,516	0

Washington State S. T. I. P.

2017 to 2020

(Project Funds to Nearest Dollar)

MPO/RTPO: CWCG

Y Inside

N Outside

November 17, 2017

County:

Agency: WSDOT - SW

Func Cls	Project Number	PIN	STIP ID	Imp Type	Total Project Length	Environmental Type	RW Required	Begin Termini	End Termini	Total Est. Cost of Project	STIP Amend. No.
14		443318N	443318N08	06	0.630	CE	No	0.00	0.63	2,008,150	17-07

SR 433/Lewis and Clark Bridge - Replace Navigation Lights

This project will replace the navigation lights, channel lights and associated electrical systems. This project includes 50% ODOT funding.

Funding

Phase	Start Date	Federal	Fund Code	Federal Funds		State Funds	Local Funds	Total
				Federal Funds	State Fund Code			
PE	2017		NHPP	112,718		0	122,111	234,829
CN	2018		NHPP	821,844		0	855,388	1,677,232
CN	2019		NHPP	47,085		0	49,004	96,089
Project Totals				981,647		0	1,026,503	2,008,150

Expenditure Schedule

Phase	1st	2nd	3rd	4th	5th & 6th
PE	234,829	0	0	0	0
CN	0	1,677,232	96,089	0	0
Totals	234,829	1,677,232	96,089	0	0

Washington State S. T. I. P.

2017 to 2020

(Project Funds to Nearest Dollar)

MPO/RTPO: CWCG

Y Inside

N Outside

November 17, 2017

County:

Agency: WSDOT - SW

Func Cls	Project Number	PIN	STIP ID	Imp Type	Total Project Length	Environmental Type	RW Required	Begin Termini	End Termini	Total Est. Cost of Project	STIP Amend. No.
00		400018S	400018S08	21		CE	No	Varies	Varies	88,930	

SW Region/Regionwide Curve Warning Sign Update 2017-2019

Update curve signing.

Funding

Phase	Start Date	Federal	Fund Code	Federal Funds		State Funds	Local Funds	Total
				Federal Funds	State Fund Code			
PE	2017		HSIP	8,537		0	356	8,893
CN	2018		HSIP	78,436		0	1,601	80,037
Project Totals				86,973		0	1,957	88,930

Expenditure Schedule

Phase	1st	2nd	3rd	4th	5th & 6th
PE	8,893	0	0	0	0
CN	0	80,037	0	0	0
Totals	8,893	80,037	0	0	0

Washington State S. T. I. P.

2017 to 2020

(Project Funds to Nearest Dollar)

MPO/RTPO: CWCG

Y Inside

N Outside

November 17, 2017

County:

Agency: WSDOT - SW

Func Cls	Project Number	PIN	STIP ID	Imp Type	Total Project Length	Environmental Type	RW Required	Begin Termini	End Termini	Total Est. Cost of Project	STIP Amend. No.
00		400018F	400018F08	21		CE	No	Varies	Varies	125,000	

SW Region/Regionwide High Friction Surface Installation 2019-2021

Install high-friction surface treatment on roadways throughout the Region.

Funding

Phase	Start Date	Federal	Fund Code	Federal Funds		State Fund Code	State Funds	Local Funds	Total
PE	2019		HSIP	12,250			0	250	12,500
CN	2020		HSIP	110,250			0	2,250	112,500
Project Totals				122,500			0	2,500	125,000

Expenditure Schedule

Phase	1st	2nd	3rd	4th	5th & 6th
PE	0	0	12,500	0	0
CN	0	0	0	112,500	0
Totals	0	0	12,500	112,500	0

Washington State S. T. I. P.

2017 to 2020

(Project Funds to Nearest Dollar)

MPO/RTPO: CWCG

Y Inside

N Outside

November 17, 2017

County:

Agency: WSDOT - SW

Func Cls	Project Number	PIN	STIP ID	Imp Type	Total Project Length	Environmental Type	RW Required	Begin Termini	End Termini	Total Est. Cost of Project	STIP Amend. No.
00		400020R	400020R08	06		CE	No	Varies	Varies	100,000	

SW Region/Regionwide Shoulder Rumble Strip Installation 2019-2021

Install shoulder rumble strips on various routes within the Region.

Funding

Phase	Start Date	Federal	Fund Code	Federal Funds		State Fund Code	State Funds	Local Funds	Total
PE	2019		HSIP	9,600			0	400	10,000
CN	2020		HSIP	88,200			0	1,800	90,000
Project Totals				97,800			0	2,200	100,000

Expenditure Schedule

Phase	1st	2nd	3rd	4th	5th & 6th
PE	0	0	10,000	0	0
CN	0	0	0	90,000	0
Totals	0	0	10,000	90,000	0

Washington State S. T. I. P.

2017 to 2020

(Project Funds to Nearest Dollar)

MPO/RTPO: CWCG

Y Inside

N Outside

November 17, 2017

County:

Agency: WSDOT - SW

Func Cls	Project Number	PIN	STIP ID	Imp Type	Total Project Length	Environmental Type	RW Required	Begin Termini	End Termini	Total Est. Cost of Project	STIP Amend. No.
11		400018B	400018B08	21		CE	No	Various	Various	133,000	17-04

SWR Breakaway Cable Terminal Replacement - Interstate

Replace breakaway cable terminals on interstates within this MPO (I-5). Also see RTC and SWW RTPO records.

Funding

Phase	Start Date	Federal	Fund Code	Federal Funds		State Fund Code	State Funds	Local Funds	Total
PE	2017		HSIP	12,480			0	520	13,000
CN	2018		HSIP	117,600			0	2,400	120,000
Project Totals				130,080			0	2,920	133,000

Expenditure Schedule

Phase	1st	2nd	3rd	4th	5th & 6th
PE	13,000	0	0	0	0
CN	0	120,000	0	0	0
Totals	13,000	120,000	0	0	0

Washington State S. T. I. P.

2017 to 2020

(Project Funds to Nearest Dollar)

MPO/RTPO: CWCG

Y Inside

N Outside

November 17, 2017

County:

Agency: WSDOT - SW

Func Cls	Project Number	PIN	STIP ID	Imp Type	Total Project Length	Environmental Type	RW Required	Begin Termini	End Termini	Total Est. Cost of Project	STIP Amend. No.
14		400018N	400018N08	21		CE	No	Various	Various	150,000	17-04

SWR Breakaway Cable Terminal Replacement - Non Interstates

Replace breakaway cable terminals on non-interstate routes within this MPO (mainly SR 432). Also see RTC record.

Funding

Phase	Start Date	Federal	Fund Code	Federal Funds		State Fund Code	State Funds	Local Funds	Total
PE	2017		HSIP	14,400			0	600	15,000
CN	2018		HSIP	132,300			0	2,700	135,000
Project Totals				146,700			0	3,300	150,000

Expenditure Schedule

Phase	1st	2nd	3rd	4th	5th & 6th
PE	15,000	0	0	0	0
CN	0	135,000	0	0	0
Totals	15,000	135,000	0	0	0

Washington State S. T. I. P.

2017 to 2020

(Project Funds to Nearest Dollar)

MPO/RTPO: CWCG

Y Inside

N Outside

November 17, 2017

County:

Agency: WSDOT - SW

Func Cls	Project Number	PIN	STIP ID	Imp Type	Total Project Length	Environmental Type	RW Required	Begin Termini	End Termini	Total Est. Cost of Project	STIP Amend. No.
00		400017T	400017T08	06		CE	No	Varies	Varies	22,094	

SWR Regionwide Basic Safety - Signing 2017-2019

Update signing at various locations throughout the region.

Funding

Phase	Start Date	Federal	Fund Code	Federal Funds		State Fund Code	State Funds	Local Funds	Total
PE	2017		HSIP	2,010			0	84	2,094
CN	2018		HSIP	19,600			0	400	20,000
Project Totals				21,610			0	484	22,094

Expenditure Schedule

Phase	1st	2nd	3rd	4th	5th & 6th
PE	2,094	0	0	0	0
CN	0	20,000	0	0	0
Totals	2,094	20,000	0	0	0

Washington State S. T. I. P.

2017 to 2020

(Project Funds to Nearest Dollar)

MPO/RTPO: CWCG

Y Inside

N Outside

November 17, 2017

County:

Agency: WSDOT - SW

Func Cls	Project Number	PIN	STIP ID	Imp Type	Total Project Length	Environmental Type	RW Required	Begin Termini	End Termini	Total Est. Cost of Project	STIP Amend. No.
00		400017G	400017G08	21		CE	No	Varies	Varies	92,000	

SWR Regionwide Basic Safety-Guardrail 2017-2019

Address structurally deficient safety features.

Funding

Phase	Start Date	Federal	Fund Code	Federal Funds		State Fund Code	State Funds	Local Funds	Total
PE	2017		HSIP	8,832			0	368	9,200
CN	2018		HSIP	81,144			0	1,656	82,800
Project Totals				89,976			0	2,024	92,000

Expenditure Schedule

Phase	1st	2nd	3rd	4th	5th & 6th
PE	9,200	0	0	0	0
CN	0	82,800	0	0	0
Totals	9,200	82,800	0	0	0

Washington State S. T. I. P.

2017 to 2020

(Project Funds to Nearest Dollar)

MPO/RTPO: CWCG

Y Inside

N Outside

November 17, 2017

County:

Agency: WSDOT - SW

Func Cls	Project Number	PIN	STIP ID	Imp Type	Total Project Length	Environmental Type	RW Required	Begin Termini	End Termini	Total Est. Cost of Project	STIP Amend. No.
00		400019G	400019G08	06		CE	No	Varies	Varies	221,500	

SWR Regionwide Basic Safety-Guardrail 2019-2021

Address guardrail deficiencies within Region.

Funding

Phase	Start Date	Federal	Fund Code	Federal Funds		State Fund Code	State Funds	Local Funds	Total
PE	2019		HSIP	21,264			0	886	22,150
CN	2020		STP	195,363			0	3,987	199,350
Project Totals				216,627			0	4,873	221,500

Expenditure Schedule

Phase	1st	2nd	3rd	4th	5th & 6th
PE	0	0	22,150	0	0
CN	0	0	0	199,350	0
Totals	0	0	22,150	199,350	0

Washington State S. T. I. P.

2017 to 2020

(Project Funds to Nearest Dollar)

MPO/RTPO: CWCG

Y Inside

N Outside

November 17, 2017

County:

Agency: WSDOT - SW

Func Cls	Project Number	PIN	STIP ID	Imp Type	Total Project Length	Environmental Type	RW Required	Begin Termini	End Termini	Total Est. Cost of Project	STIP Amend. No.
00		400019S	400019S08	06		CE	No	Varies	Varies	53,238	

SWR Regionwide Basic Safety-Signing 2019-2021

Replace existing deteriorating signs Region-wide.

Funding

Phase	Start Date	Federal	Fund Code	Federal Funds		State Fund Code	State Funds	Local Funds	Total
PE	2019		HSIP	5,111			0	213	5,324
CN	2020		HSIP	46,956			0	958	47,914
Project Totals				52,067			0	1,171	53,238

Expenditure Schedule

Phase	1st	2nd	3rd	4th	5th & 6th
PE	0	0	5,324	0	0
CN	0	0	0	47,914	0
Totals	0	0	5,324	47,914	0

Washington State S. T. I. P.

2017 to 2020

(Project Funds to Nearest Dollar)

MPO/RTPO: CWCG

Y Inside

N Outside

November 17, 2017

County:

Agency: WSDOT - SW

Func Cls	Project Number	PIN	STIP ID	Imp Type	Total Project Length	Environmental Type	RW Required	Begin Termini	End Termini	Total Est. Cost of Project	STIP Amend. No.
14	9999(739)	400016A	400016A08	28		CE	No	Various	Various	1,083,123	17-05

SWR Regionwide Curb Ramps - ADA Compliance

Install or upgrade ADA curb ramps throughout the Region.

Funding

Phase	Start Date	Federal Fund Code	Federal Funds		State Fund Code	State Funds	Local Funds	Total
CN	2017	STP	693,350			0	14,150	707,500
Project Totals			693,350			0	14,150	707,500

Expenditure Schedule

Phase	1st	2nd	3rd	4th	5th & 6th
CN	707,500	0	0	0	0
Totals	707,500	0	0	0	0

Washington State S. T. I. P.

2017 to 2020

(Project Funds to Nearest Dollar)

MPO/RTPO: CWCG

Y Inside

N Outside

November 17, 2017

County:

Agency: WSDOT - SW

Func Cls	Project Number	PIN	STIP ID	Imp Type	Total Project Length	Environmental Type	RW Required	Begin Termini	End Termini	Total Est. Cost of Project	STIP Amend. No.
00		400018A	400018A08	21		CE	No	Varies	Varies	512,500	

SWR Regionwide Curb Ramps-ADA Compliance 2017-2019

Address curb ramps to meet ADA compliance.

Funding

Phase	Start Date	Federal	Fund Code	Federal Funds		State Funds	Local Funds	Total
				Federal	State Fund Code			
PE	2017		STP	43,200		0	1,800	45,000
CN	2018		STP	237,521		0	4,847	242,368
CN	2019		STP	220,629		0	4,503	225,132
Project Totals				501,350		0	11,150	512,500

Expenditure Schedule

Phase	1st	2nd	3rd	4th	5th & 6th
PE	45,000	0	0	0	0
CN	0	242,368	225,132	0	0
Totals	45,000	242,368	225,132	0	0

Washington State S. T. I. P.

2017 to 2020

(Project Funds to Nearest Dollar)

MPO/RTPO: CWCG

Y Inside

N Outside

November 17, 2017

County:

Agency: WSDOT - SW

Func Cls	Project Number	PIN	STIP ID	Imp Type	Total Project Length	Environmental Type	RW Required	Begin Termini	End Termini	Total Est. Cost of Project	STIP Amend. No.
00		400020A	400020A08	21		CE	No	Varies	Varies	225,000	

SWR Regionwide Curb Ramps-ADA Compliance 2019-2021

Address curb ramps to meet ADA compliance

Funding

Phase	Start Date	Federal	Fund Code	Federal Funds		State Fund Code	State Funds	Local Funds	Total
PE	2019		STP	36,000			0	1,500	37,500
CN	2020		STP	183,750			0	3,750	187,500
Project Totals				219,750			0	5,250	225,000

Expenditure Schedule

Phase	1st	2nd	3rd	4th	5th & 6th
PE	0	0	37,500	0	0
CN	0	0	0	187,500	0
Totals	0	0	37,500	187,500	0

Washington State S. T. I. P.

2017 to 2020

(Project Funds to Nearest Dollar)

MPO/RTPO: CWCG

Y Inside

N Outside

November 17, 2017

County:

Agency: WSDOT - SW

Func Cls	Project Number	PIN	STIP ID	Imp Type	Total Project Length	Environmental Type	RW Required	Begin Termini	End Termini	Total Est. Cost of Project	STIP Amend. No.
00		400018R	400018R08	21		CE	No	Varies	Varies	100,000	

SWR Regionwide Safety - Shoulder Rumble Strips Phase II

Install shoulder rumble strips on various routes within SW Region.

Funding

Phase	Start Date	Federal Fund Code	Federal Funds		State Fund Code	State Funds	Local Funds	Total
			Federal	Fund Code				
PE	2017	HSIP		9,600		0	400	10,000
CN	2018	HSIP		88,200		0	1,800	90,000
Project Totals				97,800		0	2,200	100,000

Expenditure Schedule

Phase	1st	2nd	3rd	4th	5th & 6th
PE	10,000	0	0	0	0
CN	0	90,000	0	0	0
Totals	10,000	90,000	0	0	0

Federal Funds			State Funds	Local Funds	Total
Agency Totals for WSDOT - SW			18,311,909	1,384,190	36,654,330

Washington State S. T. I. P.

2017 to 2020

(Project Funds to Nearest Dollar)

MPO/RTPO: Headquarters

N Inside

Y Outside

November 17, 2017

County:

Agency: State or Area Wide

Func Cls	Project Number	PIN	STIP ID	Imp Type	Total Project Length	Environmental Type	RW Required	Begin Termini	End Termini	Total Est. Cost of Project	STIP Amend. No.
00			PTD-13	23		CE	No	N/A	N/A	3,497,001	

2017 5310 Statewide Bucket

FY 2017 funding for operating and capital assistance to enhance mobility of seniors and individuals with disabilities. Subrecipient grants administered by WSDOT Public Transportation Division.

Funding

Phase	Start Date	Federal	Fund Code	Federal Funds	State Fund Code	State Funds	Local Funds	Total
ALL	2018		5310	2,797,601		0	699,400	3,497,001
Project Totals				2,797,601		0	699,400	3,497,001

Expenditure Schedule

Phase	1st	2nd	3rd	4th	5th & 6th
ALL	0	2,797,601	0	0	0
Totals	0	2,797,601	0	0	0

Washington State S. T. I. P.

2017 to 2020

(Project Funds to Nearest Dollar)

MPO/RTPO: Headquarters

N Inside

Y Outside

November 17, 2017

County:

Agency: State or Area Wide

Func Cls	Project Number	PIN	STIP ID	Imp Type	Total Project Length	Environmental Type	RW Required	Begin Termini	End Termini	Total Est. Cost of Project	STIP Amend. No.
00	NBIS(089)	099961B	STWD 37	47		CE	No	N/A	N/A	32,880,000	1704 AdMod

Bridge Condition Inspection

Provide funding for bridge condition inspection for the 2017-2019 and the 2019-2021 biennium. This includes WSBIS system management, bridge preservation, major bridge inspection, and bridge load rating.

Funding

Phase	Start Date	Federal Fund Code	Federal Funds			Total
			Federal	State Fund Code	Local Funds	
PE	2017	NHPP	8,220,000		0	8,220,000
PE	2018	NHPP	8,220,000		0	8,220,000
PE	2019	NHPP	8,220,000		0	8,220,000
PE	2020	NHPP	8,220,000		0	8,220,000
Project Totals			32,880,000		0	32,880,000

Expenditure Schedule

Phase	1st	2nd	3rd	4th	5th & 6th
PE	8,220,000	8,220,000	8,220,000	8,220,000	0
Totals	8,220,000	8,220,000	8,220,000	8,220,000	0

Washington State S. T. I. P.

2017 to 2020

(Project Funds to Nearest Dollar)

MPO/RTPO: Headquarters

N Inside

Y Outside

November 17, 2017

County:

Agency: State or Area Wide

Func Cls	Project Number	PIN	STIP ID	Imp Type	Total Project Length	Environmental Type	RW Required	Begin Termini	End Termini	Total Est. Cost of Project	STIP Amend. No.
00	NBIS(090)	099961G	STWD 38	47		CE	No	N/A	N/A	520,000	1704 AdMod

Bridge Scour Evaluation and Repair

Provide funding for scour evaluation and repair for the 2017-2019 and 2019-2021 biennium.

Funding

Phase	Start Date	Federal Fund Code	Federal Funds		State Fund Code	State Funds	Local Funds	Total
PE	2017	STP		130,000		0	0	130,000
PE	2018	STP		130,000		0	0	130,000
PE	2019	STP		130,000		0	0	130,000
PE	2020	STP		130,000		0	0	130,000
Project Totals				520,000		0	0	520,000

Expenditure Schedule

Phase	1st	2nd	3rd	4th	5th & 6th
PE	130,000	130,000	130,000	130,000	0
Totals	130,000	130,000	130,000	130,000	0

Washington State S. T. I. P.

2017 to 2020

(Project Funds to Nearest Dollar)

MPO/RTPO: Headquarters

N Inside

Y Outside

November 17, 2017

County:

Agency: State or Area Wide

Func Cls	Project Number	PIN	STIP ID	Imp Type	Total Project Length	Environmental Type	RW Required	Begin Termini	End Termini	Total Est. Cost of Project	STIP Amend. No.
00			PTD-02	23		CE	No	N/A	N/A	457,812	

FFY 2015 FTA Section 5310 Statewide Project Bucket

FFY 2015 funding for operating and capital assistance to enhance mobility of seniors and individuals with disabilities. Subrecipient grants administered by WSDOT Public Transportation Division.

Funding

Phase	Start Date	Federal	Fund Code	Federal Funds	State Fund Code	State Funds	Local Funds	Total
ALL	2017		5310	366,250		0	91,562	457,812
Project Totals				366,250		0	91,562	457,812

Expenditure Schedule

Phase	1st	2nd	3rd	4th	5th & 6th
ALL	457,812	0	0	0	0
Totals	457,812	0	0	0	0

Washington State S. T. I. P.

2017 to 2020

(Project Funds to Nearest Dollar)

MPO/RTPO: Headquarters

N Inside

Y Outside

November 17, 2017

County:

Agency: State or Area Wide

Func Cls	Project Number	PIN	STIP ID	Imp Type	Total Project Length	Environmental Type	RW Required	Begin Termini	End Termini	Total Est. Cost of Project	STIP Amend. No.
00			PTD-05	23		CE	No	N/A	N/A	4,737,195	

FFY 2016 FTA 5311 Statewide Project Bucket

FFY 2016 competitive funds to provide capital and operating assistance for general public transportation services in rural areas of Washington State. Subrecipient grants are administered by WSDOT Public Transportation Division.

Funding

Phase	Start Date	Federal	Fund Code	Federal Funds	State Fund Code	State Funds	Local Funds	Total
ALL	2017		5311	4,737,195		0	0	4,737,195
Project Totals				4,737,195		0	0	4,737,195

Expenditure Schedule

Phase	1st	2nd	3rd	4th	5th & 6th
ALL	4,737,195	0	0	0	0
Totals	4,737,195	0	0	0	0

Washington State S. T. I. P.

2017 to 2020

(Project Funds to Nearest Dollar)

MPO/RTPO: Headquarters

N Inside

Y Outside

November 17, 2017

County:

Agency: State or Area Wide

Func Cls	Project Number	PIN	STIP ID	Imp Type	Total Project Length	Environmental Type	RW Required	Begin Termini	End Termini	Total Est. Cost of Project	STIP Amend. No.
00			PTD-09	23		CE	No	N/A	N/A	2,187,500	

FFY 2016 FTA 5339 Statewide Project Bucket

FFY 2016 5339 Bus and Bus Facilities Grant. Activities include, but are not limited to: the purchase of buses, minibuses, vans, and related equipment for passenger services. Projects are selected through a competitive process and administered by WSDOT

Funding

Phase	Start Date	Federal	Fund Code	Federal Funds	State Fund Code	State Funds	Local Funds	Total
ALL	2017		5339	1,750,000		0	437,500	2,187,500
Project Totals				1,750,000		0	437,500	2,187,500

Expenditure Schedule

Phase	1st	2nd	3rd	4th	5th & 6th
ALL	2,187,500	0	0	0	0
Totals	2,187,500	0	0	0	0

Washington State S. T. I. P.

2017 to 2020

(Project Funds to Nearest Dollar)

MPO/RTPO: Headquarters

N Inside

Y Outside

November 17, 2017

County:

Agency: State or Area Wide

Func Cls	Project Number	PIN	STIP ID	Imp Type	Total Project Length	Environmental Type	RW Required	Begin Termini	End Termini	Total Est. Cost of Project	STIP Amend. No.
00			PTD-15	23		CE	No			17,837,195	

FFY 2017 5311 Program Bucket

FFY 2017 competitive funds to provide capital and operating assistance for general public transportation services in rural areas of Washington State. Subrecipient grants are administered by WSDOT Public Transportation Division.

Funding

Phase	Start Date	Federal	Fund Code	Federal Funds	State Fund Code	State Funds	Local Funds	Total
ALL	2017		5311	17,837,195		0	0	17,837,195
Project Totals				17,837,195		0	0	17,837,195

Expenditure Schedule

Phase	1st	2nd	3rd	4th	5th & 6th
ALL	5,495,733	5,945,732	0	0	0
Totals	5,495,733	5,945,732	0	0	0

Washington State S. T. I. P.

2017 to 2020

(Project Funds to Nearest Dollar)

MPO/RTPO: Headquarters

N Inside

Y Outside

November 17, 2017

County:

Agency: State or Area Wide

Func Cls	Project Number	PIN	STIP ID	Imp Type	Total Project Length	Environmental Type	RW Required	Begin Termini	End Termini	Total Est. Cost of Project	STIP Amend. No.
00			PTD-16	23		CE	No			563,620	

FFY 2017 5329(e) State Safety Oversight

FFY 2017 funding for states to develop and carry out state safety oversight programs under U.S.C. 5329(e). WSDOT Public Transportation Division is the direct recipient and cover admin, training, consulting, and miscellaneous equipment.

Funding

Phase	Start Date	Federal	Fund Code	Federal Funds	State Fund Code	State Funds	Local Funds	Total
ALL	2017		5329	563,620		0	0	563,620
Project Totals				563,620		0	0	563,620

Expenditure Schedule

Phase	1st	2nd	3rd	4th	5th & 6th
ALL	563,620	0	0	0	0
Totals	563,620	0	0	0	0

Washington State S. T. I. P.

2017 to 2020

(Project Funds to Nearest Dollar)

MPO/RTPO: Headquarters

N Inside

Y Outside

November 17, 2017

County:

Agency: State or Area Wide

Func Cls	Project Number	PIN	STIP ID	Imp Type	Total Project Length	Environmental Type	RW Required	Begin Termini	End Termini	Total Est. Cost of Project	STIP Amend. No.
00			PTD-14	23		CE	No			2,187,500	

FFY 2017 5339 Statewide Bucket

FFY 2017 5339 Bus and Bus Facilities Grant. Activities include, but are not limited to: the purchase of buses, minibuses, vans, and related equipment for passenger services. Projects are selected through a competitive process and administered by WSDOT

Funding

Phase	Start Date	Federal	Fund Code	Federal Funds	State Fund Code	State Funds	Local Funds	Total
ALL	2017		5339	1,750,000		0	437,500	2,187,500
Project Totals				1,750,000		0	437,500	2,187,500

Expenditure Schedule

Phase	1st	2nd	3rd	4th	5th & 6th
ALL	2,187,500	0	0	0	0
Totals	2,187,500	0	0	0	0

Washington State S. T. I. P.

2017 to 2020

(Project Funds to Nearest Dollar)

MPO/RTPO: Headquarters

N Inside

Y Outside

November 17, 2017

County:

Agency: State or Area Wide

Func Cls	Project Number	PIN	STIP ID	Imp Type	Total Project Length	Environmental Type	RW Required	Begin Termini	End Termini	Total Est. Cost of Project	STIP Amend. No.
00			PTD-08	23		CE	No	N/A	N/A	1,562,500	

FY 2015 FTA 5339 Statewide Project Bucket

FY 2015 5339 Bus and Bus Facilities Grant. Activities include, but are not limited to: the purchase of buses, minibuses, vans, and related equipment for passenger services. Projects are selected through a competitive process and administered by WSDOT

Funding

Phase	Start Date	Federal	Fund Code	Federal Funds	State Fund Code	State Funds	Local Funds	Total
ALL	2017		5339	1,250,000		0	312,500	1,562,500
Project Totals				1,250,000		0	312,500	1,562,500

Expenditure Schedule

Phase	1st	2nd	3rd	4th	5th & 6th
ALL	1,562,500	0	0	0	0
Totals	1,562,500	0	0	0	0

Washington State S. T. I. P.

2017 to 2020

(Project Funds to Nearest Dollar)

MPO/RTPO: Headquarters

N Inside

Y Outside

November 17, 2017

County:

Agency: State or Area Wide

Func Cls	Project Number	PIN	STIP ID	Imp Type	Total Project Length	Environmental Type	RW Required	Begin Termini	End Termini	Total Est. Cost of Project	STIP Amend. No.
00			PTD-03	23		CE	No	N/A	N/A	3,750,582	17-09

FY 2016 FTA Section 5310 Statewide Project Bucket

FY 2016 funding for operating and capital assistance to enhance mobility of seniors and individuals with disabilities. Subrecipient grants administered by WSDOT Public Transportation Division.

Funding

Phase	Start Date	Federal	Fund Code	Federal Funds	State Fund Code	State Funds	Local Funds	Total
ALL	2017		5310	2,716,118		0	1,034,464	3,750,582
Project Totals				2,716,118		0	1,034,464	3,750,582

Expenditure Schedule

Phase	1st	2nd	3rd	4th	5th & 6th
ALL	1,790,148	1,790,148	0	0	0
Totals	1,790,148	1,790,148	0	0	0

Washington State S. T. I. P.

2017 to 2020

(Project Funds to Nearest Dollar)

MPO/RTPO: Headquarters

N Inside

Y Outside

November 17, 2017

County:

Agency: State or Area Wide

Func Cls	Project Number	PIN	STIP ID	Imp Type	Total Project Length	Environmental Type	RW Required	Begin Termini	End Termini	Total Est. Cost of Project	STIP Amend. No.
00	NBIS(092)	099961B	STWD 40	47		CE	No	N/A	N/A	1,120,000	1704 AdMod

Sign Support Inspection

Provide funding for sign support inspection for the 2017-2019 and 2019-2021 biennium.

Funding

Phase	Start Date	Federal Fund Code	Federal Funds		State Fund Code	State Funds	Local Funds	Total
PE	2017	STP	280,000			0	0	280,000
PE	2018	STP	280,000			0	0	280,000
PE	2019	STP	280,000			0	0	280,000
PE	2020	STP	280,000			0	0	280,000
Project Totals			1,120,000			0	0	1,120,000

Expenditure Schedule

Phase	1st	2nd	3rd	4th	5th & 6th
PE	280,000	280,000	280,000	280,000	0
Totals	280,000	280,000	280,000	280,000	0

Washington State S. T. I. P.

2017 to 2020

(Project Funds to Nearest Dollar)

MPO/RTPO: Headquarters

N Inside

Y Outside

November 17, 2017

County:

Agency: State or Area Wide

Func Cls	Project Number	PIN	STIP ID	Imp Type	Total Project Length	Environmental Type	RW Required	Begin Termini	End Termini	Total Est. Cost of Project	STIP Amend. No.
00	NBIS(091)	099961J	STWD 39	47		CE	No	N/A	N/A	1,440,000	1704 AdMod

Statewide Bridge Management

Provide funding for statewide bridge management for the 2017-2019 and 2019-2021 biennium.

Funding

Phase	Start Date	Federal Funds		State Fund Code	State Funds	Local Funds	Total	
		Federal	Fund Code					
PE	2017		STP		360,000	0	0	360,000
PE	2018		STP		360,000	0	0	360,000
PE	2019		STP		360,000	0	0	360,000
PE	2020		STP		360,000	0	0	360,000
		Project Totals			1,440,000	0	0	1,440,000

Expenditure Schedule

Phase	1st	2nd	3rd	4th	5th & 6th
PE	360,000	360,000	360,000	360,000	0
Totals	360,000	360,000	360,000	360,000	0

	Federal Funds	State Funds	Local Funds	Total
Agency Totals for State or Area Wide	69,727,979	0	3,012,926	72,740,905

Washington State S. T. I. P.

2017 to 2020

(Project Funds to Nearest Dollar)

MPO/RTPO: Headquarters

N Inside

Y Outside

November 17, 2017

County:

Agency: WS Parks & Recreation

Func Cls	Project Number	PIN	STIP ID	Imp Type	Total Project Length	Environmental Type	RW Required	Begin Termini	End Termini	Total Est. Cost of Project	STIP Amend. No.
00	WA05(002)		WA-07767	30		CE	No	Various	Various	212,850	17-01

Coulee Corridor - Phase 2

Construction and installation of community kiosks, trailblazer signs, story panel displays and interpretive panels.

Funding

Phase	Start Date	Federal Fund Code	Federal Funds	State Fund Code	State Funds	Local Funds	Total
CN	2017	Discretionary - SB	88,200		0	0	88,200
Project Totals			88,200		0	0	88,200

Expenditure Schedule

Phase	1st	2nd	3rd	4th	5th & 6th
CN	88,200	0	0	0	0
Totals	88,200	0	0	0	0

	Federal Funds	State Funds	Local Funds	Total
Agency Totals for WS Parks & Recreation	88,200	0	0	88,200

Washington State S. T. I. P.

2017 to 2020

(Project Funds to Nearest Dollar)

MPO/RTPO: Island RTPO

N Inside

Y Outside

November 17, 2017

County: Island

Agency: Island Co.

Func Cls	Project Number	PIN	STIP ID	Imp Type	Total Project Length	Environmental Type	RW Required	Begin Termini	End Termini	Total Est. Cost of Project	STIP Amend. No.
08			WA-08137	28	39.900	CE	No	Good Rd	Sunrise Blvd	127,000	

Camano Island Bicycle Route

Create a designated bicycle route circling a significant portion of Camano Island through the installation of 'bike route' signs

Funding

Phase	Start Date	Federal	Fund Code	Federal Funds		State Fund Code	State Funds	Local Funds	Total
PE	2019		TAP(US)	25,000			0	0	25,000
CN	2019		TAP(US)	100,000			0	0	100,000
Project Totals				125,000			0	0	125,000

Expenditure Schedule

Phase	1st	2nd	3rd	4th	5th & 6th
PE	0	0	25,000	0	0
CN	0	0	100,000	0	0
Totals	0	0	125,000	0	0

Washington State S. T. I. P.

2017 to 2020

(Project Funds to Nearest Dollar)

MPO/RTPO: Island RTPO

N Inside

Y Outside

November 17, 2017

County: Island

Agency: Island Co.

Func Cls	Project Number	PIN	STIP ID	Imp Type	Total Project Length	Environmental Type	RW Required	Begin Termini	End Termini	Total Est. Cost of Project	STIP Amend. No.
02			WA-09712	28	2.100	CE	Yes	MP 9.54	MP 11.58	2,400,000	1703 AdMod

Clinton to Ken's Corner Trail

Construct a paved, multi-use non-motorized trail along SR 525 between the communities of Clinton and Langley, from Deer Lake Road to Cultus Bay Road.

Funding

Phase	Start Date	Federal Funds		State Funds		Local Funds	Total
		Federal	Fund Code	State Fund Code	State Funds		
PE	2017				0	100,000	100,000
RW	2019				0	50,000	50,000
CN	2020				0	1,000,000	1,000,000
Project Totals					0	1,150,000	1,150,000

Expenditure Schedule

Phase	1st	2nd	3rd	4th	5th & 6th
PE	100,000	0	0	0	125,000
RW	0	0	50,000	0	100,000
CN	0	0	0	1,000,000	1,025,000
Totals	100,000	0	50,000	1,000,000	1,250,000

Washington State S. T. I. P.

2017 to 2020

(Project Funds to Nearest Dollar)

MPO/RTPO: Island RTPO

N Inside

Y Outside

November 17, 2017

County: Island

Agency: Island Co.

Func Cls	Project Number	PIN	STIP ID	Imp Type	Total Project Length	Environmental Type	RW Required	Begin Termini	End Termini	Total Est. Cost of Project	STIP Amend. No.
08			WA-02959	03		CE	Yes	N/A	N/A	2,370,000	

Clover Valley Road Intersection Improvements

Construction of a round-about at the 3-way intersection of Clover Valley, Ault Field and Heller Roads to improve safety and capacity. Also improves regionally significant alternative route to WA20.

Funding

Phase	Start Date	Federal Funds		State Fund Code	State Funds	Local Funds	Total
		Federal	Fund Code				
PE	2017				0	70,000	70,000
PE	2018				0	50,000	50,000
RW	2017				0	100,000	100,000
RW	2018				0	150,000	150,000
CN	2020				0	1,000,000	1,000,000
		Project Totals			0	1,370,000	1,370,000

Expenditure Schedule

Phase	1st	2nd	3rd	4th	5th & 6th
PE	70,000	50,000	0	0	0
RW	100,000	150,000	0	0	0
CN	0	0	0	1,000,000	1,000,000
Totals	170,000	200,000	0	1,000,000	1,000,000

Washington State S. T. I. P.

2017 to 2020

(Project Funds to Nearest Dollar)

MPO/RTPO: Island RTPO

N Inside

Y Outside

November 17, 2017

County: Island

Agency: Island Co.

Func Cls	Project Number	PIN	STIP ID	Imp Type	Total Project Length	Environmental Type	RW Required	Begin Termini	End Termini	Total Est. Cost of Project	STIP Amend. No.
08	7780(001)		WA-02980	21	0.750	CE	Yes	Crescent Harbor	Regatta Avenue	2,033,745	

Crescent Harbor / Regatta Avenue Intersection Improvements

Intersection improvements to reduce collisions at the intersections of Crescent Harbor Road / Regatta Drive and the nearby Torpedo Road. The project will also address traffic safety in the area during snow and ice events.

Funding

Phase	Start Date	Federal	Fund Code	Federal Funds	State Fund Code	State Funds	Local Funds	Total
CN	2020		STP(US)	1,200,000		0	0	1,200,000
Project Totals				1,200,000		0	0	1,200,000

Expenditure Schedule

Phase	1st	2nd	3rd	4th	5th & 6th
CN	0	0	0	1,200,000	500,000
Totals	0	0	0	1,200,000	500,000

Washington State S. T. I. P.

2017 to 2020

(Project Funds to Nearest Dollar)

MPO/RTPO: Island RTPO

N Inside

Y Outside

November 17, 2017

County: Island

Agency: Island Co.

Func Cls	Project Number	PIN	STIP ID	Imp Type	Total Project Length	Environmental Type	RW Required	Begin Termini	End Termini	Total Est. Cost of Project	STIP Amend. No.
17			WA-08135	05	0.910	CE	No	0.00	0.91	475,730	

Crescent Harbor Rd Resurfacing Phase 1

Resurfacing 0.91 mile section of Crescent Harbor Rd.

Funding

Phase	Start Date	Federal	Fund Code	Federal Funds		State Fund Code	State Funds	Local Funds	Total
CN	2017		STP(US)	398,531			0	62,199	460,730
Project Totals				398,531			0	62,199	460,730

Expenditure Schedule

Phase	1st	2nd	3rd	4th	5th & 6th
CN	460,730	0	0	0	0
Totals	460,730	0	0	0	0

Washington State S. T. I. P.

2017 to 2020

(Project Funds to Nearest Dollar)

MPO/RTPO: Island RTPO

N Inside

Y Outside

November 17, 2017

County: Island

Agency: Island Co.

Func Cls	Project Number	PIN	STIP ID	Imp Type	Total Project Length	Environmental Type	RW Required	Begin Termini	End Termini	Total Est. Cost of Project	STIP Amend. No.
17			WA-08136	05	0.690	CE	No	0.91	1.60	322,560	

Crescent Harbor Rd Resurfacing Phase 2

Resurfacing 0.69 mile section of Crescent Harbor Rd.

Funding

Phase	Start Date	Federal	Fund Code	Federal Funds		State Fund Code	State Funds	Local Funds	Total
CN	2017		STP(US)	266,040			0	41,520	307,560
Project Totals				266,040			0	41,520	307,560

Expenditure Schedule

Phase	1st	2nd	3rd	4th	5th & 6th
CN	307,560	0	0	0	0
Totals	307,560	0	0	0	0

Washington State S. T. I. P.

2017 to 2020

(Project Funds to Nearest Dollar)

MPO/RTPO: Island RTPO

N Inside

Y Outside

November 17, 2017

County: Island

Agency: Island Co.

Func Cls	Project Number	PIN	STIP ID	Imp Type	Total Project Length	Environmental Type	RW Required	Begin Termini	End Termini	Total Est. Cost of Project	STIP Amend. No.
07			WA-02844	21	0.150	CE	Yes	MP 18.92	MP 18.92	330,000	

Honeymoon Bay Rd Turn lane at SR 525

Improve the Honeymoon Bay Road approach to SR 525 through a number of low-cost measures including: adding a right-turn lane, widening and improving channelization.

Funding

Phase	Start Date	Federal	Fund Code	Federal Funds		State Fund Code	State Funds	Local Funds	Total
RW	2017						0	50,000	50,000
CN	2019						0	230,000	230,000
Project Totals							0	280,000	280,000

Expenditure Schedule

Phase	1st	2nd	3rd	4th	5th & 6th
RW	50,000	0	0	0	0
CN	0	0	230,000	0	0
Totals	50,000	0	230,000	0	0

Washington State S. T. I. P.

2017 to 2020

(Project Funds to Nearest Dollar)

MPO/RTPO: Island RTPO

N Inside

Y Outside

November 17, 2017

County: Island

Agency: Island Co.

Func Cls	Project Number	PIN	STIP ID	Imp Type	Total Project Length	Environmental Type	RW Required	Begin Termini	End Termini	Total Est. Cost of Project	STIP Amend. No.
00			IC01-5001	27		CE	No	Countywide	Countywide	897,800	1703 AdMod

Island RTPO UNIFIED WORK PROGRAM

Implementation and administration of the approved Unified Planning Work Program for the Island RTPO.

Funding

Phase	Start Date	Federal	Fund Code	Federal Funds		State Fund Code	State Funds	Local Funds	Total
PE	2017		STP(US)	88,667		WSDOT	49,000	12,000	149,667
PE	2018		STP(US)	88,667		WSDOT	49,000	12,000	149,667
PE	2019		STP(US)	88,667		WSDOT	49,000	12,000	149,667
PE	2020		STP(US)	88,667		WSDOT	49,000	12,000	149,667
Project Totals				354,668			196,000	48,000	598,668

Expenditure Schedule

Phase	1st	2nd	3rd	4th	5th & 6th
PE	149,667	149,667	149,667	149,667	299,334
Totals	149,667	149,667	149,667	149,667	299,334

Washington State S. T. I. P.

2017 to 2020

(Project Funds to Nearest Dollar)

MPO/RTPO: Island RTPO

N Inside

Y Outside

November 17, 2017

County: Island

Agency: Island Co.

Func Cls	Project Number	PIN	STIP ID	Imp Type	Total Project Length	Environmental Type	RW Required	Begin Termini	End Termini	Total Est. Cost of Project	STIP Amend. No.
01			WA-02969	28	0.250	CE	No	Libby Road	County Kettles Park	1,200,000	

Libbey Road to Kettles Multi-Use Trail Connector

New ped and bike trail along SR 20 to serve Ebey State Park and the County Kettles park and trail system.

Funding

Phase	Start Date	Federal	Fund Code	Federal Funds		State Funds	Local Funds	Total
				State Fund Code	State Funds			
PE	2017				0	0	200,000	200,000
RW	2017				0	0	100,000	100,000
CN	2018				0	0	900,000	900,000
Project Totals					0	0	1,200,000	1,200,000

Expenditure Schedule

Phase	1st	2nd	3rd	4th	5th & 6th
PE	200,000	0	0	0	0
RW	100,000	0	0	0	0
CN	0	900,000	0	0	0
Totals	300,000	900,000	0	0	0

Washington State S. T. I. P.

2017 to 2020

(Project Funds to Nearest Dollar)

MPO/RTPO: Island RTPO

N Inside

Y Outside

November 17, 2017

County: Island

Agency: Island Co.

Func Cls	Project Number	PIN	STIP ID	Imp Type	Total Project Length	Environmental Type	RW Required	Begin Termini	End Termini	Total Est. Cost of Project	STIP Amend. No.
09	2015(079)		WA-02693	01	1.500	DCE	Yes	Race Road	Houston Road	7,670,118	

New County Road - Race Rd to Houston Rd Connector

Construct a new two-lane rural road from Race Road to Houston Road to serve as an alternative and emergency access route should a blockage occur on SR 525.

Funding

Phase	Start Date	Federal	Fund Code	Federal Funds		State Fund Code	State Funds	Local Funds	Total
CN	2017		DEMO		45,243		0	1,000,000	1,045,243
CN	2018				0		0	2,000,000	2,000,000
CN	2019				0		0	3,150,000	3,150,000
Project Totals					45,243		0	6,150,000	6,195,243

Expenditure Schedule

Phase	1st	2nd	3rd	4th	5th & 6th
CN	1,045,243	2,000,000	3,150,000	0	0
Totals	1,045,243	2,000,000	3,150,000	0	0

Washington State S. T. I. P.

2017 to 2020

(Project Funds to Nearest Dollar)

MPO/RTPO: Island RTPO

N Inside

Y Outside

November 17, 2017

County: Island

Agency: Island Co.

Func Cls	Project Number	PIN	STIP ID	Imp Type	Total Project Length	Environmental Type	RW Required	Begin Termini	End Termini	Total Est. Cost of Project	STIP Amend. No.
06	2015(085)		WA-02971	28		CE	No	Various	Various	100,500	1703 AdMod

South Whidbey Bicycle Tour Route

Addition of shoulders where necessary, signage and map development for the formal establishment of a bicycle tour route on South Whidbey Island.

Funding

Phase	Start Date	Federal Fund Code	Federal Funds		State Fund Code	State Funds	Local Funds	Total
			Federal	Funds				
CN	2018	TAP(R)		80,000		0	0	80,000
Project Totals				80,000		0	0	80,000

Expenditure Schedule

Phase	1st	2nd	3rd	4th	5th & 6th
CN	0	80,000	0	0	0
Totals	0	80,000	0	0	0

Washington State S. T. I. P.

2017 to 2020

(Project Funds to Nearest Dollar)

MPO/RTPO: Island RTPO

N Inside

Y Outside

November 17, 2017

County: Island

Agency: Island Co.

Func Cls	Project Number	PIN	STIP ID	Imp Type	Total Project Length	Environmental Type	RW Required	Begin Termini	End Termini	Total Est. Cost of Project	STIP Amend. No.
14	7753(001)		WA-07520	21		CE	Yes	0.37	0.37	710,000	

Swantown Ave/ Heller St/Fireside Ln Intersection Improvements

Improvements at the intersection of Swantown Ave/Heller St/Fireside Ln.

Funding

Phase	Start Date	Federal Funds		State Funds		Local Funds	Total
		Federal	Fund Code	State Fund Code	State Funds		
RW	2017				0	5,000	5,000
RW	2018				0	5,000	5,000
CN	2018		STP(R)		432,500	67,500	500,000
CN	2019		STP(R)		86,500	13,500	100,000
Project Totals					519,000	91,000	610,000

Expenditure Schedule

Phase	1st	2nd	3rd	4th	5th & 6th
RW	5,000	5,000	0	0	0
CN	0	500,000	100,000	0	0
Totals	5,000	505,000	100,000	0	0

Federal Funds		State Funds	Local Funds	Total
Agency Totals for Island Co.		2,988,482	196,000	10,392,719

Washington State S. T. I. P.

2017 to 2020

(Project Funds to Nearest Dollar)

MPO/RTPO: Island RTPO

N Inside

Y Outside

November 17, 2017

County: Island

Agency: Island Transit

Func Cls	Project Number	PIN	STIP ID	Imp Type	Total Project Length	Environmental Type	RW Required	Begin Termini	End Termini	Total Est. Cost of Project	STIP Amend. No.
00			WA-09703	23		CE	No	N/A	N/A	18,036	

Harbor Station Transfer Center LED Lighting Retrofit

Retrofit lighting to LED at Harbor Station bus transfer center in Oak Harbor to improve illumination and reduce operating costs.

Funding

Phase	Start Date	Federal	Fund Code	Federal Funds		State Fund Code	State Funds	Local Funds	Total
ALL	2017		STP(R)	15,601			0	2,435	18,036
Project Totals				15,601			0	2,435	18,036

Expenditure Schedule

Phase	1st	2nd	3rd	4th	5th & 6th
ALL	18,036	0	0	0	0
Totals	18,036	0	0	0	0

Washington State S. T. I. P.

2017 to 2020

(Project Funds to Nearest Dollar)

MPO/RTPO: Island RTPO

N Inside

Y Outside

November 17, 2017

County: Island

Agency: Island Transit

Func Cls	Project Number	PIN	STIP ID	Imp Type	Total Project Length	Environmental Type	RW Required	Begin Termini	End Termini	Total Est. Cost of Project	STIP Amend. No.
00			WA-09704	23		CE	No	N/A	N/A	16,837	

Nine (9) Bike Lockers

Purchase and installation of nine bicycle lockers to be located at major transfer station.

Funding

Phase	Start Date	Federal	Fund Code	Federal Funds	State Fund Code	State Funds	Local Funds	Total
ALL	2017		TAP(R)	14,564		0	2,273	16,837
Project Totals				14,564		0	2,273	16,837

Expenditure Schedule

Phase	1st	2nd	3rd	4th	5th & 6th
ALL	16,837	0	0	0	0
Totals	16,837	0	0	0	0

	Federal Funds	State Funds	Local Funds	Total
Agency Totals for Island Transit	30,165	0	4,708	34,873

Washington State S. T. I. P.

2017 to 2020

(Project Funds to Nearest Dollar)

MPO/RTPO: Island RTPO

N Inside

Y Outside

November 17, 2017

County: Island

Agency: Langley

Func Cls	Project Number	PIN	STIP ID	Imp Type	Total Project Length	Environmental Type	RW Required	Begin Termini	End Termini	Total Est. Cost of Project	STIP Amend. No.
07			WA-08146	06	0.300	CE	No	6th St	Wharf St	323,211	

Cascade Ave Pavement Restoration

Restoration of Cascade Ave between 6th St. and Wharf St.

Funding

Phase	Start Date	Federal	Fund Code	Federal Funds		State Fund Code	State Funds	Local Funds	Total
CN	2017		STP(R)	252,762			0	39,449	292,211
Project Totals				252,762			0	39,449	292,211

Expenditure Schedule

Phase	1st	2nd	3rd	4th	5th & 6th
CN	292,211	0	0	0	0
Totals	292,211	0	0	0	0

Washington State S. T. I. P.

2017 to 2020

(Project Funds to Nearest Dollar)

MPO/RTPO: Island RTPO

N Inside

Y Outside

November 17, 2017

County: Island

Agency: Langley

Func Cls	Project Number	PIN	STIP ID	Imp Type	Total Project Length	Environmental Type	RW Required	Begin Termini	End Termini	Total Est. Cost of Project	STIP Amend. No.
00			WA-09702	28	0.170	CE	No	Park Ave & First St	Second St & DeBruyn Ave	244,595	1703 AdMod

DeBruyn Ave and First Street Sidewalk

Construction of a sidewalk along the South side of First Street and west side of DeBruyn Ave. to provide safe pedestrian access (25mph collectors).

Funding

Phase	Start Date	Federal	Fund Code	Federal Funds		State Fund Code	State Funds	Local Funds	Total
PE	2017			0		TIB	18,000	2,000	20,000
CN	2017			0		TIB	202,135	22,460	224,595
Project Totals				0			220,135	24,460	244,595

Expenditure Schedule

Phase	1st	2nd	3rd	4th	5th & 6th
PE	20,000	0	0	0	0
CN	224,595	0	0	0	0
Totals	244,595	0	0	0	0

Washington State S. T. I. P.

2017 to 2020

(Project Funds to Nearest Dollar)

MPO/RTPO: Island RTPO

N Inside

Y Outside

November 17, 2017

County: Island

Agency: Langley

Func Cls	Project Number	PIN	STIP ID	Imp Type	Total Project Length	Environmental Type	RW Required	Begin Termini	End Termini	Total Est. Cost of Project	STIP Amend. No.
06			WA-09695	05	0.250	CE	No	Anthes Ave	Debruyne Ave	568,500	

Second Street Overlay (Anthes to Debruyne)

Resurfacing for the remaining portion of Second Street due to presence of longitudinal and transverse cracking of wearing portion.

Funding

Phase	Start Date	Federal	Fund Code	Federal Funds		State Funds	Local Funds	Total
				Federal	State Fund Code			
PE	2019			0		0	38,000	38,000
CN	2019		STP(R)	458,000		0	72,500	530,500
Project Totals				458,000		0	110,500	568,500

Expenditure Schedule

Phase	1st	2nd	3rd	4th	5th & 6th
PE	0	0	38,000	0	0
CN	0	0	530,500	0	0
Totals	0	0	568,500	0	0

	Federal Funds	State Funds	Local Funds	Total
Agency Totals for Langley	710,762	220,135	174,409	1,105,306

Washington State S. T. I. P.

2017 to 2020

(Project Funds to Nearest Dollar)

MPO/RTPO: Island RTPO

N Inside

Y Outside

November 17, 2017

County: Island

Agency: Oak Harbor

Func Cls	Project Number	PIN	STIP ID	Imp Type	Total Project Length	Environmental Type	RW Required	Begin Termini	End Termini	Total Est. Cost of Project	STIP Amend. No.
17			WA-09192	04	0.480	CE	Yes	N. Oak Harbor St.	SR-20	4,676,786	1707 AdMod

NE 7th Ave. Reconstruction

Street reconstruction, non-motorized facilities, & illumination. Project provides significantly improved access for pedestrian, bicycle and transit modes.

Funding

Phase	Start Date	Federal Fund Code	Federal Funds		State Fund Code	State Funds	Local Funds	Total
			Federal	Funds				
PE	2017	STP(US)		242,200		0	57,927	300,127
PE	2018			0		0	173,781	173,781
RW	2019	STP(US)		540,000		0	283,736	823,736
CN	2020			0		0	3,379,142	3,379,142
Project Totals				782,200		0	3,894,586	4,676,786

Expenditure Schedule

Phase	1st	2nd	3rd	4th	5th & 6th
PE	300,127	173,781	0	0	0
RW	0	0	823,736	0	0
CN	0	0	0	3,379,142	0
Totals	300,127	173,781	823,736	3,379,142	0

Washington State S. T. I. P.

2017 to 2020

(Project Funds to Nearest Dollar)

MPO/RTPO: Island RTPO

N Inside

Y Outside

November 17, 2017

County: Island

Agency: Oak Harbor

Func Cls	Project Number	PIN	STIP ID	Imp Type	Total Project Length	Environmental Type	RW Required	Begin Termini	End Termini	Total Est. Cost of Project	STIP Amend. No.
16			WA-07425	06	0.600	CE	No	W. Whidbey Ave.	NW Crosby Ave.	360,600	

NW Heller Street Overlay

Overlay surface for maintenance; replace curb ramps; striping.

Funding

Phase	Start Date	Federal	Fund Code	Federal Funds		State Funds	Local Funds	Total
				Federal	State Fund Code			
PE	2017		STP(R)	31,192		0	4,868	36,060
CN	2017		STP(R)	280,727		0	43,813	324,540
Project Totals				311,919		0	48,681	360,600

Expenditure Schedule

Phase	1st	2nd	3rd	4th	5th & 6th
PE	36,060	0	0	0	0
CN	324,540	0	0	0	0
Totals	360,600	0	0	0	0

Washington State S. T. I. P.

2017 to 2020

(Project Funds to Nearest Dollar)

MPO/RTPO: Island RTPO

N Inside

Y Outside

November 17, 2017

County: Island

Agency: Oak Harbor

Func Cls	Project Number	PIN	STIP ID	Imp Type	Total Project Length	Environmental Type	RW Required	Begin Termini	End Termini	Total Est. Cost of Project	STIP Amend. No.
00	0895(005)		WA-06418	28	2.090	CE	No	Oak Harbor Marina	SW Scenic Heights St	150,000	17-03

Waterfront Trail Enhancement Project

Construction of new sidewalk, installing way-finding information, landscaping, historic and environmental information.

Funding

Phase	Start Date	Federal Fund Code	Federal Funds	State Fund Code	State Funds	Local Funds	Total
CN	2017	TAP(US)	120,000		0	0	120,000
Project Totals			120,000		0	0	120,000

Expenditure Schedule

Phase	1st	2nd	3rd	4th	5th & 6th
CN	120,000	0	0	0	0
Totals	120,000	0	0	0	0

	Federal Funds	State Funds	Local Funds	Total
Agency Totals for Oak Harbor	1,214,119	0	3,943,267	5,157,386

Washington State S. T. I. P.

2017 to 2020

(Project Funds to Nearest Dollar)

MPO/RTPO: Island RTPO

N Inside

Y Outside

November 17, 2017

County:

Agency: WSDOT - NW

Func Cls	Project Number	PIN	STIP ID	Imp Type	Total Project Length	Environmental Type	RW Required	Begin Termini	End Termini	Total Est. Cost of Project	STIP Amend. No.
00		BPISLAN	WA-08651	06	0.000	CE	No	MP 0.00	MP 0.00	3,054,409	

Asphalt/Chip Seal Preservation Island County

Resurface the roadway with chip seal or hot mix asphalt to preserve the structural integrity of the roadway and extend the service life of the pavement.

Funding

Phase	Start Date	Federal	Fund Code	Federal Funds		State Fund Code	State Funds	Local Funds	Total
PE	2017		NHPP	93,635			0	3,745	97,380
PE	2018		STP	68,206			0	2,728	70,934
CN	2018		NHPP	654,471			0	13,089	667,560
CN	2019		STP	2,175,034			0	43,501	2,218,535
Project Totals				2,991,346			0	63,063	3,054,409

Expenditure Schedule

Phase	1st	2nd	3rd	4th	5th & 6th
PE	97,380	70,934	0	0	0
CN	0	667,560	2,218,535	0	0
Totals	97,380	738,494	2,218,535	0	0

Washington State S. T. I. P.

2017 to 2020

(Project Funds to Nearest Dollar)

MPO/RTPO: Island RTPO

N Inside

Y Outside

November 17, 2017

County:

Agency: WSDOT - NW

Func Cls	Project Number	PIN	STIP ID	Imp Type	Total Project Length	Environmental Type	RW Required	Begin Termini	End Termini	Total Est. Cost of Project	STIP Amend. No.
14		102024B	WA-09497	21	0.240	CE	Yes	MP 39.12	MP 39.36	2,480,800	1701 AdMod

SR 20/Banta Rd - Intersection Safety Improvements

This project is located at the intersection of Banta Rd and SR 20. The Whidbey Island Naval Air Base currently uses the Banta Rd entrance to the base part time. The plan to use the entrance full time will increase congestion. This project will improve congestion and reduce collisions at this intersection.

Funding

Phase	Start Date	Federal Fund Code	Federal Funds		State Fund Code	State Funds	Local Funds	Total
			Federal	Fund Code				
PE	2017	WFL	434,000			0	69,592	503,592
RW	2018	HSIP	211,484			0	4,316	215,800
CN	2019	HSIP	1,726,180			0	35,228	1,761,408
Project Totals			2,371,664			0	109,136	2,480,800

Expenditure Schedule

Phase	1st	2nd	3rd	4th	5th & 6th
PE	208,449	252,053	43,090	0	0
RW	0	215,800	0	0	0
CN	0	0	1,267,574	493,834	0
Totals	208,449	467,853	1,310,664	493,834	0

Washington State S. T. I. P.

2017 to 2020

(Project Funds to Nearest Dollar)

MPO/RTPO: Island RTPO

N Inside

Y Outside

November 17, 2017

County:

Agency: WSDOT - NW

Func Cls	Project Number	PIN	STIP ID	Imp Type	Total Project Length	Environmental Type	RW Required	Begin Termini	End Termini	Total Est. Cost of Project	STIP Amend. No.
02		102026L	WA-09835	14	0.730	CE	No	MP 41.61	MP 42.34	630,048	17-04

SR 20/Deception Pass & Canoe Pass Bridges - Special Bridge Repair

Replace corroded steel on the Deception Pass & Canoe Pass bridges in order to maintain the structural integrity of the structures. This project is within the boundaries of IRTPO and SCOG; totals shown are for IRTPO only.

Funding

Phase	Start Date	Federal	Fund Code	Federal Funds		State Funds	Local Funds	Total
				Fund Code	Funds			
PE	2017		NHPP		57,849	0	2,411	60,260
CN	2018		NHPP		558,392	0	11,396	569,788
Project Totals					616,241	0	13,807	630,048

Expenditure Schedule

Phase	1st	2nd	3rd	4th	5th & 6th
PE	60,260	0	0	0	0
CN	0	1,346	466,006	102,436	0
Totals	60,260	1,346	466,006	102,436	0

Washington State S. T. I. P.

2017 to 2020

(Project Funds to Nearest Dollar)

MPO/RTPO: Island RTPO

N Inside

Y Outside

November 17, 2017

County:

Agency: WSDOT - NW

Func Cls	Project Number	PIN	STIP ID	Imp Type	Total Project Length	Environmental Type	RW Required	Begin Termini	End Termini	Total Est. Cost of Project	STIP Amend. No.
02		102026K	WA-08640	40	0.190	CE	No	MP 41.81	MP 42.00	14,524,156	1701 AdMod

SR 20/Deception Pass Bridge - Painting

Paint existing structure.

Funding

Phase	Start Date	Federal	Fund Code	Federal Funds	State Fund Code	State Funds	Local Funds	Total
CN	2018			0	CWA	13,918,818	0	13,918,818
Project Totals				0		13,918,818	0	13,918,818

Expenditure Schedule

Phase	1st	2nd	3rd	4th	5th & 6th
CN	0	32,884	11,383,606	2,502,328	0
Totals	0	32,884	11,383,606	2,502,328	0

Washington State S. T. I. P.

2017 to 2020

(Project Funds to Nearest Dollar)

MPO/RTPO: Island RTPO

N Inside

Y Outside

November 17, 2017

County:

Agency: WSDOT - NW

Func Cls	Project Number	PIN	STIP ID	Imp Type	Total Project Length	Environmental Type	RW Required	Begin Termini	End Termini	Total Est. Cost of Project	STIP Amend. No.
14		102023E	WA-09494	21	1.700	CE	No	MP 33.19	MP 34.89	286,556	

SR 20/NE Narrows Ave to Ault Field Rd Vicinity - ADA Compliance

This project will evaluate and improve pedestrian safety by upgrading ADA sidewalk ramps within the project limits.

Funding

Phase	Start Date	Federal	Fund Code	Federal Funds		State Funds	Local Funds	Total
				Federal Funds	State Fund Code			
PE	2017		NHPP	38,047		0	1,585	39,632
CN	2018		NHPP	241,986		0	4,938	246,924
Project Totals				280,033		0	6,523	286,556

Expenditure Schedule

Phase	1st	2nd	3rd	4th	5th & 6th
PE	5,295	34,337	0	0	0
CN	0	1,550	233,770	11,605	0
Totals	5,295	35,887	233,770	11,605	0

Washington State S. T. I. P.

2017 to 2020

(Project Funds to Nearest Dollar)

MPO/RTPO: Island RTPO

N Inside

Y Outside

November 17, 2017

County:

Agency: WSDOT - NW

Func Cls	Project Number	PIN	STIP ID	Imp Type	Total Project Length	Environmental Type	RW Required	Begin Termini	End Termini	Total Est. Cost of Project	STIP Amend. No.
07		153212H	WA-07345	21	1.670	CE	No	MP 0.00	MP 1.67	341,164	

SR 532/Camano Island to Juniper Beach Rd Vic - Rumblestrip Installation

Reduce the risk of crossover and run off the road incidents by the installation of centerline and shoulder rumblestrips.

Funding

Phase	Start Date	Federal	Fund Code	Federal Funds		State Fund Code	State Funds	Local Funds	Total
PE	2018		HSIP	50,266			0	2,094	52,360
CN	2019		HSIP	283,028			0	5,776	288,804
Project Totals				333,294			0	7,870	341,164

Expenditure Schedule

Phase	1st	2nd	3rd	4th	5th & 6th
PE	0	6,292	46,068	0	0
CN	0	0	653	274,725	13,426
Totals	0	6,292	46,721	274,725	13,426

Washington State S. T. I. P.

2017 to 2020

(Project Funds to Nearest Dollar)

MPO/RTPO: Island RTPO

N Inside

Y Outside

November 17, 2017

County:

Agency: WSDOT - NW

Func Cls	Project Number	PIN	STIP ID	Imp Type	Total Project Length	Environmental Type	RW Required	Begin Termini	End Termini	Total Est. Cost of Project	STIP Amend. No.
06		153201B	WA-08645	21	0.020	CE	No	MP 0.00	MP 0.02	141,040	

SR 532/Sunrise Blvd - ADA Compliance

This project will evaluate and improve pedestrian safety by upgrading ADA sidewalk ramps within the project limits.

Funding

Phase	Start Date	Federal Fund Code	Federal Funds		State Fund Code	State Funds	Local Funds	Total
PE	2018	STP		11,424		0	476	11,900
CN	2019	STP		126,557		0	2,583	129,140
Project Totals				137,981		0	3,059	141,040

Expenditure Schedule

Phase	1st	2nd	3rd	4th	5th & 6th
PE	0	1,430	10,470	0	0
CN	0	0	292	122,845	6,003
Totals	0	1,430	10,762	122,845	6,003

	Federal Funds	State Funds	Local Funds	Total
Agency Totals for WSDOT - NW	6,730,559	13,918,818	203,458	20,852,835

Washington State S. T. I. P.

2017 to 2020

(Project Funds to Nearest Dollar)

MPO/RTPO: LCV MPO

Y Inside

N Outside

November 17, 2017

County: Asotin

Agency: Asotin

Func Cls	Project Number	PIN	STIP ID	Imp Type	Total Project Length	Environmental Type	RW Required	Begin Termini	End Termini	Total Est. Cost of Project	STIP Amend. No.
19	9902(034)		WA-08818	28	0.020	CE	No	2nd Street	Meador Street	71,000	17-03

Cleveland Street Sidewalks

Reconstruction of sidewalks, curb, gutter, and ramps.

Funding

Phase	Start Date	Federal	Fund Code	Federal Funds		State Funds	Local Funds	Total
				Federal Funds	State Fund Code			
CN	2017		TAP(US)	60,400		0	0	60,400
Project Totals				60,400		0	0	60,400

Expenditure Schedule

Phase	1st	2nd	3rd	4th	5th & 6th
CN	60,400	0	0	0	0
Totals	60,400	0	0	0	0

Agency Totals for Asotin	Federal Funds		State Funds	Local Funds	Total
	Federal Funds	State Funds			
Agency Totals for Asotin	60,400		0	0	60,400

Washington State S. T. I. P.

2017 to 2020

(Project Funds to Nearest Dollar)

MPO/RTPO: LCV MPO

Y Inside

N Outside

November 17, 2017

County: Asotin

Agency: Asotin Co.

Func Cls	Project Number	PIN	STIP ID	Imp Type	Total Project Length	Environmental Type	RW Required	Begin Termini	End Termini	Total Est. Cost of Project	STIP Amend. No.
00			0217	23		CE	No	N/A	N/A	2,870,000	

Public Transportation

Fixed route paratransit operations

Funding

Phase	Start Date	Federal Funds		State Fund Code	State Funds	Local Funds	Total	
		Federal	Fund Code					
PE	2017		5307		287,000	0	287,000	574,000
PE	2018		5307		287,000	0	287,000	574,000
PE	2019		5307		287,000	0	287,000	574,000
PE	2020		5307		287,000	0	287,000	574,000
Project Totals					1,148,000	0	1,148,000	2,296,000

Expenditure Schedule

Phase	1st	2nd	3rd	4th	5th & 6th
PE	574,000	574,000	574,000	574,000	574,000
Totals	574,000	574,000	574,000	574,000	574,000

Federal Funds		State Funds	Local Funds	Total
Agency Totals for Asotin Co.		1,148,000	0	1,148,000
				2,296,000

Washington State S. T. I. P.

2017 to 2020

(Project Funds to Nearest Dollar)

MPO/RTPO: LCV MPO

Y Inside

N Outside

November 17, 2017

County: Asotin

Agency: Clarkston

Func Cls	Project Number	PIN	STIP ID	Imp Type	Total Project Length	Environmental Type	RW Required	Begin Termini	End Termini	Total Est. Cost of Project	STIP Amend. No.
19			WA-07043	21	0.250	CE	No	12th St.	13th St.	560,000	

Grantham Elementary Safe Routes, Poplar St. & Surrounding Area
Sidewalk & safety improvements around elementary school

Funding

Phase	Start Date	Federal	Fund Code	Federal Funds		State Funds	Local Funds	Total
				Federal Funds	State Fund Code			
PE	2017		TAP(R)	42,655		0	0	42,655
Project Totals				42,655		0	0	42,655

Expenditure Schedule

Phase	1st	2nd	3rd	4th	5th & 6th
PE	42,655	0	0	0	0
Totals	42,655	0	0	0	0

Agency Totals for Clarkston	Federal Funds		State Funds	Local Funds	Total
	Federal Funds	State Funds			
Agency Totals for Clarkston	42,655	0	0	0	42,655

Washington State S. T. I. P.

2017 to 2020

(Project Funds to Nearest Dollar)

MPO/RTPO: LCV MPO

Y Inside

N Outside

November 17, 2017

County:

Agency: WSDOT - SC

Func Cls	Project Number	PIN	STIP ID	Imp Type	Total Project Length	Environmental Type	RW Required	Begin Termini	End Termini	Total Est. Cost of Project	STIP Amend. No.
00			BPLCVMPO	05		CE	No	Varies	Varies	1,158,284	

Asphalt/Chip Seal Preservation Lewis Clark Valley MPO

Asphalt/Chip Seal Preservation within Lewis Clark Valley MPO. Resurface the roadway with chip seal or hot mix asphalt to preserve the structural integrity of the roadway and extend the service life of the pavement. This record is for chip seal/asphalt paving projects within Benton and Franklin counties. For a list of included projects, go to www.wsdot.wa.gov/projects/search.

Funding

Phase	Start Date	Federal	Fund Code	Federal Funds		Local Funds	Total
				State Fund Code	State Funds		
PE	2020		STP		16,317	0	16,970
CN	2017		NHPP		936,150	0	952,255
Project Totals					952,467	0	972,225

Expenditure Schedule

Phase	1st	2nd	3rd	4th	5th & 6th
ALL	955,255	0	0	16,970	186,059
Totals	955,255	0	0	16,970	186,059

Washington State S. T. I. P.

2017 to 2020

(Project Funds to Nearest Dollar)

MPO/RTPO: LCV MPO

Y Inside

N Outside

November 17, 2017

County:

Agency: WSDOT - SC

Func Cls	Project Number	PIN	STIP ID	Imp Type	Total Project Length	Environmental Type	RW Required	Begin Termini	End Termini	Total Est. Cost of Project	STIP Amend. No.
06	0128(001)	512801D	512801D02	14	0.280	CE	No	0.22	0.50	2,598,676	17-01

SR 128/Snake River Red Wolf Bridge - Deck Rehabilitation

Scarify and overlay bridge deck on Bridge 128/10. The bridge deck on the Red Wolf Bridge over the Snake River west of Clarkston is showing signs of deterioration due to normal wear. This project will repair and resurface the existing bridge deck to maintain structural integrity, continue safe operation of the highway, and extend the life of the bridge.

Funding

Phase	Start Date	Federal Fund Code	Federal Funds		Local Funds	Total
			State Fund Code	State Funds		
CN	2018	NHPP		2,312,239	0	2,359,428
Project Totals				2,312,239	0	2,359,428

Expenditure Schedule

Phase	1st	2nd	3rd	4th	5th & 6th
ALL	0	2,266,553	92,875	0	0
Totals	0	2,266,553	92,875	0	0

Washington State S. T. I. P.

2017 to 2020

(Project Funds to Nearest Dollar)

MPO/RTPO: LCV MPO

Y Inside

N Outside

November 17, 2017

County:

Agency: WSDOT - SC

Func Cls	Project Number	PIN	STIP ID	Imp Type	Total Project Length	Environmental Type	RW Required	Begin Termini	End Termini	Total Est. Cost of Project	STIP Amend. No.
06		512902J	512902J02	21	1.270	CE	No	41.28	42.55	458,460	

SR 129/Highland Ave to US 12 - ADA Compliance

Upgrade existing curb ramps to meet ADA Compliance. Pedestrian ADA curb ramps at various intersections on SR 129 in the city of Clarkston do not fully meet ADA standards. This project will upgrade the curb ramps to meet current standards, improving accessibility for all pedestrians.

Funding

Phase	Start Date	Federal	Fund Code	Federal Funds	State Fund Code	State Funds	Local Funds	Total
PE	2018		STP	48,660		0	2,028	50,688
CN	2019		STP	399,618		0	8,154	407,772
Project Totals				448,278		0	10,182	458,460

Expenditure Schedule

Phase	1st	2nd	3rd	4th	5th & 6th
ALL	0	5,209	45,478	389,515	18,258
Totals	0	5,209	45,478	389,515	18,258

Washington State S. T. I. P.

2017 to 2020

(Project Funds to Nearest Dollar)

MPO/RTPO: LCV MPO

Y Inside

N Outside

November 17, 2017

County:

Agency: WSDOT - SC

Func Cls	Project Number	PIN	STIP ID	Imp Type	Total Project Length	Environmental Type	RW Required	Begin Termini	End Termini	Total Est. Cost of Project	STIP Amend. No.
14		501214H	501214H02	14	0.090	CE	No	434.10	434.19	225,865	17-08

US 12/Snake River Clarkston Bridge - Mechanical Rehabilitation

Replace span drive couplings and realign bearings on Bridge 12/915. Span lift components on the US 12 Snake River Bridge at Clarkston are showing signs of deterioration due to normal wear. This project will replace the span drive couplings and adjust bearings to preserve and extend the life of the bridge's mechanical systems.

Funding

Phase	Start Date	Federal	Fund Code	Federal Funds		State Funds	Local Funds	Total
				State Fund Code	State Funds			
PE	2017		NHPP		29,442	0	1,206	30,648
CN	2018		NHPP		191,276	0	3,941	195,217
Project Totals					220,718	0	5,147	225,865

Expenditure Schedule

Phase	1st	2nd	3rd	4th	5th & 6th
ALL	20,000	205,865	0	0	0
Totals	20,000	205,865	0	0	0

Washington State S. T. I. P.

2017 to 2020

(Project Funds to Nearest Dollar)

MPO/RTPO: LCV MPO

Y Inside

N Outside

November 17, 2017

County:

Agency: WSDOT - SC

Func Cls	Project Number	PIN	STIP ID	Imp Type	Total Project Length	Environmental Type	RW Required	Begin Termini	End Termini	Total Est. Cost of Project	STIP Amend. No.
14	0012(234)	501216E	501216E02	21	1.560	CE	No	432.54	434.10	994,657	1706 AdMod

US 12/SR 128 Vicinity to Snake River Bridge - ADA Compliance

Upgrade existing curb ramps to meet ADA Compliance. Pedestrian ADA curb ramps at various intersections on US 12 in the city of Clarkston do not fully meet ADA standards. This project will upgrade the curb ramps to meet current standards, improving accessibility for all pedestrians.

Funding

Phase	Start Date	Federal Fund Code	Federal Funds		State Fund Code	State Funds	Local Funds	Total
			Federal Funds	State Funds				
CN	2017	NHPP	926,879			0	18,916	945,795
Project Totals			926,879			0	18,916	945,795

Expenditure Schedule

Phase	1st	2nd	3rd	4th	5th & 6th
ALL	944,114	1,681	0	0	0
Totals	944,114	1,681	0	0	0

Agency Totals for WSDOT - SC	Federal Funds		State Funds	Local Funds	Total
	Federal Funds	State Funds			
	4,860,581		0	101,192	4,961,773

Washington State S. T. I. P.

2017 to 2020

(Project Funds to Nearest Dollar)

MPO/RTPO: NEW RTPO

N Inside

Y Outside

November 17, 2017

County: Stevens

Agency: Chewelah

Func Cls	Project Number	PIN	STIP ID	Imp Type	Total Project Length	Environmental Type	RW Required	Begin Termini	End Termini	Total Est. Cost of Project	STIP Amend. No.
06	D336(002)		WA-03545	04	0.320	CE	No	Main Ave	Lincoln Ave	949,000	

Ehorn Lane Reconstruction & Lincoln Ave. Sidewalk Upgrades

Full road reconstruction of Ehorn Ln. from Main Ave. North to Lincoln Ave. including widening of lanes, stormwater facilities, sidewalk facilities, and other miscellaneous incidentals. The second part of the project includes sidewalk and handicap ramp upgrades and repairs on Lincoln Ave. from Ehorn Ln. West to Stevens St.

Funding

Phase	Start Date	Federal Fund Code	Federal Funds		State Fund Code	State Funds	Local Funds	Total
			Federal Funds	State Funds				
CN	2017	STP(R)	171,769		TIB	631,231	0	803,000
Project Totals			171,769			631,231	0	803,000

Expenditure Schedule

Phase	1st	2nd	3rd	4th	5th & 6th
CN	803,000	0	0	0	0
Totals	803,000	0	0	0	0

Agency Totals for Chewelah	Federal Funds		State Funds	Local Funds	Total
	Federal Funds	State Funds			
	171,769		631,231	0	803,000

Washington State S. T. I. P.

2017 to 2020

(Project Funds to Nearest Dollar)

MPO/RTPO: NEW RTPO

N Inside

Y Outside

November 17, 2017

County: Stevens

Agency: Colville

Func Cls	Project Number	PIN	STIP ID	Imp Type	Total Project Length	Environmental Type	RW Required	Begin Termini	End Termini	Total Est. Cost of Project	STIP Amend. No.
01			WA-10039	28	3.100	CE	No	MILEPOST 228.55	MILEPOST 231.65	15,000	17-06

COLVILLE PEDESTRIAN AND BICYCLE TRAILS PLAN

Develop a Pedestrian, Bicycle and Trails Plan, which will identify current facilities and gaps, areas where new facilities will improve connectivity to parks, sport fields, businesses, and residential areas, alternative transportation opportunities and will focus on other ped, bike and trail facilities in the region.

Funding

Phase	Start Date	Federal Fund Code	Federal Funds		State Fund Code	State Funds	Local Funds	Total
			Federal	Fund Code				
PE	2017	TAP(R)	15,000			0	0	15,000
Project Totals			15,000			0	0	15,000

Expenditure Schedule

Phase	1st	2nd	3rd	4th	5th & 6th
PE	15,000	0	0	0	0
Totals	15,000	0	0	0	0

Washington State S. T. I. P.

2017 to 2020

(Project Funds to Nearest Dollar)

MPO/RTPO: NEW RTPO

N Inside

Y Outside

November 17, 2017

County: Stevens

Agency: Colville

Func Cls	Project Number	PIN	STIP ID	Imp Type	Total Project Length	Environmental Type	RW Required	Begin Termini	End Termini	Total Est. Cost of Project	STIP Amend. No.
01			WA-10033	21	0.380	CE	No	BIRCH AVE	4TH AVE	85,000	17-06

US395 - BIRCH AVE TO 4TH AVE

Install rectangular rapid flashing beacons for pedestrian crossings.

Funding

Phase	Start Date	Federal	Fund Code	Federal Funds		State Funds	Local Funds	Total
				Federal	State Fund Code			
PE	2017		TAP(R)	8,000		0	0	8,000
CN	2017		TAP(R)	67,000		0	10,000	77,000
Project Totals				75,000		0	10,000	85,000

Expenditure Schedule

Phase	1st	2nd	3rd	4th	5th & 6th
PE	6,500	1,500	0	0	0
CN	60,000	17,000	0	0	0
Totals	66,500	18,500	0	0	0

Federal Funds				State Funds	Local Funds	Total
Agency Totals for Colville				0	10,000	100,000

Washington State S. T. I. P.

2017 to 2020

(Project Funds to Nearest Dollar)

MPO/RTPO: NEW RTPO

N Inside

Y Outside

November 17, 2017

County: Ferry

Agency: Ferry Co.

Func Cls	Project Number	PIN	STIP ID	Imp Type	Total Project Length	Environmental Type	RW Required	Begin Termini	End Termini	Total Est. Cost of Project	STIP Amend. No.
07			FERCO 3	04	2.750	EA	No	0.00	2.75	1,900,000	

Boulder Creek West Sec 1

Design and reconstruction of Boulder Creek Road to include minor alingment,cement treated base, asphalt paving, as well as road side guide post, signage, guardrail and guardrail repairs as needed.

Funding

Phase	Start Date	Federal	Fund Code	Federal Funds		State Fund Code	State Funds	Local Funds	Total
PE	2017				0	CRAB	148,500	16,500	165,000
CN	2018				0	CRAB	1,561,500	173,500	1,735,000
Project Totals					0		1,710,000	190,000	1,900,000

Expenditure Schedule

Phase	1st	2nd	3rd	4th	5th & 6th
PE	48,000	128,500	0	0	0
CN	0	600,000	1,446,000	0	0
Totals	48,000	728,500	1,446,000	0	0

Washington State S. T. I. P.

2017 to 2020

(Project Funds to Nearest Dollar)

MPO/RTPO: NEW RTPO

N Inside

Y Outside

November 17, 2017

County: Ferry

Agency: Ferry Co.

Func Cls	Project Number	PIN	STIP ID	Imp Type	Total Project Length	Environmental Type	RW Required	Begin Termini	End Termini	Total Est. Cost of Project	STIP Amend. No.
07	A102(001)		FERCO 13	21	0.250	DCE	No	1.00	1.25	285,020	

Cache Creek Slide

This project will consist of all work relating to the construction of the Cache Creek Slide repair: to include; stabilization of roadway prism, guardrail repair as needed, gabion wall repair as needed, and asphalt resurface in the localized work area. Work will also include all activities associated with preliminary engineering, construction engineering and project management.

Funding

Phase	Start Date	Federal Fund Code	Federal Funds		State Fund Code	State Funds	Local Funds	Total
			Federal Funds	State Funds				
CN	2019	STP(R)	229,242			0	35,778	265,020
Project Totals			229,242			0	35,778	265,020

Expenditure Schedule

Phase	1st	2nd	3rd	4th	5th & 6th
CN	0	0	265,020	0	0
Totals	0	0	265,020	0	0

Washington State S. T. I. P.

2017 to 2020

(Project Funds to Nearest Dollar)

MPO/RTPO: NEW RTPO

N Inside

Y Outside

November 17, 2017

County: Ferry

Agency: Ferry Co.

Func Cls	Project Number	PIN	STIP ID	Imp Type	Total Project Length	Environmental Type	RW Required	Begin Termini	End Termini	Total Est. Cost of Project	STIP Amend. No.
00	Z910(002)		FERCO 9	21		CE	No	County Wde	County Wide	188,055	

County Wide Bridge End Rail Repairs

This project will consist of all work relating to the repair or replacement of existing inadequate bridge and/or approach rails. Work will also include all activities associated with preliminary engineering, construction engineering and project management.

Funding

Phase	Start Date	Federal	Fund Code	Federal Funds	State Fund Code	State Funds	Local Funds	Total
CN	2020		STP(R)	145,368		0	22,687	168,055
Project Totals				145,368		0	22,687	168,055

Expenditure Schedule

Phase	1st	2nd	3rd	4th	5th & 6th
CN	0	0	0	145,368	0
Totals	0	0	0	145,368	0

Washington State S. T. I. P.

2017 to 2020

(Project Funds to Nearest Dollar)

MPO/RTPO: NEW RTPO

N Inside

Y Outside

November 17, 2017

County: Ferry

Agency: Ferry Co.

Func Cls	Project Number	PIN	STIP ID	Imp Type	Total Project Length	Environmental Type	RW Required	Begin Termini	End Termini	Total Est. Cost of Project	STIP Amend. No.
07	000S(399)		FERCO48	21		CE	No	varies	varies	263,049	

Curve Signing Upgrade Project

Work under this project; is to upgrade the advanced warning and curve delineation signage to enhance safety of the curves.

Funding

Phase	Start Date	Federal Fund Code	Federal Funds		State Fund Code	State Funds	Local Funds	Total
			Federal	Fund Code				
CN	2017	HSIP	228,739			0	0	228,739
Project Totals			228,739			0	0	228,739

Expenditure Schedule

Phase	1st	2nd	3rd	4th	5th & 6th
CN	228,739	0	0	0	0
Totals	228,739	0	0	0	0

Washington State S. T. I. P.

2017 to 2020

(Project Funds to Nearest Dollar)

MPO/RTPO: NEW RTPO

N Inside

Y Outside

November 17, 2017

County: Ferry

Agency: Ferry Co.

Func Cls	Project Number	PIN	STIP ID	Imp Type	Total Project Length	Environmental Type	RW Required	Begin Termini	End Termini	Total Est. Cost of Project	STIP Amend. No.
07	000S(401)		FERCO47	05	4.900	DCE	No	varies	varies	368,275	

Enhanced Pavement Surface Treatments

Work under this project is to; prelevel and apply enhanced friction surface treatment to the limits of the identified speed restricted horizontal curves including surfacing of ther unpaved shoulders at each location.

Funding

Phase	Start Date	Federal	Fund Code	Federal Funds	State Fund Code	State Funds	Local Funds	Total
CN	2017		HSIP	320,239		0	0	320,239
Project Totals				320,239		0	0	320,239

Expenditure Schedule

Phase	1st	2nd	3rd	4th	5th & 6th
CN	320,239	0	0	0	0
Totals	320,239	0	0	0	0

Washington State S. T. I. P.

2017 to 2020

(Project Funds to Nearest Dollar)

MPO/RTPO: NEW RTPO

N Inside

Y Outside

November 17, 2017

County: Ferry

Agency: Ferry Co.

Func Cls	Project Number	PIN	STIP ID	Imp Type	Total Project Length	Environmental Type	RW Required	Begin Termini	End Termini	Total Est. Cost of Project	STIP Amend. No.
07			FERCO 2	04	1.640	EA	No	21.81	23.45	2,000,000	

Inchelium HWY Reconstruct

Design and reconstruction of roadway to include, cement treated base, asphalt paving bituminous surface treatment, as well as roadside guide post, signage and guardrail as needed.

Funding

Phase	Start Date	Federal	Fund Code	Federal Funds	State Fund Code	State Funds	Local Funds	Total
PE	2017			0	CRAB	165,000	16,500	181,500
CN	2017			0	CRAB	1,653,182	165,318	1,818,500
Project Totals				0		1,818,182	181,818	2,000,000

Expenditure Schedule

Phase	1st	2nd	3rd	4th	5th & 6th
PE	165,000	0	0	0	0
CN	606,166	1,212,334	0	0	0
Totals	771,166	1,212,334	0	0	0

Washington State S. T. I. P.

2017 to 2020

(Project Funds to Nearest Dollar)

MPO/RTPO: NEW RTPO

N Inside

Y Outside

November 17, 2017

County: Ferry

Agency: Ferry Co.

Func Cls	Project Number	PIN	STIP ID	Imp Type	Total Project Length	Environmental Type	RW Required	Begin Termini	End Termini	Total Est. Cost of Project	STIP Amend. No.
07	U101(004)		FERCO 17	44	0.050	DCE	No	8.00	8.05	162,520	

West Curlew Lake Culvert Replacement

This project will consist of all work relating to the replacement of an existing inadequate culvert with a bottomless arch that will meet the runoff requirements, and enhance fish passage. Work will also include all activities associated with preliminary engineering, construction engineering, and project management.

Funding

Phase	Start Date	Federal Fund Code	Federal Funds		State Fund Code	State Funds	Local Funds	Total
CN	2019	STP(R)		111,219		0	17,358	128,577
CN	2020	STP(R)		12,061		0	1,882	13,943
Project Totals				123,280		0	19,240	142,520

Expenditure Schedule

Phase	1st	2nd	3rd	4th	5th & 6th
CN	0	0	128,577	13,943	0
Totals	0	0	128,577	13,943	0

	Federal Funds	State Funds	Local Funds	Total
Agency Totals for Ferry Co.	1,046,868	3,528,182	449,523	5,024,573

Washington State S. T. I. P.

2017 to 2020

(Project Funds to Nearest Dollar)

MPO/RTPO: NEW RTPO

N Inside

Y Outside

November 17, 2017

County: Pend Oreille

Agency: Pend Oreille Co.

Func Cls	Project Number	PIN	STIP ID	Imp Type	Total Project Length	Environmental Type	RW Required	Begin Termini	End Termini	Total Est. Cost of Project	STIP Amend. No.
07	F260(004)		2012-02	08	0.500	CE	Yes	6.11	6.46	2,250,000	17-01

Indian Creek Fish Passage

A partnership project with the Salmon Recovery Board to remove a fish passage on a critical fishery. Remove culvert, construct new bridge, realign LeClerc Road South, restore stream bed.

Funding

Phase	Start Date	Federal	Fund Code	Federal Funds	State Fund Code	State Funds	Local Funds	Total
PE	2017		STP(R)	34,600		0	5,400	40,000
RW	2017		STP(R)	129,750		0	20,250	150,000
CN	2017		STP(R)	1,643,500	OTHER	250,000	3,500	1,897,000
Project Totals				1,807,850		250,000	29,150	2,087,000

Expenditure Schedule

Phase	1st	2nd	3rd	4th	5th & 6th
PE	40,000	0	0	0	0
RW	150,000	0	0	0	0
CN	1,897,000	0	0	0	0
Totals	2,087,000	0	0	0	0

Washington State S. T. I. P.

2017 to 2020

(Project Funds to Nearest Dollar)

MPO/RTPO: NEW RTPO

N Inside

Y Outside

November 17, 2017

County: Pend Oreille

Agency: Pend Oreille Co.

Func Cls	Project Number	PIN	STIP ID	Imp Type	Total Project Length	Environmental Type	RW Required	Begin Termini	End Termini	Total Est. Cost of Project	STIP Amend. No.
07			2014-04A	05	3.600	CE	No	8.06	11.66	860,000	17-02

Leclerc Road North: Milepost 8.06 to Milepost 11.66

Hot mix pavement overlay

Funding

Phase	Start Date	Federal	Fund Code	Federal Funds		State Funds	Local Funds	Total	
				Fund Code	Federal Funds				
CN	2018		STP(R)		244,500	CRAB	115,088	0	359,588
CN	2019		STP(R)		269,691		0	0	269,691
CN	2020		STP(R)		223,221		0	0	223,221
Project Totals					737,412		115,088	0	852,500

Expenditure Schedule

Phase	1st	2nd	3rd	4th	5th & 6th
CN	0	359,588	269,691	223,221	0
Totals	0	359,588	269,691	223,221	0

Washington State S. T. I. P.

2017 to 2020

(Project Funds to Nearest Dollar)

MPO/RTPO: NEW RTPO

N Inside

Y Outside

November 17, 2017

County: Pend Oreille

Agency: Pend Oreille Co.

Func Cls	Project Number	PIN	STIP ID	Imp Type	Total Project Length	Environmental Type	RW Required	Begin Termini	End Termini	Total Est. Cost of Project	STIP Amend. No.
07	F260(005)		2011-07	21	0.300	CE	Yes	4.31	4.61	809,150	17-01

LeClerc Road South at Sandy Shores Road Intersection Improvement

Widen roadway to construct right turn lane for southbound traffic.

Funding

Phase	Start Date	Federal	Fund Code	Federal Funds		State Fund Code	State Funds	Local Funds	Total
RW	2017		STP(R)	43,250			0	6,750	50,000
CN	2017		STP(R)	604,100			0	95,900	700,000
Project Totals				647,350			0	102,650	750,000

Expenditure Schedule

Phase	1st	2nd	3rd	4th	5th & 6th
RW	50,000	0	0	0	0
CN	700,000	0	0	0	0
Totals	750,000	0	0	0	0

Washington State S. T. I. P.

2017 to 2020

(Project Funds to Nearest Dollar)

MPO/RTPO: NEW RTPO

N Inside

Y Outside

November 17, 2017

County: Pend Oreille

Agency: Pend Oreille Co.

Func Cls	Project Number	PIN	STIP ID	Imp Type	Total Project Length	Environmental Type	RW Required	Begin Termini	End Termini	Total Est. Cost of Project	STIP Amend. No.
07	T261(005)		2011-08	10	0.130	CE	No	8.27	8.40	1,297,696	1702 AdMod

Sullivan Lake Inlet Bridge Replacement

Replace single lane bridge with two lane bridge

Funding

Phase	Start Date	Federal Funds		State Funds		Local Funds	Total		
		Federal	Fund Code	State Fund Code	State Funds				
PE	2017		STP(BR)		8,000	CRAB	2,000	0	10,000
CN	2017		STP(BR)		603,443	CRAB	200,800	0	804,243
CN	2017		STP(R)		340,566		0	26,000	366,566
CN	2018		STP(R)		25,191		0	0	25,191
		Project Totals			977,200		202,800	26,000	1,206,000

Expenditure Schedule

Phase	1st	2nd	3rd	4th	5th & 6th
PE	10,000	0	0	0	0
CN	1,170,809	25,191	0	0	0
Totals	1,180,809	25,191	0	0	0

		Federal Funds	State Funds	Local Funds	Total
Agency Totals for Pend Oreille Co.		4,169,812	567,888	157,800	4,895,500

Washington State S. T. I. P.

2017 to 2020

(Project Funds to Nearest Dollar)

MPO/RTPO: NEW RTPO

N Inside

Y Outside

November 17, 2017

County: Stevens

Agency: Stevens Co.

Func Cls	Project Number	PIN	STIP ID	Imp Type	Total Project Length	Environmental Type	RW Required	Begin Termini	End Termini	Total Est. Cost of Project	STIP Amend. No.
07			WA-07028	05	8.030	CE	No	0.00	8.03	1,500,000	17-05

Addy-Gifford Road 2R

Project will involve resurfacing roadway with BST.

Funding

Phase	Start Date	Federal	Fund Code	Federal Funds		State Funds	Local Funds	Total
				Federal Funds	State Fund Code			
PE	2017			0	CRAB	50,000	0	50,000
CN	2017			0	CRAB	700,000	750,000	1,450,000
Project Totals				0		750,000	750,000	1,500,000

Expenditure Schedule

Phase	1st	2nd	3rd	4th	5th & 6th
PE	50,000	0	0	0	0
CN	1,450,000	0	0	0	0
Totals	1,500,000	0	0	0	0

Washington State S. T. I. P.

2017 to 2020

(Project Funds to Nearest Dollar)

MPO/RTPO: NEW RTPO

N Inside

Y Outside

November 17, 2017

County: Stevens

Agency: Stevens Co.

Func Cls	Project Number	PIN	STIP ID	Imp Type	Total Project Length	Environmental Type	RW Required	Begin Termini	End Termini	Total Est. Cost of Project	STIP Amend. No.
07			WA-07881	04	3.100	CE	No	3.10	6.20	3,230,000	17-05

Cedonia-Addy Road Rehabilitation

Project involves widening the existing pavement, mixing CTB, placing HMA and guardrail.

Funding

Phase	Start Date	Federal	Fund Code	Federal Funds		State Funds	Local Funds	Total
				State Fund Code	State Funds			
PE	2017		STP(R)		199,000	0	31,000	230,000
CN	2018		STP(R)		2,595,000	0	405,000	3,000,000
Project Totals					2,794,000	0	436,000	3,230,000

Expenditure Schedule

Phase	1st	2nd	3rd	4th	5th & 6th
PE	230,000	0	0	0	0
CN	0	3,000,000	0	0	0
Totals	230,000	3,000,000	0	0	0

	Federal Funds	State Funds	Local Funds	Total
Agency Totals for Stevens Co.	2,794,000	750,000	1,186,000	4,730,000

Washington State S. T. I. P.

2017 to 2020

(Project Funds to Nearest Dollar)

MPO/RTPO: NEW RTPO

N Inside

Y Outside

November 17, 2017

County:

Agency: WSDOT - EAST

Func Cls	Project Number	PIN	STIP ID	Imp Type	Total Project Length	Environmental Type	RW Required	Begin Termini	End Termini	Total Est. Cost of Project	STIP Amend. No.
00	9999(748)	600025F	600025F26	21	0.000	CE	No	000	000	108,580	

15-17 ER Regionwide Basic Safety - Signing

Replace aging regulatory, warning and guide signs throughout the Region.

Funding

Phase	Start Date	Federal	Fund Code	Federal Funds		State Fund Code	State Funds	Local Funds	Total
CN	2017		HSIP	93,100			0	1,900	95,000
Project Totals				93,100			0	1,900	95,000

Expenditure Schedule

Phase	1st	2nd	3rd	4th	5th & 6th
ALL	92,000	3,000	0	0	0
Totals	92,000	3,000	0	0	0

Washington State S. T. I. P.

2017 to 2020

(Project Funds to Nearest Dollar)

MPO/RTPO: NEW RTPO

N Inside

Y Outside

November 17, 2017

County:

Agency: WSDOT - EAST

Func Cls	Project Number	PIN	STIP ID	Imp Type	Total Project Length	Environmental Type	RW Required	Begin Termini	End Termini	Total Est. Cost of Project	STIP Amend. No.
00		600026C	600026C10	21	0.000	CE	No	000	000	249,750	

2019-21 ER Regionwide Basic Safety - Guardrail

Guardrail preservation, retrofit and replacement

Funding

Phase	Start Date	Federal	Fund Code	Federal Funds		State Fund Code	State Funds	Local Funds	Total
PE	2018		HSIP	41,760			0	1,740	43,500
CN	2019		HSIP	202,125			0	4,125	206,250
Project Totals				243,885			0	5,865	249,750

Expenditure Schedule

Phase	1st	2nd	3rd	4th	5th & 6th
ALL	0	20,000	200,000	29,750	0
Totals	0	20,000	200,000	29,750	0

Washington State S. T. I. P.

2017 to 2020

(Project Funds to Nearest Dollar)

MPO/RTPO: NEW RTPO

N Inside

Y Outside

November 17, 2017

County:

Agency: WSDOT - EAST

Func Cls	Project Number	PIN	STIP ID	Imp Type	Total Project Length	Environmental Type	RW Required	Begin Termini	End Termini	Total Est. Cost of Project	STIP Amend. No.
00		600026B	600026B10	21	0.000	CE	No	000	000	107,459	

2019-21 ER Regionwide Basic Safety - Signing

Update signing based on visibility standards or sign conditions to include supports or posts

Funding

Phase	Start Date	Federal	Fund Code	Federal Funds		State Fund Code	State Funds	Local Funds	Total
PE	2018		HSIP	19,160			0	799	19,959
CN	2019		HSIP	85,750			0	1,750	87,500
Project Totals				104,910			0	2,549	107,459

Expenditure Schedule

Phase	1st	2nd	3rd	4th	5th & 6th
ALL	0	2,000	100,000	5,459	0
Totals	0	2,000	100,000	5,459	0

Washington State S. T. I. P.

2017 to 2020

(Project Funds to Nearest Dollar)

MPO/RTPO: NEW RTPO

N Inside

Y Outside

November 17, 2017

County:

Agency: WSDOT - EAST

Func Cls	Project Number	PIN	STIP ID	Imp Type	Total Project Length	Environmental Type	RW Required	Begin Termini	End Termini	Total Est. Cost of Project	STIP Amend. No.
00		600026F	600026F10	21		CE	No	Various	Various	125,000	

2021-23 ER Region Wide Basic Safety - Signing

Address signing regionwide based on visibility standards or sign conditions to include supports or posts.

Funding

Phase	Start Date	Federal	Fund Code	Federal Funds		State Fund Code	State Funds	Local Funds	Total
PE	2020		HSIP	21,600			0	900	22,500
Project Totals				21,600			0	900	22,500

Expenditure Schedule

Phase	1st	2nd	3rd	4th	5th & 6th
ALL	0	0	0	250	124,750
Totals	0	0	0	250	124,750

Washington State S. T. I. P.

2017 to 2020

(Project Funds to Nearest Dollar)

MPO/RTPO: NEW RTPO

N Inside

Y Outside

November 17, 2017

County:

Agency: WSDOT - EAST

Func Cls	Project Number	PIN	STIP ID	Imp Type	Total Project Length	Environmental Type	RW Required	Begin Termini	End Termini	Total Est. Cost of Project	STIP Amend. No.
00		BPNEW	BPNEWRTPO	05	0.000	CE	No	000	000	26,494,293	

Asphalt/Chip Seal Preservation Northeast Washington RTPO

Resurface the roadway with chip seal or hot mix asphalt to preserve the structural integrity of the roadway and extend the service life of the pavement. Find a list of included projects at www.wsdot.wa.gov/ProjectSearch

Funding

Phase	Start Date	Federal	Fund Code	Federal Funds		State Fund Code	State Funds	Local Funds	Total
PE	2018		NHPP	193,484			0	7,739	201,223
PE	2019		NHPP	148,115			0	6,038	154,153
PE	2019		STP	73,882			0	2,841	76,723
CN	2017		NHPP	2,115,714			0	42,749	2,158,463
CN	2017		STP	1,108,341			0	21,732	1,130,073
CN	2018		STP	438,978			0	8,780	447,758
CN	2019		STP	6,005,436			0	120,109	6,125,545
CN	2020		NHPP	8,983,123			0	182,368	9,165,491
CN	2020		STP	6,899,577			0	135,286	7,034,863
Project Totals				25,966,650			0	527,642	26,494,292

Expenditure Schedule

Phase	1st	2nd	3rd	4th	5th & 6th
ALL	3,288,536	648,981	6,356,422	16,200,353	0
Totals	3,288,536	648,981	6,356,422	16,200,353	0

Washington State S. T. I. P.

2017 to 2020

(Project Funds to Nearest Dollar)

MPO/RTPO: NEW RTPO

N Inside

Y Outside

November 17, 2017

County:

Agency: WSDOT - EAST

Func Cls	Project Number	PIN	STIP ID	Imp Type	Total Project Length	Environmental Type	RW Required	Begin Termini	End Termini	Total Est. Cost of Project	STIP Amend. No.
00	9999(766)	600045D	600045D10	21	0.000	CE	No	000	000	87,202	

Eastern Region BST Rumble Strips A - Install Rumble Strip

Install rumble strips to alert distracted, inattentive, sleeping or intoxicated drivers

Funding

Phase	Start Date	Federal Fund Code	Federal Funds		State Fund Code	State Funds	Local Funds	Total
			Federal	Fund Code				
CN	2017	HSIP	64,466			0	1,316	65,782
Project Totals			64,466			0	1,316	65,782

Expenditure Schedule

Phase	1st	2nd	3rd	4th	5th & 6th
ALL	65,000	782	0	0	0
Totals	65,000	782	0	0	0

Washington State S. T. I. P.

2017 to 2020

(Project Funds to Nearest Dollar)

MPO/RTPO: NEW RTPO

N Inside

Y Outside

November 17, 2017

County:

Agency: WSDOT - EAST

Func Cls	Project Number	PIN	STIP ID	Imp Type	Total Project Length	Environmental Type	RW Required	Begin Termini	End Termini	Total Est. Cost of Project	STIP Amend. No.
00		600045E	600045E10	21	0.000	CE	No	000	000	88,962	

Eastern Region BST Rumble Strips B - Install Rumble Strip

Install rumble strips to alert distracted, inattentive, sleeping or intoxicated drivers

Funding

Phase	Start Date	Federal	Fund Code	Federal Funds		State Fund Code	State Funds	Local Funds	Total
PE	2017		HSIP	13,200			0	550	13,750
CN	2018		HSIP	73,708			0	1,504	75,212
Project Totals				86,908			0	2,054	88,962

Expenditure Schedule

Phase	1st	2nd	3rd	4th	5th & 6th
ALL	13,000	75,000	962	0	0
Totals	13,000	75,000	962	0	0

Washington State S. T. I. P.

2017 to 2020

(Project Funds to Nearest Dollar)

MPO/RTPO: NEW RTPO

N Inside

Y Outside

November 17, 2017

County:

Agency: WSDOT - EAST

Func Cls	Project Number	PIN	STIP ID	Imp Type	Total Project Length	Environmental Type	RW Required	Begin Termini	End Termini	Total Est. Cost of Project	STIP Amend. No.
00		600045G	600045G10	21	0.000	CE	No	000	000	90,481	

Eastern Region BST Rumble Strips C - Install Rumble Strip

Install rumble strips to alert distracted, inattentive, sleeping or intoxicated drivers

Funding

Phase	Start Date	Federal	Fund Code	Federal Funds		State Fund Code	State Funds	Local Funds	Total
PE	2018		HSIP	13,536			0	564	14,100
CN	2019		HSIP	74,853			0	1,528	76,381
Project Totals				88,389			0	2,092	90,481

Expenditure Schedule

Phase	1st	2nd	3rd	4th	5th & 6th
ALL	0	14,000	76,000	481	0
Totals	0	14,000	76,000	481	0

Washington State S. T. I. P.

2017 to 2020

(Project Funds to Nearest Dollar)

MPO/RTPO: NEW RTPO

N Inside

Y Outside

November 17, 2017

County:

Agency: WSDOT - EAST

Func Cls	Project Number	PIN	STIP ID	Imp Type	Total Project Length	Environmental Type	RW Required	Begin Termini	End Termini	Total Est. Cost of Project	STIP Amend. No.
00		600045F	600045F10	21	0.000	CE	No	000	000	92,138	

Eastern Region BST Rumble Strips D - Install Rumble Strip

Install rumble strips to alert distracted, inattentive, sleeping or intoxicated drivers

Funding

Phase	Start Date	Federal	Fund Code	Federal Funds		State Fund Code	State Funds	Local Funds	Total
PE	2019		HSIP	13,872			0	578	14,450
CN	2020		HSIP	76,134			0	1,554	77,688
Project Totals				90,006			0	2,132	92,138

Expenditure Schedule

Phase	1st	2nd	3rd	4th	5th & 6th
ALL	0	0	14,000	76,000	2,138
Totals	0	0	14,000	76,000	2,138

Washington State S. T. I. P.

2017 to 2020

(Project Funds to Nearest Dollar)

MPO/RTPO: NEW RTPO

N Inside

Y Outside

November 17, 2017

County:

Agency: WSDOT - EAST

Func Cls	Project Number	PIN	STIP ID	Imp Type	Total Project Length	Environmental Type	RW Required	Begin Termini	End Termini	Total Est. Cost of Project	STIP Amend. No.
00		600045A	600045A10	21		CE	No	Various	Various	93,806	

Eastern Region BST Rumble Strips E - Install Rumble Strips

Install rumble strips to alert distracted, inattentive, sleeping or intoxicated drivers.

Funding

Phase	Start Date	Federal	Fund Code	Federal Funds		State Fund Code	State Funds	Local Funds	Total
PE	2020		HSIP		14,220		0	592	14,812
Project Totals					14,220		0	592	14,812

Expenditure Schedule

Phase	1st	2nd	3rd	4th	5th & 6th
ALL	0	0	0	14,818	78,993
Totals	0	0	0	14,818	78,993

Washington State S. T. I. P.

2017 to 2020

(Project Funds to Nearest Dollar)

MPO/RTPO: NEW RTPO

N Inside

Y Outside

November 17, 2017

County:

Agency: WSDOT - EAST

Func Cls	Project Number	PIN	STIP ID	Imp Type	Total Project Length	Environmental Type	RW Required	Begin Termini	End Termini	Total Est. Cost of Project	STIP Amend. No.
00		600025Q	600025Q10	21	0.000	CE	No	000	000	324,413	

Eastern Region Curve Warning Sign Update 2017-19

Update chevron signing on curves for 2009 MUTCD compliance

Funding

Phase	Start Date	Federal	Fund Code	Federal Funds		State Fund Code	State Funds	Local Funds	Total
PE	2017		HSIP	41,436			0	1,727	43,163
CN	2018		HSIP	275,625			0	5,625	281,250
Project Totals				317,061			0	7,352	324,413

Expenditure Schedule

Phase	1st	2nd	3rd	4th	5th & 6th
ALL	20,000	300,000	4,413	0	0
Totals	20,000	300,000	4,413	0	0

Washington State S. T. I. P.

2017 to 2020

(Project Funds to Nearest Dollar)

MPO/RTPO: NEW RTPO

N Inside

Y Outside

November 17, 2017

County:

Agency: WSDOT - EAST

Func Cls	Project Number	PIN	STIP ID	Imp Type	Total Project Length	Environmental Type	RW Required	Begin Termini	End Termini	Total Est. Cost of Project	STIP Amend. No.
00		600025V	600025V10	21		CE	No	Various	Various	175,250	

Eastern Region Guardrail Installation and Retrofit 2021-23

Guardrail retrofit, installation and replacement throughout Eastern Region.

Funding

Phase	Start Date	Federal	Fund Code	Federal Funds		State Fund Code	State Funds	Local Funds	Total
PE	2019		HSIP	29,040			0	1,210	30,250
CN	2020		HSIP	142,100			0	2,900	145,000
Project Totals				171,140			0	4,110	175,250

Expenditure Schedule

Phase	1st	2nd	3rd	4th	5th & 6th
ALL	0	0	30,250	145,000	0
Totals	0	0	30,250	145,000	0

Washington State S. T. I. P.

2017 to 2020

(Project Funds to Nearest Dollar)

MPO/RTPO: NEW RTPO

N Inside

Y Outside

November 17, 2017

County:

Agency: WSDOT - EAST

Func Cls	Project Number	PIN	STIP ID	Imp Type	Total Project Length	Environmental Type	RW Required	Begin Termini	End Termini	Total Est. Cost of Project	STIP Amend. No.
00	9999(775)	600045B	600045B	21	0.000	CE	No	000	000	174,118	

Eastern Region HMA Route Rumble Strips - Install Rumble Strip

Install rumble strips to alert distracted, inattentive, sleeping or intoxicated drivers

Funding

Phase	Start Date	Federal	Fund Code	Federal Funds		State Fund Code	State Funds	Local Funds	Total
CN	2017		HSIP	142,085			0	2,900	144,985
Project Totals				142,085			0	2,900	144,985

Expenditure Schedule

Phase	1st	2nd	3rd	4th	5th & 6th
ALL	140,000	4,985	0	0	0
Totals	140,000	4,985	0	0	0

Washington State S. T. I. P.

2017 to 2020

(Project Funds to Nearest Dollar)

MPO/RTPO: NEW RTPO

N Inside

Y Outside

November 17, 2017

County:

Agency: WSDOT - EAST

Func Cls	Project Number	PIN	STIP ID	Imp Type	Total Project Length	Environmental Type	RW Required	Begin Termini	End Termini	Total Est. Cost of Project	STIP Amend. No.
00	9999(734)	600025H	600025H10	21	0.000	CE	No	0.00	0.00	127,000	17-01

Eastern Region Regionwide ADA Project - Pedestrian Access Upgrade

Construct ADA compliant pedestrian access for existing walkways. Also includes sidewalk and bus stop access improvements.

Funding

Phase	Start Date	Federal Fund Code	Federal Funds		State Fund Code	State Funds	Local Funds	Total
			Federal	Fund Code				
CN	2017	STP	124,460			0	2,540	127,000
Project Totals			124,460			0	2,540	127,000

Expenditure Schedule

Phase	1st	2nd	3rd	4th	5th & 6th
ALL	127,000	0	0	0	0
Totals	127,000	0	0	0	0

Washington State S. T. I. P.

2017 to 2020

(Project Funds to Nearest Dollar)

MPO/RTPO: NEW RTPO

N Inside

Y Outside

November 17, 2017

County:

Agency: WSDOT - EAST

Func Cls	Project Number	PIN	STIP ID	Imp Type	Total Project Length	Environmental Type	RW Required	Begin Termini	End Termini	Total Est. Cost of Project	STIP Amend. No.
00		600025Z	600025Z10	21	0.000	CE	No	000	000	100,000	

Eastern Region Shoulder Rumble Strip Installation 2017-19

Install shoulder rumble strips

Funding

Phase	Start Date	Federal	Fund Code	Federal Funds		State Fund Code	State Funds	Local Funds	Total
PE	2017		HSIP	24,000			0	1,000	25,000
CN	2018		HSIP	73,500			0	1,500	75,000
Project Totals				97,500			0	2,500	100,000

Expenditure Schedule

Phase	1st	2nd	3rd	4th	5th & 6th
ALL	20,000	75,000	5,000	0	0
Totals	20,000	75,000	5,000	0	0

Washington State S. T. I. P.

2017 to 2020

(Project Funds to Nearest Dollar)

MPO/RTPO: NEW RTPO

N Inside

Y Outside

November 17, 2017

County:

Agency: WSDOT - EAST

Func Cls	Project Number	PIN	STIP ID	Imp Type	Total Project Length	Environmental Type	RW Required	Begin Termini	End Termini	Total Est. Cost of Project	STIP Amend. No.
00		600026A	600026A10	21	0.000	CE	No	000	000	100,000	

Eastern Region Shoulder Rumble Strip Installation 2019-21

Install shoulder rumble strips

Funding

Phase	Start Date	Federal	Fund Code	Federal Funds		State Fund Code	State Funds	Local Funds	Total
PE	2019		HSIP	24,000			0	1,000	25,000
CN	2020		HSIP	73,500			0	1,500	75,000
Project Totals				97,500			0	2,500	100,000

Expenditure Schedule

Phase	1st	2nd	3rd	4th	5th & 6th
ALL	0	0	20,000	75,000	5,000
Totals	0	0	20,000	75,000	5,000

Washington State S. T. I. P.

2017 to 2020

(Project Funds to Nearest Dollar)

MPO/RTPO: NEW RTPO

N Inside

Y Outside

November 17, 2017

County:

Agency: WSDOT - EAST

Func Cls	Project Number	PIN	STIP ID	Imp Type	Total Project Length	Environmental Type	RW Required	Begin Termini	End Termini	Total Est. Cost of Project	STIP Amend. No.
06		602041T	602041T26	40	0.010	CE	No	419.62	419.63	732,500	

SR 20/Calispel Lake Drainage - Culvert Replacement

Remove failing timber structure and replace with culvert

Funding

Phase	Start Date	Federal	Fund Code	Federal Funds		State Funds	Local Funds	Total
				State Fund Code				
PE	2017			0	CWA	211,000	0	211,000
CN	2018			0	CWA	521,500	0	521,500
Project Totals				0		732,500	0	732,500

Expenditure Schedule

Phase	1st	2nd	3rd	4th	5th & 6th
ALL	211,000	521,500	0	0	0
Totals	211,000	521,500	0	0	0

Washington State S. T. I. P.

2017 to 2020

(Project Funds to Nearest Dollar)

MPO/RTPO: NEW RTPO

N Inside

Y Outside

November 17, 2017

County:

Agency: WSDOT - EAST

Func Cls	Project Number	PIN	STIP ID	Imp Type	Total Project Length	Environmental Type	RW Required	Begin Termini	End Termini	Total Est. Cost of Project	STIP Amend. No.
07		602110N	602110N10	08	0.020	CE	No	106.65	106.67	2,500,000	17-04

SR 21/Keller Ferry Terminal and Pontoon Replacement N and S

Replace deteriorated terminals on N and S side of river and pontoons

Funding

Phase	Start Date	Federal	Fund Code	Federal Funds		State Fund Code	State Funds	Local Funds	Total
PE	2017		STP	152,905			0	6,371	159,276
CN	2018		STP	2,293,910			0	46,814	2,340,724
Project Totals				2,446,815			0	53,185	2,500,000

Expenditure Schedule

Phase	1st	2nd	3rd	4th	5th & 6th
ALL	100,000	2,400,000	0	0	0
Totals	100,000	2,400,000	0	0	0

Washington State S. T. I. P.

2017 to 2020

(Project Funds to Nearest Dollar)

MPO/RTPO: NEW RTPO

N Inside

Y Outside

November 17, 2017

County:

Agency: WSDOT - EAST

Func Cls	Project Number	PIN	STIP ID	Imp Type	Total Project Length	Environmental Type	RW Required	Begin Termini	End Termini	Total Est. Cost of Project	STIP Amend. No.
07		602118B	602118B10	47	0.040	DCE	No	181.00	181.04	1,551,240	

SR 21/Kettle River Crossing - Bridge Painting

Clean, prep, and paint the Kettle River Crossing Bridge.

Funding

Phase	Start Date	Federal	Fund Code	Federal Funds		State Funds	Local Funds	Total
				Federal Funds	State Fund Code			
PE	2020			0	CWA	247,000	0	247,000
Project Totals				0		247,000	0	247,000

Expenditure Schedule

Phase	1st	2nd	3rd	4th	5th & 6th
ALL	0	0	0	91,778	1,459,462
Totals	0	0	0	91,778	1,459,462

Washington State S. T. I. P.

2017 to 2020

(Project Funds to Nearest Dollar)

MPO/RTPO: NEW RTPO

N Inside

Y Outside

November 17, 2017

County:

Agency: WSDOT - EAST

Func Cls	Project Number	PIN	STIP ID	Imp Type	Total Project Length	Environmental Type	RW Required	Begin Termini	End Termini	Total Est. Cost of Project	STIP Amend. No.
07		602114A	602114A10	47	0.250	CE	No	145.50	145.75	508,200	17-08

SR 21/W Fork San Poil Bridge - Scour Repair

Repair scour about the bridge footing caused by severe spring runoff.

Funding

Phase	Start Date	Federal	Fund Code	Federal Funds		State Funds	Local Funds	Total
				Federal	State Fund Code			
PE	2017		STP	96,960		0	4,040	101,000
CN	2018		STP	399,056		0	8,144	407,200
Project Totals				496,016		0	12,184	508,200

Expenditure Schedule

Phase	1st	2nd	3rd	4th	5th & 6th
ALL	40,000	463,000	5,200	0	0
Totals	40,000	463,000	5,200	0	0

Washington State S. T. I. P.

2017 to 2020

(Project Funds to Nearest Dollar)

MPO/RTPO: NEW RTPO

N Inside

Y Outside

November 17, 2017

County:

Agency: WSDOT - EAST

Func Cls	Project Number	PIN	STIP ID	Imp Type	Total Project Length	Environmental Type	RW Required	Begin Termini	End Termini	Total Est. Cost of Project	STIP Amend. No.
08		602502A	602502A10	04	0.010	CE	No	23.54	23.55	1,645,750	17-08

SR 25/Spokane River Bridge - N Embankment Repair

Investigate the embankment failures that have occurred this spring as a result of the higher than normal precipitation and runoff and provide repair recommendations.

Funding

Phase	Start Date	Federal	Fund Code	Federal Funds		State Fund Code	State Funds	Local Funds	Total
PE	2017		STP		121,200		0	5,000	126,200
CN	2017		STP		1,489,110		0	30,390	1,519,500
Project Totals					1,610,310		0	35,390	1,645,700

Expenditure Schedule

Phase	1st	2nd	3rd	4th	5th & 6th
ALL	125,000	1,515,750	5,000	0	0
Totals	125,000	1,515,750	5,000	0	0

Washington State S. T. I. P.

2017 to 2020

(Project Funds to Nearest Dollar)

MPO/RTPO: NEW RTPO

N Inside

Y Outside

November 17, 2017

County:

Agency: WSDOT - EAST

Func Cls	Project Number	PIN	STIP ID	Imp Type	Total Project Length	Environmental Type	RW Required	Begin Termini	End Termini	Total Est. Cost of Project	STIP Amend. No.
06		603101D	603101D26	21	0.120	CE	Yes	11.08	11.20	1,049,170	

SR 31/South of Metaline - Stabilize Slope

Repair existing slope that is in jeopardy of failing

Funding

Phase	Start Date	Federal	Fund Code	Federal Funds		State Funds	Local Funds	Total
				Federal Funds	State Fund Code			
PE	2017		STP	130,651		0	5,444	136,095
RW	2017		STP	15,773		0	322	16,095
CN	2018		STP	879,040		0	17,940	896,980
Project Totals				1,025,464		0	23,706	1,049,170

Expenditure Schedule

Phase	1st	2nd	3rd	4th	5th & 6th
ALL	152,190	896,980	0	0	0
Totals	152,190	896,980	0	0	0

Washington State S. T. I. P.

2017 to 2020

(Project Funds to Nearest Dollar)

MPO/RTPO: NEW RTPO

N Inside

Y Outside

November 17, 2017

County:

Agency: WSDOT - EAST

Func Cls	Project Number	PIN	STIP ID	Imp Type	Total Project Length	Environmental Type	RW Required	Begin Termini	End Termini	Total Est. Cost of Project	STIP Amend. No.
02		600045J	600045J10	21	0.000	CE	No	000	000	324,420	

US 2 and US 395 Safety Improvements - Shoulder Repair

Repair existing surfacing beyond the paved shoulder that has compacted, settled or eroded.

Funding

Phase	Start Date	Federal	Fund Code	Federal Funds		State Fund Code	State Funds	Local Funds	Total
PE	2019		HSIP	95,126			0	3,964	99,090
CN	2020		HSIP	220,823			0	4,507	225,330
Project Totals				315,949			0	8,471	324,420

Expenditure Schedule

Phase	1st	2nd	3rd	4th	5th & 6th
ALL	0	0	58,777	265,643	0
Totals	0	0	58,777	265,643	0

Washington State S. T. I. P.

2017 to 2020

(Project Funds to Nearest Dollar)

MPO/RTPO: NEW RTPO

N Inside

Y Outside

November 17, 2017

County:

Agency: WSDOT - EAST

Func Cls	Project Number	PIN	STIP ID	Imp Type	Total Project Length	Environmental Type	RW Required	Begin Termini	End Termini	Total Est. Cost of Project	STIP Amend. No.
14		639524F	639524F10	47	0.240	CE	No	241.49	241.73	14,883,936	

US 395/Columbia River Crossing Kettle Falls - Bridge Painting

Clean, prepare, and paint the Columbia River Crossing Bridge to preserve the structural integrity and extend the life of this steel bridge located west of Kettle Falls.

Funding

Phase	Start Date	Federal	Fund Code	Federal Funds	State Fund Code	State Funds	Local Funds	Total
PE	2019		NHPP	1,088,579		0	45,357	1,133,936
Project Totals				1,088,579		0	45,357	1,133,936

Expenditure Schedule

Phase	1st	2nd	3rd	4th	5th & 6th
ALL	0	0	500,000	633,936	13,475,000
Totals	0	0	500,000	633,936	13,475,000

	Federal Funds	State Funds	Local Funds	Total
Agency Totals for WSDOT - EAST	34,707,013	979,500	747,237	36,433,750

Washington State S. T. I. P.

2017 to 2020

(Project Funds to Nearest Dollar)

MPO/RTPO: Okanogan Co.

Y Inside

N Outside

November 17, 2017

County: Okanogan

Agency: Conconully

Func Cls	Project Number	PIN	STIP ID	Imp Type	Total Project Length	Environmental Type	RW Required	Begin Termini	End Termini	Total Est. Cost of Project	STIP Amend. No.
08			WA-01276	06		CE	No	Various	Various	2,900	17-01

Erosion Seal Capping

All exposed sub base/dirt or areas where chip seal is missing are to be shot with Calcium Chloride mixture to stabilize roadway.

Funding

Phase	Start Date	Federal Fund Code	Federal Funds	State Fund Code	State Funds	Local Funds	Total
CN	2017		0		0	2,900	2,900
Project Totals			0		0	2,900	2,900

Expenditure Schedule

Phase	1st	2nd	3rd	4th	5th & 6th
ALL	2,900	0	0	0	0
Totals	2,900	0	0	0	0

	Federal Funds	State Funds	Local Funds	Total
Agency Totals for Conconully	0	0	2,900	2,900

Washington State S. T. I. P.

2017 to 2020

(Project Funds to Nearest Dollar)

MPO/RTPO: Okanogan Co.

Y Inside

N Outside

November 17, 2017

County:

Agency: WSDOT - NC

Func Cls	Project Number	PIN	STIP ID	Imp Type	Total Project Length	Environmental Type	RW Required	Begin Termini	End Termini	Total Est. Cost of Project	STIP Amend. No.
06		215310D	215310D	47	0.080	CE	Yes	13.45	13.53	575,910	17-08

SR 153/Methow River Bridge MP13.5 - Structure Rehabilitation, Phase 2

The concrete columns and struts at the expansion piers on the bridge at MP 13.45 have deteriorated and are in need of repairs. This project will repair the deteriorated columns and struts to extend the service life of this bridge.

Funding

Phase	Start Date	Federal Fund Code	Federal Funds	State Fund Code	State Funds	Local Funds	Total
RW	2017	STP	20,874		0	426	21,300
CN	2018	STP	543,518		0	11,092	554,610
Project Totals			564,392		0	11,518	575,910

Expenditure Schedule

Phase	1st	2nd	3rd	4th	5th & 6th
RW	1,300	20,000	0	0	0
CN	0	11,092	543,518	0	0
Totals	1,300	31,092	543,518	0	0

Washington State S. T. I. P.

2017 to 2020

(Project Funds to Nearest Dollar)

MPO/RTPO: Okanogan Co.

Y Inside

N Outside

November 17, 2017

County:

Agency: WSDOT - NC

Func Cls	Project Number	PIN	STIP ID	Imp Type	Total Project Length	Environmental Type	RW Required	Begin Termini	End Termini	Total Est. Cost of Project	STIP Amend. No.
06		215310B	215310B	47		CE	Yes	14.00	21.33	2,718,412	17-06

SR 153/Methow River Bridges - Structural Rehabilitation

The concrete columns and struts at the expansion piers on multiple bridges on SR 153 have deteriorated and are in need of repairs. This project will repair the deteriorated columns and struts to extend the service life of the bridges.

Funding

Phase	Start Date	Federal Fund Code	Federal Funds	State Fund Code	State Funds	Local Funds	Total
RW	2017	STP	82,242		0	1,678	83,920
CN	2018	STP	2,581,802		0	52,690	2,634,492
Project Totals			2,664,044		0	54,368	2,718,412

Expenditure Schedule

Phase	1st	2nd	3rd	4th	5th & 6th
RW	6,000	77,920	0	0	0
CN	0	1,600,000	1,034,492	0	0
Totals	6,000	1,677,920	1,034,492	0	0

	Federal Funds	State Funds	Local Funds	Total
Agency Totals for WSDOT - NC	3,228,436	0	65,886	3,294,322

Washington State S. T. I. P.

2017 to 2020

(Project Funds to Nearest Dollar)

MPO/RTPO: Okanogan Co.

N Inside

Y Outside

November 17, 2017

County: Okanogan

Agency: Okanogan

Func Cls	Project Number	PIN	STIP ID	Imp Type	Total Project Length	Environmental Type	RW Required	Begin Termini	End Termini	Total Est. Cost of Project	STIP Amend. No.
07	9211(001)		WA-05654	05	0.200	CE	No	3rd Avenue	Highland Drive	752,000	

Pine Street Overlay

Overlay Pine Street from 3rd Avenue to Highland Drive include sidewalk, curb, gutter, and storm drainage.

Funding

Phase	Start Date	Federal	Fund Code	Federal Funds		State Fund Code	State Funds	Local Funds	Total
CN	2017		STP(US)	520,729			0	81,271	602,000
Project Totals				520,729			0	81,271	602,000

Expenditure Schedule

Phase	1st	2nd	3rd	4th	5th & 6th
CN	602,000	0	0	0	0
Totals	602,000	0	0	0	0

Agency Totals for Okanogan	Federal Funds		State Funds	Local Funds	Total
Agency Totals for Okanogan	520,729		0	81,271	602,000

Washington State S. T. I. P.

2017 to 2020

(Project Funds to Nearest Dollar)

MPO/RTPO: Okanogan Co.

N Inside

Y Outside

November 17, 2017

County: Okanogan

Agency: Okanogan Co.

Func Cls	Project Number	PIN	STIP ID	Imp Type	Total Project Length	Environmental Type	RW Required	Begin Termini	End Termini	Total Est. Cost of Project	STIP Amend. No.
07	000S(451)		WA 06732	21		CE	No	Varies	Varies	136,622	1702 AdMod

2017 County Wide Sign Safety Project

2017 County Wide Sign Safety Project will update and improve regulatory and warning signs to current size and reflectivity standards.

Funding

Phase	Start Date	Federal	Fund Code	Federal Funds	State Fund Code	State Funds	Local Funds	Total
CN	2017		HSIP	108,871		0	12,098	120,969
Project Totals				108,871		0	12,098	120,969

Expenditure Schedule

Phase	1st	2nd	3rd	4th	5th & 6th
CN	120,969	0	0	0	0
Totals	120,969	0	0	0	0

Washington State S. T. I. P.

2017 to 2020

(Project Funds to Nearest Dollar)

MPO/RTPO: Okanogan Co.

N Inside

Y Outside

November 17, 2017

County: Okanogan

Agency: Okanogan Co.

Func Cls	Project Number	PIN	STIP ID	Imp Type	Total Project Length	Environmental Type	RW Required	Begin Termini	End Termini	Total Est. Cost of Project	STIP Amend. No.
07	U243(002)		9437(4)	06	1.880	CE	Yes	MP 3.43	MP 5.31	2,162,196	17-03

Highway 7 (Bridge South Section)

Minor realignment, widening, grading, drainage, ballast, top course and BST or HMA. Install or replace guardrail where warranted.

Funding

Phase	Start Date	Federal	Fund Code	Federal Funds		State Funds	Local Funds	Total
				Federal	State Fund Code			
CN	2017		STP(R)	815,989		0	127,351	943,340
CN	2018		STP(R)	229,570		0	35,829	265,399
CN	2019		STP(R)	540,050		0	84,285	624,335
CN	2019			0		0	10,000	10,000
Project Totals				1,585,609		0	257,465	1,843,074

Expenditure Schedule

Phase	1st	2nd	3rd	4th	5th & 6th
CN	943,340	265,399	634,335	0	0
Totals	943,340	265,399	634,335	0	0

Washington State S. T. I. P.

2017 to 2020

(Project Funds to Nearest Dollar)

MPO/RTPO: Okanogan Co.

N Inside

Y Outside

November 17, 2017

County: Okanogan

Agency: Okanogan Co.

Func Cls	Project Number	PIN	STIP ID	Imp Type	Total Project Length	Environmental Type	RW Required	Begin Termini	End Termini	Total Est. Cost of Project	STIP Amend. No.
07			9437-06	06	1.310	CE	No	5.320	6.630	600,000	

Highway 7 Bridge North

Minor widening, pre-level, chip seal and some safety improvements.

Funding

Phase	Start Date	Federal	Fund Code	Federal Funds		State Funds	Local Funds	Total
				State Fund Code				
PE	2018			0	CRAB	13,500	1,500	15,000
PE	2019			0	CRAB	23,400	2,600	26,000
CN	2020			0	CRAB	503,100	55,900	559,000
Project Totals				0		540,000	60,000	600,000

Expenditure Schedule

Phase	1st	2nd	3rd	4th	5th & 6th
PE	0	15,000	26,000	26,000	0
CN	0	0	0	559,000	0
Totals	0	15,000	26,000	585,000	0

Washington State S. T. I. P.

2017 to 2020

(Project Funds to Nearest Dollar)

MPO/RTPO: Okanogan Co.

N Inside

Y Outside

November 17, 2017

County: Okanogan

Agency: Okanogan Co.

Func Cls	Project Number	PIN	STIP ID	Imp Type	Total Project Length	Environmental Type	RW Required	Begin Termini	End Termini	Total Est. Cost of Project	STIP Amend. No.
07			Pres 2017	05		CE	No	Varies	Varies	578,035	17-01

Okanogan County Wide Pavement Preservation 2017

Crack Seal as needed, Pre-Level as needed, chipseal

Funding

Phase	Start Date	Federal Fund Code	Federal Funds	State Fund Code	State Funds	Local Funds	Total
CN	2018	STP(R)	500,000		0	78,035	578,035
Project Totals			500,000		0	78,035	578,035

Expenditure Schedule

Phase	1st	2nd	3rd	4th	5th & 6th
CN	0	578,035	0	0	0
Totals	0	578,035	0	0	0

Washington State S. T. I. P.

2017 to 2020

(Project Funds to Nearest Dollar)

MPO/RTPO: Okanogan Co.

N Inside

Y Outside

November 17, 2017

County: Okanogan

Agency: Okanogan Co.

Func Cls	Project Number	PIN	STIP ID	Imp Type	Total Project Length	Environmental Type	RW Required	Begin Termini	End Termini	Total Est. Cost of Project	STIP Amend. No.
07			9155(1)	06	2.250	CE	Yes	MP 1.91	MP 4.16	2,000,000	

Old 97 (Driskel Rd to Verestar Rd)

Minor realignment, widening, grading, drainage, ballast, top course and HMA or BST. Guardrail may be necessary on short grade section.

Funding

Phase	Start Date	Federal Fund Code	Federal Funds	State Fund Code	State Funds	Local Funds	Total
PE	2020		0	CRAB	270,000	30,000	300,000
Project Totals			0		270,000	30,000	300,000

Expenditure Schedule

Phase	1st	2nd	3rd	4th	5th & 6th
PE	0	0	0	300,000	0
RW	0	0	0	0	200,000
CN	0	0	0	0	1,500,000
Totals	0	0	0	300,000	1,700,000

	Federal Funds	State Funds	Local Funds	Total
Agency Totals for Okanogan Co.	2,194,480	810,000	437,598	3,442,078

Washington State S. T. I. P.

2017 to 2020

(Project Funds to Nearest Dollar)

MPO/RTPO: Okanogan Co.

N Inside

Y Outside

November 17, 2017

County: Okanogan

Agency: Omak

Func Cls	Project Number	PIN	STIP ID	Imp Type	Total Project Length	Environmental Type	RW Required	Begin Termini	End Termini	Total Est. Cost of Project	STIP Amend. No.
06	Z924(003)		WA-01400	03	0.150	CE	Yes	Appx. 250' West of River Road	Omake DR	725,000	1701 AdMod

Engh Road/SR 215(Riverside DR) Intersection Improvements

Widen and provide three lane profile west bound, drainage, signal modification, ADA, permanent Signing and other work.

Funding

Phase	Start Date	Federal	Fund Code	Federal Funds	State Fund Code	State Funds	Local Funds	Total
RW	2017		STP(R)	33,734		0	5,266	39,000
CN	2017		STP(R)	485,265		0	75,735	561,000
Project Totals				518,999		0	81,001	600,000

Expenditure Schedule

Phase	1st	2nd	3rd	4th	5th & 6th
RW	39,000	0	0	0	0
CN	561,000	0	0	0	0
Totals	600,000	0	0	0	0

	Federal Funds	State Funds	Local Funds	Total
Agency Totals for Omak	518,999	0	81,001	600,000

Washington State S. T. I. P.

2017 to 2020

(Project Funds to Nearest Dollar)

MPO/RTPO: Okanogan Co.

N Inside

Y Outside

November 17, 2017

County: Okanogan

Agency: Winthrop

Func Cls	Project Number	PIN	STIP ID	Imp Type	Total Project Length	Environmental Type	RW Required	Begin Termini	End Termini	Total Est. Cost of Project	STIP Amend. No.
06	1465(002)		WA-06398	28	0.080	CE	Yes	North side of SR20 at Top of East Bank of Bridge Span	South side of SR20 at Top of East Bank of Bridge Span	493,691	17-01

SR20 Chewuch Bridge Pedestrian Underpass

Construct a Pedestrian path (underpass), bridge, and retaining walls under the East End of the SR20 Chewuch Bridge.

Funding

Phase	Start Date	Federal	Fund Code	Federal Funds		State Fund Code	State Funds	Local Funds	Total
RW	2017		STP(R)	24,375		OTHER	8,125	0	32,500
CN	2018		STP(R)	245,463		OTHER	105,715	0	351,178
Project Totals				269,838			113,840	0	383,678

Expenditure Schedule

Phase	1st	2nd	3rd	4th	5th & 6th
RW	32,500	0	0	0	0
CN	0	383,678	0	0	0
Totals	32,500	383,678	0	0	0

Washington State S. T. I. P.

2017 to 2020

(Project Funds to Nearest Dollar)

MPO/RTPO: Okanogan Co.

N Inside

Y Outside

November 17, 2017

County: Okanogan

Agency: Winthrop

Func Cls	Project Number	PIN	STIP ID	Imp Type	Total Project Length	Environmental Type	RW Required	Begin Termini	End Termini	Total Est. Cost of Project	STIP Amend. No.
06	9924(001)		WA-06404	28	0.830	CE	Yes	SR 20 / Appx. MP 193.2	SR 20 / Appx. MP 193.8	110,000	1702 AdMod

Susie Stephens Trail Crossings and Signage

Complete three critical roadway crossings on the Susie Stephens Trail (SST) by installing safety signs along the trail, pavement markings, and a rectangular rapid flashing beacon with a center refuge island (if funding allows).

Funding

Phase	Start Date	Federal Fund Code	Federal Funds		State Fund Code	State Funds	Local Funds	Total
			Federal	Funds				
CN	2017	TAP(R)		32,047		0	0	32,047
CN	2018	TAP(R)		24,313		0	0	24,313
Project Totals				56,360		0	0	56,360

Expenditure Schedule

Phase	1st	2nd	3rd	4th	5th & 6th
CN	32,047	24,313	0	0	0
Totals	32,047	24,313	0	0	0

Federal Funds			State Funds	Local Funds	Total
Agency Totals for Winthrop			113,840	0	440,038

Washington State S. T. I. P.

2017 to 2020

(Project Funds to Nearest Dollar)

MPO/RTPO: Okanogan Co.

N Inside

Y Outside

November 17, 2017

County:

Agency: WSDOT - NC

Func Cls	Project Number	PIN	STIP ID	Imp Type	Total Project Length	Environmental Type	RW Required	Begin Termini	End Termini	Total Est. Cost of Project	STIP Amend. No.
00		BPOC	BPOC	05		CE	No	Various	Various	10,952,387	

Asphalt/Chip Seal Preservation Okanogan County

Resurface the roadway with chip seal or hot mix asphalt to preserve the structural integrity of the roadway and extend the service life of the pavement. Other minor associated preservation items as needed.

Funding

Phase	Start Date	Federal	Fund Code	Federal Funds		State Fund Code	State Funds	Local Funds	Total
PE	2018		NHPP	146,311			0	5,852	152,163
PE	2019		NHPP	90,698			0	3,628	94,326
PE	2020		NHPP	55,070			0	2,203	57,273
CN	2019		NHPP	5,633,678			0	130,096	5,763,774
CN	2019		STP	871,135			0	0	871,135
CN	2020		NHPP	3,935,016			0	78,700	4,013,716
Project Totals				10,731,908			0	220,479	10,952,387

Expenditure Schedule

Phase	1st	2nd	3rd	4th	5th & 6th
PE	0	152,163	94,326	57,273	0
CN	0	0	6,634,909	4,013,716	0
Totals	0	152,163	6,729,235	4,070,989	0

Washington State S. T. I. P.

2017 to 2020

(Project Funds to Nearest Dollar)

MPO/RTPO: Okanogan Co.

N Inside

Y Outside

November 17, 2017

County:

Agency: WSDOT - NC

Func Cls	Project Number	PIN	STIP ID	Imp Type	Total Project Length	Environmental Type	RW Required	Begin Termini	End Termini	Total Est. Cost of Project	STIP Amend. No.
00	9999(769)	200007A	200007AOK	21		CE	No	Varies	Varies	82,400	

NCR 15-17 Regionwide Intersection Safety Implementation

Signing, pavement marking, and other miscellaneous enhancements for stop controlled intersections.

Funding

Phase	Start Date	Federal	Fund Code	Federal Funds		State Fund Code	State Funds	Local Funds	Total
CN	2017		HSIP	69,384			0	1,416	70,800
Project Totals				69,384			0	1,416	70,800

Expenditure Schedule

Phase	1st	2nd	3rd	4th	5th & 6th
CN	70,800	0	0	0	0
Totals	70,800	0	0	0	0

Washington State S. T. I. P.

2017 to 2020

(Project Funds to Nearest Dollar)

MPO/RTPO: Okanogan Co.

N Inside

Y Outside

November 17, 2017

County:

Agency: WSDOT - NC

Func Cls	Project Number	PIN	STIP ID	Imp Type	Total Project Length	Environmental Type	RW Required	Begin Termini	End Termini	Total Est. Cost of Project	STIP Amend. No.
00		200005N	200005NOK	21		CE	No	Various	Various	304,733	

NCR 17-19 Regionwide Curve Warning Sign Update

Update NCR curve signing.

Funding

Phase	Start Date	Federal	Fund Code	Federal Funds		State Fund Code	State Funds	Local Funds	Total
PE	2017		HSIP	32,512			0	1,355	33,867
CN	2018		HSIP	265,449			0	5,417	270,866
Project Totals				297,961			0	6,772	304,733

Expenditure Schedule

Phase	1st	2nd	3rd	4th	5th & 6th
PE	1,355	32,512	0	0	0
CN	0	5,417	265,449	0	0
Totals	1,355	37,929	265,449	0	0

Washington State S. T. I. P.

2017 to 2020

(Project Funds to Nearest Dollar)

MPO/RTPO: Okanogan Co.

N Inside

Y Outside

November 17, 2017

County:

Agency: WSDOT - NC

Func Cls	Project Number	PIN	STIP ID	Imp Type	Total Project Length	Environmental Type	RW Required	Begin Termini	End Termini	Total Est. Cost of Project	STIP Amend. No.
00		200007K	200007KOK	21		CE	No	Various	Various	133,333	

NCR 17-19 Regionwide Shoulder Rumble Strip Installation

This project will install shoulder rumble strips and misc associated items.

Funding

Phase	Start Date	Federal	Fund Code	Federal Funds		State Fund Code	State Funds	Local Funds	Total
PE	2017		HSIP	12,800			0	533	13,333
CN	2017		HSIP	117,600			0	2,400	120,000
Project Totals				130,400			0	2,933	133,333

Expenditure Schedule

Phase	1st	2nd	3rd	4th	5th & 6th
PE	533	12,800	0	0	0
CN	2,400	117,600	0	0	0
Totals	2,933	130,400	0	0	0

Washington State S. T. I. P.

2017 to 2020

(Project Funds to Nearest Dollar)

MPO/RTPO: Okanogan Co.

N Inside

Y Outside

November 17, 2017

County:

Agency: WSDOT - NC

Func Cls	Project Number	PIN	STIP ID	Imp Type	Total Project Length	Environmental Type	RW Required	Begin Termini	End Termini	Total Est. Cost of Project	STIP Amend. No.
00		200007W	200007WOK	21		CE	No	Various	Various	1,333,333	

NCR 17-19 Weathering Steel Guardrail Rehabilitation

This project will replace weathering steel beam guardrail at select locations.

Funding

Phase	Start Date	Federal	Fund Code	Federal Funds		State Funds	Local Funds	Total
				Federal Funds	State Fund Code			
PE	2017		HSIP	64,000		0	2,667	66,667
CN	2017		HSIP	1,241,333		0	25,333	1,266,666
Project Totals				1,305,333		0	28,000	1,333,333

Expenditure Schedule

Phase	1st	2nd	3rd	4th	5th & 6th
PE	2,667	64,000	0	0	0
CN	25,333	1,241,333	0	0	0
Totals	28,000	1,305,333	0	0	0

Washington State S. T. I. P.

2017 to 2020

(Project Funds to Nearest Dollar)

MPO/RTPO: Okanogan Co.

N Inside

Y Outside

November 17, 2017

County:

Agency: WSDOT - NC

Func Cls	Project Number	PIN	STIP ID	Imp Type	Total Project Length	Environmental Type	RW Required	Begin Termini	End Termini	Total Est. Cost of Project	STIP Amend. No.
00		200000U	200000UOK	21		CE	No	Various	Various	152,983	

NCR Centerline Rumble Strips/Section C

This project will install centerline rumble strips and misc associated items.

Funding

Phase	Start Date	Federal	Fund Code	Federal Funds		State Funds	Local Funds	Total
				Federal	State Fund Code			
PE	2017		HSIP	20,577		0	857	21,434
CN	2017		HSIP	128,918		0	2,631	131,549
Project Totals				149,495		0	3,488	152,983

Expenditure Schedule

Phase	1st	2nd	3rd	4th	5th & 6th
PE	20,577	857	0	0	0
CN	2,631	128,918	0	0	0
Totals	23,208	129,775	0	0	0

Washington State S. T. I. P.

2017 to 2020

(Project Funds to Nearest Dollar)

MPO/RTPO: Okanogan Co.

N Inside

Y Outside

November 17, 2017

County:

Agency: WSDOT - NC

Func Cls	Project Number	PIN	STIP ID	Imp Type	Total Project Length	Environmental Type	RW Required	Begin Termini	End Termini	Total Est. Cost of Project	STIP Amend. No.
00		200000Z	200000ZOK	21		CE	No	Various	Various	120,000	

NCR Guardrail Update 17-19

This project will update barrier/guardrail throughout NCR.

Funding

Phase	Start Date	Federal	Fund Code	Federal Funds		State Fund Code	State Funds	Local Funds	Total
PE	2017		HSIP	18,432			0	768	19,200
CN	2018		HSIP	98,784			0	2,016	100,800
Project Totals				117,216			0	2,784	120,000

Expenditure Schedule

Phase	1st	2nd	3rd	4th	5th & 6th
PE	768	18,432	0	0	0
CN	0	2,016	98,784	0	0
Totals	768	20,448	98,784	0	0

Washington State S. T. I. P.

2017 to 2020

(Project Funds to Nearest Dollar)

MPO/RTPO: Okanogan Co.

N Inside

Y Outside

November 17, 2017

County:

Agency: WSDOT - NC

Func Cls	Project Number	PIN	STIP ID	Imp Type	Total Project Length	Environmental Type	RW Required	Begin Termini	End Termini	Total Est. Cost of Project	STIP Amend. No.
00		200000W	200000WOK	44		CE	No	Various	Various	33,000	

NCR Sign Update 15-17

Signs will be updated to provide adequate warning time for the traveling public.

Funding

Phase	Start Date	Federal Fund Code	Federal Funds		State Fund Code	State Funds	Local Funds	Total	
			Federal	Fund Code					
CN	2017			STP		25,970	0	530	26,500
Project Totals						25,970	0	530	26,500

Expenditure Schedule

Phase	1st	2nd	3rd	4th	5th & 6th
CN	26,500	0	0	0	0
Totals	26,500	0	0	0	0

Washington State S. T. I. P.

2017 to 2020

(Project Funds to Nearest Dollar)

MPO/RTPO: Okanogan Co.

N Inside

Y Outside

November 17, 2017

County:

Agency: WSDOT - NC

Func Cls	Project Number	PIN	STIP ID	Imp Type	Total Project Length	Environmental Type	RW Required	Begin Termini	End Termini	Total Est. Cost of Project	STIP Amend. No.
06	0153(446)	215300J	215300J	47	0.090	CE	Yes	11.83	11.92	1,696,338	

SR 153/Methow River Bridge MP 11.8 - Structural Rehabilitation

This project will repair and preserve existing bridge structural column elements through various methods. Other minor miscellaneous work associated with structural repair/preservation will be performed as needed.

Funding

Phase	Start Date	Federal Fund Code	Federal Funds	State Fund Code	State Funds	Local Funds	Total
RW	2017	STP	21,736		0	444	22,180
CN	2017	STP	1,415,569		0	28,889	1,444,458
Project Totals			1,437,305		0	29,333	1,466,638

Expenditure Schedule

Phase	1st	2nd	3rd	4th	5th & 6th
RW	22,180	0	0	0	0
CN	28,889	1,415,569	0	0	0
Totals	51,069	1,415,569	0	0	0

Washington State S. T. I. P.

2017 to 2020

(Project Funds to Nearest Dollar)

MPO/RTPO: Okanogan Co.

N Inside

Y Outside

November 17, 2017

County:

Agency: WSDOT - NC

Func Cls	Project Number	PIN	STIP ID	Imp Type	Total Project Length	Environmental Type	RW Required	Begin Termini	End Termini	Total Est. Cost of Project	STIP Amend. No.
06	0153(446)	215300K	215300K	47	0.080	CE	No	13.45	13.53	309,889	17-03

SR 153/Methow River Bridge MP 13.5 - Structural Rehabilitation

This project will repair and preserve existing bridge structural column elements through various methods. Other minor miscellaneous work associated with structural repair/preservation will be performed as needed.

Funding

Phase	Start Date	Federal	Fund Code	Federal Funds	State Fund Code	State Funds	Local Funds	Total
CN	2017		STP	215,428		0	4,396	219,824
Project Totals				215,428		0	4,396	219,824

Expenditure Schedule

Phase	1st	2nd	3rd	4th	5th & 6th
CN	211,515	8,309	0	0	0
Totals	211,515	8,309	0	0	0

Washington State S. T. I. P.

2017 to 2020

(Project Funds to Nearest Dollar)

MPO/RTPO: Okanogan Co.

N Inside

Y Outside

November 17, 2017

County:

Agency: WSDOT - NC

Func Cls	Project Number	PIN	STIP ID	Imp Type	Total Project Length	Environmental Type	RW Required	Begin Termini	End Termini	Total Est. Cost of Project	STIP Amend. No.
06	0153(446)	215300M	215300M	47	0.080	CE	Yes	22.31	22.39	833,705	

SR 153/Methow River Bridge MP 22.3 - Structural Rehabilitation

This project will repair and preserve existing bridge structural column elements through various methods. Other minor miscellaneous work associated with structural repair/preservation will be performed as needed.

Funding

Phase	Start Date	Federal	Fund Code	Federal Funds		State Fund Code	State Funds	Local Funds	Total
RW	2017		STP	21,736			0	444	22,180
CN	2017		STP	618,894			0	12,630	631,524
Project Totals				640,630			0	13,074	653,704

Expenditure Schedule

Phase	1st	2nd	3rd	4th	5th & 6th
RW	22,180	0	0	0	0
CN	12,630	618,894	0	0	0
Totals	34,810	618,894	0	0	0

Washington State S. T. I. P.

2017 to 2020

(Project Funds to Nearest Dollar)

MPO/RTPO: Okanogan Co.

N Inside

Y Outside

November 17, 2017

County:

Agency: WSDOT - NC

Func Cls	Project Number	PIN	STIP ID	Imp Type	Total Project Length	Environmental Type	RW Required	Begin Termini	End Termini	Total Est. Cost of Project	STIP Amend. No.
06	0153(446)	215300L	215300L	47	5.820	CE	No	15.51	21.33	939,394	17-04

SR 153/Methow River Bridges - Structural Rehabilitation

This project will repair and preserve existing bridge structural column elements on bridges 153/15, 153/16, 153/17 through various methods. Other minor miscellaneous work associated with structural repair/preservation will be performed as needed.

Funding

Phase	Start Date	Federal	Fund Code	Federal Funds		State Funds	Local Funds	Total
				Fund Code	Funds			
PE	2017		STP		96,000	0	4,000	100,000
CN	2017		STP		599,832	0	12,241	612,073
Project Totals					695,832	0	16,241	712,073

Expenditure Schedule

Phase	1st	2nd	3rd	4th	5th & 6th
PE	30,000	70,000	0	0	0
CN	597,302	14,771	0	0	0
Totals	627,302	84,771	0	0	0

Washington State S. T. I. P.

2017 to 2020

(Project Funds to Nearest Dollar)

MPO/RTPO: Okanogan Co.

N Inside

Y Outside

November 17, 2017

County:

Agency: WSDOT - NC

Func Cls	Project Number	PIN	STIP ID	Imp Type	Total Project Length	Environmental Type	RW Required	Begin Termini	End Termini	Total Est. Cost of Project	STIP Amend. No.
06		215500P	215500POK	21	0.290	CE	No	28.21	28.50	231,600	

SR 155 Grand Coulee Bridge - Upgrade Illumination

Upgrade existing illumination system.

Funding

Phase	Start Date	Federal	Fund Code	Federal Funds		State Fund Code	State Funds	Local Funds	Total
PE	2017		STP	31,239			0	1,302	32,541
CN	2018		STP	195,078			0	3,981	199,059
Project Totals				226,317			0	5,283	231,600

Expenditure Schedule

Phase	1st	2nd	3rd	4th	5th & 6th
PE	15,000	17,541	0	0	0
CN	0	3,981	195,078	0	0
Totals	15,000	21,522	195,078	0	0

Washington State S. T. I. P.

2017 to 2020

(Project Funds to Nearest Dollar)

MPO/RTPO: Okanogan Co.

N Inside

Y Outside

November 17, 2017

County:

Agency: WSDOT - NC

Func Cls	Project Number	PIN	STIP ID	Imp Type	Total Project Length	Environmental Type	RW Required	Begin Termini	End Termini	Total Est. Cost of Project	STIP Amend. No.
06		202001F	202001F	06	0.020	CE	No	155.46	155.48	102,524	

SR 20/2 Miles W of Rainy Pass - Drainage Improvement

This culvert will be rehabilitated to extend the life and avoid roadway failure.

Funding

Phase	Start Date	Federal	Fund Code	Federal Funds		State Fund Code	State Funds	Local Funds	Total
PE	2017			0		CWA	19,300	0	19,300
CN	2018			0		CWA	83,224	0	83,224
Project Totals				0			102,524	0	102,524

Expenditure Schedule

Phase	1st	2nd	3rd	4th	5th & 6th
PE	10,000	9,300	0	0	0
CN	0	40,000	43,224	0	0
Totals	10,000	49,300	43,224	0	0

Washington State S. T. I. P.

2017 to 2020

(Project Funds to Nearest Dollar)

MPO/RTPO: Okanogan Co.

N Inside

Y Outside

November 17, 2017

County:

Agency: WSDOT - NC

Func Cls	Project Number	PIN	STIP ID	Imp Type	Total Project Length	Environmental Type	RW Required	Begin Termini	End Termini	Total Est. Cost of Project	STIP Amend. No.
02		202000J	202000J	21	0.150	CE	No	149.90	150.05	695,032	

SR 20/7 Mi. W of Rainy Pass - Flood Deflection Berm

Heavy localized rainfalls have relocated drainage ravines. These events have plugged culverts and overtopped the roadway. This project will construct a berm to redirect flowing mud and debris from the ravine into the ditch line parallel to the highway. This will mitigate delays to the travelling public and protect the highway.

Funding

Phase	Start Date	Federal Fund Code	Federal Funds		State Fund Code	State Funds	Local Funds	Total
			Federal	Funds				
CN	2017	WFL		681,131		0	13,901	695,032
Project Totals				681,131		0	13,901	695,032

Expenditure Schedule

Phase	1st	2nd	3rd	4th	5th & 6th
CN	32	695,000	0	0	0
Totals	32	695,000	0	0	0

Washington State S. T. I. P.

2017 to 2020

(Project Funds to Nearest Dollar)

MPO/RTPO: Okanogan Co.

N Inside

Y Outside

November 17, 2017

County:

Agency: WSDOT - NC

Func Cls	Project Number	PIN	STIP ID	Imp Type	Total Project Length	Environmental Type	RW Required	Begin Termini	End Termini	Total Est. Cost of Project	STIP Amend. No.
02		202000W	202000W	21	0.200	CE	No	288.6	288.90	282,657	

SR 20/Wauconda Summit - RWIS and Camera

This project will design and install a road and weather information system. This system will likely include at least one camera as well.

Funding

Phase	Start Date	Federal Fund Code	Federal Funds		State Fund Code	State Funds	Local Funds	Total
			Federal	Funds				
CN	2017	WFL		199,221		0	31,092	230,313
Project Totals				199,221		0	31,092	230,313

Expenditure Schedule

Phase	1st	2nd	3rd	4th	5th & 6th
CN	230,313	0	0	0	0
Totals	230,313	0	0	0	0

Washington State S. T. I. P.

2017 to 2020

(Project Funds to Nearest Dollar)

MPO/RTPO: Okanogan Co.

N Inside

Y Outside

November 17, 2017

County:

Agency: WSDOT - NC

Func Cls	Project Number	PIN	STIP ID	Imp Type	Total Project Length	Environmental Type	RW Required	Begin Termini	End Termini	Total Est. Cost of Project	STIP Amend. No.
02		209700R	209700R	05	0.080	CE	No	291.90	291.98	972,022	

US 97/Okanogan River Bridge at Omak - Deck Repair

This project will rehabilitate the existing bridge deck. The bridge deck will be preserved and the life of the bridge extended.

Funding

Phase	Start Date	Federal Fund Code	Federal Funds		State Fund Code	State Funds	Local Funds	Total
			Federal	Fund Code				
PE	2017	NHPP	88,116			0	3,672	91,788
CN	2018	NHPP	862,630			0	17,604	880,234
Project Totals			950,746			0	21,276	972,022

Expenditure Schedule

Phase	1st	2nd	3rd	4th	5th & 6th
PE	60,000	31,788	0	0	0
CN	0	880,234	0	0	0
Totals	60,000	912,022	0	0	0

Federal Funds		State Funds	Local Funds	Total
Agency Totals for WSDOT - NC		17,874,277	102,524	18,377,799

Washington State S. T. I. P.

2017 to 2020

(Project Funds to Nearest Dollar)

MPO/RTPO: Palouse RTPO

N Inside

Y Outside

November 17, 2017

County: Asotin

Agency: Asotin Co.

Func Cls	Project Number	PIN	STIP ID	Imp Type	Total Project Length	Environmental Type	RW Required	Begin Termini	End Termini	Total Est. Cost of Project	STIP Amend. No.
07			0202	04	1.550	CE	Yes	MP 19.00	20.55	2,001,490	17-06

Snake River Road (MP 19.00 - MP 20.55)

Improve roadway geometrics, drainage, surfacing, reconstruct and widen 2 lane roadway and install guardrail.

Funding

Phase	Start Date	Federal	Fund Code	Federal Funds		State Funds	Local Funds	Total
				Federal Funds	State Fund Code			
RW	2017			0	CRAB	400,000	40,000	440,000
CN	2018			0	CRAB	1,249,000	12,490	1,261,490
Project Totals				0		1,649,000	52,490	1,701,490

Expenditure Schedule

Phase	1st	2nd	3rd	4th	5th & 6th
RW	440,000	0	0	0	0
CN	0	1,261,490	0	0	0
Totals	440,000	1,261,490	0	0	0

Washington State S. T. I. P.

2017 to 2020

(Project Funds to Nearest Dollar)

MPO/RTPO: Palouse RTPO

N Inside

Y Outside

November 17, 2017

County: Asotin

Agency: Asotin Co.

Func Cls	Project Number	PIN	STIP ID	Imp Type	Total Project Length	Environmental Type	RW Required	Begin Termini	End Termini	Total Est. Cost of Project	STIP Amend. No.
07	C023(010)		0203	04	1.420	CE	Yes	20.55	21.97	2,812,828	17-06

Snake River Road (MP 20.55 - MP 21.97)

Improve roadway geometrics, drainage, surfacing, reconstruct and widen 2 lane roadway and install guardrail.

Funding

Phase	Start Date	Federal Fund Code	Federal Funds		State Fund Code	State Funds	Local Funds	Total
RW	2017			0	CRAB	135,000	15,000	150,000
CN	2018			0	CRAB	2,073,000	230,000	2,303,000
Project Totals				0		2,208,000	245,000	2,453,000

Expenditure Schedule

Phase	1st	2nd	3rd	4th	5th & 6th
RW	150,000	0	0	0	0
CN	0	2,303,000	0	0	0
Totals	150,000	2,303,000	0	0	0

Federal Funds			State Funds	Local Funds	Total
Agency Totals for Asotin Co.			0	3,857,000	297,490
					4,154,490

Washington State S. T. I. P.

2017 to 2020

(Project Funds to Nearest Dollar)

MPO/RTPO: Palouse RTPO

N Inside

Y Outside

November 17, 2017

County: Columbia

Agency: Columbia Co.

Func Cls	Project Number	PIN	STIP ID	Imp Type	Total Project Length	Environmental Type	RW Required	Begin Termini	End Termini	Total Est. Cost of Project	STIP Amend. No.
07	D071(004)		WA-03333	11	0.260	CE	Yes	12.96	13.22	3,512,580	17-01

Starbuck Bridge Replacement

Bridge Replacement. Current sufficiency rating of 16.47 and structuaraly deficient.

Funding

Phase	Start Date	Federal	Fund Code	Federal Funds		State Fund Code	State Funds	Local Funds	Total
RW	2017		STP(BR)	120,000		CRAB	30,000	0	150,000
CN	2019		STP(BR)	2,243,680		CRAB	597,500	0	2,841,180
Project Totals				2,363,680			627,500	0	2,991,180

Expenditure Schedule

Phase	1st	2nd	3rd	4th	5th & 6th
RW	150,000	0	0	0	0
CN	0	0	2,841,180	0	0
Totals	150,000	0	2,841,180	0	0

Washington State S. T. I. P.

2017 to 2020

(Project Funds to Nearest Dollar)

MPO/RTPO: Palouse RTPO

N Inside

Y Outside

November 17, 2017

County: Columbia

Agency: Columbia Co.

Func Cls	Project Number	PIN	STIP ID	Imp Type	Total Project Length	Environmental Type	RW Required	Begin Termini	End Termini	Total Est. Cost of Project	STIP Amend. No.
07	P071(001)		WA-03313	04	2.600	CE	Yes	12.95	15.55	2,374,489	1706 AdMod

Tucannon Road - Phase 3

Correct some horizontal curves, widen 2 lane road, full depth reclamation, pave with ACP, add/upgrade bridge rail.

Funding

Phase	Start Date	Federal Fund Code	Federal Funds		State Fund Code	State Funds	Local Funds	Total
			Federal	Fund Code				
CN	2017	STP(R)	293,648	CRAB	930,000	0	1,223,648	
CN	2017	HSIP	168,750		0	0	168,750	
CN	2017	WFL	223,000		0	0	223,000	
CN	2018	STP(R)	317,112		0	0	317,112	
CN	2019	STP(R)	317,112		0	0	317,112	
CN	2020	STP(R)	124,867		0	0	124,867	
Project Totals			1,444,489		930,000	0	2,374,489	

Expenditure Schedule

Phase	1st	2nd	3rd	4th	5th & 6th
CN	1,615,398	317,112	317,112	124,867	0
Totals	1,615,398	317,112	317,112	124,867	0

Washington State S. T. I. P.

2017 to 2020

(Project Funds to Nearest Dollar)

MPO/RTPO: Palouse RTPO

N Inside

Y Outside

November 17, 2017

County: Columbia

Agency: Columbia Co.

Func Cls	Project Number	PIN	STIP ID	Imp Type	Total Project Length	Environmental Type	RW Required	Begin Termini	End Termini	Total Est. Cost of Project	STIP Amend. No.
08	07RG(001)		WA-03320	11	0.380	CE	Yes	0	.38	2,433,458	17-01

Vernon Smith Bridge Replacement

Bridge replacement. Current sufficiency rating of 21.03 and structurally deficient.

Funding

Phase	Start Date	Federal	Fund Code	Federal Funds		State Fund Code	State Funds	Local Funds	Total
RW	2017		STP(BR)	32,000		CRAB	8,000	0	40,000
CN	2018		STP(BR)	1,574,568		CRAB	464,500	0	2,039,068
Project Totals				1,606,568			472,500	0	2,079,068

Expenditure Schedule

Phase	1st	2nd	3rd	4th	5th & 6th
RW	40,000	0	0	0	0
CN	0	2,039,068	0	0	0
Totals	40,000	2,039,068	0	0	0

	Federal Funds	State Funds	Local Funds	Total
Agency Totals for Columbia Co.	5,414,737	2,030,000	0	7,444,737

Washington State S. T. I. P.

2017 to 2020

(Project Funds to Nearest Dollar)

MPO/RTPO: Palouse RTPO

N Inside

Y Outside

November 17, 2017

County: Columbia

Agency: Dayton

Func Cls	Project Number	PIN	STIP ID	Imp Type	Total Project Length	Environmental Type	RW Required	Begin Termini	End Termini	Total Est. Cost of Project	STIP Amend. No.
02			WA-04542	28	0.500	CE	No	N. Pine Street	N. Front Street	273,000	1710 AdMod

Main Street Safety Enhancement Project Phase 2

Construct new sidewalk with ADA Accessibility including other safety and beautification enhancements.

Funding

Phase	Start Date	Federal	Fund Code	Federal Funds	State Fund Code	State Funds	Local Funds	Total
PE	2018		TAP(R)	19,950		0	1,050	21,000
Project Totals				19,950		0	1,050	21,000

Expenditure Schedule

Phase	1st	2nd	3rd	4th	5th & 6th
PE	0	21,000	0	0	0
Totals	0	21,000	0	0	0

	Federal Funds	State Funds	Local Funds	Total
Agency Totals for Dayton	19,950	0	1,050	21,000

Washington State S. T. I. P.

2017 to 2020

(Project Funds to Nearest Dollar)

MPO/RTPO: Palouse RTPO

N Inside

Y Outside

November 17, 2017

County: Garfield

Agency: Garfield Co.

Func Cls	Project Number	PIN	STIP ID	Imp Type	Total Project Length	Environmental Type	RW Required	Begin Termini	End Termini	Total Est. Cost of Project	STIP Amend. No.
07			WA-09722	05		CE	No	Various	Various	663,606	17-03

2017 Preservation Project

Seal Coat - Iron Springs Rd, Sweeney Gulch Rd, Ledgerwood Rd, Ledgerwood Spur Rd, Valentine Rd and Kirby-Mayview Rd

Funding

Phase	Start Date	Federal	Fund Code	Federal Funds		State Funds	Local Funds	Total
				Federal	State Fund Code			
PE	2017		STP(R)	26,574		0	4,148	30,722
CN	2017		STP(R)	374,302		0	58,417	432,719
CN	2018		STP(R)	173,143		0	27,022	200,165
Project Totals				574,019		0	89,587	663,606

Expenditure Schedule

Phase	1st	2nd	3rd	4th	5th & 6th
PE	30,722	0	0	0	0
CN	432,719	200,165	0	0	0
Totals	463,441	200,165	0	0	0

Washington State S. T. I. P.

2017 to 2020

(Project Funds to Nearest Dollar)

MPO/RTPO: Palouse RTPO

N Inside

Y Outside

November 17, 2017

County: Garfield

Agency: Garfield Co.

Func Cls	Project Number	PIN	STIP ID	Imp Type	Total Project Length	Environmental Type	RW Required	Begin Termini	End Termini	Total Est. Cost of Project	STIP Amend. No.
00			WA-09721	47		CE	No	Various	Various	186,500	17-07

Bridge Load Rating

Review, Revise and Update as necessary Load Ratings all Garfield County Bridges and City of Pomeroy Bridges.

Funding

Phase	Start Date	Federal	Fund Code	Federal Funds		State Fund Code	State Funds	Local Funds	Total
PE	2017		STP(R)	43,000			0	7,000	50,000
PE	2018		STP(R)	118,322			0	18,178	136,500
Project Totals				161,322			0	25,178	186,500

Expenditure Schedule

Phase	1st	2nd	3rd	4th	5th & 6th
PE	50,000	136,500	0	0	0
Totals	50,000	136,500	0	0	0

Washington State S. T. I. P.

2017 to 2020

(Project Funds to Nearest Dollar)

MPO/RTPO: Palouse RTPO

N Inside

Y Outside

November 17, 2017

County: Garfield

Agency: Garfield Co.

Func Cls	Project Number	PIN	STIP ID	Imp Type	Total Project Length	Environmental Type	RW Required	Begin Termini	End Termini	Total Est. Cost of Project	STIP Amend. No.
00	000S(453)		WA-06999	21		CE	No	N/A	N/A	300,000	17-01

County Wide Safety Project

Construct safety improvements based on the County Wide Safety plan recommendations and priorities. Project elements may include signing, guardrail, bridge rail, obstruction removal or relocation, slope flattening, or other safety hazard removal/mitigation.

Funding

Phase	Start Date	Federal	Fund Code	Federal Funds		State Fund Code	State Funds	Local Funds	Total
PE	2017		HSIP	22,500			0	2,500	25,000
CN	2017		HSIP	250,000			0	25,000	275,000
Project Totals				272,500			0	27,500	300,000

Expenditure Schedule

Phase	1st	2nd	3rd	4th	5th & 6th
PE	25,000	0	0	0	0
CN	275,000	0	0	0	0
Totals	300,000	0	0	0	0

Washington State S. T. I. P.

2017 to 2020

(Project Funds to Nearest Dollar)

MPO/RTPO: Palouse RTPO

N Inside

Y Outside

November 17, 2017

County: Garfield

Agency: Garfield Co.

Func Cls	Project Number	PIN	STIP ID	Imp Type	Total Project Length	Environmental Type	RW Required	Begin Termini	End Termini	Total Est. Cost of Project	STIP Amend. No.
07			3655	04	2.600	CE	Yes	11.24	13.84	190,000	17-01

Gould City-Mayview Phase 3

Widening, earthwork, BST, Drainage, Ballast, Grading, Signing, Striping, Delineation, Guardrail

Funding

Phase	Start Date	Federal Funds		State Funds		Local Funds	Total
		Federal	Fund Code	State Fund Code	State Funds		
CN	2017					120,000	120,000
Project Totals						120,000	120,000

Expenditure Schedule

Phase	1st	2nd	3rd	4th	5th & 6th
CN	190,000	0	0	0	0
Totals	190,000	0	0	0	0

Washington State S. T. I. P.

2017 to 2020

(Project Funds to Nearest Dollar)

MPO/RTPO: Palouse RTPO

N Inside

Y Outside

November 17, 2017

County: Garfield

Agency: Garfield Co.

Func Cls	Project Number	PIN	STIP ID	Imp Type	Total Project Length	Environmental Type	RW Required	Begin Termini	End Termini	Total Est. Cost of Project	STIP Amend. No.
07			WA-05082	04	2.740	CE	Yes	13.84	16.581	2,035,000	17-01

Gould City-Mayview Phase 4

Widening, earthwork (horizontal and vertical alignment correction), BST, drainage, Ballast, Grading, Signing, Striping, Delineation, Guardrail,

Funding

Phase	Start Date	Federal	Fund Code	Federal Funds		State Funds	Local Funds	Total
				State Fund Code				
PE	2017			0	CRAB	140,000	14,000	154,000
RW	2017			0	CRAB	10,000	1,000	11,000
CN	2018			0	CRAB	1,700,000	170,000	1,870,000
Project Totals				0		1,850,000	185,000	2,035,000

Expenditure Schedule

Phase	1st	2nd	3rd	4th	5th & 6th
PE	100,000	54,000	0	0	0
RW	0	11,000	0	0	0
CN	0	1,870,000	0	0	0
Totals	100,000	1,935,000	0	0	0

Washington State S. T. I. P.

2017 to 2020

(Project Funds to Nearest Dollar)

MPO/RTPO: Palouse RTPO

N Inside

Y Outside

November 17, 2017

County: Garfield

Agency: Garfield Co.

Func Cls	Project Number	PIN	STIP ID	Imp Type	Total Project Length	Environmental Type	RW Required	Begin Termini	End Termini	Total Est. Cost of Project	STIP Amend. No.
07			WA-06454	04	1.160	EA	No	0.285	1.448	1,636,598	17-01

Peola Road Reconstruction MP 0.50 to 1.57

Reconstruct to 50 MPH All Weather Standard. Work includes Hot Mix Asphalt Pavement, Ballast, Excavation, Embankment, Drainage, Signing, Striping, Delineation, Guardrail, etc

Funding

Phase	Start Date	Federal Fund Code	Federal Funds	State Fund Code	State Funds	Local Funds	Total
PE	2017	WFL	64,548		0	17,000	81,548
CN	2017	WFL	1,372,050		0	183,000	1,555,050
Project Totals			1,436,598		0	200,000	1,636,598

Expenditure Schedule

Phase	1st	2nd	3rd	4th	5th & 6th
PE	81,548	0	0	0	0
CN	1,555,050	0	0	0	0
Totals	1,636,598	0	0	0	0

	Federal Funds	State Funds	Local Funds	Total
Agency Totals for Garfield Co.	2,444,439	1,850,000	647,265	4,941,704

Washington State S. T. I. P.

2017 to 2020

(Project Funds to Nearest Dollar)

MPO/RTPO: Palouse RTPO

N Inside

Y Outside

November 17, 2017

County: Garfield

Agency: Pomeroy

Func Cls	Project Number	PIN	STIP ID	Imp Type	Total Project Length	Environmental Type	RW Required	Begin Termini	End Termini	Total Est. Cost of Project	STIP Amend. No.
17	A121(002)		WA-03818	11	0.060	CE	Yes	0.064	.122	1,490,000	17-02

6th Street Bridge

Replace existing structure, paving, sidewalks,signing, water, minor earthwork

Funding

Phase	Start Date	Federal	Fund Code	Federal Funds		State Fund Code	State Funds	Local Funds	Total
RW	2017		STP(BR)	800		TIB	200	0	1,000
CN	2018		STP(BR)	1,019,200		TIB	254,800	0	1,274,000
Project Totals				1,020,000			255,000	0	1,275,000

Expenditure Schedule

Phase	1st	2nd	3rd	4th	5th & 6th
RW	1,000	0	0	0	0
CN	0	1,274,000	0	0	0
Totals	1,000	1,274,000	0	0	0

				Federal Funds	State Funds	Local Funds	Total
Agency Totals for Pomeroy				1,020,000	255,000	0	1,275,000

Washington State S. T. I. P.

2017 to 2020

(Project Funds to Nearest Dollar)

MPO/RTPO: Palouse RTPO

N Inside

Y Outside

November 17, 2017

County: Whitman

Agency: Pullman

Func Cls	Project Number	PIN	STIP ID	Imp Type	Total Project Length	Environmental Type	RW Required	Begin Termini	End Termini	Total Est. Cost of Project	STIP Amend. No.
07	9938(005)		WA-08781	06		CE	No	Various	Various	1,573,300	17-01

Arterial Streets Resurfacing 2017

Resurfacing B Street from Stadium Way to Colorado Street, Colorado Street from Opal Street to C Street, Valley Road from Stadium Way to Cove Way (north), Merman Drive from Valley Road to Terre View Drive; grind and mix existing HMA and base rock. Upgrade ADA ramps.

Funding

Phase	Start Date	Federal	Fund Code	Federal Funds		State Funds	Local Funds	Total
				Federal	State Fund Code			
CN	2017		STP(US)	520,117		0	81,151	601,268
CN	2018		STP(US)	602,252		0	93,993	696,245
CN	2019		STP(US)	159,531		0	66,406	225,937
Project Totals				1,281,900		0	241,550	1,523,450

Expenditure Schedule

Phase	1st	2nd	3rd	4th	5th & 6th
CN	601,118	696,245	225,937	0	0
Totals	601,118	696,245	225,937	0	0

Washington State S. T. I. P.

2017 to 2020

(Project Funds to Nearest Dollar)

MPO/RTPO: Palouse RTPO

N Inside

Y Outside

November 17, 2017

County: Whitman

Agency: Pullman

Func Cls	Project Number	PIN	STIP ID	Imp Type	Total Project Length	Environmental Type	RW Required	Begin Termini	End Termini	Total Est. Cost of Project	STIP Amend. No.
14			WA-09812	38	0.000	CE	No			77,000	17-02

Pullman Pedestrian Signal Improvements

Improve bicycle and pedestrian crossings by replacing pedestrian signals (88) with countdown pedestrian signals at 14 traffic signals within Pullman city limits.

Funding

Phase	Start Date	Federal	Fund Code	Federal Funds	State Fund Code	State Funds	Local Funds	Total
PE	2017			0		0	5,500	5,500
CN	2018		TAP(UL)	68,500		0	3,000	71,500
Project Totals				68,500		0	8,500	77,000

Expenditure Schedule

Phase	1st	2nd	3rd	4th	5th & 6th
PE	5,500	0	0	0	0
CN	0	71,500	0	0	0
Totals	5,500	71,500	0	0	0

	Federal Funds	State Funds	Local Funds	Total
Agency Totals for Pullman	1,350,400	0	250,050	1,600,450

Washington State S. T. I. P.

2017 to 2020

(Project Funds to Nearest Dollar)

MPO/RTPO: Palouse RTPO

N Inside

Y Outside

November 17, 2017

County: Whitman

Agency: Uniontown

Func Cls	Project Number	PIN	STIP ID	Imp Type	Total Project Length	Environmental Type	RW Required	Begin Termini	End Termini	Total Est. Cost of Project	STIP Amend. No.
02	0195(060)		WA-08792	28	0.540	CE	No	S City limit to Frank	Owen St to Dahmen Barn	366,228	17-08

SR 195 (Montgomery Street) Uniontown

This project constructs concrete sidewalk with curb and ADA-compliant ramps on the west side of Montgomery Street (SR 195) from Weile Drive to Frank Street from south of Owen Street to the Dahmen Barn. Culvert installation at intersections allow drainage to flow unimpeded along the highway. The project completes the sidewalk system along SR 195 in Uniontown.

Funding

Phase	Start Date	Federal	Fund Code	Federal Funds		State Funds	Local Funds	Total	
				State Fund Code					
CN	2017				0	TIB	306,228	0	306,228
Project Totals					0		306,228	0	306,228

Expenditure Schedule

Phase	1st	2nd	3rd	4th	5th & 6th
CN	306,228	0	0	0	0
Totals	306,228	0	0	0	0

Agency Totals for Uniontown	Federal Funds		State Funds	Local Funds	Total
	0		306,228	0	306,228

Washington State S. T. I. P.

2017 to 2020

(Project Funds to Nearest Dollar)

MPO/RTPO: Palouse RTPO

N Inside

Y Outside

November 17, 2017

County: Whitman

Agency: Whitman Co.

Func Cls	Project Number	PIN	STIP ID	Imp Type	Total Project Length	Environmental Type	RW Required	Begin Termini	End Termini	Total Est. Cost of Project	STIP Amend. No.
07			WA-02039	04	2.570	CE	Yes	5.82	7.96	4,460,000	1701 AdMod

Almota Road

Widen and resurface including improving site distance and clear zone.

Funding

Phase	Start Date	Federal	Fund Code	Federal Funds	State Fund Code	State Funds	Local Funds	Total
PE	2017		STP(R)	27,000	CRAB	243,000	0	270,000
RW	2018			0	CRAB	27,000	3,000	30,000
CN	2019		STP(R)	416,000	CRAB	3,744,000	0	4,160,000
Project Totals				443,000		4,014,000	3,000	4,460,000

Expenditure Schedule

Phase	1st	2nd	3rd	4th	5th & 6th
PE	135,000	135,000	0	0	0
RW	0	30,000	0	0	0
CN	0	0	4,160,000	0	0
Totals	135,000	165,000	4,160,000	0	0

Washington State S. T. I. P.

2017 to 2020

(Project Funds to Nearest Dollar)

MPO/RTPO: Palouse RTPO

N Inside

Y Outside

November 17, 2017

County: Whitman

Agency: Whitman Co.

Func Cls	Project Number	PIN	STIP ID	Imp Type	Total Project Length	Environmental Type	RW Required	Begin Termini	End Termini	Total Est. Cost of Project	STIP Amend. No.
07	I382(005)		WA-01988	04	3.600	CE	Yes	7.96	11.56	4,001,500	

Almota Road, 8000-8

Work will consist of grading, draining, widening, improving site distance and surfacing.

Funding

Phase	Start Date	Federal	Fund Code	Federal Funds		State Fund Code	State Funds	Local Funds	Total
RW	2017				0	CRAB	27,000	3,000	30,000
CN	2017		STP(R)		91,431	CRAB	2,373,798	0	2,465,229
CN	2018		STP(R)		687,670		0	0	687,670
CN	2019		STP(R)		707,101		0	0	707,101
Project Totals					1,486,202		2,400,798	3,000	3,890,000

Expenditure Schedule

Phase	1st	2nd	3rd	4th	5th & 6th
RW	30,000	0	0	0	0
CN	2,465,229	687,670	707,101	0	0
Totals	2,495,229	687,670	707,101	0	0

Washington State S. T. I. P.

2017 to 2020

(Project Funds to Nearest Dollar)

MPO/RTPO: Palouse RTPO

N Inside

Y Outside

November 17, 2017

County: Whitman

Agency: Whitman Co.

Func Cls	Project Number	PIN	STIP ID	Imp Type	Total Project Length	Environmental Type	RW Required	Begin Termini	End Termini	Total Est. Cost of Project	STIP Amend. No.
07			WA-09193	05		CE	No	Varies	Varies	1,464,985	

Countywide Surfacing 2017

HMA Overlay and/or Sealcoating.

Funding

Phase	Start Date	Federal	Fund Code	Federal Funds		State Funds	Local Funds	Total
				Federal	State Fund Code			
PE	2019		STP(R)	17,300		0	2,700	20,000
CN	2019		STP(R)	405,990		0	195,073	601,063
CN	2020		STP(R)	843,922		0	0	843,922
Project Totals				1,267,212		0	197,773	1,464,985

Expenditure Schedule

Phase	1st	2nd	3rd	4th	5th & 6th
PE	0	0	20,000	0	0
CN	0	0	601,063	843,922	0
Totals	0	0	621,063	843,922	0

Washington State S. T. I. P.

2017 to 2020

(Project Funds to Nearest Dollar)

MPO/RTPO: Palouse RTPO

N Inside

Y Outside

November 17, 2017

County: Whitman

Agency: Whitman Co.

Func Cls	Project Number	PIN	STIP ID	Imp Type	Total Project Length	Environmental Type	RW Required	Begin Termini	End Termini	Total Est. Cost of Project	STIP Amend. No.
07			WA-04166	06	4.830	CE	No	5.41	10.24	1,050,000	1705 AdMod

Farmington Road Overlay

HMA Overlay and Safety Improvements.

Funding

Phase	Start Date	Federal	Fund Code	Federal Funds		State Fund Code	State Funds	Local Funds	Total
PE	2018		STP(R)	1,500		CRAB	13,500	0	15,000
CN	2018		STP(R)	298,500		CRAB	736,500	0	1,035,000
Project Totals				300,000			750,000	0	1,050,000

Expenditure Schedule

Phase	1st	2nd	3rd	4th	5th & 6th
PE	0	15,000	0	0	0
CN	0	1,035,000	0	0	0
Totals	0	1,050,000	0	0	0

Washington State S. T. I. P.

2017 to 2020

(Project Funds to Nearest Dollar)

MPO/RTPO: Palouse RTPO

N Inside

Y Outside

November 17, 2017

County: Whitman

Agency: Whitman Co.

Func Cls	Project Number	PIN	STIP ID	Imp Type	Total Project Length	Environmental Type	RW Required	Begin Termini	End Termini	Total Est. Cost of Project	STIP Amend. No.
09			WA-09799	49		CE	No	Varies	Varies	353,400	17-01

NBI Rating

Re-evaluate NBI Bridges based on the new criteria.

Funding

Phase	Start Date	Federal Funds		State Fund Code	State Funds	Local Funds	Total
		Federal	Fund Code				
PE	2017		STP(R)		0	47,709	353,400
		Project Totals			0	47,709	353,400

Expenditure Schedule

Phase	1st	2nd	3rd	4th	5th & 6th
PE	353,400	0	0	0	0
Totals	353,400	0	0	0	0

	Federal Funds	State Funds	Local Funds	Total
Agency Totals for Whitman Co.	3,802,105	7,164,798	251,482	11,218,385

Washington State S. T. I. P.

2017 to 2020

(Project Funds to Nearest Dollar)

MPO/RTPO: Palouse RTPO

N Inside

Y Outside

November 17, 2017

County:

Agency: WSDOT - EAST

Func Cls	Project Number	PIN	STIP ID	Imp Type	Total Project Length	Environmental Type	RW Required	Begin Termini	End Termini	Total Est. Cost of Project	STIP Amend. No.
00	9999(748)	600025F	600025F38	21	0.000	CE	No	000	000	207,160	

15-17 ER Regionwide Basic Safety - Signing

Replace aging regulatory, warning and guide signs throughout the Region.

Funding

Phase	Start Date	Federal	Fund Code	Federal Funds		State Fund Code	State Funds	Local Funds	Total
CN	2017		HSIP	176,400			0	3,600	180,000
Project Totals				176,400			0	3,600	180,000

Expenditure Schedule

Phase	1st	2nd	3rd	4th	5th & 6th
ALL	175,000	5,000	0	0	0
Totals	175,000	5,000	0	0	0

Washington State S. T. I. P.

2017 to 2020

(Project Funds to Nearest Dollar)

MPO/RTPO: Palouse RTPO

N Inside

Y Outside

November 17, 2017

County:

Agency: WSDOT - EAST

Func Cls	Project Number	PIN	STIP ID	Imp Type	Total Project Length	Environmental Type	RW Required	Begin Termini	End Termini	Total Est. Cost of Project	STIP Amend. No.
00		600026C	600026C38	21	0.000	CE	No	000	000	249,750	

2019-21 ER Regionwide Basic Safety - Guardrail

Guardrail preservation, retrofit and replacement

Funding

Phase	Start Date	Federal	Fund Code	Federal Funds		State Fund Code	State Funds	Local Funds	Total
PE	2018		HSIP	41,760			0	1,740	43,500
CN	2019		HSIP	202,125			0	4,125	206,250
Project Totals				243,885			0	5,865	249,750

Expenditure Schedule

Phase	1st	2nd	3rd	4th	5th & 6th
ALL	0	20,000	200,000	29,750	0
Totals	0	20,000	200,000	29,750	0

Washington State S. T. I. P.

2017 to 2020

(Project Funds to Nearest Dollar)

MPO/RTPO: Palouse RTPO

N Inside

Y Outside

November 17, 2017

County:

Agency: WSDOT - EAST

Func Cls	Project Number	PIN	STIP ID	Imp Type	Total Project Length	Environmental Type	RW Required	Begin Termini	End Termini	Total Est. Cost of Project	STIP Amend. No.
00		600026B	600026B38	21	0.000	CE	No	000	000	107,459	

2019-21 ER Regionwide Basic Safety - Signing

Update signing based on visibility standards or sign conditions to include supports or posts

Funding

Phase	Start Date	Federal	Fund Code	Federal Funds		State Fund Code	State Funds	Local Funds	Total
PE	2018		HSIP	19,160			0	799	19,959
CN	2019		HSIP	85,750			0	1,750	87,500
Project Totals				104,910			0	2,549	107,459

Expenditure Schedule

Phase	1st	2nd	3rd	4th	5th & 6th
ALL	0	2,000	100,000	5,459	0
Totals	0	2,000	100,000	5,459	0

Washington State S. T. I. P.

2017 to 2020

(Project Funds to Nearest Dollar)

MPO/RTPO: Palouse RTPO

N Inside

Y Outside

November 17, 2017

County:

Agency: WSDOT - EAST

Func Cls	Project Number	PIN	STIP ID	Imp Type	Total Project Length	Environmental Type	RW Required	Begin Termini	End Termini	Total Est. Cost of Project	STIP Amend. No.
00		600026F	600026F38	21		CE	No	Various	Various	125,000	

2021-23 ER Region Wide Basic Safety - Signing

Address signing regionwide based on visibility standards or sign conditions to include supports or posts.

Funding

Phase	Start Date	Federal	Fund Code	Federal Funds		State Fund Code	State Funds	Local Funds	Total
PE	2020		HSIP	21,600			0	900	22,500
Project Totals				21,600			0	900	22,500

Expenditure Schedule

Phase	1st	2nd	3rd	4th	5th & 6th
ALL	0	0	0	250	124,750
Totals	0	0	0	250	124,750

Washington State S. T. I. P.

2017 to 2020

(Project Funds to Nearest Dollar)

MPO/RTPO: Palouse RTPO

N Inside

Y Outside

November 17, 2017

County:

Agency: WSDOT - EAST

Func Cls	Project Number	PIN	STIP ID	Imp Type	Total Project Length	Environmental Type	RW Required	Begin Termini	End Termini	Total Est. Cost of Project	STIP Amend. No.
00	9999(766)	600045D	600045D38	21	0.000	CE	No	000	000	87,202	

Eastern Region BST Rumble Strips A - Install Rumble Strip

Install rumble strips to alert distracted, inattentive, sleeping or intoxicated drivers

Funding

Phase	Start Date	Federal	Fund Code	Federal Funds		State Fund Code	State Funds	Local Funds	Total
CN	2017		HSIP	64,466			0	1,316	65,782
Project Totals				64,466			0	1,316	65,782

Expenditure Schedule

Phase	1st	2nd	3rd	4th	5th & 6th
ALL	65,000	782	0	0	0
Totals	65,000	782	0	0	0

Washington State S. T. I. P.

2017 to 2020

(Project Funds to Nearest Dollar)

MPO/RTPO: Palouse RTPO

N Inside

Y Outside

November 17, 2017

County:

Agency: WSDOT - EAST

Func Cls	Project Number	PIN	STIP ID	Imp Type	Total Project Length	Environmental Type	RW Required	Begin Termini	End Termini	Total Est. Cost of Project	STIP Amend. No.
00		600045E	600045E38	21	0.000	CE	No	000	000	88,962	

Eastern Region BST Rumble Strips B - Install Rumble Strip

Install rumble strips to alert distracted, inattentive, sleeping or intoxicated drivers

Funding

Phase	Start Date	Federal	Fund Code	Federal Funds		State Fund Code	State Funds	Local Funds	Total
PE	2017		HSIP	13,200			0	550	13,750
CN	2018		HSIP	73,708			0	1,504	75,212
Project Totals				86,908			0	2,054	88,962

Expenditure Schedule

Phase	1st	2nd	3rd	4th	5th & 6th
ALL	13,000	75,000	962	0	0
Totals	13,000	75,000	962	0	0

Washington State S. T. I. P.

2017 to 2020

(Project Funds to Nearest Dollar)

MPO/RTPO: Palouse RTPO

N Inside

Y Outside

November 17, 2017

County:

Agency: WSDOT - EAST

Func Cls	Project Number	PIN	STIP ID	Imp Type	Total Project Length	Environmental Type	RW Required	Begin Termini	End Termini	Total Est. Cost of Project	STIP Amend. No.
00		600045G	600045G38	21	0.000	CE	No	000	000	90,481	

Eastern Region BST Rumble Strips C - Install Rumble Strip

Install rumble strips to alert distracted, inattentive, sleeping or intoxicated drivers

Funding

Phase	Start Date	Federal	Fund Code	Federal Funds		State Fund Code	State Funds	Local Funds	Total
PE	2018		HSIP	13,536			0	564	14,100
CN	2019		HSIP	74,853			0	1,528	76,381
Project Totals				88,389			0	2,092	90,481

Expenditure Schedule

Phase	1st	2nd	3rd	4th	5th & 6th
ALL	0	14,000	76,000	481	0
Totals	0	14,000	76,000	481	0

Washington State S. T. I. P.

2017 to 2020

(Project Funds to Nearest Dollar)

MPO/RTPO: Palouse RTPO

N Inside

Y Outside

November 17, 2017

County:

Agency: WSDOT - EAST

Func Cls	Project Number	PIN	STIP ID	Imp Type	Total Project Length	Environmental Type	RW Required	Begin Termini	End Termini	Total Est. Cost of Project	STIP Amend. No.
00		600045F	600045F38	21	0.000	CE	No	000	000	92,138	

Eastern Region BST Rumble Strips D - Install Rumble Strip

Install rumble strips to alert distracted, inattentive, sleeping or intoxicated drivers

Funding

Phase	Start Date	Federal	Fund Code	Federal Funds		State Fund Code	State Funds	Local Funds	Total
PE	2019		HSIP	13,872			0	578	14,450
CN	2020		HSIP	76,134			0	1,554	77,688
Project Totals				90,006			0	2,132	92,138

Expenditure Schedule

Phase	1st	2nd	3rd	4th	5th & 6th
ALL	0	0	14,000	76,000	2,138
Totals	0	0	14,000	76,000	2,138

Washington State S. T. I. P.

2017 to 2020

(Project Funds to Nearest Dollar)

MPO/RTPO: Palouse RTPO

N Inside

Y Outside

November 17, 2017

County:

Agency: WSDOT - EAST

Func Cls	Project Number	PIN	STIP ID	Imp Type	Total Project Length	Environmental Type	RW Required	Begin Termini	End Termini	Total Est. Cost of Project	STIP Amend. No.
00		600045A	600045A38	21		CE	No	Various	Various	93,806	

Eastern Region BST Rumble Strips E - Install Rumble Strip

Install rumble strips to alert distracted, inattentive, sleeping or intoxicated drivers.

Funding

Phase	Start Date	Federal	Fund Code	Federal Funds		State Fund Code	State Funds	Local Funds	Total
PE	2020		HSIP		14,220		0	592	14,812
Project Totals					14,220		0	592	14,812

Expenditure Schedule

Phase	1st	2nd	3rd	4th	5th & 6th
ALL	0	0	0	14,802	79,004
Totals	0	0	0	14,802	79,004

Washington State S. T. I. P.

2017 to 2020

(Project Funds to Nearest Dollar)

MPO/RTPO: Palouse RTPO

N Inside

Y Outside

November 17, 2017

County:

Agency: WSDOT - EAST

Func Cls	Project Number	PIN	STIP ID	Imp Type	Total Project Length	Environmental Type	RW Required	Begin Termini	End Termini	Total Est. Cost of Project	STIP Amend. No.
00		600025Q	600025Q38	21	0.000	CE	No	000	000	324,413	

Eastern Region Curve Warning Sign Update 2017-19

Update chevron signing on curves for 2009 MUTCD compliance

Funding

Phase	Start Date	Federal	Fund Code	Federal Funds		State Fund Code	State Funds	Local Funds	Total
PE	2017		HSIP	41,436			0	1,727	43,163
CN	2018		HSIP	275,625			0	5,625	281,250
Project Totals				317,061			0	7,352	324,413

Expenditure Schedule

Phase	1st	2nd	3rd	4th	5th & 6th
ALL	20,000	300,000	4,413	0	0
Totals	20,000	300,000	4,413	0	0

Washington State S. T. I. P.

2017 to 2020

(Project Funds to Nearest Dollar)

MPO/RTPO: Palouse RTPO

N Inside

Y Outside

November 17, 2017

County:

Agency: WSDOT - EAST

Func Cls	Project Number	PIN	STIP ID	Imp Type	Total Project Length	Environmental Type	RW Required	Begin Termini	End Termini	Total Est. Cost of Project	STIP Amend. No.
00		600025V	600025V38	21		CE	No	Various	Various	175,250	

Eastern Region Guardrail Installation and Retrofit 2021-23

Guardrail retrofit, installation and replacement throughout Eastern Region.

Funding

Phase	Start Date	Federal	Fund Code	Federal Funds		State Fund Code	State Funds	Local Funds	Total
PE	2019		HSIP	29,040			0	1,210	30,250
CN	2020		HSIP	142,100			0	2,900	145,000
Project Totals				171,140			0	4,110	175,250

Expenditure Schedule

Phase	1st	2nd	3rd	4th	5th & 6th
ALL	0	0	30,250	145,000	0
Totals	0	0	30,250	145,000	0

Washington State S. T. I. P.

2017 to 2020

(Project Funds to Nearest Dollar)

MPO/RTPO: Palouse RTPO

N Inside

Y Outside

November 17, 2017

County:

Agency: WSDOT - EAST

Func Cls	Project Number	PIN	STIP ID	Imp Type	Total Project Length	Environmental Type	RW Required	Begin Termini	End Termini	Total Est. Cost of Project	STIP Amend. No.
00	9999(734)	600025H	600025H38	21	0.000	CE	No	0.00	0.00	575,000	17-01

Eastern Region Regionwide ADA Project - Pedestrian Access Upgrade

Construct ADA compliant pedestrian access for existing walkways. Also includes sidewalk and bus stop access improvements.

Funding

Phase	Start Date	Federal Fund Code	Federal Funds		State Fund Code	State Funds	Local Funds	Total
			Federal	Fund Code				
CN	2017	STP	563,500			0	11,500	575,000
Project Totals			563,500			0	11,500	575,000

Expenditure Schedule

Phase	1st	2nd	3rd	4th	5th & 6th
ALL	575,000	0	0	0	0
Totals	575,000	0	0	0	0

Washington State S. T. I. P.

2017 to 2020

(Project Funds to Nearest Dollar)

MPO/RTPO: Palouse RTPO

N Inside

Y Outside

November 17, 2017

County:

Agency: WSDOT - EAST

Func Cls	Project Number	PIN	STIP ID	Imp Type	Total Project Length	Environmental Type	RW Required	Begin Termini	End Termini	Total Est. Cost of Project	STIP Amend. No.
00		600045I	600045I38	21	0.000	CE	No	000	000	108,420	

Eastern Region Safety Improvements - Install Rumble Strip

Install rumble strips for HMA routes based on engineering analysis

Funding

Phase	Start Date	Federal	Fund Code	Federal Funds		State Funds	Local Funds	Total
				Federal Funds	State Fund Code			
PE	2019		HSIP	42,278		0	1,761	44,039
CN	2020		HSIP	63,094		0	1,287	64,381
Project Totals				105,372		0	3,048	108,420

Expenditure Schedule

Phase	1st	2nd	3rd	4th	5th & 6th
ALL	0	0	22,565	84,855	0
Totals	0	0	22,565	84,855	0

Washington State S. T. I. P.

2017 to 2020

(Project Funds to Nearest Dollar)

MPO/RTPO: Palouse RTPO

N Inside

Y Outside

November 17, 2017

County:

Agency: WSDOT - EAST

Func Cls	Project Number	PIN	STIP ID	Imp Type	Total Project Length	Environmental Type	RW Required	Begin Termini	End Termini	Total Est. Cost of Project	STIP Amend. No.
00		600025Z	600025Z38	21	0.000	CE	No	000	000	100,000	

Eastern Region Shoulder Rumble Strip Installation 2017-19

Install shoulder rumble strips

Funding

Phase	Start Date	Federal	Fund Code	Federal Funds		State Funds	Local Funds	Total
				Federal Funds	State Fund Code			
PE	2017		HSIP	24,000		0	1,000	25,000
CN	2018		HSIP	73,500		0	1,500	75,000
Project Totals				97,500		0	2,500	100,000

Expenditure Schedule

Phase	1st	2nd	3rd	4th	5th & 6th
ALL	20,000	75,000	5,000	0	0
Totals	20,000	75,000	5,000	0	0

Washington State S. T. I. P.

2017 to 2020

(Project Funds to Nearest Dollar)

MPO/RTPO: Palouse RTPO

N Inside

Y Outside

November 17, 2017

County:

Agency: WSDOT - EAST

Func Cls	Project Number	PIN	STIP ID	Imp Type	Total Project Length	Environmental Type	RW Required	Begin Termini	End Termini	Total Est. Cost of Project	STIP Amend. No.
00		600026A	600026A38	21	0.000	CE	No	000	000	100,000	

Eastern Region Shoulder Rumble Strip Installation 2019-21

Install shoulder rumble strips

Funding

Phase	Start Date	Federal	Fund Code	Federal Funds		State Fund Code	State Funds	Local Funds	Total
PE	2019		HSIP	24,000			0	1,000	25,000
CN	2020		HSIP	73,500			0	1,500	75,000
Project Totals				97,500			0	2,500	100,000

Expenditure Schedule

Phase	1st	2nd	3rd	4th	5th & 6th
ALL	0	0	20,000	75,000	5,000
Totals	0	0	20,000	75,000	5,000

Washington State S. T. I. P.

2017 to 2020

(Project Funds to Nearest Dollar)

MPO/RTPO: Palouse RTPO

N Inside

Y Outside

November 17, 2017

County:

Agency: WSDOT - EAST

Func Cls	Project Number	PIN	STIP ID	Imp Type	Total Project Length	Environmental Type	RW Required	Begin Termini	End Termini	Total Est. Cost of Project	STIP Amend. No.
00		600026E	600026E38	21	0.000	CE	No	000	000	484,527	17-08

ER Regionwide ADA Project - Pedestrian Ramp Upgrades

Design and construct ADA compliant pedestrian access for existing walkways

Funding

Phase	Start Date	Federal	Fund Code	Federal Funds		State Funds	Local Funds	Total
				Federal Funds	State Fund Code			
PE	2017		STP	245,040		0	10,210	255,250
CN	2019		STP	224,692		0	4,585	229,277
Project Totals				469,732		0	14,795	484,527

Expenditure Schedule

Phase	1st	2nd	3rd	4th	5th & 6th
ALL	60,000	195,250	229,227	0	0
Totals	60,000	195,250	229,227	0	0

Washington State S. T. I. P.

2017 to 2020

(Project Funds to Nearest Dollar)

MPO/RTPO: Palouse RTPO

N Inside

Y Outside

November 17, 2017

County:

Agency: WSDOT - EAST

Func Cls	Project Number	PIN	STIP ID	Imp Type	Total Project Length	Environmental Type	RW Required	Begin Termini	End Termini	Total Est. Cost of Project	STIP Amend. No.
02	9999(738)	602613F	602613F38	40	0.030	DCE	No	133.47	133.50	794,020	

SR 26/N Fork Palouse River Bridge - Special Repair

Remove and replace bridge rail and sidewalk repair

Funding

Phase	Start Date	Federal	Fund Code	Federal Funds		State Fund Code	State Funds	Local Funds	Total
CN	2017		STP	648,545			0	13,235	661,780
Project Totals				648,545			0	13,235	661,780

Expenditure Schedule

Phase	1st	2nd	3rd	4th	5th & 6th
ALL	661,780	0	0	0	0
Totals	661,780	0	0	0	0

Washington State S. T. I. P.

2017 to 2020

(Project Funds to Nearest Dollar)

MPO/RTPO: Palouse RTPO

N Inside

Y Outside

November 17, 2017

County:

Agency: WSDOT - EAST

Func Cls	Project Number	PIN	STIP ID	Imp Type	Total Project Length	Environmental Type	RW Required	Begin Termini	End Termini	Total Est. Cost of Project	STIP Amend. No.
07		602611A	602611A38	21	1.000	CE	No	116.00	117.00	11,572	

SR 26/Scholtz Rd to Dusty - Illumination Rehab

There are Eastern Region luminaire locations and sign bridge that conflict with the minimum safe distance for worker safety and the minimum safe distance for structure location in relation to the adjacent high voltage power lines in the vicinity of these systems. This places maintenance forces in an unsafe work condition and the illumination system in proximity to these high voltage power lines at risk. This project shall address locations on US 2 providing a safe work environment.

Funding

Phase	Start Date	Federal Fund Code	Federal Funds		State Fund Code	State Funds	Local Funds	Total
			Federal	Fund Code				
PE	2017	STP	1,509			0	63	1,572
CN	2018	STP	9,800			0	200	10,000
Project Totals			11,309			0	263	11,572

Expenditure Schedule

Phase	1st	2nd	3rd	4th	5th & 6th
ALL	1,572	7,277	2,723	0	0
Totals	1,572	7,277	2,723	0	0

Washington State S. T. I. P.

2017 to 2020

(Project Funds to Nearest Dollar)

MPO/RTPO: Palouse RTPO

N Inside

Y Outside

November 17, 2017

County:

Agency: WSDOT - EAST

Func Cls	Project Number	PIN	STIP ID	Imp Type	Total Project Length	Environmental Type	RW Required	Begin Termini	End Termini	Total Est. Cost of Project	STIP Amend. No.
02	0195(061)	619506L	619506L38	47	0.050	CE	No	63.00	63.05	848,725	17-08

US 195 Pine Creek - Bridge Deck Repair

Remove existing HMA, membrane and existing bridge deck and perform additional depth deck repair as needed. Replace deck with a high early modified concrete overlay to preserve the structural integrity of the bridge.

Funding

Phase	Start Date	Federal	Fund Code	Federal Funds		State Fund Code	State Funds	Local Funds	Total
PE	2017		NHPP	98,592			0	4,108	102,700
CN	2018		NHPP	726,027			0	14,817	740,844
CN	2019		NHPP	5,077			0	104	5,181
Project Totals				829,696			0	19,029	848,725

Expenditure Schedule

Phase	1st	2nd	3rd	4th	5th & 6th
ALL	87,357	756,188	5,181	0	0
Totals	87,357	756,188	5,181	0	0

Washington State S. T. I. P.

2017 to 2020

(Project Funds to Nearest Dollar)

MPO/RTPO: Palouse RTPO

N Inside

Y Outside

November 17, 2017

County:

Agency: WSDOT - EAST

Func Cls	Project Number	PIN	STIP ID	Imp Type	Total Project Length	Environmental Type	RW Required	Begin Termini	End Termini	Total Est. Cost of Project	STIP Amend. No.
02		619504B	619504B38	03	36.770	CE	Yes	41.93	78.93	7,797,000	

US 195/Colfax to Spangle - Add Passing Lanes

Add passing lanes in the increasing and decreasing directions at various locations

Funding

Phase	Start Date	Federal	Fund Code	Federal Funds		State Funds	Local Funds	Total
				Federal Funds	State Fund Code			
CN	2017			0	CWA	6,767,000	0	6,767,000
Project Totals				0		6,767,000	0	6,767,000

Expenditure Schedule

Phase	1st	2nd	3rd	4th	5th & 6th
ALL	6,767,000	0	0	0	0
Totals	6,767,000	0	0	0	0

Washington State S. T. I. P.

2017 to 2020

(Project Funds to Nearest Dollar)

MPO/RTPO: Palouse RTPO

N Inside

Y Outside

November 17, 2017

County:

Agency: WSDOT - EAST

Func Cls	Project Number	PIN	STIP ID	Imp Type	Total Project Length	Environmental Type	RW Required	Begin Termini	End Termini	Total Est. Cost of Project	STIP Amend. No.
02	9999(738)	619503L	619503L38	40	0.050	DCE	No	38.50	38.55	233,624	

US 195/N Fork Palouse River Bridge - Replace Rail

Remove and replace existing concrete bridge rail

Funding

Phase	Start Date	Federal	Fund Code	Federal Funds		State Fund Code	State Funds	Local Funds	Total
CN	2017		NHPP	163,758			0	3,342	167,100
Project Totals				163,758			0	3,342	167,100

Expenditure Schedule

Phase	1st	2nd	3rd	4th	5th & 6th
ALL	167,100	0	0	0	0
Totals	167,100	0	0	0	0

Washington State S. T. I. P.

2017 to 2020

(Project Funds to Nearest Dollar)

MPO/RTPO: Palouse RTPO

N Inside

Y Outside

November 17, 2017

County:

Agency: WSDOT - EAST

Func Cls	Project Number	PIN	STIP ID	Imp Type	Total Project Length	Environmental Type	RW Required	Begin Termini	End Termini	Total Est. Cost of Project	STIP Amend. No.
02	9999(738)	619503M	619503M38	40	0.050	DCE	No	38.50	38.55	1,701,805	

US 195/N Fork Palouse River Bridge - Special Repair

Repair existing girders to extend service life of the structure

Funding

Phase	Start Date	Federal Fund Code	Federal Funds		State Fund Code	State Funds	Local Funds	Total	
			Federal	Fund Code					
CN	2017			NHPP		1,492,324	0	30,455	1,522,779
Project Totals						1,492,324	0	30,455	1,522,779

Expenditure Schedule

Phase	1st	2nd	3rd	4th	5th & 6th
ALL	1,522,779	0	0	0	0
Totals	1,522,779	0	0	0	0

Washington State S. T. I. P.

2017 to 2020

(Project Funds to Nearest Dollar)

MPO/RTPO: Palouse RTPO

N Inside

Y Outside

November 17, 2017

County:

Agency: WSDOT - EAST

Func Cls	Project Number	PIN	STIP ID	Imp Type	Total Project Length	Environmental Type	RW Required	Begin Termini	End Termini	Total Est. Cost of Project	STIP Amend. No.
02	0195(061)	619504F	619504F38	47	0.030	CE	No	48.45	48.48	642,984	17-08

US 195/N of Jct SR 23 - Bridge Deck Repair

Remove existing bridge deck and perform additional depth deck repair as needed. Replace deck with a high early modified concrete overlay to preserve the structural integrity of the bridge.

Funding

Phase	Start Date	Federal	Fund Code	Federal Funds		State Fund Code	State Funds	Local Funds	Total
PE	2017		NHPP	69,014			0	2,876	71,890
CN	2018		NHPP	555,786			0	11,342	567,128
CN	2019		NHPP	3,887			0	79	3,966
Project Totals				628,687			0	14,297	642,984

Expenditure Schedule

Phase	1st	2nd	3rd	4th	5th & 6th
ALL	61,082	577,936	3,966	0	0
Totals	61,082	577,936	3,966	0	0

Washington State S. T. I. P.

2017 to 2020

(Project Funds to Nearest Dollar)

MPO/RTPO: Palouse RTPO

N Inside

Y Outside

November 17, 2017

County:

Agency: WSDOT - EAST

Func Cls	Project Number	PIN	STIP ID	Imp Type	Total Project Length	Environmental Type	RW Required	Begin Termini	End Termini	Total Est. Cost of Project	STIP Amend. No.
02	0195(061)	619506K	619506K38	47	0.020	CE	No	62.87	62.89	596,680	17-08

US 195/N of Jct SR 271 - Bridge Deck Repair

Remove existing bridge deck and perform additional depth deck repair as needed. Replace deck with a high early modified concrete overlay to preserve the structural integrity of the bridge.

Funding

Phase	Start Date	Federal	Fund Code	Federal Funds		State Fund Code	State Funds	Local Funds	Total
PE	2017		NHPP	69,014			0	2,876	71,890
CN	2018		NHPP	510,723			0	10,422	521,145
CN	2019		NHPP	3,572			0	73	3,645
Project Totals				583,309			0	13,371	596,680

Expenditure Schedule

Phase	1st	2nd	3rd	4th	5th & 6th
ALL	61,082	531,953	3,644	0	0
Totals	61,082	531,953	3,644	0	0

Washington State S. T. I. P.

2017 to 2020

(Project Funds to Nearest Dollar)

MPO/RTPO: Palouse RTPO

N Inside

Y Outside

November 17, 2017

County:

Agency: WSDOT - EAST

Func Cls	Project Number	PIN	STIP ID	Imp Type	Total Project Length	Environmental Type	RW Required	Begin Termini	End Termini	Total Est. Cost of Project	STIP Amend. No.
02		619506N	619506N38	47	0.040	CE	No	63.30	63.34	1,084,800	

US 195/Over John Wayne Trail - Bridge Deck Repair

Remove existing HMA, membrane and existing bridge deck and perform additional depth deck repair as needed. Replace deck with a high early modified concrete overlay to preserve the structural integrity of the bridge.

Funding

Phase	Start Date	Federal	Fund Code	Federal Funds	State Fund Code	State Funds	Local Funds	Total
PE	2017		NHPP	94,507		0	3,938	98,445
CN	2017		NHPP	966,629		0	19,726	986,355
Project Totals				1,061,136		0	23,664	1,084,800

Expenditure Schedule

Phase	1st	2nd	3rd	4th	5th & 6th
ALL	99,766	980,034	5,000	0	0
Totals	99,766	980,034	5,000	0	0

Washington State S. T. I. P.

2017 to 2020

(Project Funds to Nearest Dollar)

MPO/RTPO: Palouse RTPO

N Inside

Y Outside

November 17, 2017

County:

Agency: WSDOT - EAST

Func Cls	Project Number	PIN	STIP ID	Imp Type	Total Project Length	Environmental Type	RW Required	Begin Termini	End Termini	Total Est. Cost of Project	STIP Amend. No.
02	0195(061)	619506O	619506O38	47	0.120	CE	No	65.56	65.68	1,618,553	17-08

US 195/Rosalia - Bridge Deck Repair

Remove existing bridge deck and perform additional depth deck repair as needed. Replace deck with a high early modified concrete overlay to preserve the structural integrity of the bridge.

Funding

Phase	Start Date	Federal Funds		State Funds		Local Funds	Total	
		Federal	Fund Code	State Fund Code	State Funds			
PE	2017		NHPP		172,536	0	5,417	177,953
CN	2018		NHPP		1,401,983	0	28,612	1,430,595
CN	2019		NHPP		9,805	0	200	10,005
Project Totals					1,584,324	0	34,229	1,618,553

Expenditure Schedule

Phase	1st	2nd	3rd	4th	5th & 6th
ALL	150,951	1,457,597	10,005	0	0
Totals	150,951	1,457,597	10,005	0	0

	Federal Funds	State Funds	Local Funds	Total
Agency Totals for WSDOT - EAST	9,715,677	6,767,000	218,790	16,701,467

Washington State S. T. I. P.

2017 to 2020

(Project Funds to Nearest Dollar)

MPO/RTPO: Palouse RTPO

N Inside

Y Outside

November 17, 2017

County:

Agency: WSDOT - SC

Func Cls	Project Number	PIN	STIP ID	Imp Type	Total Project Length	Environmental Type	RW Required	Begin Termini	End Termini	Total Est. Cost of Project	STIP Amend. No.
00	9999(768)	500008T	500008T02	21		CE	No	varies	varies	13,684	17-01

15-17 SCR - Intersection Safety Implementation Program

Replace existing signs and pavement marking enhancements. This project updates signing and pavement markings at various locations throughout the region to address worn and/or non-reflective signing and pavement markings and may also update sign posts. This work will assist the traveling public with improved sign and pavement marking visibility. This record is for work in Asotin, Whitman, and Columbia counties as part of a region wide project.

Funding

Phase	Start Date	Federal Fund Code	Federal Funds	State Fund Code	State Funds	Local Funds	Total
CN	2017	HSIP	9,800		0	200	10,000
Project Totals			9,800		0	200	10,000

Expenditure Schedule

Phase	1st	2nd	3rd	4th	5th & 6th
ALL	10,000	0	0	0	0
Totals	10,000	0	0	0	0

Washington State S. T. I. P.

2017 to 2020

(Project Funds to Nearest Dollar)

MPO/RTPO: Palouse RTPO

N Inside

Y Outside

November 17, 2017

County:

Agency: WSDOT - SC

Func Cls	Project Number	PIN	STIP ID	Imp Type	Total Project Length	Environmental Type	RW Required	Begin Termini	End Termini	Total Est. Cost of Project	STIP Amend. No.
00	9999(763)	500007S	500007S02	21		CE	No	Varies	Varies	56,784	17-01

15-17 SCR Region Wide Basic Safety - Signing

Replace existing deteriorating signs. This project updates signing at various locations throughout the region to address worn and/or non-reflective signing, and may also update sign posts. This work improves sign visibility for the traveling public. This record is for work within the Palouse RTPO boundary as part of a region wide project.

Funding

Phase	Start Date	Federal	Fund Code	Federal Funds		State Funds	Local Funds	Total
				State Fund Code	State Funds			
CN	2017		HSIP		49,000	0	1,000	50,000
Project Totals					49,000	0	1,000	50,000

Expenditure Schedule

Phase	1st	2nd	3rd	4th	5th & 6th
ALL	50,000	0	0	0	0
Totals	50,000	0	0	0	0

Washington State S. T. I. P.

2017 to 2020

(Project Funds to Nearest Dollar)

MPO/RTPO: Palouse RTPO

N Inside

Y Outside

November 17, 2017

County:

Agency: WSDOT - SC

Func Cls	Project Number	PIN	STIP ID	Imp Type	Total Project Length	Environmental Type	RW Required	Begin Termini	End Termini	Total Est. Cost of Project	STIP Amend. No.
00		BPPALOU	BPPALOUSE	06		CE	No	Varies	Varies	10,384,823	

Asphalt/Chip Seal Preservation - Palouse RTPO

Asphalt/Chip Seal preservation within Palouse RTPO. Resurface the roadway with chip seal or hot mix asphalt to preserve the structural integrity of the roadway and extend the service life of the pavement. For a list of projects, go to www.wsdot.wa.gov/projects/search/.

Funding

Phase	Start Date	Federal	Fund Code	Federal Funds	State Fund Code	State Funds	Local Funds	Total
PE	2017		STP	77,830		0	0	77,830
PE	2017		NHPP	372,645		0	18,019	390,664
PE	2019		NHPP	92,872		0	5,989	98,861
PE	2019		STP	56,858		0	0	56,858
PE	2020		NHPP	587,392		0	29,346	616,738
PE	2020		STP	146,250		0	0	146,250
CN	2017		NHPP	916,538		0	0	916,538
CN	2017		STP	1,015,384		0	38,638	1,054,022
CN	2018			0		0	67,898	67,898
CN	2019		NHPP	3,394,900		0	67,898	3,462,798
CN	2020		NHPP	3,427,810		0	68,556	3,496,366
Project Totals				10,088,479		0	296,344	10,384,823

Washington State S. T. I. P.

2017 to 2020

(Project Funds to Nearest Dollar)

MPO/RTPO: Palouse RTPO

N Inside

Y Outside

November 17, 2017

County:

Agency: WSDOT - SC

Expenditure Schedule

Phase	1st	2nd	3rd	4th	5th & 6th
ALL	2,439,054	67,898	3,618,517	4,259,354	0
Totals	2,439,054	67,898	3,618,517	4,259,354	0

Washington State S. T. I. P.

2017 to 2020

(Project Funds to Nearest Dollar)

MPO/RTPO: Palouse RTPO

N Inside

Y Outside

November 17, 2017

County:

Agency: WSDOT - SC

Func Cls	Project Number	PIN	STIP ID	Imp Type	Total Project Length	Environmental Type	RW Required	Begin Termini	End Termini	Total Est. Cost of Project	STIP Amend. No.
00		WPPALOU	WPPALOUSE	06		CE	No	Varies	Varies	7,276,396	

Concrete Roadway Preservation Palouse RTPO

Concrete Roadway preservation withing Palouse RTPO. Replace/rehabilitate existing concrete and joints. This work will extend the life of the roadway and provide a smoother ride. For a list of projects, go to www.wsdot.wa.gov/projects/search/.

Funding

Phase	Start Date	Federal	Fund Code	Federal Funds	State Fund Code	State Funds	Local Funds	Total
PE	2017		STP	562,922		0	22,517	585,439
CN	2018		STP	559,762		0	11,195	570,957
CN	2019		STP	6,000,000		0	120,000	6,120,000
Project Totals				7,122,684		0	153,712	7,276,396

Expenditure Schedule

Phase	1st	2nd	3rd	4th	5th & 6th
ALL	585,439	570,957	6,120,000	0	0
Totals	585,439	570,957	6,120,000	0	0

Washington State S. T. I. P.

2017 to 2020

(Project Funds to Nearest Dollar)

MPO/RTPO: Palouse RTPO

N Inside

Y Outside

November 17, 2017

County:

Agency: WSDOT - SC

Func Cls	Project Number	PIN	STIP ID	Imp Type	Total Project Length	Environmental Type	RW Required	Begin Termini	End Termini	Total Est. Cost of Project	STIP Amend. No.
00		500008L	500008L02	21		CE	No	Varies	Varies	400,000	17-08

SCR 17-19 Region Wide - Shoulder Rumble Strips

Install shoulder rumble strips. Numerous sections of highways across the region have a history of run-off-road collisions. This project will install shoulder rumble strips to reduce the risk of collisions.

Funding

Phase	Start Date	Federal	Fund Code	Federal Funds	State Fund Code	State Funds	Local Funds	Total
PE	2017		HSIP	76,800		0	3,200	80,000
CN	2018		HSIP	313,600		0	6,400	320,000
Project Totals				390,400		0	9,600	400,000

Expenditure Schedule

Phase	1st	2nd	3rd	4th	5th & 6th
ALL	45,000	314,418	40,582	0	0
Totals	45,000	314,418	40,582	0	0

Washington State S. T. I. P.

2017 to 2020

(Project Funds to Nearest Dollar)

MPO/RTPO: Palouse RTPO

N Inside

Y Outside

November 17, 2017

County:

Agency: WSDOT - SC

Func Cls	Project Number	PIN	STIP ID	Imp Type	Total Project Length	Environmental Type	RW Required	Begin Termini	End Termini	Total Est. Cost of Project	STIP Amend. No.
00		500008G	500008G02	21		CE	No	Varies	Varies	277,224	17-08

SCR 17-19 Region Wide Curve Warning Signs - Chevron Updates

Existing curve warning signs do not comply with the 2009 Manual on Uniform Traffic Control Devices (MUTCD) guidelines. This project will update curve signing to comply with current MUTCD guidelines to help reduce risk and severity of collisions. This record is for the Asotin county portion of a region wide project.

Funding

Phase	Start Date	Federal	Fund Code	Federal Funds		State Funds	Local Funds	Total
				State Fund Code	State Funds			
PE	2017		HSIP		53,227	0	2,218	55,445
CN	2018		HSIP		217,343	0	4,436	221,779
Project Totals					270,570	0	6,654	277,224

Expenditure Schedule

Phase	1st	2nd	3rd	4th	5th & 6th
ALL	15,000	262,224	0	0	0
Totals	15,000	262,224	0	0	0

Washington State S. T. I. P.

2017 to 2020

(Project Funds to Nearest Dollar)

MPO/RTPO: Palouse RTPO

N Inside

Y Outside

November 17, 2017

County:

Agency: WSDOT - SC

Func Cls	Project Number	PIN	STIP ID	Imp Type	Total Project Length	Environmental Type	RW Required	Begin Termini	End Termini	Total Est. Cost of Project	STIP Amend. No.
02		501217F	501217F07	21	1.700	CE	No	366.30	368.00	130,602	17-08

US 12/Cameron St Vic to Dayton Ave Vic - ADA Compliance

Upgrade existing curb ramps to meet ADA Compliance. Pedestrian ADA curb ramps at various intersections on US 12 in the city of Dayton do not fully meet ADA standards. This project will upgrade the curb ramps to meet current standards, improving accessibility for all pedestrians.

Funding

Phase	Start Date	Federal	Fund Code	Federal Funds		State Fund Code	State Funds	Local Funds	Total
PE	2017		NHPP	18,514			0	772	19,286
CN	2019		NHPP	109,090			0	2,226	111,316
Project Totals				127,604			0	2,998	130,602

Expenditure Schedule

Phase	1st	2nd	3rd	4th	5th & 6th
ALL	5,000	14,286	130,602	0	0
Totals	5,000	14,286	130,602	0	0

Washington State S. T. I. P.

2017 to 2020

(Project Funds to Nearest Dollar)

MPO/RTPO: Palouse RTPO

N Inside

Y Outside

November 17, 2017

County:

Agency: WSDOT - SC

Func Cls	Project Number	PIN	STIP ID	Imp Type	Total Project Length	Environmental Type	RW Required	Begin Termini	End Termini	Total Est. Cost of Project	STIP Amend. No.
02		501210P	501210P07	11	0.010	CE	No	372.57	372.58	1,343,249	17-08

US 12/Whetstone Creek Bridge - Replace Bridge

Replace Bridge 12/720.

The existing Whetstone Creek Bridge on US 12 east of Dayton was built in 1919 and has narrow lanes and does not meet current design standards. The bridge restricts the flow of Whetstone Creek and is showing signs of deterioration due to normal wear and age. This project will construct a new bridge to preserve the structural and functional integrity of this section of US 12 and remove flow restrictions on Whetstone Creek.

Funding

Phase	Start Date	Federal Fund Code	Federal Funds	State Fund Code	State Funds	Local Funds	Total
PE	2017	NHPP	122,943		0	5,122	128,065
CN	2019	NHPP	1,190,880		0	24,304	1,215,184
Project Totals			1,313,823		0	29,426	1,343,249

Expenditure Schedule

Phase	1st	2nd	3rd	4th	5th & 6th
ALL	20,529	85,862	1,214,098	22,760	0
Totals	20,529	85,862	1,214,098	22,760	0

	Federal Funds	State Funds	Local Funds	Total
Agency Totals for WSDOT - SC	19,372,360	0	499,934	19,872,294

Washington State S. T. I. P.

2017 to 2020

(Project Funds to Nearest Dollar)

MPO/RTPO: Peninsula RTPO

N Inside

Y Outside

November 17, 2017

County: Clallam

Agency: Clallam Co.

Func Cls	Project Number	PIN	STIP ID	Imp Type	Total Project Length	Environmental Type	RW Required	Begin Termini	End Termini	Total Est. Cost of Project	STIP Amend. No.
08			WA-07674	21	0.760	CE	Yes	MP 2.66	MP 3.4	600,000	

Black Diamond Road Safety Project

Improve dangerous curves, widen shoulders, add recoverable slopes, remove clear zone hazards, partial paving and add gravel sidewalk

Funding

Phase	Start Date	Federal	Fund Code	Federal Funds		State Funds	Local Funds	Total
				Federal Funds	State Fund Code			
PE	2017		HSIP	18,000		0	42,000	60,000
RW	2017			0		0	40,000	40,000
CN	2017		HSIP	250,000		0	250,000	500,000
Project Totals				268,000		0	332,000	600,000

Expenditure Schedule

Phase	1st	2nd	3rd	4th	5th & 6th
PE	60,000	0	0	0	0
RW	40,000	0	0	0	0
CN	500,000	0	0	0	0
Totals	600,000	0	0	0	0

Washington State S. T. I. P.

2017 to 2020

(Project Funds to Nearest Dollar)

MPO/RTPO: Peninsula RTPO

N Inside

Y Outside

November 17, 2017

County: Clallam

Agency: Clallam Co.

Func Cls	Project Number	PIN	STIP ID	Imp Type	Total Project Length	Environmental Type	RW Required	Begin Termini	End Termini	Total Est. Cost of Project	STIP Amend. No.
08			WA-07744	21	4.100	CE	No	DP MP1.5, LR MP 0.5	DP MP 4.5, LR MP 3.1	55,000	

Deer Park Road and Little River Road Speed Recording Speed Limit Signs

Install solar powered speed recording digital speed limit signs at 4 location on each road.

Funding

Phase	Start Date	Federal	Fund Code	Federal Funds		State Fund Code	State Funds	Local Funds	Total
CN	2017		HSIP	49,500			0	5,500	55,000
Project Totals				49,500			0	5,500	55,000

Expenditure Schedule

Phase	1st	2nd	3rd	4th	5th & 6th
CN	55,000	0	0	0	0
Totals	55,000	0	0	0	0

Washington State S. T. I. P.

2017 to 2020

(Project Funds to Nearest Dollar)

MPO/RTPO: Peninsula RTPO

N Inside

Y Outside

November 17, 2017

County: Clallam

Agency: Clallam Co.

Func Cls	Project Number	PIN	STIP ID	Imp Type	Total Project Length	Environmental Type	RW Required	Begin Termini	End Termini	Total Est. Cost of Project	STIP Amend. No.
08			WA-07675	21	1.900	CE	No	MP2.09, MP 0.62&2.57, MP 0.8&2.36	MP 2.28, MP 0.88&3.085, MP 0.95&2.91	431,954	1710 AdMod

Guardrail Improvements -2014 County Safety Program

Install guardrail and related shoulder work on Lower Elwha, Little River and Quillayute Roads

Funding

Phase	Start Date	Federal	Fund Code	Federal Funds	State Fund Code	State Funds	Local Funds	Total
CN	2017		HSIP	364,990		0	56,964	421,954
Project Totals				364,990		0	56,964	421,954

Expenditure Schedule

Phase	1st	2nd	3rd	4th	5th & 6th
CN	20,000	401,954	0	0	0
Totals	20,000	401,954	0	0	0

Washington State S. T. I. P.

2017 to 2020

(Project Funds to Nearest Dollar)

MPO/RTPO: Peninsula RTPO

N Inside

Y Outside

November 17, 2017

County: Clallam

Agency: Clallam Co.

Func Cls	Project Number	PIN	STIP ID	Imp Type	Total Project Length	Environmental Type	RW Required	Begin Termini	End Termini	Total Est. Cost of Project	STIP Amend. No.
07	Q052(009)		WA-02675	11	0.360	CE	No	3.81	4.17	5,447,064	1707 AdMod

McDonald Creek Bridge Replacement

Replace the existing bridge with a new one.

Funding

Phase	Start Date	Federal	Fund Code	Federal Funds	State Fund Code	State Funds	Local Funds	Total
CN	2017		BR	647,800		0	3,611,229	4,259,029
CN	2017		STP(R)	500,000		0	78,035	578,035
Project Totals				1,147,800		0	3,689,264	4,837,064

Expenditure Schedule

Phase	1st	2nd	3rd	4th	5th & 6th
CN	4,837,064	0	0	0	0
Totals	4,837,064	0	0	0	0

Washington State S. T. I. P.

2017 to 2020

(Project Funds to Nearest Dollar)

MPO/RTPO: Peninsula RTPO

N Inside

Y Outside

November 17, 2017

County: Clallam

Agency: Clallam Co.

Func Cls	Project Number	PIN	STIP ID	Imp Type	Total Project Length	Environmental Type	RW Required	Begin Termini	End Termini	Total Est. Cost of Project	STIP Amend. No.
00			WA-08917	28	1.200	EA	No	West End of the Spruce Railroad Trail	East End of the Daley Rankin Tunnel	1,379,000	

ODT-Spruce Railroad Trail and Tunnels, Segment A

Restore the western 1.2 miles of the Spruce Railroad Trail and the Daley Rankin Tunnel.

Funding

Phase	Start Date	Federal	Fund Code	Federal Funds	State Fund Code	State Funds	Local Funds	Total
PE	2017			0		0	300,000	300,000
CN	2017		STP(R)	100,000		0	979,000	1,079,000
Project Totals				100,000		0	1,279,000	1,379,000

Expenditure Schedule

Phase	1st	2nd	3rd	4th	5th & 6th
PE	300,000	0	0	0	0
CN	1,079,000	0	0	0	0
Totals	1,379,000	0	0	0	0

Washington State S. T. I. P.

2017 to 2020

(Project Funds to Nearest Dollar)

MPO/RTPO: Peninsula RTPO

N Inside

Y Outside

November 17, 2017

County: Clallam

Agency: Clallam Co.

Func CIs	Project Number	PIN	STIP ID	Imp Type	Total Project Length	Environmental Type	RW Required	Begin Termini	End Termini	Total Est. Cost of Project	STIP Amend. No.
00			WA-08918	28	1.800	EA	No	1000 feet west of the Daley Rankin Tunnel	Southwest End of the McFee Tunnel	2,400,000	1703 AdMod

ODT-Spruce Railroad Trail and Tunnels, Segment B

Restore the Spruce Railroad Trail between the 2 railroad tunnels and the western tunnel known as the Daley-Rankin Tunnel to a multi-user shared use path.

Funding

Phase	Start Date	Federal Fund Code	Federal Funds		State Fund Code	State Funds	Local Funds	Total
			Federal	Funds				
PE	2017	STP(R)		600,000		0	100,000	700,000
CN	2018			0		0	1,600,000	1,600,000
CN	2019	TAP(R)		100,000		0	0	100,000
Project Totals				700,000		0	1,700,000	2,400,000

Expenditure Schedule

Phase	1st	2nd	3rd	4th	5th & 6th
PE	700,000	0	0	0	0
CN	0	1,200,000	500,000	0	0
Totals	700,000	1,200,000	500,000	0	0

Washington State S. T. I. P.

2017 to 2020

(Project Funds to Nearest Dollar)

MPO/RTPO: Peninsula RTPO

N Inside

Y Outside

November 17, 2017

County: Clallam

Agency: Clallam Co.

Func Cls	Project Number	PIN	STIP ID	Imp Type	Total Project Length	Environmental Type	RW Required	Begin Termini	End Termini	Total Est. Cost of Project	STIP Amend. No.
07			WA-07743	21	8.720	CE	No	MP 0.26	MP 8.98	38,333	

Old Olympic Highway Centerline Rumble Strips

Install centerline rumble strips on Old Olympic Highway from Glen Cove Lane near US 101 to House Road

Funding

Phase	Start Date	Federal	Fund Code	Federal Funds		State Fund Code	State Funds	Local Funds	Total
CN	2017		HSIP	34,500			0	3,833	38,333
Project Totals				34,500			0	3,833	38,333

Expenditure Schedule

Phase	1st	2nd	3rd	4th	5th & 6th
CN	34,500	0	0	0	0
Totals	34,500	0	0	0	0

Washington State S. T. I. P.

2017 to 2020

(Project Funds to Nearest Dollar)

MPO/RTPO: Peninsula RTPO

N Inside

Y Outside

November 17, 2017

County: Clallam

Agency: Clallam Co.

Func Cls	Project Number	PIN	STIP ID	Imp Type	Total Project Length	Environmental Type	RW Required	Begin Termini	End Termini	Total Est. Cost of Project	STIP Amend. No.
08	Q054(002)		WA-02680	44	0.120	CE	Yes	2.27	2.39	1,668,000	17-09

Ward Bridge Scour Repair

Repair Scour Damage to three piers. River flow switched to opposite bank scouring two additional piers for a total of three piers to be repaired.

Funding

Phase	Start Date	Federal Fund Code	Federal Funds		State Fund Code	State Funds	Local Funds	Total
			Federal	Fund Code				
PE	2017	BR	281,800			0	0	281,800
RW	2017		0			0	19,000	19,000
CN	2018	BR	440,800			0	775,200	1,216,000
Project Totals			722,600			0	794,200	1,516,800

Expenditure Schedule

Phase	1st	2nd	3rd	4th	5th & 6th
PE	281,800	0	0	0	0
RW	19,000	0	0	0	0
CN	0	1,216,000	0	0	0
Totals	300,800	1,216,000	0	0	0

Agency Totals for Clallam Co.	Federal Funds		State Funds	Local Funds	Total
	Federal	Fund Code			
	3,387,390		0	7,860,761	11,248,151

Washington State S. T. I. P.

2017 to 2020

(Project Funds to Nearest Dollar)

MPO/RTPO: Peninsula RTPO

N Inside

Y Outside

November 17, 2017

County: Clallam

Agency: Clallam Transit System

Func Cls	Project Number	PIN	STIP ID	Imp Type	Total Project Length	Environmental Type	RW Required	Begin Termini	End Termini	Total Est. Cost of Project	STIP Amend. No.
00			CTS14STP-B	23		CE	No	N/A	N/A	73,000	17-02

Purchase Bike Lockers

Purchase and install bike lockers at transit centers, city parking lots and transfer points. Install lockers at a pilot location for a day-use bike station.

Funding

Phase	Start Date	Federal	Fund Code	Federal Funds	State Fund Code	State Funds	Local Funds	Total
ALL	2017		STP(R)	63,145		0	9,855	73,000
Project Totals				63,145		0	9,855	73,000

Expenditure Schedule

Phase	1st	2nd	3rd	4th	5th & 6th
ALL	73,000	0	0	0	0
Totals	73,000	0	0	0	0

	Federal Funds	State Funds	Local Funds	Total
Agency Totals for Clallam Transit System	63,145	0	9,855	73,000

Washington State S. T. I. P.

2017 to 2020

(Project Funds to Nearest Dollar)

MPO/RTPO: Peninsula RTPO

N Inside

Y Outside

November 17, 2017

County: Clallam

Agency: Forks

Func Cls	Project Number	PIN	STIP ID	Imp Type	Total Project Length	Environmental Type	RW Required	Begin Termini	End Termini	Total Est. Cost of Project	STIP Amend. No.
07			WA-04546	05	0.360	CE	No	6th. Ave.	Russell Road	420,460	

Bogachiel Way Overlay

Overlay and Repair 3% subgrade of total area

Funding

Phase	Start Date	Federal	Fund Code	Federal Funds		State Funds	Local Funds	Total
				State Fund Code				
PE	2017		STP(R)		30,000	0	3,700	33,700
Project Totals					30,000	0	3,700	33,700

Expenditure Schedule

Phase	1st	2nd	3rd	4th	5th & 6th
PE	33,700	0	0	0	0
Totals	33,700	0	0	0	0

Federal Funds				State Funds	Local Funds	Total
Agency Totals for Forks				0	3,700	33,700

Washington State S. T. I. P.

2017 to 2020

(Project Funds to Nearest Dollar)

MPO/RTPO: Peninsula RTPO

N Inside

Y Outside

November 17, 2017

County: Clallam

Agency: Jamestown S'Klallam
Tribe

Func Cls	Project Number	PIN	STIP ID	Imp Type	Total Project Length	Environmental Type	RW Required	Begin Termini	End Termini	Total Est. Cost of Project	STIP Amend. No.
00			JST012014	28	0.250	CE	Yes	Zaccardo Road	Sophus Road	225,000	

Longhouse Market Trail

This is a spur trail proposed for the south side of US 101 between the Jamestown Tribe's South Campus and the Longhouse Market/Deli/Fueling station. It is located at approximately MP 271. The trail will provide pedestrian and bicycle trail access from the north side of US 101 to the Longhouse Market without requiring crossing the highway.

Funding

Phase	Start Date	Federal Fund Code	Federal Funds		State Fund Code	State Funds	Local Funds	Total
PE	2017	Discretionary		50,000		0	0	50,000
RW	2017			0		0	25,000	25,000
Project Totals				50,000		0	25,000	75,000

Expenditure Schedule

Phase	1st	2nd	3rd	4th	5th & 6th
PE	50,000	0	0	0	0
RW	25,000	0	0	0	0
Totals	75,000	0	0	0	0

Washington State S. T. I. P.

2017 to 2020

(Project Funds to Nearest Dollar)

MPO/RTPO: Peninsula RTPO

N Inside

Y Outside

November 17, 2017

County: Clallam

Agency: Jamestown S'Klallam
Tribe

Func Cls	Project Number	PIN	STIP ID	Imp Type	Total Project Length	Environmental Type	RW Required	Begin Termini	End Termini	Total Est. Cost of Project	STIP Amend. No.
00			JST112012	23		CE	No	N/A	N/A	138,432	

Transit Service Enhancements

Provide operations subsidy to local transit provider to increase service to tribal government, health and business entities.

Funding

Phase	Start Date	Federal Funds		State Fund Code	State Funds	Local Funds	Total
		Federal	Fund Code				
ALL	2017			WSDOT	138,432	0	138,432
Project Totals		0			138,432	0	138,432

Expenditure Schedule

Phase	1st	2nd	3rd	4th	5th & 6th
ALL	69,216	69,216	0	0	0
Totals	69,216	69,216	0	0	0

Washington State S. T. I. P.

2017 to 2020

(Project Funds to Nearest Dollar)

MPO/RTPO: Peninsula RTPO

N Inside

Y Outside

November 17, 2017

County: Clallam

Agency: Jamestown S'Klallam
Tribe

Func Cls	Project Number	PIN	STIP ID	Imp Type	Total Project Length	Environmental Type	RW Required	Begin Termini	End Termini	Total Est. Cost of Project	STIP Amend. No.
00			JST022012	28	1.500	CE	No	Blyn Road	Diamond Point Road	242,308	1709 AdMod

W. Michigan School Road to Old Blyn Highway Olympic Discovery Trail

Extend the Olympic Discovery Trail east from Blyn Road to the intersection of US 101.

Funding

Phase	Start Date	Federal	Fund Code	Federal Funds	State Fund Code	State Funds	Local Funds	Total
CN	2018		TAP(R)	182,308		0	0	182,308
Project Totals				182,308		0	0	182,308

Expenditure Schedule

Phase	1st	2nd	3rd	4th	5th & 6th
CN	182,308	0	0	0	0
Totals	182,308	0	0	0	0

Washington State S. T. I. P.

2017 to 2020

(Project Funds to Nearest Dollar)

MPO/RTPO: Peninsula RTPO

N Inside

Y Outside

November 17, 2017

County: Clallam

Agency: Jamestown S'Klallam
Tribe

Func Cls	Project Number	PIN	STIP ID	Imp Type	Total Project Length	Environmental Type	RW Required	Begin Termini	End Termini	Total Est. Cost of Project	STIP Amend. No.
09			JST092012	21	0.250	DCE	Yes	MP 271.51	MP 271.53	5,788,442	

Zaccardo/Chicken Coop Roads Realignment

Combine these two local road intersection into one and construct acceleration/deceleration lanes on US101.

Funding

Phase	Start Date	Federal	Fund Code	Federal Funds	State Fund Code	State Funds	Local Funds	Total
CN	2017		TTP	600,000		0	3,358,442	3,958,442
Project Totals				600,000		0	3,358,442	3,958,442

Expenditure Schedule

Phase	1st	2nd	3rd	4th	5th & 6th
CN	3,958,442	0	0	0	0
Totals	3,958,442	0	0	0	0

	Federal Funds	State Funds	Local Funds	Total
Agency Totals for Jamestown S'Klallam Tribe	832,308	138,432	3,383,442	4,354,182

Washington State S. T. I. P.

2017 to 2020

(Project Funds to Nearest Dollar)

MPO/RTPO: Peninsula RTPO

N Inside

Y Outside

November 17, 2017

County: Jefferson

Agency: Jefferson Co.

Func Cls	Project Number	PIN	STIP ID	Imp Type	Total Project Length	Environmental Type	RW Required	Begin Termini	End Termini	Total Est. Cost of Project	STIP Amend. No.
07	A160(001)		Hoh Xfer	44		DCE	No	3.2	6.9	183,431	17-07

Access Preservation: Hoh Rain Forest, Olympic National Park

Culvert replacement on Upper Hoh Road at MP 3.338 including safety upgrades as necessary. Reallocate remaining Public Lands Highway Discretionary Funds(PLHD) to Western Federal Lands for use on their existing Upper Hoh Rd Federal Lands Access Program (FLAP)Project.

Funding

Phase	Start Date	Federal Fund Code	Federal Funds	State Fund Code	State Funds	Local Funds	Total
CN	2017	Discretionary - PLH	183,431		0	0	183,431
Project Totals			183,431		0	0	183,431

Expenditure Schedule

Phase	1st	2nd	3rd	4th	5th & 6th
CN	183,431	0	0	0	0
Totals	183,431	0	0	0	0

Washington State S. T. I. P.

2017 to 2020

(Project Funds to Nearest Dollar)

MPO/RTPO: Peninsula RTPO

N Inside

Y Outside

November 17, 2017

County: Jefferson

Agency: Jefferson Co.

Func Cls	Project Number	PIN	STIP ID	Imp Type	Total Project Length	Environmental Type	RW Required	Begin Termini	End Termini	Total Est. Cost of Project	STIP Amend. No.
07	1002(010)		QSSER2017	44	0.140	EA	No	1.14	1.28	430,000	17-03

Quinault-South Shore Road Mitigation

Work consists of mitigation for emergency bank protection installed at Quinault South Shore Road MP 1.2 in 2010 and 2015. Mitigation will be accomplished by the Quinault Indian Nation and will consist of funding ongoing habitat restoration projects as part of the long term Upper Quinault River Salmon Restoration Plan.

Funding

Phase	Start Date	Federal Fund Code	Federal Funds			Total
			State Fund Code	State Funds	Local Funds	
ALL	2017	ER		430,000	0	430,000
Project Totals				430,000	0	430,000

Expenditure Schedule

Phase	1st	2nd	3rd	4th	5th & 6th
ALL	430,000	0	0	0	0
Totals	430,000	0	0	0	0

Washington State S. T. I. P.

2017 to 2020

(Project Funds to Nearest Dollar)

MPO/RTPO: Peninsula RTPO

N Inside

Y Outside

November 17, 2017

County: Jefferson

Agency: Jefferson Co.

Func Cls	Project Number	PIN	STIP ID	Imp Type	Total Project Length	Environmental Type	RW Required	Begin Termini	End Termini	Total Est. Cost of Project	STIP Amend. No.
00	2016(018)		STP2016018	28	0.300	DCE	Yes	H.J. Carroll Park	Old Hadlock Road	1,507,885	1702 AdMod

Rick Tollefson Trail - Phase 1 (Chimacum Valley)

Design, acquisition of right of way, and construction of a 10 foot wide multi-use trail with 2-foot shoulders on a new alignment. Trail requires one bridge over Chimacum Creek. The trail is part of a non-motorized transportation network that avoids roads and connects recreation areas.

Funding

Phase	Start Date	Federal Fund Code	Federal Funds		State Fund Code	State Funds	Local Funds	Total
			Federal	Funds				
CN	2017	STP(R)	205,483		Ped/Bike Program	311,514	0	516,997
CN	2018	STP(R)	378,290			0	0	378,290
CN	2019	STP(R)	58,024			0	0	58,024
Project Totals			641,797			311,514	0	953,311

Expenditure Schedule

Phase	1st	2nd	3rd	4th	5th & 6th
CN	516,997	378,290	58,024	0	0
Totals	516,997	378,290	58,024	0	0

Agency Totals for Jefferson Co.	Federal Funds		State Funds	Local Funds	Total
	Federal	Funds			
	1,255,228		311,514	0	1,566,742

Washington State S. T. I. P.

2017 to 2020

(Project Funds to Nearest Dollar)

MPO/RTPO: Peninsula RTPO

N Inside

Y Outside

November 17, 2017

County: Jefferson

Agency: Jefferson Transit

Func Cls	Project Number	PIN	STIP ID	Imp Type	Total Project Length	Environmental Type	RW Required	Begin Termini	End Termini	Total Est. Cost of Project	STIP Amend. No.
00			JTOCbuses	23		CE	No	N/A	N/A	344,408	

2015-2017 Capital Project Cutaway Buses-JTOC

Purchase two (2) cutaway buses for the Jefferson Transit Olympic Connection.

Funding

Phase	Start Date	Federal Fund Code	Federal Funds		State Fund Code	State Funds	Local Funds	Total
			Federal	Fund Code				
CN	2017	5309		275,526		0	68,882	344,408
Project Totals				275,526		0	68,882	344,408

Expenditure Schedule

Phase	1st	2nd	3rd	4th	5th & 6th
CN	344,408	0	0	0	0
Totals	344,408	0	0	0	0

Agency Totals for Jefferson Transit	Federal Funds		State Funds	Local Funds	Total
	Federal	Fund Code			
		275,526	0	68,882	344,408

Washington State S. T. I. P.

2017 to 2020

(Project Funds to Nearest Dollar)

MPO/RTPO: Peninsula RTPO

N Inside

Y Outside

November 17, 2017

County: Mason

Agency: Mason Co.

Func Cls	Project Number	PIN	STIP ID	Imp Type	Total Project Length	Environmental Type	RW Required	Begin Termini	End Termini	Total Est. Cost of Project	STIP Amend. No.
07	D230(001)		WA-09122	05	7.000	CE	No	0.0	7.0	1,607,910	1706 AdMod

2017 Mason County Overlay

Hot mix asphalt (HMA) overlay of selected roads based on county's pavement management system and maintenance history.

Funding

Phase	Start Date	Federal	Fund Code	Federal Funds	State Fund Code	State Funds	Local Funds	Total
CN	2018		STP(R)	1,313,300		0	234,610	1,547,910
Project Totals				1,313,300		0	234,610	1,547,910

Expenditure Schedule

Phase	1st	2nd	3rd	4th	5th & 6th
CN	0	1,547,910	0	0	0
Totals	0	1,547,910	0	0	0

Washington State S. T. I. P.

2017 to 2020

(Project Funds to Nearest Dollar)

MPO/RTPO: Peninsula RTPO

N Inside

Y Outside

November 17, 2017

County: Mason

Agency: Mason Co.

Func Cls	Project Number	PIN	STIP ID	Imp Type	Total Project Length	Environmental Type	RW Required	Begin Termini	End Termini	Total Est. Cost of Project	STIP Amend. No.
07			WA-10476	05	3.750	CE	No	Varies	Varies	2,155,000	17-07

2018 Mason County Overlay

Hot mix asphalt (HMA) overlay of selected roads based on county's pavement management system and maintenance history.

Funding

Phase	Start Date	Federal	Fund Code	Federal Funds		State Fund Code	State Funds	Local Funds	Total
PE	2017		STP(R)	51,900			0	8,100	60,000
CN	2019		STP(R)	800,000			0	1,295,000	2,095,000
Project Totals				851,900			0	1,303,100	2,155,000

Expenditure Schedule

Phase	1st	2nd	3rd	4th	5th & 6th
PE	30,000	30,000	0	0	0
CN	0	0	2,095,000	0	0
Totals	30,000	30,000	2,095,000	0	0

Washington State S. T. I. P.

2017 to 2020

(Project Funds to Nearest Dollar)

MPO/RTPO: Peninsula RTPO

N Inside

Y Outside

November 17, 2017

County: Mason

Agency: Mason Co.

Func Cls	Project Number	PIN	STIP ID	Imp Type	Total Project Length	Environmental Type	RW Required	Begin Termini	End Termini	Total Est. Cost of Project	STIP Amend. No.
07	23BC(002)		WA-08504	21	1.600	CE	Yes	MP 3.5	MP 5.1	295,440	

Bear Creek Dewatto Rd Clear Zone Improvements

Improve clear zone.

Funding

Phase	Start Date	Federal	Fund Code	Federal Funds		State Fund Code	State Funds	Local Funds	Total
RW	2017		HSIP	6,048			0	672	6,720
CN	2017		HSIP	220,180			0	24,500	244,680
Project Totals				226,228			0	25,172	251,400

Expenditure Schedule

Phase	1st	2nd	3rd	4th	5th & 6th
RW	6,720	0	0	0	0
CN	244,680	0	0	0	0
Totals	251,400	0	0	0	0

Washington State S. T. I. P.

2017 to 2020

(Project Funds to Nearest Dollar)

MPO/RTPO: Peninsula RTPO

N Inside

Y Outside

November 17, 2017

County: Mason

Agency: Mason Co.

Func Cls	Project Number	PIN	STIP ID	Imp Type	Total Project Length	Environmental Type	RW Required	Begin Termini	End Termini	Total Est. Cost of Project	STIP Amend. No.
07	000S(444)		WA-08506	21	7.800	CE	Yes	varies	varies	323,690	

Guardrail Improvements

Add and/or upgrade guardrail to Arcadia Rd (#91100) between MP 3.5 - 6.0 (project length 2.5 miles) and Bear Creek Dewatto Rd (#79800) between MP 5.1 and 10.4 (project length 5.3 miles).

Funding

Phase	Start Date	Federal	Fund Code	Federal Funds	State Fund Code	State Funds	Local Funds	Total
RW	2017		HSIP	774		0	86	860
CN	2017		HSIP	246,080		0	27,500	273,580
Project Totals				246,854		0	27,586	274,440

Expenditure Schedule

Phase	1st	2nd	3rd	4th	5th & 6th
RW	860	0	0	0	0
CN	273,580	0	0	0	0
Totals	274,440	0	0	0	0

	Federal Funds	State Funds	Local Funds	Total
Agency Totals for Mason Co.	2,638,282	0	1,590,468	4,228,750

Washington State S. T. I. P.

2017 to 2020

(Project Funds to Nearest Dollar)

MPO/RTPO: Peninsula RTPO

N Inside

Y Outside

November 17, 2017

County: Mason

Agency: Mason Transit Authority

Func Cls	Project Number	PIN	STIP ID	Imp Type	Total Project Length	Environmental Type	RW Required	Begin Termini	End Termini	Total Est. Cost of Project	STIP Amend. No.
00			WA-05803	21		CE	No	N/A	N/A	165,000	

Replace 15 Outdated/Unsafe Wooden Bus Shelters

Replacement of 15 Wooded Bus Shelters at established stops on existing routes. Project also includes purchase of bike racks, signage and/or display systems at highly used bus stops within service area.

Funding

Phase	Start Date	Federal	Fund Code	Federal Funds	State Fund Code	State Funds	Local Funds	Total
ALL	2017		5309	120,000		0	30,000	150,000
Project Totals				120,000		0	30,000	150,000

Expenditure Schedule

Phase	1st	2nd	3rd	4th	5th & 6th
ALL	150,000	0	0	0	0
Totals	150,000	0	0	0	0

	Federal Funds	State Funds	Local Funds	Total
Agency Totals for Mason Transit Authority	120,000	0	30,000	150,000

Washington State S. T. I. P.

2017 to 2020

(Project Funds to Nearest Dollar)

MPO/RTPO: Peninsula RTPO

N Inside

Y Outside

November 17, 2017

County: Clallam

Agency: Port Angeles

Func Cls	Project Number	PIN	STIP ID	Imp Type	Total Project Length	Environmental Type	RW Required	Begin Termini	End Termini	Total Est. Cost of Project	STIP Amend. No.
00			TR0114	28	3.000	CE	No	Valley Creek	10th Milwaukee	1,000,000	

Hill Street - ODT Development

Project will complete the Port Angeles portion of the ODT and allow trail users to safely ascend up and down Hill Street on a newly developed trail following the old railroad grade.

Funding

Phase	Start Date	Federal	Fund Code	Federal Funds		State Fund Code	State Funds	Local Funds	Total
PE	2017			0		Ped/Bike Program	200,000	0	200,000
Project Totals				0			200,000	0	200,000

Expenditure Schedule

Phase	1st	2nd	3rd	4th	5th & 6th
PE	200,000	0	0	0	0
Totals	200,000	0	0	0	0

Washington State S. T. I. P.

2017 to 2020

(Project Funds to Nearest Dollar)

MPO/RTPO: Peninsula RTPO

N Inside

Y Outside

November 17, 2017

County: Clallam

Agency: Port Angeles

Func Cls	Project Number	PIN	STIP ID	Imp Type	Total Project Length	Environmental Type	RW Required	Begin Termini	End Termini	Total Est. Cost of Project	STIP Amend. No.
17			TR11-2009	44	0.050	CE	No	B Street	E Street	901,734	

Marine Dr. Bulkhead Repairs

The project involves the repair of the wooden bulkhead and repair the pedestrian/bike way adjacent to Marine Dr.

Funding

Phase	Start Date	Federal	Fund Code	Federal Funds		State Funds	Local Funds	Total
				Federal	State Fund Code			
PE	2018		STP(US)	130,000		0	20,289	150,289
CN	2019		STP(US)	650,000		0	101,445	751,445
Project Totals				780,000		0	121,734	901,734

Expenditure Schedule

Phase	1st	2nd	3rd	4th	5th & 6th
PE	0	150,289	0	0	0
CN	0	0	751,445	0	0
Totals	0	150,289	751,445	0	0

Washington State S. T. I. P.

2017 to 2020

(Project Funds to Nearest Dollar)

MPO/RTPO: Peninsula RTPO

N Inside

Y Outside

November 17, 2017

County: Clallam

Agency: Port Angeles

Func Cls	Project Number	PIN	STIP ID	Imp Type	Total Project Length	Environmental Type	RW Required	Begin Termini	End Termini	Total Est. Cost of Project	STIP Amend. No.
17	7574(001)		TR01-2011	11	0.200	CE	No	NA	NA	681,301	1706 AdMod

Marine Dr. Channel Bridge

Construct new approach slabs supported on new pilling. Preleveling, reinforcing mesh and wearing course on the existing bridge through Nippon Mill area.

Funding

Phase	Start Date	Federal Fund Code	Federal Funds	State Fund Code	State Funds	Local Funds	Total
CN	2018	STP(US)	510,000		0	79,596	589,596
Project Totals			510,000		0	79,596	589,596

Expenditure Schedule

Phase	1st	2nd	3rd	4th	5th & 6th
CN	0	589,596	0	0	0
Totals	0	589,596	0	0	0

	Federal Funds	State Funds	Local Funds	Total
Agency Totals for Port Angeles	1,290,000	200,000	201,330	1,691,330

Washington State S. T. I. P.

2017 to 2020

(Project Funds to Nearest Dollar)

MPO/RTPO: Peninsula RTPO

N Inside

Y Outside

November 17, 2017

County: Jefferson

Agency: Port Townsend

Func Cls	Project Number	PIN	STIP ID	Imp Type	Total Project Length	Environmental Type	RW Required	Begin Termini	End Termini	Total Est. Cost of Project	STIP Amend. No.
16			WA-09809	04	0.150	CE	No	Quincy Street	Tyler Street	648,435	17-02

Jefferson Street

Sidewalks, shoulders and drainage improvements on Jefferson St between Quincy and Tyler streets, and then on Quincy St between Jefferson and Washington streets.

Funding

Phase	Start Date	Federal	Fund Code	Federal Funds		State Funds	Local Funds	Total	
				State Fund Code					
PE	2017				0	TIB	65,697	42,151	107,848
CN	2018				0	TIB	329,303	211,284	540,587
Project Totals					0		395,000	253,435	648,435

Expenditure Schedule

Phase	1st	2nd	3rd	4th	5th & 6th
PE	107,848	0	0	0	0
CN	0	540,587	0	0	0
Totals	107,848	540,587	0	0	0

Washington State S. T. I. P.

2017 to 2020

(Project Funds to Nearest Dollar)

MPO/RTPO: Peninsula RTPO

N Inside

Y Outside

November 17, 2017

County: Jefferson

Agency: Port Townsend

Func Cls	Project Number	PIN	STIP ID	Imp Type	Total Project Length	Environmental Type	RW Required	Begin Termini	End Termini	Total Est. Cost of Project	STIP Amend. No.
16			WA-09202	21	0.140		No	Logan Street	Hancock Street	1,430,880	

SR 20 Pedestrian Walkway

Construction of an elevated walkway over a ravine that is along a popular, heavily used route by both pedestrians and bicyclists.

Funding

Phase	Start Date	Federal	Fund Code	Federal Funds		State Funds	Local Funds	Total
				Federal Funds	State Fund Code			
PE	2017		TAP(R)	95,000		0	25,000	120,000
Project Totals				95,000		0	25,000	120,000

Expenditure Schedule

Phase	1st	2nd	3rd	4th	5th & 6th
PE	100,000	20,000	0	0	0
Totals	100,000	20,000	0	0	0

Washington State S. T. I. P.

2017 to 2020

(Project Funds to Nearest Dollar)

MPO/RTPO: Peninsula RTPO

N Inside

Y Outside

November 17, 2017

County: Jefferson

Agency: Port Townsend

Func Cls	Project Number	PIN	STIP ID	Imp Type	Total Project Length	Environmental Type	RW Required	Begin Termini	End Termini	Total Est. Cost of Project	STIP Amend. No.
16			WA-09201	04	0.110	CE	No	Taylor Street	Ferry Terminal	817,230	

Water Street Overlay

Grind, digouts, overlay and ADA ramp modifications

Funding

Phase	Start Date	Federal Funds		State Fund Code	State Funds	Local Funds	Total
		Federal	Fund Code				
CN	2017			TIB	635,238	117,132	752,370
Project Totals		0			635,238	117,132	752,370

Expenditure Schedule

Phase	1st	2nd	3rd	4th	5th & 6th
CN	752,370	0	0	0	0
Totals	752,370	0	0	0	0

Federal Funds		State Funds	Local Funds	Total
Federal	Fund Code			
Agency Totals for Port Townsend		95,000	1,030,238	1,520,805

Washington State S. T. I. P.

2017 to 2020

(Project Funds to Nearest Dollar)

MPO/RTPO: Peninsula RTPO

N Inside

Y Outside

November 17, 2017

County: Clallam

Agency: Sequim

Func Cls	Project Number	PIN	STIP ID	Imp Type	Total Project Length	Environmental Type	RW Required	Begin Termini	End Termini	Total Est. Cost of Project	STIP Amend. No.
00			WA-09475	28	0.470	CE	Yes	N Sequim Avenue	N Blake Avenue	387,000	

ODT East Hendrickson Extension from Sequim Ave to Brown Rd

This project will extend the Olympic Discovery Trail (ODT) from North Sequim Ave to North Brown Rd. This project will provide a separated shared-use path for pedestrians, cyclist, and motor-scooters.

Funding

Phase	Start Date	Federal	Fund Code	Federal Funds	State Fund Code	State Funds	Local Funds	Total
PE	2017			0		0	52,000	52,000
Project Totals				0		0	52,000	52,000

Expenditure Schedule

Phase	1st	2nd	3rd	4th	5th & 6th
PE	52,000	0	0	0	0
Totals	52,000	0	0	0	0

Washington State S. T. I. P.

2017 to 2020

(Project Funds to Nearest Dollar)

MPO/RTPO: Peninsula RTPO

N Inside

Y Outside

November 17, 2017

County: Clallam

Agency: Sequim

Func Cls	Project Number	PIN	STIP ID	Imp Type	Total Project Length	Environmental Type	RW Required	Begin Termini	End Termini	Total Est. Cost of Project	STIP Amend. No.
16			WA-09479	24	0.470	CE	No	7th Avenue	Sequim Avenue	202,000	

Washington Street Signal Timing and Coordination

Synchronize traffic signals on Washington.

Funding

Phase	Start Date	Federal	Fund Code	Federal Funds		State Funds	Local Funds	Total
				Federal Funds	State Fund Code			
CN	2017			0		0	150,000	150,000
Project Totals				0		0	150,000	150,000

Expenditure Schedule

Phase	1st	2nd	3rd	4th	5th & 6th
CN	150,000	0	0	0	0
Totals	150,000	0	0	0	0

Washington State S. T. I. P.

2017 to 2020

(Project Funds to Nearest Dollar)

MPO/RTPO: Peninsula RTPO

N Inside

Y Outside

November 17, 2017

County: Clallam

Agency: Sequim

Func Cls	Project Number	PIN	STIP ID	Imp Type	Total Project Length	Environmental Type	RW Required	Begin Termini	End Termini	Total Est. Cost of Project	STIP Amend. No.
07	S052(001)		sq18	04	0.490	CE	Yes	N Sequim Ave.	N 5th Ave.	4,601,000	

West Fir St. Rehab

Reconstruct roadway, construct sidewalk, ADA ramp, storm drain, curb & gutter, and signals.

Funding

Phase	Start Date	Federal	Fund Code	Federal Funds		State Fund Code	State Funds	Local Funds	Total
RW	2017		STP(R)	173,000			0	27,000	200,000
Project Totals				173,000			0	27,000	200,000

Expenditure Schedule

Phase	1st	2nd	3rd	4th	5th & 6th
RW	200,000	0	0	0	0
Totals	200,000	0	0	0	0

Agency Totals for Sequim	Federal Funds		State Funds	Local Funds	Total
	173,000		0	229,000	402,000

Washington State S. T. I. P.

2017 to 2020

(Project Funds to Nearest Dollar)

MPO/RTPO: Peninsula RTPO

N Inside

Y Outside

November 17, 2017

County:

Agency: WSDOT - OLY

Func Cls	Project Number	PIN	STIP ID	Imp Type	Total Project Length	Environmental Type	RW Required	Begin Termini	End Termini	Total Est. Cost of Project	STIP Amend. No.
00	9999(750)	300015T	300015T05	21		CE	No	various	various	348,140	

15-17 OR Region Wide Basic Safety - Guardrail

To address region wide structurally deficient safety features which need to be adjusted or replaced to sustain safety for the traveling public. Potential improvements may include guardrail, guardrail terminals, bridge end protection and concrete barrier where needed.

Funding

Phase	Start Date	Federal	Fund Code	Federal Funds	State Fund Code	State Funds	Local Funds	Total
CN	2017		STP	291,200		0	5,943	297,143
Project Totals				291,200		0	5,943	297,143

Expenditure Schedule

Phase	1st	2nd	3rd	4th	5th & 6th
CN	297,143	0	0	0	0
Totals	297,143	0	0	0	0

Washington State S. T. I. P.

2017 to 2020

(Project Funds to Nearest Dollar)

MPO/RTPO: Peninsula RTPO

N Inside

Y Outside

November 17, 2017

County:

Agency: WSDOT - OLY

Func Cls	Project Number	PIN	STIP ID	Imp Type	Total Project Length	Environmental Type	RW Required	Begin Termini	End Termini	Total Est. Cost of Project	STIP Amend. No.
00		BPPRTPO	BPPRTPO	05		CE	No	Various	Various	40,280,946	

Asphalt/Chip Seal Preservation Peninsula Regional Transportation Plannin

Resurface the roadway with chip seal or hot mix asphalt to preserve the structural integrity of the roadway and extend the service life of the pavement. Please see online Programmatic Database for list of projects.

Funding

Phase	Start Date	Federal	Fund Code	Federal Funds	State Fund Code	State Funds	Local Funds	Total
PE	2017		NHPP	323,371		0	0	323,371
PE	2017		STP	183,843		0	2,289	186,132
PE	2018		NHPP	237,912		0	9,516	247,428
PE	2019		NHPP	930,308		0	0	930,308
PE	2019		STP	358,404		0	51,548	409,952
PE	2020		NHPP	389,307		0	0	389,307
PE	2020		STP	205,665		0	23,799	229,464
CN	2018		NHPP	2,890,925		0	0	2,890,925
CN	2018		STP	812,830		0	74,075	886,905
CN	2019		NHPP	3,975,783		0	79,516	4,055,299
CN	2020		NHPP	21,167,554		0	0	21,167,554
CN	2020		STP	7,981,323		0	582,978	8,564,301
Project Totals				39,457,225		0	823,721	40,280,946

Washington State S. T. I. P.

2017 to 2020

(Project Funds to Nearest Dollar)

MPO/RTPO: Peninsula RTPO

N Inside

Y Outside

November 17, 2017

County:

Agency: WSDOT - OLY

Expenditure Schedule

Phase	1st	2nd	3rd	4th	5th & 6th
PE	509,503	247,428	1,340,260	618,771	0
CN	0	3,777,830	4,055,299	29,731,855	0
Totals	509,503	4,025,258	5,395,559	30,350,626	0

Washington State S. T. I. P.

2017 to 2020

(Project Funds to Nearest Dollar)

MPO/RTPO: Peninsula RTPO

N Inside

Y Outside

November 17, 2017

County:

Agency: WSDOT - OLY

Func Cls	Project Number	PIN	STIP ID	Imp Type	Total Project Length	Environmental Type	RW Required	Begin Termini	End Termini	Total Est. Cost of Project	STIP Amend. No.
00		300098J	300098J05	21		CE	No	Various	Various	955,396	

Olympic Region Guardrail Installations

This project will install guardrail, as needs are identified in the Olympic Region.

Funding

Phase	Start Date	Federal	Fund Code	Federal Funds		State Funds	Local Funds	Total
				Federal	State Fund Code			
PE	2017		HSIP	152,250		0	6,344	158,594
CN	2018		STP	780,866		0	15,936	796,802
Project Totals				933,116		0	22,280	955,396

Expenditure Schedule

Phase	1st	2nd	3rd	4th	5th & 6th
PE	158,594	0	0	0	0
CN	0	796,802	0	0	0
Totals	158,594	796,802	0	0	0

Washington State S. T. I. P.

2017 to 2020

(Project Funds to Nearest Dollar)

MPO/RTPO: Peninsula RTPO

N Inside

Y Outside

November 17, 2017

County:

Agency: WSDOT - OLY

Func Cls	Project Number	PIN	STIP ID	Imp Type	Total Project Length	Environmental Type	RW Required	Begin Termini	End Termini	Total Est. Cost of Project	STIP Amend. No.
14		300072L	300072L05	21		CE	No	Various	Various	177,332	

Olympic Region Major Electrical Rehab - RWIS Upgrades

Variable message signs and road weather information systems in the Region have been evaluated and outdated systems will be upgraded to improve the benefits these systems provide to the public. Upgrade variable message signs and road weather information systems.

Funding

Phase	Start Date	Federal	Fund Code	Federal Funds	State Fund Code	State Funds	Local Funds	Total
CN	2017			0	CWA	168,837	0	168,837
Project Totals				0		168,837	0	168,837

Expenditure Schedule

Phase	1st	2nd	3rd	4th	5th & 6th
CN	168,837	0	0	0	0
Totals	168,837	0	0	0	0

Washington State S. T. I. P.

2017 to 2020

(Project Funds to Nearest Dollar)

MPO/RTPO: Peninsula RTPO

N Inside

Y Outside

November 17, 2017

County:

Agency: WSDOT - OLY

Func Cls	Project Number	PIN	STIP ID	Imp Type	Total Project Length	Environmental Type	RW Required	Begin Termini	End Termini	Total Est. Cost of Project	STIP Amend. No.
00		300018C	300018C-23	21		CE	No	Various	Various	103,718	17-07

OR Breakaway Cable Terminal Replacement - Non-Interstate

The breakaway cable terminal (W-Beam terminal) design does not meet NCHRP 350 specifications, and has been identified for active removal since 1994. This project will complete the work identified earlier and replace these devices before they are hit and the device fails to act as they were intended. Replacing them will increase the safety of the motoring public and reduces the risk to the agency.

Funding

Phase	Start Date	Federal Fund Code	Federal Funds		Local Funds	Total
			State Fund Code	State Funds		
PE	2017	HSIP		13,242	0	13,512
CN	2018	HSIP		86,598	0	90,206
Project Totals				99,840	0	103,718

Expenditure Schedule

Phase	1st	2nd	3rd	4th	5th & 6th
PE	0	13,512	0	0	0
CN	0	90,206	0	0	0
Totals	0	103,718	0	0	0

Washington State S. T. I. P.

2017 to 2020

(Project Funds to Nearest Dollar)

MPO/RTPO: Peninsula RTPO

N Inside

Y Outside

November 17, 2017

County:

Agency: WSDOT - OLY

Func Cls	Project Number	PIN	STIP ID	Imp Type	Total Project Length	Environmental Type	RW Required	Begin Termini	End Termini	Total Est. Cost of Project	STIP Amend. No.
02	0104(057)	310448A	310448A16	14	0.010	CE	No	13.93	14.73	5,903,153	1704 AdMod

SR 104/Hood Canal-WA Bugge Br - Special Repair

Girders on the bridge are showing concrete degradation and corrosion. This project will rehabilitate the existing girders throughout the length of the super structure, thereby preserving the structural integrity of the bridge. Prestress girder rehabilitation 104/005.1

Funding

Phase	Start Date	Federal Fund Code	Federal Funds		State Fund Code	State Funds	Local Funds	Total
			Federal	Funds				
CN	2018	NHPP	4,168,574			0	85,073	4,253,647
CN	2019	NHPP	767,319			0	15,660	782,979
Project Totals			4,935,893			0	100,733	5,036,626

Expenditure Schedule

Phase	1st	2nd	3rd	4th	5th & 6th
CN	0	4,253,647	782,979	0	0
Totals	0	4,253,647	782,979	0	0

Washington State S. T. I. P.

2017 to 2020

(Project Funds to Nearest Dollar)

MPO/RTPO: Peninsula RTPO

N Inside

Y Outside

November 17, 2017

County:

Agency: WSDOT - OLY

Func Cls	Project Number	PIN	STIP ID	Imp Type	Total Project Length	Environmental Type	RW Required	Begin Termini	End Termini	Total Est. Cost of Project	STIP Amend. No.
02		310441A	310441A-16	21	0.250	CE	Yes	008.79	009.04	3,882,764	

SR 104/SR 19 Intersection - Safety Improvements

Through a statewide analysis, this section of SR 104 has been identified as an Collision Analysis Location (CAL). By constructing a roundabout this project has the potential to reduce the frequency of collisions and enhance motorist safety.

Funding

Phase	Start Date	Federal	Fund Code	Federal Funds	State Fund Code	State Funds	Local Funds	Total
PE	2019		HSIP	508,401		0	21,183	529,584
RW	2020		HSIP	127,576		0	2,604	130,180
Project Totals				635,977		0	23,787	659,764

Expenditure Schedule

Phase	1st	2nd	3rd	4th	5th & 6th
PE	0	0	529,584	0	0
RW	0	0	0	130,180	0
CN	0	0	0	0	3,223,000
Totals	0	0	529,584	130,180	3,223,000

Washington State S. T. I. P.

2017 to 2020

(Project Funds to Nearest Dollar)

MPO/RTPO: Peninsula RTPO

N Inside

Y Outside

November 17, 2017

County:

Agency: WSDOT - OLY

Func Cls	Project Number	PIN	STIP ID	Imp Type	Total Project Length	Environmental Type	RW Required	Begin Termini	End Termini	Total Est. Cost of Project	STIP Amend. No.
02		310401F	310401F-16	21	13.730	CE	Yes	000.20	013.93	2,893,251	1701 AdMod

SR 104/US 101 to HCB - Safety Improvements

Through a statewide analysis, this section of SR 104 has been identified as a Collision Analysis Corridor (CAC). By either modifying existing guardrail or installing new guardrail and slope flattening, the frequency and severity of collisions may be reduced and motorist safety enhanced.

Funding

Phase	Start Date	Federal Fund Code	Federal Funds		State Fund Code	State Funds	Local Funds	Total
			Federal	Funds				
PE	2020	HSIP		379,080		0	15,795	394,875
Project Totals				379,080		0	15,795	394,875

Expenditure Schedule

Phase	1st	2nd	3rd	4th	5th & 6th
PE	0	0	0	394,875	0
RW	0	0	0	0	429,750
CN	0	0	0	0	2,068,626
Totals	0	0	0	394,875	2,498,376

Washington State S. T. I. P.

2017 to 2020

(Project Funds to Nearest Dollar)

MPO/RTPO: Peninsula RTPO

N Inside

Y Outside

November 17, 2017

County:

Agency: WSDOT - OLY

Func Cls	Project Number	PIN	STIP ID	Imp Type	Total Project Length	Environmental Type	RW Required	Begin Termini	End Termini	Total Est. Cost of Project	STIP Amend. No.
07		310612A	310612A23	21	0.010	CE	Yes	5.18	5.19	361,348	17-03

SR 106/McReavy Rd Vicinity - Culvert Repair

The existing culvert in this location is experiencing structural failure. This project will replace or repair the existing culvert providing improved drainage and preserving the structural integrity of the roadway. Repair existing culvert #41339.

Funding

Phase	Start Date	Federal	Fund Code	Federal Funds		State Funds	Local Funds	Total
					State Fund Code			
PE	2017			0	CWA	170,445	0	170,445
RW	2017			0	CWA	63,779	0	63,779
CN	2019			0	CWA	127,124	0	127,124
Project Totals				0		361,348	0	361,348

Expenditure Schedule

Phase	1st	2nd	3rd	4th	5th & 6th
PE	170,445	0	0	0	0
RW	63,779	0	0	0	0
CN	0	0	127,124	0	0
Totals	234,224	0	127,124	0	0

Washington State S. T. I. P.

2017 to 2020

(Project Funds to Nearest Dollar)

MPO/RTPO: Peninsula RTPO

N Inside

Y Outside

November 17, 2017

County:

Agency: WSDOT - OLY

Func Cls	Project Number	PIN	STIP ID	Imp Type	Total Project Length	Environmental Type	RW Required	Begin Termini	End Termini	Total Est. Cost of Project	STIP Amend. No.
07		311007A	311007A05	14	0.060	DCE	No	008.64	008.70	1,051,518	17-04

SR 110/Bogachiel River Bridge - Bridge Deck Repair

The existing bridge deck has deteriorated. By rehabilitating the existing bridge deck, the structural and functional integrity of this bridge will be preserved. Bridge deck rehabilitation 110/015.

Funding

Phase	Start Date	Federal	Fund Code	Federal Funds	State Fund Code	State Funds	Local Funds	Total
PE	2019		STP	110,178		0	4,591	114,769
CN	2020		STP	918,014		0	18,735	936,749
Project Totals				1,028,192		0	23,326	1,051,518

Expenditure Schedule

Phase	1st	2nd	3rd	4th	5th & 6th
PE	0	0	114,769	0	0
CN	0	0	0	936,749	0
Totals	0	0	114,769	936,749	0

Washington State S. T. I. P.

2017 to 2020

(Project Funds to Nearest Dollar)

MPO/RTPO: Peninsula RTPO

N Inside

Y Outside

November 17, 2017

County:

Agency: WSDOT - OLY

Func Cls	Project Number	PIN	STIP ID	Imp Type	Total Project Length	Environmental Type	RW Required	Begin Termini	End Termini	Total Est. Cost of Project	STIP Amend. No.
07	0112(029)	311242A	311242A05	20	0.200	CE	Yes	52.80	53.00	1,892,932	

SR 112/Nordstrom Creek - Remove Fish Barrier

The existing drainage structure at this location has been identified as a fish passage barrier. By replacing the existing structure with a fish passable structure, the restriction to fish passage will be eliminated. Remove fish passage barrier (991660).

Funding

Phase	Start Date	Federal Fund Code	Federal Funds		State Fund Code	State Funds	Local Funds	Total
			Federal	Funds				
CN	2017	STP		1,472,475		0	30,051	1,502,526
Project Totals				1,472,475		0	30,051	1,502,526

Expenditure Schedule

Phase	1st	2nd	3rd	4th	5th & 6th
CN	1,502,525	0	0	0	0
Totals	1,502,525	0	0	0	0

Washington State S. T. I. P.

2017 to 2020

(Project Funds to Nearest Dollar)

MPO/RTPO: Peninsula RTPO

N Inside

Y Outside

November 17, 2017

County:

Agency: WSDOT - OLY

Func Cls	Project Number	PIN	STIP ID	Imp Type	Total Project Length	Environmental Type	RW Required	Begin Termini	End Termini	Total Est. Cost of Project	STIP Amend. No.
07	0112(031)	311247A	311247A-05	20	0.200	CE	Yes	007.25	007.45	4,134,663	1709 AdMod

SR 112/Olsen Creek in Vicinity of Vista Dr - Remove Fish Barrier

The existing drainage structure at this location has been identified as a fish passage barrier. By replacing the existing structure with a fish passable structure, the restriction to fish passage will be eliminated. Remove fish passage barrier (991739).

Funding

Phase	Start Date	Federal Fund Code	Federal Funds		State Fund Code	State Funds	Local Funds	Total
			Federal	Funds				
RW	2017	STP		109,808		0	2,241	112,049
CN	2018	STP		2,459,093		0	50,186	2,509,279
CN	2019	STP		497,674		0	10,157	507,831
Project Totals				3,066,575		0	62,584	3,129,159

Expenditure Schedule

Phase	1st	2nd	3rd	4th	5th & 6th
RW	112,049	0	0	0	0
CN	0	2,509,279	507,831	0	0
Totals	112,049	2,509,279	507,831	0	0

Washington State S. T. I. P.

2017 to 2020

(Project Funds to Nearest Dollar)

MPO/RTPO: Peninsula RTPO

N Inside

Y Outside

November 17, 2017

County:

Agency: WSDOT - OLY

Func Cls	Project Number	PIN	STIP ID	Imp Type	Total Project Length	Environmental Type	RW Required	Begin Termini	End Termini	Total Est. Cost of Project	STIP Amend. No.
07	0116(006)	311605A	311605A-16	20	0.010	CE	Yes	004.67	004.68	2,000,000	1701 AdMod

SR 116/Kilisut Harbor - Remove Fish Barrier

The existing drainage structure at this location has been identified as a fish passage barrier. By replacing the existing structure with a fish passable structure, the restriction to fish passage will be eliminated. Remove fish passage barrier (990943).

Funding

Phase	Start Date	Federal Fund Code	Federal Funds		State Fund Code	State Funds	Local Funds	Total
			Federal	Funds				
PE	2017	STP		38,400		0	1,600	40,000
RW	2017	STP		96,000		0	4,000	100,000
CN	2018	STP		1,815,600		0	44,400	1,860,000
Project Totals				1,950,000		0	50,000	2,000,000

Expenditure Schedule

Phase	1st	2nd	3rd	4th	5th & 6th
PE	40,000	0	0	0	0
RW	100,000	0	0	0	0
CN	0	1,860,000	0	0	0
Totals	140,000	1,860,000	0	0	0

Washington State S. T. I. P.

2017 to 2020

(Project Funds to Nearest Dollar)

MPO/RTPO: Peninsula RTPO

N Inside

Y Outside

November 17, 2017

County:

Agency: WSDOT - OLY

Func Cls	Project Number	PIN	STIP ID	Imp Type	Total Project Length	Environmental Type	RW Required	Begin Termini	End Termini	Total Est. Cost of Project	STIP Amend. No.
07		311603C	311603C-16	21	2.910	CE	Yes	000.00	002.91	101,467	

SR 116/SR 19 to Indian Island Ferry Rd - ADA Compliance

This project will look at the ADA curb ramps within the project area to determine if they meet current ADA standards. Upgrading curb ramps to current standards will improve pedestrian access and has the potential to improve safety.

Funding

Phase	Start Date	Federal	Fund Code	Federal Funds		State Fund Code	State Funds	Local Funds	Total
PE	2020		STP	22,061			0	919	22,980
RW	2020		STP	10,947			0	223	11,170
CN	2020		STP	65,971			0	1,346	67,317
Project Totals				98,979			0	2,488	101,467

Expenditure Schedule

Phase	1st	2nd	3rd	4th	5th & 6th
PE	0	0	0	22,980	0
RW	0	0	0	11,170	0
CN	0	0	0	67,317	0
Totals	0	0	0	101,467	0

Washington State S. T. I. P.

2017 to 2020

(Project Funds to Nearest Dollar)

MPO/RTPO: Peninsula RTPO

N Inside

Y Outside

November 17, 2017

County:

Agency: WSDOT - OLY

Func Cls	Project Number	PIN	STIP ID	Imp Type	Total Project Length	Environmental Type	RW Required	Begin Termini	End Termini	Total Est. Cost of Project	STIP Amend. No.
02		302011B	302011B16	20	0.010	CE	Yes	03.00	03.01	583,495	

SR 20/N of Eaglemount Half Bridge - Culvert Replacement

The existing culvert in this location is experiencing structural failure. This project will replace or repair the existing culvert providing improved drainage and preserving the structural integrity of the roadway.

Funding

Phase	Start Date	Federal	Fund Code	Federal Funds	State Fund Code	State Funds	Local Funds	Total
CN	2017			0	CWA	329,368	0	329,368
Project Totals				0		329,368	0	329,368

Expenditure Schedule

Phase	1st	2nd	3rd	4th	5th & 6th
CN	329,368	0	0	0	0
Totals	329,368	0	0	0	0

Washington State S. T. I. P.

2017 to 2020

(Project Funds to Nearest Dollar)

MPO/RTPO: Peninsula RTPO

N Inside

Y Outside

November 17, 2017

County:

Agency: WSDOT - OLY

Func Cls	Project Number	PIN	STIP ID	Imp Type	Total Project Length	Environmental Type	RW Required	Begin Termini	End Termini	Total Est. Cost of Project	STIP Amend. No.
14		302003B	302003B-16	21	6.340	CE	Yes	006.20	012.54	457,296	17-01

SR 20/W of 4 Corners Rd to E of Water St - ADA Compliance

ADA curb ramps do not meet current ADA standards. Upgrading curb ramps to current standards will improve pedestrian access and has the potential to improve safety.

Funding

Phase	Start Date	Federal	Fund Code	Federal Funds		State Funds	Local Funds	Total
				Fund Code	Funds			
PE	2017		STP		144,303	0	6,013	150,316
RW	2017		STP		31,546	0	644	32,190
CN	2017		STP		269,294	0	5,496	274,790
Project Totals					445,143	0	12,153	457,296

Expenditure Schedule

Phase	1st	2nd	3rd	4th	5th & 6th
PE	150,316	0	0	0	0
RW	32,190	0	0	0	0
CN	274,790	0	0	0	0
Totals	457,296	0	0	0	0

Washington State S. T. I. P.

2017 to 2020

(Project Funds to Nearest Dollar)

MPO/RTPO: Peninsula RTPO

N Inside

Y Outside

November 17, 2017

County:

Agency: WSDOT - OLY

Func Cls	Project Number	PIN	STIP ID	Imp Type	Total Project Length	Environmental Type	RW Required	Begin Termini	End Termini	Total Est. Cost of Project	STIP Amend. No.
02		300345D	300345D-23	01	0.410	CE	Yes	024.91	025.32	27,162,359	17-04

SR 3/Belfair Area - Widening and Safety Improvements (Stage 2)

To address traffic congestion, safety, fish passage barriers and the need for pedestrian facilities from SR 106 to Sweetwater Creek. These roadway improvements include pedestrian and bicycle facilities, storm sewer improvements and mitigation requirements. When complete, this project will relieve congestion and enhance safety for motorist, pedestrians and bicyclists.

Funding

Phase	Start Date	Federal	Fund Code	Federal Funds		State Funds	Local Funds	Total
				State Fund Code	State Funds			
PE	2017		NHPP		2,939,317	0	122,471	3,061,788
RW	2019		NHPP		4,661,561	0	0	4,661,561
CN	2020		NHPP		237,468	0	4,846	242,314
Project Totals					7,838,346	0	127,317	7,965,663

Expenditure Schedule

Phase	1st	2nd	3rd	4th	5th & 6th
PE	3,061,788	0	0	0	0
RW	0	0	4,661,561	0	0
CN	0	0	0	242,314	19,196,696
Totals	3,061,788	0	4,661,561	242,314	19,196,696

Washington State S. T. I. P.

2017 to 2020

(Project Funds to Nearest Dollar)

MPO/RTPO: Peninsula RTPO

N Inside

Y Outside

November 17, 2017

County:

Agency: WSDOT - OLY

Func Cls	Project Number	PIN	STIP ID	Imp Type	Total Project Length	Environmental Type	RW Required	Begin Termini	End Termini	Total Est. Cost of Project	STIP Amend. No.
02		300344E	300344E-23	01	4.700	EIS	Yes	23.30	28.00	66,910,000	

SR 3/Belfair Bypass - New Alignment

A new alignment is needed around the town of Belfair to relieve traffic congestion. This project represents the remaining funding needs for preliminary engineering, purchasing right-of-way and constructing the bypass. When complete, this project will relieve congestion and improve the flow of traffic.

Funding

Phase	Start Date	Federal	Fund Code	Federal Funds		Local Funds	Total		
				State Fund Code	State Funds				
PE	2019				0	CWA	2,510,000	0	2,510,000
RW	2020				0	CWA	11,200,000	0	11,200,000
Project Totals					0		13,710,000	0	13,710,000

Expenditure Schedule

Phase	1st	2nd	3rd	4th	5th & 6th
PE	0	0	2,510,000	0	0
RW	0	0	0	11,200,000	0
CN	0	0	0	0	53,200,000
Totals	0	0	2,510,000	11,200,000	53,200,000

Washington State S. T. I. P.

2017 to 2020

(Project Funds to Nearest Dollar)

MPO/RTPO: Peninsula RTPO

N Inside

Y Outside

November 17, 2017

County:

Agency: WSDOT - OLY

Func Cls	Project Number	PIN	STIP ID	Imp Type	Total Project Length	Environmental Type	RW Required	Begin Termini	End Termini	Total Est. Cost of Project	STIP Amend. No.
14		300363A	300363A-23	21	0.010	CE	No	001.01	001.02	203,581	

SR 3/Mill Creek Bridge Vic - Culvert Replacement

The existing culvert at this location is experiencing structural failure. This project will replace or repair the existing culvert providing improved drainage and preserving the structural integrity of the roadway. Replace existing culvert #104261

Funding

Phase	Start Date	Federal	Fund Code	Federal Funds	State Fund Code	State Funds	Local Funds	Total
PE	2019		NHPP	94,068		0	3,920	97,988
Project Totals				94,068		0	3,920	97,988

Expenditure Schedule

Phase	1st	2nd	3rd	4th	5th & 6th
PE	0	0	97,988	0	0
CN	0	0	0	0	105,593
Totals	0	0	97,988	0	105,593

Washington State S. T. I. P.

2017 to 2020

(Project Funds to Nearest Dollar)

MPO/RTPO: Peninsula RTPO

N Inside

Y Outside

November 17, 2017

County:

Agency: WSDOT - OLY

Func Cls	Project Number	PIN	STIP ID	Imp Type	Total Project Length	Environmental Type	RW Required	Begin Termini	End Termini	Total Est. Cost of Project	STIP Amend. No.
06		330231B	330231B-23	20	0.010	CE	Yes	004.20	004.21	4,773,200	

SR 302/Victor Creek - Remove Fish Barrier

The existing drainage structure at this location has been identified as a fish passage barrier. By replacing the existing structure with a fish passable structure, the restriction to fish passage will be eliminated. Remove fish passage barrier (991525).

Funding

Phase	Start Date	Federal	Fund Code	Federal Funds	State Fund Code	State Funds	Local Funds	Total
PE	2019		STP	1,258,752		0	52,448	1,311,200
RW	2020		STP	201,488		0	4,112	205,600
Project Totals				1,460,240		0	56,560	1,516,800

Expenditure Schedule

Phase	1st	2nd	3rd	4th	5th & 6th
PE	0	0	1,311,200	0	0
RW	0	0	0	205,600	0
CN	0	0	0	0	3,256,400
Totals	0	0	1,311,200	205,600	3,256,400

Washington State S. T. I. P.

2017 to 2020

(Project Funds to Nearest Dollar)

MPO/RTPO: Peninsula RTPO

N Inside

Y Outside

November 17, 2017

County:

Agency: WSDOT - OLY

Func Cls	Project Number	PIN	STIP ID	Imp Type	Total Project Length	Environmental Type	RW Required	Begin Termini	End Termini	Total Est. Cost of Project	STIP Amend. No.
01	9999(782)	300090I	300090I23	20		CE	No	Various	Various	136,178	1701 AdMod

Thurston/Mason County - Stormwater Retrofit

Storm water runoff leaves the right of way without being treated. By replacing existing catch basins with mechanical storm water treatment structures, and installing curbing and Compost Amended Vegetated Filter Strips, highway runoff will be directed away from sensitive areas and prevent erosion.

Funding

Phase	Start Date	Federal Fund Code	Federal Funds	State Fund Code	State Funds	Local Funds	Total
CN	2018	STP	109,172		0	2,228	111,400
Project Totals			109,172		0	2,228	111,400

Expenditure Schedule

Phase	1st	2nd	3rd	4th	5th & 6th
CN	0	111,400	0	0	0
Totals	0	111,400	0	0	0

Washington State S. T. I. P.

2017 to 2020

(Project Funds to Nearest Dollar)

MPO/RTPO: Peninsula RTPO

N Inside

Y Outside

November 17, 2017

County:

Agency: WSDOT - OLY

Func Cls	Project Number	PIN	STIP ID	Imp Type	Total Project Length	Environmental Type	RW Required	Begin Termini	End Termini	Total Est. Cost of Project	STIP Amend. No.
02	0101(371)	310198G	310198G-05	20	0.010	DCE	Yes	253.85	253.86	4,705,621	

US 101/Bagley Creek - Remove Fish Barrier

Remove fish passage barrier (990021)

The existing drainage structure at this location has been identified as a fish passage barrier. By replacing the existing structure with a fish passable structure, the restriction to fish passage will be eliminated. Remove fish passage barrier (990021).

Funding

Phase	Start Date	Federal	Fund Code	Federal Funds		State Funds	Local Funds	Total
				State Fund Code	State Funds			
PE	2019		NHPP		427,761	0	17,823	445,584
RW	2020		NHPP		48,530	0	990	49,520
Project Totals					476,291	0	18,813	495,104

Expenditure Schedule

Phase	1st	2nd	3rd	4th	5th & 6th
PE	0	0	445,584	0	0
RW	0	0	0	49,520	0
CN	0	0	0	0	4,168,517
Totals	0	0	445,584	49,520	4,168,517

Washington State S. T. I. P.

2017 to 2020

(Project Funds to Nearest Dollar)

MPO/RTPO: Peninsula RTPO

N Inside

Y Outside

November 17, 2017

County:

Agency: WSDOT - OLY

Func Cls	Project Number	PIN	STIP ID	Imp Type	Total Project Length	Environmental Type	RW Required	Begin Termini	End Termini	Total Est. Cost of Project	STIP Amend. No.
02		310148B	310148B05	40	0.040	DCE	No	296.65	296.69	830,112	

US 101/Big Quilcene River Bridge - Bridge Painting

The steel components of this structure require cleaning and painting to delay deterioration. By painting this structure, the service life of the bridge will be extended. Paint steel bridge 101/256.

Funding

Phase	Start Date	Federal	Fund Code	Federal Funds	State Fund Code	State Funds	Local Funds	Total
PE	2020			0	CWA	155,375	0	155,375
Project Totals				0		155,375	0	155,375

Expenditure Schedule

Phase	1st	2nd	3rd	4th	5th & 6th
PE	0	0	0	155,375	0
CN	0	0	0	0	674,737
Totals	0	0	0	155,375	674,737

Washington State S. T. I. P.

2017 to 2020

(Project Funds to Nearest Dollar)

MPO/RTPO: Peninsula RTPO

N Inside

Y Outside

November 17, 2017

County:

Agency: WSDOT - OLY

Func Cls	Project Number	PIN	STIP ID	Imp Type	Total Project Length	Environmental Type	RW Required	Begin Termini	End Termini	Total Est. Cost of Project	STIP Amend. No.
02		310161D	310161D-05	20	0.010	CE	Yes	271.98	271.99	2,629,051	

US 101/Chicken Coop Creek - Fish Barrier

This 3-foot by 4-foot concrete box culvert is a migratory fish barrier. This project will replace the existing box culvert with a three-sided bottomless culvert and realign the creek channel. When complete, this migratory fish passage barrier will be eliminated and sediment deposition reduced. Remove fish passage barrier (990075)

Funding

Phase	Start Date	Federal Fund Code	Federal Funds		State Fund Code	State Funds	Local Funds	Total
PE	2018	NHPP		239,985		0	9,999	249,984
RW	2019			0		0	47,720	47,720
CN	2020			0		0	2,072,039	2,072,039
Project Totals				239,985		0	2,129,758	2,369,743

Expenditure Schedule

Phase	1st	2nd	3rd	4th	5th & 6th
PE	0	249,984	0	0	0
RW	0	0	47,720	0	0
CN	0	0	0	2,072,039	0
Totals	0	249,984	47,720	2,072,039	0

Washington State S. T. I. P.

2017 to 2020

(Project Funds to Nearest Dollar)

MPO/RTPO: Peninsula RTPO

N Inside

Y Outside

November 17, 2017

County:

Agency: WSDOT - OLY

Func Cls	Project Number	PIN	STIP ID	Imp Type	Total Project Length	Environmental Type	RW Required	Begin Termini	End Termini	Total Est. Cost of Project	STIP Amend. No.
02	0101(355)	310195H	310195H23	20	0.220	CE	Yes	346.87	347.09	23,557,828	1703 AdMod

US 101/Coffee Creek - Remove Fish Barrier

The existing drainage structure at this location has been identified as a fish passage barrier. By replacing the existing structure with a fish passable structure, the restriction to fish passage will be eliminated. Remove fish passage barrier(115 MC093).

Funding

Phase	Start Date	Federal Fund Code	Federal Funds		State Fund Code	State Funds	Local Funds	Total
			Federal	Funds				
RW	2017	NHPP		98,000		0	2,000	100,000
CN	2017	NHPP		2,536,633		0	51,768	2,588,401
CN	2018	NHPP		9,521,932		0	194,325	9,716,257
CN	2019	NHPP		9,261,819		0	189,017	9,450,836
CN	2020	NHPP		110,087		0	2,247	112,334
Project Totals				21,528,471		0	439,357	21,967,828

Expenditure Schedule

Phase	1st	2nd	3rd	4th	5th & 6th
RW	38,387	61,613	0	0	0
CN	2,588,401	9,716,257	9,450,836	112,334	0
Totals	2,626,788	9,777,870	9,450,836	112,334	0

Washington State S. T. I. P.

2017 to 2020

(Project Funds to Nearest Dollar)

MPO/RTPO: Peninsula RTPO

N Inside

Y Outside

November 17, 2017

County:

Agency: WSDOT - OLY

Func Cls	Project Number	PIN	STIP ID	Imp Type	Total Project Length	Environmental Type	RW Required	Begin Termini	End Termini	Total Est. Cost of Project	STIP Amend. No.
02	0101(372)	310174D	310174D-05	20	0.010	DCE	Yes	274.25	274.26	2,151,521	

US 101/Eagle Creek - Remove Fish Barrier

Remove fish passage barrier (990134)

The existing drainage structure at this location has been identified as a fish passage barrier. By replacing the existing structure with a fish passable structure, the restriction to fish passage will be eliminated. Remove fish passage barrier (990134).

Funding

Phase	Start Date	Federal Fund Code	Federal Funds		State Fund Code	State Funds	Local Funds	Total
			Federal	Fund Code				
PE	2019	NHPP	233,039			0	9,710	242,749
Project Totals			233,039			0	9,710	242,749

Expenditure Schedule

Phase	1st	2nd	3rd	4th	5th & 6th
PE	0	0	242,749	0	0
RW	0	0	0	0	37,980
CN	0	0	0	0	1,828,791
Totals	0	0	242,749	0	1,866,771

Washington State S. T. I. P.

2017 to 2020

(Project Funds to Nearest Dollar)

MPO/RTPO: Peninsula RTPO

N Inside

Y Outside

November 17, 2017

County:

Agency: WSDOT - OLY

Func Cls	Project Number	PIN	STIP ID	Imp Type	Total Project Length	Environmental Type	RW Required	Begin Termini	End Termini	Total Est. Cost of Project	STIP Amend. No.
02		310135F	310135F-05	11	0.570	CE	Yes	239.23	239.80	29,532,869	1704 AdMod

US 101/Elwha River Bridge - Bridge Replacement

The existing bridge built in 1926 is structurally deficient. This project replaces the existing bridge with a new structure designed to current standards reducing the potential for catastrophic failure and preserving the functional integrity of the roadway. Replace existing deficient bridge #101/334.

Funding

Phase	Start Date	Federal Fund Code	Federal Funds		State Fund Code	State Funds	Local Funds	Total
			Federal	Fund Code				
PE	2017	NHPP	2,001,181			0	83,383	2,084,564
RW	2017	NHPP	465,538			0	9,317	465,855
CN	2018	NHPP	4,390,655			0	89,605	4,480,260
CN	2019	NHPP	17,074,734			0	348,464	17,423,198
CN	2020	NHPP	4,730,941			0	96,550	4,827,491
Project Totals			28,654,049			0	627,319	29,281,368

Expenditure Schedule

Phase	1st	2nd	3rd	4th	5th & 6th
PE	2,084,564	0	0	0	0
RW	465,855	0	0	0	0
CN	0	4,480,260	17,423,198	4,827,491	0
Totals	2,550,419	4,480,260	17,423,198	4,827,491	0

Washington State S. T. I. P.

2017 to 2020

(Project Funds to Nearest Dollar)

MPO/RTPO: Peninsula RTPO

N Inside

Y Outside

November 17, 2017

County:

Agency: WSDOT - OLY

Func Cls	Project Number	PIN	STIP ID	Imp Type	Total Project Length	Environmental Type	RW Required	Begin Termini	End Termini	Total Est. Cost of Project	STIP Amend. No.
02	0101(374)	310155G	310155G-16	20	0.040	CE	Yes	147.47	147.51	3,118,538	1709 AdMod

US 101/Fisher Creek - Remove Fish Barrier

The existing drainage structure at this location has been identified as a fish passage barrier. By replacing the existing structure with a fish passable structure, the restriction to fish passage will be eliminated. Remove fish passage barrier (990148).

Funding

Phase	Start Date	Federal Fund Code	Federal Funds		State Fund Code	State Funds	Local Funds	Total
			Federal	Funds				
RW	2017	NHPP		26,362		0	538	26,900
CN	2018	NHPP		13,441		0	274	13,715
CN	2019	NHPP		961,516		0	19,623	981,139
CN	2020	NHPP		1,234,357		0	25,191	1,259,548
Project Totals				2,235,676		0	45,626	2,281,302

Expenditure Schedule

Phase	1st	2nd	3rd	4th	5th & 6th
RW	26,900	0	0	0	0
CN	0	13,715	981,139	1,259,548	287,798
Totals	26,900	13,715	981,139	1,259,548	287,798

Washington State S. T. I. P.

2017 to 2020

(Project Funds to Nearest Dollar)

MPO/RTPO: Peninsula RTPO

N Inside

Y Outside

November 17, 2017

County:

Agency: WSDOT - OLY

Func Cls	Project Number	PIN	STIP ID	Imp Type	Total Project Length	Environmental Type	RW Required	Begin Termini	End Termini	Total Est. Cost of Project	STIP Amend. No.
02		310169D	310169D05	14	0.010	DCE	No	313.55	313.56	1,054,394	

US 101/Fulton Creek Bridge - Special Repair

Slope protection previously placed to protect the piers and abutments is no longer in place and the embankment is beginning to erode around the abutments. This project will repair the scour damage to the structure, preventing further erosion, and maintaining the structural integrity of the bridge. Repair and encase section of concrete columns on bridge 101/269.

Funding

Phase	Start Date	Federal	Fund Code	Federal Funds		Local Funds	Total
				State Fund Code	State Funds		
PE	2019		NHPP		235,052	0	244,846
CN	2020		NHPP		793,357	0	809,548
Project Totals					1,028,409	0	1,054,394

Expenditure Schedule

Phase	1st	2nd	3rd	4th	5th & 6th
PE	0	0	244,846	0	0
CN	0	0	0	809,548	0
Totals	0	0	244,846	809,548	0

Washington State S. T. I. P.

2017 to 2020

(Project Funds to Nearest Dollar)

MPO/RTPO: Peninsula RTPO

N Inside

Y Outside

November 17, 2017

County:

Agency: WSDOT - OLY

Func Cls	Project Number	PIN	STIP ID	Imp Type	Total Project Length	Environmental Type	RW Required	Begin Termini	End Termini	Total Est. Cost of Project	STIP Amend. No.
14		310153G	310153G-05	14	0.150	CE	No	249.65	283.85	110,111	17-01

US 101/Golf Course Rd to N of W Uncas Rd - Special Repair

The strip seal expansion joints on these structures have reached their usable service life and need replacement. The bridge deck grading needs to be addressed. This project will replace the strip seals expansion joints and fixed the grading on the deck to extend the service life of these structures. Replace expansion joints and deck repair on bridges 101/352,250 and 251.

Funding

Phase	Start Date	Federal Fund Code	Federal Funds		State Fund Code	State Funds	Local Funds	Total
			Federal Funds	State Funds				
PE	2019	STP	14,105			0	587	14,692
CN	2020	STP	93,511			0	1,908	95,419
Project Totals			107,616			0	2,495	110,111

Expenditure Schedule

Phase	1st	2nd	3rd	4th	5th & 6th
PE	0	0	14,692	0	0
CN	0	0	0	95,419	0
Totals	0	0	14,692	95,419	0

Washington State S. T. I. P.

2017 to 2020

(Project Funds to Nearest Dollar)

MPO/RTPO: Peninsula RTPO

N Inside

Y Outside

November 17, 2017

County:

Agency: WSDOT - OLY

Func Cls	Project Number	PIN	STIP ID	Imp Type	Total Project Length	Environmental Type	RW Required	Begin Termini	End Termini	Total Est. Cost of Project	STIP Amend. No.
02	0101(360)	310199J	310199J16	20	0.010	CE	Yes	146.85	146.86	9,820,060	

US 101/Harlow Creek - Remove Fish Barrier

The existing drainage structure at this location has been identified as a fish passage barrier. By replacing the existing structure with a fish passable structure, the restriction to fish passage will be eliminated. Remove fish passage barrier (990178).

Funding

Phase	Start Date	Federal Fund Code	Federal Funds	State Fund Code	State Funds	Local Funds	Total
RW	2017	NHPP	46,766		0	954	47,720
CN	2018		0	CWA	8,554,700	0	8,554,700
Project Totals			46,766		8,554,700	954	8,602,420

Expenditure Schedule

Phase	1st	2nd	3rd	4th	5th & 6th
RW	47,720	0	0	0	0
CN	0	8,554,700	0	0	0
Totals	47,720	8,554,700	0	0	0

Washington State S. T. I. P.

2017 to 2020

(Project Funds to Nearest Dollar)

MPO/RTPO: Peninsula RTPO

N Inside

Y Outside

November 17, 2017

County:

Agency: WSDOT - OLY

Func Cls	Project Number	PIN	STIP ID	Imp Type	Total Project Length	Environmental Type	RW Required	Begin Termini	End Termini	Total Est. Cost of Project	STIP Amend. No.
02	0101(373)	310198M	310198M-05	20	0.010	DCE	Yes	238.35	238.36	7,246,773	

US 101/Indian Creek - Remove Fish Barrier

Remove fish passage barrier (18.0283 2.00)

The existing drainage structure at this location has been identified as a fish passage barrier. By replacing the existing structure with a fish passable structure, the restriction to fish passage will be eliminated. Remove fish passage barrier (18.0283 2.00).

Funding

Phase	Start Date	Federal Fund Code	Federal Funds		State Fund Code	State Funds	Local Funds	Total
			Federal	Fund Code				
PE	2019	NHPP	677,671			0	28,236	705,907
RW	2020	NHPP	35,898			0	732	36,630
Project Totals			713,569			0	28,968	742,537

Expenditure Schedule

Phase	1st	2nd	3rd	4th	5th & 6th
PE	0	0	705,907	0	0
RW	0	0	0	36,630	0
CN	0	0	0	0	6,462,235
Totals	0	0	705,907	36,630	6,462,235

Washington State S. T. I. P.

2017 to 2020

(Project Funds to Nearest Dollar)

MPO/RTPO: Peninsula RTPO

N Inside

Y Outside

November 17, 2017

County:

Agency: WSDOT - OLY

Func Cls	Project Number	PIN	STIP ID	Imp Type	Total Project Length	Environmental Type	RW Required	Begin Termini	End Termini	Total Est. Cost of Project	STIP Amend. No.
02	0101(358)	310198H	310198H-05	20	0.250	CE	No	267.00	267.25	9,254,518	17-03

US 101/Johnson Creek - Remove Fish Barrier

The existing drainage structure at this location has been identified as a fish passage barrier. By replacing the existing structure with a fish passable structure, the restriction to fish passage will be eliminated. Remove fish passage barrier (990219).

Funding

Phase	Start Date	Federal	Fund Code	Federal Funds	State Fund Code	State Funds	Local Funds	Total
PE	2017		STP	605,754		0	27,723	633,477
Project Totals				605,754		0	27,723	633,477

Expenditure Schedule

Phase	1st	2nd	3rd	4th	5th & 6th
PE	42,000	0	0	591,477	0
CN	0	0	0	0	8,561,440
Totals	42,000	0	0	591,477	8,561,440

Washington State S. T. I. P.

2017 to 2020

(Project Funds to Nearest Dollar)

MPO/RTPO: Peninsula RTPO

N Inside

Y Outside

November 17, 2017

County:

Agency: WSDOT - OLY

Func Cls	Project Number	PIN	STIP ID	Imp Type	Total Project Length	Environmental Type	RW Required	Begin Termini	End Termini	Total Est. Cost of Project	STIP Amend. No.
02	0101(376)	310199L	310199L05	14	0.020	DCE	No	356.17	358.19	1,498,443	1709 AdMod

US 101/Kennedy Creek Bridges - Special Repair

The support columns of this structure are showing signs of deterioration. This project will clean and encase the deteriorated columns to preserve the structural integrity and extend the service life of this bridge. Clean and encase concrete columns on bridges 101/432E and 101/432W.

Funding

Phase	Start Date	Federal Fund Code	Federal Funds		State Fund Code	State Funds	Local Funds	Total
			Federal	Funds				
PE	2017	NHPP		193,920		0	7,853	201,773
CN	2018	NHPP		1,270,737		0	25,933	1,296,670
Project Totals				1,464,657		0	33,786	1,498,443

Expenditure Schedule

Phase	1st	2nd	3rd	4th	5th & 6th
PE	201,773	0	0	0	0
CN	0	1,296,670	0	0	0
Totals	201,773	1,296,670	0	0	0

Washington State S. T. I. P.

2017 to 2020

(Project Funds to Nearest Dollar)

MPO/RTPO: Peninsula RTPO

N Inside

Y Outside

November 17, 2017

County:

Agency: WSDOT - OLY

Func Cls	Project Number	PIN	STIP ID	Imp Type	Total Project Length	Environmental Type	RW Required	Begin Termini	End Termini	Total Est. Cost of Project	STIP Amend. No.
02	0101(370)	310155I	310155I16	20	0.010	DCE	Yes	292.52	292.53	4,641,600	

US 101/Leland Creek Trib to Little Quilcene River - Remove Fish Barrier

Remove fish passage barrier (990241)

The existing drainage structure at this location has been identified as a fish passage barrier. By replacing the existing structure with a fish passable structure, the restriction to fish passage will be eliminated. Remove fish passage barrier (990241)

Funding

Phase	Start Date	Federal Fund Code	Federal Funds		State Fund Code	State Funds	Local Funds	Total
			Federal	Funds				
PE	2019	NHPP		570,241		0	23,759	594,000
Project Totals				570,241		0	23,759	594,000

Expenditure Schedule

Phase	1st	2nd	3rd	4th	5th & 6th
PE	0	0	0	594,000	0
RW	0	0	0	0	51,400
CN	0	0	0	0	3,954,200
Totals	0	0	0	594,000	4,005,600

Washington State S. T. I. P.

2017 to 2020

(Project Funds to Nearest Dollar)

MPO/RTPO: Peninsula RTPO

N Inside

Y Outside

November 17, 2017

County:

Agency: WSDOT - OLY

Func Cls	Project Number	PIN	STIP ID	Imp Type	Total Project Length	Environmental Type	RW Required	Begin Termini	End Termini	Total Est. Cost of Project	STIP Amend. No.
02		310103G	310103G05	21	0.010	DCE	No	352.61	352.62	5,000,000	1701 AdMod

US 101/Lynch Road - Safety Improvements

Through a statewide analysis this section of US 101 has been identified as a Collision Analysis Location (CAL). This project will use least cost planning principles to identify and implement countermeasures that have the potential to reduce the frequency and severity of collisions at this intersection.

Funding

Phase	Start Date	Federal Fund Code	Federal Funds		State Fund Code	State Funds	Local Funds	Total
CN	2018		0		CWA	5,000,000	0	5,000,000
Project Totals			0			5,000,000	0	5,000,000

Expenditure Schedule

Phase	1st	2nd	3rd	4th	5th & 6th
CN	0	5,000,000	0	0	0
Totals	0	5,000,000	0	0	0

Washington State S. T. I. P.

2017 to 2020

(Project Funds to Nearest Dollar)

MPO/RTPO: Peninsula RTPO

N Inside

Y Outside

November 17, 2017

County:

Agency: WSDOT - OLY

Func Cls	Project Number	PIN	STIP ID	Imp Type	Total Project Length	Environmental Type	RW Required	Begin Termini	End Termini	Total Est. Cost of Project	STIP Amend. No.
02	0101(357)	310196C	310196C05	20	0.640	CE	Yes	260.61	261.25	2,727,807	

US 101/Matriotti Creek - Fish Barrier

The existing drainage structure at this location has been identified as a fish passage barrier. By replacing the existing structure with a fish passable structure, the restriction to fish passage will be eliminated. Remove fish passage barrier (18.0021 5.40).

Funding

Phase	Start Date	Federal Fund Code	Federal Funds		State Fund Code	State Funds	Local Funds	Total
			Federal	Fund Code				
CN	2017	NHPP		2,176,182		0	44,878	2,221,060
Project Totals				2,176,182		0	44,878	2,221,060

Expenditure Schedule

Phase	1st	2nd	3rd	4th	5th & 6th
CN	2,221,060	0	0	0	0
Totals	2,221,060	0	0	0	0

Washington State S. T. I. P.

2017 to 2020

(Project Funds to Nearest Dollar)

MPO/RTPO: Peninsula RTPO

N Inside

Y Outside

November 17, 2017

County:

Agency: WSDOT - OLY

Func Cls	Project Number	PIN	STIP ID	Imp Type	Total Project Length	Environmental Type	RW Required	Begin Termini	End Termini	Total Est. Cost of Project	STIP Amend. No.
02	0101(368)	310199N	310199N-05	20	0.100	DCE	Yes	184.61	184.71	7,060,000	

US 101/May Creek in Vic of Dowans Creek Rd - Remove Fish Barrier

Remove fish passage barrier (990269)

The existing drainage structure at this location has been identified as a fish passage barrier. By replacing the existing structure with a fish passable structure, the restriction to fish passage will be eliminated. Remove fish passage barrier (990269).

Funding

Phase	Start Date	Federal Fund Code	Federal Funds		State Fund Code	State Funds	Local Funds	Total
PE	2019	NHPP	881,279			0	36,721	918,000
RW	2020	NHPP	19,600			0	400	20,000
Project Totals			900,879			0	37,121	938,000

Expenditure Schedule

Phase	1st	2nd	3rd	4th	5th & 6th
PE	0	0	918,000	0	0
RW	0	0	0	20,000	0
CN	0	0	0	0	6,080,000
Totals	0	0	918,000	20,000	6,080,000

Washington State S. T. I. P.

2017 to 2020

(Project Funds to Nearest Dollar)

MPO/RTPO: Peninsula RTPO

N Inside

Y Outside

November 17, 2017

County:

Agency: WSDOT - OLY

Func Cls	Project Number	PIN	STIP ID	Imp Type	Total Project Length	Environmental Type	RW Required	Begin Termini	End Termini	Total Est. Cost of Project	STIP Amend. No.
14		310101E	310101E-05	21	0.980	CE	No	251.68	252.66	300,000	

US 101/Morse Creek Vicinity - Safety Improvements

Through a statewide analysis, two locations within the project limits have been identified as Collision Analysis Locations (CAL). By re-striping the existing roadway to provide a wider painted median and installing radar speed control signs, this project has the potential to reduce the number of opposite direction type crashes.

Funding

Phase	Start Date	Federal Fund Code	Federal Funds		State Fund Code	State Funds	Local Funds	Total
			Federal	Funds				
PE	2019	HSIP		120,000		0	5,000	125,000
CN	2020	HSIP		171,500		0	3,500	175,000
Project Totals				291,500		0	8,500	300,000

Expenditure Schedule

Phase	1st	2nd	3rd	4th	5th & 6th
PE	0	0	125,000	0	0
CN	0	0	0	175,000	0
Totals	0	0	125,000	175,000	0

Washington State S. T. I. P.

2017 to 2020

(Project Funds to Nearest Dollar)

MPO/RTPO: Peninsula RTPO

N Inside

Y Outside

November 17, 2017

County:

Agency: WSDOT - OLY

Func Cls	Project Number	PIN	STIP ID	Imp Type	Total Project Length	Environmental Type	RW Required	Begin Termini	End Termini	Total Est. Cost of Project	STIP Amend. No.
02		310132N	310132N-23	21	10.210	CE	Yes	329.07	339.28	56,363	

US 101/N of Jct SR 119 to S of Bourgault Rd - ADA compliance

This project will look at the ADA curb ramps within the project area to determine if they meet current ADA standards. Upgrading curb ramps to current standards will improve pedestrian access and has the potent to improve safety.

Funding

Phase	Start Date	Federal	Fund Code	Federal Funds	State Fund Code	State Funds	Local Funds	Total
PE	2017		STP	20,870		0	870	21,740
RW	2018		STP	10,476		0	214	10,690
CN	2018		STP	23,444		0	489	23,933
Project Totals				54,790		0	1,573	56,363

Expenditure Schedule

Phase	1st	2nd	3rd	4th	5th & 6th
PE	21,740	0	0	0	0
RW	0	10,690	0	0	0
CN	0	23,933	0	0	0
Totals	21,740	34,623	0	0	0

Washington State S. T. I. P.

2017 to 2020

(Project Funds to Nearest Dollar)

MPO/RTPO: Peninsula RTPO

N Inside

Y Outside

November 17, 2017

County:

Agency: WSDOT - OLY

Func Cls	Project Number	PIN	STIP ID	Imp Type	Total Project Length	Environmental Type	RW Required	Begin Termini	End Termini	Total Est. Cost of Project	STIP Amend. No.
02		310104H	310104H16	21	0.600	DCE	Yes	152.62	153.22	420,370	17-02

US 101/N of Queets River Bridge - Culvert Replacement

The existing culvert in this location is experiencing structural failure. This project will replace or repair the existing culvert providing improved drainage and preserving the structural integrity of the roadway. Replace existing culvert #43001.

Funding

Phase	Start Date	Federal	Fund Code	Federal Funds		State Funds	Local Funds	Total
				State Fund Code	State Funds			
PE	2017			0	CWA	118,105	0	118,105
RW	2018			0	CWA	31,050	0	31,050
CN	2019			0	CWA	271,215	0	271,215
Project Totals				0		420,370	0	420,370

Expenditure Schedule

Phase	1st	2nd	3rd	4th	5th & 6th
PE	118,105	0	0	0	0
RW	0	31,050	0	0	0
CN	0	0	271,215	0	0
Totals	118,105	31,050	271,215	0	0

Washington State S. T. I. P.

2017 to 2020

(Project Funds to Nearest Dollar)

MPO/RTPO: Peninsula RTPO

N Inside

Y Outside

November 17, 2017

County:

Agency: WSDOT - OLY

Func Cls	Project Number	PIN	STIP ID	Imp Type	Total Project Length	Environmental Type	RW Required	Begin Termini	End Termini	Total Est. Cost of Project	STIP Amend. No.
14		310102Y	310102Y-05	21	1.060	CE	Yes	251.74	252.80	8,660,932	

US 101/NE of N Masters Rd to N of Buchanan Rd - Safety Improvements

Through a statewide analysis, this section of US 101 has been identified as a Collision Analysis Corridor (CAC). By widening US 101 to facilitate the installation of median barrier, the frequency of collisions may be reduced and motorist safety enhanced.

Funding

Phase	Start Date	Federal Fund Code	Federal Funds	State Fund Code	State Funds	Local Funds	Total
PE	2020	NHPP	788,207		0	32,842	821,049
Project Totals			788,207		0	32,842	821,049

Expenditure Schedule

Phase	1st	2nd	3rd	4th	5th & 6th
PE	0	0	0	821,049	0
RW	0	0	0	0	1,332,000
CN	0	0	0	0	6,507,883
Totals	0	0	0	821,049	7,839,883

Washington State S. T. I. P.

2017 to 2020

(Project Funds to Nearest Dollar)

MPO/RTPO: Peninsula RTPO

N Inside

Y Outside

November 17, 2017

County:

Agency: WSDOT - OLY

Func Cls	Project Number	PIN	STIP ID	Imp Type	Total Project Length	Environmental Type	RW Required	Begin Termini	End Termini	Total Est. Cost of Project	STIP Amend. No.
02	0101(361)	310104F	310104F-05	20	0.090	CE	Yes	256.10	256.19	22,725,070	17-10

US 101/Siebert Creek - Remove Fish Barrier

The existing drainage structure at this location has been identified as a fish passage barrier. By replacing the existing structure with a fish passable structure, the restriction to fish passage will be eliminated. Remove fish passage barrier (18.0173 2.40)

Funding

Phase	Start Date	Federal	Fund Code	Federal Funds	State Fund Code	State Funds	Local Funds	Total
RW	2019		NHPP	100,225		0	2,045	102,270
Project Totals				100,225		0	2,045	102,270

Expenditure Schedule

Phase	1st	2nd	3rd	4th	5th & 6th
RW	0	0	102,270	0	0
Totals	0	0	102,270	0	0

Washington State S. T. I. P.

2017 to 2020

(Project Funds to Nearest Dollar)

MPO/RTPO: Peninsula RTPO

N Inside

Y Outside

November 17, 2017

County:

Agency: WSDOT - OLY

Func Cls	Project Number	PIN	STIP ID	Imp Type	Total Project Length	Environmental Type	RW Required	Begin Termini	End Termini	Total Est. Cost of Project	STIP Amend. No.
02		310158F	310158F05	40	0.050	DCE	No	194.30	194.35	1,802,459	

US 101/Sol Duc River Bridge 101/310 - Bridge Painting

The steel components of this structure require cleaning and painting to delay deterioration. By painting this structure, the service life of the bridge will be extended. Paint steel bridge 101/310.

Funding

Phase	Start Date	Federal	Fund Code	Federal Funds		State Fund Code	State Funds	Local Funds	Total
PE	2017			0		CWA	166,975	0	166,975
CN	2017			0		CWA	1,635,484	0	1,635,484
Project Totals				0			1,802,459	0	1,802,459

Expenditure Schedule

Phase	1st	2nd	3rd	4th	5th & 6th
PE	166,975	0	0	0	0
CN	1,635,484	0	0	0	0
Totals	1,802,459	0	0	0	0

Washington State S. T. I. P.

2017 to 2020

(Project Funds to Nearest Dollar)

MPO/RTPO: Peninsula RTPO

N Inside

Y Outside

November 17, 2017

County:

Agency: WSDOT - OLY

Func Cls	Project Number	PIN	STIP ID	Imp Type	Total Project Length	Environmental Type	RW Required	Begin Termini	End Termini	Total Est. Cost of Project	STIP Amend. No.
02		310174L	310174L05	40	0.060	DCE	No	212.46	212.52	2,206,342	

US 101/Sol Duc River Bridge 101/322 - Bridge Painting

The steel components of this structure require cleaning and painting to delay deterioration. By painting this structure, the service life of the bridge will be extended. Paint steel bridge 101/322.

Funding

Phase	Start Date	Federal	Fund Code	Federal Funds	State Fund Code	State Funds	Local Funds	Total
PE	2017			0	CWA	204,389	0	204,389
CN	2017			0	CWA	2,001,953	0	2,001,953
Project Totals				0		2,206,342	0	2,206,342

Expenditure Schedule

Phase	1st	2nd	3rd	4th	5th & 6th
PE	204,389	0	0	0	0
CN	2,001,953	0	0	0	0
Totals	2,206,342	0	0	0	0

Washington State S. T. I. P.

2017 to 2020

(Project Funds to Nearest Dollar)

MPO/RTPO: Peninsula RTPO

N Inside

Y Outside

November 17, 2017

County:

Agency: WSDOT - OLY

Func Cls	Project Number	PIN	STIP ID	Imp Type	Total Project Length	Environmental Type	RW Required	Begin Termini	End Termini	Total Est. Cost of Project	STIP Amend. No.
02	0101(369)	310198D	310198D-16	20	0.010	CE	Yes	162.54	162.66	7,780,001	1710 AdMod

US 101/Steamboat Creek - Remove Fish Barrier

The existing drainage structure at this location has been identified as a fish passage barrier. By replacing the existing structure with a fish passable structure, the restriction to fish passage will be eliminated. Remove fish passage barrier (990400).

Funding

Phase	Start Date	Federal Fund Code	Federal Funds		State Fund Code	State Funds	Local Funds	Total
			Federal	Funds				
PE	2017	STP		480,960		0	20,040	501,000
RW	2018	NHPP		33,545		0	685	34,230
CN	2019			0	CWA	6,744,771	0	6,744,771
Project Totals				514,505		6,744,771	20,725	7,280,001

Expenditure Schedule

Phase	1st	2nd	3rd	4th	5th & 6th
PE	501,000	0	0	0	0
RW	0	34,230	0	0	0
CN	0	0	6,744,771	0	0
Totals	501,000	34,230	6,744,771	0	0

Washington State S. T. I. P.

2017 to 2020

(Project Funds to Nearest Dollar)

MPO/RTPO: Peninsula RTPO

N Inside

Y Outside

November 17, 2017

County:

Agency: WSDOT - OLY

Func Cls	Project Number	PIN	STIP ID	Imp Type	Total Project Length	Environmental Type	RW Required	Begin Termini	End Termini	Total Est. Cost of Project	STIP Amend. No.
02	0101(375)	310198Q	310198Q-16	20	0.010	CE	Yes	175.44	175.46	3,606,080	

US 101/Unnamed Tributary to Hoh River - Remove Fish Barrier

The existing drainage structure at this location has been identified as a fish passage barrier. By replacing the existing structure with a fish passable structure, the restriction to fish passage will be eliminated. Remove fish passage barrier (991647).

Funding

Phase	Start Date	Federal	Fund Code	Federal Funds	State Fund Code	State Funds	Local Funds	Total
PE	2017		NHPP	579,360		0	24,140	603,500
Project Totals				579,360		0	24,140	603,500

Expenditure Schedule

Phase	1st	2nd	3rd	4th	5th & 6th
PE	603,500	0	0	0	0
Totals	603,500	0	0	0	0

Washington State S. T. I. P.

2017 to 2020

(Project Funds to Nearest Dollar)

MPO/RTPO: Peninsula RTPO

N Inside

Y Outside

November 17, 2017

County:

Agency: WSDOT - OLY

Func Cls	Project Number	PIN	STIP ID	Imp Type	Total Project Length	Environmental Type	RW Required	Begin Termini	End Termini	Total Est. Cost of Project	STIP Amend. No.
02		310198I	310198I-05	20	0.010	CE	Yes	268.54	268.55	6,093,203	

US 101/Unnamed Tributary to Sequim Bay - Remove Fish Barrier

The existing drainage structure at this location has been identified as a fish passage barrier. By replacing the existing structure with a fish passable structure, the restriction to fish passage will be eliminated. Remove fish passage barrier (991667).

Funding

Phase	Start Date	Federal	Fund Code	Federal Funds	State Fund Code	State Funds	Local Funds	Total
PE	2020		NHPP	635,953		0	26,498	662,451
Project Totals				635,953		0	26,498	662,451

Expenditure Schedule

Phase	1st	2nd	3rd	4th	5th & 6th
PE	0	0	0	662,451	0
RW	0	0	0	0	51,040
CN	0	0	0	0	5,379,712
Totals	0	0	0	662,451	5,430,752

Washington State S. T. I. P.

2017 to 2020

(Project Funds to Nearest Dollar)

MPO/RTPO: Peninsula RTPO

N Inside

Y Outside

November 17, 2017

County:

Agency: WSDOT - OLY

Func Cls	Project Number	PIN	STIP ID	Imp Type	Total Project Length	Environmental Type	RW Required	Begin Termini	End Termini	Total Est. Cost of Project	STIP Amend. No.
02		310101V	310101V-05	21	9.020	CE	No	253.31	261.96	2,300,700	

US 101/Vic Deer Park Rd to Dungeness River Br - Install Cable Barrier

Through a statewide analysis, it has been determined that placing median barrier on limited access divided highways is a cost effective method of reducing the severity of cross over collisions. By installing cable median barrier, this project has the potential to reduce the incidences of vehicles crossing through the median into the opposite direction of travel.

Funding

Phase	Start Date	Federal Fund Code	Federal Funds		State Fund Code	State Funds	Local Funds	Total
			Federal	State				
PE	2017	HSIP	291,984			0	12,166	304,150
CN	2018	HSIP	1,956,619			0	39,931	1,996,550
Project Totals			2,248,603			0	52,097	2,300,700

Expenditure Schedule

Phase	1st	2nd	3rd	4th	5th & 6th
PE	304,150	0	0	0	0
CN	0	1,996,550	0	0	0
Totals	304,150	1,996,550	0	0	0

Agency Totals for WSDOT - OLY	Federal Funds		State Funds	Local Funds	Total
	Federal	State			
	130,490,248		39,453,570	5,031,436	174,975,254

Washington State S. T. I. P.

2017 to 2020

(Project Funds to Nearest Dollar)

MPO/RTPO: PSRC

Y Inside

N Outside

November 17, 2017

County: King

Agency: Algona

Func Cls	Project Number	PIN	STIP ID	Imp Type	Total Project Length	Environmental Type	RW Required	Begin Termini	End Termini	Total Est. Cost of Project	STIP Amend. No.
00	1017(009)		ALG-2	28	0.050	CE	No	1st Avenue	5th Avenue South	784,561	

Milwaukee Avenue Sidewalks

The project will replace sidewalk on both sides of the road from 1st Avenue to the south City limits. The project may over excavate the existing subgrade and compact the new subgrade material. Small retaining walls may be needed in some locations due to the steep slope on the backside of the existing sidewalks. Marked crosswalks may be added on each side road crossing.

Funding

Phase	Start Date	Federal Fund Code	Federal Funds		State Fund Code	State Funds	Local Funds	Total
			Federal Funds	State Funds				
CN	2017	SRTS	657,171			0	34,588	691,759
Project Totals			657,171			0	34,588	691,759

Expenditure Schedule

Phase	1st	2nd	3rd	4th	5th & 6th
ALL	691,759	0	0	0	0
Totals	691,759	0	0	0	0

Agency Totals for Algona	Federal Funds		State Funds	Local Funds	Total
	Federal Funds	State Funds			
Agency Totals for Algona	657,171		0	34,588	691,759

Washington State S. T. I. P.

2017 to 2020

(Project Funds to Nearest Dollar)

MPO/RTPO: PSRC

Y Inside

N Outside

November 17, 2017

County: Snohomish

Agency: Arlington

Func Cls	Project Number	PIN	STIP ID	Imp Type	Total Project Length	Environmental Type	RW Required	Begin Termini	End Termini	Total Est. Cost of Project	STIP Amend. No.
16			ARL-14	04	0.000	CE	Yes	N/A	N/A	1,112,912	17-10

204th St and 74th Ave Intersection Improvements

Arlington intersection improvement project at 204th St and 74th Ave; project to include signalization for traffic flow control, pedestrian crossing safety improvements, installation of multiuse trail, and enhancements to an existing bus transit stop.

Funding

Phase	Start Date	Federal	Fund Code	Federal Funds		State Funds	Local Funds	Total
				State Fund Code	State Funds			
PE	2017				0	0	82,000	82,000
RW	2017				0	0	25,000	25,000
CN	2018		DEMO		791,912	0	214,000	1,005,912
Project Totals					791,912	0	321,000	1,112,912

Expenditure Schedule

Phase	1st	2nd	3rd	4th	5th & 6th
ALL	107,000	1,005,912	0	0	0
Totals	107,000	1,005,912	0	0	0

Washington State S. T. I. P.

2017 to 2020

(Project Funds to Nearest Dollar)

MPO/RTPO: PSRC

Y Inside

N Outside

November 17, 2017

County: Snohomish

Agency: Arlington

Func Cls	Project Number	PIN	STIP ID	Imp Type	Total Project Length	Environmental Type	RW Required	Begin Termini	End Termini	Total Est. Cost of Project	STIP Amend. No.
00			ARL-13	28	0.380	CE	No	BNSF RR right of way	State Route 9 (SR-9)	248,000	1705 AdMod

204th St Trail

The 204th St Trail project is a component of the City's master trail plan and proposes to install a 2,000-foot long, 12-foot wide mixed use trail on the north side of 204th Street. The trail will be installed adjacent to the 204th St curb. The 204th St Trail will be constructed on the north side of 204th St and will be within the street right-of-way. The east end of the trail will terminate at the SR-9 right-of-way and the west end of the trail will terminate at the Burlington Northern Santa Fe right-of-way. There is an existing 5-foot wide at-grade pedestrian crossing that traverses the BNSF rail corridor and connects with the Centennial Trail.

Funding

Phase	Start Date	Federal	Fund Code	Federal Funds		State Funds	Local Funds	Total
				Fund Code	State Fund Code			
PE	2018		STP(US)		28,545	0	4,455	33,000
CN	2019		STP(US)		115,655	0	99,345	215,000
Project Totals					144,200	0	103,800	248,000

Expenditure Schedule

Phase	1st	2nd	3rd	4th	5th & 6th
ALL	0	33,000	215,000	0	0
Totals	0	33,000	215,000	0	0

Washington State S. T. I. P.

2017 to 2020

(Project Funds to Nearest Dollar)

MPO/RTPO: PSRC

Y Inside

N Outside

November 17, 2017

County: Snohomish

Agency: Arlington

Func Cls	Project Number	PIN	STIP ID	Imp Type	Total Project Length	Environmental Type	RW Required	Begin Termini	End Termini	Total Est. Cost of Project	STIP Amend. No.
16			ARL-11	05	0.000	CE	No	Southern City Limits	180th St	223,688	

67th Ave Pavement Preservation

Pavement preservation will extend from the southern City limits to 180th Street, and will include milling, overlay, channelization, and ADA curb ramps.

Funding

Phase	Start Date	Federal	Fund Code	Federal Funds	State Fund Code	State Funds	Local Funds	Total
CN	2017		STP(US)	184,838		0	28,850	213,688
Project Totals				184,838		0	28,850	213,688

Expenditure Schedule

Phase	1st	2nd	3rd	4th	5th & 6th
ALL	213,688	0	0	0	0
Totals	213,688	0	0	0	0

	Federal Funds	State Funds	Local Funds	Total
Agency Totals for Arlington	1,120,950	0	453,650	1,574,600

Washington State S. T. I. P.

2017 to 2020

(Project Funds to Nearest Dollar)

MPO/RTPO: PSRC

Y Inside

N Outside

November 17, 2017

County: King

Agency: Auburn

Func Cls	Project Number	PIN	STIP ID	Imp Type	Total Project Length	Environmental Type	RW Required	Begin Termini	End Termini	Total Est. Cost of Project	STIP Amend. No.
16	9917(028)		AUB-47	05	7.570	CE	No	SR-167 NB Ramps	8th Street NE	1,635,000	1701 AdMod

15th Street NW/NE Preservation

Grind and overlay 15th Street NW/NE from the Right of Way line of SR167 to Auburn Way N; and grind and overlay Harvey Road NE from Auburn Way N to 8th Street NE. Upgrade curb ramps to meet current ADA standard, as well as remove unused driveway openings as an upgrade to non ADA compliant pedestrian facilities.

Funding

Phase	Start Date	Federal Fund Code	Federal Funds		State Fund Code	State Funds	Local Funds	Total
			Federal	State				
CN	2018	STP(UL)	750,000			0	750,000	1,500,000
Project Totals			750,000			0	750,000	1,500,000

Expenditure Schedule

Phase	1st	2nd	3rd	4th	5th & 6th
ALL	0	1,500,000	0	0	0
Totals	0	1,500,000	0	0	0

Washington State S. T. I. P.

2017 to 2020

(Project Funds to Nearest Dollar)

MPO/RTPO: PSRC

Y Inside

N Outside

November 17, 2017

County: King

Agency: Auburn

Func CIs	Project Number	PIN	STIP ID	Imp Type	Total Project Length	Environmental Type	RW Required	Begin Termini	End Termini	Total Est. Cost of Project	STIP Amend. No.
17			AUB-59	04	0.000	CE	No	22nd St. NE	I St NE	1,455,000	17-02

22nd St NE and I St NE Roundabout

The project will design and construct a modern roundabout at the 22nd St NE and I St NE intersection in place of the existing all-way stop control. The project will improve traffic operations, and will improve safety for non-motorized road-users and provide ADA accessibility.

Funding

Phase	Start Date	Federal	Fund Code	Federal Funds	State Fund Code	State Funds	Local Funds	Total
CN	2017		HSIP	940,000		0	235,000	1,175,000
Project Totals				940,000		0	235,000	1,175,000

Expenditure Schedule

Phase	1st	2nd	3rd	4th	5th & 6th
ALL	1,175,000	0	0	0	0
Totals	1,175,000	0	0	0	0

Washington State S. T. I. P.

2017 to 2020

(Project Funds to Nearest Dollar)

MPO/RTPO: PSRC

Y Inside

N Outside

November 17, 2017

County: King

Agency: Auburn

Func Cls	Project Number	PIN	STIP ID	Imp Type	Total Project Length	Environmental Type	RW Required	Begin Termini	End Termini	Total Est. Cost of Project	STIP Amend. No.
14			AUB-58	21	3.800	CE	No	3rd Street SE	E Valley Hwy Access Road	458,500	17-02

A St SE Corridor Signal Safety and Operations Improvements

This project will improve intersection traffic signal timing and operations, corridor coordination, traffic signal head visibility, and ADA accessibility along the A St SE Corridor between 3rd St SE and East Valley Highway Access Road.

Funding

Phase	Start Date	Federal	Fund Code	Federal Funds		State Fund Code	State Funds	Local Funds	Total
PE	2017		HSIP		92,970		0	10,330	103,300
CN	2017		HSIP		319,680		0	35,520	355,200
Project Totals					412,650		0	45,850	458,500

Expenditure Schedule

Phase	1st	2nd	3rd	4th	5th & 6th
ALL	458,500	0	0	0	0
Totals	458,500	0	0	0	0

Washington State S. T. I. P.

2017 to 2020

(Project Funds to Nearest Dollar)

MPO/RTPO: PSRC

Y Inside

N Outside

November 17, 2017

County: King

Agency: Auburn

Func Cls	Project Number	PIN	STIP ID	Imp Type	Total Project Length	Environmental Type	RW Required	Begin Termini	End Termini	Total Est. Cost of Project	STIP Amend. No.
16	1069(007)		AUB-53	04	0.000	DCE	Yes	N/A	N/A	924,000	

A Street SE and 37th Street SE

Widen the intersection for a U-turn, install an interconnected traffic signal, overlay the intersection, and upgrade the curb ramps.

Funding

Phase	Start Date	Federal	Fund Code	Federal Funds		State Funds	Local Funds	Total
				State Fund Code	State Funds			
RW	2017		HSIP		51,700	0	14,700	66,400
CN	2017		HSIP		635,360	0	87,240	722,600
Project Totals					687,060	0	101,940	789,000

Expenditure Schedule

Phase	1st	2nd	3rd	4th	5th & 6th
ALL	789,000	0	0	0	0
Totals	789,000	0	0	0	0

Washington State S. T. I. P.

2017 to 2020

(Project Funds to Nearest Dollar)

MPO/RTPO: PSRC

Y Inside

N Outside

November 17, 2017

County: King

Agency: Auburn

Func Cls	Project Number	PIN	STIP ID	Imp Type	Total Project Length	Environmental Type	RW Required	Begin Termini	End Termini	Total Est. Cost of Project	STIP Amend. No.
14			AUB-55	05	0.950	DCE	No	17th Street SE	E Main Street	1,763,600	1705 AdMod

A Street SE Preservation

This project will grind and overlay A Street SE from East Main Street to 17th Street SE, remove unused driveways, and upgrade all curb ramps and pedestrian signals to meet ADA requirements.

Funding

Phase	Start Date	Federal Fund Code	Federal Funds		State Fund Code	State Funds	Local Funds	Total
			Federal	Funds				
PE	2019	STP(UL)		99,360		0	99,360	198,720
CN	2019	STP(UL)		782,440		0	782,440	1,564,880
Project Totals				881,800		0	881,800	1,763,600

Expenditure Schedule

Phase	1st	2nd	3rd	4th	5th & 6th
ALL	0	0	1,763,600	0	0
Totals	0	0	1,763,600	0	0

Washington State S. T. I. P.

2017 to 2020

(Project Funds to Nearest Dollar)

MPO/RTPO: PSRC

Y Inside

N Outside

November 17, 2017

County: King

Agency: Auburn

Func Cls	Project Number	PIN	STIP ID	Imp Type	Total Project Length	Environmental Type	RW Required	Begin Termini	End Termini	Total Est. Cost of Project	STIP Amend. No.
14			AUB-56	05	0.910	DCE	No	22nd Street NE	8th Street NE	1,628,000	1705 AdMod

Auburn Way N Preservation Phase 2

This project will grind and overlay Auburn Way N from the 22nd Street NE to 8th Street NE, remove unused driveways, and upgrade all curb ramps and pedestrian signals to meet ADA requirements.

Funding

Phase	Start Date	Federal Fund Code	Federal Funds		State Fund Code	State Funds	Local Funds	Total
			Federal	Funds				
PE	2017			0		0	120,000	120,000
CN	2020	STP(UL)		889,720		0	618,280	1,508,000
Project Totals				889,720		0	738,280	1,628,000

Expenditure Schedule

Phase	1st	2nd	3rd	4th	5th & 6th
ALL	120,000	0	0	1,508,000	0
Totals	120,000	0	0	1,508,000	0

Washington State S. T. I. P.

2017 to 2020

(Project Funds to Nearest Dollar)

MPO/RTPO: PSRC

Y Inside

N Outside

November 17, 2017

County: King

Agency: Auburn

Func Cls	Project Number	PIN	STIP ID	Imp Type	Total Project Length	Environmental Type	RW Required	Begin Termini	End Termini	Total Est. Cost of Project	STIP Amend. No.
14			AUB-57	05	0.780	DCE	No	8th Street NE	SR-18	1,950,280	1705 AdMod

Auburn Way N Preservation Phase 3

This project will grind and overlay Auburn Way N from the 8th Street NE vicinity to SR18 vicinity, remove unused driveways, and upgrade all curb ramps and pedestrian signals to meet ADA requirements.

Funding

Phase	Start Date	Federal	Fund Code	Federal Funds		State Fund Code	State Funds	Local Funds	Total
PE	2019		STP(UL)	111,220			0	111,220	222,440
CN	2020		STP(UL)	863,920			0	863,920	1,727,840
Project Totals				975,140			0	975,140	1,950,280

Expenditure Schedule

Phase	1st	2nd	3rd	4th	5th & 6th
ALL	0	0	222,440	1,727,840	0
Totals	0	0	222,440	1,727,840	0

Washington State S. T. I. P.

2017 to 2020

(Project Funds to Nearest Dollar)

MPO/RTPO: PSRC

Y Inside

N Outside

November 17, 2017

County: King

Agency: Auburn

Func Cls	Project Number	PIN	STIP ID	Imp Type	Total Project Length	Environmental Type	RW Required	Begin Termini	End Termini	Total Est. Cost of Project	STIP Amend. No.
17	1094(002)		AUB-49	28	0.300	DCE	Yes	4th Street SE	Auburn Way S	2,450,000	1701 AdMod

F Street SE Non-Motorized Improvements

The project will complete innovative non-motorized improvements connecting the Les Gove Community Campus to Auburn's Designated Regional Growth Center. The individual elements of this project include pavement rehabilitation, construction of curb & gutter, sidewalks, ADA accessibility improvements, bike lanes, wayfinding signage, 'Bicycle Boulevard' markings and signage, utility undergrounding, streetscaping improvements, safety improvements, traffic signal interconnect, and minor right of way acquisition needed to accommodate new ADA ramps at corners. Additionally this project would fund the implementation of a City Bikeshare program for City Staff to travel between the various city facilities within the Downtown area including the Maintenance and Operation's facility, City Hall, Police Department, and Les Gove Park campus.

Funding

Phase	Start Date	Federal Fund Code	Federal Funds		State Fund Code	State Funds	Local Funds	Total
			Federal	State				
RW	2018	CMAQ	40,000			0	10,000	50,000
Project Totals			40,000			0	10,000	50,000

Expenditure Schedule

Phase	1st	2nd	3rd	4th	5th & 6th
ALL	0	50,000	0	0	0
Totals	0	50,000	0	0	0

Washington State S. T. I. P.

2017 to 2020

(Project Funds to Nearest Dollar)

MPO/RTPO: PSRC

Y Inside

N Outside

November 17, 2017

County: King

Agency: Auburn

Func Cls	Project Number	PIN	STIP ID	Imp Type	Total Project Length	Environmental Type	RW Required	Begin Termini	End Termini	Total Est. Cost of Project	STIP Amend. No.
14			AUB-54	24	1.100	DCE	No	Lakeland Hills Way	East Valley Highway	1,005,000	1705 AdMod

Lake Tapps Parkway ITS Expansion

The project will provide new ITS infrastructure along Lake Tapps Parkway from Lakeland Hills Way to East Valley Highway, and along East Valley Highway to Lakeland Hills Way. The proposed ITS infrastructure includes conduit, new fiberoptic cable, upgrading a section of existing copper interconnect with new fiberoptic cable, VMS signage, traffic signal battery backup systems, traffic monitoring cameras, network communications equipment, and weather stations. Additionally, new traffic signal timing and coordination plans will be developed for the East Valley Highway and Lake Tapps Parkway corridors.

Funding

Phase	Start Date	Federal	Fund Code	Federal Funds		State Funds	Local Funds	Total
				Fund Code	Federal Funds			
PE	2019		STP(UL)		82,950	0	22,050	105,000
CN	2020		CMAQ		711,000	0	189,000	900,000
Project Totals					793,950	0	211,050	1,005,000

Expenditure Schedule

Phase	1st	2nd	3rd	4th	5th & 6th
ALL	0	0	105,000	900,000	0
Totals	0	0	105,000	900,000	0

Washington State S. T. I. P.

2017 to 2020

(Project Funds to Nearest Dollar)

MPO/RTPO: PSRC

Y Inside

N Outside

November 17, 2017

County: King

Agency: Auburn

Func Cls	Project Number	PIN	STIP ID	Imp Type	Total Project Length	Environmental Type	RW Required	Begin Termini	End Termini	Total Est. Cost of Project	STIP Amend. No.
14			AUB-51	05	1.350	CE	No	Lakeland Hills Way	Auburn City Limit	952,850	1701 AdMod

Lake Tapps Parkway Preservation

Patch and overlay portions of the pavement on Lake Tapps Parkway SE from the Western City limit to Lakeland Hills Way.

Funding

Phase	Start Date	Federal	Fund Code	Federal Funds	State Fund Code	State Funds	Local Funds	Total
CN	2018		STP(UL)	652,100		0	176,370	828,470
Project Totals				652,100		0	176,370	828,470

Expenditure Schedule

Phase	1st	2nd	3rd	4th	5th & 6th
ALL	0	828,470	0	0	0
Totals	0	828,470	0	0	0

Washington State S. T. I. P.

2017 to 2020

(Project Funds to Nearest Dollar)

MPO/RTPO: PSRC

Y Inside

N Outside

November 17, 2017

County: King

Agency: Auburn

Func Cls	Project Number	PIN	STIP ID	Imp Type	Total Project Length	Environmental Type	RW Required	Begin Termini	End Termini	Total Est. Cost of Project	STIP Amend. No.
14			AUB-60	06	0.580	CE	No	Auburn Way N	SR-167	1,324,760	17-09

S 277th Street Preservation

This project will grind and overlay S 277th Street between Auburn Way N and SR-167, including repair of pavement base failures, repair of damaged curb and gutter, upgrade of non-compliant ADA curb ramps and signal infrastructure, installation of new traffic loops, and replacement of the existing channelization.

Funding

Phase	Start Date	Federal	Fund Code	Federal Funds		State Funds	Local Funds	Total
				State Fund Code	State Funds			
PE	2017		NHPP		60,000	0	60,000	120,000
CN	2018		NHPP		602,380	0	602,380	1,204,760
Project Totals					662,380	0	662,380	1,324,760

Expenditure Schedule

Phase	1st	2nd	3rd	4th	5th & 6th
ALL	120,000	1,204,760	0	0	0
Totals	120,000	1,204,760	0	0	0

Agency Totals for Auburn	Federal Funds		State Funds	Local Funds	Total
	7,684,800		0	4,787,810	12,472,610

Washington State S. T. I. P.

2017 to 2020

(Project Funds to Nearest Dollar)

MPO/RTPO: PSRC

Y Inside

N Outside

November 17, 2017

County: Kitsap

Agency: Bainbridge Island

Func Cls	Project Number	PIN	STIP ID	Imp Type	Total Project Length	Environmental Type	RW Required	Begin Termini	End Termini	Total Est. Cost of Project	STIP Amend. No.
06	6705(001)		BAIN-28	04	2.300	CE	No	Tolo Rd	Pederson Hill	1,097,000	1705 AdMod

Core 40 - Miller Road Shoulder Improvements

The Miller Road Shoulder project includes 6-foot wide (5-foot paved) shoulder improvements (approximately 2.3 miles) on Miller Rod from Tolo to Pederson Hill Road with associated drainage/water quality improvements. The project is part of the City's Core 40 Program envisioned to complete 40 miles of shoulder facilities throughout the Island's roadway network. The scope of the project includes design, permitting and construction.

Funding

Phase	Start Date	Federal	Fund Code	Federal Funds		State Funds	Local Funds	Total
				Federal	State Fund Code			
PE	2017		STP(US)	865		0	24,165	25,030
CN	2018		STP(US)	596,464		0	321,536	918,000
Project Totals				597,329		0	345,701	943,030

Expenditure Schedule

Phase	1st	2nd	3rd	4th	5th & 6th
ALL	25,030	918,000	0	0	0
Totals	25,030	918,000	0	0	0

Washington State S. T. I. P.

2017 to 2020

(Project Funds to Nearest Dollar)

MPO/RTPO: PSRC

Y Inside

N Outside

November 17, 2017

County: Kitsap

Agency: Bainbridge Island

Func Cls	Project Number	PIN	STIP ID	Imp Type	Total Project Length	Environmental Type	RW Required	Begin Termini	End Termini	Total Est. Cost of Project	STIP Amend. No.
16			BAIN-30	28	1.000	CE	No	High School Road	New Brooklyn	478,000	

Core 40 Fletcher Bay Road Shoulder Improvements

The proposed improvements include 6-foot wide (5-foot paved) shoulders on both sides of Fletcher Bay Road (from New Brooklyn to High School Road) with associated drainage/ water quality improvements. This project is part of the City's Core 40 Program to create 40 miles of bike and pedestrian routes throughout the Island. The project scope of work includes design, permitting, and construction. The City will address design and permitting in house. Federal funds will be utilized for the Construction phase only. Fletcher Bay Road is the Island's secondary arterial truck route serving the south-end of the Island including the waste transfer station.

Funding

Phase	Start Date	Federal Fund Code	Federal Funds		State Fund Code	State Funds	Local Funds	Total
PE	2017			0		0	10,000	10,000
CN	2018	STP(US)		389,000		0	79,000	468,000
Project Totals				389,000		0	89,000	478,000

Expenditure Schedule

Phase	1st	2nd	3rd	4th	5th & 6th
ALL	10,000	468,000	0	0	0
Totals	10,000	468,000	0	0	0

Washington State S. T. I. P.

2017 to 2020

(Project Funds to Nearest Dollar)

MPO/RTPO: PSRC

Y Inside

N Outside

November 17, 2017

County: Kitsap

Agency: Bainbridge Island

Func Cls	Project Number	PIN	STIP ID	Imp Type	Total Project Length	Environmental Type	RW Required	Begin Termini	End Termini	Total Est. Cost of Project	STIP Amend. No.
14			BAIN-29	28	0.000	CE	Yes	SR305	Vineyard Lane	3,064,430	

Sound to Olympics Trail Extension - Phase 3

The Sound to Olympics (STO) Trail project provides for the design and construction of a non-motorized bridge over SR305 connecting the STO trail near Vineyard lane to Ericksen Avenue near Knechtel Way. The project unites two side of the town of Winslow divided by almost a mile long (0.8 mi) SR305 superbblock.

Funding

Phase	Start Date	Federal	Fund Code	Federal Funds		State Funds	Local Funds	Total
				State Fund Code	State Funds			
PE	2018				0	0	538,000	538,000
RW	2018				0	0	100,000	100,000
CN	2019		STP(UL)		2,100,000	0	326,430	2,426,430
Project Totals					2,100,000	0	964,430	3,064,430

Expenditure Schedule

Phase	1st	2nd	3rd	4th	5th & 6th
ALL	0	638,000	2,426,430	0	0
Totals	0	638,000	2,426,430	0	0

Washington State S. T. I. P.

2017 to 2020

(Project Funds to Nearest Dollar)

MPO/RTPO: PSRC

Y Inside

N Outside

November 17, 2017

County: Kitsap

Agency: Bainbridge Island

Func Cls	Project Number	PIN	STIP ID	Imp Type	Total Project Length	Environmental Type	RW Required	Begin Termini	End Termini	Total Est. Cost of Project	STIP Amend. No.
14			BAIN-31	04	0.000	CE	Yes	N/A	N/A	280,000	

Sportsman Club Road & New Brooklyn Road Intersection Improvements

The Sportsman's Club and New Brooklyn intersection borders the north-west side of the town center of Winslow. Maintaining level of service is important for circulation in the town center, the Sportsman's Club and New Brooklyn businesses, and the School District's middle school and high school campuses located in the vicinity. The project will relieve current congestion and provide for long-term transportation network viability to ensure mobility for the town center by constructing a round-a-bout at this intersection. The project will also further non-motorized connectivity at the intersection by providing trail and sidewalk connections and crossings to existing facilities in Sportsman's Club and New Brooklyn corridors. All work will be within 500 feet of the intersection on all four legs.

Funding

Phase	Start Date	Federal	Fund Code	Federal Funds	State Fund Code	State Funds	Local Funds	Total
PE	2018		STP(US)	156,000		0	24,000	180,000
RW	2018			0		0	100,000	100,000
Project Totals				156,000		0	124,000	280,000

Expenditure Schedule

Phase	1st	2nd	3rd	4th	5th & 6th
ALL	0	280,000	0	0	0
Totals	0	280,000	0	0	0

	Federal Funds	State Funds	Local Funds	Total
Agency Totals for Bainbridge Island	3,242,329	0	1,523,131	4,765,460

Washington State S. T. I. P.

2017 to 2020

(Project Funds to Nearest Dollar)

MPO/RTPO: PSRC

Y Inside

N Outside

November 17, 2017

County: King

Agency: Bellevue

Func Cls	Project Number	PIN	STIP ID	Imp Type	Total Project Length	Environmental Type	RW Required	Begin Termini	End Termini	Total Est. Cost of Project	STIP Amend. No.
16			BELL-75	03	1.100	DCE	Yes	Northup Way	NE 12th Street	80,123,226	17-10

124th Avenue NE Improvement Project

From NE 12th Street to Northup Way; widen to five lanes, including two-way travel lanes with turn pockets or a center turn lane, curb, gutter, and sidewalks and bicycle facilities or multi-use paths on both sides. There are no bicycle facilities or multi-purpose paths between Ichigo Way and Northup Way. The segment between NE Spring Boulevard and Ichigo Way will be designed and constructed in coordination with Sound Transit, and will include a bridge structure over the East Link light rail line project in this vicinity. The project will include new traffic signals. The project will likely be constructed in the following stages: NE 12th Street to NE Spring Boulevard; NE Spring Boulevard to Ichigo Way; and Ichigo Way to Northup Way. This is a multi-year project; the programmed amounts reflect the funds available within the 2017-2020 period.

Funding

Phase	Start Date	Federal	Fund Code	Federal Funds		State Fund Code	State Funds	Local Funds	Total
PE	2017		TIFIA	3,057,315			0	0	3,057,315
RW	2018		TIFIA	13,778,341			0	0	13,778,341
CN	2017			0		TIB	6,752,000	11,973,882	18,725,882
CN	2020		TIFIA	28,962,659			0	0	28,962,659
Project Totals				45,798,315			6,752,000	11,973,882	64,524,197

Expenditure Schedule

Phase	1st	2nd	3rd	4th	5th & 6th
ALL	21,783,197	13,778,341	0	28,962,659	0
Totals	21,783,197	13,778,341	0	28,962,659	0

Washington State S. T. I. P.

2017 to 2020

(Project Funds to Nearest Dollar)

MPO/RTPO: PSRC

Y Inside

N Outside

November 17, 2017

County: King

Agency: Bellevue

Func Cls	Project Number	PIN	STIP ID	Imp Type	Total Project Length	Environmental Type	RW Required	Begin Termini	End Termini	Total Est. Cost of Project	STIP Amend. No.
17			BELL-76	04	0.460	CE	Yes	BelRed Road	NE 20th Street	22,879,601	1710 AdMod

130th Avenue NE

This project provides multi-modal improvements along 130th Avenue NE between Bel-Red Road and NE 20th Street. The improvements include curb, gutter, and sidewalk and bicycle facilities on both sides of the street, on-street parking at select locations, intersection improvements including turn lanes and accommodation for a Sound Transit East Link light rail crossing at the NE Spring Boulevard alignment.

Funding

Phase	Start Date	Federal Fund Code	Federal Funds		State Fund Code	State Funds	Local Funds	Total
PE	2017	TIFIA	1,891,000			0	916	1,891,916
RW	2017	TIFIA	3,655,685			0	0	3,655,685
CN	2020	TIFIA	14,544,000			0	0	14,544,000
Project Totals			20,090,685			0	916	20,091,601

Expenditure Schedule

Phase	1st	2nd	3rd	4th	5th & 6th
ALL	5,547,601	0	0	14,544,000	0
Totals	5,547,601	0	0	14,544,000	0

Washington State S. T. I. P.

2017 to 2020

(Project Funds to Nearest Dollar)

MPO/RTPO: PSRC

Y Inside

N Outside

November 17, 2017

County: King

Agency: Bellevue

Func Cls	Project Number	PIN	STIP ID	Imp Type	Total Project Length	Environmental Type	RW Required	Begin Termini	End Termini	Total Est. Cost of Project	STIP Amend. No.
14			BELL-78	05	2.950	CE	Yes	124th Avenue NE	NE 30th Street	5,233,000	

BelRed Preservation

The project will consist of roadway repairs and resurfacing of BelRed Road from 124th Ave NE to NE 30th Street. ADA sidewalk ramp reconstruction, APS upgrades, channelization, signal detection and other related improvements along the project site will be included.

Funding

Phase	Start Date	Federal	Fund Code	Federal Funds		State Funds	Local Funds	Total
				Federal Funds	State Fund Code			
PE	2018			0		0	417,000	417,000
RW	2019			0		0	110,000	110,000
CN	2020		STP(UL)	1,500,000		0	3,206,000	4,706,000
Project Totals				1,500,000		0	3,733,000	5,233,000

Expenditure Schedule

Phase	1st	2nd	3rd	4th	5th & 6th
ALL	0	417,000	110,000	4,706,000	0
Totals	0	417,000	110,000	4,706,000	0

Washington State S. T. I. P.

2017 to 2020

(Project Funds to Nearest Dollar)

MPO/RTPO: PSRC

Y Inside

N Outside

November 17, 2017

County: King

Agency: Bellevue

Func Cls	Project Number	PIN	STIP ID	Imp Type	Total Project Length	Environmental Type	RW Required	Begin Termini	End Termini	Total Est. Cost of Project	STIP Amend. No.
17			BELL-81	28	2.100	CE	No	SE Richards Rd	SE 35th PI/I-90 trail	961,227	17-10

Eastgate Way Non-motorized Access to Transit

SE Eastgate Way will be improved from SE Richards Rd to SE 35th PI / I-90 Trail west terminus, upgrading on-street bike shoulders or standard lanes to protected/separated lanes.

Funding

Phase	Start Date	Federal	Fund Code	Federal Funds	State Fund Code	State Funds	Local Funds	Total
CN	2018		CMAQ	667,111		0	104,116	771,227
Project Totals				667,111		0	104,116	771,227

Expenditure Schedule

Phase	1st	2nd	3rd	4th	5th & 6th
ALL	0	771,227	0	0	0
Totals	0	771,227	0	0	0

Washington State S. T. I. P.

2017 to 2020

(Project Funds to Nearest Dollar)

MPO/RTPO: PSRC

Y Inside

N Outside

November 17, 2017

County: King

Agency: Bellevue

Func Cls	Project Number	PIN	STIP ID	Imp Type	Total Project Length	Environmental Type	RW Required	Begin Termini	End Termini	Total Est. Cost of Project	STIP Amend. No.
00	0075(026)		BELL-70A	28	2.400	DCE	Yes	150th Avenue SE	Lakemont Boulevard SE	10,798,636	1701 AdMod

Mountains to Sound Greenway (A)

Design and construct a separated multi-use trail along the south side of I-90 from 150th Ave SE to Lakemont Blvd. SE. In general, the trail will include a 12-foot wide, hard surface facility, trailhead treatments, wayfinding, landscaped buffer in some areas, lighting and storm drainage improvements. This project will be designed in two phases: 150th Avenue SE to Sunset Pedestrian Bridge (I-90 Crossing) and Sunset Pedestrian Bridge (I-90 Crossing) to Lakemont Boulevard.

Funding

Phase	Start Date	Federal Fund Code	Federal Funds	State Fund Code	State Funds	Local Funds	Total
PE	2017	CMAQ	400,000		0	100,000	500,000
Project Totals			400,000		0	100,000	500,000

Expenditure Schedule

Phase	1st	2nd	3rd	4th	5th & 6th
ALL	500,000	0	0	0	0
Totals	500,000	0	0	0	0

Washington State S. T. I. P.

2017 to 2020

(Project Funds to Nearest Dollar)

MPO/RTPO: PSRC

Y Inside

N Outside

November 17, 2017

County: King

Agency: Bellevue

Func Cls	Project Number	PIN	STIP ID	Imp Type	Total Project Length	Environmental Type	RW Required	Begin Termini	End Termini	Total Est. Cost of Project	STIP Amend. No.
17			BELL-77	01	0.120	CE	Yes	130th Avenue NE	132nd Avenue NE	15,985,963	1710 AdMod

NE Spring Boulevard - 130th Ave to 132nd Ave NE

The project will provide for a new arterial roadway connection between 130th Avenue NE and 132nd Avenue NE. The project will be developed in a coordinated approach with Sound Transit who will be implementing the East Link Light Rail Transit(LRT) project including a station to be located between the eastbound and westbound lanes in this new segment of NE Spring Blvd. and an associated park and ride facility to the north of NE Spring Blvd. The project will include intersection designs at 130th and 132nd Avenues that will integrate traffic, pedestrian, and bicycle movements with the LRT crossings. The roadway cross-section outside of the LRT alignment will include a single travel lane in each direction, buffered bike lanes, curb, gutter, sidewalk, illumination, landscaping, irrigation, storm drainage, water quality treatment, and other underground utilities. Construction may be in two stages: Stage 1 north of the East Link tracks and Stage 2 south of tracks.

Funding

Phase	Start Date	Federal	Fund Code	Federal Funds		State Funds	Local Funds	Total
				Fund Code	Federal Funds			
PE	2017		TIFIA		1,173,000	0	0	1,173,000
RW	2017		TIFIA		3,186,000	0	0	3,186,000
CN	2020		TIFIA		6,730,000	0	3,346,000	10,076,000
Project Totals					11,089,000	0	3,346,000	14,435,000

Expenditure Schedule

Phase	1st	2nd	3rd	4th	5th & 6th
ALL	4,359,000	0	0	10,076,000	0
Totals	4,359,000	0	0	10,076,000	0

Washington State S. T. I. P.

2017 to 2020

(Project Funds to Nearest Dollar)

MPO/RTPO: PSRC

Y Inside

N Outside

November 17, 2017

County: King

Agency: Bellevue

Func Cls	Project Number	PIN	STIP ID	Imp Type	Total Project Length	Environmental Type	RW Required	Begin Termini	End Termini	Total Est. Cost of Project	STIP Amend. No.
16			BELL-74	01	0.550	DCE	Yes	116th Avenue NE	124th Avenue NE	88,724,755	1710 AdMod

NE Spring Boulevard Multi-Modal Corridor

This project will design and construct a new multi-modal arterial street connection between 116th Ave NE and 124th Ave NE. Design/NEPA will be completed for the full corridor and construction will be completed as followed: Zone 1A from 116th Ave NE to the West Abutment of West Bridge; Zone 1B from West Abutment of West Bridge to 120th Ave NE; and Zone 2 from 120th Ave NE to 124th Ave NE. All zones will include two travel lanes in each direction, turn pockets and center turn lanes where appropriate, new traffic signals, landscaping and irrigation, illumination, storm drainage and water quality treatment. Zone 1A and 1B will include a separated wide multi-use path on the north side and sidewalk on the south side and Zone 2 will include widened outside lanes for shared bicycle use and sidewalks on both sides.

Funding

Phase	Start Date	Federal	Fund Code	Federal Funds		State Fund Code	State Funds	Local Funds	Total
PE	2018		TIFIA	750,000			0	0	750,000
RW	2017			0			0	23,128,903	23,128,903
RW	2018		TIFIA	12,003,000			0	0	12,003,000
CN	2018		STP(UL)	5,500,000			0	2,675,000	8,175,000
CN	2018		TIFIA	9,869,000			0	0	9,869,000
Project Totals				28,122,000			0	25,803,903	53,925,903

Expenditure Schedule

Phase	1st	2nd	3rd	4th	5th & 6th
ALL	23,128,903	30,797,000	0	0	0
Totals	23,128,903	30,797,000	0	0	0

Washington State S. T. I. P.

2017 to 2020

(Project Funds to Nearest Dollar)

MPO/RTPO: PSRC

Y Inside

N Outside

November 17, 2017

County: King

Agency: Bellevue

Func Cls	Project Number	PIN	STIP ID	Imp Type	Total Project Length	Environmental Type	RW Required	Begin Termini	End Termini	Total Est. Cost of Project	STIP Amend. No.
00			BELL-79	28	0.000	CE	No	166th Avenue NE	NE 10th Street	700,219	17-07

Northup Way Non-Motorized Safety Improvements

The project includes Rectangular Rapid Flashing Beacons (RRFB), marked crosswalks, speed feedback signs, ADA curb ramps, and sidewalk extensions at several locations along Northup Way: 1. NE 10th Street vicinity, install marked crosswalk, sidewalk extensions, RRFB system, and eastbound & westbound speed feedback signs approaching NE 10th St. 2. 166th Place NE, install RRFB system, markings, ADA curb ramps, and walkway at existing crossing location. 3. 168th Ave NE, install RRFB system, markings, and sidewalk extensions at existing crosswalk location.

Funding

Phase	Start Date	Federal Fund Code	Federal Funds		State Fund Code	State Funds	Local Funds	Total
			Federal	Fund Code				
PE	2017		0		Ped/Bike Program	39,273	52,059	91,332
CN	2018		0		Ped/Bike Program	555,913	52,974	608,887
Project Totals			0			595,186	105,033	700,219

Expenditure Schedule

Phase	1st	2nd	3rd	4th	5th & 6th
ALL	91,332	608,887	0	0	0
Totals	91,332	608,887	0	0	0

Washington State S. T. I. P.

2017 to 2020

(Project Funds to Nearest Dollar)

MPO/RTPO: PSRC

Y Inside

N Outside

November 17, 2017

County: King

Agency: Bellevue

Func Cls	Project Number	PIN	STIP ID	Imp Type	Total Project Length	Environmental Type	RW Required	Begin Termini	End Termini	Total Est. Cost of Project	STIP Amend. No.
14	9917(026)		BELL-73	05	0.000	CE	No	Richards Road at SE 36th Stree	Lake Hills Connector at SE 8th	2,513,200	

Richards Road/Lake Hills Connector Overlay

The project will plane off approximately two inches of raveling and spalling asphalt roadway and resurface with Hot Mix Asphalt; replace and retrofit existing curb ramps; install audible pedestrian signals at intersections; and reinstall loop detection and channelization.

Funding

Phase	Start Date	Federal Fund Code	Federal Funds		State Fund Code	State Funds	Local Funds	Total
			Federal	Funds				
CN	2017	STP(UL)		1,314,200		0	951,800	2,266,000
Project Totals				1,314,200		0	951,800	2,266,000

Expenditure Schedule

Phase	1st	2nd	3rd	4th	5th & 6th
ALL	2,266,000	0	0	0	0
Totals	2,266,000	0	0	0	0

Washington State S. T. I. P.

2017 to 2020

(Project Funds to Nearest Dollar)

MPO/RTPO: PSRC

Y Inside

N Outside

November 17, 2017

County: King

Agency: Bellevue

Func Cls	Project Number	PIN	STIP ID	Imp Type	Total Project Length	Environmental Type	RW Required	Begin Termini	End Termini	Total Est. Cost of Project	STIP Amend. No.
00			BELL-80	28	0.000	CE	Yes	N/A	N/A	862,707	17-07

Sherwood Elementary and Interlake High School Non-motorized Safety Improvements

The project includes crosswalk improvements with rectangular rapid flashing beacons (RRFB), walkway extension, and/or sidewalk/curb ramp improvements for ADA compliance at three locations: 1. Northup Way at 160th Avenue NE, install RRFBs at existing crosswalk. 2. 164th Avenue NE south of NE 24th Street, install RRFBs at existing crosswalk; sidewalk/curb ramp improvements for ADA compliance. 3. NE 24th Street at 166th Avenue NE, install RRFBs at existing crosswalk; extend walkway to connect with relocated Metro bus stop.

Funding

Phase	Start Date	Federal Fund Code	Federal Funds	State Fund Code	State Funds	Local Funds	Total
PE	2017	SRTS	111,223		0	0	111,223
RW	2017		0		0	10,000	10,000
CN	2018	SRTS	667,336		0	74,148	741,484
Project Totals			778,559		0	84,148	862,707

Expenditure Schedule

Phase	1st	2nd	3rd	4th	5th & 6th
ALL	121,223	741,484	0	0	0
Totals	121,223	741,484	0	0	0

	Federal Funds	State Funds	Local Funds	Total
Agency Totals for Bellevue	109,759,870	7,347,186	46,202,798	163,309,854

Washington State S. T. I. P.

2017 to 2020

(Project Funds to Nearest Dollar)

MPO/RTPO: PSRC

Y Inside

N Outside

November 17, 2017

County: Pierce

Agency: Bonney Lake

Func Cls	Project Number	PIN	STIP ID	Imp Type	Total Project Length	Environmental Type	RW Required	Begin Termini	End Termini	Total Est. Cost of Project	STIP Amend. No.
17			BON-17	05	0.300	CE	No	Sumner Buckley Hwy / 198th Ave E	SR 410 / 198th Ave. E	141,452	

198th Avenue Road Preservation

The project is part of the City's Maintenance overlay program. The project will resurface the existing pavement of 198th Ave E., from Sumner Buckley Highway to SR-410 Hwy with asphalt pavement overlay. This section of road is a two lane road averaging 22-feet in width.

Funding

Phase	Start Date	Federal Fund Code	Federal Funds		State Fund Code	State Funds	Local Funds	Total
			Federal	Fund Code				
PE	2018	STP(UL)	24,056			0	8,234	32,290
CN	2018	STP(UL)	81,325			0	27,837	109,162
Project Totals			105,381			0	36,071	141,452

Expenditure Schedule

Phase	1st	2nd	3rd	4th	5th & 6th
ALL	0	141,452	0	0	0
Totals	0	141,452	0	0	0

Agency Totals for Bonney Lake	Federal Funds		State Funds	Local Funds	Total
	Federal	Fund Code			
	105,381		0	36,071	141,452

Washington State S. T. I. P.

2017 to 2020

(Project Funds to Nearest Dollar)

MPO/RTPO: PSRC

Y Inside

N Outside

November 17, 2017

County: King

Agency: Bothell

Func Cls	Project Number	PIN	STIP ID	Imp Type	Total Project Length	Environmental Type	RW Required	Begin Termini	End Termini	Total Est. Cost of Project	STIP Amend. No.
00			BOTH-51	28	0.250	CE	No	NE 188th St/Bothell Everett Hw	NE 188th St/92nd Ave NE	1,121,000	17-08

188th St Non-motorized Improvements

This project includes sidewalk, bike lanes, planter strip, curb, gutter, storm water drainage, retaining wall, pedestrian railings, ADA curb ramps, crosswalks, and speed feedback signs.

Funding

Phase	Start Date	Federal Fund Code	Federal Funds		State Fund Code	State Funds	Local Funds	Total
			Federal	Funds				
PE	2017	HSIP(SR)		90,000		0	60,000	150,000
CN	2019	HSIP(SR)		582,600		0	388,400	971,000
Project Totals				672,600		0	448,400	1,121,000

Expenditure Schedule

Phase	1st	2nd	3rd	4th	5th & 6th
ALL	150,000	0	971,000	0	0
Totals	150,000	0	971,000	0	0

Washington State S. T. I. P.

2017 to 2020

(Project Funds to Nearest Dollar)

MPO/RTPO: PSRC

Y Inside

N Outside

November 17, 2017

County: King

Agency: Bothell

Func Cls	Project Number	PIN	STIP ID	Imp Type	Total Project Length	Environmental Type	RW Required	Begin Termini	End Termini	Total Est. Cost of Project	STIP Amend. No.
07			BOTH-49	28	0.400	CE	No	228th St SE / 19th Ave SE	23rd Ave SE / 236th St SE	1,398,000	17-08

19th Ave SE/232nd St SE / 23rd Ave SE Non-motorized Improvements

The project includes sidewalk, bike lanes, curb, gutter, storm water drainage, ADA curb ramps, crosswalks, rectangular rapid flashing beacons and crosswalk flags.

Funding

Phase	Start Date	Federal	Fund Code	Federal Funds		State Fund Code	State Funds	Local Funds	Total
PE	2017		SRTS	96,600			0	114,400	211,000
CN	2018		SRTS	652,200			0	534,800	1,187,000
Project Totals				748,800			0	649,200	1,398,000

Expenditure Schedule

Phase	1st	2nd	3rd	4th	5th & 6th
ALL	211,000	1,187,000	0	0	0
Totals	211,000	1,187,000	0	0	0

Washington State S. T. I. P.

2017 to 2020

(Project Funds to Nearest Dollar)

MPO/RTPO: PSRC

Y Inside

N Outside

November 17, 2017

County: King

Agency: Bothell

Func Cls	Project Number	PIN	STIP ID	Imp Type	Total Project Length	Environmental Type	RW Required	Begin Termini	End Termini	Total Est. Cost of Project	STIP Amend. No.
16			BOTH-48	05	1.000	CE	No	19th Avenue SE	35th Avenue SE	1,442,000	1705 AdMod

228th Street Pavement Overlay Project

This project will replace the wearing course of asphalt along 228th Street SE between 19th Avenue SE and 35th Avenue SE. Pedestrian routes impacted by the paving will be upgraded to meet current standards of the Americans with Disabilities Act (ADA).

Funding

Phase	Start Date	Federal Fund Code	Federal Funds		State Fund Code	State Funds	Local Funds	Total
			Federal	Funds				
PE	2017			0		0	179,000	179,000
CN	2018	STP(UL)		830,400		0	432,600	1,263,000
Project Totals				830,400		0	611,600	1,442,000

Expenditure Schedule

Phase	1st	2nd	3rd	4th	5th & 6th
ALL	179,000	1,263,000	0	0	0
Totals	179,000	1,263,000	0	0	0

Washington State S. T. I. P.

2017 to 2020

(Project Funds to Nearest Dollar)

MPO/RTPO: PSRC

Y Inside

N Outside

November 17, 2017

County: King

Agency: Bothell

Func Cls	Project Number	PIN	STIP ID	Imp Type	Total Project Length	Environmental Type	RW Required	Begin Termini	End Termini	Total Est. Cost of Project	STIP Amend. No.
07			BOTH-50	28	0.500	CE	No	240th St SE/7th Ave SE	88th Ave NE/NE 195th St	1,017,000	17-08

7th Ave SE/88th Ave NE Non-Motorized Improvements

The project includes sidewalk, bike lane, curb, gutter, storm water drainage, ADA curb ramps, crosswalk, crosswalk flags, rectangular rapid flashing beacons, and signs.

Funding

Phase	Start Date	Federal	Fund Code	Federal Funds		State Fund Code	State Funds	Local Funds	Total
PE	2017				0	SRTS	79,200	52,800	132,000
CN	2019				0	SRTS	531,000	354,000	885,000
Project Totals					0		610,200	406,800	1,017,000

Expenditure Schedule

Phase	1st	2nd	3rd	4th	5th & 6th
ALL	132,000	0	885,000	0	0
Totals	132,000	0	885,000	0	0

Washington State S. T. I. P.

2017 to 2020

(Project Funds to Nearest Dollar)

MPO/RTPO: PSRC

Y Inside

N Outside

November 17, 2017

County: King

Agency: Bothell

Func Cls	Project Number	PIN	STIP ID	Imp Type	Total Project Length	Environmental Type	RW Required	Begin Termini	End Termini	Total Est. Cost of Project	STIP Amend. No.
00	0110(013)		BOTH-47	11	0.000	DCE	Yes	300-ft south of JCT SR 522 and	500-ft south of JCT SR 522 and	2,506,000	1705 AdMod

Non-Motorized Bridge over Sammamish River in the Park at Bothell Landing

Replace the Pedestrian Bridge over Sammamish River at Park at Bothell Landing. Construct a bridge with a 12-ft wide deck that meets current structural and ADA standards. The flatter deck and approach grades will provide a fully accessible shared-used non-motorized path for commuter as well as recreational bicyclists and pedestrians.

Funding

Phase	Start Date	Federal Fund Code	Federal Funds	State Fund Code	State Funds	Local Funds	Total
CN	2019	CMAQ	1,042,000		0	1,158,000	2,200,000
Project Totals			1,042,000		0	1,158,000	2,200,000

Expenditure Schedule

Phase	1st	2nd	3rd	4th	5th & 6th
ALL	0	0	2,200,000	0	0
Totals	0	0	2,200,000	0	0

Washington State S. T. I. P.

2017 to 2020

(Project Funds to Nearest Dollar)

MPO/RTPO: PSRC

Y Inside

N Outside

November 17, 2017

County: King

Agency: Bothell

Func Cls	Project Number	PIN	STIP ID	Imp Type	Total Project Length	Environmental Type	RW Required	Begin Termini	End Termini	Total Est. Cost of Project	STIP Amend. No.
00	0110(014)		BOTH-46	28	0.900	CE	Yes	SR 527/SR 524	9th Ave SE/SR 524	5,600,000	1705 AdMod

North Creek Trail Section 4

This project is the missing segment of the North Creek Trail within the City of Bothell. This project consists of a 12 foot wide asphalt paved non-motorized trail and elevated structures through wetland.

Funding

Phase	Start Date	Federal Fund Code	Federal Funds	State Fund Code	State Funds	Local Funds	Total
RW	2019	STP(UL)	1,015,800		0	234,200	1,250,000
Project Totals			1,015,800		0	234,200	1,250,000

Expenditure Schedule

Phase	1st	2nd	3rd	4th	5th & 6th
ALL	0	0	1,250,000	0	0
Totals	0	0	1,250,000	0	0

	Federal Funds	State Funds	Local Funds	Total
Agency Totals for Bothell	4,309,600	610,200	3,508,200	8,428,000

Washington State S. T. I. P.

2017 to 2020

(Project Funds to Nearest Dollar)

MPO/RTPO: PSRC

Y Inside

N Outside

November 17, 2017

County: Kitsap

Agency: Bremerton

Func Cls	Project Number	PIN	STIP ID	Imp Type	Total Project Length	Environmental Type	RW Required	Begin Termini	End Termini	Total Est. Cost of Project	STIP Amend. No.
16			BRE-19	05	0.000	CE	No	Callow Avenue	Naval Avenue	740,000	1705 AdMod

6th Street Preservation

Pavement preservation of 6th Street between and including the west half of the intersection of Callow Avenue through Naval Avenue. Work includes grinding and overlay, pavement markings and other related street improvements.

Funding

Phase	Start Date	Federal	Fund Code	Federal Funds		State Fund Code	State Funds	Local Funds	Total
PE	2019		STP(US)	128,020			0	19,980	148,000
CN	2020		STP(US)	512,080			0	79,920	592,000
Project Totals				640,100			0	99,900	740,000

Expenditure Schedule

Phase	1st	2nd	3rd	4th	5th & 6th
ALL	0	0	148,000	592,000	0
Totals	0	0	148,000	592,000	0

Washington State S. T. I. P.

2017 to 2020

(Project Funds to Nearest Dollar)

MPO/RTPO: PSRC

Y Inside

N Outside

November 17, 2017

County: Kitsap

Agency: Bremerton

Func Cls	Project Number	PIN	STIP ID	Imp Type	Total Project Length	Environmental Type	RW Required	Begin Termini	End Termini	Total Est. Cost of Project	STIP Amend. No.
17	6637(001)		BRE-18	28	0.000	CE	No	Bertha Avenue	Rocky Point Road	545,000	

Crownhill Elementary Sidewalks

The project includes sidewalk, curb, gutter, pavement marking, signing and pedestrian activated crosswalk beacons. The locations for improvements are along Marine Drive from Bertha Avenue to Rocky Point Rd, along Dora Avenue and at the intersection of Dora Avenue and Marine Drive.

Funding

Phase	Start Date	Federal Fund Code	Federal Funds		State Fund Code	State Funds	Local Funds	Total
			Federal Funds	State Funds				
CN	2017	HSIP(SR)	455,000			0	0	455,000
Project Totals			455,000			0	0	455,000

Expenditure Schedule

Phase	1st	2nd	3rd	4th	5th & 6th
ALL	455,000	0	0	0	0
Totals	455,000	0	0	0	0

Washington State S. T. I. P.

2017 to 2020

(Project Funds to Nearest Dollar)

MPO/RTPO: PSRC

Y Inside

N Outside

November 17, 2017

County: Kitsap

Agency: Bremerton

Func Cls	Project Number	PIN	STIP ID	Imp Type	Total Project Length	Environmental Type	RW Required	Begin Termini	End Termini	Total Est. Cost of Project	STIP Amend. No.
07			BRE-22	28	0.000	CE	Yes	Osprey Circle	Kitsap Way	1,764,348	17-08

Kitsap Lake Elementary SRTS

Project includes sidewalk, curb, gutter, curb ramps, crosswalk markings, street lights, RRFBs, signing, and stormwater conveyance.

Funding

Phase	Start Date	Federal	Fund Code	Federal Funds		State Funds	Local Funds	Total
				Federal Funds	State Fund Code			
PE	2018		SRTS	392,140		0	0	392,140
RW	2018		SRTS	10,000		0	10,000	20,000
CN	2018		SRTS	1,352,208		0	0	1,352,208
Project Totals				1,754,348		0	10,000	1,764,348

Expenditure Schedule

Phase	1st	2nd	3rd	4th	5th & 6th
ALL	0	1,764,348	0	0	0
Totals	0	1,764,348	0	0	0

Washington State S. T. I. P.

2017 to 2020

(Project Funds to Nearest Dollar)

MPO/RTPO: PSRC

Y Inside

N Outside

November 17, 2017

County: Kitsap

Agency: Bremerton

Func Cls	Project Number	PIN	STIP ID	Imp Type	Total Project Length	Environmental Type	RW Required	Begin Termini	End Termini	Total Est. Cost of Project	STIP Amend. No.
14			BRE-20	28	0.000	DCE	No	Warren Avenue Bridge	Warren Avenue Bridge	5,029,000	1705 AdMod

Warren Avenue Bridge - Shared Use Pathway

The project designs, permits and constructs 8-ft wide shared use pathways on both sides of the Warren Avenue Bridge.

Funding

Phase	Start Date	Federal	Fund Code	Federal Funds	State Fund Code	State Funds	Local Funds	Total
PE	2019		STP(US)	475,750		0	74,250	550,000
Project Totals				475,750		0	74,250	550,000

Expenditure Schedule

Phase	1st	2nd	3rd	4th	5th & 6th
ALL	0	0	550,000	0	0
Totals	0	0	550,000	0	0

Washington State S. T. I. P.

2017 to 2020

(Project Funds to Nearest Dollar)

MPO/RTPO: PSRC

Y Inside

N Outside

November 17, 2017

County: Kitsap

Agency: Bremerton

Func Cls	Project Number	PIN	STIP ID	Imp Type	Total Project Length	Environmental Type	RW Required	Begin Termini	End Termini	Total Est. Cost of Project	STIP Amend. No.
17			BRE-21	21	0.000	CE	No	N/A	N/A	1,675,490	17-01

West Belfair Valley Road & Tracyton Beach Road Innovative Safety

Design for and construct high friction surface treatment, drainage improvements, warning signs, and guardrail.

Funding

Phase	Start Date	Federal	Fund Code	Federal Funds		State Funds	Local Funds	Total
				Federal	State Fund Code			
PE	2017		HSIP	173,484		0	19,276	192,760
CN	2017		HSIP	1,334,457		0	148,273	1,482,730
Project Totals				1,507,941		0	167,549	1,675,490

Expenditure Schedule

Phase	1st	2nd	3rd	4th	5th & 6th
ALL	1,675,490	0	0	0	0
Totals	1,675,490	0	0	0	0

Agency Totals for Bremerton	Federal Funds	State Funds	Local Funds	Total
	4,833,139	0	351,699	5,184,838

Washington State S. T. I. P.

2017 to 2020

(Project Funds to Nearest Dollar)

MPO/RTPO: PSRC

Y Inside

N Outside

November 17, 2017

County: King

Agency: Carnation

Func Cls	Project Number	PIN	STIP ID	Imp Type	Total Project Length	Environmental Type	RW Required	Begin Termini	End Termini	Total Est. Cost of Project	STIP Amend. No.
06			CAR-6	04	0.060	DCE	No	Entwistle Street	Entwistle Street	423,121	

Signalized Intersection - Tolt Avenue (SR-203) at Entwistle Street

The project includes improvements to a single road intersection at Tolt Avenue (SR-203) and Entwistle Street in downtown Carnation. The project includes installing traffic signals, lighting, and controls at the intersection. The scope also includes construction of traffic calming bulbs (including curb, gutter, and sidewalks) at the two corners on the east side of the street (the west side was completed with a recent Entwistle road project). The project also proposes crosswalk striping, ADA ramps, and channelization improvements.

Funding

Phase	Start Date	Federal Fund Code	Federal Funds	State Fund Code	State Funds	Local Funds	Total
CN	2017	BIA	137,000	OTHER	188,000	15,000	340,000
Project Totals			137,000		188,000	15,000	340,000

Expenditure Schedule

Phase	1st	2nd	3rd	4th	5th & 6th
ALL	340,000	0	0	0	0
Totals	340,000	0	0	0	0

	Federal Funds	State Funds	Local Funds	Total
Agency Totals for Carnation	137,000	188,000	15,000	340,000

Washington State S. T. I. P.

2017 to 2020

(Project Funds to Nearest Dollar)

MPO/RTPO: PSRC

Y Inside

N Outside

November 17, 2017

County: Pierce

Agency: Catholic Community
Services of Pierce County

Func Cls	Project Number	PIN	STIP ID	Imp Type	Total Project Length	Environmental Type	RW Required	Begin Termini	End Termini	Total Est. Cost of Project	STIP Amend. No.
00			CCSPC-4	44	0.000	CE	No	N/A	N/A	18,781	

Travel Ambassador

The Travel Ambassador project is an educational program that provides information about mobility options throughout Pierce County and regionally. Target audiences for Travel Ambassador training classes include case managers, teachers, social workers, group-housing staff, advocates who serve people with disabilities (especially young adults transitioning out of high school), and elders. The educational program is presented in one of two ways: first, a large, 4-hour session at Pierce Transit, with presentations by several Coalition partner agencies and interaction with a Pierce Transit 'Talking Bus' and operator. The second, a 'mini-session': community members or agency personnel request that the Travel Ambassador program come to them. There, partner agency personnel present a customized training dependent on audience need, and Bus Buddy volunteers may be included to accompany participants on a bus ride (either on the training day or at a later date).

Funding

Phase	Start Date	Federal Fund Code	Federal Funds	State Fund Code	State Funds	Local Funds	Total
CN	2017	5310	15,025		0	3,756	18,781
Project Totals			15,025		0	3,756	18,781

Expenditure Schedule

Phase	1st	2nd	3rd	4th	5th & 6th
ALL	18,781	0	0	0	0
Totals	18,781	0	0	0	0

	Federal Funds	State Funds	Local Funds	Total
Agency Totals for Catholic Community Services of Pierce Count	15,025	0	3,756	18,781

Washington State S. T. I. P.

2017 to 2020

(Project Funds to Nearest Dollar)

MPO/RTPO: PSRC

Y Inside

N Outside

November 17, 2017

County:

Agency: Catholic Community
Services of Western
Washington

Func Cls	Project Number	PIN	STIP ID	Imp Type	Total Project Length	Environmental Type	RW Required	Begin Termini	End Termini	Total Est. Cost of Project	STIP Amend. No.
00			CCSWW-4	23	0.000	CE	No	N/A	N/A	282,940	17-03

Continue to Preserve Volunteer Services' (VS) King County Volunteer Transportation

Volunteer Services (formerly Volunteer Chore Services) provides volunteer transportation throughout King County to vulnerable, low-income adults and persons living with disabilities that may include visual, mobility, mental illness, cognitive, and chronic illnesses. Volunteer drivers pick up passengers at their homes and deliver them to their appointment without lengthy wait times. Rides are provided weekdays, weekends and evenings and are not limited to medical appointments. Continued funding will be used to cover volunteer management costs and salary support for staff.

Funding

Phase	Start Date	Federal	Fund Code	Federal Funds	State Fund Code	State Funds	Local Funds	Total
CN	2017		5310	93,400		0	189,540	282,940
Project Totals				93,400		0	189,540	282,940

Expenditure Schedule

Phase	1st	2nd	3rd	4th	5th & 6th
ALL	282,940	0	0	0	0
Totals	282,940	0	0	0	0

	Federal Funds	State Funds	Local Funds	Total
Agency Totals for Catholic Community Services of Western Was	93,400	0	189,540	282,940

Washington State S. T. I. P.

2017 to 2020

(Project Funds to Nearest Dollar)

MPO/RTPO: PSRC

Y Inside

N Outside

November 17, 2017

County: Snohomish

Agency: Community Transit

Func Cls	Project Number	PIN	STIP ID	Imp Type	Total Project Length	Environmental Type	RW Required	Begin Termini	End Termini	Total Est. Cost of Project	STIP Amend. No.
00			CT-60	23	0.000	DCE	No	N/A	N/A	2,211,585	

Facilities Rehabilitation and Maintenance

Rehabilitation and maintenance of transit facilities including base buildings, park & rides, transit stations and bus stops. Facilities funded by this project include the rehab. and/or maintenance of Kasch Park and Merrill Creek base buildings, and Bus Stops as needed throughout the CT service area. The 2018, 19 and 20 funds will be used for Merrill Creek Base paving.

Funding

Phase	Start Date	Federal Fund Code	Federal Funds		State Fund Code	State Funds	Local Funds	Total
			Federal	Funds				
CN	2020	5307		1,769,268		0	442,317	2,211,585
Project Totals				1,769,268		0	442,317	2,211,585

Expenditure Schedule

Phase	1st	2nd	3rd	4th	5th & 6th
ALL	0	0	0	2,211,585	0
Totals	0	0	0	2,211,585	0

Washington State S. T. I. P.

2017 to 2020

(Project Funds to Nearest Dollar)

MPO/RTPO: PSRC

Y Inside

N Outside

November 17, 2017

County: Snohomish

Agency: Community Transit

Func Cls	Project Number	PIN	STIP ID	Imp Type	Total Project Length	Environmental Type	RW Required	Begin Termini	End Termini	Total Est. Cost of Project	STIP Amend. No.
00			CT-50	23	0.000	CE	No	N/A	N/A	6,423,134	

JARC & CMAQ Transit Operations

This is a bucket TIP project which contains Community Transit's JARC and CMAQ funded Transit Projects. During all years of this project, since it first appears in the TIP, the project will provide 14,321 hours of JARC service benefiting low income/special needs passengers traveling for employment during weekends and late night weekdays and 46,347 hours CMAQ service as well as 2 CMAQ funded buses to be used on service that is designed to reduce congestion and improve air quality. Specific area/routes include JARC Routes 201/202 between Arlington and Lynnwood and Routes 115/116 between Edmonds and Aurora Villiage TC as well as CMAQ Commuter Servicebetween Snohomish County and Downtown Seattle/University of WA.

Funding

Phase	Start Date	Federal Fund Code	Federal Funds	State Fund Code	State Funds	Local Funds	Total
CN	2017	5316	173,726		0	1,058,117	1,231,843
Project Totals			173,726		0	1,058,117	1,231,843

Expenditure Schedule

Phase	1st	2nd	3rd	4th	5th & 6th
ALL	1,231,843	0	0	0	0
Totals	1,231,843	0	0	0	0

Washington State S. T. I. P.

2017 to 2020

(Project Funds to Nearest Dollar)

MPO/RTPO: PSRC

Y Inside

N Outside

November 17, 2017

County: Snohomish

Agency: Community Transit

Func Cls	Project Number	PIN	STIP ID	Imp Type	Total Project Length	Environmental Type	RW Required	Begin Termini	End Termini	Total Est. Cost of Project	STIP Amend. No.
00			CT-46	23	0.000	CE	No	N/A	N/A	20,112,130	1709 AdMod

Marysville UZA Transit Operations

This is a TIP bucket project which has historically contained Community Transit's FTA funds for transit bus service benefiting the Marysville UZA. The amount of federal funding available will provide approximately 34,575 hours of directly operated Fixed Route bus service annually. The project consists of FTA funds already expended or scheduled to be expended over most of the span of FFYs 2007-2017.

Funding

Phase	Start Date	Federal Fund Code	Federal Funds	State Fund Code	State Funds	Local Funds	Total
CN	2018	5307	2,716,607		0	4,015,264	6,731,871
Project Totals			2,716,607		0	4,015,264	6,731,871

Expenditure Schedule

Phase	1st	2nd	3rd	4th	5th & 6th
ALL	0	6,731,871	0	0	0
Totals	0	6,731,871	0	0	0

Washington State S. T. I. P.

2017 to 2020

(Project Funds to Nearest Dollar)

MPO/RTPO: PSRC

Y Inside

N Outside

November 17, 2017

County: Snohomish

Agency: Community Transit

Func Cls	Project Number	PIN	STIP ID	Imp Type	Total Project Length	Environmental Type	RW Required	Begin Termini	End Termini	Total Est. Cost of Project	STIP Amend. No.
00			CT-61	23	0.000	CE	No	N/A	N/A	7,800,000	

Marysville UZA Transit Operations

This is a TIP bucket project which contains Community transit's FTA funds for transit bus service benefiting the Marysville UZA. The amount of federal funding available will provide approximately 39,000 hours of Fixed Route bus service during 2018, 2019 and 2020.

Funding

Phase	Start Date	Federal	Fund Code	Federal Funds	State Fund Code	State Funds	Local Funds	Total
CN	2020		5307	3,900,000		0	3,900,000	7,800,000
Project Totals				3,900,000		0	3,900,000	7,800,000

Expenditure Schedule

Phase	1st	2nd	3rd	4th	5th & 6th
ALL	0	0	0	7,800,000	0
Totals	0	0	0	7,800,000	0

Washington State S. T. I. P.

2017 to 2020

(Project Funds to Nearest Dollar)

MPO/RTPO: PSRC

Y Inside

N Outside

November 17, 2017

County: Snohomish

Agency: Community Transit

Func Cls	Project Number	PIN	STIP ID	Imp Type	Total Project Length	Environmental Type	RW Required	Begin Termini	End Termini	Total Est. Cost of Project	STIP Amend. No.
00			CT-62	23	0.000	CE	No	N/A	N/A	2,429,963	

Preventive Maintenance

This is a TIP bucket project with contains Community Transit's FTA funded Preventive Maintenance operating grants. Preventive Maintenance covers a range of possible work types to preserve and maintain vehicle and non vehicle assets including routing servicing, repairs, inspection and administration. The cumulative number of hours of preventive maintenance provided by fiscal year 2018-20 funding is 16,200.

Funding

Phase	Start Date	Federal Fund Code	Federal Funds		State Fund Code	State Funds	Local Funds	Total
			Federal	Funds				
CN	2020	5307		1,943,970		0	485,993	2,429,963
Project Totals				1,943,970		0	485,993	2,429,963

Expenditure Schedule

Phase	1st	2nd	3rd	4th	5th & 6th
ALL	0	0	0	2,429,963	0
Totals	0	0	0	2,429,963	0

Washington State S. T. I. P.

2017 to 2020

(Project Funds to Nearest Dollar)

MPO/RTPO: PSRC

Y Inside

N Outside

November 17, 2017

County: Snohomish

Agency: Community Transit

Func Cls	Project Number	PIN	STIP ID	Imp Type	Total Project Length	Environmental Type	RW Required	Begin Termini	End Termini	Total Est. Cost of Project	STIP Amend. No.
00			CT-56	23	0.000	CE	No	N/A	N/A	12,394,189	1709 AdMod

Preventive Maintenance Capital Operating

This is a TIP bucket project which contains Community Transit's FTA funded Preventive Maintenance Operating grants. Preventive Maintenance covers a range of possible work types to preserve and maintain vehicle and non vehicle assets including routine servicing, repairs, inspection and administration. The project consists of FTA funds already expended or scheduled to be expended over the span of FFYs 2011-2017.

Funding

Phase	Start Date	Federal Fund Code	Federal Funds		State Fund Code	State Funds	Local Funds	Total
CN	2017			0		0	621,186	621,186
CN	2018	5307		1,298,205		0	1,049,340	2,347,545
Project Totals				1,298,205		0	1,670,526	2,968,731

Expenditure Schedule

Phase	1st	2nd	3rd	4th	5th & 6th
ALL	621,186	2,347,545	0	0	0
Totals	621,186	2,347,545	0	0	0

Washington State S. T. I. P.

2017 to 2020

(Project Funds to Nearest Dollar)

MPO/RTPO: PSRC

Y Inside

N Outside

November 17, 2017

County: Snohomish

Agency: Community Transit

Func Cls	Project Number	PIN	STIP ID	Imp Type	Total Project Length	Environmental Type	RW Required	Begin Termini	End Termini	Total Est. Cost of Project	STIP Amend. No.
00			CT-66	23	0.000	DCE	Yes	196th St. Lynnwood	164th St. Mill Creek	77,400,000	17-06

Swift BRT Orange Line

This project will complete the Project Development phase for the 'Orange Line,' the third line of Community Transit's Swift BRT network. Project Development includes: completion of the environmental review process, including developing and reviewing alternatives; selecting a locally preferred alternative and alignment; and completion of the design and engineering portion of the project. Completion of Project Development is an FTA threshold to be eligible to apply for and receive FTA Small Starts funding.

Funding

Phase	Start Date	Federal Fund Code	Federal Funds	State Fund Code	State Funds	Local Funds	Total
PE	2020	5307	5,000,000		0	1,250,000	6,250,000
Project Totals			5,000,000		0	1,250,000	6,250,000

Expenditure Schedule

Phase	1st	2nd	3rd	4th	5th & 6th
ALL	0	0	0	6,250,000	0
Totals	0	0	0	6,250,000	0

Washington State S. T. I. P.

2017 to 2020

(Project Funds to Nearest Dollar)

MPO/RTPO: PSRC

Y Inside

N Outside

November 17, 2017

County: Snohomish

Agency: Community Transit

Func Cls	Project Number	PIN	STIP ID	Imp Type	Total Project Length	Environmental Type	RW Required	Begin Termini	End Termini	Total Est. Cost of Project	STIP Amend. No.
00			CT-65	23	0.000	DCE	Yes	Seaway Blvd & 75th Pl. Everett	2240 17th Ave SE Bothell	66,965,668	17-06

Swift II BRT Green Line

Swift Green will be Community Transit's 2nd line of Bus Rapid Transit, traveling between the Canyon Park Park Ride and PaineField/Boeing. This 12 mile corridor will have 15 stations in each direction served by 60 ft articulated buses. Swift Green will meet acritical need for east-west transportation options in Snohomish County, connecting a Regional Growth Center (Canyon Park) with a Regional Manufacturing and Industrial Growth Center (Paine Field). This service will be all day bi-directional service operating at a 10 min frequency during peak hours.

Funding

Phase	Start Date	Federal	Fund Code	Federal Funds		State Fund Code	State Funds	Local Funds	Total
RW	2017		5309(NS)	3,885,540			0	606,000	4,491,540
CN	2017		5309(NS)	39,304,460		OTHER	13,800,000	9,369,668	62,474,128
Project Totals				43,190,000			13,800,000	9,975,668	66,965,668

Expenditure Schedule

Phase	1st	2nd	3rd	4th	5th & 6th
ALL	66,965,668	0	0	0	0
Totals	66,965,668	0	0	0	0

Washington State S. T. I. P.

2017 to 2020

(Project Funds to Nearest Dollar)

MPO/RTPO: PSRC

Y Inside

N Outside

November 17, 2017

County: Snohomish

Agency: Community Transit

Func Cls	Project Number	PIN	STIP ID	Imp Type	Total Project Length	Environmental Type	RW Required	Begin Termini	End Termini	Total Est. Cost of Project	STIP Amend. No.
00			CT-63	23	0.000	CE	No	N/A	N/A	6,250,000	1705 AdMod

Swift II BRT Operating

Operation of Swift II Bus Rapid Transit service from Canyon Park P&R in Bothell to Seaway Transit Center in Everett. Project funds will provide approximately 104,058 hours of service.

Funding

Phase	Start Date	Federal Fund Code	Federal Funds		State Fund Code	State Funds	Local Funds	Total
			Federal	Fund Code				
CN	2020	CMAQ	5,000,000			0	1,250,000	6,250,000
Project Totals			5,000,000			0	1,250,000	6,250,000

Expenditure Schedule

Phase	1st	2nd	3rd	4th	5th & 6th
ALL	0	0	0	6,250,000	0
Totals	0	0	0	6,250,000	0

Washington State S. T. I. P.

2017 to 2020

(Project Funds to Nearest Dollar)

MPO/RTPO: PSRC

Y Inside

N Outside

November 17, 2017

County: Snohomish

Agency: Community Transit

Func Cls	Project Number	PIN	STIP ID	Imp Type	Total Project Length	Environmental Type	RW Required	Begin Termini	End Termini	Total Est. Cost of Project	STIP Amend. No.
00			CT-54	23	0.000	CE	No	N/A	N/A	53,507,450	17-09

Transit Revenue Vehicles

This is a TIP bucket project which contains Community Transit's FTA funded Revenue Vehicle grants for Replacement or Expansion including Transit Buses, Paratransit Coaches and Vanpool Rideshare Automobiles. During all the years of this project, since it first appears in the TIP, the project will provide a cumulative total of 134 transit vehicles.

Funding

Phase	Start Date	Federal Fund Code	Federal Funds		State Fund Code	State Funds	Local Funds	Total
			Federal	Fund Code				
CN	2018	5307		13,721,169		0	5,658,202	19,379,371
CN	2018	5337		3,293,431		0	0	3,293,431
CN	2018	5339		1,822,105		0	0	1,822,105
Project Totals				18,836,705		0	5,658,202	24,494,907

Expenditure Schedule

Phase	1st	2nd	3rd	4th	5th & 6th
ALL	0	24,494,907	0	0	0
Totals	0	24,494,907	0	0	0

Washington State S. T. I. P.

2017 to 2020

(Project Funds to Nearest Dollar)

MPO/RTPO: PSRC

Y Inside

N Outside

November 17, 2017

County: Snohomish

Agency: Community Transit

Func Cls	Project Number	PIN	STIP ID	Imp Type	Total Project Length	Environmental Type	RW Required	Begin Termini	End Termini	Total Est. Cost of Project	STIP Amend. No.
00			CT-64	23	0.000	CE	No	N/A	N/A	31,493,705	1705 AdMod

Transit Revenue Vehicles 2018-2020

This is a TIP bucket project which contains Community Transit's FTA funded Revenue Vehicle grants for Replacement or Expansion including Transit Buses, Paratransit Coaches and Vanpool Rideshare Automobiles. During all the years of this project, since it first appears in the TIP, the project will provide a cumulative total of 48 transit vehicles.

Funding

Phase	Start Date	Federal Fund Code	Federal Funds		State Fund Code	State Funds	Local Funds	Total
CN	2020	5307	18,010,191			0	6,298,741	24,308,932
CN	2020	5337	3,273,294			0	0	3,273,294
CN	2020	5339	2,911,479			0	0	2,911,479
CN	2020	CMAQ	1,000,000			0	0	1,000,000
Project Totals			25,194,964			0	6,298,741	31,493,705

Expenditure Schedule

Phase	1st	2nd	3rd	4th	5th & 6th
ALL	0	0	0	31,493,705	0
Totals	0	0	0	31,493,705	0

	Federal Funds	State Funds	Local Funds	Total
Agency Totals for Community Transit	109,023,445	13,800,000	36,004,828	158,828,273

Washington State S. T. I. P.

2017 to 2020

(Project Funds to Nearest Dollar)

MPO/RTPO: PSRC

Y Inside

N Outside

November 17, 2017

County: King

Agency: Covington

Func Cls	Project Number	PIN	STIP ID	Imp Type	Total Project Length	Environmental Type	RW Required	Begin Termini	End Termini	Total Est. Cost of Project	STIP Amend. No.
17			COV-5	28	0.360	CE	Yes	SE 264th Street	SE 269th Street	1,033,940	

164th Avenue SE Pedestrian Improvements

This construction phased project will install a 5' separated walkway/sidewalk on the east side of 164th Avenue SE between SE 264th Street and just south of SE 269th Street. This project will also install drainage and treat surface water. Once completed, this will provide a continuous separated walkway/sidewalk from Kentwood High School and Mattson Middle School to the King County Covington Library and Metro Transit service. This project segment will complete a missing link to our downtown core and is strongly identified in our Comprehensive Plan. The current sidewalk terminates just south of SE 269th Street. This project will install sidewalk and ADA ramps from this location to the north, ending at the intersection of SE 264th Street. This will accommodate roughly 1,900 feet of pedestrian sidewalk through portions of corridor which have none.

Funding

Phase	Start Date	Federal	Fund Code	Federal Funds	State Fund Code	State Funds	Local Funds	Total
CN	2018		STP(UL)	676,279		0	173,721	850,000
Project Totals				676,279		0	173,721	850,000

Expenditure Schedule

Phase	1st	2nd	3rd	4th	5th & 6th
ALL	0	850,000	0	0	0
Totals	0	850,000	0	0	0

	Federal Funds	State Funds	Local Funds	Total
Agency Totals for Covington	676,279	0	173,721	850,000

Washington State S. T. I. P.

2017 to 2020

(Project Funds to Nearest Dollar)

MPO/RTPO: PSRC

Y Inside

N Outside

November 17, 2017

County: Pierce

Agency: Dupont

Func CIs	Project Number	PIN	STIP ID	Imp Type	Total Project Length	Environmental Type	RW Required	Begin Termini	End Termini	Total Est. Cost of Project	STIP Amend. No.
14			DUP-3	05	0.380	CE	No	Center Drive and Hamilton Ave	Center Drive and Powerline Rd	704,246	1705 AdMod

Center Drive Overlay

This project will include grinding and overlaying the existing asphalt travel lanes and bikelane/shoulders between Hamilton Avenue and Powerline Road to a depth of 2-inches. The grinding will extend 50-feet beyond intersection with Hamilton Avenue. The grinding operations will require the traffic signal detection loops to be removed and replaced. Sidewalk curb ramps not in compliance with current ADA standards will be removed and replaced to meet current ADA standards. All pavement markings will be reinstalled to the current roadway configurations.

Funding

Phase	Start Date	Federal	Fund Code	Federal Funds		State Funds	Local Funds	Total
				Federal	State Fund Code			
PE	2019		STP(UL)	69,070		0	12,189	81,259
CN	2020		STP(UL)	529,539		0	93,448	622,987
Project Totals				598,609		0	105,637	704,246

Expenditure Schedule

Phase	1st	2nd	3rd	4th	5th & 6th
ALL	0	0	81,259	622,987	0
Totals	0	0	81,259	622,987	0

Agency Totals for Dupont	Federal Funds		State Funds	Local Funds	Total
	Federal	State Fund Code			
	598,609		0	105,637	704,246

Washington State S. T. I. P.

2017 to 2020

(Project Funds to Nearest Dollar)

MPO/RTPO: PSRC

Y Inside

N Outside

November 17, 2017

County: Pierce

Agency: Eatonville

Func Cls	Project Number	PIN	STIP ID	Imp Type	Total Project Length	Environmental Type	RW Required	Begin Termini	End Termini	Total Est. Cost of Project	STIP Amend. No.
06	0161(031)		EAT-8	28	0.310	DCE	Yes	Lynch Creek Road E	Center Street	3,525,986	

SR 161/Washington Ave N. Corridor Streetscape and Design Project, Lynch CR Rd to Center

The project will include streetscape, sidewalks, crosswalks, and signalization improvements along Washington Ave (SR-161) from the intersection of Lynch Creek Road through the intersection of Center Street. Design and ROW is being completed for the entire corridor and construction will be completed in phases. The construction funding programmed will complete Phase I and will include work within the vicinity of the Center Street/SR-161 intersection. Improvements for Phase I include a new traffic signal to replace the existing stop controlled intersection, replacing the existing pedestrian infrastructure with ADA compliant facilities, creating a physical separation from traveling vehicles on SR161 through the use of street trees, installing pedestrian lighting throughout the corridor to improve safety, upgrading crosswalk facilities, and modifying existing curb returns at the intersection to provide adequate turning radii for the large number of trucks that use the corridor.

Funding

Phase	Start Date	Federal Fund Code	Federal Funds		State Fund Code	State Funds	Local Funds	Total
CN	2017	STP(R)		769,927		0	120,163	890,090
Project Totals				769,927		0	120,163	890,090

Expenditure Schedule

Phase	1st	2nd	3rd	4th	5th & 6th
ALL	890,090	0	0	0	0
Totals	890,090	0	0	0	0

Federal Funds			State Funds	Local Funds	Total
Agency Totals for Eatonville			0	120,163	890,090

Washington State S. T. I. P.

2017 to 2020

(Project Funds to Nearest Dollar)

MPO/RTPO: PSRC

Y Inside

N Outside

November 17, 2017

County: Snohomish

Agency: Edmonds

Func Cls	Project Number	PIN	STIP ID	Imp Type	Total Project Length	Environmental Type	RW Required	Begin Termini	End Termini	Total Est. Cost of Project	STIP Amend. No.
17			EDM-28	05	0.500	CE	No	220th St. SW	212th St. SW	900,000	1705 AdMod

84th Ave. W Overlay from 220th St. SW to 212th St. SW

The project consists of a full-width grind and a pavement overlay along a collector (84th Ave. W) from 220th St. SW to 212th St. SW. This project also includes upgrading all non-compliant ADA curb ramps. Solar-powered pedestrian-actuated beacons will be installed at the crosswalk directly in front of the school.

Funding

Phase	Start Date	Federal	Fund Code	Federal Funds		State Funds	Local Funds	Total
				Federal	State Fund Code			
PE	2018		STP(UL)	96,000		0	24,000	120,000
CN	2019		STP(UL)	595,200		0	184,800	780,000
Project Totals				691,200		0	208,800	900,000

Expenditure Schedule

Phase	1st	2nd	3rd	4th	5th & 6th
ALL	0	120,000	780,000	0	0
Totals	0	120,000	780,000	0	0

Washington State S. T. I. P.

2017 to 2020

(Project Funds to Nearest Dollar)

MPO/RTPO: PSRC

Y Inside

N Outside

November 17, 2017

County: Snohomish

Agency: Edmonds

Func Cls	Project Number	PIN	STIP ID	Imp Type	Total Project Length	Environmental Type	RW Required	Begin Termini	End Termini	Total Est. Cost of Project	STIP Amend. No.
14			EDM-29	28	0.000	CE	Yes	various locations	various locations	1,490,000	17-09

Citywide Pedestrian Crossing Enhancements

The project includes rectangular rapid flashing beacons, pedestrian traffic signal, pedestrian refuge island, pavement markings, signs, emergency traffic signal pedestrian actuation button, safety education and encouragement.

Funding

Phase	Start Date	Federal	Fund Code	Federal Funds	State Fund Code	State Funds	Local Funds	Total
PE	2017		TAP(SR)	215,000		0	0	215,000
RW	2018		TAP(SR)	40,000		0	0	40,000
CN	2019		TAP(SR)	1,235,000		0	0	1,235,000
Project Totals				1,490,000		0	0	1,490,000

Expenditure Schedule

Phase	1st	2nd	3rd	4th	5th & 6th
ALL	215,000	40,000	1,235,000	0	0
Totals	215,000	40,000	1,235,000	0	0

	Federal Funds	State Funds	Local Funds	Total
Agency Totals for Edmonds	2,181,200	0	208,800	2,390,000

Washington State S. T. I. P.

2017 to 2020

(Project Funds to Nearest Dollar)

MPO/RTPO: PSRC

Y Inside

N Outside

November 17, 2017

County: King

Agency: Enumclaw

Func Cls	Project Number	PIN	STIP ID	Imp Type	Total Project Length	Environmental Type	RW Required	Begin Termini	End Termini	Total Est. Cost of Project	STIP Amend. No.
00			ENM-6	28	0.420	DCE	No	Foothills Trail (Battersby Ave	Foothills Trail (Mchugh Ave)	370,000	17-04

Enumclaw Foothills Trail: Battersby Ave to N. City Limits

This project will provide Hot Mixed Asphalt (HMA) for a shared use pathway, related earthwork, and include signage, drainage, and landscaping.

Funding

Phase	Start Date	Federal	Fund Code	Federal Funds		State Fund Code	State Funds	Local Funds	Total
PE	2018		DEMO		55,000		0	0	55,000
CN	2019		DEMO		315,000		0	0	315,000
Project Totals					370,000		0	0	370,000

Expenditure Schedule

Phase	1st	2nd	3rd	4th	5th & 6th
ALL	0	55,000	315,000	0	0
Totals	0	55,000	315,000	0	0

	Federal Funds	State Funds	Local Funds	Total
Agency Totals for Enumclaw	370,000	0	0	370,000

Washington State S. T. I. P.

2017 to 2020

(Project Funds to Nearest Dollar)

MPO/RTPO: PSRC

Y Inside

N Outside

November 17, 2017

County: Snohomish

Agency: Everett

Func Cls	Project Number	PIN	STIP ID	Imp Type	Total Project Length	Environmental Type	RW Required	Begin Termini	End Termini	Total Est. Cost of Project	STIP Amend. No.
14	2715(010)		EVT-66	21	0.810	CE	No	10th Street	19th Street	608,987	

Broadway-10th St. to 19th St. Intersection Safety

Improve traffic signal phasing and timing and improve conditions for pedestrians in crosswalks.

Funding

Phase	Start Date	Federal	Fund Code	Federal Funds		State Fund Code	State Funds	Local Funds	Total
CN	2017		HSIP	478,406			0	71,761	550,167
Project Totals				478,406			0	71,761	550,167

Expenditure Schedule

Phase	1st	2nd	3rd	4th	5th & 6th
ALL	550,167	0	0	0	0
Totals	550,167	0	0	0	0

Washington State S. T. I. P.

2017 to 2020

(Project Funds to Nearest Dollar)

MPO/RTPO: PSRC

Y Inside

N Outside

November 17, 2017

County: Snohomish

Agency: Everett

Func Cls	Project Number	PIN	STIP ID	Imp Type	Total Project Length	Environmental Type	RW Required	Begin Termini	End Termini	Total Est. Cost of Project	STIP Amend. No.
00			EVT-69	28	0.700	CE	Yes	US 2	Broadway	8,209,500	1705 AdMod

California Street Ped/Bike Corridor

The California Street Bicycle/Pedestrian corridor will design a non-motorized route from Broadway Avenue to the US 2 Trestle trail travelling on California St. with pedestrian facilities, modified parking, and bicycle lanes in each direction and enhance the non-motorized facilities at the entrance and exit to US 2.

Funding

Phase	Start Date	Federal Fund Code	Federal Funds	State Fund Code	State Funds	Local Funds	Total
PE	2020	CMAQ	901,600		0	275,400	1,177,000
Project Totals			901,600		0	275,400	1,177,000

Expenditure Schedule

Phase	1st	2nd	3rd	4th	5th & 6th
ALL	0	0	0	1,177,000	0
Totals	0	0	0	1,177,000	0

Washington State S. T. I. P.

2017 to 2020

(Project Funds to Nearest Dollar)

MPO/RTPO: PSRC

Y Inside

N Outside

November 17, 2017

County: Snohomish

Agency: Everett

Func Cls	Project Number	PIN	STIP ID	Imp Type	Total Project Length	Environmental Type	RW Required	Begin Termini	End Termini	Total Est. Cost of Project	STIP Amend. No.
14	0099(138)		EVT-68	04	1.340	CE	No	4th Ave	East Mall Dr.	548,452	

Everett Mall Way - 4th Ave. to East Mall Dr.

Project will improve traffic signal phasing and timing and improve conditions for pedestrians in crosswalks.

Funding

Phase	Start Date	Federal	Fund Code	Federal Funds		State Fund Code	State Funds	Local Funds	Total
CN	2017		HSIP	448,466			0	44,847	493,313
Project Totals				448,466			0	44,847	493,313

Expenditure Schedule

Phase	1st	2nd	3rd	4th	5th & 6th
ALL	493,313	0	0	0	0
Totals	493,313	0	0	0	0

Washington State S. T. I. P.

2017 to 2020

(Project Funds to Nearest Dollar)

MPO/RTPO: PSRC

Y Inside

N Outside

November 17, 2017

County: Snohomish

Agency: Everett

Func Cls	Project Number	PIN	STIP ID	Imp Type	Total Project Length	Environmental Type	RW Required	Begin Termini	End Termini	Total Est. Cost of Project	STIP Amend. No.
14			EVT-70	05	1.380	CE	No	Pacific Ave	46th St SE	1,824,000	1705 AdMod

Everett Overlay

This project will overlay segments of Evergreen Way and Rucker Ave which are federally classified roads (this same arterial changes roadway names). The project will consist of grinding or planning to a 2' depth, a 2' overlay, raising all iron utility devices, and re-striping of each roadway segment.

Funding

Phase	Start Date	Federal Fund Code	Federal Funds	State Fund Code	State Funds	Local Funds	Total
CN	2020	STP(UL)	624,000		0	1,125,000	1,749,000
Project Totals			624,000		0	1,125,000	1,749,000

Expenditure Schedule

Phase	1st	2nd	3rd	4th	5th & 6th
ALL	0	0	0	1,749,000	0
Totals	0	0	0	1,749,000	0

Washington State S. T. I. P.

2017 to 2020

(Project Funds to Nearest Dollar)

MPO/RTPO: PSRC

Y Inside

N Outside

November 17, 2017

County: Snohomish

Agency: Everett

Func Cls	Project Number	PIN	STIP ID	Imp Type	Total Project Length	Environmental Type	RW Required	Begin Termini	End Termini	Total Est. Cost of Project	STIP Amend. No.
14	2791(005)		EVT-63	21	0.000	CE	No	Evergreen Way	Pecks Drive	447,990	

Evergreen Way and Pecks Drive - Intersection Safety

Improve traffic signal phasing, visibility of traffic signal heads, intersection lighting, and pedestrian accessibility, including ADA.

Funding

Phase	Start Date	Federal	Fund Code	Federal Funds		State Funds	Local Funds	Total
				Federal Funds	State Fund Code			
CN	2017		HSIP	98,061		0	0	98,061
Project Totals				98,061		0	0	98,061

Expenditure Schedule

Phase	1st	2nd	3rd	4th	5th & 6th
ALL	98,061	0	0	0	0
Totals	98,061	0	0	0	0

Washington State S. T. I. P.

2017 to 2020

(Project Funds to Nearest Dollar)

MPO/RTPO: PSRC

Y Inside

N Outside

November 17, 2017

County: Snohomish

Agency: Everett

Func Cls	Project Number	PIN	STIP ID	Imp Type	Total Project Length	Environmental Type	RW Required	Begin Termini	End Termini	Total Est. Cost of Project	STIP Amend. No.
00			EVT-65	28	0.000	DCE	No	Grand Avenue at 16th Street	West Marine View Drive (SR 529	15,100,000	1701 AdMod

Grand Avenue Park Pedestrian Bridge

Construction of a non-motorized pedestrian bridge overcrossing of at-grade BNSF rail lines and State Route 529 connecting an Everett neighborhood to the Port of Everett's waterfront access

Funding

Phase	Start Date	Federal Fund Code	Federal Funds		State Fund Code	State Funds	Local Funds	Total
			Federal	Funds				
CN	2018	STP(UL)		940,000		0	0	940,000
CN	2018			0		0	10,900,000	10,900,000
CN	2018	CMAQ		1,060,000		0	0	1,060,000
Project Totals				2,000,000		0	10,900,000	12,900,000

Expenditure Schedule

Phase	1st	2nd	3rd	4th	5th & 6th
ALL	0	12,900,000	0	0	0
Totals	0	12,900,000	0	0	0

	Federal Funds	State Funds	Local Funds	Total
Agency Totals for Everett	4,550,533	0	12,417,008	16,967,541

Washington State S. T. I. P.

2017 to 2020

(Project Funds to Nearest Dollar)

MPO/RTPO: PSRC

Y Inside

N Outside

November 17, 2017

County: Snohomish

Agency: Everett Transit

Func CIs	Project Number	PIN	STIP ID	Imp Type	Total Project Length	Environmental Type	RW Required	Begin Termini	End Termini	Total Est. Cost of Project	STIP Amend. No.
00			ET-38	23	0.000	CE	No	Cedar Street	Pine Street	3,951,126	

Electric Transit Vehicles and Infrastructure

This is a TIP bucket project which contains Everett Transit's Electric Revenue Vehicle grants for replacement or expansion. During all the years of this project, since it first appears in the TIP, the project will provide approximately four electric vehicles and the infrastructure necessary for re-charging the vehicles. The four vehicles and infrastructure to support them are funded by FTA's FY2016, Section 5339, Low or No Emission Bus and Bus Facilities Grant Program. A portion of these funds will utilize the eligibility of up to .5 percent of the funding for training through the National Training Institute.

Funding

Phase	Start Date	Federal Fund Code	Federal Funds	State Fund Code	State Funds	Local Funds	Total
CN	2017	5339(c)	3,358,459		0	592,667	3,951,126
Project Totals			3,358,459		0	592,667	3,951,126

Expenditure Schedule

Phase	1st	2nd	3rd	4th	5th & 6th
ALL	3,951,126	0	0	0	0
Totals	3,951,126	0	0	0	0

Washington State S. T. I. P.

2017 to 2020

(Project Funds to Nearest Dollar)

MPO/RTPO: PSRC

Y Inside

N Outside

November 17, 2017

County: Snohomish

Agency: Everett Transit

Func Cls	Project Number	PIN	STIP ID	Imp Type	Total Project Length	Environmental Type	RW Required	Begin Termini	End Termini	Total Est. Cost of Project	STIP Amend. No.
00			ET-34	23	0.000	CE	No	Smith Avenue	32nd Street	1,034,138	1709 AdMod

Everett Station Preventive Maintenance and Rehabilitation

This is a TIP bucket project to maintain and rehabilitate the Everett Station facility with ongoing preventive maintenance and repair; including building interior/exterior, parking lots, walkways and bus bays. The project consists of FTA funds already expended or scheduled to be expended over the span of FFY's 2013-2020.

Funding

Phase	Start Date	Federal Fund Code	Federal Funds		State Fund Code	State Funds	Local Funds	Total
CN	2017	5307	62,778			0	54,476	117,254
CN	2018	5307	195,669			0	33,396	229,065
CN	2019	5307	64,299			0	16,075	80,374
CN	2020	5307	64,299			0	16,075	80,374
Project Totals			387,045			0	120,022	507,067

Expenditure Schedule

Phase	1st	2nd	3rd	4th	5th & 6th
ALL	117,254	229,065	80,374	80,374	0
Totals	117,254	229,065	80,374	80,374	0

Washington State S. T. I. P.

2017 to 2020

(Project Funds to Nearest Dollar)

MPO/RTPO: PSRC

Y Inside

N Outside

November 17, 2017

County: Snohomish

Agency: Everett Transit

Func Cls	Project Number	PIN	STIP ID	Imp Type	Total Project Length	Environmental Type	RW Required	Begin Termini	End Termini	Total Est. Cost of Project	STIP Amend. No.
00			ET-36	23	0.000	CE	No	32nd Street	Cedar Street	11,249,870	1706 AdMod

Everett Transit Preventive Maintenance for Vehicle Fleet

The project contains the annual program of maintenance work on the agency's fleet of approximately 70 fixed route buses and paratransit fleet that are necessary for the maintenance and operations of service. On average, the federal funds programmed represent approximately 30% of the annual budget for this activity.

Funding

Phase	Start Date	Federal Fund Code	Federal Funds		State Fund Code	State Funds	Local Funds	Total
			Federal	Fund Code				
CN	2017	5307	1,419,801			0	354,951	1,774,752
CN	2018	5307	2,545,848			0	636,463	3,182,311
CN	2019	5307	1,282,298			0	320,575	1,602,873
CN	2020	5307	1,282,298			0	320,575	1,602,873
Project Totals			6,530,245			0	1,632,564	8,162,809

Expenditure Schedule

Phase	1st	2nd	3rd	4th	5th & 6th
ALL	1,774,752	3,182,311	1,602,873	1,602,873	0
Totals	1,774,752	3,182,311	1,602,873	1,602,873	0

Washington State S. T. I. P.

2017 to 2020

(Project Funds to Nearest Dollar)

MPO/RTPO: PSRC

Y Inside

N Outside

November 17, 2017

County: Snohomish

Agency: Everett Transit

Func Cls	Project Number	PIN	STIP ID	Imp Type	Total Project Length	Environmental Type	RW Required	Begin Termini	End Termini	Total Est. Cost of Project	STIP Amend. No.
00			ET-37	23	0.000	EA	Yes	N/A	N/A	4,500,000	

Operations Base Land Acquisition

Everett Transit is planning to build a new operations base with all facilities required to support and maintain transit operations within the city. The base will include space for administrative offices, training facilities, dispatch, drivers room , locker rooms, meeting space, lunch room and call center. The project will also contain space for transit vehicle maintenance bays, a sign shop, parts room, radio shop and storage areas, as well as fueling and cleaning stations for the fleet, revenue/non-revenue vehicle parking, road relief vehicles, staff cars, and employee parking will also be included. The current TIP project will provide for the acquisition of land necessary for the operations base.

Funding

Phase	Start Date	Federal Fund Code	Federal Funds	State Fund Code	State Funds	Local Funds	Total
RW	2017		0		0	4,500,000	4,500,000
Project Totals			0		0	4,500,000	4,500,000

Expenditure Schedule

Phase	1st	2nd	3rd	4th	5th & 6th
ALL	4,500,000	0	0	0	0
Totals	4,500,000	0	0	0	0

Washington State S. T. I. P.

2017 to 2020

(Project Funds to Nearest Dollar)

MPO/RTPO: PSRC

Y Inside

N Outside

November 17, 2017

County: Snohomish

Agency: Everett Transit

Func Cls	Project Number	PIN	STIP ID	Imp Type	Total Project Length	Environmental Type	RW Required	Begin Termini	End Termini	Total Est. Cost of Project	STIP Amend. No.
00			ET-39	23	0.000	CE	No	N/A	N/A	194,962	17-05

SNOTRAC Mobility Manager

SNOTRAC is the special needs mobility coordinating body for Snohomish County. This grant will fund SNOTRAC's mobility manager and implementation of part of the SNOTRAC strategic plan - specifically to host a mobility forum to gather data regarding the unmet need in Snohomish County and to develop strategies and programs to address the needs gap.

Funding

Phase	Start Date	Federal Fund Code	Federal Funds		State Fund Code	State Funds	Local Funds	Total
			Federal Funds	State Funds				
CN	2017	5310	143,962	0		0	51,000	194,962
Project Totals			143,962	0		0	51,000	194,962

Expenditure Schedule

Phase	1st	2nd	3rd	4th	5th & 6th
ALL	194,962	0	0	0	0
Totals	194,962	0	0	0	0

Washington State S. T. I. P.

2017 to 2020

(Project Funds to Nearest Dollar)

MPO/RTPO: PSRC

Y Inside

N Outside

November 17, 2017

County: Snohomish

Agency: Everett Transit

Func Cls	Project Number	PIN	STIP ID	Imp Type	Total Project Length	Environmental Type	RW Required	Begin Termini	End Termini	Total Est. Cost of Project	STIP Amend. No.
00			ET-22	23	0.000	CE	No	N/A	N/A	858,434	

Transit Coach Replacement

Purchase of transit bus replacements for fully depreciated coaches that will have reached the end of their useful life. The current amount programmed will be used to purchase approximately one heavy duty bus.

Funding

Phase	Start Date	Federal	Fund Code	Federal Funds	State Fund Code	State Funds	Local Funds	Total
CN	2017		5309(Bus)	382,874		0	78,420	461,294
Project Totals				382,874		0	78,420	461,294

Expenditure Schedule

Phase	1st	2nd	3rd	4th	5th & 6th
ALL	461,294	0	0	0	0
Totals	461,294	0	0	0	0

Washington State S. T. I. P.

2017 to 2020

(Project Funds to Nearest Dollar)

MPO/RTPO: PSRC

Y Inside

N Outside

November 17, 2017

County: Snohomish

Agency: Everett Transit

Func Cls	Project Number	PIN	STIP ID	Imp Type	Total Project Length	Environmental Type	RW Required	Begin Termini	End Termini	Total Est. Cost of Project	STIP Amend. No.
00			ET-35	23	0.000	CE	No	N/A	N/A	3,458,502	1709 AdMod

Transit Revenue Vehicles

This is a TIP bucket project which contains Everett Transit's FTA funded Revenue Vehicle grants for replacement or expansion including Transit buses and Para transit coaches. During all of the years of this project, since it first appears in the TIP, the project will provide approximately 16 transit vehicles; the 2018-2020 FTA funds will help pay for approximately 8 of the vehicles.

Funding

Phase	Start Date	Federal Funds		State Funds		Local Funds	Total	
		Federal	Fund Code	State Fund Code	State Funds			
CN	2017		5339		180,877	0	39,866	220,743
CN	2018		5307		1,448,058	0	409,715	1,857,773
CN	2018		5339		169,386	0	0	169,386
CN	2019		5339		109,575	0	27,394	136,969
CN	2020		5339		95,531	0	23,883	119,414
		Project Totals			2,003,427	0	500,858	2,504,285

Expenditure Schedule

Phase	1st	2nd	3rd	4th	5th & 6th
ALL	220,743	2,027,159	136,969	119,414	0
Totals	220,743	2,027,159	136,969	119,414	0

Federal Funds		State Funds	Local Funds	Total
Agency Totals for Everett Transit		12,806,012	0	7,475,531
				20,281,543

Washington State S. T. I. P.

2017 to 2020

(Project Funds to Nearest Dollar)

MPO/RTPO: PSRC

Y Inside

N Outside

November 17, 2017

County: King

Agency: Federal Way

Func Cls	Project Number	PIN	STIP ID	Imp Type	Total Project Length	Environmental Type	RW Required	Begin Termini	End Termini	Total Est. Cost of Project	STIP Amend. No.
14			FW-31	06	0.540	CE	No	S 348th Street	Pacific Highway South	800,000	1710 AdMod

16th Avenue South Preservation

Planing, pavement repair, asphalt overlay, replace signal loops, and upgrade curb ramps.

Funding

Phase	Start Date	Federal	Fund Code	Federal Funds		State Fund Code	State Funds	Local Funds	Total
PE	2018		NHPP		64,875		0	10,125	75,000
CN	2019		NHPP		627,125		0	97,875	725,000
Project Totals					692,000		0	108,000	800,000

Expenditure Schedule

Phase	1st	2nd	3rd	4th	5th & 6th
ALL	0	75,000	725,000	0	0
Totals	0	75,000	725,000	0	0

Washington State S. T. I. P.

2017 to 2020

(Project Funds to Nearest Dollar)

MPO/RTPO: PSRC

Y Inside

N Outside

November 17, 2017

County: King

Agency: Federal Way

Func Cls	Project Number	PIN	STIP ID	Imp Type	Total Project Length	Environmental Type	RW Required	Begin Termini	End Termini	Total Est. Cost of Project	STIP Amend. No.
19	1001(004)		FW-22	28	0.200	CE	Yes	S 316th Street	S 320th Street	1,357,350	1701 AdMod

21st Ave S (S 316th Street to S 320th Street) Pedestrian Improvements

This project will provide a 12-foot sidewalk on the west side of 21st Ave S, including streetscaping, American Disabilities Act (ADA) facilities, and decorative lighting.

Funding

Phase	Start Date	Federal Fund Code	Federal Funds		State Fund Code	State Funds	Local Funds	Total
			Federal	Funds				
CN	2017	CMAQ		765,525		0	119,475	885,000
Project Totals				765,525		0	119,475	885,000

Expenditure Schedule

Phase	1st	2nd	3rd	4th	5th & 6th
ALL	885,000	0	0	0	0
Totals	885,000	0	0	0	0

Washington State S. T. I. P.

2017 to 2020

(Project Funds to Nearest Dollar)

MPO/RTPO: PSRC

Y Inside

N Outside

November 17, 2017

County: King

Agency: Federal Way

Func Cls	Project Number	PIN	STIP ID	Imp Type	Total Project Length	Environmental Type	RW Required	Begin Termini	End Termini	Total Est. Cost of Project	STIP Amend. No.
14			FW-29	24	0.000	CE	No	N/A	N/A	2,000,000	17-05

Citywide Adaptive Traffic Control System

The project would provide for the implementation of an adaptive traffic control system, including systems engineering, design, construction, and implementation. The project would include the Federal Way Urban Center, particularly on S 320th Street and SR 99, and extend southward on SR 99 to include SR 18 and SR 161. The project would site a traffic control center in City Hall, upgrade communications to support the system, install closed-circuit surveillance cameras, and implement adaptive control at a minimum of 31 intersections.

Funding

Phase	Start Date	Federal Fund Code	Federal Funds	State Fund Code	State Funds	Local Funds	Total
PE	2017	HSIP	655,000		0	95,000	750,000
CN	2019	HSIP	245,000		0	5,000	250,000
CN	2019	CMAQ	860,000		0	140,000	1,000,000
Project Totals			1,760,000		0	240,000	2,000,000

Expenditure Schedule

Phase	1st	2nd	3rd	4th	5th & 6th
ALL	750,000	0	1,250,000	0	0
Totals	750,000	0	1,250,000	0	0

Washington State S. T. I. P.

2017 to 2020

(Project Funds to Nearest Dollar)

MPO/RTPO: PSRC

Y Inside

N Outside

November 17, 2017

County: King

Agency: Federal Way

Func Cls	Project Number	PIN	STIP ID	Imp Type	Total Project Length	Environmental Type	RW Required	Begin Termini	End Termini	Total Est. Cost of Project	STIP Amend. No.
16			FW-30	04	0.000	DCE	Yes	N/A	N/A	806,436	17-04

Military Rd S / S 298th St Compact Roundabout

Construct a compact roundabout at the intersection of Military Rd S & S 298th St.

Funding

Phase	Start Date	Federal	Fund Code	Federal Funds		State Funds	Local Funds	Total
				Federal	State Fund Code			
PE	2017		HSIP	90,000		0	10,000	100,000
RW	2018		HSIP	94,500		0	10,500	105,000
CN	2018		HSIP	538,593		0	62,843	601,436
Project Totals				723,093		0	83,343	806,436

Expenditure Schedule

Phase	1st	2nd	3rd	4th	5th & 6th
ALL	100,000	706,436	0	0	0
Totals	100,000	706,436	0	0	0

Washington State S. T. I. P.

2017 to 2020

(Project Funds to Nearest Dollar)

MPO/RTPO: PSRC

Y Inside

N Outside

November 17, 2017

County: King

Agency: Federal Way

Func Cls	Project Number	PIN	STIP ID	Imp Type	Total Project Length	Environmental Type	RW Required	Begin Termini	End Termini	Total Est. Cost of Project	STIP Amend. No.
16	0443(008)		FW-28	28	0.130	CE	No	23rd Ave South	28th Ave South	700,000	

Steel Lake Park to Downtown Trail

This project provides an 8 ft sidewalk on the south side of S 312th Street, from the entrance to Steel Lake Park to 23rd Ave S. Also included is planter strip separating the sidewalk and roadway, illumination, and ADA ramps.

Funding

Phase	Start Date	Federal	Fund Code	Federal Funds	State Fund Code	State Funds	Local Funds	Total
CN	2017			0	CWA	200,000	400,000	600,000
Project Totals				0		200,000	400,000	600,000

Expenditure Schedule

Phase	1st	2nd	3rd	4th	5th & 6th
ALL	600,000	0	0	0	0
Totals	600,000	0	0	0	0

Washington State S. T. I. P.

2017 to 2020

(Project Funds to Nearest Dollar)

MPO/RTPO: PSRC

Y Inside

N Outside

November 17, 2017

County: King

Agency: Federal Way

Func Cls	Project Number	PIN	STIP ID	Imp Type	Total Project Length	Environmental Type	RW Required	Begin Termini	End Termini	Total Est. Cost of Project	STIP Amend. No.
14			FW-33	06	1.500	CE	No	19th Avenue SW	1st Avenue S	1,400,000	17-09

SW Campus Drive Preservation Project

Planing, pavement repair, asphalt overlay, replace signal loops, pedestrian push button upgrade and upgrade curb ramps

Funding

Phase	Start Date	Federal Funds		State Fund Code	State Funds	Local Funds	Total	
		Federal	Fund Code					
PE	2017		NHPP		61,200	0	28,800	90,000
CN	2018		NHPP		890,800	0	419,200	1,310,000
		Project Totals			952,000	0	448,000	1,400,000

Expenditure Schedule

Phase	1st	2nd	3rd	4th	5th & 6th
ALL	90,000	1,310,000	0	0	0
Totals	90,000	1,310,000	0	0	0

	Federal Funds	State Funds	Local Funds	Total
Agency Totals for Federal Way	4,892,618	200,000	1,398,818	6,491,436

Washington State S. T. I. P.

2017 to 2020

(Project Funds to Nearest Dollar)

MPO/RTPO: PSRC

Y Inside

N Outside

November 17, 2017

County: Pierce

Agency: Fife

Func Cls	Project Number	PIN	STIP ID	Imp Type	Total Project Length	Environmental Type	RW Required	Begin Termini	End Termini	Total Est. Cost of Project	STIP Amend. No.
14			FIF-19	05	1.040	DCE	No	Milwaukee Way	Willows Rd. E.	1,850,000	17-09

Pacific Highway Overlay

The project will resurface Pacific Highway East from the West City Limits to the Port of Tacoma Road, and from Alexander Ave E to Willows Rd E. Work will include traffic control; repair of failed pavement segments, removal of deteriorated pavement by grinding as needed; full-width overlay with new HMA between existing curbs; adjustment of monuments and utilities; upgrading of pedestrian curb ramps to current ADA standards, update of pavement markings and signage as needed.

Funding

Phase	Start Date	Federal Fund Code	Federal Funds		State Fund Code	State Funds	Local Funds	Total
			Federal	Fund Code				
PE	2017	NHPP		48,850		0	121,150	170,000
CN	2018	NHPP		1,374,472		0	305,528	1,680,000
Project Totals				1,423,322		0	426,678	1,850,000

Expenditure Schedule

Phase	1st	2nd	3rd	4th	5th & 6th
ALL	170,000	1,680,000	0	0	0
Totals	170,000	1,680,000	0	0	0

Washington State S. T. I. P.

2017 to 2020

(Project Funds to Nearest Dollar)

MPO/RTPO: PSRC

Y Inside

N Outside

November 17, 2017

County: Pierce

Agency: Fife

Func Cls	Project Number	PIN	STIP ID	Imp Type	Total Project Length	Environmental Type	RW Required	Begin Termini	End Termini	Total Est. Cost of Project	STIP Amend. No.
11	9927(056)		FIF-16	03	12.570	CE	Yes	I-5 MP 135.65	I-5 MP 136.61	70,526,300	17-07

Port of Tacoma Interchange Improvements

This 2 stage project will reconfigure the I-5 / Port of Tacoma Rd interchange into a diamond couplet. Port of Tacoma Rd will become a one-way SB street from 12th St E to 20th St E and 34th Ave E will be reconstructed and extended to a one-way NB street from 20th St E to 12th St E. The I-5 ramps will be reconfigured to complete the diamond couplet. Traffic signals will be installed at all ramp intersections. Additional local road improvements will include widening 12th Street E, 20th Street E, and Pacific Hwy E. Stage 1 completes all work on the North side of I-5. This is a multiyear project and the programming reflects the funds available within the span of the regional TIP.

Funding

Phase	Start Date	Federal Funds		State Fund Code	State Funds	Local Funds	Total	
		Federal	Fund Code					
PE	2017	0		CWA	485,000	3,635,623	4,120,623	
PE	2018	0		CWA	1,515,000	150,000	1,665,000	
PE	2019	0			0	75,000	75,000	
RW	2017	0		CWA	500,000	415,143	915,143	
RW	2018	0		CWA	500,000	150,000	650,000	
RW	2019	0		CWA	2,000,000	75,000	2,075,000	
CN	2017	0		FMSIB	1,840,000	0	1,840,000	
CN	2017	0		TIB	355,000	0	355,000	
CN	2018	0		TIB	3,195,000	0	3,195,000	
CN	2018		STP(UL)	FMSIB	4,500,000	2,093,500	13,595,766	
CN	2019	0		FMSIB	2,330,000	143,534	2,473,534	
CN	2019	0		TIB	3,550,000	0	3,550,000	
Project Totals					7,002,266	20,770,000	6,737,800	34,510,066

Washington State S. T. I. P.

2017 to 2020

(Project Funds to Nearest Dollar)

MPO/RTPO: PSRC

Y Inside

N Outside

November 17, 2017

County: Pierce

Agency: Fife

Expenditure Schedule

Phase	1st	2nd	3rd	4th	5th & 6th
ALL	7,230,766	19,105,766	8,173,534	0	0
Totals	7,230,766	19,105,766	8,173,534	0	0

Washington State S. T. I. P.

2017 to 2020

(Project Funds to Nearest Dollar)

MPO/RTPO: PSRC

Y Inside

N Outside

November 17, 2017

County: Pierce

Agency: Fife

Func Cls	Project Number	PIN	STIP ID	Imp Type	Total Project Length	Environmental Type	RW Required	Begin Termini	End Termini	Total Est. Cost of Project	STIP Amend. No.
14			FIF-20	28	0.690	DCE	Yes	54th Ave E	65th Ave E	9,261,314	17-10

SR99 Stormwater and Pedestrian Improvement Project: Pacific Hwy E-54th Ave E to 65th Ave E

Widen the north side of SR 99 between 54th Ave E. and 65th Ave E. for the construction of a striped bicycle lane and construction/replacement of all sidewalks; installation of new ADA curb ramps, driveways and planter strips; a new pedestrian bridge over the Fife Ditch; new pedestrian and roadway illumination systems; new stormwater quality treatment systems including bioretention swales and modular wetlands; construction of a new joint utility trench to convert overhead utilities to underground; a new left turn lane for westbound SR 99 to southbound 54th Ave East; widening of the 54th Avenue E receiving lanes and replacing all four corners sidewalks and ADA curb ramps; relocation of four existing traffic signal poles.

Funding

Phase	Start Date	Federal Funds		State Funds		Local Funds	Total	
		Federal	Fund Code	State Fund Code	State Funds			
PE	2017			0	OTHER	74,985	0	74,985
CN	2017			0	FMSIB	500,000	0	500,000
CN	2017			0	OTHER	958,115	0	958,115
CN	2017		NHFP	2,000,000	Ped/Bike Program	1,660,800	2,700,658	6,361,458
Project Totals				2,000,000		3,193,900	2,700,658	7,894,558

Expenditure Schedule

Phase	1st	2nd	3rd	4th	5th & 6th
ALL	7,894,558	0	0	0	0
Totals	7,894,558	0	0	0	0

Federal Funds		State Funds	Local Funds	Total	
Agency Totals for Fife		10,425,588	23,963,900	9,865,136	44,254,624

Washington State S. T. I. P.

2017 to 2020

(Project Funds to Nearest Dollar)

MPO/RTPO: PSRC

Y Inside

N Outside

November 17, 2017

County: Pierce

Agency: Fircrest

Func Cls	Project Number	PIN	STIP ID	Imp Type	Total Project Length	Environmental Type	RW Required	Begin Termini	End Termini	Total Est. Cost of Project	STIP Amend. No.
17			FIR-31	05	0.250	CE	No	Regents Boulevard	Columbia Avenue	225,440	1705 AdMod

Alameda Grind and Overlay

This project consists of a pavement restoration involving grinding and overlay of the existing roadway of Alameda Ave. between Regents Boulevard and Columbia Ave.

Funding

Phase	Start Date	Federal	Fund Code	Federal Funds		State Fund Code	State Funds	Local Funds	Total
				Federal	Funds				
PE	2019		STP(UL)	45,000			0	7,025	52,025
CN	2019		STP(UL)	150,004			0	23,411	173,415
Project Totals				195,004			0	30,436	225,440

Expenditure Schedule

Phase	1st	2nd	3rd	4th	5th & 6th
ALL	0	0	225,440	0	0
Totals	0	0	225,440	0	0

Washington State S. T. I. P.

2017 to 2020

(Project Funds to Nearest Dollar)

MPO/RTPO: PSRC

Y Inside

N Outside

November 17, 2017

County: Pierce

Agency: Fircrest

Func Cls	Project Number	PIN	STIP ID	Imp Type	Total Project Length	Environmental Type	RW Required	Begin Termini	End Termini	Total Est. Cost of Project	STIP Amend. No.
17			FIR-32	04	0.000	CE	No	Alameda and Emerson	Alameda and Regents	337,560	17-02

Traffic Signal Safety Improvements

Design for and upgrade to 12 inch vehicle displays and flashing yellow left turn arrows and upgrade signing at the intersection of Emerson Street and Alameda Avenue. Design for and upgrade to accessible pedestrian countdown signals and pushbuttons and leading pedestrian intervals at the intersection of Regents Boulevard and Alameda Avenue.

Funding

Phase	Start Date	Federal	Fund Code	Federal Funds		State Funds	Local Funds	Total
				State Fund Code	State Funds			
PE	2017		HSIP		45,000	0	5,000	50,000
CN	2017		HSIP		258,804	0	28,756	287,560
Project Totals					303,804	0	33,756	337,560

Expenditure Schedule

Phase	1st	2nd	3rd	4th	5th & 6th
ALL	337,560	0	0	0	0
Totals	337,560	0	0	0	0

Agency Totals for Fircrest	Federal Funds		State Funds	Local Funds	Total
	Federal Funds	State Funds			
	498,808	0	64,192	563,000	

Washington State S. T. I. P.

2017 to 2020

(Project Funds to Nearest Dollar)

MPO/RTPO: PSRC

Y Inside

N Outside

November 17, 2017

County: Pierce

Agency: Gig Harbor

Func Cls	Project Number	PIN	STIP ID	Imp Type	Total Project Length	Environmental Type	RW Required	Begin Termini	End Termini	Total Est. Cost of Project	STIP Amend. No.
00			GIG-9	18	3.000	EIS	No	N/A	N/A	270,000	

Cushman Trail Phase 5 Planning Study

Conduct a planning study for the extension of the regional Cushman Trail (Phase 5), an existing multipurpose non-motorized trail currently connects Tacoma's Scott Pierson Trail that crosses the Narrows Bridge to Borgen Boulevard in North Gig Harbor. Phase 5 of the Cushman trail proposes to expand the length of trail to connect Borgen Boulevard to the regional trail system in South Kitsap County which is in line with Pierce County's 2014 Parks, Recreation, and Open Space Plan and as further identified in their 2016 Comprehensive Plan. Planning study area is bound by 96th St. NW on the south, 70th Ave. NW & Burley Lagoon on the west, Pierce/Kitsap County line on the north, and Peacock Hill Ave. on the east.

Funding

Phase	Start Date	Federal	Fund Code	Federal Funds		State Funds	Local Funds	Total
				Fund Code	Amount			
PE	2018				0	0	70,000	70,000
PE	2018		STP(UL)		200,000	0	0	200,000
Project Totals					200,000	0	70,000	270,000

Expenditure Schedule

Phase	1st	2nd	3rd	4th	5th & 6th
ALL	0	270,000	0	0	0
Totals	0	270,000	0	0	0

Washington State S. T. I. P.

2017 to 2020

(Project Funds to Nearest Dollar)

MPO/RTPO: PSRC

Y Inside

N Outside

November 17, 2017

County: Pierce

Agency: Gig Harbor

Func Cls	Project Number	PIN	STIP ID	Imp Type	Total Project Length	Environmental Type	RW Required	Begin Termini	End Termini	Total Est. Cost of Project	STIP Amend. No.
16			GIG-10	05	0.500	CE	Yes	Grandview Street	Rosedale Street	741,000	

Stinson Ave Overlay

Pavement repair, planing and HMA overlay of Stinson Avenue, including ADA upgrades.

Funding

Phase	Start Date	Federal Funds		State Funds		Local Funds	Total
		Federal	Fund Code	State Fund Code	State Funds		
PE	2017				0	97,000	97,000
RW	2018				0	38,000	38,000
CN	2019		STP(UL)		515,000	91,000	606,000
Project Totals					515,000	226,000	741,000

Expenditure Schedule

Phase	1st	2nd	3rd	4th	5th & 6th
ALL	97,000	38,000	606,000	0	0
Totals	97,000	38,000	606,000	0	0

Federal Funds		State Funds	Local Funds	Total
Agency Totals for Gig Harbor		0	296,000	1,011,000

Washington State S. T. I. P.

2017 to 2020

(Project Funds to Nearest Dollar)

MPO/RTPO: PSRC

Y Inside

N Outside

November 17, 2017

County: King

Agency: Hopelink

Func Cls	Project Number	PIN	STIP ID	Imp Type	Total Project Length	Environmental Type	RW Required	Begin Termini	End Termini	Total Est. Cost of Project	STIP Amend. No.
00			HPLK-6	23	0.000	CE	No	N/A	N/A	14,000	

Access to Healthcare

This project provides temporary direct transportation assistance for low-income patients who lack transportation to follow-up appointments. The project provides direct transportation to and from Seattle Children's Hospital, 5 regional clinics, and/or 11 neighborhood clinics. Patients who use these trips will also receive travel options advising and assistance completing needed paper work for other transportation options through Hopelink's Getting Around Puget Sound Program. This project will serve 350 patient trips from August, 2014 - June, 2015.

Funding

Phase	Start Date	Federal Fund Code	Federal Funds	State Fund Code	State Funds	Local Funds	Total
CN	2017	5310	7,000		0	7,000	14,000
Project Totals			7,000		0	7,000	14,000

Expenditure Schedule

Phase	1st	2nd	3rd	4th	5th & 6th
ALL	14,000	0	0	0	0
Totals	14,000	0	0	0	0

Washington State S. T. I. P.

2017 to 2020

(Project Funds to Nearest Dollar)

MPO/RTPO: PSRC

Y Inside

N Outside

November 17, 2017

County: King

Agency: Hopelink

Func Cls	Project Number	PIN	STIP ID	Imp Type	Total Project Length	Environmental Type	RW Required	Begin Termini	End Termini	Total Est. Cost of Project	STIP Amend. No.
00			HPLK-9	23	0.000	CE	No	N/A	N/A	663,032	17-05

Mobility Management in King County

Provide staffing, planning, and operational support for the King County Mobility Coalition; implement locally prioritized mobility management programs and projects; and conduct outreach to targeted special needs populations.

Funding

Phase	Start Date	Federal	Fund Code	Federal Funds	State Fund Code	State Funds	Local Funds	Total
CN	2017		5310	513,056		0	149,976	663,032
Project Totals				513,056		0	149,976	663,032

Expenditure Schedule

Phase	1st	2nd	3rd	4th	5th & 6th
ALL	663,032	0	0	0	0
Totals	663,032	0	0	0	0

Washington State S. T. I. P.

2017 to 2020

(Project Funds to Nearest Dollar)

MPO/RTPO: PSRC

Y Inside

N Outside

November 17, 2017

County: King

Agency: Hopelink

Func Cls	Project Number	PIN	STIP ID	Imp Type	Total Project Length	Environmental Type	RW Required	Begin Termini	End Termini	Total Est. Cost of Project	STIP Amend. No.
00			HPLK-4	23	0.000	CE	No	N/A	N/A	431,445	

Sustain Mobility Management in King County

This project sustains mobility management in King County, including Hopelink's travel training programs, the King County Mobility Coalition and its committees.

Funding

Phase	Start Date	Federal	Fund Code	Federal Funds	State Fund Code	State Funds	Local Funds	Total
CN	2017		5310	345,156		0	86,289	431,445
Project Totals				345,156		0	86,289	431,445

Expenditure Schedule

Phase	1st	2nd	3rd	4th	5th & 6th
ALL	431,445	0	0	0	0
Totals	431,445	0	0	0	0

	Federal Funds	State Funds	Local Funds	Total
Agency Totals for Hopelink	865,212	0	243,265	1,108,477

Washington State S. T. I. P.

2017 to 2020

(Project Funds to Nearest Dollar)

MPO/RTPO: PSRC

Y Inside

N Outside

November 17, 2017

County: Thurston

Agency: Intercity Transit

Func Cls	Project Number	PIN	STIP ID	Imp Type	Total Project Length	Environmental Type	RW Required	Begin Termini	End Termini	Total Est. Cost of Project	STIP Amend. No.
00			IT-2	23	0.000	CE	No	N/A	N/A	2,965,231	

Capital Preventive Maintenance

This is a TIP bucket project which provides routine fixed route coach annual Capital Preventive Maintenance. Reimbursement with PSRC 'earned share' STE UZA 5307 formula funds based on the proportion of revenue miles of Intercity Transit public transportation service to and from the STE UZA reported in NTD statistics for fixed route express coach service. The project consists of FTA funds already expended or scheduled to be expended over the span of FFYs 2013-2016. PSRC earned share of 5307 funds for a given year are programmed to contribute funding for a portion of Intercity Transit's Capital Preventive Maintenance cost in the following year - i.e., FY 2015 PSRC earned share is intended to fund maintenance in FFY 2016.

Funding

Phase	Start Date	Federal	Fund Code	Federal Funds	State Fund Code	State Funds	Local Funds	Total
CN	2017		5307	1,050,954		0	262,739	1,313,693
Project Totals				1,050,954		0	262,739	1,313,693

Expenditure Schedule

Phase	1st	2nd	3rd	4th	5th & 6th
ALL	1,313,693	0	0	0	0
Totals	1,313,693	0	0	0	0

Washington State S. T. I. P.

2017 to 2020

(Project Funds to Nearest Dollar)

MPO/RTPO: PSRC

Y Inside

N Outside

November 17, 2017

County: Thurston

Agency: Intercity Transit

Func Cls	Project Number	PIN	STIP ID	Imp Type	Total Project Length	Environmental Type	RW Required	Begin Termini	End Termini	Total Est. Cost of Project	STIP Amend. No.
00			IT-6	23	0.000	DCE	No	N/A	N/A	16,203,722	17-10

Pattison Maintenance Operations and Admin Base Rehabilitation and Expansion Phase 2

This project completes the North Site (Phase 2) of the Pattison Maintenance, Operations and Administrative Base (MOA) Rehabilitation and Expansion project, including development of a new Regional Vanpool Service Center, new fuel and wash buildings, installation of a traffic signal, and related site improvements. This is a multiyear project and the funding programmed reflects the funds within the span of the TIP.

Funding

Phase	Start Date	Federal Funds		State Funds		Local Funds	Total
		Federal Fund Code		State Fund Code	State Funds		
PE	2017		0	WSDOT	2,000,000	2,100,000	4,100,000
CN	2018	5307	3,736,878		0	2,000,000	5,736,878
CN	2018	5339	267,152		0	0	267,152
CN	2019		0	WSDOT	3,900,000	0	3,900,000
Project Totals			4,004,030		5,900,000	4,100,000	14,004,030

Expenditure Schedule

Phase	1st	2nd	3rd	4th	5th & 6th
ALL	4,100,000	6,004,030	3,900,000	0	0
Totals	4,100,000	6,004,030	3,900,000	0	0

Washington State S. T. I. P.

2017 to 2020

(Project Funds to Nearest Dollar)

MPO/RTPO: PSRC

Y Inside

N Outside

November 17, 2017

County: Thurston

Agency: Intercity Transit

Func Cls	Project Number	PIN	STIP ID	Imp Type	Total Project Length	Environmental Type	RW Required	Begin Termini	End Termini	Total Est. Cost of Project	STIP Amend. No.
00			IT-1	23	0.000	CE	No	N/A	N/A	6,804,438	

Replacement Fixed Route Coaches

This is a TIP bucket project to contribute to replacement of approximately 15 fixed route coaches at the end of their useful life. The funds reflected in this project will go towards the proportion of coach replacement cost associated with fixed route express coach revenue miles served in the Seattle-Tacoma-Everett UZA.

Funding

Phase	Start Date	Federal Fund Code	Federal Funds		State Fund Code	State Funds	Local Funds	Total
			Federal	Funds				
CN	2017	5307		3,199,924		0	723,096	3,923,020
CN	2017	5339		599,146		0	0	599,146
Project Totals				3,799,070		0	723,096	4,522,166

Expenditure Schedule

Phase	1st	2nd	3rd	4th	5th & 6th
ALL	4,522,166	0	0	0	0
Totals	4,522,166	0	0	0	0

Washington State S. T. I. P.

2017 to 2020

(Project Funds to Nearest Dollar)

MPO/RTPO: PSRC

Y Inside

N Outside

November 17, 2017

County: Thurston

Agency: Intercity Transit

Func Cls	Project Number	PIN	STIP ID	Imp Type	Total Project Length	Environmental Type	RW Required	Begin Termini	End Termini	Total Est. Cost of Project	STIP Amend. No.
00			IT-3	23	0.000	CE	No	N/A	N/A	3,291,772	

Vanpool Vans

This is a TIP bucket project which provides PSRC's 2013 -2015 allocated earned share 5307 funds for a portion of annual funding for new and/or replacement vanpool vans in proportion to Intercity Transit vanpool service provided to and from the PSRC service area. The 2013 and 2014 funds went to acquire approximately 79 vans. The 2015 funds will go towards approximately 38 vans.

Funding

Phase	Start Date	Federal Fund Code	Federal Funds		State Fund Code	State Funds	Local Funds	Total
			Federal Funds	State Funds				
CN	2017	5307	549,920			0	137,480	687,400
Project Totals			549,920			0	137,480	687,400

Expenditure Schedule

Phase	1st	2nd	3rd	4th	5th & 6th
ALL	687,400	0	0	0	0
Totals	687,400	0	0	0	0

Agency Totals for Intercity Transit	Federal Funds		State Funds	Local Funds	Total
	Federal Funds	State Funds			
	9,403,974		5,900,000	5,223,315	20,527,289

Washington State S. T. I. P.

2017 to 2020

(Project Funds to Nearest Dollar)

MPO/RTPO: PSRC

Y Inside

N Outside

November 17, 2017

County: King

Agency: Issaquah

Func CIs	Project Number	PIN	STIP ID	Imp Type	Total Project Length	Environmental Type	RW Required	Begin Termini	End Termini	Total Est. Cost of Project	STIP Amend. No.
14			ISS-31	03	0.000	DCE	Yes	Maple Street NW	W. Sunset Way	3,300,000	

NW Newport Way Improvement (Maple Street to W. Sunset Way)

Rebuild with roundabout intersection improvements at Juniper St, Holly St & Dogwood, 2 travel lanes southbound from Maple St to 600' S of Holly St transitioning to 1 travel lane to Sunset Way, & 1 travel lane northbound, 2 bike lanes, 6' landscaping, 6' sidewalk on 1 side with 8' wide walking trail on other side and lighting, the existing signalization system will be upgraded. Includes stormwater system for road with detention and treatment facilities. Includes a stormwater bypass for existing drainage from adjacent properties. Provides an additional northbound lane on NW Newport Way approaching Maple St for exclusive right turn and an additional westbound lane on NW Maple St approaching NW Newport Way for exclusive right turn lane.

Funding

Phase	Start Date	Federal	Fund Code	Federal Funds	State Fund Code	State Funds	Local Funds	Total
PE	2018		STP(UL)	1,816,500		0	283,500	2,100,000
RW	2018			0		0	1,200,000	1,200,000
Project Totals				1,816,500		0	1,483,500	3,300,000

Expenditure Schedule

Phase	1st	2nd	3rd	4th	5th & 6th
ALL	0	3,300,000	0	0	0
Totals	0	3,300,000	0	0	0

	Federal Funds	State Funds	Local Funds	Total
Agency Totals for Issaquah	1,816,500	0	1,483,500	3,300,000

Washington State S. T. I. P.

2017 to 2020

(Project Funds to Nearest Dollar)

MPO/RTPO: PSRC

Y Inside

N Outside

November 17, 2017

County: King

Agency: Kenmore

Func Cls	Project Number	PIN	STIP ID	Imp Type	Total Project Length	Environmental Type	RW Required	Begin Termini	End Termini	Total Est. Cost of Project	STIP Amend. No.
00	0609(002)		KNM-10	28	0.000	DCE	No	SR 522	NE187th Place	828,000	

62nd Avenue NE Corridor Improvements

Construct sidewalk from just north of SR 522 to NE187th Place on 62nd Avenue NE (one side of the street). Install three traffic circles on 62nd Avenue NE at intersecting streets within the project limits.

Funding

Phase	Start Date	Federal	Fund Code	Federal Funds	State Fund Code	State Funds	Local Funds	Total
CN	2017		HSIP	707,000		0	0	707,000
Project Totals				707,000		0	0	707,000

Expenditure Schedule

Phase	1st	2nd	3rd	4th	5th & 6th
ALL	707,000	0	0	0	0
Totals	707,000	0	0	0	0

Washington State S. T. I. P.

2017 to 2020

(Project Funds to Nearest Dollar)

MPO/RTPO: PSRC

Y Inside

N Outside

November 17, 2017

County: King

Agency: Kenmore

Func Cls	Project Number	PIN	STIP ID	Imp Type	Total Project Length	Environmental Type	RW Required	Begin Termini	End Termini	Total Est. Cost of Project	STIP Amend. No.
16			KNM-13	28	1.500	DCE	Yes	NE 143 rd Street	NE 170 th Street	12,732,000	17-07

Juanita Drive Pedestrian and Bicycle Improvements

This project provides for continuous ADA accessible sidewalk and buffered bike lanes on Juanita Drive NE between NE 143rd Street and NE 170th Street. Analysis will be conducted at key intersections to determine left turn lane needs and potential pedestrian crossing treatments.

Funding

Phase	Start Date	Federal	Fund Code	Federal Funds	State Fund Code	State Funds	Local Funds	Total
PE	2017			0	Ped/Bike Program	525,600	1,106,800	1,632,400
Project Totals				0		525,600	1,106,800	1,632,400

Expenditure Schedule

Phase	1st	2nd	3rd	4th	5th & 6th
ALL	1,632,400	0	0	0	0
Totals	1,632,400	0	0	0	0

Washington State S. T. I. P.

2017 to 2020

(Project Funds to Nearest Dollar)

MPO/RTPO: PSRC

Y Inside

N Outside

November 17, 2017

County: King

Agency: Kenmore

Func Cls	Project Number	PIN	STIP ID	Imp Type	Total Project Length	Environmental Type	RW Required	Begin Termini	End Termini	Total Est. Cost of Project	STIP Amend. No.
16			KNM-7	28	0.130	CE	No	68th Avenue NE	73rd Avenue NE	944,676	

Kenmore NE 181st Street Sidewalk Project

Design approximately 700 linear feet of sidewalk including curb, gutter, an 8'-wide sidewalk (with ADA ramps), associated storm drainage improvements, street trees and grates, street lighting, and utility undergrounding.

Funding

Phase	Start Date	Federal	Fund Code	Federal Funds	State Fund Code	State Funds	Local Funds	Total
CN	2017		CDBG	254,960		0	580,236	835,196
Project Totals				254,960		0	580,236	835,196

Expenditure Schedule

Phase	1st	2nd	3rd	4th	5th & 6th
ALL	835,196	0	0	0	0
Totals	835,196	0	0	0	0

Washington State S. T. I. P.

2017 to 2020

(Project Funds to Nearest Dollar)

MPO/RTPO: PSRC

Y Inside

N Outside

November 17, 2017

County: King

Agency: Kenmore

Func Cls	Project Number	PIN	STIP ID	Imp Type	Total Project Length	Environmental Type	RW Required	Begin Termini	End Termini	Total Est. Cost of Project	STIP Amend. No.
14	2411(003)		KNM-9	11	0.400	DCE	Yes	NE 170th Street	NE 175th Street	22,832,994	17-05

Kenmore West Sammamish River Bridge

Replace the 75-year old bridge over Sammamish River with a new bridge providing two vehicular lanes and pedestrian and bicycle facility. This work also includes approaches between NE 170th and NE 175th Streets.

Funding

Phase	Start Date	Federal	Fund Code	Federal Funds		State Fund Code	State Funds	Local Funds	Total
PE	2017		STP(BR)	960,098		CWA	444,045	224,037	1,628,180
RW	2017		STP(BR)	804,997		CWA	217,250	0	1,022,247
CN	2020		STP(BR)	8,922,960		CWA	7,338,705	0	16,261,665
CN	2020		STP(UL)	422,806			0	1,544,963	1,967,769
Project Totals				11,110,861			8,000,000	1,769,000	20,879,861

Expenditure Schedule

Phase	1st	2nd	3rd	4th	5th & 6th
ALL	2,650,427	0	0	18,229,434	0
Totals	2,650,427	0	0	18,229,434	0

Washington State S. T. I. P.

2017 to 2020

(Project Funds to Nearest Dollar)

MPO/RTPO: PSRC

Y Inside

N Outside

November 17, 2017

County: King

Agency: Kenmore

Func Cls	Project Number	PIN	STIP ID	Imp Type	Total Project Length	Environmental Type	RW Required	Begin Termini	End Termini	Total Est. Cost of Project	STIP Amend. No.
17			KNM-14	28	0.150	DCE	Yes	Juanita Drive NE	70th Avenue NE	748,438	17-07

NE 153rd PI Safe Routes to School

Complete design, right-of-way and construction of new sidewalk to be installed on the south side of NE 153rd Street between Juanita Drive and 70th Avenue NE (~800 feet). Project includes ADA ramps, planter strip, curb & gutter, storm drainage, retaining wall and utility relocation as needed.

Funding

Phase	Start Date	Federal Fund Code	Federal Funds		Total
			State Fund Code	State Funds	
PE	2017			0	138,000
RW	2018			0	5,500
CN	2018			0	604,938
Project Totals				0	748,438

Expenditure Schedule

Phase	1st	2nd	3rd	4th	5th & 6th
ALL	138,000	610,438	0	0	0
Totals	138,000	610,438	0	0	0

Washington State S. T. I. P.

2017 to 2020

(Project Funds to Nearest Dollar)

MPO/RTPO: PSRC

Y Inside

N Outside

November 17, 2017

County: King

Agency: Kenmore

Func Cls	Project Number	PIN	STIP ID	Imp Type	Total Project Length	Environmental Type	RW Required	Begin Termini	End Termini	Total Est. Cost of Project	STIP Amend. No.
17	SR15(003)		KNM-11	28	0.250	CE	Yes	NE 198th St	Kenmore JR High School	1,017,570	

NE 202nd Street Safe Routes to Schools

Construct sidewalk on one side of NE 202nd Street from NE 198th St to 66th Avenue NE and construct sidewalk along both sides of 66th Ave NE from NE 202nd St to Kenmore Junior High School. Install curb ramps as needed and crosswalk striping at select locations.

Funding

Phase	Start Date	Federal	Fund Code	Federal Funds		State Funds	Local Funds	Total	
				State Fund Code					
CN	2017				0	SRTS	602,846	0	602,846
Project Totals					0		602,846	0	602,846

Expenditure Schedule

Phase	1st	2nd	3rd	4th	5th & 6th
ALL	602,846	0	0	0	0
Totals	602,846	0	0	0	0

Washington State S. T. I. P.

2017 to 2020

(Project Funds to Nearest Dollar)

MPO/RTPO: PSRC

Y Inside

N Outside

November 17, 2017

County: King

Agency: Kenmore

Func Cls	Project Number	PIN	STIP ID	Imp Type	Total Project Length	Environmental Type	RW Required	Begin Termini	End Termini	Total Est. Cost of Project	STIP Amend. No.
16			KNM-12	05	0.450	CE	No	NE 162nd Court	NE 155th Street	1,127,969	1705 AdMod

Simonds Road Overlay

Preparation of plans, specifications, and engineer's estimates. Grinding and overlay with HMA. Protecting and resetting of affected utility/drainage covers, lids, and grates. Upgrading curb ramps to meet ADA standards. Major pavement repairs. Providing appropriate traffic control and field inspection during construction. Re-establishing pavement markings.

Funding

Phase	Start Date	Federal Fund Code	Federal Funds	State Fund Code	State Funds	Local Funds	Total
CN	2019	STP(UL)	355,351		0	588,700	944,051
Project Totals			355,351		0	588,700	944,051

Expenditure Schedule

Phase	1st	2nd	3rd	4th	5th & 6th
ALL	0	0	944,051	0	0
Totals	0	0	944,051	0	0

	Federal Funds	State Funds	Local Funds	Total
Agency Totals for Kenmore	12,428,172	9,802,040	4,119,580	26,349,792

Washington State S. T. I. P.

2017 to 2020

(Project Funds to Nearest Dollar)

MPO/RTPO: PSRC

Y Inside

N Outside

November 17, 2017

County: King

Agency: Kent

Func CIs	Project Number	PIN	STIP ID	Imp Type	Total Project Length	Environmental Type	RW Required	Begin Termini	End Termini	Total Est. Cost of Project	STIP Amend. No.
14			KEN-41	05	1.100	CE	No	South 180th Street	South 196th Street	3,000,000	1705 AdMod

East Valley Highway Preservation (S 180th St to S 196th St)

The East Valley Highway Pavement Preservation project includes grinding, replacement of failing pavement sections and a full-width asphalt concrete pavement overlay of the entire roadway from S 180th St to S 196th St. The average Pavement Condition Index (PCI) along this section of roadway is 55.0 (data collected in April of 2016). Sidewalk sections, curb ramps and pedestrian signals will be upgraded as required to meet ADA standards. This project includes both preliminary engineering and construction. No right of way is required. As part of the project the City of Kent will be installing, repairing and replacing any City-owned utilities as necessary prior to the overlay. Utility work will be paid for using utility enterprise funds.

Funding

Phase	Start Date	Federal Fund Code	Federal Funds		State Fund Code	State Funds	Local Funds	Total
			Federal	Funds				
PE	2018	STP(UL)		100,000		0	100,000	200,000
CN	2018	STP(UL)		1,400,000		0	1,400,000	2,800,000
Project Totals				1,500,000		0	1,500,000	3,000,000

Expenditure Schedule

Phase	1st	2nd	3rd	4th	5th & 6th
ALL	0	3,000,000	0	0	0
Totals	0	3,000,000	0	0	0

Washington State S. T. I. P.

2017 to 2020

(Project Funds to Nearest Dollar)

MPO/RTPO: PSRC

Y Inside

N Outside

November 17, 2017

County: King

Agency: Kent

Func Cls	Project Number	PIN	STIP ID	Imp Type	Total Project Length	Environmental Type	RW Required	Begin Termini	End Termini	Total Est. Cost of Project	STIP Amend. No.
14			KEN-42	21	0.000	EA	No	SR 181/ S Todd Blvd	SR 181/ S 228th St	869,153	17-05

Kent Valley Signal System Upgrade

Increase safety by modifying existing signal hardware, replacement of the existing traffic signal controllers and fiber optic communications equipment to allow for the installation of flashing yellow arrows at 14 intersections in the Kent Valley. This improvement requires updating the system with new controllers at 34 intersections and associated fiber optic communications.

Funding

Phase	Start Date	Federal Fund Code	Federal Funds		State Fund Code	State Funds	Local Funds	Total
			Federal	Funds				
PE	2017	HSIP		50,217		0	5,580	55,797
CN	2017	HSIP		732,020		0	81,336	813,356
Project Totals				782,237		0	86,916	869,153

Expenditure Schedule

Phase	1st	2nd	3rd	4th	5th & 6th
ALL	869,153	0	0	0	0
Totals	869,153	0	0	0	0

Washington State S. T. I. P.

2017 to 2020

(Project Funds to Nearest Dollar)

MPO/RTPO: PSRC

Y Inside

N Outside

November 17, 2017

County: King

Agency: Kent

Func Cls	Project Number	PIN	STIP ID	Imp Type	Total Project Length	Environmental Type	RW Required	Begin Termini	End Termini	Total Est. Cost of Project	STIP Amend. No.
16	1216(004)		KEN-26A	03	0.300	CE	Yes	4th Ave. N & S. 228th St.	72nd Ave. S & 228th St.	25,055,397	1702 AdMod

S 228th St Grade Separation

The project will provide a grade separation between the Union Pacific Railroad tracks at S. 228th Street via an over-crossing. The railroad will operate at the existing track grade, and the road bed for S. 228th Street will be constructed over the rails. To accommodate the over crossing, associated improvements will include driveway improvements for the adjacent businesses, to accommodate access, concrete curbs, gutters, and sidewalks, storm drainage improvements, geogrid reinforced block walls, and new lighting. The project will be constructed in phases, the first phase will allow for the construction of the center pier drilled shafts to accommodate a scheduled power shutdown of Puget Sound Energy's overhead transmission lines. The remainder of the project will be constructed in future phases.

Funding

Phase	Start Date	Federal Fund Code	Federal Funds		State Fund Code	State Funds	Local Funds	Total
			Federal	Fund Code				
PE	2017			0	CWA	3,397,500	0	3,397,500
RW	2017			0	CWA	1,600,000	0	1,600,000
CN	2017	FMSIB	3,250,000		CWA	10,002,500	3,682,897	16,935,397
Project Totals			3,250,000			15,000,000	3,682,897	21,932,897

Expenditure Schedule

Phase	1st	2nd	3rd	4th	5th & 6th
ALL	21,932,897	0	0	0	0
Totals	21,932,897	0	0	0	0

Federal Funds		State Funds	Local Funds	Total
Agency Totals for Kent		5,532,237	15,000,000	5,269,813
				25,802,050

Washington State S. T. I. P.

2017 to 2020

(Project Funds to Nearest Dollar)

MPO/RTPO: PSRC

Y Inside

N Outside

November 17, 2017

County: King

Agency: King Co. DOT - Marine

Func Cls	Project Number	PIN	STIP ID	Imp Type	Total Project Length	Environmental Type	RW Required	Begin Termini	End Termini	Total Est. Cost of Project	STIP Amend. No.
00			KCFD-8	26	0.000	CE	No	N/A	N/A	4,935,000	

Colman Dock Passenger Only Ferry Float Replacement

Replacement of existing passenger only ferry docking float that is nearing the end of its useful life.

Funding

Phase	Start Date	Federal	Fund Code	Federal Funds		State Fund Code	State Funds	Local Funds	Total
PE	2017		5307(h)		515,200		0	128,800	644,000
CN	2017		5307(h)		3,432,800		0	858,200	4,291,000
Project Totals					3,948,000		0	987,000	4,935,000

Expenditure Schedule

Phase	1st	2nd	3rd	4th	5th & 6th
ALL	4,935,000	0	0	0	0
Totals	4,935,000	0	0	0	0

Washington State S. T. I. P.

2017 to 2020

(Project Funds to Nearest Dollar)

MPO/RTPO: PSRC

Y Inside

N Outside

November 17, 2017

County: King

Agency: King Co. DOT - Marine

Func Cls	Project Number	PIN	STIP ID	Imp Type	Total Project Length	Environmental Type	RW Required	Begin Termini	End Termini	Total Est. Cost of Project	STIP Amend. No.
00			KCFD-10	26	0.000	CE	No	N/A	N/A	2,940,574	

King County Ferry District Vessel Maintenance Project FFY 2018-2020

This is a TIP bucket project that contains the Ferry District's tasks over time to provide for facility and vessel maintenance costs, labor, annual inspection/dry dock, routine maintenance repair/parts, contract replacement vessels, and contract repair service. The project includes PSRC FTA funds already expended or scheduled to be expended over the span of FFYs 2018-2020.

Funding

Phase	Start Date	Federal Fund Code	Federal Funds		State Fund Code	State Funds	Local Funds	Total
			Federal	Funds				
CN	2018	5337	784,153			0	196,038	980,191
CN	2019	5337	784,153			0	196,038	980,191
CN	2020	5337	784,153			0	196,039	980,192
Project Totals			2,352,459			0	588,115	2,940,574

Expenditure Schedule

Phase	1st	2nd	3rd	4th	5th & 6th
ALL	0	980,191	980,191	980,192	0
Totals	0	980,191	980,191	980,192	0

Washington State S. T. I. P.

2017 to 2020

(Project Funds to Nearest Dollar)

MPO/RTPO: PSRC

Y Inside

N Outside

November 17, 2017

County: King

Agency: King Co. DOT - Marine

Func Cls	Project Number	PIN	STIP ID	Imp Type	Total Project Length	Environmental Type	RW Required	Begin Termini	End Termini	Total Est. Cost of Project	STIP Amend. No.
00			KCFD-5	26	0.000	EA	No	N/A		32,201,395	17-07

Seattle Central Waterfront Regional Passenger-Only Ferry Terminal

Preliminary engineering (PE), design, and construction of an improved regional passenger-only ferry terminal on the central downtown Seattle waterfront, including vessel boarding slips, ticket vending facilities, sheltered passenger waiting and queuing areas, walkways, customer information systems, wayfinding signage, and other rider amenities. The project includes Preservation funding for rehabilitation of the existing terminal deck and replacement of the deck pilings which is necessary due to their age and deteriorating condition. Additionally, this project will include the assessment of a location and design for an interim facility if this is necessary.

Funding

Phase	Start Date	Federal Funds		State Funds		Local Funds	Total	
		Federal	Fund Code	State Fund Code	State Funds			
CN	2017		5307		487,903	0	667,148	1,155,051
CN	2017		5337		784,383	0	0	784,383
CN	2018		5307		1,052,345	0	2,712,639	3,764,984
CN	2018		5337		9,500,000	0	0	9,500,000
CN	2018		FBP		298,210	0	0	298,210
CN	2019		5307		1,052,345	0	263,086	1,315,431
CN	2020		5307		1,052,345	0	263,086	1,315,431
		Project Totals			14,227,531	0	3,905,959	18,133,490

Expenditure Schedule

Phase	1st	2nd	3rd	4th	5th & 6th
ALL	1,939,434	13,563,194	1,315,431	1,315,431	0
Totals	1,939,434	13,563,194	1,315,431	1,315,431	0

Washington State S. T. I. P.

2017 to 2020

(Project Funds to Nearest Dollar)

MPO/RTPO: PSRC

Y Inside

N Outside

November 17, 2017

County: King

Agency: King Co. DOT - Marine

Func Cls	Project Number	PIN	STIP ID	Imp Type	Total Project Length	Environmental Type	RW Required	Begin Termini	End Termini	Total Est. Cost of Project	STIP Amend. No.
00			KCFD-9	26	0.000	CE	No	N/A	N/A	626,150	1701 AdMod

Spirit of Kingston Certified Marine Engine Repower

This project replaces four main propulsion engines on the King County passenger only ferry (POF) vessel, Spirit of Kingston. The current Spirit of Kingston engines are EPA Tier 2 and this project replaces existing engines with new EPA Tier 3 engines, each developing 800 HP while maintaining fuel efficiency, power requirements, and providing substantial reductions to air pollutants including diesel particulate matter (PM), hydrocarbons (HC) and nitrogen oxides (NOx).

Funding

Phase	Start Date	Federal	Fund Code	Federal Funds		State Funds	Local Funds	Total
				Fund Code	Funds			
CN	2017		CMAQ		235,729	0	390,421	626,150
Project Totals					235,729	0	390,421	626,150

Expenditure Schedule

Phase	1st	2nd	3rd	4th	5th & 6th
ALL	626,150	0	0	0	0
Totals	626,150	0	0	0	0

Washington State S. T. I. P.

2017 to 2020

(Project Funds to Nearest Dollar)

MPO/RTPO: PSRC

Y Inside

N Outside

November 17, 2017

County: King

Agency: King Co. DOT - Marine

Func Cls	Project Number	PIN	STIP ID	Imp Type	Total Project Length	Environmental Type	RW Required	Begin Termini	End Termini	Total Est. Cost of Project	STIP Amend. No.
00			KCFD-6	26	0.000	CE	No	N/A	N/A	8,923,675	1709 AdMod

Vessel Maintenance Project

This is a TIP bucket project that contains the Ferry District's tasks over time to provide for vessel maintenance costs, labor, annual inspection/dry dock, routine maintenance repair/parts, contract replacement vessels, and contract repair service. The project includes PSRC FTA funds already expended or scheduled to be expended over the span of FFYs 2013-2017. On average, the federal funds programmed represent approximately 10% of the annual budget for this activity.

Funding

Phase	Start Date	Federal Funds		State Fund Code	State Funds	Local Funds	Total	
		Federal	Fund Code					
CN	2017		5307		1,000,330	0	606,310	1,606,640
CN	2017		5337		121,661	0	0	121,661
Project Totals					1,121,991	0	606,310	1,728,301

Expenditure Schedule

Phase	1st	2nd	3rd	4th	5th & 6th
ALL	1,728,301	0	0	0	0
Totals	1,728,301	0	0	0	0

Federal Funds		State Funds	Local Funds	Total	
Agency Totals for King Co. DOT - Marine		21,885,710	0	6,477,805	28,363,515

Washington State S. T. I. P.

2017 to 2020

(Project Funds to Nearest Dollar)

MPO/RTPO: PSRC

Y Inside

N Outside

November 17, 2017

County: King

Agency: King Co. DOT - Road Services

Func Cls	Project Number	PIN	STIP ID	Imp Type	Total Project Length	Environmental Type	RW Required	Begin Termini	End Termini	Total Est. Cost of Project	STIP Amend. No.
16			KGCO-147	05	1.630	CE	No	Seola Beach Drive	Myers Way South	1,850,000	

2018 King County Overlay

Grinding, preparation, overlay and striping of 1.63 miles of SW 106th, 107th and SW 108th Streets in the White Center/Highline potential Annexation Area of Unincorporated King County. Post overlay, new striping will create a bike lane where none exists currently pending a bike lane analysis and car count and outreach with the community.

Funding

Phase	Start Date	Federal	Fund Code	Federal Funds		State Funds	Local Funds	Total
				Federal Funds	State Fund Code			
PE	2017			0		0	75,000	75,000
CN	2019		STP(UL)	1,500,000		0	275,000	1,775,000
Project Totals				1,500,000		0	350,000	1,850,000

Expenditure Schedule

Phase	1st	2nd	3rd	4th	5th & 6th
ALL	75,000	0	1,775,000	0	0
Totals	75,000	0	1,775,000	0	0

Washington State S. T. I. P.

2017 to 2020

(Project Funds to Nearest Dollar)

MPO/RTPO: PSRC

Y Inside

N Outside

November 17, 2017

County: King

Agency: King Co. DOT - Road Services

Func Cls	Project Number	PIN	STIP ID	Imp Type	Total Project Length	Environmental Type	RW Required	Begin Termini	End Termini	Total Est. Cost of Project	STIP Amend. No.
07			KGCO-150	06	1.360	DCE	No	SE Green Valley Road	Auburn Black Diamond Road	5,094,434	

218th Ave SE Reconstruction

Complete reconstruction of 1.36 miles of 218th Avenue SE from SE Green Valley Road to Auburn Black Diamond Road in southeastern, Unincorporated King County, just west of the City of Black Diamond. 218th Avenue is a two lane road that varies in width between 30-60 feet. The project will excavate and restore the roadway sub-base, rebuilding the road with required drainage, overlay and striping, including the shoulder area. Three different methods of rebuilding the road are being explored. King County's approach is to apply the appropriate method of construction to various portions of the road depending on the subbase condition and depth.

Funding

Phase	Start Date	Federal Fund Code	Federal Funds		Local Funds	Total
			State Fund Code	State Funds		
PE	2020	STP(R)		759,337	0	877,846
Project Totals				759,337	0	877,846

Expenditure Schedule

Phase	1st	2nd	3rd	4th	5th & 6th
ALL	0	0	0	877,846	0
Totals	0	0	0	877,846	0

Washington State S. T. I. P.

2017 to 2020

(Project Funds to Nearest Dollar)

MPO/RTPO: PSRC

Y Inside

N Outside

November 17, 2017

County: King

Agency: King Co. DOT - Road Services

Func Cls	Project Number	PIN	STIP ID	Imp Type	Total Project Length	Environmental Type	RW Required	Begin Termini	End Termini	Total Est. Cost of Project	STIP Amend. No.
00	2004(046)		KGCO-92	24	0.000	DCE	No	N/A	N/A	6,758,883	

Countywide Signal Program

Project includes ITS improvements in the following corridors: S 277th, Novelty Hill Rd/Avondale Rd, 140th Way SE, Juanita-Woodinville Way/NE 60th, 100th Ave NE, SE 212th Way/SE 208th and development of a Regional ITS Implementation Plan that will study/plan for implementation of communication among jurisdictions throughout the region as recommended by the Regional ITS Architecture. Work elements vary depending on location of the improvement but in general include fiber optic interconnection of signals, installation of video cameras, installation of data stations, high-speed connections back to the King County Traffic Control Center and other control centers for remote signal operation, real time data collection and real time monitoring of the corridor.

Funding

Phase	Start Date	Federal Fund Code	Federal Funds	State Fund Code	State Funds	Local Funds	Total
CN	2017	Discretionary	785,297		0	665,415	1,450,712
Project Totals			785,297		0	665,415	1,450,712

Expenditure Schedule

Phase	1st	2nd	3rd	4th	5th & 6th
ALL	1,450,712	0	0	0	0
Totals	1,450,712	0	0	0	0

Washington State S. T. I. P.

2017 to 2020

(Project Funds to Nearest Dollar)

MPO/RTPO: PSRC

Y Inside

N Outside

November 17, 2017

County: King

Agency: King Co. DOT - Road Services

Func Cls	Project Number	PIN	STIP ID	Imp Type	Total Project Length	Environmental Type	RW Required	Begin Termini	End Termini	Total Est. Cost of Project	STIP Amend. No.
00	2017(110)		KGCO-117	28	1.060	CE	Yes	Naches Ave	Green River Trail	5,385,916	1709 AdMod

Lake to Sound Trail - Segment A

The Lake to Sound Trail is a continuous, 16-mile-long regional corridor linking Lake Washington to Puget Sound through the Cities of Renton, Tukwila, SeaTac and Des Moines. This project develops a multi-purpose, nonmotorized route for 'Segment A' of the Lake to Sound Trail and is 1.06 miles in length. Included in the project is a 114 ft. pedestrian bridge over the Black River. Segment A travels through the Black River Riparian Forest from Naches Avenue SW (City of Renton), crossing Monster Road SW, to arrive at Fort Dent Park (City of Tukwila). Right of way (ROW) is a multi-year phase and previous funds have been spent. The funds programmed to the ROW phase reflect the unspent funds.

Funding

Phase	Start Date	Federal Fund Code	Federal Funds	State Fund Code	State Funds	Local Funds	Total
CN	2018	CMAQ	950,000		0	3,108,754	4,058,754
Project Totals			950,000		0	3,108,754	4,058,754

Expenditure Schedule

Phase	1st	2nd	3rd	4th	5th & 6th
ALL	0	4,058,754	0	0	0
Totals	0	4,058,754	0	0	0

Washington State S. T. I. P.

2017 to 2020

(Project Funds to Nearest Dollar)

MPO/RTPO: PSRC

Y Inside

N Outside

November 17, 2017

County: King

Agency: King Co. DOT - Road Services

Func Cls	Project Number	PIN	STIP ID	Imp Type	Total Project Length	Environmental Type	RW Required	Begin Termini	End Termini	Total Est. Cost of Project	STIP Amend. No.
00			KGCO-152	04	0.000	CE	Yes	SW 102nd St & 8th Ave SW	SE 176th St & SE 171st Way	737,826	17-03

Mini Roundabouts in Highline and Fairwood

Design and construction of two mini roundabouts. One in Highline at the intersection of SW 102nd & 8th Ave SW and the other in Fairwood at SE 176th & SE 171st Way. The Highline roundabout may require right of way and will include relocation of a large electric utility pole at the SW corner. Both locations will grind and install modular, precast sloped curbing made to fit the intersections. Grinding and overlay will be done to make the roadway meet the final grade.

Funding

Phase	Start Date	Federal	Fund Code	Federal Funds		State Fund Code	State Funds	Local Funds	Total
PE	2017		HSIP	140,728			0	0	140,728
RW	2017		HSIP	25,000			0	0	25,000
CN	2018		HSIP	514,888			0	57,210	572,098
Project Totals				680,616			0	57,210	737,826

Expenditure Schedule

Phase	1st	2nd	3rd	4th	5th & 6th
ALL	165,728	572,098	0	0	0
Totals	165,728	572,098	0	0	0

Washington State S. T. I. P.

2017 to 2020

(Project Funds to Nearest Dollar)

MPO/RTPO: PSRC

Y Inside

N Outside

November 17, 2017

County: King

Agency: King Co. DOT - Road Services

Func Cls	Project Number	PIN	STIP ID	Imp Type	Total Project Length	Environmental Type	RW Required	Begin Termini	End Termini	Total Est. Cost of Project	STIP Amend. No.
14	1412(005)		KGCO-142	28	0.000	CE	Yes	30th Avenue SW	28th Ave SW	575,000	1701 AdMod

Missing Links in White Center, Roxbury Street Sidewalks

Construction of a stretch of missing sidewalk, curb and gutter along SW Roxbury Street SW in White Center directly across from Roxhill Elementary. Project will consolidate driveways and parking to minimize pedestrian/vehicle conflict points and replace uneven, cracked asphalt pathway with an 8 foot sidewalk, curb and gutter.

Funding

Phase	Start Date	Federal	Fund Code	Federal Funds		State Funds	Local Funds	Total
				Fund Code	Federal Funds			
CN	2018		DEMO		86,050	0	0	86,050
CN	2018		CMAQ		333,890	0	65,539	399,429
Project Totals					419,940	0	65,539	485,479

Expenditure Schedule

Phase	1st	2nd	3rd	4th	5th & 6th
ALL	0	485,479	0	0	0
Totals	0	485,479	0	0	0

Washington State S. T. I. P.

2017 to 2020

(Project Funds to Nearest Dollar)

MPO/RTPO: PSRC

Y Inside

N Outside

November 17, 2017

County: King

Agency: King Co. DOT - Road Services

Func Cls	Project Number	PIN	STIP ID	Imp Type	Total Project Length	Environmental Type	RW Required	Begin Termini	End Termini	Total Est. Cost of Project	STIP Amend. No.
00	2017(131)		KGCO-135	14	0.000	DCE	No	N/A	N/A	600,000	

Money Creek Bridge Scour Mitigation

The Money Creek Bridge was built in 1958. It is located on Money Creek Road and is vulnerable to scour during flood events from heavy loads of boulders, debris and channel movement. This project will analyze the hydraulics, review existing conditions, and recommend and construct mitigation measures to prevent further scouring of the bridge piers.

Funding

Phase	Start Date	Federal Fund Code	Federal Funds		State Fund Code	State Funds	Local Funds	Total
			Federal	Funds				
CN	2017	BR		255,113		0	0	255,113
Project Totals				255,113		0	0	255,113

Expenditure Schedule

Phase	1st	2nd	3rd	4th	5th & 6th
ALL	255,113	0	0	0	0
Totals	255,113	0	0	0	0

Washington State S. T. I. P.

2017 to 2020

(Project Funds to Nearest Dollar)

MPO/RTPO: PSRC

Y Inside

N Outside

November 17, 2017

County: King

Agency: King Co. DOT - Road Services

Func CIs	Project Number	PIN	STIP ID	Imp Type	Total Project Length	Environmental Type	RW Required	Begin Termini	End Termini	Total Est. Cost of Project	STIP Amend. No.
07			KGCO-148	06	1.590	DCE	No	SR 203	NE Big Rock Road	4,902,102	1705 AdMod

Stillwater Hill Road Reconstruction

Complete reconstruction of 1.59 miles of NE Stillwater Hill Road from SR 203 to NE Big Rock Road in northeastern unincorporated King County, between the Cities of Carnation and Duval. Stillwater Hill connects to SR 203 and is a rural major collector in the federal classification system. (Only rural major and not rural minor collectors are eligible for the full allocation of rural funds.) ADT on Stillwater Hill Road is less than 3,000 per day. This project will excavate and restore the roadway sub-base, rebuilding the road, including shoulders, with required drainage, overlay and striping. Three different methods of rebuilding this road are being explored. King County's approach is to apply the appropriate method of construction to various portions of the road depending on the subbase condition and depth during.

Funding

Phase	Start Date	Federal	Fund Code	Federal Funds		State Funds	Local Funds	Total
				Fund Code	State Fund Code			
PE	2020		STP(R)		728,782	0	116,408	845,190
CN	2020		STP(R)		3,642,159	0	414,753	4,056,912
Project Totals					4,370,941	0	531,161	4,902,102

Expenditure Schedule

Phase	1st	2nd	3rd	4th	5th & 6th
ALL	0	0	0	4,902,102	0
Totals	0	0	0	4,902,102	0

	Federal Funds	State Funds	Local Funds	Total
Agency Totals for King Co. DOT - Road Services	9,721,244	0	4,896,588	14,617,832

Washington State S. T. I. P.

2017 to 2020

(Project Funds to Nearest Dollar)

MPO/RTPO: PSRC

Y Inside

N Outside

November 17, 2017

County: King

Agency: King Co. DOT - Transit

Func Cls	Project Number	PIN	STIP ID	Imp Type	Total Project Length	Environmental Type	RW Required	Begin Termini	End Termini	Total Est. Cost of Project	STIP Amend. No.
00			MET-214	23	0.000	CE	No	N/A	N/A	3,750,000	17-07

500K Substation Breaker Replacement

This project will replace obsolete DirectCurrent (DC) breakers at Metro Transit trolley sub-stations that have reached the end of their useful life.

Funding

Phase	Start Date	Federal Fund Code	Federal Funds		State Fund Code	State Funds	Local Funds	Total
			Federal	Fund Code				
CN	2018	5337		3,000,000		0	750,000	3,750,000
Project Totals				3,000,000		0	750,000	3,750,000

Expenditure Schedule

Phase	1st	2nd	3rd	4th	5th & 6th
ALL	0	3,750,000	0	0	0
Totals	0	3,750,000	0	0	0

Washington State S. T. I. P.

2017 to 2020

(Project Funds to Nearest Dollar)

MPO/RTPO: PSRC

Y Inside

N Outside

November 17, 2017

County: King

Agency: King Co. DOT - Transit

Func Cls	Project Number	PIN	STIP ID	Imp Type	Total Project Length	Environmental Type	RW Required	Begin Termini	End Termini	Total Est. Cost of Project	STIP Amend. No.
00			MET-215	23	0.000	CE	No	N/A	N/A	12,372,183	1708 AdMod

Atlantic Base Maintenance Building HVAC Replacement

Replace HVAC system at KC Metro's Atlantic Base as it has reached the end of its useful life. Atlantic Base supports Metro's trolley bus system operations. A new HVAC system will provide opportunities to use new mechanical/electrical technologies, be more energy efficient and reduce operating costs.

Funding

Phase	Start Date	Federal Fund Code	Federal Funds		State Fund Code	State Funds	Local Funds	Total
			Federal	Fund Code				
CN	2018	5337	2,881,504			0	720,376	3,601,880
CN	2019	5337	7,016,242			0	1,754,061	8,770,303
Project Totals			9,897,746			0	2,474,437	12,372,183

Expenditure Schedule

Phase	1st	2nd	3rd	4th	5th & 6th
ALL	0	3,601,880	8,770,303	0	0
Totals	0	3,601,880	8,770,303	0	0

Washington State S. T. I. P.

2017 to 2020

(Project Funds to Nearest Dollar)

MPO/RTPO: PSRC

Y Inside

N Outside

November 17, 2017

County: King

Agency: King Co. DOT - Transit

Func Cls	Project Number	PIN	STIP ID	Imp Type	Total Project Length	Environmental Type	RW Required	Begin Termini	End Termini	Total Est. Cost of Project	STIP Amend. No.
00			MET-216	23	0.000	CE	No	N/A	N/A	24,048,259	17-07

Atlantic Base Pavement Replacement

Replace pavement at Metro's Atlantic Base. Atlantic Base provide support to Metro's trolley bus system operations. The project will include the removal and replacement of the concrete bus parking areas, the removal and replacement of the sanitary/storm water drainage systems, the removal and replacement of the overhead DC trolley wire system, the removal and replacement of the existing site lighting standards and fixtures, the removal and replacement of the existing perimeter chain link fence.

Funding

Phase	Start Date	Federal Fund Code	Federal Funds	State Fund Code	State Funds	Local Funds	Total
CN	2019	5337	9,565,262		0	2,391,316	11,956,578
CN	2020	5337	9,673,345		0	2,418,336	12,091,681
Project Totals			19,238,607		0	4,809,652	24,048,259

Expenditure Schedule

Phase	1st	2nd	3rd	4th	5th & 6th
ALL	0	0	11,956,578	12,091,681	0
Totals	0	0	11,956,578	12,091,681	0

Washington State S. T. I. P.

2017 to 2020

(Project Funds to Nearest Dollar)

MPO/RTPO: PSRC

Y Inside

N Outside

November 17, 2017

County: King

Agency: King Co. DOT - Transit

Func Cls	Project Number	PIN	STIP ID	Imp Type	Total Project Length	Environmental Type	RW Required	Begin Termini	End Termini	Total Est. Cost of Project	STIP Amend. No.
00			MET-206	23	0.000	CE	No	N/A	N/A	9,236,040	

Battery Bus Program Expansion

This project provides for the purchase on eight (8) 100% battery powered buses and purchase and installation of three (3) fast charging stations.

Funding

Phase	Start Date	Federal	Fund Code	Federal Funds		State Fund Code	State Funds	Local Funds	Total
CN	2017		5339(c)	3,336,040			0	5,900,000	9,236,040
Project Totals				3,336,040			0	5,900,000	9,236,040

Expenditure Schedule

Phase	1st	2nd	3rd	4th	5th & 6th
ALL	9,236,040	0	0	0	0
Totals	9,236,040	0	0	0	0

Washington State S. T. I. P.

2017 to 2020

(Project Funds to Nearest Dollar)

MPO/RTPO: PSRC

Y Inside

N Outside

November 17, 2017

County: King

Agency: King Co. DOT - Transit

Func Cls	Project Number	PIN	STIP ID	Imp Type	Total Project Length	Environmental Type	RW Required	Begin Termini	End Termini	Total Est. Cost of Project	STIP Amend. No.
00			MET-217	23	0.000	CE	No	N/A	N/A	1,500,000	17-07

Broad Street Substation Transformer Replacement

The Broad Street Substation supports King County Metro's trolley bus system operations. This project will replace the DC power main switchgear/distribution unit based on age and condition, the AC power main switchgear/distribution unit based on age and condition, the AC step down transformer based on age and obsolete components, the back-up power battery system based on age and condition, and the DC power rectifier unit based on age and condition.

Funding

Phase	Start Date	Federal Fund Code	Federal Funds	State Fund Code	State Funds	Local Funds	Total
CN	2018	5337	1,200,000		0	300,000	1,500,000
Project Totals			1,200,000		0	300,000	1,500,000

Expenditure Schedule

Phase	1st	2nd	3rd	4th	5th & 6th
ALL	0	1,500,000	0	0	0
Totals	0	1,500,000	0	0	0

Washington State S. T. I. P.

2017 to 2020

(Project Funds to Nearest Dollar)

MPO/RTPO: PSRC

Y Inside

N Outside

November 17, 2017

County: King

Agency: King Co. DOT - Transit

Func Cls	Project Number	PIN	STIP ID	Imp Type	Total Project Length	Environmental Type	RW Required	Begin Termini	End Termini	Total Est. Cost of Project	STIP Amend. No.
00			MET-125	23	0.000	CE	No	N/A	N/A	253,167,920	

Bus Replacement and Expansion

Purchase new buses to replace buses that are beyond their retirement age. The current amount programmed will be used to purchase approximately 16 vehicles.

Funding

Phase	Start Date	Federal	Fund Code	Federal Funds	State Fund Code	State Funds	Local Funds	Total
CN	2017		5309(Bus)	5,056,891		0	1,264,223	6,321,114
Project Totals				5,056,891		0	1,264,223	6,321,114

Expenditure Schedule

Phase	1st	2nd	3rd	4th	5th & 6th
ALL	6,321,114	0	0	0	0
Totals	6,321,114	0	0	0	0

Washington State S. T. I. P.

2017 to 2020

(Project Funds to Nearest Dollar)

MPO/RTPO: PSRC

Y Inside

N Outside

November 17, 2017

County: King

Agency: King Co. DOT - Transit

Func Cls	Project Number	PIN	STIP ID	Imp Type	Total Project Length	Environmental Type	RW Required	Begin Termini	End Termini	Total Est. Cost of Project	STIP Amend. No.
00			MET-202	23	0.000	CE	No	N/A	N/A	64,721,179	17-09

Bus Replacements

This project will purchase new buses to replace buses that are beyond their retirement age. The current amount programmed will be used to purchase approximately 64 vehicles. The project includes PSRC FTA funds already expended or scheduled to be expended over the span of FFYs 2015-2017.

Funding

Phase	Start Date	Federal Fund Code	Federal Funds		State Fund Code	State Funds	Local Funds	Total
			Federal	Fund Code				
CN	2017	5307		5,342,468		0	4,095,941	9,438,409
CN	2017	5337		7,645,128		0	0	7,645,128
CN	2017	5339		5,240,315		0	0	5,240,315
Project Totals				18,227,911		0	4,095,941	22,323,852

Expenditure Schedule

Phase	1st	2nd	3rd	4th	5th & 6th
ALL	22,323,852	0	0	0	0
Totals	22,323,852	0	0	0	0

Washington State S. T. I. P.

2017 to 2020

(Project Funds to Nearest Dollar)

MPO/RTPO: PSRC

Y Inside

N Outside

November 17, 2017

County: King

Agency: King Co. DOT - Transit

Func Cls	Project Number	PIN	STIP ID	Imp Type	Total Project Length	Environmental Type	RW Required	Begin Termini	End Termini	Total Est. Cost of Project	STIP Amend. No.
00			MET-211	23	0.000	CE	No	N/A	N/A	128,055,876	

Bus Replacements

This project will purchase new buses to replace buses that are beyond their retirement age. The current amount programmed will be used to purchase approximately 137 vehicles. The project includes PSRC FTA funds already expended or scheduled to be expended over the span of FFYs 2018-2020. Replacement buses will be diesel electric hybrid drive utilizing ultra-low sulfur fuel and include low floor, wheelchair ramp, and wheel chair tie down equipment.

Funding

Phase	Start Date	Federal Fund Code	Federal Funds	State Fund Code	State Funds	Local Funds	Total
CN	2018	5307	24,838,018		0	6,175,009	31,013,027
CN	2018	5337	6,667,350		0	0	6,667,350
CN	2018	5339	3,486,346		0	0	3,486,346
CN	2019	5307	35,710,369		0	8,093,659	43,804,028
CN	2019	5337	6,667,350		0	0	6,667,350
CN	2019	5339	3,486,346		0	0	3,486,346
CN	2020	5307	17,838,018		0	4,939,715	22,777,733
CN	2020	5337	6,667,349		0	0	6,667,349
CN	2020	5339	3,486,347		0	0	3,486,347
Project Totals			108,847,493		0	19,208,383	128,055,876

Expenditure Schedule

Phase	1st	2nd	3rd	4th	5th & 6th
ALL	0	41,166,723	53,957,724	32,931,429	0
Totals	0	41,166,723	53,957,724	32,931,429	0

Washington State S. T. I. P.

2017 to 2020

(Project Funds to Nearest Dollar)

MPO/RTPO: PSRC

Y Inside

N Outside

November 17, 2017

County: King

Agency: King Co. DOT - Transit

Func Cls	Project Number	PIN	STIP ID	Imp Type	Total Project Length	Environmental Type	RW Required	Begin Termini	End Termini	Total Est. Cost of Project	STIP Amend. No.
00			MET-204	23	0.000	CE	No	N/A	N/A	360,748	

Community Access Transportation Program 15-17

The Community Access Transportation (CAT) Program expands mobility options for individuals with disabilities and seniors by developing partnerships with social service agencies and jurisdictions in King County. Metro provides vehicles and some operating funds to assist agencies set up their own transportation services.

Funding

Phase	Start Date	Federal Fund Code	Federal Funds		State Fund Code	State Funds	Local Funds	Total
			Federal	Funds				
CN	2017	5310		283,117		0	77,631	360,748
Project Totals				283,117		0	77,631	360,748

Expenditure Schedule

Phase	1st	2nd	3rd	4th	5th & 6th
ALL	360,748	0	0	0	0
Totals	360,748	0	0	0	0

Washington State S. T. I. P.

2017 to 2020

(Project Funds to Nearest Dollar)

MPO/RTPO: PSRC

Y Inside

N Outside

November 17, 2017

County: King

Agency: King Co. DOT - Transit

Func Cls	Project Number	PIN	STIP ID	Imp Type	Total Project Length	Environmental Type	RW Required	Begin Termini	End Termini	Total Est. Cost of Project	STIP Amend. No.
00			MET-201	44	0.000	CE	No	N/A	N/A	2,110,983	1701 AdMod

Community Trip Reduction Initiative

Implement community-based transportation services in 11 designated Transit Activity Centers throughout King County. The Transit Activity Centers of focus are: Ballard, Bothell, Covington, Duvall, Eastgate, Factoria, Issaquah, Kenmore, Maple Valley, Sammamish, and Woodinville.

Funding

Phase	Start Date	Federal Fund Code	Federal Funds		State Fund Code	State Funds	Local Funds	Total
			Federal	Funds				
CN	2018	CMAQ		1,275,881		0	199,126	1,475,007
Project Totals				1,275,881		0	199,126	1,475,007

Expenditure Schedule

Phase	1st	2nd	3rd	4th	5th & 6th
ALL	0	1,475,007	0	0	0
Totals	0	1,475,007	0	0	0

Washington State S. T. I. P.

2017 to 2020

(Project Funds to Nearest Dollar)

MPO/RTPO: PSRC

Y Inside

N Outside

November 17, 2017

County: King

Agency: King Co. DOT - Transit

Func Cls	Project Number	PIN	STIP ID	Imp Type	Total Project Length	Environmental Type	RW Required	Begin Termini	End Termini	Total Est. Cost of Project	STIP Amend. No.
00			MET-218	23	0.000	CE	No	N/A	N/A	7,541,961	17-06

KCM Service Expansion Battery Electric Bus Service

Acquisition of eight expansion buses and the construction of eight charging stations. The 8 buses will be slow-charge/extended range battery electric buses (BEB). The chargers would be installed at Metro's South Base and the buses would operate out of South Base, a bus maintenance and operations facility located in Tukwila that primarily serves south King County.

Funding

Phase	Start Date	Federal Fund Code	Federal Funds		State Fund Code	State Funds	Local Funds	Total
			Federal	State				
CN	2018	5307	6,464,000			0	1,077,961	7,541,961
Project Totals			6,464,000			0	1,077,961	7,541,961

Expenditure Schedule

Phase	1st	2nd	3rd	4th	5th & 6th
ALL	0	7,541,961	0	0	0
Totals	0	7,541,961	0	0	0

Washington State S. T. I. P.

2017 to 2020

(Project Funds to Nearest Dollar)

MPO/RTPO: PSRC

Y Inside

N Outside

November 17, 2017

County: King

Agency: King Co. DOT - Transit

Func Cls	Project Number	PIN	STIP ID	Imp Type	Total Project Length	Environmental Type	RW Required	Begin Termini	End Termini	Total Est. Cost of Project	STIP Amend. No.
00			MET-219	23	0.000	EIS	Yes	N/A	N/A	234,603,961	17-06

KCM System Expansion Eighth Base

This project provides for the construction of an additional eighth bus base to accommodate up to 300 of the buses King County Metro Transit will acquire as part of the 'Metro Connects' bus fleet expansion. FTA 5307 grant funds will be used for the planning phase of this project, including the identification of potential properties and additional analysis to support comparative analysis and selection decisions. Further, the funded planning phase is expected to accomplish: Identification of potential properties for acquisition, including property search based on defined/refined analytical criteria, alternative analyses of viable properties predicated on operational and functional criteria, environmental and feasibility comparative analysis, life cycle cost analysis sufficient to support decisions for the selection of candidate properties and negotiations.

Funding

Phase	Start Date	Federal Fund Code	Federal Funds		State Fund Code	State Funds	Local Funds	Total
			Federal	State				
PE	2018	5307	1,601,335			0	400,334	2,001,669
Project Totals			1,601,335			0	400,334	2,001,669

Expenditure Schedule

Phase	1st	2nd	3rd	4th	5th & 6th
ALL	0	2,001,669	0	0	0
Totals	0	2,001,669	0	0	0

Washington State S. T. I. P.

2017 to 2020

(Project Funds to Nearest Dollar)

MPO/RTPO: PSRC

Y Inside

N Outside

November 17, 2017

County: King

Agency: King Co. DOT - Transit

Func Cls	Project Number	PIN	STIP ID	Imp Type	Total Project Length	Environmental Type	RW Required	Begin Termini	End Termini	Total Est. Cost of Project	STIP Amend. No.
00			MET-153A	23	11.000	CE	No	South 154th Street	South 320th Street	6,815	

King County Metro Bus Rapid Transit (BRT) Implementation - Pacific Highway South RapidRide

The Pacific Highway South RapidRide project will implement a variety of transit service and facility investments that are intended to achieve higher capacity and faster operation than traditional bus service. The investments will include improvements such as passenger shelters and other amenities, real time bus arrival information, acquisition of buses, and transit signal priority.

Funding

Phase	Start Date	Federal Fund Code	Federal Funds		Total
			State Fund Code	State Funds	
CN	2017	5309(NS)		2,815	0
Project Totals				2,815	0

Expenditure Schedule

Phase	1st	2nd	3rd	4th	5th & 6th
ALL	3,378	0	0	0	0
Totals	3,378	0	0	0	0

Washington State S. T. I. P.

2017 to 2020

(Project Funds to Nearest Dollar)

MPO/RTPO: PSRC

Y Inside

N Outside

November 17, 2017

County: King

Agency: King Co. DOT - Transit

Func Cls	Project Number	PIN	STIP ID	Imp Type	Total Project Length	Environmental Type	RW Required	Begin Termini	End Termini	Total Est. Cost of Project	STIP Amend. No.
00			MET-208	23	0.000	DCE	No	N/A	N/A	2,856,000	1705 AdMod

King County Metro Transit Speed and Reliability Corridor Improvements - Renton to Auburn

Renton to Auburn transit corridor transit speed and reliability improvements. This priority transit corridor is located in South King County - the project will enhance the performance of several routes which operate on the frequent transit corridor between the designated Regional Growth Centers of Renton, Kent and Auburn. This includes the high ridership routes 169, 180 and several other routes traveling portions of the same corridors. The preliminary project list for this corridor includes up to 60 signals re-timing (including 16 transit signal priority installations as well as adjacent signals that may be part of the corridor signal system), up to two transit queue jumps, up to three flashing yellow arrow. The project will also make facilities and transit access improvements up to 20 locations.

Funding

Phase	Start Date	Federal Fund Code	Federal Funds		State Fund Code	State Funds	Local Funds	Total
			Federal	Fund Code				
PE	2019	STP(UL)	988,176			0	154,224	1,142,400
Project Totals			988,176			0	154,224	1,142,400

Expenditure Schedule

Phase	1st	2nd	3rd	4th	5th & 6th
ALL	0	0	1,142,400	0	0
Totals	0	0	1,142,400	0	0

Washington State S. T. I. P.

2017 to 2020

(Project Funds to Nearest Dollar)

MPO/RTPO: PSRC

Y Inside

N Outside

November 17, 2017

County: King

Agency: King Co. DOT - Transit

Func Cls	Project Number	PIN	STIP ID	Imp Type	Total Project Length	Environmental Type	RW Required	Begin Termini	End Termini	Total Est. Cost of Project	STIP Amend. No.
00			MET-207	28	2.000	DCE	No	N/A	N/A	913,556	17-10

Nonmotorized Access to Transit

Within Tukwila, improvements will be completed on SR 181 from the west end of the planned Green River nonmotorized Bridge to Longacres Way, including a 12-14 ft. gradeseparated shared use path with a 5 ft. landscaped buffer strip on the west side of the highway. Design-only will be completed for future improvements on Longacres Way between SR 181 to the Tukwila Sound Transit Link Station. In the design process, 8-12 foot grade separated shared use paths with 2-3 landscape buffer strips adjacent to 3 ft. EB shoulders will be evaluated on Longacres Way.

Funding

Phase	Start Date	Federal Fund Code	Federal Funds		State Fund Code	State Funds	Local Funds	Total
			Federal	Fund Code				
PE	2019	CMAQ		186,840		0	201,523	388,363
CN	2018	CMAQ		19,063		0	0	19,063
CN	2019	CMAQ		441,063		0	65,067	506,130
Project Totals				646,966		0	266,590	913,556

Expenditure Schedule

Phase	1st	2nd	3rd	4th	5th & 6th
ALL	0	19,063	894,493	0	0
Totals	0	19,063	894,493	0	0

Washington State S. T. I. P.

2017 to 2020

(Project Funds to Nearest Dollar)

MPO/RTPO: PSRC

Y Inside

N Outside

November 17, 2017

County: King

Agency: King Co. DOT - Transit

Func Cls	Project Number	PIN	STIP ID	Imp Type	Total Project Length	Environmental Type	RW Required	Begin Termini	End Termini	Total Est. Cost of Project	STIP Amend. No.
00			MET-205	44	0.000	DCE	No	N/A	N/A	100,000	

Project Management and Financial Information Management System

Provide resources for an information management system to improve and enhance the monitoring and tracking of grant funded projects and programs.

Funding

Phase	Start Date	Federal	Fund Code	Federal Funds	State Fund Code	State Funds	Local Funds	Total
CN	2017		5307	80,000		0	20,000	100,000
Project Totals				80,000		0	20,000	100,000

Expenditure Schedule

Phase	1st	2nd	3rd	4th	5th & 6th
ALL	100,000	0	0	0	0
Totals	100,000	0	0	0	0

Washington State S. T. I. P.

2017 to 2020

(Project Funds to Nearest Dollar)

MPO/RTPO: PSRC

Y Inside

N Outside

November 17, 2017

County: King

Agency: King Co. DOT - Transit

Func CIs	Project Number	PIN	STIP ID	Imp Type	Total Project Length	Environmental Type	RW Required	Begin Termini	End Termini	Total Est. Cost of Project	STIP Amend. No.
00			MET-213	23	0.000	DCE	No	N/A	N/A	3,258,240	1707 AdMod

Regional Park-and-Ride Access Improvements

This project adds parking to 12 existing P&R's, adding new P&R locations across four corridors, improving two kiss-and-ride facilities with accompanying first/last mile service pilot, implementing HOV parking at 16 lots, and using a comprehensive TDM program across all areas receiving improvements. The project will restripe 12 P&R's to increase parking capacity by approximately 596 stalls, expand the lease lot program to add approximately 400 stalls, design and construct kiss-and-ride improvements at the Eastgate and Kingsgate P&R, pilot a first/last mile service partnership with transportation networked companies, Implement HOV parking at approximately 16 P&R lots, and implement TDM programs to incentivize use of new parking supply and access alternatives to overcrowded lots. General project locations are Aurora Village, Bear Creek, Bothell, Eastgate, Des Moines, Green Lake, Issaquah, Kenmore, Kent, Redmond, Renton, Thornton Place, Totem Lake, Tukwila, Wilburton and Woodinville.

Funding

Phase	Start Date	Federal	Fund Code	Federal Funds		State Funds	Local Funds	Total
				Federal	State Fund Code			
PE	2019		CMAQ	451,750		0	70,504	522,254
CN	2019		CMAQ	1,851,628		0	288,982	2,140,610
CN	2020		CMAQ	515,000		0	80,376	595,376
Project Totals				2,818,378		0	439,862	3,258,240

Expenditure Schedule

Phase	1st	2nd	3rd	4th	5th & 6th
ALL	0	0	2,662,864	595,376	0
Totals	0	0	2,662,864	595,376	0

Washington State S. T. I. P.

2017 to 2020

(Project Funds to Nearest Dollar)

MPO/RTPO: PSRC

Y Inside

N Outside

November 17, 2017

County: King

Agency: King Co. DOT - Transit

Func CIs	Project Number	PIN	STIP ID	Imp Type	Total Project Length	Environmental Type	RW Required	Begin Termini	End Termini	Total Est. Cost of Project	STIP Amend. No.
00			MET-209	24	0.000	CE	No	N/A	N/A	5,550,000	1707 AdMod

TDM Corridor Strategies Supporting Centers

Project elements include 1) providing outreach and incentives to encourage employers, particularly smaller employers to start new or expand existing commute benefit programs, and to encourage residents to decrease their drive-alone travel, 2) creating new programs and services to address information-based gaps and to reduce information-based barriers such as personalized trip planning, promotional materials and neighborhood maps, online tools and interactive maps to communicate travel options and benefits of driving less, and 3) Conducting strategic market research and survey projects to develop effective strategies for sub-markets, especially new or difficult-to-reach markets such as youth, LEP, smaller employers and infrequent transit riders. Metro will deliver the project elements by building on and leveraging established regional TDM programs and relationships with employers, cities, other transit agencies, and transportation management associations (TMAs).

Funding

Phase	Start Date	Federal Fund Code	Federal Funds	State Fund Code	State Funds	Local Funds	Total
CN	2020	CMAQ	4,184,900		0	1,365,100	5,550,000
Project Totals			4,184,900		0	1,365,100	5,550,000

Expenditure Schedule

Phase	1st	2nd	3rd	4th	5th & 6th
ALL	0	0	0	5,550,000	0
Totals	0	0	0	5,550,000	0

Washington State S. T. I. P.

2017 to 2020

(Project Funds to Nearest Dollar)

MPO/RTPO: PSRC

Y Inside

N Outside

November 17, 2017

County: King

Agency: King Co. DOT - Transit

Func Cls	Project Number	PIN	STIP ID	Imp Type	Total Project Length	Environmental Type	RW Required	Begin Termini	End Termini	Total Est. Cost of Project	STIP Amend. No.
00			MET-203	23	0.000	CE	No	N/A	N/A	3,931,387	1701 AdMod

Transit Speed and Reliability Corridor Improvements

Improve the bus speed and reliability by implementing transit preferential treatments on priority transit corridors served by Route 8 and Route 150. These corridors provide connections to and within regionally designated Seattle growth centers - Uptown, South Lake Union, First Hill/Capitol Hill, Seattle Central Business District, and the Duwamish and Kent Manufacturing/Industrial Centers.

Funding

Phase	Start Date	Federal Fund Code	Federal Funds		State Fund Code	State Funds	Local Funds	Total
PE	2017			0		0	364,500	364,500
CN	2017	5307		1,033,390		0	97,387	1,130,777
CN	2018	CMAQ		624,000		0	277,500	901,500
Project Totals				1,657,390		0	739,387	2,396,777

Expenditure Schedule

Phase	1st	2nd	3rd	4th	5th & 6th
ALL	1,495,277	901,500	0	0	0
Totals	1,495,277	901,500	0	0	0

Washington State S. T. I. P.

2017 to 2020

(Project Funds to Nearest Dollar)

MPO/RTPO: PSRC

Y Inside

N Outside

November 17, 2017

County: King

Agency: King Co. DOT - Transit

Func Cls	Project Number	PIN	STIP ID	Imp Type	Total Project Length	Environmental Type	RW Required	Begin Termini	End Termini	Total Est. Cost of Project	STIP Amend. No.
00		N/A	MET-188	23	0.000	CE	No	N/A	N/A	247,464,811	

Trolley Bus Replacement

This project will assist in acquiring approximately 180 replacement trolley buses that will operate on the existing 70 miles of overhead wire infrastructure that services five regionally designated growth centers and twelve locally identified centers. The 2015-17 PSRC FTA funds will assist with the acquisition of approximately 64 trolley buses. The project includes PSRC FHWA and FTA funds already expended or scheduled to be expended over the span of FFYs 2013-2017.

Funding

Phase	Start Date	Federal Fund Code	Federal Funds	State Fund Code	State Funds	Local Funds	Total
CN	2017	5337	20,700,957		0	5,175,239	25,876,196
Project Totals			20,700,957		0	5,175,239	25,876,196

Expenditure Schedule

Phase	1st	2nd	3rd	4th	5th & 6th
ALL	25,876,196	0	0	0	0
Totals	25,876,196	0	0	0	0

Washington State S. T. I. P.

2017 to 2020

(Project Funds to Nearest Dollar)

MPO/RTPO: PSRC

Y Inside

N Outside

November 17, 2017

County: King

Agency: King Co. DOT - Transit

Func Cls	Project Number	PIN	STIP ID	Imp Type	Total Project Length	Environmental Type	RW Required	Begin Termini	End Termini	Total Est. Cost of Project	STIP Amend. No.
00			MET-210	06	0.000	CE	No	N/A	N/A	3,000,000	

Trolley Pole Replacement

This project will purchase and install support poles and related accessories and items for Metro's trolley system that need to be replaced. The project includes PSRC FTA funds already expended or scheduled to be expended over the span of FFYs 2018-2020. The total number of poles to be purchased (replaced) using these funds is approximately 300.

Funding

Phase	Start Date	Federal Funds		State Fund Code	State Funds	Local Funds	Total	
		Federal	Fund Code					
CN	2018		5337		800,000	0	200,000	1,000,000
CN	2019		5337		800,000	0	200,000	1,000,000
CN	2020		5337		800,000	0	200,000	1,000,000
		Project Totals			2,400,000	0	600,000	3,000,000

Expenditure Schedule

Phase	1st	2nd	3rd	4th	5th & 6th
ALL	0	1,000,000	1,000,000	1,000,000	0
Totals	0	1,000,000	1,000,000	1,000,000	0

Washington State S. T. I. P.

2017 to 2020

(Project Funds to Nearest Dollar)

MPO/RTPO: PSRC

Y Inside

N Outside

November 17, 2017

County: King

Agency: King Co. DOT - Transit

Func Cls	Project Number	PIN	STIP ID	Imp Type	Total Project Length	Environmental Type	RW Required	Begin Termini	End Termini	Total Est. Cost of Project	STIP Amend. No.
00			MET-220	23	0.000	CE	No	N/A	N/A	4,752,929	17-09

Trolley System Preservation and Maintenance

Provide maintenance and preservation activities for King County Metro's all- electric trolley bus system.

Funding

Phase	Start Date	Federal	Fund Code	Federal Funds		State Fund Code	State Funds	Local Funds	Total
CN	2017		5337	3,802,343			0	950,586	4,752,929
Project Totals				3,802,343			0	950,586	4,752,929

Expenditure Schedule

Phase	1st	2nd	3rd	4th	5th & 6th
ALL	4,752,929	0	0	0	0
Totals	4,752,929	0	0	0	0

Washington State S. T. I. P.

2017 to 2020

(Project Funds to Nearest Dollar)

MPO/RTPO: PSRC

Y Inside

N Outside

November 17, 2017

County: King

Agency: King Co. DOT - Transit

Func Cls	Project Number	PIN	STIP ID	Imp Type	Total Project Length	Environmental Type	RW Required	Begin Termini	End Termini	Total Est. Cost of Project	STIP Amend. No.
00			MET-143	23	0.000	CE	No	N/A	N/A	1,149,249	

Vashon Island Passenger Only Ferry and Waterborne Transportation Study

This study would determine the conditions and circumstances under which King County would participate in the provision of passenger-only ferry service as part of its public transportation system. The study would assist King County in the development of a plan for continuing passenger-only ferry service for Vashon Island, including an analysis of available technologies to reduce operating costs and improve service. This plan for Vashon Island service may be applied to other potential ferry service routes being considered by the County. The study will analyze potential markets, operating and funding strategies, and possible public and private roles involved in the implementation of a King County ferry service program that would address the Vashon Island passenger-only ferry service. Also conduct a demonstration project based on the outcome of the study recommendations.

Funding

Phase	Start Date	Federal Fund Code	Federal Funds		State Fund Code	State Funds	Local Funds	Total
PE	2017	Discretionary		125,847		0	19,641	145,488
Project Totals				125,847		0	19,641	145,488

Expenditure Schedule

Phase	1st	2nd	3rd	4th	5th & 6th
ALL	145,488	0	0	0	0
Totals	145,488	0	0	0	0

Washington State S. T. I. P.

2017 to 2020

(Project Funds to Nearest Dollar)

MPO/RTPO: PSRC

Y Inside

N Outside

November 17, 2017

County: King

Agency: King Co. DOT - Transit

Func Cls	Project Number	PIN	STIP ID	Imp Type	Total Project Length	Environmental Type	RW Required	Begin Termini	End Termini	Total Est. Cost of Project	STIP Amend. No.
00			MET-185	23	0.000	CE	No	N/A	N/A	198,354,722	

Vehicle, Equipment and Facilities Maintenance

This is a TIP bucket project that contains King County Metro Transit's FTA funded preventative maintenance of transit-related vehicles, equipment and facilities. The project contains the annual program of maintenance work on Metro's fleet of approximately 1,500 buses, vanpool fleet, electric trolley infrastructure (70 miles of overhead wire) and seven operating bases and other facilities that are necessary for the maintenance and operations of Metro service. The project includes PSRC FHWA and FTA funds already expended or scheduled to be expended over the span of FFYs 2013-2017.

Funding

Phase	Start Date	Federal Fund Code	Federal Funds	State Fund Code	State Funds	Local Funds	Total
CN	2017	5307	33,755,759		0	8,438,940	42,194,699
Project Totals			33,755,759		0	8,438,940	42,194,699

Expenditure Schedule

Phase	1st	2nd	3rd	4th	5th & 6th
ALL	42,194,699	0	0	0	0
Totals	42,194,699	0	0	0	0

Washington State S. T. I. P.

2017 to 2020

(Project Funds to Nearest Dollar)

MPO/RTPO: PSRC

Y Inside

N Outside

November 17, 2017

County: King

Agency: King Co. DOT - Transit

Func Cls	Project Number	PIN	STIP ID	Imp Type	Total Project Length	Environmental Type	RW Required	Begin Termini	End Termini	Total Est. Cost of Project	STIP Amend. No.
00			MET-212	23	0.000	CE	No	N/A	N/A	73,909,561	

Vehicle, Equipment and Facilities Maintenance

This is a TIP bucket project that contains King County Metro Transit's FTA funded preventative maintenance of transit-related vehicles, equipment and facilities. The project contains the annual program of maintenance work on Metro's fleet of approximately 1,500 buses, vanpool fleet, electric trolley infrastructure (70 miles of overhead wire) and seven operating bases and other facilities that are necessary for the maintenance and operations of Metro service. The primary use of the funds is for staff costs for Preventive Maintenance activities on buses. Depending on the amount of federal funds programmed, the federal amount could represent from 10 to 45 percent of the annual budget for this activity. The project includes PSRC FHWA and FTA funds already expended or scheduled to be expended over the span of FFYs 2018-2020.

Funding

Phase	Start Date	Federal Fund Code	Federal Funds	State Fund Code	State Funds	Local Funds	Total
CN	2018	5307	16,000,000		0	5,250,000	21,250,000
CN	2018	5337	5,000,000		0	0	5,000,000
CN	2019	5307	5,127,649		0	2,531,912	7,659,561
CN	2019	5337	5,000,000		0	0	5,000,000
CN	2020	5307	23,000,000		0	7,000,000	30,000,000
CN	2020	5337	5,000,000		0	0	5,000,000
Project Totals			59,127,649		0	14,781,912	73,909,561

Washington State S. T. I. P.

2017 to 2020

(Project Funds to Nearest Dollar)

MPO/RTPO: PSRC

Y Inside

N Outside

November 17, 2017

County: King

Agency: King Co. DOT - Transit

Expenditure Schedule

Phase	1st	2nd	3rd	4th	5th & 6th
ALL	0	26,250,000	12,659,561	35,000,000	0
Totals	0	26,250,000	12,659,561	35,000,000	0

Federal Funds

	Federal Funds	State Funds	Local Funds	Total
Agency Totals for King Co. DOT - Transit	308,720,201	0	73,509,732	382,229,933

Washington State S. T. I. P.

2017 to 2020

(Project Funds to Nearest Dollar)

MPO/RTPO: PSRC

Y Inside

N Outside

November 17, 2017

County: King

Agency: King Co. Parks

Func Cls	Project Number	PIN	STIP ID	Imp Type	Total Project Length	Environmental Type	RW Required	Begin Termini	End Termini	Total Est. Cost of Project	STIP Amend. No.
00			KGCO-151	28	0.000	EIS	No	108th Ave. NE at CKC Trail	South side of I-90, at the I-90 Trail	59,157,000	

Eastside Rail Corridor Wilburton Segment Design

This project will complete preliminary and final design for the Wilburton Segment of the Eastside Rail Corridor (ERC) Regional Trail, a 4.8 mile-long segment of shared use path from 108th Ave. NE to I-90 in Bellevue located adjacent to the Downtown Bellevue Regional Growth Center. Project design will include a connection to the Cross Kirkland Corridor trail at the project GCOs northern terminus, and an interconnection with the Mountains to Sound Greenway (I-90) Trail and the proposed Lakefront Segment interim ERC Trail at its southern terminus. The project includes design of the trail retrofit for the steel trestle bridge over I-90.

Funding

Phase	Start Date	Federal Fund Code	Federal Funds		State Fund Code	State Funds	Local Funds	Total
PE	2017			0		0	3,057,000	3,057,000
PE	2018	STP(UL)		2,000,000		0	3,000,000	5,000,000
Project Totals				2,000,000		0	6,057,000	8,057,000

Expenditure Schedule

Phase	1st	2nd	3rd	4th	5th & 6th
ALL	3,057,000	5,000,000	0	0	0
Totals	3,057,000	5,000,000	0	0	0

Washington State S. T. I. P.

2017 to 2020

(Project Funds to Nearest Dollar)

MPO/RTPO: PSRC

Y Inside

N Outside

November 17, 2017

County: King

Agency: King Co. Parks

Func Cls	Project Number	PIN	STIP ID	Imp Type	Total Project Length	Environmental Type	RW Required	Begin Termini	End Termini	Total Est. Cost of Project	STIP Amend. No.
00			KGCO-146	28	0.000	CE	Yes	N/A	N/A	10,200,000	1701 AdMod

Hospital Station Area Multi-Modal Connections

This project will complete the design of two primary elements of non-motorized access to the East Link Wilburton Light Rail Station: 1) A grade-separated, non-motorized, multi-purpose trail crossing of NE 8th Street along the alignment of the Eastside Rail Corridor (ERC). This project element will accommodate access to the future at-grade segments of the planned ERC Trail to the north and south of NE 8th Street and to the at grade east-west running sidewalks on the both sides of NE 8th Street. 2) The interface and cross-trail non-motorized access between the ERC Trail and the Wilburton Light Rail Station.

Funding

Phase	Start Date	Federal Fund Code	Federal Funds	State Fund Code	State Funds	Local Funds	Total
PE	2018	STP(UL)	350,000		0	850,000	1,200,000
Project Totals			350,000		0	850,000	1,200,000

Expenditure Schedule

Phase	1st	2nd	3rd	4th	5th & 6th
ALL	0	1,200,000	0	0	0
Totals	0	1,200,000	0	0	0

	Federal Funds	State Funds	Local Funds	Total
Agency Totals for King Co. Parks	2,350,000	0	6,907,000	9,257,000

Washington State S. T. I. P.

2017 to 2020

(Project Funds to Nearest Dollar)

MPO/RTPO: PSRC

Y Inside

N Outside

November 17, 2017

County: King

Agency: Kirkland

Func Cls	Project Number	PIN	STIP ID	Imp Type	Total Project Length	Environmental Type	RW Required	Begin Termini	End Termini	Total Est. Cost of Project	STIP Amend. No.
14			KIRK-43	03	0.360	DCE	Yes	NE 124th Street	NE 116th Street	11,598,000	

124th Avenue NE Roadway Improvements & NE 124th Street/124th Avenue NE/Totem Lake

NE 124th street /Totem Lake Blvd at 124th Avenue NE intersection Improvement. The intersection element will widen the north (southbound) leg to create a second left-turn lane and extend the right-turn-only lane making a shared through-right lane. 124th Ave NE widening, from NE 124th Street/Totem Lake Blvd to NE 116th Street. This element includes widening the roadway from three lanes to five lanes; two travel lanes in each direction and a two-way center turn lane. The Project will include the reconstruction of sidewalks, transit stops, bicycle lanes, and will improve pedestrian crossings.

Funding

Phase	Start Date	Federal Fund Code	Federal Funds		State Fund Code	State Funds	Local Funds	Total
PE	2018	STP(UL)		1,378,508		0	215,392	1,593,900
Project Totals				1,378,508		0	215,392	1,593,900

Expenditure Schedule

Phase	1st	2nd	3rd	4th	5th & 6th
ALL	0	1,593,900	0	0	0
Totals	0	1,593,900	0	0	0

Washington State S. T. I. P.

2017 to 2020

(Project Funds to Nearest Dollar)

MPO/RTPO: PSRC

Y Inside

N Outside

November 17, 2017

County: King

Agency: Kirkland

Func Cls	Project Number	PIN	STIP ID	Imp Type	Total Project Length	Environmental Type	RW Required	Begin Termini	End Termini	Total Est. Cost of Project	STIP Amend. No.
14			KIRK-42	05	0.580	CE	No	Market Street	West of 6th Street	1,800,500	1705 AdMod

Central Way Preservation

Complete design and future construction for resurfacing Central Way from west of 6th street to Market Street. Repair damaged sections of pavement, broken curb, gutter and sidewalk. Replace three in-pavement flashing crosswalk systems with rectangular rapid flashing beacon (RRFB) crosswalk systems. Replace and upgrade curb ramps to meet ADA requirements. Replace traffic loops with traffic video detection systems and restripe pavement markings. Bike lanes will be added where they can be accommodated.

Funding

Phase	Start Date	Federal Fund Code	Federal Funds	State Fund Code	State Funds	Local Funds	Total
PE	2019	STP(UL)	184,473		0	29,027	213,500
Project Totals			184,473		0	29,027	213,500

Expenditure Schedule

Phase	1st	2nd	3rd	4th	5th & 6th
ALL	0	0	213,500	0	0
Totals	0	0	213,500	0	0

Washington State S. T. I. P.

2017 to 2020

(Project Funds to Nearest Dollar)

MPO/RTPO: PSRC

Y Inside

N Outside

November 17, 2017

County: King

Agency: Kirkland

Func Cls	Project Number	PIN	STIP ID	Imp Type	Total Project Length	Environmental Type	RW Required	Begin Termini	End Termini	Total Est. Cost of Project	STIP Amend. No.
16	2411(004)		KIRK-39	28	3.730	CE	No	Juanita Drive and NE 93rd Ave	Juanita Drive and NE 143rd.	1,350,001	

Juanita Drive Quick Wins

Improve safety for bicycles and pedestrians: separated pedestrian walkways & buffered bicycle lanes; Rectangular Rapid Flashing Beacons at key locations; improved lighting, signing, and marking; intersection channelization improvements.

Funding

Phase	Start Date	Federal Fund Code	Federal Funds		State Fund Code	State Funds	Local Funds	Total
			Federal	Fund Code				
PE	2017	HSIP	19,071		Ped/Bike Program	32,396	0	51,467
CN	2017	HSIP	1,095,979		Ped/Bike Program	30,210	0	1,126,189
Project Totals			1,115,050			62,606	0	1,177,656

Expenditure Schedule

Phase	1st	2nd	3rd	4th	5th & 6th
ALL	1,177,656	0	0	0	0
Totals	1,177,656	0	0	0	0

Washington State S. T. I. P.

2017 to 2020

(Project Funds to Nearest Dollar)

MPO/RTPO: PSRC

Y Inside

N Outside

November 17, 2017

County: King

Agency: Kirkland

Func Cls	Project Number	PIN	STIP ID	Imp Type	Total Project Length	Environmental Type	RW Required	Begin Termini	End Termini	Total Est. Cost of Project	STIP Amend. No.
14	000S(434)		KIRK-40	28	0.000	CE	No	Lk Wa Blvd and NE 38th St	98th Ave and NE 116th St	1,000,000	

Lake Front Pedestrian and Bicycle Improvements

Install curb ramps; lighting improvements at crosswalks; install RRFB's; add bike boxes and signage; add buffered bike lanes.

Funding

Phase	Start Date	Federal	Fund Code	Federal Funds		State Fund Code	State Funds	Local Funds	Total
CN	2017		HSIP	894,000			0	0	894,000
Project Totals				894,000			0	0	894,000

Expenditure Schedule

Phase	1st	2nd	3rd	4th	5th & 6th
ALL	894,000	0	0	0	0
Totals	894,000	0	0	0	0

Agency Totals for Kirkland	Federal Funds		State Funds	Local Funds	Total
	3,572,031		62,606	244,419	3,879,056

Washington State S. T. I. P.

2017 to 2020

(Project Funds to Nearest Dollar)

MPO/RTPO: PSRC

Y Inside

N Outside

November 17, 2017

County: Kitsap

Agency: Kitsap Co.

Func Cls	Project Number	PIN	STIP ID	Imp Type	Total Project Length	Environmental Type	RW Required	Begin Termini	End Termini	Total Est. Cost of Project	STIP Amend. No.
07			KTCO-43	44	0.300	CE	Yes	Alta Vista Dr.	Grace St.	862,000	1705 AdMod

Carney Lake Road

Realign the curve, widen shoulders, and improve storm water on Carney Lake Road from 300 feet north of Alta Vista Drive to the 90 degree curve.

Funding

Phase	Start Date	Federal	Fund Code	Federal Funds		State Fund Code	State Funds	Local Funds	Total
PE	2017				0		0	108,000	108,000
RW	2017				0		0	77,000	77,000
CN	2019		STP(R)		389,000		0	288,000	677,000
Project Totals					389,000		0	473,000	862,000

Expenditure Schedule

Phase	1st	2nd	3rd	4th	5th & 6th
ALL	185,000	0	677,000	0	0
Totals	185,000	0	677,000	0	0

Washington State S. T. I. P.

2017 to 2020

(Project Funds to Nearest Dollar)

MPO/RTPO: PSRC

Y Inside

N Outside

November 17, 2017

County: Kitsap

Agency: Kitsap Co.

Func Cls	Project Number	PIN	STIP ID	Imp Type	Total Project Length	Environmental Type	RW Required	Begin Termini	End Termini	Total Est. Cost of Project	STIP Amend. No.
17			KTCO-40	05	0.610	CE	Yes	Quail Run Drive	Tower View Circle	2,222,783	1705 AdMod

Ridgetop Boulevard Phase 2

On Ridgetop Boulevard from Quail Run Drive to Tower View Ct, the project will add a bike lane, sidewalk extensions, reconstruction of the storm water system, and repaving for the existing roadway .

Funding

Phase	Start Date	Federal	Fund Code	Federal Funds		State Fund Code	State Funds	Local Funds	Total
PE	2018				0		0	490,045	490,045
RW	2018				0		0	25,000	25,000
CN	2019		STP(US)		1,188,000		0	519,738	1,707,738
Project Totals					1,188,000		0	1,034,783	2,222,783

Expenditure Schedule

Phase	1st	2nd	3rd	4th	5th & 6th
ALL	0	515,045	1,707,738	0	0
Totals	0	515,045	1,707,738	0	0

Washington State S. T. I. P.

2017 to 2020

(Project Funds to Nearest Dollar)

MPO/RTPO: PSRC

Y Inside

N Outside

November 17, 2017

County: Kitsap

Agency: Kitsap Co.

Func Cls	Project Number	PIN	STIP ID	Imp Type	Total Project Length	Environmental Type	RW Required	Begin Termini	End Termini	Total Est. Cost of Project	STIP Amend. No.
06			KTCO-42	05	10.580	EA	No	Gross Rd	Newberry Hill Road	3,376,822	

Seabeck Highway #2

The project is to resurface and add paved shoulders to Seabeck Highway from Gross Road NW to Newberry Hill Road NW . The road is the primary route accessing the western half of Central Kitsap County . This project provides a critical link within the County's Non-Motorized Regional Route on Seabeck Highway and connections with Non-Motorized Regional Routes on Newberry Hill Road and Holly Road.

Funding

Phase	Start Date	Federal Fund Code	Federal Funds		State Fund Code	State Funds	Local Funds	Total
PE	2019			0	CRAB	275,000	31,000	306,000
CN	2020	STP(R)		941,000	CRAB	1,525,000	604,822	3,070,822
Project Totals				941,000		1,800,000	635,822	3,376,822

Expenditure Schedule

Phase	1st	2nd	3rd	4th	5th & 6th
ALL	0	0	306,000	3,070,822	0
Totals	0	0	306,000	3,070,822	0

Washington State S. T. I. P.

2017 to 2020

(Project Funds to Nearest Dollar)

MPO/RTPO: PSRC

Y Inside

N Outside

November 17, 2017

County: Kitsap

Agency: Kitsap Co.

Func Cls	Project Number	PIN	STIP ID	Imp Type	Total Project Length	Environmental Type	RW Required	Begin Termini	End Termini	Total Est. Cost of Project	STIP Amend. No.
07	F182(002)		KTCO-36	11	0.000	DCE	Yes	NW Old Holly Hill Road	N/A	1,582,300	1701 AdMod

Seabeck Holly Bridge #20 replacement

Replace an existing 29' timber bridge with an approximate 40' voided slab concrete girder bridge with reinforced concrete abutments. This is the last timber bridge in the county and is rated as 'structurally deficient'.

Funding

Phase	Start Date	Federal Fund Code	Federal Funds		State Fund Code	State Funds	Local Funds	Total
			Federal	Fund Code				
CN	2018	STP(R)		1,000,000		0	156,100	1,156,100
Project Totals				1,000,000		0	156,100	1,156,100

Expenditure Schedule

Phase	1st	2nd	3rd	4th	5th & 6th
ALL	0	1,156,100	0	0	0
Totals	0	1,156,100	0	0	0

Washington State S. T. I. P.

2017 to 2020

(Project Funds to Nearest Dollar)

MPO/RTPO: PSRC

Y Inside

N Outside

November 17, 2017

County: Kitsap

Agency: Kitsap Co.

Func Cls	Project Number	PIN	STIP ID	Imp Type	Total Project Length	Environmental Type	RW Required	Begin Termini	End Termini	Total Est. Cost of Project	STIP Amend. No.
14			KTCO-41	05	1.350	CE	No	Waaga Way (1) Silverdale Way (2)	Bucklin Hill Rd. (1) Blaine Ave (2)	1,298,000	1705 AdMod

Silverdale Way Preservation

Overlay Silverdale Way NW from Waaga Way to NW Bucklin Hill Road (Segment 1) and NW Bucklin Hill Road from Silverdale Way NW to Blaine Avenue NW (Segment 2), bring ADA facilities up to standards (not included in awarded funding), and enhance bicycle and pedestrian facilities as practical.

Funding

Phase	Start Date	Federal	Fund Code	Federal Funds		State Funds	Local Funds	Total
				Federal Funds	State Fund Code			
PE	2017			0		0	103,000	103,000
CN	2020		STP(US)	930,000		0	265,000	1,195,000
Project Totals				930,000		0	368,000	1,298,000

Expenditure Schedule

Phase	1st	2nd	3rd	4th	5th & 6th
ALL	103,000	0	0	1,195,000	0
Totals	103,000	0	0	1,195,000	0

Washington State S. T. I. P.

2017 to 2020

(Project Funds to Nearest Dollar)

MPO/RTPO: PSRC

Y Inside

N Outside

November 17, 2017

County: Kitsap

Agency: Kitsap Co.

Func Cls	Project Number	PIN	STIP ID	Imp Type	Total Project Length	Environmental Type	RW Required	Begin Termini	End Termini	Total Est. Cost of Project	STIP Amend. No.
14			KTCO-37	03	0.300	DCE	No	Vic 350' south of NW Byron St.	NW Anderson Hill Road	8,826,001	17-02

Silverdale Way widening - Byron St to Anderson Hill Rd

Widen Silverdale Way from 3 to 5 lanes, add sidewalks and bike facilities, signal intersections as appropriate.

Funding

Phase	Start Date	Federal	Fund Code	Federal Funds	State Fund Code	State Funds	Local Funds	Total
CN	2018		STP(US)	2,419,000		0	6,407,001	8,826,001
Project Totals				2,419,000		0	6,407,001	8,826,001

Expenditure Schedule

Phase	1st	2nd	3rd	4th	5th & 6th
ALL	0	8,826,001	0	0	0
Totals	0	8,826,001	0	0	0

Washington State S. T. I. P.

2017 to 2020

(Project Funds to Nearest Dollar)

MPO/RTPO: PSRC

Y Inside

N Outside

November 17, 2017

County: Kitsap

Agency: Kitsap Co.

Func Cls	Project Number	PIN	STIP ID	Imp Type	Total Project Length	Environmental Type	RW Required	Begin Termini	End Termini	Total Est. Cost of Project	STIP Amend. No.
08			KTCO-39	28	0.500	EA	No	Suquamish Way	Sackman Lane	1,600,000	1705 AdMod

Totten Road

Construct pedestrian and bike path from Suquamish Way NE to NE Sackman Lane.

Funding

Phase	Start Date	Federal	Fund Code	Federal Funds		State Fund Code	State Funds	Local Funds	Total
PE	2018				0		0	260,000	260,000
CN	2019		STP(US)		723,000		0	617,000	1,340,000
Project Totals					723,000		0	877,000	1,600,000

Expenditure Schedule

Phase	1st	2nd	3rd	4th	5th & 6th
ALL	0	260,000	1,340,000	0	0
Totals	0	260,000	1,340,000	0	0

Washington State S. T. I. P.

2017 to 2020

(Project Funds to Nearest Dollar)

MPO/RTPO: PSRC

Y Inside

N Outside

November 17, 2017

County: Kitsap

Agency: Kitsap Co.

Func Cls	Project Number	PIN	STIP ID	Imp Type	Total Project Length	Environmental Type	RW Required	Begin Termini	End Termini	Total Est. Cost of Project	STIP Amend. No.
09			KTCO-38	28	0.200	CE	Yes	Central Ave NE	NE 3rd Street	2,220,000	17-08

Washington Boulevard Corridor Improvement Project

Construction of pedestrian facilities on Washington Blvd from NE 3rd Street to Central Avenue NE and construction of bicycle facilities on Washington Blvd from NE 3rd Street to SR 104 outbound (aka NE First St) and from SR 104 inbound to Central Avenue NE. The project includes ADA ramps on SR 104 as needed, luminaires as required, pedestrian lighting, sidewalks and stormwater facilities. This project will complement the proposed Port of Kingston Park located adjacent to the ferry terminal car holding lanes. It is anticipated that a portion of the sidewalk will be constructed on the park property.

Funding

Phase	Start Date	Federal Fund Code	Federal Funds	State Fund Code	State Funds	Local Funds	Total
CN	2019	STP(US)	450,000		0	915,000	1,365,000
Project Totals			450,000		0	915,000	1,365,000

Expenditure Schedule

Phase	1st	2nd	3rd	4th	5th & 6th
ALL	0	0	1,365,000	0	0
Totals	0	0	1,365,000	0	0

	Federal Funds	State Funds	Local Funds	Total
Agency Totals for Kitsap Co.	8,040,000	1,800,000	10,866,706	20,706,706

Washington State S. T. I. P.

2017 to 2020

(Project Funds to Nearest Dollar)

MPO/RTPO: PSRC

Y Inside

N Outside

November 17, 2017

County: Kitsap

Agency: Kitsap Transit

Func Cls	Project Number	PIN	STIP ID	Imp Type	Total Project Length	Environmental Type	RW Required	Begin Termini	End Termini	Total Est. Cost of Project	STIP Amend. No.
00			KT-22	26	0.020	DCE	Yes	Marine Drive	Olney Road	5,920,388	

Annapolis Ferry Terminal

This project will purchase equipment and improve the existing passenger-only ferry (POF) facility. Improvements will be implemented in phases and will include parking lot improvements and over-the-water dock improvements to provide ADA accessibility, security and better docking capabilities for local area and regional POF service to Seattle. Work involves the completion of the NEPA phase; accessibility and security improvements to the parking lot; retrofitting/constructing the pier, gangway and float to accommodate wheelchairs and other mobility devices. FTA funds will implement the following construction components: environmental protection for the construction area, security and accessibility improvements to the lot, demolition of gangway and portion of existing pier and construction of the pier extension. The project will use toll credits for the local match requirement.

Funding

Phase	Start Date	Federal Fund Code	Federal Funds		State Fund Code	State Funds	Local Funds	Total
PE	2017	5307(h)		765,000		0	0	765,000
CN	2017	5307(h)		3,750,000		0	0	3,750,000
Project Totals				4,515,000		0	0	4,515,000

Expenditure Schedule

Phase	1st	2nd	3rd	4th	5th & 6th
ALL	4,515,000	0	0	0	0
Totals	4,515,000	0	0	0	0

Washington State S. T. I. P.

2017 to 2020

(Project Funds to Nearest Dollar)

MPO/RTPO: PSRC

Y Inside

N Outside

November 17, 2017

County: Kitsap

Agency: Kitsap Transit

Func Cls	Project Number	PIN	STIP ID	Imp Type	Total Project Length	Environmental Type	RW Required	Begin Termini	End Termini	Total Est. Cost of Project	STIP Amend. No.
00		330405A	KT-8	26	0.000	EA	Yes	Bremerton Ferry Terminal	N/A	38,557,330	

Bremerton Transportation Center Phase A/B/C/D

This project funds improvements to the Bremerton Transfer Center to support multimodal transit connections and improve Kitsap Transit's passenger-only ferry operations. Previous work involved completing improvements to ferry/bus traffic flows, covered pickup and dropoff facilities, electric vehicle parking, and passenger-only ferry dock enhancements, including bicycle and ADA accessible pedestrian walkways. The 2015 STP(U) funds will be used to outfit marine grade security enhancement to monitor areas with new equipment and provide customer safety for the passenger-only ferry dock.

Funding

Phase	Start Date	Federal Fund Code	Federal Funds		State Fund Code	State Funds	Local Funds	Total
CN	2017			0		0	6,622	6,622
Project Totals				0		0	6,622	6,622

Expenditure Schedule

Phase	1st	2nd	3rd	4th	5th & 6th
ALL	6,622	0	0	0	0
Totals	6,622	0	0	0	0

Washington State S. T. I. P.

2017 to 2020

(Project Funds to Nearest Dollar)

MPO/RTPO: PSRC

Y Inside

N Outside

November 17, 2017

County: Kitsap

Agency: Kitsap Transit

Func Cls	Project Number	PIN	STIP ID	Imp Type	Total Project Length	Environmental Type	RW Required	Begin Termini	End Termini	Total Est. Cost of Project	STIP Amend. No.
00			KT-45	23	0.000	CE	No	N/A	N/A	24,401,947	1709 AdMod

Bus and OTR Coach Purchase

This is a TIP bucket project for transit revenue vehicle purchases. The 2015- 2017 PSRC FTA funds will assist in acquiring approximately 11 vehicles and the 5310 funds and state funds will assist in acquiring approximately 27 vehicles. The 2018-2020 5307 funds and 2020 5339 funds will assist in acquiring approximately 21 vehicles.

Funding

Phase	Start Date	Federal	Fund Code	Federal Funds		State Funds	Local Funds	Total
				Federal	State Fund Code			
CN	2017		5307	5,695,756		0	2,408,068	8,103,824
CN	2017		5310	1,224,000		0	0	1,224,000
CN	2017		5339	442,537		0	0	442,537
CN	2018		5307	3,405,535		0	807,125	4,212,660
CN	2018		5339	256,378		0	0	256,378
CN	2019		5307	3,228,500		0	807,125	4,035,625
CN	2020		5307	3,228,500		0	807,125	4,035,625
CN	2020		5339	270,861		0	0	270,861
Project Totals				17,752,067		0	4,829,443	22,581,510

Expenditure Schedule

Phase	1st	2nd	3rd	4th	5th & 6th
ALL	9,770,361	4,469,038	4,035,625	4,306,486	0
Totals	9,770,361	4,469,038	4,035,625	4,306,486	0

Washington State S. T. I. P.

2017 to 2020

(Project Funds to Nearest Dollar)

MPO/RTPO: PSRC

Y Inside

N Outside

November 17, 2017

County: Kitsap

Agency: Kitsap Transit

Func Cls	Project Number	PIN	STIP ID	Imp Type	Total Project Length	Environmental Type	RW Required	Begin Termini	End Termini	Total Est. Cost of Project	STIP Amend. No.
00			KT-40	23	0.000	CE	No	N/A	N/A	2,127,652	17-03

Bus Maintenance & Facilities Rehabilitation

This is a bucket project for rehabilitation and/or all maintenance of various Kitsap Transit facility types and locations, including transit base and administration buildings, grounds, and equipment, park & rides, passenger stations and bus stops. Work includes resurfacing and restriping at McWilliams Park and Ride; the rehabilitation of lighting, shelters, cameras and bike equipment at George's Corner park and ride lot; asphalt overlay, sealing, restriping, signage, and landscaping upgrades at George's Corner park and ride lot; the rehabilitation of the Charleston Main Base facility; and other preventive maintenance and/or rehabilitation to Kitsap Transit assets.

Funding

Phase	Start Date	Federal Fund Code	Federal Funds	State Fund Code	State Funds	Local Funds	Total
CN	2017		0		0	704,910	704,910
Project Totals			0		0	704,910	704,910

Expenditure Schedule

Phase	1st	2nd	3rd	4th	5th & 6th
ALL	704,910	0	0	0	0
Totals	704,910	0	0	0	0

Washington State S. T. I. P.

2017 to 2020

(Project Funds to Nearest Dollar)

MPO/RTPO: PSRC

Y Inside

N Outside

November 17, 2017

County: Kitsap

Agency: Kitsap Transit

Func Cls	Project Number	PIN	STIP ID	Imp Type	Total Project Length	Environmental Type	RW Required	Begin Termini	End Termini	Total Est. Cost of Project	STIP Amend. No.
00			KT-47	18	0.000	CE	No	Mile Post 20 Hwy 16	Mile Post 28 Hwy 16	311,250	1705 AdMod

Highway 16 Park and Ride Alternatives Analysis

The purpose of the Highway 16 Park and Ride Alternative Analysis is to determine, in detail, the best location suitable for a new park and ride. Work includes alternative analysis, determining costs, risks, and impacts of creating a new park and ride along an arterial surrounding the Highway 16 corridor.

Funding

Phase	Start Date	Federal Fund Code	Federal Funds		State Fund Code	State Funds	Local Funds	Total
			Federal	Fund Code				
PE	2019	STP(US)	249,000			0	62,250	311,250
Project Totals			249,000			0	62,250	311,250

Expenditure Schedule

Phase	1st	2nd	3rd	4th	5th & 6th
ALL	0	0	311,250	0	0
Totals	0	0	311,250	0	0

Washington State S. T. I. P.

2017 to 2020

(Project Funds to Nearest Dollar)

MPO/RTPO: PSRC

Y Inside

N Outside

November 17, 2017

County: Kitsap

Agency: Kitsap Transit

Func Cls	Project Number	PIN	STIP ID	Imp Type	Total Project Length	Environmental Type	RW Required	Begin Termini	End Termini	Total Est. Cost of Project	STIP Amend. No.
00			KT-46	28	0.000	CE	No	Bainbridge Island Terminal	Olympic Drive, Bainbridge Isl	310,000	1705 AdMod

Kitsap Transit Bike Barn Rehabilitation

This project will rehabilitate Kitsap Transit's Bike Barn to promote bicycle mobility and improve bicyclist safety and promote alternative transportation. Improvements will include bringing the facility up to the latest ADA standards, including refinishing the floor, providing proper lighting and signage, and installing benches and railings. Doors will be installed to protect users from weather. All 72 bike racks and lockers will be replaced, plus an additional 22 bike racks and 22 lockers will be added to increase capacity, and new equipment will be installed that provide assistive technology. Cameras and keyless access will be installed to upgrade safety features.

Funding

Phase	Start Date	Federal	Fund Code	Federal Funds	State Fund Code	State Funds	Local Funds	Total
CN	2019		STP(US)	248,000		0	62,000	310,000
Project Totals				248,000		0	62,000	310,000

Expenditure Schedule

Phase	1st	2nd	3rd	4th	5th & 6th
ALL	0	0	310,000	0	0
Totals	0	0	310,000	0	0

Washington State S. T. I. P.

2017 to 2020

(Project Funds to Nearest Dollar)

MPO/RTPO: PSRC

Y Inside

N Outside

November 17, 2017

County: Kitsap

Agency: Kitsap Transit

Func CIs	Project Number	PIN	STIP ID	Imp Type	Total Project Length	Environmental Type	RW Required	Begin Termini	End Termini	Total Est. Cost of Project	STIP Amend. No.
00			KT-28	23	0.020	DCE	Yes	SR-3 & SR-305	SR-3 & SR-305	21,176,522	

North Kitsap Base

The project includes the development of a transit base and a 265-stall park and ride lot near the intersection of SR-3 and SR-305. Located at 21710 Vetter Rd NW, Poulsbo, WA, the base will consist of 7.38 acres and will serve as a storage and maintenance facility for transit vehicles serving North Kitsap, which includes the Kingston and Bainbridge Island ferry terminals. The adjacent park and ride will consist of 5 acres and will serve as the regional terminus for the SR305 corridor. This project will be completed in phases. Phase 1 involves the construction of the bus storage facility and park & ride lot. Phase 2 involves the construction of the bus wash and fueling structures. Phase 3 involves the design and construction of a heavy-duty maintenance building. 2018 5339 funds will be used to design the heavy maintenance facility. Toll credits will be used as a local match for this project.

Funding

Phase	Start Date	Federal Funds		State Fund Code	State Funds	Local Funds	Total
		Federal	Fund Code				
PE	2018		5339		270,861	0	270,861
CN	2017				0	122,580	122,580
Project Totals					270,861	0	393,441

Expenditure Schedule

Phase	1st	2nd	3rd	4th	5th & 6th
ALL	122,580	270,861	0	0	0
Totals	122,580	270,861	0	0	0

Washington State S. T. I. P.

2017 to 2020

(Project Funds to Nearest Dollar)

MPO/RTPO: PSRC

Y Inside

N Outside

November 17, 2017

County: Kitsap

Agency: Kitsap Transit

Func Cls	Project Number	PIN	STIP ID	Imp Type	Total Project Length	Environmental Type	RW Required	Begin Termini	End Termini	Total Est. Cost of Project	STIP Amend. No.
00			KT-41	26	0.000	CE	No	N/A	N/A	1,237,474	

Passenger Only Ferry System Preventive Maintenance

This is a TIP bucket project to be used for preventive maintenance of Kitsap Transit's three ferry terminals and three passenger only ferry vessels and related maintenance costs. Preventive maintenance covers a range of possible types of work to cost-effectively preserve and extend ferry service assets. Toll credits will be used as a local match for this project.

Funding

Phase	Start Date	Federal Funds		State Fund Code	State Funds	Local Funds	Total
		Federal	Fund Code				
CN	2018		5337		232,583	0	232,583
CN	2019		5337		232,583	0	232,583
CN	2020		5337		232,583	0	232,583
Project Totals					697,749	0	697,749

Expenditure Schedule

Phase	1st	2nd	3rd	4th	5th & 6th
ALL	0	232,583	232,583	232,583	0
Totals	0	232,583	232,583	232,583	0

Washington State S. T. I. P.

2017 to 2020

(Project Funds to Nearest Dollar)

MPO/RTPO: PSRC

Y Inside

N Outside

November 17, 2017

County: Kitsap

Agency: Kitsap Transit

Func Cls	Project Number	PIN	STIP ID	Imp Type	Total Project Length	Environmental Type	RW Required	Begin Termini	End Termini	Total Est. Cost of Project	STIP Amend. No.
00			KT-38	23	0.000	CE	No	N/A	N/A	10,876,631	17-09

Silverdale Transit Center

This project will provide a multi-modal transit center near SR 3 and SR303 in Silverdale, Washington. The transit center is centrally located near residences, commerce, social services and the Clear Creek trail and transit service will provide connections to Bainbridge Island and Bremerton ferry terminals. Local funds will be used for NEPA and conceptual design.

Funding

Phase	Start Date	Federal Fund Code	Federal Funds		State Fund Code	State Funds	Local Funds	Total
			Federal	Funds				
PE	2017	5307		1,027,167		0	100,000	1,127,167
CN	2017	5307		403,347	WSDOT	7,000,000	0	7,403,347
CN	2017	5339		46,117		0	0	46,117
Project Totals				1,476,631		7,000,000	100,000	8,576,631

Expenditure Schedule

Phase	1st	2nd	3rd	4th	5th & 6th
ALL	8,576,631	0	0	0	0
Totals	8,576,631	0	0	0	0

Washington State S. T. I. P.

2017 to 2020

(Project Funds to Nearest Dollar)

MPO/RTPO: PSRC

Y Inside

N Outside

November 17, 2017

County: Kitsap

Agency: Kitsap Transit

Func Cls	Project Number	PIN	STIP ID	Imp Type	Total Project Length	Environmental Type	RW Required	Begin Termini	End Termini	Total Est. Cost of Project	STIP Amend. No.
00			KT-6	26	0.000	DCE	No	N/A	N/A	23,220,142	1709 AdMod

Small Passenger Only Vessels

Current work includes constructing a sistership to support local service between Bremerton and Port Orchard. Previously programmed funds were used to complete a business plan and long-range strategy (Phase 1 planning) and operational plans (Phase 2 planning) for POF cross-sound service. Prior funds also supported the construction of a low wake prototype passenger-only vessel for cross-sound service and conducting a wake research study in Rich Passage. Prior funds have also supported docking & fuel amenities to existing structures at the BTC (TIP ID KT-8) to service and secure new POF vessels and enhance passenger safety. Toll Credits will provide the local match for federal funds.

Funding

Phase	Start Date	Federal Fund Code	Federal Funds		State Fund Code	State Funds	Local Funds	Total
PE	2017	FBP		68,309		0	0	68,309
CN	2017	5307		500,000		0	125,000	625,000
CN	2017	5337		473,466		0	0	473,466
CN	2017	FBP		190,057		0	0	190,057
CN	2018	5337		23,384		0	0	23,384
Project Totals				1,255,216		0	125,000	1,380,216

Expenditure Schedule

Phase	1st	2nd	3rd	4th	5th & 6th
ALL	1,356,832	23,384	0	0	0
Totals	1,356,832	23,384	0	0	0

Washington State S. T. I. P.

2017 to 2020

(Project Funds to Nearest Dollar)

MPO/RTPO: PSRC

Y Inside

N Outside

November 17, 2017

County: Kitsap

Agency: Kitsap Transit

Func Cls	Project Number	PIN	STIP ID	Imp Type	Total Project Length	Environmental Type	RW Required	Begin Termini	End Termini	Total Est. Cost of Project	STIP Amend. No.
00			KT-49	18	0.000	CE	No	Beach Drive	Beach Drive	338,576	

South Base

This is a planning project to determine the upgrades and enhancements needed at Kitsap Transit's South Base facility in Port Orchard, WA. Capital project needs, impacts, and risks will be determined.

Funding

Phase	Start Date	Federal	Fund Code	Federal Funds	State Fund Code	State Funds	Local Funds	Total
PE	2019		5339	270,861		0	67,715	338,576
Project Totals				270,861		0	67,715	338,576

Expenditure Schedule

Phase	1st	2nd	3rd	4th	5th & 6th
ALL	0	0	338,576	0	0
Totals	0	0	338,576	0	0

Washington State S. T. I. P.

2017 to 2020

(Project Funds to Nearest Dollar)

MPO/RTPO: PSRC

Y Inside

N Outside

November 17, 2017

County: Kitsap

Agency: Kitsap Transit

Func Cls	Project Number	PIN	STIP ID	Imp Type	Total Project Length	Environmental Type	RW Required	Begin Termini	End Termini	Total Est. Cost of Project	STIP Amend. No.
12			KT-48	18	14.000	CE	No	SR 3	WSDOT Bainbridge Island Ferry	425,000	1701 AdMod

SR 305 Improvements Study

The SR305 Corridor Improvements Study will establish transportation system performance measures and develop a list of project priorities for corridor improvements. The scope of work includes working with communities along the corridor to develop a vision for improvements. Develop a vision for a comprehensive set of intermediate and long term improvements to the corridor to address congestion and enhance all modes of transportation. Elements include: improving bus and ferry transit travel times and connections, improving access to and permeability across the highway, bike and pedestrian facilities including the Sound to Olympics Trail, and developing transportation demand management strategies.

Funding

Phase	Start Date	Federal Fund Code	Federal Funds	State Fund Code	State Funds	Local Funds	Total
PE	2017	STP(US)	367,625		0	57,375	425,000
Project Totals			367,625		0	57,375	425,000

Expenditure Schedule

Phase	1st	2nd	3rd	4th	5th & 6th
ALL	425,000	0	0	0	0
Totals	425,000	0	0	0	0

Washington State S. T. I. P.

2017 to 2020

(Project Funds to Nearest Dollar)

MPO/RTPO: PSRC

Y Inside

N Outside

November 17, 2017

County: Kitsap

Agency: Kitsap Transit

Func Cls	Project Number	PIN	STIP ID	Imp Type	Total Project Length	Environmental Type	RW Required	Begin Termini	End Termini	Total Est. Cost of Project	STIP Amend. No.
00			KT-39	23	0.000	DCE	Yes	Wheaton Way (SR303)	E Broad St	12,443,000	1701 AdMod

Wheaton Way Transit Center

This project will provide an eight bus bay transit center and 166-stall park & ride at 3915 Wheaton Way (SR303) in East Bremerton, Washington. The transit center will meet ADA compliance requirements and will include sidewalks, bike racks and electric vehicle charging stations. This facility will be used to provide service between downtown Bremerton and Silverdale with connections to Bainbridge Island, Bremerton and Southworth ferry terminals. Local funds will be used for NEPA and ROW. 2017 funds will be used for preliminary engineering.

Funding

Phase	Start Date	Federal Fund Code	Federal Funds	State Fund Code	State Funds	Local Funds	Total
PE	2017	STP(US)	800,000		0	400,000	1,200,000
Project Totals			800,000		0	400,000	1,200,000

Expenditure Schedule

Phase	1st	2nd	3rd	4th	5th & 6th
ALL	1,200,000	0	0	0	0
Totals	1,200,000	0	0	0	0

	Federal Funds	State Funds	Local Funds	Total
Agency Totals for Kitsap Transit	27,903,010	7,000,000	6,537,895	41,440,905

Washington State S. T. I. P.

2017 to 2020

(Project Funds to Nearest Dollar)

MPO/RTPO: PSRC

Y Inside

N Outside

November 17, 2017

County: Snohomish

Agency: Lake Stevens

Func Cls	Project Number	PIN	STIP ID	Imp Type	Total Project Length	Environmental Type	RW Required	Begin Termini	End Termini	Total Est. Cost of Project	STIP Amend. No.
17			LS-8	04	0.000	CE	No	N/A	N/A	941,000	17-01

91st Avenue NE & Market Place Intersection Improvements

Removal of traffic signal and installation of an urban compact roundabout.

Funding

Phase	Start Date	Federal	Fund Code	Federal Funds		State Funds	Local Funds	Total
				Federal	State Fund Code			
PE	2017		HSIP	86,100		0	36,900	123,000
CN	2017		HSIP	572,600		0	245,400	818,000
Project Totals				658,700		0	282,300	941,000

Expenditure Schedule

Phase	1st	2nd	3rd	4th	5th & 6th
ALL	941,000	0	0	0	0
Totals	941,000	0	0	0	0

	Federal Funds	State Funds	Local Funds	Total
Agency Totals for Lake Stevens	658,700	0	282,300	941,000

Washington State S. T. I. P.

2017 to 2020

(Project Funds to Nearest Dollar)

MPO/RTPO: PSRC

Y Inside

N Outside

November 17, 2017

County: Pierce

Agency: Lakewood

Func Cls	Project Number	PIN	STIP ID	Imp Type	Total Project Length	Environmental Type	RW Required	Begin Termini	End Termini	Total Est. Cost of Project	STIP Amend. No.
17			LW-36	04	0.000	DCE	No	Meadow Rd. SW	100th St. SW	212,000	17-03

Dekoven Drive Traffic Calming

Install compact roundabouts on Dekoven Drive at Meadow Road and 100th Street to improve safety by reducing vehicle speeding and collisions. Improve traffic signage and striping on Dekoven Drive between roundabouts including horizontal roadway curvature near Blossom Lane to improve safety by reducing vehicle speeding and collisions.

Funding

Phase	Start Date	Federal	Fund Code	Federal Funds		State Funds	Local Funds	Total
				State Fund Code	State Funds			
PE	2017		HSIP		36,000	0	4,000	40,000
CN	2017		HSIP		154,800	0	17,200	172,000
Project Totals					190,800	0	21,200	212,000

Expenditure Schedule

Phase	1st	2nd	3rd	4th	5th & 6th
ALL	212,000	0	0	0	0
Totals	212,000	0	0	0	0

Washington State S. T. I. P.

2017 to 2020

(Project Funds to Nearest Dollar)

MPO/RTPO: PSRC

Y Inside

N Outside

November 17, 2017

County: Pierce

Agency: Lakewood

Func Cls	Project Number	PIN	STIP ID	Imp Type	Total Project Length	Environmental Type	RW Required	Begin Termini	End Termini	Total Est. Cost of Project	STIP Amend. No.
17	2921(002)		LW-32	28	0.470	DCE	No	Steilacoom Blvd	Custer Road	750,000	

John Dower Sidewalk Improvements

Curb, gutter, sidewalks, street lights, shared use travel lane, and pedestrian activated crosswalk beacons.

Funding

Phase	Start Date	Federal Fund Code	Federal Funds		State Fund Code	State Funds	Local Funds	Total	
			Federal	Fund Code					
CN	2017			SRTS		500,000	0	150,000	650,000
Project Totals						500,000	0	150,000	650,000

Expenditure Schedule

Phase	1st	2nd	3rd	4th	5th & 6th
ALL	650,000	0	0	0	0
Totals	650,000	0	0	0	0

Washington State S. T. I. P.

2017 to 2020

(Project Funds to Nearest Dollar)

MPO/RTPO: PSRC

Y Inside

N Outside

November 17, 2017

County: Pierce

Agency: Lakewood

Func CIs	Project Number	PIN	STIP ID	Imp Type	Total Project Length	Environmental Type	RW Required	Begin Termini	End Termini	Total Est. Cost of Project	STIP Amend. No.
16			LW-17	04	0.500	CE	Yes	Interstate 5/JBLM	w/o Union, north of Berkeley	5,700,000	

Madigan Access Improvement Project

This project will make roadway, bridge, intersection, ramp and signal modifications to improve safety and efficiency of the transportation system. Improvements include pavement, curb, gutter sidewalks, traffic signals, turn lanes, ramp modifications, and a bridge retrofit for an added receiving lane. The project will be constructed in three phases. Phase 1 will include work on Berkeley Street (from Union Avenue to 100 feet south of Washington Ave) and Union Avenue from Berkeley to W. Thorne Lane. Phase 2 will include the bridge, ramps, and RR crossing work. Phase 3 extends improvements down Union Avenue between W. Thorne Lane and Maple Street.

Funding

Phase	Start Date	Federal Fund Code	Federal Funds		State Fund Code	State Funds	Local Funds	Total
PE	2017	Discretionary		850,000		0	0	850,000
RW	2017	Discretionary		125,000		0	0	125,000
CN	2017	Discretionary		4,725,000		0	0	4,725,000
Project Totals				5,700,000		0	0	5,700,000

Expenditure Schedule

Phase	1st	2nd	3rd	4th	5th & 6th
ALL	5,700,000	0	0	0	0
Totals	5,700,000	0	0	0	0

Washington State S. T. I. P.

2017 to 2020

(Project Funds to Nearest Dollar)

MPO/RTPO: PSRC

Y Inside

N Outside

November 17, 2017

County: Pierce

Agency: Lakewood

Func Cls	Project Number	PIN	STIP ID	Imp Type	Total Project Length	Environmental Type	RW Required	Begin Termini	End Termini	Total Est. Cost of Project	STIP Amend. No.
14	3000(003)		LW-30	04	0.000	DCE	Yes	N/A	N/A	805,000	

Military Rd. & 112th St. Safety Improvement

Replace existing traffic signal and street lighting. Replace existing curb ramps. Pave intersection.

Funding

Phase	Start Date	Federal	Fund Code	Federal Funds		State Fund Code	State Funds	Local Funds	Total
RW	2017		HSIP	58,500			0	6,500	65,000
CN	2017		HSIP	640,000			0	0	640,000
Project Totals				698,500			0	6,500	705,000

Expenditure Schedule

Phase	1st	2nd	3rd	4th	5th & 6th
ALL	705,000	0	0	0	0
Totals	705,000	0	0	0	0

Washington State S. T. I. P.

2017 to 2020

(Project Funds to Nearest Dollar)

MPO/RTPO: PSRC

Y Inside

N Outside

November 17, 2017

County: Pierce

Agency: Lakewood

Func Cls	Project Number	PIN	STIP ID	Imp Type	Total Project Length	Environmental Type	RW Required	Begin Termini	End Termini	Total Est. Cost of Project	STIP Amend. No.
16	2919(001)		LW-34	28	0.340	DCE	No	Steilacoom Blvd	Hudtloff Middle School	700,000	

Phillips Road Sidewalk Improvements

Curb, gutter, sidewalks, bike lane, street lights on one side. Pedestrian activated crosswalk beacons.

Funding

Phase	Start Date	Federal	Fund Code	Federal Funds		State Fund Code	State Funds	Local Funds	Total
CN	2017		SRTS	480,000			0	170,000	650,000
Project Totals				480,000			0	170,000	650,000

Expenditure Schedule

Phase	1st	2nd	3rd	4th	5th & 6th
ALL	650,000	0	0	0	0
Totals	650,000	0	0	0	0

Washington State S. T. I. P.

2017 to 2020

(Project Funds to Nearest Dollar)

MPO/RTPO: PSRC

Y Inside

N Outside

November 17, 2017

County: Pierce

Agency: Lakewood

Func Cls	Project Number	PIN	STIP ID	Imp Type	Total Project Length	Environmental Type	RW Required	Begin Termini	End Termini	Total Est. Cost of Project	STIP Amend. No.
16	000S(424)		LW-31	21	0.000	DCE	No	N/A	N/A	842,500	

Roadway Safety Improvements - 40th Avenue SW and 96th Street SW

Safety improvements at 40th Ave. SW and 96th St. SW consisting of adding guard rail, upgrading street signage, curb and gutter, sidewalk, roadway paving, shared use bike lane, and street lighting.

Funding

Phase	Start Date	Federal	Fund Code	Federal Funds	State Fund Code	State Funds	Local Funds	Total
CN	2017		HSIP	653,350		0	150	653,500
Project Totals				653,350		0	150	653,500

Expenditure Schedule

Phase	1st	2nd	3rd	4th	5th & 6th
ALL	653,500	0	0	0	0
Totals	653,500	0	0	0	0

Washington State S. T. I. P.

2017 to 2020

(Project Funds to Nearest Dollar)

MPO/RTPO: PSRC

Y Inside

N Outside

November 17, 2017

County: Pierce

Agency: Lakewood

Func Cls	Project Number	PIN	STIP ID	Imp Type	Total Project Length	Environmental Type	RW Required	Begin Termini	End Termini	Total Est. Cost of Project	STIP Amend. No.
14	3136(007)		LW-33	28	0.230	DCE	Yes	Weller Road	Phillips Road	2,576,900	

Steilacoom Blvd SW: Weller to Phillips

This project will provide curb, gutter, sidewalk, bike lane, street lights, drainage improvements, and school zone photo enforcement. The project will be completed in stages. The construction funding current programmed completes the north side of the project.

Funding

Phase	Start Date	Federal	Fund Code	Federal Funds		State Fund Code	State Funds	Local Funds	Total
RW	2018		CMAQ	605,000			0	94,400	699,400
CN	2018		SRTS	450,000			0	100,000	550,000
Project Totals				1,055,000			0	194,400	1,249,400

Expenditure Schedule

Phase	1st	2nd	3rd	4th	5th & 6th
ALL	0	1,249,400	0	0	0
Totals	0	1,249,400	0	0	0

Washington State S. T. I. P.

2017 to 2020

(Project Funds to Nearest Dollar)

MPO/RTPO: PSRC

Y Inside

N Outside

November 17, 2017

County: Pierce

Agency: Lakewood

Func Cls	Project Number	PIN	STIP ID	Imp Type	Total Project Length	Environmental Type	RW Required	Begin Termini	End Termini	Total Est. Cost of Project	STIP Amend. No.
14	3136(005)		LW-22	04	0.000	DCE	Yes	Circle Drive-Western ST Hosp.	Lakeview Avenue SW	2,405,000	

Steilacoom Boulevard Safety Improvements - Western State Hospital to Lakeview Avenue

Provide various upgrades through out corridor including: 3 new (replacement) mast arm signal systems; existing signals - new cabinets, upsize lamps, install head back plates, modify signal heads to flashing-yellow-arrow operation, install video detection, and audible pedestrian push buttons and countdown heads; infill between 88th Street and Ardmore Drive with curb, gutter and sidewalk; add streetlighting; overlay pavement. Specific locations and improvements as noted in the '2012 City Safety Program' grant award letter dated June 5, 2012.

Funding

Phase	Start Date	Federal Fund Code	Federal Funds		State Fund Code	State Funds	Local Funds	Total
			Federal	Fund Code				
CN	2017	HSIP	1,934,000			0	0	1,934,000
Project Totals			1,934,000			0	0	1,934,000

Expenditure Schedule

Phase	1st	2nd	3rd	4th	5th & 6th
ALL	1,934,000	0	0	0	0
Totals	1,934,000	0	0	0	0

Washington State S. T. I. P.

2017 to 2020

(Project Funds to Nearest Dollar)

MPO/RTPO: PSRC

Y Inside

N Outside

November 17, 2017

County: Pierce

Agency: Lakewood

Func Cls	Project Number	PIN	STIP ID	Imp Type	Total Project Length	Environmental Type	RW Required	Begin Termini	End Termini	Total Est. Cost of Project	STIP Amend. No.
14			LW-35	05	0.680	DCE	No	Weller Rd. SW	Custer Rd. SW	903,600	

Steilacoom Boulevard/ 88th St. SW Overlay - Weller Road SW

Steilacoom Boulevard/ 88th St. SW Overlay - Weller Road SW to Custer Road SW is a roadway overlay project with minor pedestrian facility upgrades and video detection improvements.

Funding

Phase	Start Date	Federal	Fund Code	Federal Funds		State Funds	Local Funds	Total
				Federal Funds	State Fund Code			
PE	2018			0		0	40,000	40,000
CN	2019		STP(UL)	747,000		0	116,600	863,600
Project Totals				747,000		0	156,600	903,600

Expenditure Schedule

Phase	1st	2nd	3rd	4th	5th & 6th
ALL	0	40,000	863,600	0	0
Totals	0	40,000	863,600	0	0

	Federal Funds	State Funds	Local Funds	Total
Agency Totals for Lakewood	11,958,650	0	698,850	12,657,500

Washington State S. T. I. P.

2017 to 2020

(Project Funds to Nearest Dollar)

MPO/RTPO: PSRC

Y Inside

N Outside

November 17, 2017

County: Snohomish

Agency: Lynnwood

Func Cls	Project Number	PIN	STIP ID	Imp Type	Total Project Length	Environmental Type	RW Required	Begin Termini	End Termini	Total Est. Cost of Project	STIP Amend. No.
14	0524(011)		LYN-43	03	0.700	DCE	Yes	48th Avenue W	36th Avenue W	22,243,379	

196th Street SW (SR-524) Improvements (48th Avenue W to 36th Avenue W)

The project will improve 196th Street SW (SR-524) by providing additional multi-modal capacity and safety/aesthetic boulevard features. Improvements include installation of Business Access and Transit (BAT) lanes in each direction, a planted center median/left-turn/U-turn, new curb, gutter, 12-foot sidewalks, landscaping, undergrounding of overhead utilities, street lighting and new traffic signals beginning at 48th Avenue W and extending east to 36th Avenue W (3,600 L.F.).

Funding

Phase	Start Date	Federal Fund Code	Federal Funds		State Fund Code	State Funds	Local Funds	Total
			Federal	Fund Code				
RW	2017				CWA	2,784,914	0	2,784,914
CN	2017				CWA	9,985,086	0	9,985,086
CN	2017				TIB	2,500,000	0	2,500,000
Project Totals			0			15,270,000	0	15,270,000

Expenditure Schedule

Phase	1st	2nd	3rd	4th	5th & 6th
ALL	15,270,000	0	0	0	0
Totals	15,270,000	0	0	0	0

Washington State S. T. I. P.

2017 to 2020

(Project Funds to Nearest Dollar)

MPO/RTPO: PSRC

Y Inside

N Outside

November 17, 2017

County: Snohomish

Agency: Lynnwood

Func Cls	Project Number	PIN	STIP ID	Imp Type	Total Project Length	Environmental Type	RW Required	Begin Termini	End Termini	Total Est. Cost of Project	STIP Amend. No.
16	9931(017)		LYN-37A	03	1.000	EA	Yes	Maple Road	164th St SW	11,665,380	1705 AdMod

36th Avenue W Roadway Improvement Project

This project completes one mile of roadway improvements along 36th Avenue W from Maple Road to south of 164th St SW, within the City of Lynnwood. The project will increase capacity by adding lanes, traffic signal, roundabout, bicycle facilities, curb, and sidewalks. Preliminary engineering was completed as part of LYN-37.

Funding

Phase	Start Date	Federal Fund Code	Federal Funds	State Fund Code	State Funds	Local Funds	Total
CN	2018	STP(UL)	3,000,000		0	7,000,000	10,000,000
Project Totals			3,000,000		0	7,000,000	10,000,000

Expenditure Schedule

Phase	1st	2nd	3rd	4th	5th & 6th
ALL	0	10,000,000	0	0	0
Totals	0	10,000,000	0	0	0

Washington State S. T. I. P.

2017 to 2020

(Project Funds to Nearest Dollar)

MPO/RTPO: PSRC

Y Inside

N Outside

November 17, 2017

County: Snohomish

Agency: Lynnwood

Func Cls	Project Number	PIN	STIP ID	Imp Type	Total Project Length	Environmental Type	RW Required	Begin Termini	End Termini	Total Est. Cost of Project	STIP Amend. No.
17			LYN-50	01	0.200	DCE	Yes	Alderwood Mall Boulevard	194th Street SW	16,150,000	

42nd Avenue W Improvements

The project will construct a new grid street, 42nd Avenue W, from Alderwood Mall Boulevard to 194th Street SW, within the Lynnwood Regional Growth Center. The project includes approximately 1,000 feet of new infrastructure providing multiple travel lanes, sidewalks, bicycle facilities, curb, gutter, landscaping, hardscaping, illumination, traffic signals, retaining walls and utility improvements.

Funding

Phase	Start Date	Federal Fund Code	Federal Funds		State Fund Code	State Funds	Local Funds	Total
			Federal Funds	State Funds				
PE	2019	STP(UL)	1,297,500			0	202,500	1,500,000
Project Totals			1,297,500			0	202,500	1,500,000

Expenditure Schedule

Phase	1st	2nd	3rd	4th	5th & 6th
ALL	0	0	1,500,000	0	0
Totals	0	0	1,500,000	0	0

Washington State S. T. I. P.

2017 to 2020

(Project Funds to Nearest Dollar)

MPO/RTPO: PSRC

Y Inside

N Outside

November 17, 2017

County: Snohomish

Agency: Lynnwood

Func Cls	Project Number	PIN	STIP ID	Imp Type	Total Project Length	Environmental Type	RW Required	Begin Termini	End Termini	Total Est. Cost of Project	STIP Amend. No.
00			LYN-40B	28	0.000	DCE	No	N/A	N/A	1,656,000	1701 AdMod

Interurban Trail Missing link

This project will construct the southerly of two missing link segments of the Interurban Trail. The southerly missing link begins at the existing trail crossing of 212th St. SW at 63rd Ave. W and ends at the existing northerly trail route. The project will provide non-motorized bicycle/pedestrian trail that is separated from traffic. PE for this project is being completed as part of LYN-40.

Funding

Phase	Start Date	Federal Fund Code	Federal Funds	State Fund Code	State Funds	Local Funds	Total
CN	2017	TAP(UL)	1,323,450		0	332,550	1,656,000
Project Totals			1,323,450		0	332,550	1,656,000

Expenditure Schedule

Phase	1st	2nd	3rd	4th	5th & 6th
ALL	1,656,000	0	0	0	0
Totals	1,656,000	0	0	0	0

	Federal Funds	State Funds	Local Funds	Total
Agency Totals for Lynnwood	5,620,950	15,270,000	7,535,050	28,426,000

Washington State S. T. I. P.

2017 to 2020

(Project Funds to Nearest Dollar)

MPO/RTPO: PSRC

Y Inside

N Outside

November 17, 2017

County: Snohomish

Agency: Marysville

Func Cls	Project Number	PIN	STIP ID	Imp Type	Total Project Length	Environmental Type	RW Required	Begin Termini	End Termini	Total Est. Cost of Project	STIP Amend. No.
17			MAR-24	28	0.680	CE	Yes	State Avenue	51st Ave NE	791,561	1705 AdMod

80th St NE

The project includes design and right-of-way only. The 80th St NE project will include the restriping of 80th St NE from State Ave to 47th Ave to remove parking and provide for bicycle lanes. The project will also include the construction of curb, gutter and sidewalk on the south side of 80th St NE from 47th Ave NE to 51st Ave NE. This section will also include a bicycle lane.

Funding

Phase	Start Date	Federal	Fund Code	Federal Funds		State Funds	Local Funds	Total
				Federal	State Fund Code			
PE	2019		CMAQ	76,341		0	11,915	88,256
RW	2020		CMAQ	196,117		0	30,608	226,725
Project Totals				272,458		0	42,523	314,981

Expenditure Schedule

Phase	1st	2nd	3rd	4th	5th & 6th
ALL	0	0	88,256	226,725	0
Totals	0	0	88,256	226,725	0

Washington State S. T. I. P.

2017 to 2020

(Project Funds to Nearest Dollar)

MPO/RTPO: PSRC

Y Inside

N Outside

November 17, 2017

County: Snohomish

Agency: Marysville

Func Cls	Project Number	PIN	STIP ID	Imp Type	Total Project Length	Environmental Type	RW Required	Begin Termini	End Termini	Total Est. Cost of Project	STIP Amend. No.
00	000S(452)		MAR-26	04	0.000	CE	Yes	N/A	N/A	428,700	1702 AdMod

Citywide Intersection Improvement Project

Improve signal operations at 7 intersections (flashing yellow arrow (FYA) left turn signal displays at 6 intersections and advanced vehicle detection at 1 intersection), increase visibility of traffic signal heads (reflective signal head backplates) at 2 intersections and upgrade railroad/traffic signal interconnect at four intersections.

Funding

Phase	Start Date	Federal Fund Code	Federal Funds		State Fund Code	State Funds	Local Funds	Total
			Federal	Fund Code				
RW	2017					0	2,000	2,000
CN	2017	HSIP				375,000	0	375,000
Project Totals						375,000	2,000	377,000

Expenditure Schedule

Phase	1st	2nd	3rd	4th	5th & 6th
ALL	377,000	0	0	0	0
Totals	377,000	0	0	0	0

Washington State S. T. I. P.

2017 to 2020

(Project Funds to Nearest Dollar)

MPO/RTPO: PSRC

Y Inside

N Outside

November 17, 2017

County: Snohomish

Agency: Marysville

Func Cls	Project Number	PIN	STIP ID	Imp Type	Total Project Length	Environmental Type	RW Required	Begin Termini	End Termini	Total Est. Cost of Project	STIP Amend. No.
14	2691(005)		MAR-21	21	1.250	CE	Yes	1st St. NE	80th St. NE	1,395,000	1701 AdMod

State Ave. - 1st St. to 80th St. NE

The project will improve traffic signal time and phasing, improve visibility of traffic signal heads, and improve crosswalks. The project will replace the entire signal at the intersection of State Avenue and 80th St NE.

Funding

Phase	Start Date	Federal Fund Code	Federal Funds		State Fund Code	State Funds	Local Funds	Total
			Federal	Funds				
RW	2017	HSIP		280,000		0	0	280,000
CN	2018	HSIP		925,000		0	0	925,000
Project Totals				1,205,000		0	0	1,205,000

Expenditure Schedule

Phase	1st	2nd	3rd	4th	5th & 6th
ALL	280,000	925,000	0	0	0
Totals	280,000	925,000	0	0	0

Washington State S. T. I. P.

2017 to 2020

(Project Funds to Nearest Dollar)

MPO/RTPO: PSRC

Y Inside

N Outside

November 17, 2017

County: Snohomish

Agency: Marysville

Func Cls	Project Number	PIN	STIP ID	Imp Type	Total Project Length	Environmental Type	RW Required	Begin Termini	End Termini	Total Est. Cost of Project	STIP Amend. No.
16			MAR-25	05	0.720	CE	No	40th St NE	29th PI NE	650,595	1705 AdMod

Sunnyside Overlay

The Sunnyside Overlay project will include pavement repair, grind and overlay on Sunnyside Blvd from 40th St NE to south of 29th PI NE. The project will include necessary ADA upgrades and pavement markings.

Funding

Phase	Start Date	Federal Fund Code	Federal Funds		State Fund Code	State Funds	Local Funds	Total
			Federal	Funds				
PE	2018			0		0	23,900	23,900
CN	2019	STP(US)		497,381		0	129,314	626,695
Project Totals				497,381		0	153,214	650,595

Expenditure Schedule

Phase	1st	2nd	3rd	4th	5th & 6th
ALL	0	23,900	626,695	0	0
Totals	0	23,900	626,695	0	0

Agency Totals for Marysville	Federal Funds		State Funds	Local Funds	Total
	Federal	Funds			
		2,349,839	0	197,737	2,547,576

Washington State S. T. I. P.

2017 to 2020

(Project Funds to Nearest Dollar)

MPO/RTPO: PSRC

Y Inside

N Outside

November 17, 2017

County: Snohomish

Agency: Mill Creek

Func Cls	Project Number	PIN	STIP ID	Imp Type	Total Project Length	Environmental Type	RW Required	Begin Termini	End Termini	Total Est. Cost of Project	STIP Amend. No.
16			MC-8	06	0.200	CE	No	144th Street SE	141st Street SE	5,900,000	

35th Avenue SE Reconstruction

Reconstruct approximately 1000 feet of roadway, including bike lanes and sidewalks, on a pin-pile supported concrete slab to elevate the traveled way above the 100-year flood level.

Funding

Phase	Start Date	Federal	Fund Code	Federal Funds	State Fund Code	State Funds	Local Funds	Total
CN	2018			0	CWA	4,000,000	1,500,000	5,500,000
Project Totals				0		4,000,000	1,500,000	5,500,000

Expenditure Schedule

Phase	1st	2nd	3rd	4th	5th & 6th
ALL	0	5,500,000	0	0	0
Totals	0	5,500,000	0	0	0

Washington State S. T. I. P.

2017 to 2020

(Project Funds to Nearest Dollar)

MPO/RTPO: PSRC

Y Inside

N Outside

November 17, 2017

County: Snohomish

Agency: Mill Creek

Func Cls	Project Number	PIN	STIP ID	Imp Type	Total Project Length	Environmental Type	RW Required	Begin Termini	End Termini	Total Est. Cost of Project	STIP Amend. No.
16			MC-9	05	1.350	CE	No	Village Green Drive	35th Avenue SE	1,750,000	1705 AdMod

Seattle Hill Road Preservation

Full width grind and overlay with HMA on a 7,100 foot long, 3-lane arterial with bike lanes, replace median curbs, upgrade all sidewalk ramps and bus stops to current ADA standards, upgrade two traffic signals and one rectangular rapid flash beacon to current accessible pedestrian signal standards.

Funding

Phase	Start Date	Federal Fund Code	Federal Funds	State Fund Code	State Funds	Local Funds	Total
PE	2018		0		0	250,000	250,000
CN	2019	STP(UL)	720,000		0	780,000	1,500,000
Project Totals			720,000		0	1,030,000	1,750,000

Expenditure Schedule

Phase	1st	2nd	3rd	4th	5th & 6th
ALL	0	250,000	1,500,000	0	0
Totals	0	250,000	1,500,000	0	0

	Federal Funds	State Funds	Local Funds	Total
Agency Totals for Mill Creek	720,000	4,000,000	2,530,000	7,250,000

Washington State S. T. I. P.

2017 to 2020

(Project Funds to Nearest Dollar)

MPO/RTPO: PSRC

Y Inside

N Outside

November 17, 2017

County: Snohomish

Agency: Monroe

Func Cls	Project Number	PIN	STIP ID	Imp Type	Total Project Length	Environmental Type	RW Required	Begin Termini	End Termini	Total Est. Cost of Project	STIP Amend. No.
17			MON-5	28	0.660	CE	Yes	Country Crescent	Brown Road	3,615,917	

Chain Lakes Road Phase 2a

Construct a shared pedestrian/bicycle path along the north/west side of Chain Lake Road from the end of the existing path to the City limits.

Funding

Phase	Start Date	Federal	Fund Code	Federal Funds		State Funds	Local Funds	Total
				Federal	State Fund Code			
PE	2018		CMAQ	94,802		0	115,198	210,000
RW	2018		CMAQ	488,725		0	104,525	593,250
CN	2020		CMAQ	1,515,692		0	1,296,975	2,812,667
Project Totals				2,099,219		0	1,516,698	3,615,917

Expenditure Schedule

Phase	1st	2nd	3rd	4th	5th & 6th
ALL	0	803,250	0	2,812,667	0
Totals	0	803,250	0	2,812,667	0

Washington State S. T. I. P.

2017 to 2020

(Project Funds to Nearest Dollar)

MPO/RTPO: PSRC

Y Inside

N Outside

November 17, 2017

County: Snohomish

Agency: Monroe

Func Cls	Project Number	PIN	STIP ID	Imp Type	Total Project Length	Environmental Type	RW Required	Begin Termini	End Termini	Total Est. Cost of Project	STIP Amend. No.
00			MON-8	28	0.230	CE	No	179th Ave SE	Cascade View Drive	365,650	

US Hwy 2 Non-motorized Shared-path

Design a non-motorized shared-use path along the north ROW of US Hwy 2 from 179th Ave to Cascade View Drive. This path will connect to the existing sidewalk near Cascade View Drive and provide pedestrian and bicycle facilities west along the Evergreen State Fairgrounds to 179th Ave.

Funding

Phase	Start Date	Federal Fund Code	Federal Funds	State Fund Code	State Funds	Local Funds	Total
PE	2020	CMAQ	90,250		0	14,200	104,450
Project Totals			90,250		0	14,200	104,450

Expenditure Schedule

Phase	1st	2nd	3rd	4th	5th & 6th
ALL	0	0	0	104,450	0
Totals	0	0	0	104,450	0

	Federal Funds	State Funds	Local Funds	Total
Agency Totals for Monroe	2,189,469	0	1,530,898	3,720,367

Washington State S. T. I. P.

2017 to 2020

(Project Funds to Nearest Dollar)

MPO/RTPO: PSRC

Y Inside

N Outside

November 17, 2017

County: Snohomish

Agency: Mountlake Terrace

Func Cls	Project Number	PIN	STIP ID	Imp Type	Total Project Length	Environmental Type	RW Required	Begin Termini	End Termini	Total Est. Cost of Project	STIP Amend. No.
16	2519(003)		MOU-23	06	1.000	CE	Yes	236th St SW at Transit Center	56th Ave W/230th St SW	18,025,169	1701 AdMod

'Main Street' Reconstruction

This project includes improvements to 56th Ave W (236th to 230th) and 236th St SW (Transit Center to 56th). It will reconstruct existing roadways to allow two travel lanes, bike lanes, and curbside parking. Other work includes: replace curb and gutter, construct sidewalks with tree wells, LED pedestrian and street lighting, upgrade storm drainage, upgrade curb ramps to current ADA guidelines, and modify/upgrade traffic signals including installation of optical fiber and connection to the City of Lynnwood's Traffic Control Center. The current construction funding is for Phase I of the project. Phase I of the project will reconstruct 236th St SW from the Transit Center through the intersection at 56th Ave W, allowing two travel lanes, a center turn lane, and bike lanes. Phase II includes improvements to 56th Ave W from 236th Street SW to 230th Street SW. Phase I is expected to begin construction in 2017 and be complete in 2018. Phase II is expected to begin construction in 2019.

Funding

Phase	Start Date	Federal Fund Code	Federal Funds	State Fund Code	State Funds	Local Funds	Total
CN	2017	STP(UL)	4,059,840	OTHER	3,300,000	367,992	7,727,832
Project Totals			4,059,840		3,300,000	367,992	7,727,832

Expenditure Schedule

Phase	1st	2nd	3rd	4th	5th & 6th
ALL	7,727,832	0	0	0	0
Totals	7,727,832	0	0	0	0

Washington State S. T. I. P.

2017 to 2020

(Project Funds to Nearest Dollar)

MPO/RTPO: PSRC

Y Inside

N Outside

November 17, 2017

County: Snohomish

Agency: Mountlake Terrace

Func Cls	Project Number	PIN	STIP ID	Imp Type	Total Project Length	Environmental Type	RW Required	Begin Termini	End Termini	Total Est. Cost of Project	STIP Amend. No.
16			MOU-27	21	0.000	DCE	No	N/A	N/A	520,624	

2015 Citywide Safety Improvements

Improve safety at signalized intersections by adding Accessible Pedestrian Signals (APS) and modifying curb ramps to meet current ADA guidelines. Improve visibility of crosswalk signs at marked crosswalks at uncontrolled intersections and at mid-block crosswalks. Remove unwarranted crosswalk signs.

Funding

Phase	Start Date	Federal Fund Code	Federal Funds		State Fund Code	State Funds	Local Funds	Total
			Federal Funds	State Funds				
CN	2017	HSIP	427,449			0	4,803	432,252
Project Totals			427,449			0	4,803	432,252

Expenditure Schedule

Phase	1st	2nd	3rd	4th	5th & 6th
ALL	432,252	0	0	0	0
Totals	432,252	0	0	0	0

Washington State S. T. I. P.

2017 to 2020

(Project Funds to Nearest Dollar)

MPO/RTPO: PSRC

Y Inside

N Outside

November 17, 2017

County: Snohomish

Agency: Mountlake Terrace

Func Cls	Project Number	PIN	STIP ID	Imp Type	Total Project Length	Environmental Type	RW Required	Begin Termini	End Termini	Total Est. Cost of Project	STIP Amend. No.
16			MOU-28	24	1.000	CE	Yes	76th Ave W	NB I-5 Ramps	725,750	17-02

220th St SW Adaptive Signal System

Improve traffic signal operations by installing an adaptive traffic signal system along the 220th Street SW corridor from 76th Ave W to the northbound I-5 ramps and connecting it to the City of Lynnwood's adaptive traffic system and traffic control center.

Funding

Phase	Start Date	Federal	Fund Code	Federal Funds		State Fund Code	State Funds	Local Funds	Total
PE	2017		HSIP		84,600		0	9,400	94,000
RW	2017		HSIP		2,160		0	240	2,400
CN	2018		HSIP		566,415		0	62,935	629,350
Project Totals					653,175		0	72,575	725,750

Expenditure Schedule

Phase	1st	2nd	3rd	4th	5th & 6th
ALL	96,400	629,350	0	0	0
Totals	96,400	629,350	0	0	0

	Federal Funds	State Funds	Local Funds	Total
Agency Totals for Mountlake Terrace	5,140,464	3,300,000	445,370	8,885,834

Washington State S. T. I. P.

2017 to 2020

(Project Funds to Nearest Dollar)

MPO/RTPO: PSRC

Y Inside

N Outside

November 17, 2017

County: King

Agency: Muckleshoot Tribe

Func Cls	Project Number	PIN	STIP ID	Imp Type	Total Project Length	Environmental Type	RW Required	Begin Termini	End Termini	Total Est. Cost of Project	STIP Amend. No.
00			MUC-3	23	0.000	CE	No	N/A	N/A	242,824	

Muckleshoot Public Transit

Purchase four buses to support the creation of a new public transit program for the residents of the Muckleshoot Indian Reservation; this tribally-operated transit service will reflect the characteristics, needs and resources of the reservation, the surrounding service communities, and South King County. We will be providing a fixed route service which is characterized by a defined route with a set schedule. We will also be providing a demand-response service which provides transit on an 'as needed' basis, with widely varied routes and times based on local requests. Demand-response vehicles do not follow a fixed route, but may have a defined service area. Last but not least, we will be providing a deviated fixed route service this service type has an established route, but allows drivers the flexibility to provide door-to-door service within a reasonable range, at their discretion.

Funding

Phase	Start Date	Federal Funds		State Fund Code	State Funds	Local Funds	Total	
		Federal	Fund Code					
CN	2017		5309(Bus)		194,262	0	48,562	242,824
		Project Totals			194,262	0	48,562	242,824

Expenditure Schedule

Phase	1st	2nd	3rd	4th	5th & 6th
ALL	242,824	0	0	0	0
Totals	242,824	0	0	0	0

Agency Totals for Muckleshoot Tribe	Federal Funds		State Funds	Local Funds	Total	
	Federal	Fund Code				
			194,262	0	48,562	242,824

Washington State S. T. I. P.

2017 to 2020

(Project Funds to Nearest Dollar)

MPO/RTPO: PSRC

Y Inside

N Outside

November 17, 2017

County: Snohomish

Agency: Mukilteo

Func Cls	Project Number	PIN	STIP ID	Imp Type	Total Project Length	Environmental Type	RW Required	Begin Termini	End Termini	Total Est. Cost of Project	STIP Amend. No.
17			MUK-6	05	0.000	CE	No	SR 525 & 88th St W	Terminus of 88th Street	513,201	1705 AdMod

88th Street SW Road Pavement Preservation

Pavement repair and an overlay of HMA, and retrofitting of existing curb ramps as well as construction of new curb ramps. The project limits of the 88th Street overlay is from the intersection of SR 525 and 88th Street west .55 miles to the terminus of 88th Street.

Funding

Phase	Start Date	Federal Fund Code	Federal Funds		State Fund Code	State Funds	Local Funds	Total
			Federal	Funds				
PE	2018	STP(UL)		55,709		0	8,694	64,403
CN	2019	STP(UL)		388,210		0	60,588	448,798
Project Totals				443,919		0	69,282	513,201

Expenditure Schedule

Phase	1st	2nd	3rd	4th	5th & 6th
ALL	0	64,403	448,798	0	0
Totals	0	64,403	448,798	0	0

Washington State S. T. I. P.

2017 to 2020

(Project Funds to Nearest Dollar)

MPO/RTPO: PSRC

Y Inside

N Outside

November 17, 2017

County: Snohomish

Agency: Mukilteo

Func Cls	Project Number	PIN	STIP ID	Imp Type	Total Project Length	Environmental Type	RW Required	Begin Termini	End Termini	Total Est. Cost of Project	STIP Amend. No.
17	CNWA (009)		MUK-7	01	1.600	CE	Yes	Harbour Point Boulevard	Beverly Park Road	19,519,612	1710 AdMod

Harbour Reach Drive Extension

Extension of Harbour Reach Drive from Harbour Pointe Boulevard to Beverly Park Road, including two travel lanes, bicycle lanes, curb/gutter and sidewalk.

Funding

Phase	Start Date	Federal Funds		State Funds		Local Funds	Total	
		Federal	Fund Code	State Fund Code	State Funds			
PE	2017			0	CWA	1,122,650	1,000,000	2,122,650
RW	2017			0	CWA	453,000	0	453,000
CN	2018			0	CWA	8,524,350	3,419,612	11,943,962
CN	2019			0	CWA	5,000,000	0	5,000,000
Project Totals				0		15,100,000	4,419,612	19,519,612

Expenditure Schedule

Phase	1st	2nd	3rd	4th	5th & 6th
ALL	2,575,650	11,943,962	5,000,000	0	0
Totals	2,575,650	11,943,962	5,000,000	0	0

Washington State S. T. I. P.

2017 to 2020

(Project Funds to Nearest Dollar)

MPO/RTPO: PSRC

Y Inside

N Outside

November 17, 2017

County: Snohomish

Agency: Mukilteo

Func Cls	Project Number	PIN	STIP ID	Imp Type	Total Project Length	Environmental Type	RW Required	Begin Termini	End Termini	Total Est. Cost of Project	STIP Amend. No.
12	0526(010)		MUK-4	28	1.330	DCE	Yes	84th Street & SR 526	Airport Road & 29th Avenue W	4,258,744	1705 AdMod

SR 526 Pedestrian and Bike Access Design (44th Ave W/84th St. SW - Airport Rd/29th Ave)

Design and construct a shared-use bicycle pedestrian pathway from 84th Street and SR 526 in Mukilteo to Airport Road and 29th Avenue W in Everett.

Funding

Phase	Start Date	Federal Fund Code	Federal Funds		State Fund Code	State Funds	Local Funds	Total
			Federal	Fund Code				
RW	2019	CMAQ	60,000			0	9,364	69,364
Project Totals			60,000			0	9,364	69,364

Expenditure Schedule

Phase	1st	2nd	3rd	4th	5th & 6th
ALL	0	0	69,364	0	0
Totals	0	0	69,364	0	0

Federal Funds		State Funds	Local Funds	Total
Agency Totals for Mukilteo		15,100,000	4,498,258	20,102,177

Washington State S. T. I. P.

2017 to 2020

(Project Funds to Nearest Dollar)

MPO/RTPO: PSRC

Y Inside

N Outside

November 17, 2017

County: King

Agency: North Bend

Func Cls	Project Number	PIN	STIP ID	Imp Type	Total Project Length	Environmental Type	RW Required	Begin Termini	End Termini	Total Est. Cost of Project	STIP Amend. No.
16			NB-7	44	0.110	CE	No	Bendigo Blvd North (SR 202)	Ballarat Avenue North	1,793,037	1701 AdMod

Downtown Plaza

The work includes raising the intersection of E North Bend Way and Main Ave N, enlarging bulbouts, removing left-turn lanes on Main, unique concrete surface treatments in the intersection area, above ground urban design features such as decorative bollards, bronze inlaid lettering, decorative tree grates and trench drains, replacement of all sidewalks from the east side of Bendigo Blvd N to the west side of Ballarat Ave N, replacement of street trees including irrigation, full ADA compliance, replacement of water main and services within the intersection area, stormwater infrastructure improvements, new decorative roadway luminaires at the intersection, a joint utility trench for relocation of communication and power facilities including a new street power distribution network for street tree lighting and festival power hookups, potential undergrounding of existing overhead utilities if funds permit, pavement markings, and other work as required to complete the project.

Funding

Phase	Start Date	Federal Fund Code	Federal Funds	State Fund Code	State Funds	Local Funds	Total
CN	2017	STP(US)	1,367,369		0	213,404	1,580,773
Project Totals			1,367,369		0	213,404	1,580,773

Expenditure Schedule

Phase	1st	2nd	3rd	4th	5th & 6th
ALL	1,580,773	0	0	0	0
Totals	1,580,773	0	0	0	0

Washington State S. T. I. P.

2017 to 2020

(Project Funds to Nearest Dollar)

MPO/RTPO: PSRC

Y Inside

N Outside

November 17, 2017

County: King

Agency: North Bend

Func Cls	Project Number	PIN	STIP ID	Imp Type	Total Project Length	Environmental Type	RW Required	Begin Termini	End Termini	Total Est. Cost of Project	STIP Amend. No.
06	17A1(002)		NB-6	04	0.100	DCE	Yes	North Bend Way and Park Street	North Bend Way and Park Street	2,270,000	1710 AdMod

E North Bend Way/Downing Ave/E Park St Roundabout

This project will provide a single-lane roundabout at the intersection of E. North Bend Way and E. Park St. The roundabout will feature a landscaped center island, planted/hardscaped splitter islands, a new illumination system, and stormwater improvements. The project will also provide a shared use sidewalk and trail connections for pedestrians and bikes, ADA compliant access, and minor parking and driveway reconfigurations. Additional work includes irrigation of planted areas, planting of street trees, replacement of watermain, permanent signing, and potentially undergrounding of existing overhead utilities.

Funding

Phase	Start Date	Federal	Fund Code	Federal Funds	State Fund Code	State Funds	Local Funds	Total
CN	2019		STP(US)	1,000,000		0	1,000,000	2,000,000
Project Totals				1,000,000		0	1,000,000	2,000,000

Expenditure Schedule

Phase	1st	2nd	3rd	4th	5th & 6th
ALL	0	0	2,000,000	0	0
Totals	0	0	2,000,000	0	0

	Federal Funds	State Funds	Local Funds	Total
Agency Totals for North Bend	2,367,369	0	1,213,404	3,580,773

Washington State S. T. I. P.

2017 to 2020

(Project Funds to Nearest Dollar)

MPO/RTPO: PSRC

Y Inside

N Outside

November 17, 2017

County:

Agency: Northshore Senior Center

Func Cls	Project Number	PIN	STIP ID	Imp Type	Total Project Length	Environmental Type	RW Required	Begin Termini	End Termini	Total Est. Cost of Project	STIP Amend. No.
00			NSC-4	23	0.000	DCE	No	N/A	N/A	201,700	17-03

Sustain Inter-County Special Needs Transportation 17-19.

Northshore Senior Center Transportation serves seniors and persons with disabilities in Bothell, Kenmore, Woodinville, and unincorporated King and Snohomish Counties. Including Bellevue, Kirkland, Redmond, Lake Forest Park, Shoreline, Brier and Maltby. NSCT provides a vital link to services for older adults and persons with disabilities who might otherwise remain homebound and isolated. NSCT provides trips for adult day health clients attending the Northshore Adult Day Center. Service is also provided to the Northshore Senior Center, local medical appointments, and essential shopping. Through its contract with Hopelink, NSCT provides service to Medicaid clients in King and Snohomish Counties. This project is a continuation of the PSRC Coordinated Transit-Human Services Plan. NSCT will utilize funding from this project to maintain our service to seniors and persons with disabilities in the communities we serve.

Funding

Phase	Start Date	Federal Fund Code	Federal Funds		State Fund Code	State Funds	Local Funds	Total
			Federal Funds	State Funds				
CN	2017	5310	100,850			0	100,850	201,700
Project Totals			100,850			0	100,850	201,700

Expenditure Schedule

Phase	1st	2nd	3rd	4th	5th & 6th
ALL	201,700	0	0	0	0
Totals	201,700	0	0	0	0

Agency Totals for Northshore Senior Center	Federal Funds		State Funds	Local Funds	Total
	Federal Funds	State Funds			
	100,850	0	0	100,850	201,700

Washington State S. T. I. P.

2017 to 2020

(Project Funds to Nearest Dollar)

MPO/RTPO: PSRC

Y Inside

N Outside

November 17, 2017

County: Pierce

Agency: Orting

Func Cls	Project Number	PIN	STIP ID	Imp Type	Total Project Length	Environmental Type	RW Required	Begin Termini	End Termini	Total Est. Cost of Project	STIP Amend. No.
06			ORT-4	01	0.500	DCE	Yes	N/A	N/A	5,900,000	17-06

Whitehawk Boulevard Extension

This project will construct a new connector roadway, extending Whitehawk Boulevard NW. The roadway includes the extension of Whitehawk Boulevard NW from the intersection of Whitehawk Blvd NW and Orting Avenue NW to the intersection of Calistoga Street W and Kansas Street SW. The new roadway will consist of a single, asphalt-paved travel lane in each directions with dedicated turning lanes at each end of the roadway extension. A center median will be provided along portions of the roadway extension. Curb and gutter, planter strips, and either sidewalk or trail will be provided along the length of the roadway. A signal will be installed at the intersection of SR 162 and Whitehawk Boulevard NW. Bike and pedestrian facilities will be determined through design process.

Funding

Phase	Start Date	Federal Fund Code	Federal Funds	State Fund Code	State Funds	Local Funds	Total
PE	2019	STP(US)	346,000		0	54,000	400,000
Project Totals			346,000		0	54,000	400,000

Expenditure Schedule

Phase	1st	2nd	3rd	4th	5th & 6th
ALL	0	0	400,000	0	0
Totals	0	0	400,000	0	0

	Federal Funds	State Funds	Local Funds	Total
Agency Totals for Orting	346,000	0	54,000	400,000

Washington State S. T. I. P.

2017 to 2020

(Project Funds to Nearest Dollar)

MPO/RTPO: PSRC

Y Inside

N Outside

November 17, 2017

County: King

Agency: Pacific

Func Cls	Project Number	PIN	STIP ID	Imp Type	Total Project Length	Environmental Type	RW Required	Begin Termini	End Termini	Total Est. Cost of Project	STIP Amend. No.
16	1047(005)		PAC-7	04	0.800	EA	Yes	1st Avenue West	King/Pierce County Line	3,075,343	1709 AdMod

West Valley Highway Reconstruction

Reconstruct West Valley Highway between the Pacific southerly City Limits and the City northerly limits. The section of the road from 3rd Avenue SW to the southerly City line will be widened to two 14-foot through lanes, two 5-foot wide bike lanes, a 5-foot wide sidewalk (east), storm drainage conveyance, water quantity and water quality facilities, landscaped areas, illumination and associated utility extensions. Low Impact Development (LID) design techniques including permeable concrete for the walk, and other LID techniques are proposed for the project as appropriate. The project will provide a new full pavement section in the areas where pavement failure is evident and an asphalt overlay of all other areas of the project.

Funding

Phase	Start Date	Federal Fund Code	Federal Funds	State Fund Code	State Funds	Local Funds	Total
RW	2019	STP(UL)	630,000		0	215,000	845,000
Project Totals			630,000		0	215,000	845,000

Expenditure Schedule

Phase	1st	2nd	3rd	4th	5th & 6th
ALL	0	0	845,000	0	0
Totals	0	0	845,000	0	0

Agency Totals for Pacific	Federal Funds	State Funds	Local Funds	Total
	630,000	0	215,000	845,000

Washington State S. T. I. P.

2017 to 2020

(Project Funds to Nearest Dollar)

MPO/RTPO: PSRC

Y Inside

N Outside

November 17, 2017

County: Pierce

Agency: Pierce Co.

Func Cls	Project Number	PIN	STIP ID	Imp Type	Total Project Length	Environmental Type	RW Required	Begin Termini	End Termini	Total Est. Cost of Project	STIP Amend. No.
14			PCO-166	05	0.300	DCE	No	18 Avenue East	23 Avenue East	909,500	17-09

112 Street East

Mill the existing pavement to a depth that allows for a 2-inch overlay of new asphalt material. The full width of the roadway, 4-thru lanes and one two-way-left-turn lane, will be milled and overlaid. Compliance with the Americans with Disabilities Act (ADA). will be achieved by installing new sidewalk ramps and replacing non-standard existing sidewalk ramps. The vehicle detection system for the existing traffic signal at 18 Ave E will be replaced from an (in asphalt) induction loop system to a video detection system. The Portland Ave E intersection, MP 5.14 to MP 5.18 is excluded from the project limits as it was overlaid recently as part of the Portland Ave corridor asphalt preservation project.

Funding

Phase	Start Date	Federal	Fund Code	Federal Funds		State Funds	Local Funds	Total
				Federal	State Fund Code			
PE	2018		NHPP	87,750		0	24,750	112,500
CN	2019		NHPP	621,750		0	175,250	797,000
Project Totals				709,500		0	200,000	909,500

Expenditure Schedule

Phase	1st	2nd	3rd	4th	5th & 6th
ALL	0	112,500	797,000	0	0
Totals	0	112,500	797,000	0	0

Washington State S. T. I. P.

2017 to 2020

(Project Funds to Nearest Dollar)

MPO/RTPO: PSRC

Y Inside

N Outside

November 17, 2017

County: Pierce

Agency: Pierce Co.

Func Cls	Project Number	PIN	STIP ID	Imp Type	Total Project Length	Environmental Type	RW Required	Begin Termini	End Termini	Total Est. Cost of Project	STIP Amend. No.
14	2890(004)	N/A	PCO-156	04	0.000	DCE	Yes	38th Avenue East	38th Avenue East	855,100	

38 Av E / 152 St E - Intersection

Install a new traffic signal.

Funding

Phase	Start Date	Federal	Fund Code	Federal Funds		State Funds	Local Funds	Total
				Federal Funds	State Fund Code			
RW	2018		HSIP	90,000		0	10,000	100,000
CN	2018		HSIP	539,010		0	59,890	598,900
Project Totals				629,010		0	69,890	698,900

Expenditure Schedule

Phase	1st	2nd	3rd	4th	5th & 6th
ALL	0	698,900	0	0	0
Totals	0	698,900	0	0	0

Washington State S. T. I. P.

2017 to 2020

(Project Funds to Nearest Dollar)

MPO/RTPO: PSRC

Y Inside

N Outside

November 17, 2017

County: Pierce

Agency: Pierce Co.

Func Cls	Project Number	PIN	STIP ID	Imp Type	Total Project Length	Environmental Type	RW Required	Begin Termini	End Termini	Total Est. Cost of Project	STIP Amend. No.
07	D277(001)		PCO-149	11	0.050	DCE	Yes	260 Street East	276 Street East	3,008,352	1703 AdMod

BR#28183-A/8 Av E - at North Fork Muck Creek mp 5.63

The existing bridge will be replaced with a single span precast concrete girder bridge structure, 100 feet long by 36 feet wide.

Funding

Phase	Start Date	Federal	Fund Code	Federal Funds	State Fund Code	State Funds	Local Funds	Total
RW	2017		STP(BR)	72,258		0	50,000	122,258
CN	2017		STP(BR)	1,910,042		0	477,510	2,387,552
Project Totals				1,982,300		0	527,510	2,509,810

Expenditure Schedule

Phase	1st	2nd	3rd	4th	5th & 6th
ALL	2,509,810	0	0	0	0
Totals	2,509,810	0	0	0	0

Washington State S. T. I. P.

2017 to 2020

(Project Funds to Nearest Dollar)

MPO/RTPO: PSRC

Y Inside

N Outside

November 17, 2017

County: Pierce

Agency: Pierce Co.

Func Cls	Project Number	PIN	STIP ID	Imp Type	Total Project Length	Environmental Type	RW Required	Begin Termini	End Termini	Total Est. Cost of Project	STIP Amend. No.
14	2890(005)		PCO-158	21	0.000	DCE	No	at Bresemann Blvd S	at Bresemann Blvd S	229,000	

Bresemann Blvd S / Military Rd S - Intersection

Install illumination, ADA ramps, median refuge island, and rectangular rapid flash beacons.

Funding

Phase	Start Date	Federal	Fund Code	Federal Funds		State Fund Code	State Funds	Local Funds	Total
CN	2017		HSIP	163,440			0	18,160	181,600
Project Totals				163,440			0	18,160	181,600

Expenditure Schedule

Phase	1st	2nd	3rd	4th	5th & 6th
ALL	181,600	0	0	0	0
Totals	181,600	0	0	0	0

Washington State S. T. I. P.

2017 to 2020

(Project Funds to Nearest Dollar)

MPO/RTPO: PSRC

Y Inside

N Outside

November 17, 2017

County: Pierce

Agency: Pierce Co.

Func Cls	Project Number	PIN	STIP ID	Imp Type	Total Project Length	Environmental Type	RW Required	Begin Termini	End Termini	Total Est. Cost of Project	STIP Amend. No.
14	3170(006)		PCO-151	03	0.670	CE	Yes	84th Street East	72nd Street East	11,903,000	

Canyon Road East - 400 feet north of 84 Street East to 72 Street East

The proposed project is to widen the existing roadway to a five-lane roadway consisting of four through lanes and a two-way-left-turn lane. Both sides of the road will include paved shoulders, concrete curb and gutters, and concrete sidewalk. The project also improves the intersection of Canyon Road East and 72nd Street East which includes the reconstruction of the existing traffic signal system.

Funding

Phase	Start Date	Federal Fund Code	Federal Funds		Local Funds	Total
			State Fund Code	State Funds		
PE	2017			0	22,110	22,110
RW	2017			0	4,278,000	4,278,000
Project Totals				0	4,300,110	4,300,110

Expenditure Schedule

Phase	1st	2nd	3rd	4th	5th & 6th
ALL	4,300,110	0	0	0	0
Totals	4,300,110	0	0	0	0

Washington State S. T. I. P.

2017 to 2020

(Project Funds to Nearest Dollar)

MPO/RTPO: PSRC

Y Inside

N Outside

November 17, 2017

County: Pierce

Agency: Pierce Co.

Func Cls	Project Number	PIN	STIP ID	Imp Type	Total Project Length	Environmental Type	RW Required	Begin Termini	End Termini	Total Est. Cost of Project	STIP Amend. No.
14	3170(004)		PCO-70A	01	0.700	DCE	Yes	1,500 ft S/O Pioneer Way East	52nd St E/62nd Ave E	73,387,000	

Canyon Road East Northerly Extension

The project proposes to construct a new roadway by extending Canyon Road East from approximately 1,500 feet south of the Canyon Rd E/Pioneer Wy E intersection to the vicinity of the existing 52nd St E/62nd Ave E intersection. The improvements will include a new grade separation structure over the existing BNSF mainline tracks, a new traffic signal at Canyon Rd E/Pioneer Wy E intersection, stream relocation, and storm drainage conveyance and treatment. The project cross section of the roadway and grade separation structure will include four lanes with paved shoulders (both sides), and concrete sidewalk with concrete curb and gutter (both sides). Additional turn lanes will be provided at intersections where warranted.

Funding

Phase	Start Date	Federal Fund Code	Federal Funds		State Fund Code	State Funds	Local Funds	Total
			Federal	State				
RW	2017		0			0	5,344,000	5,344,000
Project Totals			0			0	5,344,000	5,344,000

Expenditure Schedule

Phase	1st	2nd	3rd	4th	5th & 6th
ALL	5,344,000	0	0	0	0
Totals	5,344,000	0	0	0	0

Washington State S. T. I. P.

2017 to 2020

(Project Funds to Nearest Dollar)

MPO/RTPO: PSRC

Y Inside

N Outside

November 17, 2017

County: Pierce

Agency: Pierce Co.

Func Cls	Project Number	PIN	STIP ID	Imp Type	Total Project Length	Environmental Type	RW Required	Begin Termini	End Termini	Total Est. Cost of Project	STIP Amend. No.
14	3170(003)		PCO-70	01	1.600	DCE	Yes	W/O 52nd St E/61st Av E Int	48th St E/70th Av E Int	87,605,000	

Canyon Road Northerly Extension

Prepare design toward construction of an extension of Canyon Road East from 52nd Street East to 70th Avenue East. Work includes a new 4-to-5 lane limited access arterial with paved shoulders and/or sidewalks, a new intersection with SR-167 at River Road, and a new bridge over the Puyallup River to replace the existing 66th Avenue Bridge. The limited access will include driveway access (es) only to exiting properties/structures that will be affected by the new roadway alignment and related improvements, thus maintaining the existing land use characteristics of the area. This project is part of a larger, overall Canyon Road Extension project from Pioneer Way to 70th Ave E.

Funding

Phase	Start Date	Federal Funds		State Fund Code	State Funds	Local Funds	Total
		Federal	Fund Code				
PE	2017				0	2,789,000	2,789,000
RW	2017				0	6,148,000	6,148,000
Project Totals					0	8,937,000	8,937,000

Expenditure Schedule

Phase	1st	2nd	3rd	4th	5th & 6th
ALL	8,937,000	0	0	0	0
Totals	8,937,000	0	0	0	0

Washington State S. T. I. P.

2017 to 2020

(Project Funds to Nearest Dollar)

MPO/RTPO: PSRC

Y Inside

N Outside

November 17, 2017

County: Pierce

Agency: Pierce Co.

Func Cls	Project Number	PIN	STIP ID	Imp Type	Total Project Length	Environmental Type	RW Required	Begin Termini	End Termini	Total Est. Cost of Project	STIP Amend. No.
07			PCO-141	06	6.130	CE	No	SR 410	Crystal Mountain Ski Area	13,603,200	

Crystal Mountain Boulevard East (SR 410 to Crystal Mountain Ski Area)

The project proposes to rehabilitate the existing roadway, stabilize the existing shoulders, and overlay the entire section of Crystal Mountain Boulevard from MP 0.00 (SR-410) to MP 6.13 (Crystal Mountain Ski & Summer Resort). The final roadway width is anticipated to be 24 feet (asphalt), with existing gravel shoulder configuration. Three major culverts in Silver Creek are proposed to be replaced with water crossing structures that comply with current regulatory and design requirements. Cross-drains are proposed be left in place and/or reconditioned if feasible. Minor roadway alignment shifts are anticipated where existing turnouts would allow the roadway to shift further away from open rock slopes. Additional rock fall protection is proposed for improved maintenance. Guardrail is proposed to be replaced throughout the project at existing locations.

Funding

Phase	Start Date	Federal Fund Code	Federal Funds		State Fund Code	State Funds	Local Funds	Total
CN	2017	Discretionary	7,753,200		CRAB	3,890,861	0	11,644,061
Project Totals			7,753,200			3,890,861	0	11,644,061

Expenditure Schedule

Phase	1st	2nd	3rd	4th	5th & 6th
ALL	11,644,061	0	0	0	0
Totals	11,644,061	0	0	0	0

Washington State S. T. I. P.

2017 to 2020

(Project Funds to Nearest Dollar)

MPO/RTPO: PSRC

Y Inside

N Outside

November 17, 2017

County: Pierce

Agency: Pierce Co.

Func Cls	Project Number	PIN	STIP ID	Imp Type	Total Project Length	Environmental Type	RW Required	Begin Termini	End Termini	Total Est. Cost of Project	STIP Amend. No.
14			PCO-161	05	0.900	CE	No	0.1 miles east of Wollochet Dr	38th Av NW	723,300	1705 AdMod

Fillmore Drive NW / 56th Street NW

The scope is resurfacing and restoring approximately 0.9 miles of deteriorated roadway pavement on Fillmore Drive NW /56th Street NW from 0.1 miles east of Wollochet Drive NW to 38th Avenue NW. The scope includes pre-leveling where needed and adding an asphalt overlay of the travel lanes and the existing shoulders.

Funding

Phase	Start Date	Federal	Fund Code	Federal Funds		State Funds	Local Funds	Total
				Federal Funds	State Fund Code			
PE	2019		STP(UL)	95,150		0	14,850	110,000
CN	2020		STP(UL)	530,500		0	82,800	613,300
Project Totals				625,650		0	97,650	723,300

Expenditure Schedule

Phase	1st	2nd	3rd	4th	5th & 6th
ALL	0	0	110,000	613,300	0
Totals	0	0	110,000	613,300	0

Washington State S. T. I. P.

2017 to 2020

(Project Funds to Nearest Dollar)

MPO/RTPO: PSRC

Y Inside

N Outside

November 17, 2017

County: Pierce

Agency: Pierce Co.

Func Cls	Project Number	PIN	STIP ID	Imp Type	Total Project Length	Environmental Type	RW Required	Begin Termini	End Termini	Total Est. Cost of Project	STIP Amend. No.
06			PCO-160	05	3.400	CE	No	Orville Road East	246th Street East	2,709,800	

Orting Kapowsin Highway East

The scope is resurfacing and restoring approximately 3.4 miles of deteriorated roadway pavement on Orting Kapowsin Highway East from Orville Road East to 246th Street East. The scope includes pre-leveling where needed and adding an asphalt overlay. This project also includes the replacement of an existing box culvert with a new longer three-sided box culvert at the same location to address a shoulder drop-off at an unnamed stream, located approximately 420 feet south of 252nd Street East.

Funding

Phase	Start Date	Federal Fund Code	Federal Funds		State Fund Code	State Funds	Local Funds	Total
			Federal	Fund Code				
PE	2018	STP(R)		420,900		0	65,700	486,600
CN	2020	STP(R)		1,749,100		0	474,100	2,223,200
Project Totals				2,170,000		0	539,800	2,709,800

Expenditure Schedule

Phase	1st	2nd	3rd	4th	5th & 6th
ALL	0	486,600	0	2,223,200	0
Totals	0	486,600	0	2,223,200	0

Washington State S. T. I. P.

2017 to 2020

(Project Funds to Nearest Dollar)

MPO/RTPO: PSRC

Y Inside

N Outside

November 17, 2017

County: Pierce

Agency: Pierce Co.

Func Cls	Project Number	PIN	STIP ID	Imp Type	Total Project Length	Environmental Type	RW Required	Begin Termini	End Termini	Total Est. Cost of Project	STIP Amend. No.
00			PCO-145	44	0.000	CE	No	N/A	N/A	288,303	

Pierce County Community Connections One Call/One Click

Pierce County Community Connections is the lead agency for the Pierce County Coordinated Transportation Coalition; United Way /South Sound 211 is a partner, funded through SAFETEA-LU as the Transportation Resource Center. The Veterans Transportation and Community Living Initiative (VTCLI) funds will be used to expand the local 211 transportation Center to a One Call/One Click Center. This proposal is for capital funds to purchase a telephone system, software, and mobile data computers for vehicles

Funding

Phase	Start Date	Federal Fund Code	Federal Funds	State Fund Code	State Funds	Local Funds	Total
CN	2017	5309(Bus)	211,921		0	76,382	288,303
Project Totals			211,921		0	76,382	288,303

Expenditure Schedule

Phase	1st	2nd	3rd	4th	5th & 6th
ALL	288,303	0	0	0	0
Totals	288,303	0	0	0	0

Washington State S. T. I. P.

2017 to 2020

(Project Funds to Nearest Dollar)

MPO/RTPO: PSRC

Y Inside

N Outside

November 17, 2017

County: Pierce

Agency: Pierce Co.

Func Cls	Project Number	PIN	STIP ID	Imp Type	Total Project Length	Environmental Type	RW Required	Begin Termini	End Termini	Total Est. Cost of Project	STIP Amend. No.
14			PCO-164	21	0.000	DCE	No	B Street East	675 feet east of Gem Heights D	229,400	17-02

Road Safety - 176th Street East Signals

Improve visibility at selected signalized intersections on the 176th Street East corridor by installing signal head back plates with a yellow retroreflective tape, and flashing yellow arrow signal hardware and phasing at the intersections currently operating without these improvements in place. The project will also install an accessible pedestrian signals/countdown pedestrian head combination at one intersection on this corridor.

Funding

Phase	Start Date	Federal Fund Code	Federal Funds		State Fund Code	State Funds	Local Funds	Total
			Federal	Fund Code				
PE	2017	HSIP	37,800			0	4,200	42,000
CN	2017	HSIP	168,660			0	18,740	187,400
Project Totals			206,460			0	22,940	229,400

Expenditure Schedule

Phase	1st	2nd	3rd	4th	5th & 6th
ALL	229,400	0	0	0	0
Totals	229,400	0	0	0	0

Washington State S. T. I. P.

2017 to 2020

(Project Funds to Nearest Dollar)

MPO/RTPO: PSRC

Y Inside

N Outside

November 17, 2017

County: Pierce

Agency: Pierce Co.

Func Cls	Project Number	PIN	STIP ID	Imp Type	Total Project Length	Environmental Type	RW Required	Begin Termini	End Termini	Total Est. Cost of Project	STIP Amend. No.
14			PCO-165	21	0.000	DCE	No	200th Street East	104th Street East	440,100	17-02

Road Safety - Canyon Road East Signals

Improve visibility at selected signalized intersections on the Canyon Road East corridor by installing signal head back plates with a yellow retroreflective tape, and pole mounted signal heads at the intersections currently operating without these improvements in place.

Funding

Phase	Start Date	Federal	Fund Code	Federal Funds		State Fund Code	State Funds	Local Funds	Total
PE	2017		HSIP	70,470			0	7,830	78,300
CN	2017		HSIP	325,620			0	36,180	361,800
Project Totals				396,090			0	44,010	440,100

Expenditure Schedule

Phase	1st	2nd	3rd	4th	5th & 6th
ALL	440,100	0	0	0	0
Totals	440,100	0	0	0	0

Washington State S. T. I. P.

2017 to 2020

(Project Funds to Nearest Dollar)

MPO/RTPO: PSRC

Y Inside

N Outside

November 17, 2017

County: Pierce

Agency: Pierce Co.

Func Cls	Project Number	PIN	STIP ID	Imp Type	Total Project Length	Environmental Type	RW Required	Begin Termini	End Termini	Total Est. Cost of Project	STIP Amend. No.
14			PCO-163	21	0.000	DCE	No	N/A	N/A	191,200	17-02

Road Safety - Spanaway Loop Road South/Steele Street South/ Wollochet Drive Northwest

Improve visibility at selected signalized intersections on both the Wollochet Drive Northwest and the Spanaway Loop Road South / Steele Street South corridors by installing signal head back plates with a yellow retro-reflective tape at selected intersections currently operating without these improvements in place.

Funding

Phase	Start Date	Federal	Fund Code	Federal Funds		State Funds	Local Funds	Total
				State Fund Code	State Funds			
PE	2017		HSIP		31,860	0	3,540	35,400
CN	2017		HSIP		140,220	0	15,580	155,800
Project Totals					172,080	0	19,120	191,200

Expenditure Schedule

Phase	1st	2nd	3rd	4th	5th & 6th
ALL	191,200	0	0	0	0
Totals	191,200	0	0	0	0

Washington State S. T. I. P.

2017 to 2020

(Project Funds to Nearest Dollar)

MPO/RTPO: PSRC

Y Inside

N Outside

November 17, 2017

County: Pierce

Agency: Pierce Co.

Func Cls	Project Number	PIN	STIP ID	Imp Type	Total Project Length	Environmental Type	RW Required	Begin Termini	End Termini	Total Est. Cost of Project	STIP Amend. No.
16			PCO-162	21	0.000	DCE	No	Multiple	Multiple	1,172,300	17-01

Road Safety Program - High Friction Surface Treatment

1. Spanaway Loop Rd S near 166 St S - Apply a high friction surface treatment for a portion of the curve and for NB and SB through lanes only. 2. 9 St E east of 190 Ave E - Apply a high friction surface treatment for a portion of the curve in both directions. Center line rumble strips will also be added. 3. 12 St E/210 Ave E curve - Apply a high friction surface treatment for a portion of the curve and in one direction, northbound to westbound. 4. 110 Ave E/122 St E curve - Apply a high friction surface treatment for a portion of the curve and in both directions. Center line rumble strips will also be added. 5. Orting Kapowsin Hwy E in the vicinity of 152 Ave E - Apply a high friction surface treatment to three (3) spot locations within the 's' curve.

Funding

Phase	Start Date	Federal	Fund Code	Federal Funds		State Fund Code	State Funds	Local Funds	Total
PE	2017		HSIP		153,270		0	17,030	170,300
CN	2017		HSIP		901,800		0	100,200	1,002,000
Project Totals					1,055,070		0	117,230	1,172,300

Expenditure Schedule

Phase	1st	2nd	3rd	4th	5th & 6th
ALL	1,172,300	0	0	0	0
Totals	1,172,300	0	0	0	0

Washington State S. T. I. P.

2017 to 2020

(Project Funds to Nearest Dollar)

MPO/RTPO: PSRC

Y Inside

N Outside

November 17, 2017

County: Pierce

Agency: Pierce Co.

Func Cls	Project Number	PIN	STIP ID	Imp Type	Total Project Length	Environmental Type	RW Required	Begin Termini	End Termini	Total Est. Cost of Project	STIP Amend. No.
00	2027(062)		PCO-120	26	0.000	CE	No	N/A	N/A	4,163,800	1701 AdMod

Steilacoom Ferry Landing Loading/Unloading Slip

This project will replace the existing wing walls and dolphins that comprise the vessel idling location for the ferry system's second vessel. Will replace the existing pedestrian gangway with a level gangway allowing for improved maintenance access.

Funding

Phase	Start Date	Federal Fund Code	Federal Funds		State Fund Code	State Funds	Local Funds	Total
			Federal	Funds				
CN	2017	Discretionary - FBD		1,760,200		0	886,800	2,647,000
CN	2017	STP(UL)		950,000		0	148,800	1,098,800
Project Totals				2,710,200		0	1,035,600	3,745,800

Expenditure Schedule

Phase	1st	2nd	3rd	4th	5th & 6th
ALL	3,745,800	0	0	0	0
Totals	3,745,800	0	0	0	0

Washington State S. T. I. P.

2017 to 2020

(Project Funds to Nearest Dollar)

MPO/RTPO: PSRC

Y Inside

N Outside

November 17, 2017

County: Pierce

Agency: Pierce Co.

Func Cls	Project Number	PIN	STIP ID	Imp Type	Total Project Length	Environmental Type	RW Required	Begin Termini	End Termini	Total Est. Cost of Project	STIP Amend. No.
00			PCO-159	24	0.000	CE	No	N/A	N/A	900,500	1701 AdMod

Transportation Options: Building Connections

Continue to implement the existing countywide TDM strategies that target the use of transit, ridesharing, and non-motorized transportation. This includes marketing materials, community events, incentive programs, employer programs, social media, bike maps, bike month, carpool/vanpool ridematching support, and other TDM strategies.

Funding

Phase	Start Date	Federal Fund Code	Federal Funds	State Fund Code	State Funds	Local Funds	Total
PE	2017	CMAQ	778,500		0	122,000	900,500
Project Totals			778,500		0	122,000	900,500

Expenditure Schedule

Phase	1st	2nd	3rd	4th	5th & 6th
ALL	900,500	0	0	0	0
Totals	900,500	0	0	0	0

	Federal Funds	State Funds	Local Funds	Total
Agency Totals for Pierce Co.	19,563,421	3,890,861	21,471,402	44,925,684

Washington State S. T. I. P.

2017 to 2020

(Project Funds to Nearest Dollar)

MPO/RTPO: PSRC

Y Inside

N Outside

November 17, 2017

County: Pierce

Agency: Pierce County
Community Connections

Func Cls	Project Number	PIN	STIP ID	Imp Type	Total Project Length	Environmental Type	RW Required	Begin Termini	End Termini	Total Est. Cost of Project	STIP Amend. No.
00			PCCC-4	23	0.000	CE	No	N/A	N/A	1,404,100	

Beyond the Borders 15-17

This project continues the operation of Beyond the Borders demand-response and deviated fixed route transportation services for special needs riders in east and south Pierce County. Eligible riders are transported to services, employment and connections to other transportation providers such as Pierce and Sound Transit.

Funding

Phase	Start Date	Federal Fund Code	Federal Funds		State Fund Code	State Funds	Local Funds	Total
			Federal	Fund Code				
CN	2017	5310		345,168		0	300,000	645,168
CN	2017	DEMO		62,500		0	0	62,500
Project Totals				407,668		0	300,000	707,668

Expenditure Schedule

Phase	1st	2nd	3rd	4th	5th & 6th
ALL	707,668	0	0	0	0
Totals	707,668	0	0	0	0

Washington State S. T. I. P.

2017 to 2020

(Project Funds to Nearest Dollar)

MPO/RTPO: PSRC

Y Inside

N Outside

November 17, 2017

County: Pierce

Agency: Pierce County
Community Connections

Func Cls	Project Number	PIN	STIP ID	Imp Type	Total Project Length	Environmental Type	RW Required	Begin Termini	End Termini	Total Est. Cost of Project	STIP Amend. No.
00			PCCC-6	23	0.000	CE	No	N/A	N/A	1,391,600	17-05

Beyond the Borders 17-19

Beyond the Borders (BTB) provides fully accessible transportation to special needs riders who live in or travel to locations in east and south Pierce County outside the Pierce Transit service area. Special needs riders include seniors, low income, disabled and youth 12-17. Service is provided via two methods: deviated fixed routes and demand response rides. The goal is to connect riders in small and rural communities, who have limited to no transportation options, with transportation to urban destinations.

Funding

Phase	Start Date	Federal	Fund Code	Federal Funds		State Fund Code	State Funds	Local Funds	Total
CN	2017		5310	989,262		WSDOT	52,338	0	1,041,600
CN	2017		Discretionary	50,000			0	300,000	350,000
Project Totals				1,039,262			52,338	300,000	1,391,600

Expenditure Schedule

Phase	1st	2nd	3rd	4th	5th & 6th
ALL	1,391,600	0	0	0	0
Totals	1,391,600	0	0	0	0

Washington State S. T. I. P.

2017 to 2020

(Project Funds to Nearest Dollar)

MPO/RTPO: PSRC

Y Inside

N Outside

November 17, 2017

County: Pierce

Agency: Pierce County
Community Connections

Func Cls	Project Number	PIN	STIP ID	Imp Type	Total Project Length	Environmental Type	RW Required	Begin Termini	End Termini	Total Est. Cost of Project	STIP Amend. No.
00			PCCC-5	23	0.000	CE	No	N/A	N/A	218,442	17-05

Mobility Management Pierce County

To fund staffing of the Pierce County Coordinated Transportation Coalition (PCCTC), which facilitates the coordination and implementation of transportation solutions for riders who experience transportation challenges in Pierce County. The PCCTC oversees the strategic goals outlined in the local PCCTC 2015-2020 Coordinated Transit-Human Services Transportation Plan. The Coalition provides education about transportation options through outreach and facilitates coordination with community partners.

Funding

Phase	Start Date	Federal Fund Code	Federal Funds	State Fund Code	State Funds	Local Funds	Total
CN	2017	5310	174,754	OTHER	28,000	15,688	218,442
Project Totals			174,754		28,000	15,688	218,442

Expenditure Schedule

Phase	1st	2nd	3rd	4th	5th & 6th
ALL	218,442	0	0	0	0
Totals	218,442	0	0	0	0

	Federal Funds	State Funds	Local Funds	Total
Agency Totals for Pierce County Community Connections	1,621,684	80,338	615,688	2,317,710

Washington State S. T. I. P.

2017 to 2020

(Project Funds to Nearest Dollar)

MPO/RTPO: PSRC

Y Inside

N Outside

November 17, 2017

County: Pierce

Agency: Pierce Transit

Func Cls	Project Number	PIN	STIP ID	Imp Type	Total Project Length	Environmental Type	RW Required	Begin Termini	End Termini	Total Est. Cost of Project	STIP Amend. No.
00			PT-156	23	0.000	CE	No	N/A	N/A	11,369,514	17-09

ADA Service

This is a TIP bucket project that contains Peirce Transit's FTA-funded complementary ADA service for persons with disabilities as provided for in the Americans with Disabilities Act. The amount of federal funding available each year is applied to the Pierce Transit's contracted provider agreement and provides for approximately 46,032 hours of service annually. The project consists of FTA funds already expended or scheduled to be expended over the span of FFY's 2013-2017.

Funding

Phase	Start Date	Federal	Fund Code	Federal Funds		State Funds	Local Funds	Total
				Federal Funds	State Fund Code			
CN	2017		5307	968,157		0	532,536	1,500,693
CN	2018		5307	724,690		0	181,172	905,862
CN	2019		5307	724,689		0	181,172	905,861
Project Totals				2,417,536		0	894,880	3,312,416

Expenditure Schedule

Phase	1st	2nd	3rd	4th	5th & 6th
ALL	1,500,693	905,862	905,861	0	0
Totals	1,500,693	905,862	905,861	0	0

Washington State S. T. I. P.

2017 to 2020

(Project Funds to Nearest Dollar)

MPO/RTPO: PSRC

Y Inside

N Outside

November 17, 2017

County: Pierce

Agency: Pierce Transit

Func Cls	Project Number	PIN	STIP ID	Imp Type	Total Project Length	Environmental Type	RW Required	Begin Termini	End Termini	Total Est. Cost of Project	STIP Amend. No.
00			PT-164	23	0.000	CE	No	N/A	N/A	47,308,942	17-09

Clean Fuels Bus Replacement/Expansion 2017-2020

This project funds the procurement of expansion and replacement CNG, hybrid diesel-electric, or electric buses for Pierce Transit. Replacement buses are those that are at or beyond retirement age. The current amount programmed will be used to purchase approximately 68 buses. The project consists of FTA funds already expended or scheduled to be expended over the span of FFYs 2017-2020.

Funding

Phase	Start Date	Federal	Fund Code	Federal Funds		State Funds	Local Funds	Total
				Fund Code	State Fund Code			
CN	2017		5307			0	7,246,878	14,438,389
CN	2017		5339(c)			0	0	2,550,788
CN	2018		5307			0	2,260,394	8,782,595
CN	2018		5337			0	0	50,986
CN	2018		5339			0	0	671,586
CN	2018		CMAQ			0	0	1,796,800
CN	2019		5307			0	1,811,194	8,333,397
CN	2019		5337			0	0	50,986
CN	2019		5339			0	0	671,586
CN	2020		5307			0	1,992,366	9,239,257
CN	2020		5337			0	0	50,986
CN	2020		5339			0	0	671,586
Project Totals						0	13,310,832	47,308,942

Washington State S. T. I. P.

2017 to 2020

(Project Funds to Nearest Dollar)

MPO/RTPO: PSRC

Y Inside

N Outside

November 17, 2017

County: Pierce

Agency: Pierce Transit

Expenditure Schedule

Phase	1st	2nd	3rd	4th	5th & 6th
ALL	16,989,177	11,301,967	9,055,969	9,961,829	0
Totals	16,989,177	11,301,967	9,055,969	9,961,829	0

Washington State S. T. I. P.

2017 to 2020

(Project Funds to Nearest Dollar)

MPO/RTPO: PSRC

Y Inside

N Outside

November 17, 2017

County: Pierce

Agency: Pierce Transit

Func Cls	Project Number	PIN	STIP ID	Imp Type	Total Project Length	Environmental Type	RW Required	Begin Termini	End Termini	Total Est. Cost of Project	STIP Amend. No.
00			PT-167	23	0.000	CE	No	N/A	N/A	2,077,368	17-03

Collision Avoidance & Mitigation

This demonstration project provides funds to equip 169 buses with collision avoidance warning systems (CAWS) and 60 buses with automated emergency braking (AEB). A full year of testing, data collection, analysis and evaluation during an estimated 4.4 million miles of revenues service will be conducted.

Funding

Phase	Start Date	Federal Fund Code	Federal Funds		State Funds	Local Funds	Total
			Federal Funds	State Fund Code			
CN	2017		0		0	412,474	412,474
CN	2017	Discretionary	1,664,894		0	0	1,664,894
Project Totals			1,664,894		0	412,474	2,077,368

Expenditure Schedule

Phase	1st	2nd	3rd	4th	5th & 6th
ALL	2,077,368	0	0	0	0
Totals	2,077,368	0	0	0	0

Washington State S. T. I. P.

2017 to 2020

(Project Funds to Nearest Dollar)

MPO/RTPO: PSRC

Y Inside

N Outside

November 17, 2017

County: Pierce

Agency: Pierce Transit

Func Cls	Project Number	PIN	STIP ID	Imp Type	Total Project Length	Environmental Type	RW Required	Begin Termini	End Termini	Total Est. Cost of Project	STIP Amend. No.
14			PT-168	24	0.000	CE	No	S. 176th Street	Puyallup Avenue	4,500,000	17-06

Corridor Improvements for Transit Speed & Reliability

The Pacific Avenue S/State Route 7 corridor experiences high levels of traffic congestion which reduces service reliability and increases travel time. This project will identify and prioritize investments to improve transit performance and service quality along Pacific Avenue S/State Route 7 (Downtown Tacoma to Spanaway). It seeks to implement a package of transit preferential treatments in both corridors. Transit preferential treatments may include: Modifications to existing transit signal priority (TSP) installations; Traffic signal re-timing, traffic signal modification and signal synchronization; Queue jumps; Designation of bus or HOV lanes; Upgraded bus stop amenities and improved bus stop spacing.

Funding

Phase	Start Date	Federal Fund Code	Federal Funds		State Fund Code	State Funds	Local Funds	Total
			Federal	State				
PE	2019	5307	1,440,000			0	360,000	1,800,000
Project Totals			1,440,000			0	360,000	1,800,000

Expenditure Schedule

Phase	1st	2nd	3rd	4th	5th & 6th
ALL	0	0	1,800,000	0	0
Totals	0	0	1,800,000	0	0

Washington State S. T. I. P.

2017 to 2020

(Project Funds to Nearest Dollar)

MPO/RTPO: PSRC

Y Inside

N Outside

November 17, 2017

County: Pierce

Agency: Pierce Transit

Func Cls	Project Number	PIN	STIP ID	Imp Type	Total Project Length	Environmental Type	RW Required	Begin Termini	End Termini	Total Est. Cost of Project	STIP Amend. No.
00			PT-166	23	0.000	CE	No	N/A	N/A	257,403	17-01

Limited Access Connections

This project funds a demonstration project to study first/last mile solutions through a partnership with a transportation networking company (TNC) in a number of situations where it is not cost-effective or practical to use fixed-route buses as a solution without first measuring potential ridership and service value.

Funding

Phase	Start Date	Federal Fund Code	Federal Funds		State Fund Code	State Funds	Local Funds	Total
			Federal Funds	State Funds				
CN	2017	Discretionary	205,922			0	51,481	257,403
Project Totals			205,922			0	51,481	257,403

Expenditure Schedule

Phase	1st	2nd	3rd	4th	5th & 6th
ALL	257,403	0	0	0	0
Totals	257,403	0	0	0	0

Agency Totals for Pierce Transit	Federal Funds		State Funds	Local Funds	Total
	Federal Funds	State Funds			
	39,726,462	0	15,029,667	54,756,129	

Washington State S. T. I. P.

2017 to 2020

(Project Funds to Nearest Dollar)

MPO/RTPO: PSRC

Y Inside

N Outside

November 17, 2017

County:

Agency: Port of Everett

Func Cls	Project Number	PIN	STIP ID	Imp Type	Total Project Length	Environmental Type	RW Required	Begin Termini	End Termini	Total Est. Cost of Project	STIP Amend. No.
00			POE-3	44	0.000	EA	No	N/A	N/A	5,133,557	1705 AdMod

Port of Everett Diesel Emission Reduction

The project contains two related elements that allow the Port to connect its diesel mobile harbor cranes to electric power at two facilities and also provides the infrastructure for ships to use electric shore power rather than diesel generators while at berth. Pier 1 Crane Electrification -- Provide underground power lines, a substation, and switchgear to add two (2) new crane receptacles on the north side of Pier 1, in order to switch the cranes from diesel to electric power when loading and unloading cargo. South Terminal Shore Power -- Extend high voltage power systems into the Port's South Terminal to provide power and equipment, allowing shipping vessels to 'cold iron' while at berth, keeping them from idling on diesel fuel. New main underground power lines, substations, transformers, and electrical panels will be installed in the terminal. Other special equipment is needed dockside to allow high voltage cables to be extended and connected to the ships' power systems.

Funding

Phase	Start Date	Federal Fund Code	Federal Funds	State Fund Code	State Funds	Local Funds	Total
PE	2017		0		0	369,557	369,557
CN	2019	CMAQ	3,000,000		0	1,764,000	4,764,000
Project Totals			3,000,000		0	2,133,557	5,133,557

Expenditure Schedule

Phase	1st	2nd	3rd	4th	5th & 6th
ALL	369,557	0	4,764,000	0	0
Totals	369,557	0	4,764,000	0	0

Washington State S. T. I. P.

2017 to 2020

(Project Funds to Nearest Dollar)

MPO/RTPO: PSRC

Y Inside

N Outside

November 17, 2017

County:

Agency: Port of Everett

Func Cls	Project Number	PIN	STIP ID	Imp Type	Total Project Length	Environmental Type	RW Required	Begin Termini	End Termini	Total Est. Cost of Project	STIP Amend. No.
00			POE-4	44	0.000	CE	No	N/A	N/A	43,248,000	17-09

South Terminal Modernization Project Phase II

The Port of Everett Seaport is a Facility of Statewide Significance and is located on an Economic Waterway Corridor of the Washington State Freight Mobility Plan. This project will strengthen the remaining 560 feet of the South Terminal, install 700 feet of crane rail to support two 100-ft gauge gantry cranes, and construct a double rail siding to support cargo operations.

Funding

Phase	Start Date	Federal Fund Code	Federal Funds		State Fund Code	State Funds	Local Funds	Total
			Federal	Fund Code				
CN	2017	NHFP	1,812,200		OTHER	704,657	26,960,800	29,477,657
CN	2017	TIGER	10,000,000			0	0	10,000,000
Project Totals			11,812,200			704,657	26,960,800	39,477,657

Expenditure Schedule

Phase	1st	2nd	3rd	4th	5th & 6th
ALL	39,477,657	0	0	0	0
Totals	39,477,657	0	0	0	0

Agency Totals for Port of Everett	Federal Funds		State Funds	Local Funds	Total
	Federal	Fund Code			
	14,812,200		704,657	29,094,357	44,611,214

Washington State S. T. I. P.

2017 to 2020

(Project Funds to Nearest Dollar)

MPO/RTPO: PSRC

Y Inside

N Outside

November 17, 2017

County: King

Agency: Port of Seattle

Func Cls	Project Number	PIN	STIP ID	Imp Type	Total Project Length	Environmental Type	RW Required	Begin Termini	End Termini	Total Est. Cost of Project	STIP Amend. No.
16			PS-14	24	0.000	CE	Yes	N/A	N/A	660,000	1705 AdMod

NWSA Freight Advanced Traveler Information System (FRATIS)

The project will deploy the data collection, sharing and communications infrastructure and services for a Freight Advanced Traveler information System (FRATIS) for trucks moving cargo to Northwest Seaport Alliance (NWSA) container terminals in the Duwamish MIC. This Intelligent Transportation System (ITS) project is designed to enable the NWSA's Operations Service Center to measure truck traffic congestion on, at and near NWSA container terminals and reduce it by providing real-time truck wait and queuing information to the trucking community. This will enable drivers to make informed routing decisions. This project will expand a FHWA/WSDOT pilot-project currently underway at NWSA container terminals in both Seattle and Tacoma enabling NWSA to include the remaining terminals in Seattle.

Funding

Phase	Start Date	Federal Fund Code	Federal Funds		State Fund Code	State Funds	Local Funds	Total
PE	2017			0		0	50,000	50,000
RW	2017			0		0	10,000	10,000
CN	2019	CMAQ		519,000		0	81,000	600,000
Project Totals				519,000		0	141,000	660,000

Expenditure Schedule

Phase	1st	2nd	3rd	4th	5th & 6th
ALL	60,000	0	600,000	0	0
Totals	60,000	0	600,000	0	0

Agency Totals for Port of Seattle	Federal Funds		State Funds	Local Funds	Total
	519,000	0	0	141,000	660,000

Washington State S. T. I. P.

2017 to 2020

(Project Funds to Nearest Dollar)

MPO/RTPO: PSRC

Y Inside

N Outside

November 17, 2017

County: Kitsap

Agency: Port Orchard

Func Cls	Project Number	PIN	STIP ID	Imp Type	Total Project Length	Environmental Type	RW Required	Begin Termini	End Termini	Total Est. Cost of Project	STIP Amend. No.
00	0166(008)		PO-8	28	0.000	DCE	Yes	Sidney Avenue/Ferry Terminal	Annapolis Dock/Ferry Terminal	7,113,104	17-02

Bay Street Pedestrian Pathway

This project consists of engineering, right-of-way acquisition, (including relocation) and construction of a multi-modal (bike and pedestrian) pathway of approximately one (1) mile in length, located along the Bay Street waterfront and segregated into eleven (11) defined Segments. This multi-modal pathway will be completed in segments and will facilitate nonmotorized transportation between the downtown City Center/Kitsap Transit Foot Ferry Terminal at Sidney Avenue and the Annapolis Dock/Kitsap Foot Ferry Terminal. This project has been implemented in segments. The current programming completes the final segment.

Funding

Phase	Start Date	Federal Funds		State Funds		Local Funds	Total	
		Federal	Fund Code	State Fund Code	State Funds			
PE	2017			0	CWA	20,000	20,000	
CN	2017			0	CWA	480,000	530,000	
CN	2019			0	CWA	3,000,000	3,000,000	
Project Totals				0		3,500,000	50,000	3,550,000

Expenditure Schedule

Phase	1st	2nd	3rd	4th	5th & 6th
ALL	550,000	0	3,000,000	0	0
Totals	550,000	0	3,000,000	0	0

Washington State S. T. I. P.

2017 to 2020

(Project Funds to Nearest Dollar)

MPO/RTPO: PSRC

Y Inside

N Outside

November 17, 2017

County: Kitsap

Agency: Port Orchard

Func Cls	Project Number	PIN	STIP ID	Imp Type	Total Project Length	Environmental Type	RW Required	Begin Termini	End Termini	Total Est. Cost of Project	STIP Amend. No.
16	6610(004)		PO-6	03	0.630	DCE	Yes	SR 16	Port Orchard Boulevard	21,604,660	1709 AdMod

Tremont Street Widening (SR-16 to Port Orchard Boulevard)

Project constructed improvements include the addition of a travel in each direction (2 to 4 lanes), new bike lanes, planter strip and sidewalk; two new roundabouts replacing the existing traffic signals at the intersections of S Kitsap Blvd and Pottery Ave; landscaped median treatments; street lighting; midblock crossing with pedestrian activated flashers; storm drainage; waterline and sanitary sewer improvements; and Schedule 74 underground of franchised utilities.

Funding

Phase	Start Date	Federal Fund Code	Federal Funds		State Fund Code	State Funds	Local Funds	Total
			Federal	Fund Code				
CN	2017	STP(US)	1,680,447		TIB	2,000,000	14,319,553	18,000,000
Project Totals			1,680,447			2,000,000	14,319,553	18,000,000

Expenditure Schedule

Phase	1st	2nd	3rd	4th	5th & 6th
ALL	18,000,000	0	0	0	0
Totals	18,000,000	0	0	0	0

Federal Funds			State Funds	Local Funds	Total
Agency Totals for Port Orchard			5,500,000	14,369,553	21,550,000

Washington State S. T. I. P.

2017 to 2020

(Project Funds to Nearest Dollar)

MPO/RTPO: PSRC

Y Inside

N Outside

November 17, 2017

County: Kitsap

Agency: Poulsbo

Func Cls	Project Number	PIN	STIP ID	Imp Type	Total Project Length	Environmental Type	RW Required	Begin Termini	End Termini	Total Est. Cost of Project	STIP Amend. No.
16	6691(001)		PB-16	07	1.800	CE	Yes	Lincoln Road	SR 305	18,470,000	

Noll Road Corridor Improvements

The project will improve the Noll Road corridor in accordance with the Noll Road Corridor plan. The project will include roadway, sidewalk, bike lane and shared use path improvements in various configurations through the corridor per the corridor plan. The project will realign Noll Road from 1/4 mile south of Poulsbo Elementary school to SR305 (new roadway) along with culvert replacement at Bjorgen Creek. It will also include intersection improvements (roundabout or traffic signal) at the new intersection in the vicinity of Johnson Road and possible intersection traffic control at the Noll Road intersection. To the North, the project includes roadway improvements connecting Noll Road to Lincoln Road via Languanet/Maranatha roads. The current construction funding is for Phase I of this project, which spans from SR 305 to Storhoff Lane.

Funding

Phase	Start Date	Federal Fund Code	Federal Funds	State Fund Code	State Funds	Local Funds	Total
CN	2019	STP(US)	3,429,448		0	4,570,552	8,000,000
Project Totals			3,429,448		0	4,570,552	8,000,000

Expenditure Schedule

Phase	1st	2nd	3rd	4th	5th & 6th
ALL	0	0	8,000,000	0	0
Totals	0	0	8,000,000	0	0

Agency Totals for Poulsbo	Federal Funds	State Funds	Local Funds	Total
	3,429,448	0	4,570,552	8,000,000

Washington State S. T. I. P.

2017 to 2020

(Project Funds to Nearest Dollar)

MPO/RTPO: PSRC

Y Inside

N Outside

November 17, 2017

County:

Agency: PSRC

Func CIs	Project Number	PIN	STIP ID	Imp Type	Total Project Length	Environmental Type	RW Required	Begin Termini	End Termini	Total Est. Cost of Project	STIP Amend. No.
00			PSRC-21	18	0.000	CE	No	N/A	N/A	8,155,707	1705 AdMod

Regional Transportation Planning and Programming, FY19-21

Continue support for regional comprehensive planning and implementation programs addressing the federal, state and regional requirements for all transportation modes for tasks to be identified in the 2018-19, and 2020-21 PSRC Work Programs. This includes maintaining and refining aspects of the transportation plan, facilitating the achievement of the plan's strategic components and ensuring consistency with all local, regional and state policies and plans. This also includes tasks which complement and assist transit agencies in the region in advancing planning on transit-related topics at the regional scale which will be the focus of the 5307 funds in the project. In addition, data collection and analysis efforts necessary to support the plan and other regional transportation and growth management analysis activities will be included.

Funding

Phase	Start Date	Federal Fund Code	Federal Funds	State Fund Code	State Funds	Local Funds	Total
PE	2018	5307	1,250,000		0	312,500	1,562,500
PE	2018	STP(UL)	250,000		0	39,017	289,017
PE	2019	5307	1,250,000		0	312,500	1,562,500
PE	2019	STP(UL)	1,000,000		0	156,069	1,156,069
PE	2020	5307	1,250,000		0	312,500	1,562,500
PE	2020	STP(UL)	1,750,000		0	273,121	2,023,121
Project Totals			6,750,000		0	1,405,707	8,155,707

Expenditure Schedule

Phase	1st	2nd	3rd	4th	5th & 6th
ALL	0	1,851,517	2,718,569	3,585,621	0
Totals	0	1,851,517	2,718,569	3,585,621	0

Washington State S. T. I. P.

2017 to 2020

(Project Funds to Nearest Dollar)

MPO/RTPO: PSRC

Y Inside

N Outside

November 17, 2017

County:

Agency: PSRC

Func Cls	Project Number	PIN	STIP ID	Imp Type	Total Project Length	Environmental Type	RW Required	Begin Termini	End Termini	Total Est. Cost of Project	STIP Amend. No.
00			PSRC-19	18	0.000	CE	No	N/A	N/A	5,484,106	1701 AdMod

Regional Transportation Planning and Programming-2016-19

Continue support for regional comprehensive planning and implementation programs addressing the federal, state and regional requirements for all transportation modes for tasks to be identified in the 2016-17, and 2018-19 PSRC Work Programs. This includes maintaining and refining aspects of the transportation plan, facilitating the achievement of the plan's strategic component for system management, demand management, capacity enhancements, growth management, financial strategy, and ensuring consistency with countywide policies, local plans, and state transportation policies and plans. This also includes tasks which complement and assist transit agencies in the region in advancing planning on transit-related topics at the regional scale which will be the focus of the 5307 funds in the project. In addition, carry out data collection and analysis efforts necessary to support the plan and other regional transportation and growth management analysis activities to meet data needs.

Funding

Phase	Start Date	Federal Funds		State Fund Code	State Funds	Local Funds	Total	
		Federal	Fund Code					
PE	2017		5307		999,999	0	250,000	1,249,999
PE	2018		STP(UL)		500,000	0	78,035	578,035
Project Totals					1,499,999	0	328,035	1,828,034

Expenditure Schedule

Phase	1st	2nd	3rd	4th	5th & 6th
ALL	1,249,999	578,035	0	0	0
Totals	1,249,999	578,035	0	0	0

Washington State S. T. I. P.

2017 to 2020

(Project Funds to Nearest Dollar)

MPO/RTPO: PSRC

Y Inside

N Outside

November 17, 2017

County:

Agency: PSRC

Func Cls	Project Number	PIN	STIP ID	Imp Type	Total Project Length	Environmental Type	RW Required	Begin Termini	End Termini	Total Est. Cost of Project	STIP Amend. No.
00			PSRC-22	18	0.000	CE	No	N/A	N/A	200,000	17-07

Special Needs Transportation Program Administration 2016-2017

This project includes Apportionment Year 2016 and 2017 FTA Section 5310 program administration funds which are used by PSRC for administration, planning, and technical assistance for projects funded under this program. Program administration funds are used to update the regional Coordinated Transit-Human Services Transportation Plan, and to administer the fair and equitable distribution of FTA Section 5310 funds within the region.

Funding

Phase	Start Date	Federal Fund Code	Federal Funds	State Fund Code	State Funds	Local Funds	Total
PE	2017	5310	200,000		0	0	200,000
Project Totals			200,000		0	0	200,000

Expenditure Schedule

Phase	1st	2nd	3rd	4th	5th & 6th
ALL	200,000	0	0	0	0
Totals	200,000	0	0	0	0

	Federal Funds	State Funds	Local Funds	Total
Agency Totals for PSRC	8,449,999	0	1,733,742	10,183,741

Washington State S. T. I. P.

2017 to 2020

(Project Funds to Nearest Dollar)

MPO/RTPO: PSRC

Y Inside

N Outside

November 17, 2017

County: Pierce

Agency: Puyallup

Func Cls	Project Number	PIN	STIP ID	Imp Type	Total Project Length	Environmental Type	RW Required	Begin Termini	End Termini	Total Est. Cost of Project	STIP Amend. No.
14			PUY-25	24	0.000	CE	Yes	N/A	N/A	900,000	17-04

5th St SW/NW Adaptive Traffic Control

Design and construct signal Improvements for timing using adaptive technology, upgrade to 12-inch vehicle displays and add retro-reflective backplates to existing heads.

Funding

Phase	Start Date	Federal	Fund Code	Federal Funds		State Fund Code	State Funds	Local Funds	Total
PE	2017		HSIP	90,000			0	10,000	100,000
RW	2017		HSIP	67,500			0	7,500	75,000
CN	2017		HSIP	652,500			0	72,500	725,000
Project Totals				810,000			0	90,000	900,000

Expenditure Schedule

Phase	1st	2nd	3rd	4th	5th & 6th
ALL	900,000	0	0	0	0
Totals	900,000	0	0	0	0

Washington State S. T. I. P.

2017 to 2020

(Project Funds to Nearest Dollar)

MPO/RTPO: PSRC

Y Inside

N Outside

November 17, 2017

County: Pierce

Agency: Puyallup

Func Cls	Project Number	PIN	STIP ID	Imp Type	Total Project Length	Environmental Type	RW Required	Begin Termini	End Termini	Total Est. Cost of Project	STIP Amend. No.
17	3209(006)		PUY-15	11	0.000	DCE	Yes	800 blk 5th St NE	Benston Drive E	12,666,000	

Milwaukee Bridge Rehabilitation

Strengthen superstructure and portions of substructure, including seismic retrofit. Replace approach spans and existing barriers. The existing sidewalk on the west side will be replaced and will be 6 ft wide. Which side of the bridge on which the sidewalk will be located is currently being evaluated.

Funding

Phase	Start Date	Federal Funds		State Funds		Local Funds	Total	
		Federal	Fund Code	State Fund Code	State Funds			
PE	2017		STP(BR)	101,524	OTHER	346,000	167,000	614,524
RW	2017		STP(BR)	480,000	OTHER	120,000	0	600,000
CN	2017		STP(BR)	7,633,000	OTHER	534,000	1,499,000	9,666,000
Project Totals				8,214,524		1,000,000	1,666,000	10,880,524

Expenditure Schedule

Phase	1st	2nd	3rd	4th	5th & 6th
ALL	10,880,524	0	0	0	0
Totals	10,880,524	0	0	0	0

Washington State S. T. I. P.

2017 to 2020

(Project Funds to Nearest Dollar)

MPO/RTPO: PSRC

Y Inside

N Outside

November 17, 2017

County: Pierce

Agency: Puyallup

Func Cls	Project Number	PIN	STIP ID	Imp Type	Total Project Length	Environmental Type	RW Required	Begin Termini	End Termini	Total Est. Cost of Project	STIP Amend. No.
17			PUY-22	05	0.810	CE	No	North Meridian	Freeman Road	1,100,000	1705 AdMod

North Levee Road Overlay

The project will overlay approx. 21,936 SY of existing asphalt concrete pavement, replace pavement markings, install reinforcing pavement fabric for reflective crack reduction, and upgrade of existing substandard pedestrian access ramps within the project area to meet ADA requirements. The purpose of the project is to extend the life of the pavement and to thicken the pavement section so that it will be sufficient for the amount of heavy traffic that this road sees. North Levee Road is a parallel route to Valley Ave NW. The Project length is .8125 mile, (4,290 LF) Federal Route #3216, and the posted speed is 35 mph.

Funding

Phase	Start Date	Federal	Fund Code	Federal Funds	State Fund Code	State Funds	Local Funds	Total
PE	2018		STP(UL)	135,000		0	65,000	200,000
CN	2019		STP(UL)	615,000		0	285,000	900,000
Project Totals				750,000		0	350,000	1,100,000

Expenditure Schedule

Phase	1st	2nd	3rd	4th	5th & 6th
ALL	0	200,000	900,000	0	0
Totals	0	200,000	900,000	0	0

Washington State S. T. I. P.

2017 to 2020

(Project Funds to Nearest Dollar)

MPO/RTPO: PSRC

Y Inside

N Outside

November 17, 2017

County: Pierce

Agency: Puyallup

Func Cls	Project Number	PIN	STIP ID	Imp Type	Total Project Length	Environmental Type	RW Required	Begin Termini	End Termini	Total Est. Cost of Project	STIP Amend. No.
14	000S(423)		PUY-20	21	1.300	CE	Yes	N/A	N/A	1,716,000	

River Road & 9th Street SW Safety Improvements

Improve the signal phasing, timing, and visibility of traffic signal heads and implement adaptive signal control technology (ASCT) on River Road corridor between Meridian and 11th St NW and 9th St SW corridor between 31st and 39th Ave SW.

Funding

Phase	Start Date	Federal	Fund Code	Federal Funds	State Fund Code	State Funds	Local Funds	Total
RW	2017		HSIP	45,000		0	5,000	50,000
CN	2017		HSIP	1,464,000		0	2,000	1,466,000
Project Totals				1,509,000		0	7,000	1,516,000

Expenditure Schedule

Phase	1st	2nd	3rd	4th	5th & 6th
ALL	1,516,000	0	0	0	0
Totals	1,516,000	0	0	0	0

Washington State S. T. I. P.

2017 to 2020

(Project Funds to Nearest Dollar)

MPO/RTPO: PSRC

Y Inside

N Outside

November 17, 2017

County: Pierce

Agency: Puyallup

Func Cls	Project Number	PIN	STIP ID	Imp Type	Total Project Length	Environmental Type	RW Required	Begin Termini	End Termini	Total Est. Cost of Project	STIP Amend. No.
17			PUY-23	28	0.330	CE	No	31st Ave SE	Ferrucci Jr. High	383,835	1705 AdMod

Safe Routes to School - Wildwood Park Drive Sidewalk, 31st Ave SE to Ferrucci Jr. High

Wildwood Park Drive sidewalk link project will design and construct a pervious concrete sidewalk between 31st Avenue SE and Ferrucci Junior High School. A gap in the sidewalk network currently exists between these two landmarks. No sidewalk, curb, or other edge restraint exists on this 1,770-foot stretch of two-lane roadway which provides access to two public schools which jointly serve over 1,200 students. The project will close a gap in the sidewalk network and provide a safe walking route for children attending these two schools. Closing gaps in the city's sidewalk network is a priority in the city's comprehensive plan. The existing site condition includes a two-lane major collector with a 25 mph speed limit. The roadway does not have any edge restraints, sidewalks, or other designated area for pedestrians. The eastern unimproved shoulder area is separated from the northbound travel lane by roughly six inches of asphalt back of the fog line.

Funding

Phase	Start Date	Federal Fund Code	Federal Funds	State Fund Code	State Funds	Local Funds	Total
PE	2018		0		0	35,000	35,000
CN	2019	STP(UL)	301,740		0	47,092	348,832
Project Totals			301,740		0	82,092	383,832

Expenditure Schedule

Phase	1st	2nd	3rd	4th	5th & 6th
ALL	0	35,000	348,832	0	0
Totals	0	35,000	348,832	0	0

	Federal Funds	State Funds	Local Funds	Total
Agency Totals for Puyallup	11,585,264	1,000,000	2,195,092	14,780,356

Washington State S. T. I. P.

2017 to 2020

(Project Funds to Nearest Dollar)

MPO/RTPO: PSRC

Y Inside

N Outside

November 17, 2017

County: King

Agency: Redmond

Func Cls	Project Number	PIN	STIP ID	Imp Type	Total Project Length	Environmental Type	RW Required	Begin Termini	End Termini	Total Est. Cost of Project	STIP Amend. No.
19	1065(012)		RED-50	28	0.200	CE	No	75th Street	80th Street	630,000	

134th Avenue Safe Route

Install sidewalk where missing on 134th Avenue

Funding

Phase	Start Date	Federal	Fund Code	Federal Funds		State Fund Code	State Funds	Local Funds	Total
CN	2017		SRTS	350,000			0	155,000	505,000
Project Totals				350,000			0	155,000	505,000

Expenditure Schedule

Phase	1st	2nd	3rd	4th	5th & 6th
ALL	505,000	0	0	0	0
Totals	505,000	0	0	0	0

Washington State S. T. I. P.

2017 to 2020

(Project Funds to Nearest Dollar)

MPO/RTPO: PSRC

Y Inside

N Outside

November 17, 2017

County: King

Agency: Redmond

Func Cls	Project Number	PIN	STIP ID	Imp Type	Total Project Length	Environmental Type	RW Required	Begin Termini	End Termini	Total Est. Cost of Project	STIP Amend. No.
14	2075(009)		RED-46	05	0.500	CE	Yes	SR 520 pavement seat	NE 36th Street	1,350,000	

148th Avenue NE Preservation, SR 520 overpass to NE 36th Street

Conduct pavement analysis; construct pavement overlay, spot repairs, and other related work per pavement analysis from the north edge of the SR 520 overpass concrete bridge deck to NE 36th Street.

Funding

Phase	Start Date	Federal	Fund Code	Federal Funds	State Fund Code	State Funds	Local Funds	Total
CN	2017		STP(UL)	689,000		0	324,000	1,013,000
Project Totals				689,000		0	324,000	1,013,000

Expenditure Schedule

Phase	1st	2nd	3rd	4th	5th & 6th
ALL	1,013,000	0	0	0	0
Totals	1,013,000	0	0	0	0

Washington State S. T. I. P.

2017 to 2020

(Project Funds to Nearest Dollar)

MPO/RTPO: PSRC

Y Inside

N Outside

November 17, 2017

County: King

Agency: Redmond

Func Cls	Project Number	PIN	STIP ID	Imp Type	Total Project Length	Environmental Type	RW Required	Begin Termini	End Termini	Total Est. Cost of Project	STIP Amend. No.
16	2015(094)		RED-47	44	0.150	DCE	Yes	NE 24th Street	NE 26th Street	13,700,000	1705 AdMod

152nd Avenue Main Street

Implement 152nd Avenue Main Street from 24th Street to 26th Street (inclusive of intersections), with turn lanes where necessary, cycle track, and streetscape improvements.

Funding

Phase	Start Date	Federal Fund Code	Federal Funds		State Fund Code	State Funds	Local Funds	Total
			Federal	Funds				
RW	2019	STP(UL)		4,400,000		0	700,000	5,100,000
Project Totals				4,400,000		0	700,000	5,100,000

Expenditure Schedule

Phase	1st	2nd	3rd	4th	5th & 6th
ALL	0	0	5,100,000	0	0
Totals	0	0	5,100,000	0	0

Washington State S. T. I. P.

2017 to 2020

(Project Funds to Nearest Dollar)

MPO/RTPO: PSRC

Y Inside

N Outside

November 17, 2017

County: King

Agency: Redmond

Func Cls	Project Number	PIN	STIP ID	Imp Type	Total Project Length	Environmental Type	RW Required	Begin Termini	End Termini	Total Est. Cost of Project	STIP Amend. No.
17			RED-52	28	0.500	CE	No	156th Avenue NE	163rd Avenue NE	2,388,000	

40th Street Shared Use Path

Shared use path between 156th Avenue and 163rd Avenue on south side of 40th Street.

Funding

Phase	Start Date	Federal	Fund Code	Federal Funds		State Fund Code	State Funds	Local Funds	Total
PE	2020		CMAQ	206,500			0	100,000	306,500
Project Totals				206,500			0	100,000	306,500

Expenditure Schedule

Phase	1st	2nd	3rd	4th	5th & 6th
ALL	0	0	0	306,500	0
Totals	0	0	0	306,500	0

Washington State S. T. I. P.

2017 to 2020

(Project Funds to Nearest Dollar)

MPO/RTPO: PSRC

Y Inside

N Outside

November 17, 2017

County: King

Agency: Redmond

Func Cls	Project Number	PIN	STIP ID	Imp Type	Total Project Length	Environmental Type	RW Required	Begin Termini	End Termini	Total Est. Cost of Project	STIP Amend. No.
16	2096(001)		RED-48	05	0.500	CE	No	148th Avenue NE	156th Avenue NE	1,275,000	

NE 51st Street Preservation, 148th Avenue NE to 156th Avenue NE

Conduct pavement analysis; construct pavement overlay, spot repairs, and other related work per pavement analysis report.

Funding

Phase	Start Date	Federal	Fund Code	Federal Funds		State Fund Code	State Funds	Local Funds	Total
CN	2017		STP(UL)	600,000			0	420,000	1,020,000
Project Totals				600,000			0	420,000	1,020,000

Expenditure Schedule

Phase	1st	2nd	3rd	4th	5th & 6th
ALL	1,020,000	0	0	0	0
Totals	1,020,000	0	0	0	0

Washington State S. T. I. P.

2017 to 2020

(Project Funds to Nearest Dollar)

MPO/RTPO: PSRC

Y Inside

N Outside

November 17, 2017

County: King

Agency: Redmond

Func Cls	Project Number	PIN	STIP ID	Imp Type	Total Project Length	Environmental Type	RW Required	Begin Termini	End Termini	Total Est. Cost of Project	STIP Amend. No.
16	0202(057)		RED-51	28	300.000	CE	No	Existing sdwlk near 10700 blk	Existing sdwlk near 10800 blk	1,250,000	

Redmond Woodinville Rd Safe Route

Add sidewalk and bicycle lane to west side of Redmond Woodinville Road.

Funding

Phase	Start Date	Federal	Fund Code	Federal Funds	State Fund Code	State Funds	Local Funds	Total
CN	2017		SRTS	400,000		0	600,000	1,000,000
Project Totals				400,000		0	600,000	1,000,000

Expenditure Schedule

Phase	1st	2nd	3rd	4th	5th & 6th
ALL	1,000,000	0	0	0	0
Totals	1,000,000	0	0	0	0

	Federal Funds	State Funds	Local Funds	Total
Agency Totals for Redmond	6,645,500	0	2,299,000	8,944,500

Washington State S. T. I. P.

2017 to 2020

(Project Funds to Nearest Dollar)

MPO/RTPO: PSRC

Y Inside

N Outside

November 17, 2017

County: King

Agency: Renton

Func CIs	Project Number	PIN	STIP ID	Imp Type	Total Project Length	Environmental Type	RW Required	Begin Termini	End Termini	Total Est. Cost of Project	STIP Amend. No.
14	1070(008)		REN-32	28	1.300	CE	Yes	Rainier Ave N (N city limits)	Logan Ave N/Cedar River Trail	12,308,406	1705 AdMod

Lake Washington Loop Trail

The complete project will construct approximately 1.3 miles of pedestrian and bicycle facilities. Improvements include an approximately 12-foot wide combined pedestrian/bicycle path, along with a landscaped buffer separating the path from the travelled roadway, pedestrian ramps per current ADA standards, new pedestrian level lighting, signage and pavement markings. For the segment located along Airport Way, the facilities will include a bike track and separated sidewalk, which will involve removing one westbound lane of traffic on Airport Way to install the bike track. Construction of this project will be implemented in stages. The construction funding currently programmed will complete Phase 3, which runs along Airport Way from the Logan Ave N/Cedar River Trail junction to the Rainier Ave / Airport Way intersection.

Funding

Phase	Start Date	Federal Fund Code	Federal Funds	State Fund Code	State Funds	Local Funds	Total
CN	2020	STP(UL)	1,694,278		0	332,128	2,026,406
Project Totals			1,694,278		0	332,128	2,026,406

Expenditure Schedule

Phase	1st	2nd	3rd	4th	5th & 6th
ALL	0	0	0	2,026,406	0
Totals	0	0	0	2,026,406	0

Washington State S. T. I. P.

2017 to 2020

(Project Funds to Nearest Dollar)

MPO/RTPO: PSRC

Y Inside

N Outside

November 17, 2017

County: King

Agency: Renton

Func Cls	Project Number	PIN	STIP ID	Imp Type	Total Project Length	Environmental Type	RW Required	Begin Termini	End Termini	Total Est. Cost of Project	STIP Amend. No.
19	1070(010)		REN-37	14	0.000	CE	Yes	N/A	N/A	505,165	

N 27th Place Bridge Scour Repair

The project will provide scour mitigation for the N 27th PI Culvert.

Funding

Phase	Start Date	Federal	Fund Code	Federal Funds		State Fund Code	State Funds	Local Funds	Total
RW	2017		STP(BR)	22,500			0	2,500	25,000
CN	2017		STP(BR)	268,253			0	0	268,253
Project Totals				290,753			0	2,500	293,253

Expenditure Schedule

Phase	1st	2nd	3rd	4th	5th & 6th
ALL	293,253	0	0	0	0
Totals	293,253	0	0	0	0

Washington State S. T. I. P.

2017 to 2020

(Project Funds to Nearest Dollar)

MPO/RTPO: PSRC

Y Inside

N Outside

November 17, 2017

County: King

Agency: Renton

Func Cls	Project Number	PIN	STIP ID	Imp Type	Total Project Length	Environmental Type	RW Required	Begin Termini	End Termini	Total Est. Cost of Project	STIP Amend. No.
19	1070(009)		REN-38	11	0.000	CE	Yes	May Creek	May Creek	1,509,559	

NE 31st St Bridge Replacement

This project will replace the existing substandard bridge. The sufficiency rating of the existing structure is 27 SD.

Funding

Phase	Start Date	Federal	Fund Code	Federal Funds		State Funds	Local Funds	Total
				Federal	State Fund Code			
PE	2017		STP(BR)	638		0	151,226	151,864
RW	2017		STP(BR)	32,000		0	8,000	40,000
CN	2017		STP(BR)	821,669		0	128,238	949,907
Project Totals				854,307		0	287,464	1,141,771

Expenditure Schedule

Phase	1st	2nd	3rd	4th	5th & 6th
ALL	1,141,771	0	0	0	0
Totals	1,141,771	0	0	0	0

Washington State S. T. I. P.

2017 to 2020

(Project Funds to Nearest Dollar)

MPO/RTPO: PSRC

Y Inside

N Outside

November 17, 2017

County: King

Agency: Renton

Func Cls	Project Number	PIN	STIP ID	Imp Type	Total Project Length	Environmental Type	RW Required	Begin Termini	End Termini	Total Est. Cost of Project	STIP Amend. No.
16			REN-39	05	0.590	CE	No	S 130th St	Hardie Ave SW	1,730,000	1705 AdMod

Renton Ave South Preservation Project

This project will resurface (3-inch overlay) 0.59 mile of Renton Ave South from South 130th St to Hardie Ave SW. ADA ramps will be upgraded to current standards.

Funding

Phase	Start Date	Federal	Fund Code	Federal Funds		State Fund Code	State Funds	Local Funds	Total
PE	2018				0		0	280,000	280,000
CN	2018		STP(UL)		1,020,700		0	429,300	1,450,000
Project Totals					1,020,700		0	709,300	1,730,000

Expenditure Schedule

Phase	1st	2nd	3rd	4th	5th & 6th
ALL	0	1,730,000	0	0	0
Totals	0	1,730,000	0	0	0

Washington State S. T. I. P.

2017 to 2020

(Project Funds to Nearest Dollar)

MPO/RTPO: PSRC

Y Inside

N Outside

November 17, 2017

County: King

Agency: Renton

Func Cls	Project Number	PIN	STIP ID	Imp Type	Total Project Length	Environmental Type	RW Required	Begin Termini	End Termini	Total Est. Cost of Project	STIP Amend. No.
14	000S(306)		REN-27	24	0.000	CE	No	SW 43rd St at Oakesdale Ave SW	SE Petrovitsky Rd at 134th Ave	695,300	

SW 43rd St/SE Carr Rd/SE Petrovitsky Rd Corridor Safety

This project will install an Adaptive Signal Control System (ASCS) along the SE Petrovitsky Rd/SE Carr Rd/SW 43rd St Corridor.

Funding

Phase	Start Date	Federal	Fund Code	Federal Funds	State Fund Code	State Funds	Local Funds	Total
CN	2017		HSIP	155,000		0	25,300	180,300
Project Totals				155,000		0	25,300	180,300

Expenditure Schedule

Phase	1st	2nd	3rd	4th	5th & 6th
ALL	180,300	0	0	0	0
Totals	180,300	0	0	0	0

Washington State S. T. I. P.

2017 to 2020

(Project Funds to Nearest Dollar)

MPO/RTPO: PSRC

Y Inside

N Outside

November 17, 2017

County: King

Agency: Renton

Func Cls	Project Number	PIN	STIP ID	Imp Type	Total Project Length	Environmental Type	RW Required	Begin Termini	End Termini	Total Est. Cost of Project	STIP Amend. No.
16			REN-40	04	0.000	CE	No	S Grady Way	N 1st St	6,350,000	1705 AdMod

Williams Ave S and Wells Ave S Conversion Project

This phase of the project will convert Williams Ave S and Wells Ave S between S GradyWay and N 1st St from a one-way to a two-way operation, upgrade traffic signals, raised intersections with curb bulbouts at Williams Ave S/S 2nd St, Williams Ave S/S 3rd St, Wells Ave S/S 2nd St, and Wells Ave S/S 3rd St, new segments of sidewalk, landscaping, street furniture and lighting on Williams Ave S and Wells Ave S within the Downtown Core, a bicycle boulevard/green street along Wells Ave S (from Houser Way S to the Cedar River Trail), bicycle racks, signage, markings and wayfinding. The project will also include railroad crossing safety improvements on Williams Ave S and Wells Ave S at the intersections with Houser Way S.

Funding

Phase	Start Date	Federal Fund Code	Federal Funds		State Fund Code	State Funds	Local Funds	Total
			Federal	State				
PE	2019			0		0	1,000,000	1,000,000
CN	2019	STP(UL)	3,850,000		OTHER	500,000	950,000	5,300,000
Project Totals			3,850,000			500,000	1,950,000	6,300,000

Expenditure Schedule

Phase	1st	2nd	3rd	4th	5th & 6th
ALL	0	0	6,300,000	0	0
Totals	0	0	6,300,000	0	0

Federal Funds

Agency Totals for Renton	Federal Funds	State Funds	Local Funds	Total
	7,865,038	500,000	3,306,692	11,671,730

Washington State S. T. I. P.

2017 to 2020

(Project Funds to Nearest Dollar)

MPO/RTPO: PSRC

Y Inside

N Outside

November 17, 2017

County: King

Agency: Sammamish

Func Cls	Project Number	PIN	STIP ID	Imp Type	Total Project Length	Environmental Type	RW Required	Begin Termini	End Termini	Total Est. Cost of Project	STIP Amend. No.
16			SAM-6	05	0.750	CE	No	Eastlake Sammamish Parkway	212th Ave NE	645,000	

Inglewood Hill Road Overlay, East Lake Sammamish Parkway to 212th Ave NE

This project will rehabilitate a three-quarter-mile stretch of pavement on a minor arterial roadway by milling, patching, pre-leveling and overlaying with HMA.

Funding

Phase	Start Date	Federal	Fund Code	Federal Funds		State Fund Code	State Funds	Local Funds	Total
PE	2017				0		0	50,000	50,000
CN	2018		STP(UL)		285,000		0	310,000	595,000
Project Totals					285,000		0	360,000	645,000

Expenditure Schedule

Phase	1st	2nd	3rd	4th	5th & 6th
ALL	50,000	595,000	0	0	0
Totals	50,000	595,000	0	0	0

Washington State S. T. I. P.

2017 to 2020

(Project Funds to Nearest Dollar)

MPO/RTPO: PSRC

Y Inside

N Outside

November 17, 2017

County: King

Agency: Sammamish

Func Cls	Project Number	PIN	STIP ID	Imp Type	Total Project Length	Environmental Type	RW Required	Begin Termini	End Termini	Total Est. Cost of Project	STIP Amend. No.
14			SAM-5	24	7.200	CE	No	228th Ave NE/NE 12th PI	SR 202/192nd Dr NE	1,502,028	1707 AdMod

Sammamish, WSDOT and King County ITS Improvement Project

Sammamish: Add fiber optic communications from NE 12th PI to the N city limits. Add ASCT for the signals from NE 12th PI to NE 37th Way, with connections to WSDOT's Traffic Buster's System (TBS). A Traffic Management Center (TMC) will be created in City Hall. King County (KC): Add fiber optic communications from the N Sammamish City limits to SR 202. Connects the KC and WSDOT TMC's to the City. WSDOT: Interconnection on SR 202 from 244th Ave NE to 192nd Dr NE to bring them onto the WSDOT Central system. Installs trunk on SR 202 from Sahalee Way NE to 244th Ave NE, and a communication hub to TBS. Equip intersections with traffic video cameras. Intersections of SR 202 and Sahalee Way and 236th will be upgraded to have Flashing Yellow Arrows. Construction of this project will occur in 2 phases. Phase I (currently funded) is the Sammamish ITS portion from NE 12th PI to north city limit on Sahalee Way NE. Phase II is the KC ITS portion from N city limit on Sahalee Way NE to SR 202.

Funding

Phase	Start Date	Federal	Fund Code	Federal Funds		State Funds	Local Funds	Total
				Federal Funds	State Fund Code			
PE	2018		CMAQ	274,200		0	42,800	317,000
CN	2019		CMAQ	1,025,050		0	159,978	1,185,028
Project Totals				1,299,250		0	202,778	1,502,028

Expenditure Schedule

Phase	1st	2nd	3rd	4th	5th & 6th
ALL	0	317,000	1,185,028	0	0
Totals	0	317,000	1,185,028	0	0

Agency Totals for Sammamish	Federal Funds		State Funds	Local Funds	Total
	Federal Funds	State Funds			
	1,584,250	0	562,778	2,147,028	

Washington State S. T. I. P.

2017 to 2020

(Project Funds to Nearest Dollar)

MPO/RTPO: PSRC

Y Inside

N Outside

November 17, 2017

County: King

Agency: SeaTac

Func Cls	Project Number	PIN	STIP ID	Imp Type	Total Project Length	Environmental Type	RW Required	Begin Termini	End Termini	Total Est. Cost of Project	STIP Amend. No.
14	1231(007)		ST-24	01	0.450	DCE	Yes	S 200th St	S 208th St	25,440,000	

Connecting 28th/24th Ave S

Connecting 28th/24th Avenue South completes a principal arterial corridor between S 188th St and S 216th St. This project constructs a new five lane road through an undeveloped portion of the corridor and links the existing 28th Ave S to the existing 24th Ave S. The improvements include bicycle lanes, curb, gutter, sidewalks, paving, storm drainage collection and treatment facilities, street lighting, signalization, channelization, landscaping, utilities, and undergrounding of aerial utilities.

Funding

Phase	Start Date	Federal Fund Code	Federal Funds	State Fund Code	State Funds	Local Funds	Total
CN	2017		0	OTHER	3,600,000	400,000	4,000,000
Project Totals			0		3,600,000	400,000	4,000,000

Expenditure Schedule

Phase	1st	2nd	3rd	4th	5th & 6th
ALL	4,000,000	0	0	0	0
Totals	4,000,000	0	0	0	0

Washington State S. T. I. P.

2017 to 2020

(Project Funds to Nearest Dollar)

MPO/RTPO: PSRC

Y Inside

N Outside

November 17, 2017

County: King

Agency: SeaTac

Func Cls	Project Number	PIN	STIP ID	Imp Type	Total Project Length	Environmental Type	RW Required	Begin Termini	End Termini	Total Est. Cost of Project	STIP Amend. No.
19			ST-25	28	0.390	CE	No	34th Avenue South	Military Road South	1,209,000	17-09

South 166th Street Safe Routes to School Project

South 166th Street Safe Routes to School Project will construct new sidewalks on both sides of the road, storm drainage facilities, curb and gutter and install rapid rectangular flashing beacons and speed feedback signs. This project will construct 2,900 linear feet of new sidewalk and will provide a pedestrian connection to McMicken Elementary School.

Funding

Phase	Start Date	Federal Fund Code	Federal Funds		State Funds	Local Funds	Total
			Federal Funds	State Fund Code			
PE	2017		0		0	158,000	158,000
CN	2018	HSIP(SR)	967,200		0	83,800	1,051,000
Project Totals			967,200		0	241,800	1,209,000

Expenditure Schedule

Phase	1st	2nd	3rd	4th	5th & 6th
ALL	158,000	1,051,000	0	0	0
Totals	158,000	1,051,000	0	0	0

Federal Funds			State Funds	Local Funds	Total
Agency Totals for SeaTac			3,600,000	641,800	5,209,000

Washington State S. T. I. P.

2017 to 2020

(Project Funds to Nearest Dollar)

MPO/RTPO: PSRC

Y Inside

N Outside

November 17, 2017

County: King

Agency: Seattle

Func Cls	Project Number	PIN	STIP ID	Imp Type	Total Project Length	Environmental Type	RW Required	Begin Termini	End Termini	Total Est. Cost of Project	STIP Amend. No.
16			SEA-204	05	0.000	CE	No	NE 55th St	Lake City Way NE	4,320,000	1705 AdMod

15th Ave NE Preservation

Mill and overlay asphalt pavement.

Funding

Phase	Start Date	Federal	Fund Code	Federal Funds	State Fund Code	State Funds	Local Funds	Total
CN	2019		STP(UL)	1,500,000		0	2,388,000	3,888,000
Project Totals				1,500,000		0	2,388,000	3,888,000

Expenditure Schedule

Phase	1st	2nd	3rd	4th	5th & 6th
ALL	0	0	3,888,000	0	0
Totals	0	0	3,888,000	0	0

Washington State S. T. I. P.

2017 to 2020

(Project Funds to Nearest Dollar)

MPO/RTPO: PSRC

Y Inside

N Outside

November 17, 2017

County: King

Agency: Seattle

Func Cls	Project Number	PIN	STIP ID	Imp Type	Total Project Length	Environmental Type	RW Required	Begin Termini	End Termini	Total Est. Cost of Project	STIP Amend. No.
14			SEA-206	05	0.000	CE	No	Montlake Blvd NE	NE 65th St	4,220,000	1705 AdMod

25th Ave NE Preservation

Mill and overlay asphalt pavement.

Funding

Phase	Start Date	Federal	Fund Code	Federal Funds	State Fund Code	State Funds	Local Funds	Total
CN	2019		STP(UL)	1,500,000		0	2,298,000	3,798,000
Project Totals				1,500,000		0	2,298,000	3,798,000

Expenditure Schedule

Phase	1st	2nd	3rd	4th	5th & 6th
ALL	0	0	3,798,000	0	0
Totals	0	0	3,798,000	0	0

Washington State S. T. I. P.

2017 to 2020

(Project Funds to Nearest Dollar)

MPO/RTPO: PSRC

Y Inside

N Outside

November 17, 2017

County: King

Agency: Seattle

Func Cls	Project Number	PIN	STIP ID	Imp Type	Total Project Length	Environmental Type	RW Required	Begin Termini	End Termini	Total Est. Cost of Project	STIP Amend. No.
16	1595(001)		SEA-187	28	0.400	CE	No	Westlake Avenue	Union Street	1,158,975	1701 AdMod

7th Avenue Protected Bike Lane

Design and construct a protected bike lane along 7th Avenue from Westlake Avenue to Union Street

Funding

Phase	Start Date	Federal	Fund Code	Federal Funds	State Fund Code	State Funds	Local Funds	Total
CN	2018		CMAQ	800,000		0	127,180	927,180
Project Totals				800,000		0	127,180	927,180

Expenditure Schedule

Phase	1st	2nd	3rd	4th	5th & 6th
ALL	0	927,180	0	0	0
Totals	0	927,180	0	0	0

Washington State S. T. I. P.

2017 to 2020

(Project Funds to Nearest Dollar)

MPO/RTPO: PSRC

Y Inside

N Outside

November 17, 2017

County: King

Agency: Seattle

Func Cls	Project Number	PIN	STIP ID	Imp Type	Total Project Length	Environmental Type	RW Required	Begin Termini	End Termini	Total Est. Cost of Project	STIP Amend. No.
00			SEA-217	28	0.400	CE	Yes	Greenwood Avenue N and N 145th	Greenwood Avenue N and N 136th	1,875,000	17-10

Broadview Thomson K-8/Greenwood Ave N Sidewalk

The project includes sidewalk, curb, gutter, ADA curb ramps, planter strip, crosswalks, and curb extensions.

Funding

Phase	Start Date	Federal	Fund Code	Federal Funds		State Fund Code	State Funds	Local Funds	Total
PE	2018				0		0	300,000	300,000
RW	2018				0		0	75,000	75,000
CN	2019		TAP(SR)		700,000		0	800,000	1,500,000
Project Totals					700,000		0	1,175,000	1,875,000

Expenditure Schedule

Phase	1st	2nd	3rd	4th	5th & 6th
ALL	0	375,000	1,500,000	0	0
Totals	0	375,000	1,500,000	0	0

Washington State S. T. I. P.

2017 to 2020

(Project Funds to Nearest Dollar)

MPO/RTPO: PSRC

Y Inside

N Outside

November 17, 2017

County: King

Agency: Seattle

Func Cls	Project Number	PIN	STIP ID	Imp Type	Total Project Length	Environmental Type	RW Required	Begin Termini	End Termini	Total Est. Cost of Project	STIP Amend. No.
00			SEA-205	23	1.200	EA	No	Jackson St	5th Ave	156,456,392	17-09

Center City Connector

The Center City Connector will link two existing streetcar lines: the First Hill and South Lake Union Streetcars. The project includes the purchase of 10 new streetcar vehicles as well as new streetcar tracks, sidewalk upgrades, and various streetscape improvements. Project scope includes deployment of new zero-emission vehicles, roadway rechannelization to provide exclusive streetcar right-of-way, and new transit stations to enhance connections to existing and planned transit corridors. Construction in this project is a multi year phase.

Funding

Phase	Start Date	Federal Fund Code	Federal Funds		State Fund Code	State Funds	Local Funds	Total
CN	2017	5309(NS)		50,000,000		0	59,892,086	109,892,086
CN	2017	CMAQ		3,820,246		0	0	3,820,246
CN	2018	5309(NS)		25,000,000		0	1,139,306	26,139,306
CN	2018	CMAQ		3,479,754		0	0	3,479,754
Project Totals				82,300,000		0	61,031,392	143,331,392

Expenditure Schedule

Phase	1st	2nd	3rd	4th	5th & 6th
ALL	113,712,332	29,619,060	0	0	0
Totals	113,712,332	29,619,060	0	0	0

Washington State S. T. I. P.

2017 to 2020

(Project Funds to Nearest Dollar)

MPO/RTPO: PSRC

Y Inside

N Outside

November 17, 2017

County: King

Agency: Seattle

Func Cls	Project Number	PIN	STIP ID	Imp Type	Total Project Length	Environmental Type	RW Required	Begin Termini	End Termini	Total Est. Cost of Project	STIP Amend. No.
14	1140(065)		SEA-195	24	0.000	CE	No	S Spokane St./Western Ave	E Marginal Way/I-5	9,228,699	1705 AdMod

Center City Gateway ITS

Design and build traffic management systems to reduce congestion and delay on two corridors near Seattle's downtown core. On Denny Way, the project includes upgraded signals, vehicle detection, traffic cameras, dynamic message signs, and fiber communication. On 1st Avenue South, the project includes upgraded signals (including traffic responsive operations), vehicle detection, fiber communication, and traffic cameras. The scope of work also includes enhancements to the City's Traveler Information map, an 'Access Seattle' mobile application, and an upgraded Traffic Management Center. Sidewalks and curb ramps will also be replaced or upgraded within the scope of this project when such improvements are triggered by the new traffic management systems.

Funding

Phase	Start Date	Federal Fund Code	Federal Funds	State Fund Code	State Funds	Local Funds	Total
CN	2020	STP(UL)	5,555,000		0	1,145,000	6,700,000
Project Totals			5,555,000		0	1,145,000	6,700,000

Expenditure Schedule

Phase	1st	2nd	3rd	4th	5th & 6th
ALL	0	0	0	6,700,000	0
Totals	0	0	0	6,700,000	0

Washington State S. T. I. P.

2017 to 2020

(Project Funds to Nearest Dollar)

MPO/RTPO: PSRC

Y Inside

N Outside

November 17, 2017

County: King

Agency: Seattle

Func Cls	Project Number	PIN	STIP ID	Imp Type	Total Project Length	Environmental Type	RW Required	Begin Termini	End Termini	Total Est. Cost of Project	STIP Amend. No.
14	1613(005)		SEA-178	11	0.000	CE	No	Nelson Place	Fairview Avenue E	13,333,333	

Fairview Ave Bridge Replacement

The bridge replacement project will replace both bridge structures with a single bridge and include sidewalks, a protected bike lane and three traffic lanes. The new four span pre-stressed concrete girder bridge will meet current seismic standards. New piers will be supported by drilled shafts. The final bridge will be wider and longer than the existing which will require the adjacent walkway to be shifted, with additional support piers added and additional walkway length.

Funding

Phase	Start Date	Federal Fund Code	Federal Funds	State Fund Code	State Funds	Local Funds	Total
CN	2017	STP(BR)	8,000,000		0	2,000,000	10,000,000
Project Totals			8,000,000		0	2,000,000	10,000,000

Expenditure Schedule

Phase	1st	2nd	3rd	4th	5th & 6th
ALL	10,000,000	0	0	0	0
Totals	10,000,000	0	0	0	0

Washington State S. T. I. P.

2017 to 2020

(Project Funds to Nearest Dollar)

MPO/RTPO: PSRC

Y Inside

N Outside

November 17, 2017

County: King

Agency: Seattle

Func Cls	Project Number	PIN	STIP ID	Imp Type	Total Project Length	Environmental Type	RW Required	Begin Termini	End Termini	Total Est. Cost of Project	STIP Amend. No.
16			SEA-168	23	0.500	DCE	No	East Denny Way	East Roy Street	25,000,000	

First Hill Streetcar - Broadway Extension

Construct an extension of Seattle's streetcar system, extending the First Hill Streetcar line approximately one-half mile north.

Funding

Phase	Start Date	Federal	Fund Code	Federal Funds		State Fund Code	State Funds	Local Funds	Total
CN	2017		5307	1,500,000			0	11,700,000	13,200,000
Project Totals				1,500,000			0	11,700,000	13,200,000

Expenditure Schedule

Phase	1st	2nd	3rd	4th	5th & 6th
ALL	13,200,000	0	0	0	0
Totals	13,200,000	0	0	0	0

Washington State S. T. I. P.

2017 to 2020

(Project Funds to Nearest Dollar)

MPO/RTPO: PSRC

Y Inside

N Outside

November 17, 2017

County: King

Agency: Seattle

Func Cls	Project Number	PIN	STIP ID	Imp Type	Total Project Length	Environmental Type	RW Required	Begin Termini	End Termini	Total Est. Cost of Project	STIP Amend. No.
00			SEA-218	28	0.030	CE	Yes	Stone Way N and N 41st St (N)	Stone Way N and N 41st St (S)	289,625	17-10

Hamilton Middle School/Stone Way N and N 41st St

The project includes curb extensions, ADA curb ramps, rectangular rapid flashing crosswalk beacons, and safety education.

Funding

Phase	Start Date	Federal	Fund Code	Federal Funds		State Funds	Local Funds	Total
				Federal Funds	State Fund Code			
PE	2018			0		0	28,740	28,740
RW	2018			0		0	7,185	7,185
CN	2019		TAP(SR)	253,700		0	0	253,700
Project Totals				253,700		0	35,925	289,625

Expenditure Schedule

Phase	1st	2nd	3rd	4th	5th & 6th
ALL	0	35,925	253,700	0	0
Totals	0	35,925	253,700	0	0

Washington State S. T. I. P.

2017 to 2020

(Project Funds to Nearest Dollar)

MPO/RTPO: PSRC

Y Inside

N Outside

November 17, 2017

County: King

Agency: Seattle

Func Cls	Project Number	PIN	STIP ID	Imp Type	Total Project Length	Environmental Type	RW Required	Begin Termini	End Termini	Total Est. Cost of Project	STIP Amend. No.
00	1140(059)		SEA-188	28	0.000	CE	No	N/A	N/A	1,837,989	17-01

Historic District Curb Ramps - Phase 1

Design curb ramps to meet current ADA requirements within the Pioneer Square and Chinatown/International District historic areas. The curbs and sidewalks at the street corners are identified as historically significant pieces of Seattle's Transportation infrastructure. This project shall be implemented at various locations at different times. Phase 1: 2 ramps at Yesler Way at E Jefferson Street in Pioneer Square. Phase 2: Six locations in Pioneer Square: S Main Street and 2nd Avenue S, S Washington Street and 3rd Avenue S; on south alley at Yesler Way and Post Avenue; James Street and Yesler Way; on south alley at S Main Street (between 2nd and 3rd Avenue S), and S King Street and Occidental Avenue S, and two locations in the Chinatown/International District: S King Street and 10th Avenue S and S Charles Street and Maynard Avenue S.

Funding

Phase	Start Date	Federal Fund Code	Federal Funds		Local Funds	Total
			State Fund Code	State Funds		
CN	2017			0	0	1,375,561
Project Totals				0	0	1,375,561

Expenditure Schedule

Phase	1st	2nd	3rd	4th	5th & 6th
ALL	1,375,561	0	0	0	0
Totals	1,375,561	0	0	0	0

Washington State S. T. I. P.

2017 to 2020

(Project Funds to Nearest Dollar)

MPO/RTPO: PSRC

Y Inside

N Outside

November 17, 2017

County: King

Agency: Seattle

Func Cls	Project Number	PIN	STIP ID	Imp Type	Total Project Length	Environmental Type	RW Required	Begin Termini	End Termini	Total Est. Cost of Project	STIP Amend. No.
00			SEA-219	28	0.640	CE	Yes	Federal Ave E and E Mercer St	E Republican St and 21st Ave E	713,750	17-10

Lowell Elementary Neighborhood Greenway

The project includes bicycle boulevard, speed humps, sharrows, stop signs, wayfinding signs, rectangular rapid flashing beacons, crosswalks, and curb extensions.

Funding

Phase	Start Date	Federal	Fund Code	Federal Funds		Local Funds	Total
				State Fund Code	State Funds		
PE	2018				0	114,200	114,200
RW	2018				0	28,550	28,550
CN	2019		SRTS		442,000	129,000	571,000
Project Totals					442,000	271,750	713,750

Expenditure Schedule

Phase	1st	2nd	3rd	4th	5th & 6th
ALL	0	142,750	571,000	0	0
Totals	0	142,750	571,000	0	0

Washington State S. T. I. P.

2017 to 2020

(Project Funds to Nearest Dollar)

MPO/RTPO: PSRC

Y Inside

N Outside

November 17, 2017

County: King

Agency: Seattle

Func CIs	Project Number	PIN	STIP ID	Imp Type	Total Project Length	Environmental Type	RW Required	Begin Termini	End Termini	Total Est. Cost of Project	STIP Amend. No.
14			SEA-200	23	2.400	CE	Yes	1st Ave	Martin Luther King Jr Way	122,220,000	1707 AdMod

Madison Corridor Bus Rapid Transit

Construct a high-capacity transit project from the Downtown and First Hill-Capitol Hill regional urban centers to Madison Valley, including dedicated transit lanes, level-boarding stations, left-door boarding, off-board fare payment, and real-time arrival information. Project scope includes transit signal priority, deployment of new zero-emission vehicles, and pedestrian/bicycle infrastructure improvements including protected bike lanes as well as sidewalk repairs and upgrades. In addition to the termini on Madison from 1st Avenue to Martin Luther King Jr Way, the project route also runs from 1st Avenue at Madison to 1st Avenue at Spring Street, Spring Street from 1st Avenue to 9th Avenue, and Spring Street at 9th Avenue to Madison at 9th Avenue.

Funding

Phase	Start Date	Federal Fund Code	Federal Funds		State Fund Code	State Funds	Local Funds	Total
			Federal	Fund Code				
PE	2018	CMAQ	4,000,000			0	6,000,000	10,000,000
RW	2018	CMAQ	900,000			0	300,000	1,200,000
Project Totals			4,900,000			0	6,300,000	11,200,000

Expenditure Schedule

Phase	1st	2nd	3rd	4th	5th & 6th
ALL	0	11,200,000	0	0	0
Totals	0	11,200,000	0	0	0

Washington State S. T. I. P.

2017 to 2020

(Project Funds to Nearest Dollar)

MPO/RTPO: PSRC

Y Inside

N Outside

November 17, 2017

County: King

Agency: Seattle

Func Cls	Project Number	PIN	STIP ID	Imp Type	Total Project Length	Environmental Type	RW Required	Begin Termini	End Termini	Total Est. Cost of Project	STIP Amend. No.
00			SEA-202	28	2.000	CE	No	University St	Harvard Ave E	3,480,915	1707 AdMod

Melrose Avenue E Protected Bicycle Lanes and Neighborhood Greenway

Design and build a continuous bicycle facility approximately 2 miles along Minor Avenue, Melrose Avenue E, and Lakeview Boulevard E. The facility will be comprised of a protected bicycle lane on Minor and Melrose Avenues between University Street and E Denny Way, a neighborhood greenway on Melrose Avenue E between E Denny Way and E Roy Street, an upgraded trail between E Roy Street and Lakeview Boulevard E, and upgraded bicycle lanes on Lakeview Boulevard E between the Melrose Trail and Harvard Avenue E. The project will upgrade existing facilities between E Roy Street and Harvard Avenue E and extend these bicycle facilities south through the Capitol Hill and First Hill neighborhoods. The project will be phased; the current construction funding completes the protected bicycle lane on Minor and Melrose Avenues between University St and E Denny Way and the neighborhood greenway on Melrose Ave E between E Denny Way and E Roy St.

Funding

Phase	Start Date	Federal Fund Code	Federal Funds		State Fund Code	State Funds	Local Funds	Total
			Federal	State				
PE	2019	CMAQ	406,550			0	63,450	470,000
CN	2020	CMAQ		2,604,441		0	406,474	3,010,915
Project Totals			3,010,991			0	469,924	3,480,915

Expenditure Schedule

Phase	1st	2nd	3rd	4th	5th & 6th
ALL	0	0	470,000	3,010,915	0
Totals	0	0	470,000	3,010,915	0

Washington State S. T. I. P.

2017 to 2020

(Project Funds to Nearest Dollar)

MPO/RTPO: PSRC

Y Inside

N Outside

November 17, 2017

County: King

Agency: Seattle

Func Cls	Project Number	PIN	STIP ID	Imp Type	Total Project Length	Environmental Type	RW Required	Begin Termini	End Termini	Total Est. Cost of Project	STIP Amend. No.
00			SEA-210	23	0.000	CE	No	Pine Street	Thomas Street	3,765,953	

Monorail System Maintenance

This is a TIP bucket project which contains the Seattle Center Monorail's FTA funded preventative and major maintenance grants to support the system which began service in 1962. The Monorail system includes two trains, two stations, and the elevated guideway and supports that run inbetween. The project contains funds for preventive and major maintenance scheduled to be expended in FFYs 2018, 2019, and 2020.

Funding

Phase	Start Date	Federal Fund Code	Federal Funds		State Fund Code	State Funds	Local Funds	Total
			Federal	Fund Code				
CN	2017			0		0	251,064	251,064
CN	2018	5307	448,970			0	0	448,970
CN	2018	5337	555,284			0	0	555,284
CN	2019	5307	448,970			0	251,064	700,034
CN	2019	5337	555,284			0	0	555,284
CN	2020	5307	448,969			0	251,064	700,033
CN	2020	5337	555,284			0	0	555,284
Project Totals			3,012,761			0	753,192	3,765,953

Expenditure Schedule

Phase	1st	2nd	3rd	4th	5th & 6th
ALL	251,064	1,004,254	1,255,318	1,255,317	0
Totals	251,064	1,004,254	1,255,318	1,255,317	0

Washington State S. T. I. P.

2017 to 2020

(Project Funds to Nearest Dollar)

MPO/RTPO: PSRC

Y Inside

N Outside

November 17, 2017

County: King

Agency: Seattle

Func Cls	Project Number	PIN	STIP ID	Imp Type	Total Project Length	Environmental Type	RW Required	Begin Termini	End Termini	Total Est. Cost of Project	STIP Amend. No.
00			SEA-167	23	0.000	CE	No	Pine Street	Thomas Street	6,559,860	1709 AdMod

Monorail System Maintenance

This is a TIP bucket project which contains the Seattle Center Monorail's FTA funded preventative and major maintenance grants to support the system which began service in 1962. The project contains the annual programs of work to maintain the monorail line, which consists 1.8 directional route miles of fixed guideway, 2 stations, 2 monorail trains (a total of 8 vehicles), and a maintenance facility. The project consists of FTA funds already expended or scheduled to be expended over the span of FFYs 2013-2017.

Funding

Phase	Start Date	Federal Fund Code	Federal Funds		State Fund Code	State Funds	Local Funds	Total
			Federal	Fund Code				
CN	2017	5307		2,571,192		0	1,094,210	3,665,402
CN	2017	5337		1,805,715		0	0	1,805,715
Project Totals				4,376,907		0	1,094,210	5,471,117

Expenditure Schedule

Phase	1st	2nd	3rd	4th	5th & 6th
ALL	5,471,117	0	0	0	0
Totals	5,471,117	0	0	0	0

Washington State S. T. I. P.

2017 to 2020

(Project Funds to Nearest Dollar)

MPO/RTPO: PSRC

Y Inside

N Outside

November 17, 2017

County: King

Agency: Seattle

Func Cls	Project Number	PIN	STIP ID	Imp Type	Total Project Length	Environmental Type	RW Required	Begin Termini	End Termini	Total Est. Cost of Project	STIP Amend. No.
00			SEA-208	28	0.340	CE	No	Fremont Ave N	Stone Way N	1,099,450	1705 AdMod

N 34th Street Protected Bicycle Lanes and Protected Intersections

Design and build a protected bicycle facility for 0.34 miles on N 34th St, comprised of protected bicycle lanes for the full extent and protected intersections at Stone Way N and Troll Avenue N.

Funding

Phase	Start Date	Federal Fund Code	Federal Funds		State Fund Code	State Funds	Local Funds	Total
			Federal	Funds				
PE	2019	CMAQ		95,000		0	14,850	109,850
CN	2020	CMAQ		856,000		0	133,600	989,600
Project Totals				951,000		0	148,450	1,099,450

Expenditure Schedule

Phase	1st	2nd	3rd	4th	5th & 6th
ALL	0	0	109,850	989,600	0
Totals	0	0	109,850	989,600	0

Washington State S. T. I. P.

2017 to 2020

(Project Funds to Nearest Dollar)

MPO/RTPO: PSRC

Y Inside

N Outside

November 17, 2017

County: King

Agency: Seattle

Func Cls	Project Number	PIN	STIP ID	Imp Type	Total Project Length	Environmental Type	RW Required	Begin Termini	End Termini	Total Est. Cost of Project	STIP Amend. No.
14	1758(002)		SEA-197	14	0.000	CE	Yes	Montlake Blvd NE	25th Ave NE	3,504,475	

NE 45th St East Approach Seismic Retrofit

The project is to seismically retrofit the east approach for the NE 45th St Viaduct.

Funding

Phase	Start Date	Federal	Fund Code	Federal Funds		State Fund Code	State Funds	Local Funds	Total
RW	2017		STP(BR)	15,000			0	3,000	18,000
CN	2017		STP(BR)	1,270,782			0	1,548,500	2,819,282
Project Totals				1,285,782			0	1,551,500	2,837,282

Expenditure Schedule

Phase	1st	2nd	3rd	4th	5th & 6th
ALL	2,837,282	0	0	0	0
Totals	2,837,282	0	0	0	0

Washington State S. T. I. P.

2017 to 2020

(Project Funds to Nearest Dollar)

MPO/RTPO: PSRC

Y Inside

N Outside

November 17, 2017

County: King

Agency: Seattle

Func Cls	Project Number	PIN	STIP ID	Imp Type	Total Project Length	Environmental Type	RW Required	Begin Termini	End Termini	Total Est. Cost of Project	STIP Amend. No.
14			SEA-207	05	0.000	CE	No	15th Ave NE	Montlake Blvd NE	1,930,000	

NE Pacific St Preservation

Mill and overlay asphalt pavement.

Funding

Phase	Start Date	Federal	Fund Code	Federal Funds		State Fund Code	State Funds	Local Funds	Total
CN	2020		STP(UL)	1,500,000			0	237,000	1,737,000
Project Totals				1,500,000			0	237,000	1,737,000

Expenditure Schedule

Phase	1st	2nd	3rd	4th	5th & 6th
ALL	0	0	0	1,737,000	0
Totals	0	0	0	1,737,000	0

Washington State S. T. I. P.

2017 to 2020

(Project Funds to Nearest Dollar)

MPO/RTPO: PSRC

Y Inside

N Outside

November 17, 2017

County: King

Agency: Seattle

Func Cls	Project Number	PIN	STIP ID	Imp Type	Total Project Length	Environmental Type	RW Required	Begin Termini	End Termini	Total Est. Cost of Project	STIP Amend. No.
00			SEA-176	28	0.000	CE	No	N/A	N/A	41,937,160	17-09

Northgate Bike and Pedestrian Improvements

This project will provide non-motorized improvements in the Northgate, North College Park and Licton Springs neighborhoods in the vicinity of Sound Transit's North Link Station and the North Seattle Community College. Improvements include a pedestrian/bicycle overpass that will span I- 5 and connect the west and east neighborhoods and businesses that are divided by the freeway, as well as separated bicycle facilities along 1st Avenue NE from NE Northgate Way south to NE 92nd Street. This will include bicycle and pedestrian connections between the bridge and separated bicycle facilities with nearby integrated transit centers.

Funding

Phase	Start Date	Federal Funds		State Fund Code	State Funds	Local Funds	Total
		Federal	Fund Code				
CN	2018			CWA	10,000,000	24,388,815	34,388,815
Project Totals		0			10,000,000	24,388,815	34,388,815

Expenditure Schedule

Phase	1st	2nd	3rd	4th	5th & 6th
ALL	0	34,388,815	0	0	0
Totals	0	34,388,815	0	0	0

Washington State S. T. I. P.

2017 to 2020

(Project Funds to Nearest Dollar)

MPO/RTPO: PSRC

Y Inside

N Outside

November 17, 2017

County: King

Agency: Seattle

Func Cls	Project Number	PIN	STIP ID	Imp Type	Total Project Length	Environmental Type	RW Required	Begin Termini	End Termini	Total Est. Cost of Project	STIP Amend. No.
00			SEA-220	28	0.030	CE	Yes	Rainier Ave S & S Graham St	Rainier Ave S & 46th Ave S	311,625	17-10

Rainier Ave S & S Graham St Intersection Safety Improvement

The project includes curb extensions; raised crosswalk, sidewalk, curb, gutter, and ADA curb ramps.

Funding

Phase	Start Date	Federal	Fund Code	Federal Funds		State Funds	Local Funds	Total
				State Fund Code	State Funds			
PE	2018				0	0	49,860	49,860
RW	2018				0	0	12,465	12,465
CN	2019		TAP(SR)		249,300	0	0	249,300
Project Totals					249,300	0	62,325	311,625

Expenditure Schedule

Phase	1st	2nd	3rd	4th	5th & 6th
ALL	0	62,325	249,300	0	0
Totals	0	62,325	249,300	0	0

Washington State S. T. I. P.

2017 to 2020

(Project Funds to Nearest Dollar)

MPO/RTPO: PSRC

Y Inside

N Outside

November 17, 2017

County: King

Agency: Seattle

Func Cls	Project Number	PIN	STIP ID	Imp Type	Total Project Length	Environmental Type	RW Required	Begin Termini	End Termini	Total Est. Cost of Project	STIP Amend. No.
00			SEA-213	04	0.000	CE	No	N/A	N/A	86,900,000	17-06

Rainier Rapid Ride Corridor

The Seattle Department of Transportation will build a new bus rapid transit (BRT)/RapidRide corridor along Rainier Ave S. Key features of the project include a series of roadway improvements that are expected to improve transit travel times by approximately 22%: business access and transit (BAT) lanes or exclusive transit-only lanes, signal modifications, channelization changes, and transit signal priority (TSP). The scope of work will also include transit stop amenities and supporting bicycle and pedestrian infrastructure that improve the customer experience for all users and help draw choice riders to transit: real-time arrival information, lighting, wayfinding, off-board fare payment options, sidewalks, and bicycle facilities, payment options, sidewalks, and bicycle facilities.

Funding

Phase	Start Date	Federal Fund Code	Federal Funds		State Fund Code	State Funds	Local Funds	Total
			Federal	Fund Code				
PE	2018	5307		2,000,000		0	8,900,000	10,900,000
PE	2019	5307		1,000,000		0	0	1,000,000
Project Totals				3,000,000		0	8,900,000	11,900,000

Expenditure Schedule

Phase	1st	2nd	3rd	4th	5th & 6th
ALL	0	10,900,000	1,000,000	0	0
Totals	0	10,900,000	1,000,000	0	0

Washington State S. T. I. P.

2017 to 2020

(Project Funds to Nearest Dollar)

MPO/RTPO: PSRC

Y Inside

N Outside

November 17, 2017

County: King

Agency: Seattle

Func Cls	Project Number	PIN	STIP ID	Imp Type	Total Project Length	Environmental Type	RW Required	Begin Termini	End Termini	Total Est. Cost of Project	STIP Amend. No.
00			SEA-201	28	0.000	CE	No	Various school walk routes	Various school walk routes	1,775,339	1704 AdMod

Rainier View Elementary School Safety Project

Install curb extensions, curb ramps, and complete the sidewalk network in the vicinity of Beacon Ave S on the school walk route to Rainier View Elementary School.

Funding

Phase	Start Date	Federal Fund Code	Federal Funds		State Fund Code	State Funds	Local Funds	Total
			Federal	Funds				
CN	2017	SRTS		420,000		0	1,094,260	1,514,260
Project Totals				420,000		0	1,094,260	1,514,260

Expenditure Schedule

Phase	1st	2nd	3rd	4th	5th & 6th
ALL	1,514,260	0	0	0	0
Totals	1,514,260	0	0	0	0

Washington State S. T. I. P.

2017 to 2020

(Project Funds to Nearest Dollar)

MPO/RTPO: PSRC

Y Inside

N Outside

November 17, 2017

County: King

Agency: Seattle

Func Cls	Project Number	PIN	STIP ID	Imp Type	Total Project Length	Environmental Type	RW Required	Begin Termini	End Termini	Total Est. Cost of Project	STIP Amend. No.
00			SEA-215	23	6.000	EA	No	King Street Station	Northgate Transit Center	70,160,000	17-09

Roosevelt RapidRide

Seattle will build a new bus rapid transit(BRT)/RapidRide corridor along Roosevelt Way, Eastlake Ave, and Fairview Ave. This project will expand King County Metro's RapidRide brand. The project includes key features such as business access and transit (BAT) lanes or exclusive transit-only lanes, signal modifications, channelization changes, bus stop consolidation, parking changes, bus bulbs, transit signal priority (TSP), bicycle and pedestrian access improvements, and protected bike lanes and/or parallel neighborhood greenways. Improvements will also include transit stop amenities such as real-time arrival information, lighting, wayfinding, off-board fare payment options, and bicycle and pedestrian access, lighting, wayfinding, off-board fare payment options, and bicycle and pedestrian access improvements.

Funding

Phase	Start Date	Federal Funds		State Funds		Local Funds	Total
		Federal	Fund Code	State Fund Code	State Funds		
PE	2017				0	10,460,000	10,460,000
Project Totals					0	10,460,000	10,460,000

Expenditure Schedule

Phase	1st	2nd	3rd	4th	5th & 6th
ALL	10,460,000	0	0	0	0
Totals	10,460,000	0	0	0	0

Washington State S. T. I. P.

2017 to 2020

(Project Funds to Nearest Dollar)

MPO/RTPO: PSRC

Y Inside

N Outside

November 17, 2017

County: King

Agency: Seattle

Func Cls	Project Number	PIN	STIP ID	Imp Type	Total Project Length	Environmental Type	RW Required	Begin Termini	End Termini	Total Est. Cost of Project	STIP Amend. No.
14			SEA-199	23	1.000	CE	No	E. John St.	Mt. Baker Light Rail Station	12,080,220	1705 AdMod

Route 48 South Electrification

Install new overhead catenary system (OCS) wires between E. John and Cherry Streets. Construct at least one substation and feeder wire to power the gap between John and Cherry. Construct other trolley improvements to facilitate off-wire to on wire operations as necessary for Route 48. Improve bus stops that serve Route 48 on the 23rd Ave corridor from South Jackson Street to Mount Baker Light Rail Station. Bus stop improvements may include real time information signs, off-board fare payment, lighting, and improvements to pedestrian access to the bus stops.

Funding

Phase	Start Date	Federal	Fund Code	Federal Funds		State Funds	Local Funds	Total
				Federal	State Fund Code			
CN	2017		5307	1,010,966		0	1,138,799	2,149,765
CN	2018		5307	1,159,089		0	597,106	1,756,195
CN	2019		CMAQ	3,286,610		0	2,043,250	5,329,860
Project Totals				5,456,665		0	3,779,155	9,235,820

Expenditure Schedule

Phase	1st	2nd	3rd	4th	5th & 6th
ALL	2,149,765	1,756,195	5,329,860	0	0
Totals	2,149,765	1,756,195	5,329,860	0	0

Washington State S. T. I. P.

2017 to 2020

(Project Funds to Nearest Dollar)

MPO/RTPO: PSRC

Y Inside

N Outside

November 17, 2017

County: King

Agency: Seattle

Func Cls	Project Number	PIN	STIP ID	Imp Type	Total Project Length	Environmental Type	RW Required	Begin Termini	End Termini	Total Est. Cost of Project	STIP Amend. No.
14			SEA-203	03	0.200	EA	Yes	1st Ave S	4th Ave S	123,000,000	1710 AdMod

S Lander St Grade Separation

Build an east-west bridge over the north-south BNSF mainline railroad, including a bridge structure with 4 vehicle travel lanes (2 in each direction), pedestrian and bicycle facilities, intersection improvements, ITS elements to improve signal operations, and other infrastructure enhancements.

Funding

Phase	Start Date	Federal Fund Code	Federal Funds		State Fund Code	State Funds	Local Funds	Total
			Federal	Fund Code				
PE	2017			0	CWA	2,000,000	8,600,000	10,600,000
RW	2018			0		0	6,000,000	6,000,000
CN	2017	Discretionary		45,000,000		0	0	45,000,000
CN	2017	NHFP		3,000,000		0	0	3,000,000
CN	2019			0	FMSIB	8,000,000	0	8,000,000
CN	2019	STP(UL)		9,594,692	CWA	5,000,000	35,805,308	50,400,000
Project Totals				57,594,692		15,000,000	50,405,308	123,000,000

Expenditure Schedule

Phase	1st	2nd	3rd	4th	5th & 6th
ALL	58,600,000	6,000,000	58,400,000	0	0
Totals	58,600,000	6,000,000	58,400,000	0	0

Washington State S. T. I. P.

2017 to 2020

(Project Funds to Nearest Dollar)

MPO/RTPO: PSRC

Y Inside

N Outside

November 17, 2017

County: King

Agency: Seattle

Func Cls	Project Number	PIN	STIP ID	Imp Type	Total Project Length	Environmental Type	RW Required	Begin Termini	End Termini	Total Est. Cost of Project	STIP Amend. No.
00			SEA-130	23	1.300	CE	No	Olive Street	Yale Street	49,136,684	

South Lake Union Street Car

The project designed and constructed the street car system connecting Downtown Seattle, Denny Triangle and the South Lake Union Neighborhood. The southern terminus of the system will be part of the Westlake Station Transit Hub. The current phase of the project includes analyzing possible extensions to the street car line, and connections and extensions to the Waterfront Street Car. Also, the city will undertake preventive maintenance on vehicles and equipment. The project will also purchase and install an ORCA card reader system and modify the traction power substation equipment.

Funding

Phase	Start Date	Federal Fund Code	Federal Funds		State Fund Code	State Funds	Local Funds	Total
PE	2017	Discretionary		16,072		0	0	16,072
Project Totals				16,072		0	0	16,072

Expenditure Schedule

Phase	1st	2nd	3rd	4th	5th & 6th
ALL	16,072	0	0	0	0
Totals	16,072	0	0	0	0

Washington State S. T. I. P.

2017 to 2020

(Project Funds to Nearest Dollar)

MPO/RTPO: PSRC

Y Inside

N Outside

November 17, 2017

County: King

Agency: Seattle

Func Cls	Project Number	PIN	STIP ID	Imp Type	Total Project Length	Environmental Type	RW Required	Begin Termini	End Termini	Total Est. Cost of Project	STIP Amend. No.
00			SEA-166	23	0.000	CE	No	Pine Street	Yale Street	2,216,345	1709 AdMod

South Lake Union Streetcar Maintenance

This is a TIP bucket project which contains the South Lake Union Streetcar's FTA funded preventative and major maintenance grants to support this streetcar line which began service in 2007. The project contains the annual programs of work to maintain the South Lake Union streetcar line, which consists such of 2.6 directional route miles of fixed guideway, 11 stops/stations, 3 streetcar vehicles, and a maintenance facility. The project consists of FTA funds already expended or scheduled to be expended over the span of FFYs 2013-2017. On average, the federal funds programmed represent approximately 34% of the annual budget for this activity.

Funding

Phase	Start Date	Federal	Fund Code	Federal Funds	State Fund Code	State Funds	Local Funds	Total
CN	2017		5307	879,529		0	219,882	1,099,411
Project Totals				879,529		0	219,882	1,099,411

Expenditure Schedule

Phase	1st	2nd	3rd	4th	5th & 6th
ALL	1,099,411	0	0	0	0
Totals	1,099,411	0	0	0	0

Washington State S. T. I. P.

2017 to 2020

(Project Funds to Nearest Dollar)

MPO/RTPO: PSRC

Y Inside

N Outside

November 17, 2017

County: King

Agency: Seattle

Func Cls	Project Number	PIN	STIP ID	Imp Type	Total Project Length	Environmental Type	RW Required	Begin Termini	End Termini	Total Est. Cost of Project	STIP Amend. No.
00			SEA-209	23	0.000	CE	No	Yale - Stewart	1st Ave - Howell St.	1,612,898	

Streetcar System Maintenance

This is a TIP bucket project which contains the FTA funded preventive and major maintenance grants to support the Seattle Streetcar System. The first line began operations in 2007 and the second line began operations in 2016. The project contains funds for preventive and major maintenance scheduled to be expended in FFYs 2018, 2019, and 2020.

Funding

Phase	Start Date	Federal Fund Code	Federal Funds		State Fund Code	State Funds	Local Funds	Total
			Federal	Funds				
CN	2018	5307		430,106		0	107,526	537,632
CN	2019	5307		430,106		0	107,526	537,632
CN	2020	5307		430,106		0	107,526	537,632
Project Totals				1,290,318		0	322,578	1,612,896

Expenditure Schedule

Phase	1st	2nd	3rd	4th	5th & 6th
ALL	0	537,632	537,632	537,632	0
Totals	0	537,632	537,632	537,632	0

Washington State S. T. I. P.

2017 to 2020

(Project Funds to Nearest Dollar)

MPO/RTPO: PSRC

Y Inside

N Outside

November 17, 2017

County: King

Agency: Seattle

Func CIs	Project Number	PIN	STIP ID	Imp Type	Total Project Length	Environmental Type	RW Required	Begin Termini	End Termini	Total Est. Cost of Project	STIP Amend. No.
00			SEA-212	04	0.000	DCE	No	N/A	N/A	520,000	17-05

Vision Zero - Improve Safety at Signalized Intersections

Improve vehicle and pedestrian safety at signalized intersections through low-cost leading pedestrian intervals (LPIs) and enhanced traffic signal visibility.

Funding

Phase	Start Date	Federal	Fund Code	Federal Funds		State Fund Code	State Funds	Local Funds	Total
PE	2017		HSIP	55,000			0	20,000	75,000
CN	2018		HSIP	395,000			0	50,000	445,000
Project Totals				450,000			0	70,000	520,000

Expenditure Schedule

Phase	1st	2nd	3rd	4th	5th & 6th
ALL	75,000	445,000	0	0	0
Totals	75,000	445,000	0	0	0

Washington State S. T. I. P.

2017 to 2020

(Project Funds to Nearest Dollar)

MPO/RTPO: PSRC

Y Inside

N Outside

November 17, 2017

County: King

Agency: Seattle

Func Cls	Project Number	PIN	STIP ID	Imp Type	Total Project Length	Environmental Type	RW Required	Begin Termini	End Termini	Total Est. Cost of Project	STIP Amend. No.
14			SEA-211	05	0.400	DCE	No	N/A	N/A	416,850	17-05

Vision Zero - Targeted High Friction Surface Treatments

Design and apply high friction surface treatment.

Funding

Phase	Start Date	Federal	Fund Code	Federal Funds		State Funds	Local Funds	Total
				State Fund Code				
PE	2017		HSIP		34,200	0	11,400	45,600
CN	2018		HSIP		331,638	0	39,612	371,250
Project Totals					365,838	0	51,012	416,850

Expenditure Schedule

Phase	1st	2nd	3rd	4th	5th & 6th
ALL	45,600	371,250	0	0	0
Totals	45,600	371,250	0	0	0

	Federal Funds	State Funds	Local Funds	Total
Agency Totals for Seattle	191,310,555	25,000,000	193,855,419	410,165,974

Washington State S. T. I. P.

2017 to 2020

(Project Funds to Nearest Dollar)

MPO/RTPO: PSRC

Y Inside

N Outside

November 17, 2017

County: King

Agency: Seattle Aging and Disabled Services

Func Cls	Project Number	PIN	STIP ID	Imp Type	Total Project Length	Environmental Type	RW Required	Begin Termini	End Termini	Total Est. Cost of Project	STIP Amend. No.
00			ADS-1	23	0.000	CE	No	N/A	N/A	1,099,872	17-04

Sustain Community Shuttles for Seniors and People With Disabilities

Provide demand-response public transportation service for seniors and people with disabilities in Seattle and King County.

Funding

Phase	Start Date	Federal	Fund Code	Federal Funds	State Fund Code	State Funds	Local Funds	Total
CN	2017		5310	490,911		0	608,961	1,099,872
Project Totals				490,911		0	608,961	1,099,872

Expenditure Schedule

Phase	1st	2nd	3rd	4th	5th & 6th
ALL	1,099,872	0	0	0	0
Totals	1,099,872	0	0	0	0

	Federal Funds	State Funds	Local Funds	Total
Agency Totals for Seattle Aging and Disabled Services	490,911	0	608,961	1,099,872

Washington State S. T. I. P.

2017 to 2020

(Project Funds to Nearest Dollar)

MPO/RTPO: PSRC

Y Inside

N Outside

November 17, 2017

County: King

Agency: Senior Services of King
County

Func Cls	Project Number	PIN	STIP ID	Imp Type	Total Project Length	Environmental Type	RW Required	Begin Termini	End Termini	Total Est. Cost of Project	STIP Amend. No.
00			SSKC-6	23	0.000	CE	No	N/A	N/A	314,614	

Expand Hyde Shuttles

The Hyde Shuttle Expansion project expands a community-based paratransit operation in South King County. The project provides affordable, accessible, user-friendly transportation to seniors 55 years of age and older and people with disabilities of all ages, providing a vital link to community services for people who otherwise might remain home-bound and isolated. The project offers services beyond the requirements of the Americans with Disabilities Act and plays a critical role in closing transportation gaps throughout the county. Hyde Shuttles currently provide service in the South King County cities of Des Moines, Normandy Park, Burien, Renton, Federal Way, SeaTac and Tukwila. This project implements three additional routes. Two new routes will serve Auburn. The third route will expand service in Federal Way to include areas of unincorporated King County.

Funding

Phase	Start Date	Federal Fund Code	Federal Funds	State Fund Code	State Funds	Local Funds	Total
CN	2017	5310	157,307		0	157,307	314,614
Project Totals			157,307		0	157,307	314,614

Expenditure Schedule

Phase	1st	2nd	3rd	4th	5th & 6th
ALL	314,614	0	0	0	0
Totals	314,614	0	0	0	0

Washington State S. T. I. P.

2017 to 2020

(Project Funds to Nearest Dollar)

MPO/RTPO: PSRC

Y Inside

N Outside

November 17, 2017

County: King

Agency: Senior Services of King
County

Func Cls	Project Number	PIN	STIP ID	Imp Type	Total Project Length	Environmental Type	RW Required	Begin Termini	End Termini	Total Est. Cost of Project	STIP Amend. No.
00			SSKC-7	23	0.000	CE	No	N/A	N/A	6,362,577	

Sustain Hyde Shuttles 15-17

The Sustain the Hyde Shuttles Project continues a coordinated, community-based paratransit operation in King County. The project provides affordable, accessible and appropriate transportation for seniors 55 years of age and older and people with disabilities of all ages, providing a vital link to community services for people who otherwise might remain homebound and isolated. The project operates in the Snoqualmie Valley, the suburban cities of Des Moines, Normandy Park, Burien, Shoreline, Lake Forest Park, Renton, Auburn, Federal Way, SeaTac, Tukwila and all of Seattle except the downtown core.

Funding

Phase	Start Date	Federal Fund Code	Federal Funds	State Fund Code	State Funds	Local Funds	Total
CN	2017	5310	314,469	OTHER	593,980	4,280,013	5,188,462
Project Totals			314,469		593,980	4,280,013	5,188,462

Expenditure Schedule

Phase	1st	2nd	3rd	4th	5th & 6th
ALL	5,188,462	0	0	0	0
Totals	5,188,462	0	0	0	0

Washington State S. T. I. P.

2017 to 2020

(Project Funds to Nearest Dollar)

MPO/RTPO: PSRC

Y Inside

N Outside

November 17, 2017

County: King

Agency: Senior Services of King
County

Func Cls	Project Number	PIN	STIP ID	Imp Type	Total Project Length	Environmental Type	RW Required	Begin Termini	End Termini	Total Est. Cost of Project	STIP Amend. No.
00			SSKC-8	23	0.000	CE	No	N/A	N/A	4,968,480	17-05

Sustain the Hyde Shuttles 17-19

This project sustains a community-based paratransit operation in King County. We offer affordable, accessible and appropriate transportation to seniors and people with disabilities who fall through gaps in public transportation, providing a vital link to community services for people who might otherwise remain homebound and isolated. The Hyde Shuttles focus on people who need a higher level of assistance than transit agencies provide, do not qualify for ADA paratransit services due to strict eligibility requirements or have a difficult time using public transportation due to age, disability, income, geography, language and cultural barriers. The Shuttles operate in the Snoqualmie Valley, the suburban cities of Des Moines, Normandy Park, Burien, Shoreline, Lake Forest Park, Renton and all of Seattle except the downtown core.

Funding

Phase	Start Date	Federal	Fund Code	Federal Funds	State Fund Code	State Funds	Local Funds	Total
CN	2017		5310	1,098,053	OTHER	593,980	3,276,447	4,968,480
Project Totals				1,098,053		593,980	3,276,447	4,968,480

Expenditure Schedule

Phase	1st	2nd	3rd	4th	5th & 6th
ALL	4,968,480	0	0	0	0
Totals	4,968,480	0	0	0	0

	Federal Funds	State Funds	Local Funds	Total
Agency Totals for Senior Services of King County	1,569,829	1,187,960	7,713,767	10,471,556

Washington State S. T. I. P.

2017 to 2020

(Project Funds to Nearest Dollar)

MPO/RTPO: PSRC

Y Inside

N Outside

November 17, 2017

County: Snohomish

Agency: Senior Services of
Snohomish County

Func Cls	Project Number	PIN	STIP ID	Imp Type	Total Project Length	Environmental Type	RW Required	Begin Termini	End Termini	Total Est. Cost of Project	STIP Amend. No.
00			SSSC-6	23	0.000	CE	No	N/A	N/A	263,920	

Mobility Management, Snohomish

Funds programmed to this project will provide for one full time staff member until July of 2015 to carry out the Mobility Management program operated under the Snohomish County Transportation Coalition (SNOTRAC). The Mobility Management program addresses the needs of older adults, persons with disabilities, low income populations, limited English proficiency communities, and veterans. The program strives to increase awareness of transportation options and services, simplify trip arrangements, build transportation capacity within existing community resources, and increase transportation options in underserved areas. Elements of the program include organizing outreach efforts, building community partnerships with transportation and human service providers, identifying funding for projects, and participating in many local, regional, and state committees

Funding

Phase	Start Date	Federal Funds		State Fund Code	State Funds	Local Funds	Total	
		Federal	Fund Code					
CN	2017		5310		211,520	0	52,400	263,920
		Project Totals			211,520	0	52,400	263,920

Expenditure Schedule

Phase	1st	2nd	3rd	4th	5th & 6th
ALL	263,920	0	0	0	0
Totals	263,920	0	0	0	0

Washington State S. T. I. P.

2017 to 2020

(Project Funds to Nearest Dollar)

MPO/RTPO: PSRC

Y Inside

N Outside

November 17, 2017

County: Snohomish

Agency: Senior Services of
Snohomish County

Func Cls	Project Number	PIN	STIP ID	Imp Type	Total Project Length	Environmental Type	RW Required	Begin Termini	End Termini	Total Est. Cost of Project	STIP Amend. No.
00			SSSC-10	44	0.000	CE	No	N/A	N/A	90,000	17-04

Transportation Assistance Program - Pay Your Pal

The Pay Your Pal Program (PYP) provides a safe and economical way to transport seniors and people with disabilities by providing mileage reimbursement for people who volunteer to drive to work, school or medical appointments. Riders eligible for this program live in rural and urban parts of Snohomish County outside of the 3/4 mile ADA Corridor served by public paratransit agencies; are seniors and individuals with disabilities; and have a need for transportation that cannot be met by other transportation providers.

Funding

Phase	Start Date	Federal	Fund Code	Federal Funds	State Fund Code	State Funds	Local Funds	Total
CN	2019		5310	45,000		0	45,000	90,000
Project Totals				45,000		0	45,000	90,000

Expenditure Schedule

Phase	1st	2nd	3rd	4th	5th & 6th
ALL	0	0	90,000	0	0
Totals	0	0	90,000	0	0

Washington State S. T. I. P.

2017 to 2020

(Project Funds to Nearest Dollar)

MPO/RTPO: PSRC

Y Inside

N Outside

November 17, 2017

County: Snohomish

Agency: Senior Services of
Snohomish County

Func Cls	Project Number	PIN	STIP ID	Imp Type	Total Project Length	Environmental Type	RW Required	Begin Termini	End Termini	Total Est. Cost of Project	STIP Amend. No.
00			SSSC-12	23	0.000	CE	No	N/A	N/A	370,217	17-05

Transportation Assistance Program- Vehicles

This application will cover the purchase of four replacement vehicles for the Transportation Assistance Program.

Funding

Phase	Start Date	Federal Funds		State Funds		Local Funds	Total
		Federal	Fund Code	State Fund Code	State Funds		
CN	2017		5310		WSDOT		
				34,037		296,180	40,000
Project Totals				34,037		296,180	40,000
							370,217

Expenditure Schedule

Phase	1st	2nd	3rd	4th	5th & 6th
ALL	370,217	0	0	0	0
Totals	370,217	0	0	0	0

Washington State S. T. I. P.

2017 to 2020

(Project Funds to Nearest Dollar)

MPO/RTPO: PSRC

Y Inside

N Outside

November 17, 2017

County: Snohomish

Agency: Senior Services of
Snohomish County

Func Cls	Project Number	PIN	STIP ID	Imp Type	Total Project Length	Environmental Type	RW Required	Begin Termini	End Termini	Total Est. Cost of Project	STIP Amend. No.
00			SSSC-13	23	0.000	CE	No	N/A	N/A	1,403,777	17-05

Transportation Assistance Program-Operations

This project is designed to service the rural and extreme rural areas of Snohomish County. Transportation Assistance Program Operations will provide transportation services for older adults and people with disabilities and bring them in to the main line area.

Funding

Phase	Start Date	Federal Fund Code	Federal Funds	State Fund Code	State Funds	Local Funds	Total
CN	2019	5310	309,777	WSDOT	522,000	572,000	1,403,777
Project Totals			309,777		522,000	572,000	1,403,777

Expenditure Schedule

Phase	1st	2nd	3rd	4th	5th & 6th
ALL	0	0	1,403,777	0	0
Totals	0	0	1,403,777	0	0

Washington State S. T. I. P.

2017 to 2020

(Project Funds to Nearest Dollar)

MPO/RTPO: PSRC

Y Inside

N Outside

November 17, 2017

County: Snohomish

Agency: Senior Services of
Snohomish County

Func Cls	Project Number	PIN	STIP ID	Imp Type	Total Project Length	Environmental Type	RW Required	Begin Termini	End Termini	Total Est. Cost of Project	STIP Amend. No.
00			SSSC-11	24	0.000	CE	No	N/A	N/A	64,649	17-05

Transportation Assistance Program-Outreach

Transportation Outreach (formerly Ride Around the Sound) instructs seniors on all aspects of the trip planning including the use of public transit, use of the ORCA card, obtaining reduced-fare permits as well as other vital transportation information that will assist them in traveling safely throughout the region and between transportation modes.

Funding

Phase	Start Date	Federal Fund Code	Federal Funds		State Fund Code	State Funds	Local Funds	Total
CN	2018	5310		42,739		0	21,910	64,649
Project Totals				42,739		0	21,910	64,649

Expenditure Schedule

Phase	1st	2nd	3rd	4th	5th & 6th
ALL	0	64,649	0	0	0
Totals	0	64,649	0	0	0

	Federal Funds		State Funds	Local Funds	Total
Agency Totals for Senior Services of Snohomish County		643,073	818,180	731,310	2,192,563

Washington State S. T. I. P.

2017 to 2020

(Project Funds to Nearest Dollar)

MPO/RTPO: PSRC

Y Inside

N Outside

November 17, 2017

County: King

Agency: Shoreline

Func Cls	Project Number	PIN	STIP ID	Imp Type	Total Project Length	Environmental Type	RW Required	Begin Termini	End Termini	Total Est. Cost of Project	STIP Amend. No.
14			SL-21	05	1.100	CE	No	NE 155 Street	NE 160 Street	762,713	1705 AdMod

15th Avenue NE Preservation

The project is an asphalt overlay of the pavement on 15th Avenue NE from NE 155th Street to NE 160th Street, including the intersection of 15th Avenue NE and NE 160th Street. This includes milling the existing pavement, pavement repairs, reconstructing curb ramps to ADA standards, replacing traffic detector loops, upgrading accessible pedestrian signals, and re-striping pavement markings and bicycle lanes.

Funding

Phase	Start Date	Federal	Fund Code	Federal Funds		State Funds	Local Funds	Total
				Federal	State Fund Code			
PE	2018		STP(UL)	125,376		0	37,450	162,826
CN	2019		STP(UL)	461,913		0	137,974	599,887
Project Totals				587,289		0	175,424	762,713

Expenditure Schedule

Phase	1st	2nd	3rd	4th	5th & 6th
ALL	0	162,826	599,887	0	0
Totals	0	162,826	599,887	0	0

Washington State S. T. I. P.

2017 to 2020

(Project Funds to Nearest Dollar)

MPO/RTPO: PSRC

Y Inside

N Outside

November 17, 2017

County: King

Agency: Shoreline

Func Cls	Project Number	PIN	STIP ID	Imp Type	Total Project Length	Environmental Type	RW Required	Begin Termini	End Termini	Total Est. Cost of Project	STIP Amend. No.
00	1169(019)		SL-14	28	0.000	CE	No	N/A	N/A	642,725	1702 AdMod

Bicycle Plan Implementation

Implement the majority of the City of Shoreline's adopted bicycle system plan and implement bicycle and pedestrian way finding signage.

Funding

Phase	Start Date	Federal	Fund Code	Federal Funds	State Fund Code	State Funds	Local Funds	Total
CN	2017		STP(UL)	463,445		0	72,330	535,775
Project Totals				463,445		0	72,330	535,775

Expenditure Schedule

Phase	1st	2nd	3rd	4th	5th & 6th
ALL	535,775	0	0	0	0
Totals	535,775	0	0	0	0

Washington State S. T. I. P.

2017 to 2020

(Project Funds to Nearest Dollar)

MPO/RTPO: PSRC

Y Inside

N Outside

November 17, 2017

County: King

Agency: Shoreline

Func CIs	Project Number	PIN	STIP ID	Imp Type	Total Project Length	Environmental Type	RW Required	Begin Termini	End Termini	Total Est. Cost of Project	STIP Amend. No.
00	1169(020)		SL-17	28	0.120	DCE	Yes	Meridian Avenue N	Wallingford Avenue N	530,000	

Echo Lake Elementary Safe Route to School

This project will construct sidewalks (including curb and gutter), curb ramps, and crosswalks on N 195th Street between Meridian Avenue N and Wallingford Avenue N, directly adjacent to Echo Lake Elementary. The new sidewalk will connect to sidewalk already in place in front of the school east to the N 195th Street Trail, which connects student walkers and bicyclists to the surrounding neighborhoods. For the education and encouragement portion of the project, school staff will work to design and implement a safety measures campaign that will focus on proper walking and biking methods and could include assembly and safety incentives.

Funding

Phase	Start Date	Federal Fund Code	Federal Funds		State Fund Code	State Funds	Local Funds	Total
			Federal	Fund Code				
RW	2017	TAP(SR)	5,000			0	0	5,000
CN	2017	TAP(SR)	400,000			0	9,000	409,000
Project Totals			405,000			0	9,000	414,000

Expenditure Schedule

Phase	1st	2nd	3rd	4th	5th & 6th
ALL	414,000	0	0	0	0
Totals	414,000	0	0	0	0

Washington State S. T. I. P.

2017 to 2020

(Project Funds to Nearest Dollar)

MPO/RTPO: PSRC

Y Inside

N Outside

November 17, 2017

County: King

Agency: Shoreline

Func Cls	Project Number	PIN	STIP ID	Imp Type	Total Project Length	Environmental Type	RW Required	Begin Termini	End Termini	Total Est. Cost of Project	STIP Amend. No.
16	2141(002)		SL-19	04	0.000	EA	Yes	Meridian Ave N & N 155th	Meridian Ave N & N 155th	358,929	1702 AdMod

Meridian Ave N & N 155th St Intersection Phase Changes

This project will add replace signal poles and mast-arms with capacity to add flashing yellow arrow signal indications for northbound left turn and southbound left turn to address at-angle collisions at the intersection of Meridian Avenue N and N 155th Street in Shoreline. This will also replace junction boxes, conduits, signal cabinets, detection loops, and signal controller. This project will also decrease intersection radii to lower vehicle turning speeds and reduce pedestrian crossing distance for increased pedestrian safety and provide vehicle and bicycle detection where needed. The intersection sidewalks, curb ramps and pedestrian signal system will be upgraded for ADA compliance.

Funding

Phase	Start Date	Federal	Fund Code	Federal Funds		State Funds	Local Funds	Total
				Fund Code	Federal Funds			
RW	2017		HSIP		9,598	0	1,066	10,664
CN	2017		HSIP		293,482	0	0	293,482
Project Totals					303,080	0	1,066	304,146

Expenditure Schedule

Phase	1st	2nd	3rd	4th	5th & 6th
ALL	304,146	0	0	0	0
Totals	304,146	0	0	0	0

Washington State S. T. I. P.

2017 to 2020

(Project Funds to Nearest Dollar)

MPO/RTPO: PSRC

Y Inside

N Outside

November 17, 2017

County: King

Agency: Shoreline

Func Cls	Project Number	PIN	STIP ID	Imp Type	Total Project Length	Environmental Type	RW Required	Begin Termini	End Termini	Total Est. Cost of Project	STIP Amend. No.
14			SL-18	04	0.600	DCE	Yes	Stone Ave N	I-5	22,800,000	1701 AdMod

N 175th Street, Stone Avenue N to I-5

This funding will allow the City to complete the design (PS and E) and environmental work for the segment of N 175th Street between Stone Avenue N and Interstate 5. The improvements on N 175th Street include: 1) Reconstruction of the existing street to provide two traffic lanes in each direction and a center lane with two-way left turn areas, medians, turn pockets, and lengthened intersection storage. 2) Bicycle facilities integrated into new sidewalk as raised cycle tracks. 3) Curb, gutter, and landscaped amenity zone where feasible. 4) Illumination. 5) Retaining walls, and 6) Safety and capacity improvements at intersections.

Funding

Phase	Start Date	Federal Fund Code	Federal Funds	State Fund Code	State Funds	Local Funds	Total
PE	2018	STP(UL)	3,546,500		0	553,500	4,100,000
Project Totals			3,546,500		0	553,500	4,100,000

Expenditure Schedule

Phase	1st	2nd	3rd	4th	5th & 6th
ALL	0	4,100,000	0	0	0
Totals	0	4,100,000	0	0	0

Washington State S. T. I. P.

2017 to 2020

(Project Funds to Nearest Dollar)

MPO/RTPO: PSRC

Y Inside

N Outside

November 17, 2017

County: King

Agency: Shoreline

Func Cls	Project Number	PIN	STIP ID	Imp Type	Total Project Length	Environmental Type	RW Required	Begin Termini	End Termini	Total Est. Cost of Project	STIP Amend. No.
16	000S(450)		SL-20	21	0.000	CE	No	N/A	N/A	120,456	1702 AdMod

Radar Speed Sign Installations

Install speed feedback signs (radar speed signs) on five corridors within the City of Shoreline.Improvement/countermeasure #1 Install speed feedback signs (radar speed signs).1. Greenwood Ave N between Westminster Way N and N 160th Street (northbound and southbound)2. 5th Ave NE between NE 192nd Street and NE 205th Street (northbound and southbound)3. 1st Ave NE between N 145th Street and N 155th Street (northbound and southbound)4. 15th Ave NW between NW Richmond Beach Rd and NW 205th St (northbound and southbound)5. NW Innis Arden Way between Greenwood Ave N and 10th Ave NW (westbound only)

Funding

Phase	Start Date	Federal	Fund Code	Federal Funds	State Fund Code	State Funds	Local Funds	Total
CN	2017		HSIP	111,032		0	0	111,032
Project Totals				111,032		0	0	111,032

Expenditure Schedule

Phase	1st	2nd	3rd	4th	5th & 6th
ALL	111,032	0	0	0	0
Totals	111,032	0	0	0	0

Washington State S. T. I. P.

2017 to 2020

(Project Funds to Nearest Dollar)

MPO/RTPO: PSRC

Y Inside

N Outside

November 17, 2017

County: King

Agency: Shoreline

Func Cls	Project Number	PIN	STIP ID	Imp Type	Total Project Length	Environmental Type	RW Required	Begin Termini	End Termini	Total Est. Cost of Project	STIP Amend. No.
14			SL-22	03	0.000	EA	Yes	N/A	N/A	21,500,000	1701 AdMod

SR 523 (N/NE 145th Street) & I-5 Interchange Improvements

This project will substantially improve mobility, accessibility, and safety for pedestrians, bicyclists, transit, and drivers at the I-5/145th Interchange. Scope of improvements in this environmental, design and engineering effort includes a new loop ramp from eastbound 145th to northbound I-5, a new non-motorized bridge on the north side of 145th, an additional lane across the 145th bridge deck, an added right turn lane on the southbound off ramp, an added right turn from eastbound 145th to southbound I-5, an added westbound to northbound right turn lane at 5th Ave NE, improved sidewalks on the south side of the 145th bridge, and traffic signal improvements.

Funding

Phase	Start Date	Federal Fund Code	Federal Funds	State Fund Code	State Funds	Local Funds	Total
PE	2017	STP(UL)	3,892,500		0	607,500	4,500,000
Project Totals			3,892,500		0	607,500	4,500,000

Expenditure Schedule

Phase	1st	2nd	3rd	4th	5th & 6th
ALL	4,500,000	0	0	0	0
Totals	4,500,000	0	0	0	0

	Federal Funds	State Funds	Local Funds	Total
Agency Totals for Shoreline	9,308,846	0	1,418,820	10,727,666

Washington State S. T. I. P.

2017 to 2020

(Project Funds to Nearest Dollar)

MPO/RTPO: PSRC

Y Inside

N Outside

November 17, 2017

County: Skagit

Agency: Skagit Transit

Func Cls	Project Number	PIN	STIP ID	Imp Type	Total Project Length	Environmental Type	RW Required	Begin Termini	End Termini	Total Est. Cost of Project	STIP Amend. No.
00			SKA-3	23	0.000	CE	No			784,420	17-09

Commuter Bus Operations

This is a TIP bucket project to provide approximately 7,600 hours of Skagit Transit Commuter Bus service in the Seattle-Tacoma-Everett UZA. The Commuter Bus service connects Mount Vernon vicinity to downtown Everett.

Funding

Phase	Start Date	Federal	Fund Code	Federal Funds	State Fund Code	State Funds	Local Funds	Total
CN	2017		5307	122,213		0	122,213	244,426
Project Totals				122,213		0	122,213	244,426

Expenditure Schedule

Phase	1st	2nd	3rd	4th	5th & 6th
ALL	244,426	0	0	0	0
Totals	244,426	0	0	0	0

Washington State S. T. I. P.

2017 to 2020

(Project Funds to Nearest Dollar)

MPO/RTPO: PSRC

Y Inside

N Outside

November 17, 2017

County: Skagit

Agency: Skagit Transit

Func Cls	Project Number	PIN	STIP ID	Imp Type	Total Project Length	Environmental Type	RW Required	Begin Termini	End Termini	Total Est. Cost of Project	STIP Amend. No.
00			SKA-4	23	0.000	CE	Yes	N/A	N/A	18,134,557	17-09

Skagit Transit Maintenance Operations and Administration Facility

The project will remodel a newly acquired facility to accommodate all of Skagit Transit maintenance, operations and administration activities.

Funding

Phase	Start Date	Federal Funds		State Fund Code	State Funds	Local Funds	Total
		Federal	Fund Code				
PE	2017		5307		0	162,187	741,525
PE	2017		5339		0	0	69,410
PE	2018		5307		0	55,325	238,684
PE	2018		5339		0	0	34,938
Project Totals					0	217,512	1,084,557

Expenditure Schedule

Phase	1st	2nd	3rd	4th	5th & 6th
ALL	810,935	273,622	0	0	0
Totals	810,935	273,622	0	0	0

Federal Funds		State Funds	Local Funds	Total
Agency Totals for Skagit Transit		0	339,725	1,328,983

Washington State S. T. I. P.

2017 to 2020

(Project Funds to Nearest Dollar)

MPO/RTPO: PSRC

Y Inside

N Outside

November 17, 2017

County: Snohomish

Agency: Snohomish

Func Cls	Project Number	PIN	STIP ID	Imp Type	Total Project Length	Environmental Type	RW Required	Begin Termini	End Termini	Total Est. Cost of Project	STIP Amend. No.
16			SNH-12	04	0.000	CE	No	Bickford/Weaver Int.	Bickford/Weaver Int.	1,100,000	17-06

Bickford & Weaver Intersection Improvements

This project provides for intersection improvements at Bickford Avenue and Weaver Road. The projects includes a new traffic signal, curbing, channelization, sidewalks and drainage improvements.

Funding

Phase	Start Date	Federal	Fund Code	Federal Funds	State Fund Code	State Funds	Local Funds	Total
PE	2019		STP(UL)	216,250		0	33,750	250,000
Project Totals				216,250		0	33,750	250,000

Expenditure Schedule

Phase	1st	2nd	3rd	4th	5th & 6th
ALL	0	0	250,000	0	0
Totals	0	0	250,000	0	0

Washington State S. T. I. P.

2017 to 2020

(Project Funds to Nearest Dollar)

MPO/RTPO: PSRC

Y Inside

N Outside

November 17, 2017

County: Snohomish

Agency: Snohomish

Func Cls	Project Number	PIN	STIP ID	Imp Type	Total Project Length	Environmental Type	RW Required	Begin Termini	End Termini	Total Est. Cost of Project	STIP Amend. No.
16			SNH-11	05	0.450	CE	No	SR 9 Overpass	Weaver Road	500,000	1705 AdMod

Bickford Avenue Overlay

The project consists of grinding, paving, utility adjustments, Temporary Erosion and Sediment Control, channelization, and ADA improvements including sidewalk installation.

Funding

Phase	Start Date	Federal	Fund Code	Federal Funds		State Funds	Local Funds	Total
				Federal Funds	State Fund Code			
PE	2019		STP(UL)	8,000		0	2,000	10,000
CN	2019		STP(UL)	376,000		0	114,000	490,000
Project Totals				384,000		0	116,000	500,000

Expenditure Schedule

Phase	1st	2nd	3rd	4th	5th & 6th
ALL	0	0	500,000	0	0
Totals	0	0	500,000	0	0

Agency Totals for Snohomish	Federal Funds		State Funds	Local Funds	Total
	Federal Funds	State Fund Code			
	600,250		0	149,750	750,000

Washington State S. T. I. P.

2017 to 2020

(Project Funds to Nearest Dollar)

MPO/RTPO: PSRC

Y Inside

N Outside

November 17, 2017

County: Snohomish

Agency: Snohomish Co.

Func Cls	Project Number	PIN	STIP ID	Imp Type	Total Project Length	Environmental Type	RW Required	Begin Termini	End Termini	Total Est. Cost of Project	STIP Amend. No.
16			SNOCO-138	04	1.750	DCE	Yes	Seattle Hill Road	180th Street SE	11,420,000	

35th Ave. SE: 180 St. SE to 152 St. SE (Seattle Hill Road), Phase 1

Phase 1 on the 35th Avenue SE Corridor between 152nd St SE (Seattle Hill Road) and 180th St SE will construct a continuous three lane roadway with right turn lanes and left turn pockets. The intersection at 156th St SE will be signalized, and the signal at 168th St SE will be modified. The roadway will have bike lanes, curb, gutter, sidewalk and planter strips along with detention and water quality facilities. This project will upgrade the roadway to meet current standards and it will improve conditions for transit, drivers, bicyclists, and pedestrians. 35th Avenue SE is a designated Urban Minor Arterial that carries between 16,000 and 18,000 vehicles per day. Currently, the corridor consists of two eleven foot wide lanes, pedestrian accessible shoulders and intermittent sidewalks. In places, the roadway has been widened to three lanes as part of frontage improvements by various developers as required by County Code.

Funding

Phase	Start Date	Federal Fund Code	Federal Funds		State Fund Code	State Funds	Local Funds	Total
CN	2018	STP(UL)		3,089,260		0	5,420,740	8,510,000
Project Totals				3,089,260		0	5,420,740	8,510,000

Expenditure Schedule

Phase	1st	2nd	3rd	4th	5th & 6th
ALL	0	8,510,000	0	0	0
Totals	0	8,510,000	0	0	0

Washington State S. T. I. P.

2017 to 2020

(Project Funds to Nearest Dollar)

MPO/RTPO: PSRC

Y Inside

N Outside

November 17, 2017

County: Snohomish

Agency: Snohomish Co.

Func Cls	Project Number	PIN	STIP ID	Imp Type	Total Project Length	Environmental Type	RW Required	Begin Termini	End Termini	Total Est. Cost of Project	STIP Amend. No.
14	2031(114)		SNOCO-130	24	0.000	CE	No	228th St. SE; Seattle Hill Roa	SR 96; SR 526	2,000,000	1701 AdMod

Adaptive Signal Control System

Preparation of Systems Engineering Analysis. Design, procurement and installation of an adaptive signal control system on SR 527 (from 228th St. SE to SR 96) and on SR96/128th St. SW/Airport Way (from Seattle Hill Road to SR 526) including replacement of existing controllers and additional vehicle detection as required. Snohomish County is the sponsoring agency. Project co-sponsors are City of Everett, City of Bothell and WSDOT. The City of Everett will purchase and install PTZ HD cameras at 5 of their 6 intersections for monitoring purposes.

Funding

Phase	Start Date	Federal Fund Code	Federal Funds		State Fund Code	State Funds	Local Funds	Total
CN	2018	STP(UL)	1,557,000		OTHER	119,070	123,930	1,800,000
Project Totals			1,557,000			119,070	123,930	1,800,000

Expenditure Schedule

Phase	1st	2nd	3rd	4th	5th & 6th
ALL	0	1,800,000	0	0	0
Totals	0	1,800,000	0	0	0

Washington State S. T. I. P.

2017 to 2020

(Project Funds to Nearest Dollar)

MPO/RTPO: PSRC

Y Inside

N Outside

November 17, 2017

County: Snohomish

Agency: Snohomish Co.

Func Cls	Project Number	PIN	STIP ID	Imp Type	Total Project Length	Environmental Type	RW Required	Begin Termini	End Termini	Total Est. Cost of Project	STIP Amend. No.
14			SNOCO-134	24	0.000	CE	No	N/A	N/A	2,000,000	1705 AdMod

Adaptive Signal Control System Phase 2

Preparation of Systems Engineering Analysis. Design, procurement and installation of an adaptive signal control system on SR 527, SR 99, SR 522, I-5, 240th SE, 196th St SW, 44th Ave W and 164th St SW Corridors. The project consists of 45 signal locations including replacement of existing controllers and additional vehicle detection as required. Intersections on these corridors have irregular spacing, heavy pedestrian use, emergency vehicle preemption and consistently high volume demands. Snohomish County is the sponsoring agency. Project co-sponsors are the Cities of Bothell, Lynnwood, Mill Creek and Mountlake Terrace. WSDOT is a co-sponsor on state routes.

Funding

Phase	Start Date	Federal	Fund Code	Federal Funds		State Funds	Local Funds	Total
				Fund Code	Federal Funds			
PE	2018		STP(UL)		173,000	0	27,000	200,000
CN	2019		STP(UL)		1,557,000	0	243,000	1,800,000
Project Totals					1,730,000	0	270,000	2,000,000

Expenditure Schedule

Phase	1st	2nd	3rd	4th	5th & 6th
ALL	0	200,000	1,800,000	0	0
Totals	0	200,000	1,800,000	0	0

Washington State S. T. I. P.

2017 to 2020

(Project Funds to Nearest Dollar)

MPO/RTPO: PSRC

Y Inside

N Outside

November 17, 2017

County: Snohomish

Agency: Snohomish Co.

Func Cls	Project Number	PIN	STIP ID	Imp Type	Total Project Length	Environmental Type	RW Required	Begin Termini	End Termini	Total Est. Cost of Project	STIP Amend. No.
06			SNOCO-139	21	0.000	CE	No	N/A	N/A	1,355,913	17-01

High Friction Surface Treatment on Rural Arterials / Collectors

Application of high friction surface treatment (HFST) on multiple County arterials and collectors. The application consists of a polish-resistant and abrasion-resistant aggregate bonded to the pavement surface using a resin.

Funding

Phase	Start Date	Federal	Fund Code	Federal Funds		State Fund Code	State Funds	Local Funds	Total
PE	2017		HSIP	90,394			0	10,044	100,438
CN	2017		HSIP	1,129,927			0	125,548	1,255,475
Project Totals				1,220,321			0	135,592	1,355,913

Expenditure Schedule

Phase	1st	2nd	3rd	4th	5th & 6th
ALL	1,355,913	0	0	0	0
Totals	1,355,913	0	0	0	0

Washington State S. T. I. P.

2017 to 2020

(Project Funds to Nearest Dollar)

MPO/RTPO: PSRC

Y Inside

N Outside

November 17, 2017

County: Snohomish

Agency: Snohomish Co.

Func Cls	Project Number	PIN	STIP ID	Imp Type	Total Project Length	Environmental Type	RW Required	Begin Termini	End Termini	Total Est. Cost of Project	STIP Amend. No.
09	2031(109)		SNOCO-117	11	0.000	DCE	Yes	64th Street NE	Glover Road	4,523,788	

Pilchuck River Bridge #581

Replace existing multi-span, single lane bridge with a new single-span, single lane steel truss bridge.

Funding

Phase	Start Date	Federal	Fund Code	Federal Funds		State Fund Code	State Funds	Local Funds	Total
RW	2017		BR	120,000			0	30,000	150,000
CN	2017		BR	374,515			0	93,629	468,144
Project Totals				494,515			0	123,629	618,144

Expenditure Schedule

Phase	1st	2nd	3rd	4th	5th & 6th
ALL	618,144	0	0	0	0
Totals	618,144	0	0	0	0

Washington State S. T. I. P.

2017 to 2020

(Project Funds to Nearest Dollar)

MPO/RTPO: PSRC

Y Inside

N Outside

November 17, 2017

County: Snohomish

Agency: Snohomish Co.

Func Cls	Project Number	PIN	STIP ID	Imp Type	Total Project Length	Environmental Type	RW Required	Begin Termini	End Termini	Total Est. Cost of Project	STIP Amend. No.
06			SNOCO-135	11	0.000	DCE	Yes	Richardson Creek Bridge #300	Richardson Creek Bridge #300	2,075,722	1705 AdMod

Richardson Creek Bridge #300 Replacement

This narrow, scour prone, short span (20 feet) bridge, built in 1961, will be replaced with a new structure. The new structure will be built to standards that will provide wider vehicle travel lanes and bicycle and pedestrian facilities. The new span length will remove structure supports from high water areas to avoid structural damages.

Funding

Phase	Start Date	Federal Fund Code	Federal Funds		State Fund Code	State Funds	Local Funds	Total
PE	2019	STP(R)		302,750		0	47,250	350,000
RW	2020			0		0	40,000	40,000
CN	2020	STP(R)		1,458,150		0	227,572	1,685,722
Project Totals				1,760,900		0	314,822	2,075,722

Expenditure Schedule

Phase	1st	2nd	3rd	4th	5th & 6th
ALL	0	0	350,000	1,725,722	0
Totals	0	0	350,000	1,725,722	0

Washington State S. T. I. P.

2017 to 2020

(Project Funds to Nearest Dollar)

MPO/RTPO: PSRC

Y Inside

N Outside

November 17, 2017

County: Snohomish

Agency: Snohomish Co.

Func Cls	Project Number	PIN	STIP ID	Imp Type	Total Project Length	Environmental Type	RW Required	Begin Termini	End Termini	Total Est. Cost of Project	STIP Amend. No.
09	2031(113)		SNOCO-133	11	0.000	DCE	Yes	0.9 MI NW Jct SR 203	0.9 MI NW Jct SR 203	4,422,342	

Riley Slough 155 Replacement

Replace multi-span timber and concrete deck structure with new bridge

Funding

Phase	Start Date	Federal	Fund Code	Federal Funds		State Funds	Local Funds	Total
				State Fund Code	State Funds			
RW	2017		STP(BR)		40,000	0	10,000	50,000
CN	2018		STP(BR)		2,857,482	0	714,370	3,571,852
Project Totals					2,897,482	0	724,370	3,621,852

Expenditure Schedule

Phase	1st	2nd	3rd	4th	5th & 6th
ALL	50,000	3,571,852	0	0	0
Totals	50,000	3,571,852	0	0	0

Washington State S. T. I. P.

2017 to 2020

(Project Funds to Nearest Dollar)

MPO/RTPO: PSRC

Y Inside

N Outside

November 17, 2017

County: Snohomish

Agency: Snohomish Co.

Func Cls	Project Number	PIN	STIP ID	Imp Type	Total Project Length	Environmental Type	RW Required	Begin Termini	End Termini	Total Est. Cost of Project	STIP Amend. No.
06			SNOCO-137	05	3.560	DCE	No	Marine Dr: at Lakewood Rd, MP	Marine Dr: at Frank Waters Rd,	1,230,335	1705 AdMod

Snohomish County Rural Roads Preservation

Snohomish County will construct pavement preservation treatments on two rural minor arterials; Marine Dr. and 84 St NE. Work will include all items of work incidental to a typical mill / fill overlay, e.g., sweeping, repair work (as needed), pre-leveling where necessary, grinding, a 2-inch final lift of HMA wearing course, and ADA upgrades. Striping will also be completed. The project footprint will match existing roadway configurations including shoulder widths. No new bike lanes or sidewalk will be constructed.

Funding

Phase	Start Date	Federal	Fund Code	Federal Funds		State Funds	Local Funds	Total
				State Fund Code	State Funds			
PE	2017				0	0	98,427	98,427
CN	2020		STP(R)		979,100	0	152,808	1,131,908
Project Totals					979,100	0	251,235	1,230,335

Expenditure Schedule

Phase	1st	2nd	3rd	4th	5th & 6th
ALL	98,427	0	0	1,131,908	0
Totals	98,427	0	0	1,131,908	0

Washington State S. T. I. P.

2017 to 2020

(Project Funds to Nearest Dollar)

MPO/RTPO: PSRC

Y Inside

N Outside

November 17, 2017

County: Snohomish

Agency: Snohomish Co.

Func Cls	Project Number	PIN	STIP ID	Imp Type	Total Project Length	Environmental Type	RW Required	Begin Termini	End Termini	Total Est. Cost of Project	STIP Amend. No.
00			SNOCO-136	24	0.000	CE	No	N/A	N/A	1,000,000	

Transportation Demand Management on Regional Corridors

This program will reduce trips on congested county corridors serving regional centers by promoting alternatives to driving alone. Outreach to residents and employees interested in using alternative modes to single-occupancy vehicle travel includes direct mail, transportation fairs, community events/promotional partnerships, advertising, phone consultations and email and can include personal trip planning. Each participant completes an on-line calendar collecting data on the reduction of trips, vehicle miles traveled, and greenhouse gases from each corridor, also mode, location, and time of day. The program also provides a mode-specific financial incentive to defray costs of using an alternate mode during the trial period. For 2018-2020, the program will be implemented on five corridors. This project is an expansion of the Curb the Congestion program.

Funding

Phase	Start Date	Federal Fund Code	Federal Funds		State Fund Code	State Funds	Local Funds	Total
CN	2018	CMAQ	865,000			0	135,000	1,000,000
Project Totals			865,000			0	135,000	1,000,000

Expenditure Schedule

Phase	1st	2nd	3rd	4th	5th & 6th
ALL	0	1,000,000	0	0	0
Totals	0	1,000,000	0	0	0

Agency Totals for Snohomish Co.	Federal Funds		State Funds	Local Funds	Total
	14,593,578		119,070	7,499,318	22,211,966

Washington State S. T. I. P.

2017 to 2020

(Project Funds to Nearest Dollar)

MPO/RTPO: PSRC

Y Inside

N Outside

November 17, 2017

County: King

Agency: Snoqualmie

Func Cls	Project Number	PIN	STIP ID	Imp Type	Total Project Length	Environmental Type	RW Required	Begin Termini	End Termini	Total Est. Cost of Project	STIP Amend. No.
06	0202(054)		SNQ-5	06	0.500	CE	Yes	SE Northern Street	Newton Street SE	5,110,631	

Downtown Redevelopment Project - Phase II

Improve SR 202 (Railroad Ave SE) and surrounding blocks, from SE Northern to 500 ft. SE of SE Newton Street in 2 phases. Phase 2A is on SR202 between SE River to SE Northern St and on SE Fir, SE River, Maple Ave and SE Newton St. Phase 2B is on SR 202 between SE River and Newton St. Work includes removal and replacement of sidewalks with curb and gutter, ADA accessible curb ramps and mid-block crossing; a new water main, sanitary sewer facilities, storm drainage system, street illumination and LED pedestrian scale lighting, undergrounding of power, cable and phone lines; construction of a boardwalk, street furniture, bike racks, signage, landscaping, irrigation, and repaving. Two city parking lots will be improved by expansion, rechannelization, signage, medians, landscaping, rain gardens, and electric vehicle charging stations, depending on funding availability. Improvements on Maple Ave SE from SE Fir St to SE Newton St will be limited to shared lane pavement markings and signage.

Funding

Phase	Start Date	Federal Fund Code	Federal Funds		State Fund Code	State Funds	Local Funds	Total
			Federal	Fund Code				
CN	2017			0	Ped/Bike Program	1,800,000	0	1,800,000
CN	2017			0	TIB	200,000	0	200,000
CN	2017	Discretionary	200,000			0	468,780	668,780
CN	2017			0	WSDOT	117,000	0	117,000
Project Totals			200,000			2,117,000	468,780	2,785,780

Expenditure Schedule

Phase	1st	2nd	3rd	4th	5th & 6th
ALL	2,785,780	0	0	0	0
Totals	2,785,780	0	0	0	0

Washington State S. T. I. P.

2017 to 2020

(Project Funds to Nearest Dollar)

MPO/RTPO: PSRC

Y Inside

N Outside

November 17, 2017

County: King

Agency: Snoqualmie

Func Cls	Project Number	PIN	STIP ID	Imp Type	Total Project Length	Environmental Type	RW Required	Begin Termini	End Termini	Total Est. Cost of Project	STIP Amend. No.
16			SNQ-8	04	0.000	CE	No	Fisher Ave SE	Fisher Ave SE	370,000	1701 AdMod

Fisher Ave HAWK Signal

Installation of a pedestrian-activated crossing signal at the Fisher Ave SE and Snoqualmie Parkway intersection, and one crosswalk extending across the Snoqualmie Parkway.

Funding

Phase	Start Date	Federal Fund Code	Federal Funds		State Fund Code	State Funds	Local Funds	Total
			Federal	Funds				
CN	2018	STP(US)		175,000		0	155,000	330,000
Project Totals				175,000		0	155,000	330,000

Expenditure Schedule

Phase	1st	2nd	3rd	4th	5th & 6th
ALL	0	330,000	0	0	0
Totals	0	330,000	0	0	0

Washington State S. T. I. P.

2017 to 2020

(Project Funds to Nearest Dollar)

MPO/RTPO: PSRC

Y Inside

N Outside

November 17, 2017

County: King

Agency: Snoqualmie

Func Cls	Project Number	PIN	STIP ID	Imp Type	Total Project Length	Environmental Type	RW Required	Begin Termini	End Termini	Total Est. Cost of Project	STIP Amend. No.
16			SNQ-9	04	0.510	DCE	Yes	SE Northern Street	SE 69th Place	7,428,368	1705 AdMod

Town Center Phase 3A

The Town Center Phase 3A project is on SR202 (Railroad Avenue SE) between SE Northern Street and the Snoqualmie River Bridge (SE 69th Place). The project will improve lane width, intersection channelization, upgrade underground utilities, improve and update sidewalks, ADA ramps, parking access, street lighting, streetscape, traffic calming, underground aerial lines, and pavement rehabilitation.

Funding

Phase	Start Date	Federal Fund Code	Federal Funds	State Fund Code	State Funds	Local Funds	Total
PE	2019	STP(US)	473,300		0	73,868	547,168
Project Totals			473,300		0	73,868	547,168

Expenditure Schedule

Phase	1st	2nd	3rd	4th	5th & 6th
ALL	0	0	547,168	0	0
Totals	0	0	547,168	0	0

	Federal Funds	State Funds	Local Funds	Total
Agency Totals for Snoqualmie	848,300	2,117,000	697,648	3,662,948

Washington State S. T. I. P.

2017 to 2020

(Project Funds to Nearest Dollar)

MPO/RTPO: PSRC

Y Inside

N Outside

November 17, 2017

County:

Agency: Sound Transit

Func Cls	Project Number	PIN	STIP ID	Imp Type	Total Project Length	Environmental Type	RW Required	Begin Termini	End Termini	Total Est. Cost of Project	STIP Amend. No.
00			RTA-91	23	0.000	DCE	Yes	N/A	N/A	31,845,508	1705 AdMod

Auburn Station Improvements

Design (100%) for approximately 500 new parking stalls, transit speed and reliability improvements, and pedestrian and bicycle improvements such as new or enhanced crosswalks, sidewalks, bicycle lanes and/or secure bicycle parking.

Funding

Phase	Start Date	Federal Fund Code	Federal Funds		State Fund Code	State Funds	Local Funds	Total
			Federal	Fund Code				
PE	2019	CMAQ	1,500,000			0	3,343,648	4,843,648
Project Totals			1,500,000			0	3,343,648	4,843,648

Expenditure Schedule

Phase	1st	2nd	3rd	4th	5th & 6th
ALL	0	0	4,843,648	0	0
Totals	0	0	4,843,648	0	0

Washington State S. T. I. P.

2017 to 2020

(Project Funds to Nearest Dollar)

MPO/RTPO: PSRC

Y Inside

N Outside

November 17, 2017

County:

Agency: Sound Transit

Func Cls	Project Number	PIN	STIP ID	Imp Type	Total Project Length	Environmental Type	RW Required	Begin Termini	End Termini	Total Est. Cost of Project	STIP Amend. No.
00			RTA-4B	23	14.000	CE	Yes	Downtown Seattle King St Station	Lakewood Station	201,968,000	17-09

Commuter Rail Project: Seattle to Lakewood

Continue implementation of commuter rail service. Project includes agreements and easements with the BNSF for operating commuter rail service between Seattle and Lakewood. Specifically this project includes procuring up to four additional commuter rail easements (four additional round trips per weekday) on Sounder for service between Seattle and Lakewood. Per FTA, the project is using pre-award authority for FFY 2015-2017 funds to reimburse previous expenditures of local funds, and therefore no matching dollars for these funds are required to be programmed in the current STIP.

Funding

Phase	Start Date	Federal Funds		State Fund Code	State Funds	Local Funds	Total
		Federal	Fund Code				
RW	2017		5307		9,206,043	0	9,206,043
		Project Totals			9,206,043	0	9,206,043

Expenditure Schedule

Phase	1st	2nd	3rd	4th	5th & 6th
ALL	9,206,043	0	0	0	0
Totals	9,206,043	0	0	0	0

Washington State S. T. I. P.

2017 to 2020

(Project Funds to Nearest Dollar)

MPO/RTPO: PSRC

Y Inside

N Outside

November 17, 2017

County:

Agency: Sound Transit

Func CIs	Project Number	PIN	STIP ID	Imp Type	Total Project Length	Environmental Type	RW Required	Begin Termini	End Termini	Total Est. Cost of Project	STIP Amend. No.
00			RTA-76	23	14.500	EIS	Yes	downtown Seattle / IDS	Overlake Transit Center	2,968,882,000	

East Link Light Rail: Downtown Seattle, Bellevue, Overlake

Extend Link Light Rail from downtown Seattle to Redmond. East Link will connect Seattle-Mercer Island-Bellevue-Overlake/Redmond (~14 miles), and includes 10 new intermodal stations; over 2,000 P&R stalls; ~ 700 bicycle parking spaces; and a southbound HOV lane on Bellevue Way SE from the main entrance of the S. Bellevue P&R to the I-90 on-ramps. A new signal at the south entrance to the P&R will be installed and pedestrian facilities at the intersections serving both entrances will be installed/improved. The \$2.2 million of STP funds previously programmed provided for construction of the southbound HOV lane on Bellevue Way and the new signal and pedestrian facilities serving the P&R. The \$5 million of 5307 funds previously programmed provided for early construction activities. This project is financed with a federal TIFIA loan. \$1,325,978,000 in TIFIA loan disbursements will be available in the years 2019-2023. This is a multi-year project and the programming reflects the funds availab

Funding

Phase	Start Date	Federal	Fund Code	Federal Funds		State Funds	Local Funds	Total
				Federal Funds	State Fund Code			
CN	2017			0		0	1,250,000	1,250,000
Project Totals				0		0	1,250,000	1,250,000

Expenditure Schedule

Phase	1st	2nd	3rd	4th	5th & 6th
ALL	1,250,000	0	0	0	0
Totals	1,250,000	0	0	0	0

Washington State S. T. I. P.

2017 to 2020

(Project Funds to Nearest Dollar)

MPO/RTPO: PSRC

Y Inside

N Outside

November 17, 2017

County:

Agency: Sound Transit

Func Cls	Project Number	PIN	STIP ID	Imp Type	Total Project Length	Environmental Type	RW Required	Begin Termini	End Termini	Total Est. Cost of Project	STIP Amend. No.
00			RTA-82	23	0.000	EIS	Yes	South 200th Street and 28th Av	South 316th Street and 23rd Av	1,907,492,000	1705 AdMod

Federal Way Link Extension

Engineering (including NEPA), design and construction to extend light rail approximately 7.6 miles from Angle Lake Station (SeaTac) to the Federal Way Transit Center. The alignment is adjacent to I-5 and includes 3 stations: one near Highline College in Kent / Des Moines, one station at South 272nd, and one station at the Federal Way Transit Center. Parking will be built at each of the three stations. This project is anticipated to be financed with a federal TIFIA Master Credit Agreement loan. When the loan is executed, a total of \$629,472,431 in TIFIA loan disbursements will be available 2019-2024. This is a multi-year project and the programming reflects the funds available within the span of the regional TIP.

Funding

Phase	Start Date	Federal Funds		State Fund Code	State Funds	Local Funds	Total
		Federal	Fund Code				
PE	2017				0	41,013,000	41,013,000
PE	2018				0	41,848,000	41,848,000
PE	2019				0	35,574,000	35,574,000
PE	2020				0	35,723,000	35,723,000
RW	2017		5307		5,000,000	55,288,000	60,288,000
RW	2018				0	51,319,000	51,319,000
RW	2019				0	36,360,000	36,360,000
CN	2017				0	10,765,000	10,765,000
CN	2018		CMAQ		4,509,494	161,119,000	165,628,494
CN	2019				0	248,502,000	248,502,000
CN	2020		CMAQ		8,490,506	343,215,000	351,705,506
		Project Totals			18,000,000	1,060,726,000	1,078,726,000

Washington State S. T. I. P.

2017 to 2020

(Project Funds to Nearest Dollar)

MPO/RTPO: PSRC

Y Inside

N Outside

November 17, 2017

County:

Agency: Sound Transit

Expenditure Schedule

Phase	1st	2nd	3rd	4th	5th & 6th
ALL	112,066,000	258,795,494	320,436,000	387,428,506	0
Totals	112,066,000	258,795,494	320,436,000	387,428,506	0

Washington State S. T. I. P.

2017 to 2020

(Project Funds to Nearest Dollar)

MPO/RTPO: PSRC

Y Inside

N Outside

November 17, 2017

County:

Agency: Sound Transit

Func Cls	Project Number	PIN	STIP ID	Imp Type	Total Project Length	Environmental Type	RW Required	Begin Termini	End Termini	Total Est. Cost of Project	STIP Amend. No.
00			RTA-90	23	0.000	EIS	No	N/A	N/A	745,000,000	1704 AdMod

Light Rail Vehicle (LRV) Fleet Expansion

This project provides for management, design, manufacturing, assembly, inspection, testing and delivery of approximately 152 low floor light rail vehicles for projects including Northgate, East Link, Lynnwood Link, Federal Way Link and Downtown Redmond Link. This project is necessary to complete the procurement and delivery of approximately 152 additional LRVs, bringing the total fleet to the 214 LRVs required for revenue service by 2024. The total cost for this project is approximately \$745 million and overall completion of this project is September 2024. This is a multi-year project and the programming reflects the funds available within the span of the regional TIP.

Funding

Phase	Start Date	Federal Fund Code	Federal Funds	State Fund Code	State Funds	Local Funds	Total
CN	2017		0		0	65,312,255	65,312,255
CN	2018		0		0	28,720,970	28,720,970
Project Totals			0		0	94,033,225	94,033,225

Expenditure Schedule

Phase	1st	2nd	3rd	4th	5th & 6th
ALL	65,312,255	28,720,970	0	0	0
Totals	65,312,255	28,720,970	0	0	0

Washington State S. T. I. P.

2017 to 2020

(Project Funds to Nearest Dollar)

MPO/RTPO: PSRC

Y Inside

N Outside

November 17, 2017

County:

Agency: Sound Transit

Func CIs	Project Number	PIN	STIP ID	Imp Type	Total Project Length	Environmental Type	RW Required	Begin Termini	End Termini	Total Est. Cost of Project	STIP Amend. No.
00			RTA-85	23	0.000	EIS	Yes	East of 116th Ave NE	West of 120th Ave NE	449,221,000	17-02

Link Operations and Maintenance Facility East

Engineering, design, and construction for the Link Operations and Maintenance Facility East which will store, maintain, and deploy light rail vehicles associated with the expansion of light rail service related to ST2. Approximately 180 vehicles are needed for the ST2 expansion; the existing OMF can store and maintain only 104 vehicles. This project is anticipated to be financed with a federal TIFIA Master Credit Agreement loan. When the loan is executed, a total of \$87,663,515 in TIFIA loan disbursements will be available 2018-2020. This is a multi-year project and the programming reflects the funds available within the span of the regional TIP.

Funding

Phase	Start Date	Federal Fund Code	Federal Funds		State Fund Code	State Funds	Local Funds	Total
			Federal	Fund Code				
PE	2017	5307		4,195,609		0	0	4,195,609
PE	2018			0		0	137,000	137,000
PE	2019			0		0	140,000	140,000
PE	2020			0		0	54,000	54,000
RW	2017			0		0	80,464,000	80,464,000
RW	2018			0		0	10,899,000	10,899,000
CN	2017			0		0	19,384,000	19,384,000
CN	2018			0		0	68,060,000	68,060,000
CN	2019			0		0	92,633,000	92,633,000
CN	2020			0		0	94,331,000	94,331,000
Project Totals				4,195,609		0	366,102,000	370,297,609

Washington State S. T. I. P.

2017 to 2020

(Project Funds to Nearest Dollar)

MPO/RTPO: PSRC

Y Inside

N Outside

November 17, 2017

County:

Agency: Sound Transit

Expenditure Schedule

Phase	1st	2nd	3rd	4th	5th & 6th
ALL	104,043,609	79,096,000	92,773,000	94,385,000	0
Totals	104,043,609	79,096,000	92,773,000	94,385,000	0

Washington State S. T. I. P.

2017 to 2020

(Project Funds to Nearest Dollar)

MPO/RTPO: PSRC

Y Inside

N Outside

November 17, 2017

County:

Agency: Sound Transit

Func Cls	Project Number	PIN	STIP ID	Imp Type	Total Project Length	Environmental Type	RW Required	Begin Termini	End Termini	Total Est. Cost of Project	STIP Amend. No.
00			RTA-78	23	8.000	EIS	Yes	Lynnwood Transit Center area	Northgate Transit Center	2,631,242,000	17-06

Lynnwood Link Extension

Extend Sound Transit's Link Light Rail project from Lynnwood to Northgate. This project is anticipated to be financed with a federal TIFIA Master Credit Agreement loan. When the loan is executed, a total of \$657,863,164 in TIFIA loan disbursements will be available 2018- 2023. This is a multi-year project and the programming reflects the funds available within the span of the regional TIP.

Funding

Phase	Start Date	Federal Fund Code	Federal Funds		State Fund Code	State Funds	Local Funds	Total
PE	2017			0		0	17,750,000	17,750,000
PE	2018	5309(NS)		40,000,000		0	13,674,000	53,674,000
PE	2019			0		0	4,988,000	4,988,000
PE	2020			0		0	5,000,000	5,000,000
RW	2017			0		0	17,025,000	17,025,000
RW	2018	5309(NS)		40,000,000		0	48,493,000	88,493,000
CN	2017			0		0	21,521,000	21,521,000
CN	2018	5309(NS)		20,000,000		0	37,004,000	57,004,000
CN	2019			0		0	31,179,000	31,179,000
CN	2020			0		0	31,221,000	31,221,000
Project Totals				100,000,000		0	227,855,000	327,855,000

Washington State S. T. I. P.

2017 to 2020

(Project Funds to Nearest Dollar)

MPO/RTPO: PSRC

Y Inside

N Outside

November 17, 2017

County:

Agency: Sound Transit

Expenditure Schedule

Phase	1st	2nd	3rd	4th	5th & 6th
ALL	56,296,000	199,171,000	36,167,000	36,221,000	0
Totals	56,296,000	199,171,000	36,167,000	36,221,000	0

Washington State S. T. I. P.

2017 to 2020

(Project Funds to Nearest Dollar)

MPO/RTPO: PSRC

Y Inside

N Outside

November 17, 2017

County:

Agency: Sound Transit

Func Cls	Project Number	PIN	STIP ID	Imp Type	Total Project Length	Environmental Type	RW Required	Begin Termini	End Termini	Total Est. Cost of Project	STIP Amend. No.
00			RTA-3A	23	6.510	EIS	Yes	UW Station (Husky Stadium)	Northgate	1,899,756,000	1701 AdMod

Northgate Link (UW Station to Northgate)

Implementation of the Northgate Link project includes a 4.3 mile light rail extension from UW to Northgate, including three stations: U District Station, Roosevelt Station, and Northgate Station. King County Metro will complete PE/NEPA for portions of the project related to the Northgate Transit Center, and the City of Seattle will complete PE/NEPA for a new two-way cycle track. This project is anticipated to be financed with a federal TIFIA Master Credit Agreement loan. When the loan is executed, a total of \$615,267,000 in TIFIA loan disbursements will be available 2017-2022. This is a multi-year project and programming reflects funding within the span of the current TIP.

Funding

Phase	Start Date	Federal Fund Code	Federal Funds		State Fund Code	State Funds	Local Funds	Total
			Federal	Fund Code				
PE	2017					0	4,603,000	4,603,000
PE	2018					0	4,869,000	4,869,000
PE	2019					0	4,511,000	4,511,000
PE	2020					0	2,960,000	2,960,000
RW	2017					0	4,996,000	4,996,000
RW	2018					0	2,240,000	2,240,000
RW	2019					0	309,000	309,000
CN	2017	5307	14,969,101			0	507,596,899	522,566,000
CN	2018	5307	19,715,680			0	268,626,320	288,342,000
CN	2019	5307	19,715,680			0	185,299,000	205,014,680
CN	2020	5307	19,715,680			0	73,968,000	93,683,680
Project Totals			74,116,141			0	1,059,978,219	1,134,094,360

Washington State S. T. I. P.

2017 to 2020

(Project Funds to Nearest Dollar)

MPO/RTPO: PSRC

Y Inside

N Outside

November 17, 2017

County:

Agency: Sound Transit

Expenditure Schedule

Phase	1st	2nd	3rd	4th	5th & 6th
ALL	532,165,000	295,451,000	209,834,680	96,643,680	0
Totals	532,165,000	295,451,000	209,834,680	96,643,680	0

Washington State S. T. I. P.

2017 to 2020

(Project Funds to Nearest Dollar)

MPO/RTPO: PSRC

Y Inside

N Outside

November 17, 2017

County:

Agency: Sound Transit

Func Cls	Project Number	PIN	STIP ID	Imp Type	Total Project Length	Environmental Type	RW Required	Begin Termini	End Termini	Total Est. Cost of Project	STIP Amend. No.
00			RTA-88	23	0.000	DCE	Yes	N/A	N/A	57,970,000	1705 AdMod

Puyallup Station Improvements

Design (100%) and right-of-way for approximately 670 new parking stalls, along with sidewalk and bicycle improvements, pedestrian lighting and a pedestrian bridge from the garage over 5th Street NW to the Sounder Station platform.

Funding

Phase	Start Date	Federal Fund Code	Federal Funds		State Fund Code	State Funds	Local Funds	Total
			Federal	Funds				
PE	2019	CMAQ		1,700,000		0	4,950,000	6,650,000
RW	2019	CMAQ		5,000,000		0	7,120,000	12,120,000
Project Totals				6,700,000		0	12,070,000	18,770,000

Expenditure Schedule

Phase	1st	2nd	3rd	4th	5th & 6th
ALL	0	0	18,770,000	0	0
Totals	0	0	18,770,000	0	0

Washington State S. T. I. P.

2017 to 2020

(Project Funds to Nearest Dollar)

MPO/RTPO: PSRC

Y Inside

N Outside

November 17, 2017

County:

Agency: Sound Transit

Func Cls	Project Number	PIN	STIP ID	Imp Type	Total Project Length	Environmental Type	RW Required	Begin Termini	End Termini	Total Est. Cost of Project	STIP Amend. No.
00			RTA-5	23	0.000	CE	No	N/A	N/A	481,615,000	1709 AdMod

Regional Express Bus Program

This is a TIP bucket project for the purpose of procuring buses for Sound Transit's regional ST Express bus program to be used for service in Snohomish, King and Pierce Counties and performing preventive maintenance on the Express buses. Costs associated with the preventative maintenance portion of the project includes all maintenance costs related to the bus rolling stock. Specifically, work includes purchasing supplies and materials, labor, services, and costs required to preserve or extend the functionality and serviceability of the buses. FTA funds previously programmed to this project assisted in the acquisition of approximately 71 buses. The 2015-2017 FTA 5337 HIMB funds will be used to pay for preventative maintenance work of ST Express buses.

Funding

Phase	Start Date	Federal Fund Code	Federal Funds		State Fund Code	State Funds	Local Funds	Total
			Federal	Funds				
CN	2017	5337	8,554,415			0	93,221,585	101,776,000
CN	2018			0		0	146,858,000	146,858,000
Project Totals			8,554,415			0	240,079,585	248,634,000

Expenditure Schedule

Phase	1st	2nd	3rd	4th	5th & 6th
ALL	101,776,000	146,858,000	0	0	0
Totals	101,776,000	146,858,000	0	0	0

Washington State S. T. I. P.

2017 to 2020

(Project Funds to Nearest Dollar)

MPO/RTPO: PSRC

Y Inside

N Outside

November 17, 2017

County:

Agency: Sound Transit

Func Cls	Project Number	PIN	STIP ID	Imp Type	Total Project Length	Environmental Type	RW Required	Begin Termini	End Termini	Total Est. Cost of Project	STIP Amend. No.
00			RTA-92	23	0.000	CE	No	N/A	N/A	399,332,363	1709 AdMod

Regional Express Bus Program (2018-2020)

This is a TIP bucket project for procuring buses for Sound Transit's regional ST Express bus program for service in Snohomish, King, and Pierce Counties and performing preventive maintenance on bus and bus related facilities to preserve or extend the functionality and serviceability of these assets. The 2018-2020 FTA 5337 HMB funds will be used to pay for preventative maintenance work for ST Express buses and related bus facilities. The 2018-2020 FTA 5339 funds will be used to procure 16 double-decker buses to expand service in Snohomish County. The 2018-2020 FTA 5307 (Preservation) funds will be used to replace 16 double-decker buses currently providing service in Snohomish County. The FTA 5307 (Competitive) funds will be used to purchase ~ 5 High Capacity Transit buses for express bus routes serving a total of 13 centers along the I-5, SR-520, and I-90 corridors in Snohomish, Pierce and King Counties. The new buses will have bicycle racks that hold 3 bicycles per bus.

Funding

Phase	Start Date	Federal Fund Code	Federal Funds	State Fund Code	State Funds	Local Funds	Total
CN	2018	5307	2,803,997		0	168,851,911	171,655,908
CN	2018	5337	5,484,871		0	0	5,484,871
CN	2018	5339	1,171,221		0	0	1,171,221
CN	2019	5307	2,803,997		0	100,449,911	103,253,908
CN	2019	5337	5,484,871		0	0	5,484,871
CN	2019	5339	1,171,221		0	0	1,171,221
CN	2020	5307	7,004,360		0	97,449,911	104,454,271
CN	2020	5337	5,484,871		0	0	5,484,871
CN	2020	5339	1,171,221		0	0	1,171,221
Project Totals			32,580,630		0	366,751,733	399,332,363

Washington State S. T. I. P.

2017 to 2020

(Project Funds to Nearest Dollar)

MPO/RTPO: PSRC

Y Inside

N Outside

November 17, 2017

County:

Agency: Sound Transit

Expenditure Schedule

Phase	1st	2nd	3rd	4th	5th & 6th
ALL	0	178,312,000	109,910,000	111,110,363	0
Totals	0	178,312,000	109,910,000	111,110,363	0

Washington State S. T. I. P.

2017 to 2020

(Project Funds to Nearest Dollar)

MPO/RTPO: PSRC

Y Inside

N Outside

November 17, 2017

County:

Agency: Sound Transit

Func Cls	Project Number	PIN	STIP ID	Imp Type	Total Project Length	Environmental Type	RW Required	Begin Termini	End Termini	Total Est. Cost of Project	STIP Amend. No.
00			RTA-77	23	2.000	EIS	Yes	SeaTac Airport	S 200th St (SeaTac)	383,222,649	1709 AdMod

S. 200th Link Extension

Extend Sound Transit's Link Light Rail project from Seattle Tacoma International Airport to S 200th Street in the city of SeaTac. This project includes construction of guideway and track, station, parking and a bus transfer area for local bus and bus rapid transit service connections at the Angle Lake Station. The 2015-17 FTA 5339 funds in the project will assist in constructing the bus elements of the project. This is a multi-year project and the programming reflects the funds available within the span of the regional TIP.

Funding

Phase	Start Date	Federal	Fund Code	Federal Funds		State Funds	Local Funds	Total
				Federal	State Fund Code			
RW	2017					0	482,000	482,000
CN	2017		5339	1,850,249		0	33,884,751	35,735,000
Project Totals				1,850,249		0	34,366,751	36,217,000

Expenditure Schedule

Phase	1st	2nd	3rd	4th	5th & 6th
ALL	36,217,000	0	0	0	0
Totals	36,217,000	0	0	0	0

Washington State S. T. I. P.

2017 to 2020

(Project Funds to Nearest Dollar)

MPO/RTPO: PSRC

Y Inside

N Outside

November 17, 2017

County:

Agency: Sound Transit

Func Cls	Project Number	PIN	STIP ID	Imp Type	Total Project Length	Environmental Type	RW Required	Begin Termini	End Termini	Total Est. Cost of Project	STIP Amend. No.
00			RTA-87	23	0.000	DCE	No	N/A	N/A	180,040,000	1709 AdMod

Sounder and Link State of Good Repair (2015-2017)

This is a TIP bucket project for providing state of good repair/preventative maintenance for Sounder Commuter Rail and Link light rail rolling stock including Sounder locomotives, engines and truck overhauls and other rail vehicle preservation projects to extend the life and ensure continued performance of these assets. The project includes FTA 5337 HIFG funds to be expended over the span of FFYs 2015-2017. This is a multi-year project and the programming reflects the funds available within the span of the regional TIP.

Funding

Phase	Start Date	Federal Fund Code	Federal Funds		State Fund Code	State Funds	Local Funds	Total
			Federal	Fund Code				
CN	2017	5337		16,779,276		0	28,229,724	45,009,000
CN	2018			0		0	45,009,000	45,009,000
Project Totals				16,779,276		0	73,238,724	90,018,000

Expenditure Schedule

Phase	1st	2nd	3rd	4th	5th & 6th
ALL	45,009,000	45,009,000	0	0	0
Totals	45,009,000	45,009,000	0	0	0

Washington State S. T. I. P.

2017 to 2020

(Project Funds to Nearest Dollar)

MPO/RTPO: PSRC

Y Inside

N Outside

November 17, 2017

County:

Agency: Sound Transit

Func Cls	Project Number	PIN	STIP ID	Imp Type	Total Project Length	Environmental Type	RW Required	Begin Termini	End Termini	Total Est. Cost of Project	STIP Amend. No.
00			RTA-93	23	0.000	DCE	No	N/A	N/A	145,026,000	

Sounder and Link State of Good Repair (2018-2020)

This is a TIP bucket project for providing state of good repair/preventative maintenance for Sounder commuter rail and Link light rail rolling stock and related rail facilities to extend the life and ensure continued performance of these assets. The project includes FTA 5337 HIFG funds to be expended over the span of FFY's 2018-2020 and will provide for labor and fringe costs incurred for engineering maintenance of vehicles, transit way, related structures and supporting maintenance facilities. It also includes the administrative support of these activities such as the supervision, clerical support, technical training of maintenance personnel and monitoring of vehicle performance.

Funding

Phase	Start Date	Federal Funds		State Fund Code	State Funds	Local Funds	Total	
		Federal	Fund Code					
CN	2018		5337		10,947,538	0	37,394,462	48,342,000
CN	2019		5337		10,947,538	0	37,394,462	48,342,000
CN	2020		5337		10,947,538	0	37,394,462	48,342,000
		Project Totals			32,842,614	0	112,183,386	145,026,000

Expenditure Schedule

Phase	1st	2nd	3rd	4th	5th & 6th
ALL	0	48,342,000	48,342,000	48,342,000	0
Totals	0	48,342,000	48,342,000	48,342,000	0

Washington State S. T. I. P.

2017 to 2020

(Project Funds to Nearest Dollar)

MPO/RTPO: PSRC

Y Inside

N Outside

November 17, 2017

County:

Agency: Sound Transit

Func Cls	Project Number	PIN	STIP ID	Imp Type	Total Project Length	Environmental Type	RW Required	Begin Termini	End Termini	Total Est. Cost of Project	STIP Amend. No.
00			RTA-83	23	0.000	CE	No	N/A	N/A	22,451,000	1709 AdMod

Sounder Vehicle Preservation and Maintenance Program

Sounder commuter rail major locomotives, engines and truck overhauls and other commuter rail vehicle preservation projects to extend the life and ensure continued performance of these assets. This is a TIP bucket project which contains Sound Transit's tasks over time to provide for Sounder vehicle preservation projects. Previous CMAQ funds retrofitted four locomotive engines from Tier 0 to Tier 3 emissions standards by upgrading 15-year old, unregulated locomotive engines with newer, Tier 3 EPA-certified engines.

Funding

Phase	Start Date	Federal	Fund Code	Federal Funds		State Funds	Local Funds	Total
				State Fund Code	State Funds			
PE	2017				0	0	141,000	141,000
CN	2017		5307		3,448,769	0	3,660,404	7,109,173
Project Totals					3,448,769	0	3,801,404	7,250,173

Expenditure Schedule

Phase	1st	2nd	3rd	4th	5th & 6th
ALL	7,250,173	0	0	0	0
Totals	7,250,173	0	0	0	0

Washington State S. T. I. P.

2017 to 2020

(Project Funds to Nearest Dollar)

MPO/RTPO: PSRC

Y Inside

N Outside

November 17, 2017

County:

Agency: Sound Transit

Func Cls	Project Number	PIN	STIP ID	Imp Type	Total Project Length	Environmental Type	RW Required	Begin Termini	End Termini	Total Est. Cost of Project	STIP Amend. No.
00			RTA-94	23	0.000	CE	No	King Street Station, Seattle	Lakewood Station, Lakewood	11,100,000	1709 AdMod

Sounder Vehicle Procurement

This project will purchase 1 commuter rail locomotive and 3 passenger cars for Sound Transit's Sounder south line. The new locomotive will be either Tier 3 or Tier 4 EPA standard. The Sounder south line serves both Pierce and King Counties and a total of 10 centers. The vehicles in this grant request will help prepare for ST3 Sounder South Service and Capital Improvements.

Funding

Phase	Start Date	Federal	Fund Code	Federal Funds		State Funds	Local Funds	Total
				Fund Code	Federal Funds			
CN	2018		5307		3,700,363	0	1,100,000	4,800,363
CN	2019		5307		2,650,000	0	1,100,000	3,750,000
CN	2020		5307		1,449,637	0	1,100,000	2,549,637
Project Totals					7,800,000	0	3,300,000	11,100,000

Expenditure Schedule

Phase	1st	2nd	3rd	4th	5th & 6th
ALL	0	4,800,363	3,750,000	2,549,637	0
Totals	0	4,800,363	3,750,000	2,549,637	0

Washington State S. T. I. P.

2017 to 2020

(Project Funds to Nearest Dollar)

MPO/RTPO: PSRC

Y Inside

N Outside

November 17, 2017

County:

Agency: Sound Transit

Func Cls	Project Number	PIN	STIP ID	Imp Type	Total Project Length	Environmental Type	RW Required	Begin Termini	End Termini	Total Est. Cost of Project	STIP Amend. No.
00			RTA-81	23	1.300	EA	Yes	Theatre District Station/S 9th	Hilltop District/S 19th St.	175,626,000	17-04

Tacoma Link Expansion Project

This project will expand Tacoma Link light rail. Work includes alternatives analysis, preliminary engineering, environmental review, right of way, and the purchase of light rail vehicles for the extension of Tacoma Link light rail, nonmotorized improvements to improve access to Tacoma Link, and bus improvements around Tacoma Link stations. The TIGER funds will be used for design, construction management, construction of guideway, and track and systems work. This is a multiyear project and the programming reflects the funds available within the span of the regional TIP.

Funding

Phase	Start Date	Federal Funds		State Fund Code	State Funds	Local Funds	Total
		Federal	Fund Code				
PE	2017				0	5,014,320	5,014,320
PE	2018				0	674,200	674,200
RW	2017				0	4,719,360	4,719,360
RW	2018				0	2,457,940	2,457,940
CN	2017		5307	1,403,278	0	30,984,539	32,387,817
CN	2017		5309(NS)	74,999,999	0	0	74,999,999
CN	2018		TIGER	15,000,000	0	9,738,930	24,738,930
		Project Totals		91,403,277	0	53,589,289	144,992,566

Expenditure Schedule

Phase	1st	2nd	3rd	4th	5th & 6th
ALL	117,121,496	27,871,070	0	0	0
Totals	117,121,496	27,871,070	0	0	0

Washington State S. T. I. P.

2017 to 2020

(Project Funds to Nearest Dollar)

MPO/RTPO: PSRC

Y Inside

N Outside

November 17, 2017

County:

Agency: Sound Transit

Func Cls	Project Number	PIN	STIP ID	Imp Type	Total Project Length	Environmental Type	RW Required	Begin Termini	End Termini	Total Est. Cost of Project	STIP Amend. No.
00			RTA-84	23	0.000	DCE	Yes	M Street	Tacoma Dome Station	117,471,404	17-04

Tacoma Trestle Track & Signal

Design and construction of additional track and new structures along an approximately 0.65 mile section of track between the existing Tacoma Dome Station and the vicinity of M Street in Tacoma. This is a multi-year project and the programming reflects the funds available within the span of the regional TIP.

Funding

Phase	Start Date	Federal Funds		State Fund Code	State Funds	Local Funds	Total
		Federal	Fund Code				
PE	2017				0	1,410,000	1,410,000
PE	2018				0	136,000	136,000
RW	2017				0	294,000	294,000
CN	2017				0	37,096,000	37,096,000
CN	2018				0	11,785,000	11,785,000
Project Totals					0	50,721,000	50,721,000

Expenditure Schedule

Phase	1st	2nd	3rd	4th	5th & 6th
ALL	38,800,000	11,921,000	0	0	0
Totals	38,800,000	11,921,000	0	0	0

Washington State S. T. I. P.

2017 to 2020

(Project Funds to Nearest Dollar)

MPO/RTPO: PSRC

Y Inside

N Outside

November 17, 2017

County:

Agency: Sound Transit

Func Cls	Project Number	PIN	STIP ID	Imp Type	Total Project Length	Environmental Type	RW Required	Begin Termini	End Termini	Total Est. Cost of Project	STIP Amend. No.
00			RTA-3D	23	3.000	EIS	Yes	PSST in downtown Seattle	University of WA-Husky Stadium	1,756,007,000	

University Link

The University link project consists of design and construction of a 3.15 mile extension of the Initial Segment from the Pine Street Stub Tunnel to the University of Washington Station with an intermediate station at Capitol Hill. This is a multi-year project and the programming reflects the funds available within the span of the regional TIP.

Funding

Phase	Start Date	Federal Funds		State Fund Code	State Funds	Local Funds	Total
		Federal	Fund Code				
PE	2018				0	147,000	147,000
RW	2017				0	26,691,000	26,691,000
CN	2017				0	53,821,000	53,821,000
CN	2018				0	122,965,000	122,965,000
Project Totals					0	203,624,000	203,624,000

Expenditure Schedule

Phase	1st	2nd	3rd	4th	5th & 6th
ALL	80,512,000	123,112,000	0	0	0
Totals	80,512,000	123,112,000	0	0	0

Federal Funds		State Funds	Local Funds	Total
Agency Totals for Sound Transit		408,977,023	0	3,967,013,964
				4,375,990,987

Washington State S. T. I. P.

2017 to 2020

(Project Funds to Nearest Dollar)

MPO/RTPO: PSRC

Y Inside

N Outside

November 17, 2017

County: Snohomish

Agency: Stanwood

Func Cls	Project Number	PIN	STIP ID	Imp Type	Total Project Length	Environmental Type	RW Required	Begin Termini	End Termini	Total Est. Cost of Project	STIP Amend. No.
17	1235(002)		STN-10	28	0.300	DCE	Yes	280th Street NW	288th Street NW	834,799	1704 AdMod

68th Avenue NW Safe Routes to School

The project includes sidewalk, curb, gutter, planter strip, educational materials and events, speed feedback signs, and emphasis patrols.

Funding

Phase	Start Date	Federal Fund Code	Federal Funds	State Fund Code	State Funds	Local Funds	Total
CN	2017	SRTS	93,250	OTHER	336,870	109,880	540,000
Project Totals			93,250		336,870	109,880	540,000

Expenditure Schedule

Phase	1st	2nd	3rd	4th	5th & 6th
ALL	540,000	0	0	0	0
Totals	540,000	0	0	0	0

Washington State S. T. I. P.

2017 to 2020

(Project Funds to Nearest Dollar)

MPO/RTPO: PSRC

Y Inside

N Outside

November 17, 2017

County: Snohomish

Agency: Stanwood

Func Cls	Project Number	PIN	STIP ID	Imp Type	Total Project Length	Environmental Type	RW Required	Begin Termini	End Termini	Total Est. Cost of Project	STIP Amend. No.
17	9311(001)		STN-11	01	0.140	DCE	Yes	88th Ave NW	271st Street NW	3,844,000	17-06

90th Avenue Extension

This project includes extending 90th Ave NW from 271st south to Viking Way and extending Viking way from the existing connection to 92nd Ave NW to 88th Ave NW. The new roadways will include curb, gutter, sidewalks on both sides and planter strips.

Funding

Phase	Start Date	Federal	Fund Code	Federal Funds	State Fund Code	State Funds	Local Funds	Total
RW	2017		STP(US)	350,000		0	350,000	700,000
CN	2019		STP(US)	1,437,750		0	1,426,250	2,864,000
Project Totals				1,787,750		0	1,776,250	3,564,000

Expenditure Schedule

Phase	1st	2nd	3rd	4th	5th & 6th
ALL	700,000	0	2,864,000	0	0
Totals	700,000	0	2,864,000	0	0

	Federal Funds	State Funds	Local Funds	Total
Agency Totals for Stanwood	1,881,000	336,870	1,886,130	4,104,000

Washington State S. T. I. P.

2017 to 2020

(Project Funds to Nearest Dollar)

MPO/RTPO: PSRC

Y Inside

N Outside

November 17, 2017

County: Pierce

Agency: Steilacoom

Func Cls	Project Number	PIN	STIP ID	Imp Type	Total Project Length	Environmental Type	RW Required	Begin Termini	End Termini	Total Est. Cost of Project	STIP Amend. No.
16			STE-8A	28	1.020	EA	No	Puyallup St.	Farwest Dr.	2,223,000	1705 AdMod

Steilacoom Blvd. Non-Motorized Improvements- Puyallup St. to Farwest Dr.

Installation of non-motorized improvements (curb/gutter, sidewalk and dedicated bicycle lanes) on Steilacoom Blvd. between Puyallup St. and Farwest Dr. in the Town of Steilacoom. PE/Design was funded under STE-8.

Funding

Phase	Start Date	Federal Fund Code	Federal Funds		State Fund Code	State Funds	Local Funds	Total
			Federal	Fund Code				
CN	2019	CMAQ	1,556,100			0	666,900	2,223,000
Project Totals			1,556,100			0	666,900	2,223,000

Expenditure Schedule

Phase	1st	2nd	3rd	4th	5th & 6th
ALL	0	0	2,223,000	0	0
Totals	0	0	2,223,000	0	0

Agency Totals for Steilacoom	Federal Funds		State Funds	Local Funds	Total
	Federal	Fund Code			
	1,556,100		0	666,900	2,223,000

Washington State S. T. I. P.

2017 to 2020

(Project Funds to Nearest Dollar)

MPO/RTPO: PSRC

Y Inside

N Outside

November 17, 2017

County: Snohomish

Agency: Stillaguamish Tribe

Func Cls	Project Number	PIN	STIP ID	Imp Type	Total Project Length	Environmental Type	RW Required	Begin Termini	End Termini	Total Est. Cost of Project	STIP Amend. No.
00		Does no	STIL-2	23	0.000	CE	No	N/A	N/A	690,677	

Purchase Replacement and Expansion Transit Vehicles

This project is to purchase replacement and expansion vehicles for the Tribe's transit system. This TIP project is designed to be a generic entry and describes the project's vehicle purchases beginning in 2010. Since the beginning, the project has identified funding for twelve (12) vehicle purchases.

Funding

Phase	Start Date	Federal Fund Code	Federal Funds		State Fund Code	State Funds	Local Funds	Total
			Federal Funds	State Funds				
CN	2017	5309(Bus)	583,604			0	107,073	690,677
Project Totals			583,604			0	107,073	690,677

Expenditure Schedule

Phase	1st	2nd	3rd	4th	5th & 6th
ALL	690,677	0	0	0	0
Totals	690,677	0	0	0	0

Agency Totals for Stillaguamish Tribe	Federal Funds		State Funds	Local Funds	Total
	Federal Funds	State Funds			
	583,604		0	107,073	690,677

Washington State S. T. I. P.

2017 to 2020

(Project Funds to Nearest Dollar)

MPO/RTPO: PSRC

Y Inside

N Outside

November 17, 2017

County: Snohomish

Agency: Sultan

Func Cls	Project Number	PIN	STIP ID	Imp Type	Total Project Length	Environmental Type	RW Required	Begin Termini	End Termini	Total Est. Cost of Project	STIP Amend. No.
07			SUL-9	06	0.250	CE	No	5th Street	8th Street	1,050,534	

Alder Avenue Improvements

Reconstruct Alder Avenue from 5th Street to 8th Street. Build new curb, gutter, and sidewalk improvements. Replace the sanitary sewer, water, and storm drainage facilities. Reconstruct the pavement.

Funding

Phase	Start Date	Federal	Fund Code	Federal Funds		State Fund Code	State Funds	Local Funds	Total
CN	2017				0	OTHER	185,000	0	185,000
CN	2017		CDBG		225,500	TIB	70,951	44,483	340,934
Project Totals					225,500		255,951	44,483	525,934

Expenditure Schedule

Phase	1st	2nd	3rd	4th	5th & 6th
ALL	525,934	0	0	0	0
Totals	525,934	0	0	0	0

	Federal Funds	State Funds	Local Funds	Total
Agency Totals for Sultan	225,500	255,951	44,483	525,934

Washington State S. T. I. P.

2017 to 2020

(Project Funds to Nearest Dollar)

MPO/RTPO: PSRC

Y Inside

N Outside

November 17, 2017

County: Pierce

Agency: Sumner

Func Cls	Project Number	PIN	STIP ID	Imp Type	Total Project Length	Environmental Type	RW Required	Begin Termini	End Termini	Total Est. Cost of Project	STIP Amend. No.
00			SUM-14A	28	0.060	CE	No	70 feet north of north end of	100 feet south of south end of	292,713	1705 AdMod

#9 Ditch Trail Bridge

This project completes a section of the Sumner Link Trail that is currently relying on a temporary fix, using an existing agricultural culvert to cross the existing storm drainage ditch No. 9. This project will place a pedestrian bridge over the No. 9 Ditch. The total length of the project is approximately 340 feet. The bridge deck will span approximately 50 feet and will be 16 feet wide. The running ramps will be asphalt and about 12 feet wide. Some mitigation will be required as part of this project. The design for this project was completed as part of the SUM-14 project.

Funding

Phase	Start Date	Federal Fund Code	Federal Funds	State Fund Code	State Funds	Local Funds	Total
CN	2019	CMAQ	257,897		0	34,816	292,713
Project Totals			257,897		0	34,816	292,713

Expenditure Schedule

Phase	1st	2nd	3rd	4th	5th & 6th
ALL	0	0	292,713	0	0
Totals	0	0	292,713	0	0

Washington State S. T. I. P.

2017 to 2020

(Project Funds to Nearest Dollar)

MPO/RTPO: PSRC

Y Inside

N Outside

November 17, 2017

County: Pierce

Agency: Sumner

Func Cls	Project Number	PIN	STIP ID	Imp Type	Total Project Length	Environmental Type	RW Required	Begin Termini	End Termini	Total Est. Cost of Project	STIP Amend. No.
17	3231(005)		SUM-19	05	2.000	DCE	No	Tacoma Avenue Bridge	24th St and SR 167	6,417,900	17-09

142nd Avenue Resurfacing - Phase I

Project will grind and overlay approximately 10,000 feet of 142nd Ave E and 24th St E between the Tacoma Ave Bridge and just east of the SR 167 overpass. This project will consist of reestablishing subgrade in areas of failure, extensive crack sealing, planning bituminous material, overlay, and reconstructing or retrofitting existing curb ramps in conformance with current ADA requirements.

Funding

Phase	Start Date	Federal	Fund Code	Federal Funds		State Funds	Local Funds	Total
				Fund Code	Federal Funds			
PE	2017		STP(UL)		64,800	0	220,800	285,600
CN	2017		NHFP		4,707,200	0	0	4,707,200
CN	2017		STP(UL)		683,000	0	742,100	1,425,100
Project Totals					5,455,000	0	962,900	6,417,900

Expenditure Schedule

Phase	1st	2nd	3rd	4th	5th & 6th
ALL	6,417,900	0	0	0	0
Totals	6,417,900	0	0	0	0

Washington State S. T. I. P.

2017 to 2020

(Project Funds to Nearest Dollar)

MPO/RTPO: PSRC

Y Inside

N Outside

November 17, 2017

County: Pierce

Agency: Sumner

Func Cls	Project Number	PIN	STIP ID	Imp Type	Total Project Length	Environmental Type	RW Required	Begin Termini	End Termini	Total Est. Cost of Project	STIP Amend. No.
12			SUM-20	08	0.200	DCE	Yes	Puyallup River Bridge	Thompson Street	20,031,061	17-10

SR 410/Traffic Avenue Interchange Improvements

This project will construct two additional lanes and a shared use path on Traffic Avenue by constructing a parallel bridge structure east of the existing bridge. The existing signalized intersections at the SR410 ramp terminals will be reconfigured and an additional lane will be added to both off-ramps.

Funding

Phase	Start Date	Federal	Fund Code	Federal Funds			Local Funds	Total
				State Fund Code	State Funds			
PE	2017				0	0	1,800,000	1,800,000
RW	2018				0	0	100,000	100,000
Project Totals					0	0	1,900,000	1,900,000

Expenditure Schedule

Phase	1st	2nd	3rd	4th	5th & 6th
ALL	1,800,000	100,000	0	0	0
Totals	1,800,000	100,000	0	0	0

Washington State S. T. I. P.

2017 to 2020

(Project Funds to Nearest Dollar)

MPO/RTPO: PSRC

Y Inside

N Outside

November 17, 2017

County: Pierce

Agency: Sumner

Func Cls	Project Number	PIN	STIP ID	Imp Type	Total Project Length	Environmental Type	RW Required	Begin Termini	End Termini	Total Est. Cost of Project	STIP Amend. No.
14			SUM-16A	08	0.200	DCE	Yes	East Bank of the White River	West Bank of the White River	979,808	1701 AdMod

Stewart Road Bridge Replacement Right of Way Acquisition

This project will provide for early right of way acquisition to replace the existing two lane bridge over the White River at Stewart Road to accommodate four lanes of traffic, two 12-foot center lanes, two 15-foot outer lanes to accommodate both motorized and bicycle traffic, a 6.5-foot sidewalk on the south side, and a 10.5-foot sidewalk/multiuse path on the north side of the roadway.

Funding

Phase	Start Date	Federal Fund Code	Federal Funds		State Fund Code	State Funds	Local Funds	Total
RW	2018	STP(UL)		702,959		0	276,849	979,808
Project Totals				702,959		0	276,849	979,808

Expenditure Schedule

Phase	1st	2nd	3rd	4th	5th & 6th
ALL	0	979,808	0	0	0
Totals	0	979,808	0	0	0

Washington State S. T. I. P.

2017 to 2020

(Project Funds to Nearest Dollar)

MPO/RTPO: PSRC

Y Inside

N Outside

November 17, 2017

County: Pierce

Agency: Sumner

Func Cls	Project Number	PIN	STIP ID	Imp Type	Total Project Length	Environmental Type	RW Required	Begin Termini	End Termini	Total Est. Cost of Project	STIP Amend. No.
16	3150(008)		SUM-13	08	0.000	DCE	Yes	Traffic Avenue, Fryar Avenue, and Main Intersection	Sumner Heights Drive East	16,900,760	1701 AdMod

Stuck River Bridge Replacement

This project will remove and replace the existing steel truss bridge over the Stuck River (known locally as the Bridge Street Bridge). The replacement bridge will consist of an 11' travel lane, 5' bike lane, and 6.5' ADA accessible sidewalks in each direction of travel. The replacement bridge will be a pre-cast girder bridge. Other roadway project components include improved alignment of the approach ramps and inclusion of historic mitigation such as design elements, lighting, interpretative information, etc.

Funding

Phase	Start Date	Federal	Fund Code	Federal Funds		State Funds	Local Funds	Total
				Federal	State Fund Code			
CN	2017		STP(BR)	8,920,000		0	1,264,070	10,184,070
CN	2017		STP(UL)	1,500,000		0	631,300	2,131,300
Project Totals				10,420,000		0	1,895,370	12,315,370

Expenditure Schedule

Phase	1st	2nd	3rd	4th	5th & 6th
ALL	12,315,370	0	0	0	0
Totals	12,315,370	0	0	0	0

Agency Totals for Sumner	Federal Funds		State Funds	Local Funds	Total
	Federal	State Fund Code			
	16,835,856		0	5,069,935	21,905,791

Washington State S. T. I. P.

2017 to 2020

(Project Funds to Nearest Dollar)

MPO/RTPO: PSRC

Y Inside

N Outside

November 17, 2017

County: Pierce

Agency: Tacoma

Func Cls	Project Number	PIN	STIP ID	Imp Type	Total Project Length	Environmental Type	RW Required	Begin Termini	End Termini	Total Est. Cost of Project	STIP Amend. No.
14			UVP-15C	04	0.000		No	Interstate 5	Grandview Drive	8,545,660	1705 AdMod

56th St and Cirque Drive Corridor Improvements Phase 2

Phase 2 construction includes upgrading existing sidewalks, driveways, and curb ramps to current ADA standards where needed, landscaping, traffic signal interconnect, controller, illumination upgrades, and grind and overlay on S. 56th Street. Bicycle accommodations will be included on S. 54th St. and other streets necessary to make the connection between the South Tacoma Sounder station and the Tacoma Mall Transit Center. PE/Design was funded under UVP-15.

Funding

Phase	Start Date	Federal Fund Code	Federal Funds	State Fund Code	State Funds	Local Funds	Total
CN	2020	STP(UL)	6,955,729		0	1,281,850	8,237,579
Project Totals			6,955,729		0	1,281,850	8,237,579

Expenditure Schedule

Phase	1st	2nd	3rd	4th	5th & 6th
ALL	0	0	0	8,237,579	0
Totals	0	0	0	8,237,579	0

Washington State S. T. I. P.

2017 to 2020

(Project Funds to Nearest Dollar)

MPO/RTPO: PSRC

Y Inside

N Outside

November 17, 2017

County: Pierce

Agency: Tacoma

Func Cls	Project Number	PIN	STIP ID	Imp Type	Total Project Length	Environmental Type	RW Required	Begin Termini	End Termini	Total Est. Cost of Project	STIP Amend. No.
14			TAC-109	24	3.500	CE	No	E 72nd Street	Puyallup Ave./Ells St.	1,440,540	17-06

East Portland Avenue Safety Improvements

Design for and upgrade existing traffic signal heads and signal phasing, install accessible pedestrian countdown signals and pushbuttons, and improve traffic signal timing, communication, and coordination.

Funding

Phase	Start Date	Federal	Fund Code	Federal Funds		State Fund Code	State Funds	Local Funds	Total
PE	2017		HSIP		137,527		0	43,215	180,742
CN	2018		HSIP		1,086,954		0	172,844	1,259,798
Project Totals					1,224,481		0	216,059	1,440,540

Expenditure Schedule

Phase	1st	2nd	3rd	4th	5th & 6th
ALL	180,742	1,259,798	0	0	0
Totals	180,742	1,259,798	0	0	0

Washington State S. T. I. P.

2017 to 2020

(Project Funds to Nearest Dollar)

MPO/RTPO: PSRC

Y Inside

N Outside

November 17, 2017

County: Pierce

Agency: Tacoma

Func CIs	Project Number	PIN	STIP ID	Imp Type	Total Project Length	Environmental Type	RW Required	Begin Termini	End Termini	Total Est. Cost of Project	STIP Amend. No.
00			TAC-110	28	0.000	CE	No	East 52nd Street	East 52nd Street	383,885	17-08

First Creek Middle School Safe Routes to School

The project includes high-intensity activated crosswalk beacons signal, flashing beacons, sidewalk, crosswalk, and signs.

Funding

Phase	Start Date	Federal	Fund Code	Federal Funds		State Funds	Local Funds	Total
				Federal Funds	State Fund Code			
PE	2017		SRTS	22,000		0	15,000	37,000
CN	2019		SRTS	296,885		0	50,000	346,885
Project Totals				318,885		0	65,000	383,885

Expenditure Schedule

Phase	1st	2nd	3rd	4th	5th & 6th
ALL	37,000	0	346,885	0	0
Totals	37,000	0	346,885	0	0

Washington State S. T. I. P.

2017 to 2020

(Project Funds to Nearest Dollar)

MPO/RTPO: PSRC

Y Inside

N Outside

November 17, 2017

County: Pierce

Agency: Tacoma

Func Cls	Project Number	PIN	STIP ID	Imp Type	Total Project Length	Environmental Type	RW Required	Begin Termini	End Termini	Total Est. Cost of Project	STIP Amend. No.
00			TAC-105	18	2.000	CE	No	7th Street and Stadium Way	19th Street and MLK Jr. Way	6,950,000	

Links to Opportunity

This project will include a Multimodal Mobility Plan (planning) and streetscape design to address non-vehicular access to the Tacoma Link Expansion Project (preliminary engineering). The project will also include an Equity and Empowerment initiative focused on job access to encourage economic development in the Hilltop area of downtown Tacoma.

Funding

Phase	Start Date	Federal Fund Code	Federal Funds		State Fund Code	State Funds	Local Funds	Total
			Federal Funds	State Funds				
PE	2017	Discretionary	2,000,000			0	550,000	2,550,000
Project Totals			2,000,000			0	550,000	2,550,000

Expenditure Schedule

Phase	1st	2nd	3rd	4th	5th & 6th
ALL	2,550,000	0	0	0	0
Totals	2,550,000	0	0	0	0

Washington State S. T. I. P.

2017 to 2020

(Project Funds to Nearest Dollar)

MPO/RTPO: PSRC

Y Inside

N Outside

November 17, 2017

County: Pierce

Agency: Tacoma

Func Cls	Project Number	PIN	STIP ID	Imp Type	Total Project Length	Environmental Type	RW Required	Begin Termini	End Termini	Total Est. Cost of Project	STIP Amend. No.
00			TAC-111	28	0.000	CE	No	E T Street	E 44th Street	535,115	17-08

Lister Elementary School Safe Routes to School

The project includes sidewalk, curb, gutter, crosswalk, Americans with Disabilities Act curb ramps, flashing beacons, curb extensions, safety education, and encouragement.

Funding

Phase	Start Date	Federal	Fund Code	Federal Funds		State Fund Code	State Funds	Local Funds	Total
PE	2017		SRTS	41,500			0	26,000	67,500
CN	2017		SRTS	18,904			0	10,000	28,904
CN	2018		SRTS	389,711			0	49,000	438,711
Project Totals				450,115			0	85,000	535,115

Expenditure Schedule

Phase	1st	2nd	3rd	4th	5th & 6th
ALL	96,404	438,711	0	0	0
Totals	96,404	438,711	0	0	0

Washington State S. T. I. P.

2017 to 2020

(Project Funds to Nearest Dollar)

MPO/RTPO: PSRC

Y Inside

N Outside

November 17, 2017

County: Pierce

Agency: Tacoma

Func Cls	Project Number	PIN	STIP ID	Imp Type	Total Project Length	Environmental Type	RW Required	Begin Termini	End Termini	Total Est. Cost of Project	STIP Amend. No.
14	0007(024)		TAC-104	21	0.000	CE	Yes	SR 7 & S. 34th	SR7 & S. 96th	976,700	1702 AdMod

Pacific Ave/ SR7 Corridor

Improve the visibility of traffic signal heads and improve the phasing, timing, and coordination between signals. Upgrade to accessible countdown pedestrian signals and push buttons, improve crosswalks, and upgrade signs.

Funding

Phase	Start Date	Federal	Fund Code	Federal Funds		State Fund Code	State Funds	Local Funds	Total
RW	2017		HSIP		93,185		0	15,000	108,185
CN	2017		HSIP		661,360		0	0	661,360
Project Totals					754,545		0	15,000	769,545

Expenditure Schedule

Phase	1st	2nd	3rd	4th	5th & 6th
ALL	769,545	0	0	0	0
Totals	769,545	0	0	0	0

Washington State S. T. I. P.

2017 to 2020

(Project Funds to Nearest Dollar)

MPO/RTPO: PSRC

Y Inside

N Outside

November 17, 2017

County: Pierce

Agency: Tacoma

Func Cls	Project Number	PIN	STIP ID	Imp Type	Total Project Length	Environmental Type	RW Required	Begin Termini	End Termini	Total Est. Cost of Project	STIP Amend. No.
00			TAC-106	28	2.400	CE	No	E. 48th Street/Portland Ave	E. D Street/E. 25th Street	2,757,600	

Pipeline Trail

Pipeline Trail-Phase II is 2.4 miles contiguous facility starting at Pipeline Road at E. 48th Street and ending at E. 25th St at E. D Street at the Tacoma Dome Station. The project will construct a shared use path between E. 48th and E. 40th streets and nonmotorized facilities along E. 40th Street between Portland Ave and McKinley streets as needed and E. I street at E. 40th Street to E. McKinley/D Street at E. 25th streets as needed. Elements include 12' asphalt surface, gravel shoulders retaining walls, new access through existing gates, LED lights, signage, user amenities, trailhead/parking, and user education for safety. The project will also add sidewalks and ADA compliant curb ramps as needed along the routes and upgrade or add ped/bike safety crossings at E. 40th, E. 38th streets.

Funding

Phase	Start Date	Federal Fund Code	Federal Funds		State Fund Code	State Funds	Local Funds	Total
CN	2018	CMAQ		2,042,600		0	415,000	2,457,600
Project Totals				2,042,600		0	415,000	2,457,600

Expenditure Schedule

Phase	1st	2nd	3rd	4th	5th & 6th
ALL	0	2,457,600	0	0	0
Totals	0	2,457,600	0	0	0

Washington State S. T. I. P.

2017 to 2020

(Project Funds to Nearest Dollar)

MPO/RTPO: PSRC

Y Inside

N Outside

November 17, 2017

County: Pierce

Agency: Tacoma

Func Cls	Project Number	PIN	STIP ID	Imp Type	Total Project Length	Environmental Type	RW Required	Begin Termini	End Termini	Total Est. Cost of Project	STIP Amend. No.
14	3246(012)		TAC-69	08	0.150	CE	Yes	Portland Avenue	Puyallup River	41,778,538	

Puyallup River Bridge F16A & F16B Replacement

This project will replace two segments of the Puyallup River Bridge known as F16A and F16B. These two segments are 200 ft. and 600 ft. long respectively. A portion of another connecting bridge known as F22 will also be replaced. The 3 bridge segments (F16A, F16B & F22) are all connected and currently provide 3 lanes of traffic. The new structure will provide 4 lanes of traffic. This project will be constructed using the design/build process.

Funding

Phase	Start Date	Federal Fund Code	Federal Funds		State Fund Code	State Funds	Local Funds	Total
			Federal	Fund Code				
CN	2017				FMSIB	5,000,000	0	5,000,000
CN	2017				OTHER	6,950,000	0	6,950,000
Project Totals			0			11,950,000	0	11,950,000

Expenditure Schedule

Phase	1st	2nd	3rd	4th	5th & 6th
ALL	11,950,000	0	0	0	0
Totals	11,950,000	0	0	0	0

Washington State S. T. I. P.

2017 to 2020

(Project Funds to Nearest Dollar)

MPO/RTPO: PSRC

Y Inside

N Outside

November 17, 2017

County: Pierce

Agency: Tacoma

Func Cls	Project Number	PIN	STIP ID	Imp Type	Total Project Length	Environmental Type	RW Required	Begin Termini	End Termini	Total Est. Cost of Project	STIP Amend. No.
14			TAC-108	24	1.500	CE	No	S M ST	E G ST	972,552	17-06

South Tacoma Way Corridor Safety Improvements

Design for and upgrade existing traffic signal heads and signal phasing, install accessible pedestrian countdown signals and pushbuttons, and improve traffic signal timing, communication, and coordination.

Funding

Phase	Start Date	Federal	Fund Code	Federal Funds		State Fund Code	State Funds	Local Funds	Total
PE	2017		HSIP		94,679		0	29,182	123,861
CN	2018		HSIP		731,996		0	116,695	848,691
Project Totals					826,675		0	145,877	972,552

Expenditure Schedule

Phase	1st	2nd	3rd	4th	5th & 6th
ALL	123,861	848,691	0	0	0
Totals	123,861	848,691	0	0	0

Washington State S. T. I. P.

2017 to 2020

(Project Funds to Nearest Dollar)

MPO/RTPO: PSRC

Y Inside

N Outside

November 17, 2017

County: Pierce

Agency: Tacoma

Func Cls	Project Number	PIN	STIP ID	Imp Type	Total Project Length	Environmental Type	RW Required	Begin Termini	End Termini	Total Est. Cost of Project	STIP Amend. No.
16			TAC-107	06	2.500	CE	Yes	City of Fife/Tacoma Border on	E. 11th St./Alexander Ave.	21,385,540	1705 AdMod

Taylor Way Rehabilitation

The project will improve the Taylor Way corridor from the Fife/Tacoma border (approximately 300 feet east of SR 509) to the intersection at E. 11th St. and Alexander Avenue. Improvements include reconstructing the roadway surface to heavy haul standards (Fife to E. 11th St.), widening the SR 509/Taylor Way intersection to include dedicated thru and turn lanes, removing or upgrading existing railroad crossings, upgrading traffic and pedestrian signals, installation of communication fiber, new street lighting, sidewalks, upgrading non-compliant curb ramps, rechannelization of E. 11th St./Alexander Ave., and other intelligent transportation system (ITS) improvements.

Funding

Phase	Start Date	Federal	Fund Code	Federal Funds		State Funds	Local Funds	Total
				Fund Code	State Fund Code			
PE	2018		STP(UL)	1,384,300		0	220,000	1,604,300
RW	2019			0		0	250,000	250,000
Project Totals				1,384,300		0	470,000	1,854,300

Expenditure Schedule

Phase	1st	2nd	3rd	4th	5th & 6th
ALL	0	1,604,300	250,000	0	0
Totals	0	1,604,300	250,000	0	0

Agency Totals for Tacoma	Federal Funds	State Funds	Local Funds	Total
		15,957,330	11,950,000	3,243,786

Washington State S. T. I. P.

2017 to 2020

(Project Funds to Nearest Dollar)

MPO/RTPO: PSRC

Y Inside

N Outside

November 17, 2017

County: King

Agency: Tukwila

Func Cls	Project Number	PIN	STIP ID	Imp Type	Total Project Length	Environmental Type	RW Required	Begin Termini	End Termini	Total Est. Cost of Project	STIP Amend. No.
19	1320(004)		TUK-57	14	0.010	CE	No	S Victor St	S 170th St	2,057,164	

Beacon Ave S Bridge Preventative Maintenance Project

Remove and replace failed bridge deck and paint structural steel.

Funding

Phase	Start Date	Federal Fund Code	Federal Funds		State Fund Code	State Funds	Local Funds	Total
			Federal	Fund Code				
CN	2017	STP(BR)	1,740,920			0	0	1,740,920
Project Totals			1,740,920			0	0	1,740,920

Expenditure Schedule

Phase	1st	2nd	3rd	4th	5th & 6th
ALL	1,740,920	0	0	0	0
Totals	1,740,920	0	0	0	0

Washington State S. T. I. P.

2017 to 2020

(Project Funds to Nearest Dollar)

MPO/RTPO: PSRC

Y Inside

N Outside

November 17, 2017

County: King

Agency: Tukwila

Func Cls	Project Number	PIN	STIP ID	Imp Type	Total Project Length	Environmental Type	RW Required	Begin Termini	End Termini	Total Est. Cost of Project	STIP Amend. No.
14	1380(003)		TUK-52	14	0.200	DCE	Yes	Interstate 5	Airport Way South	12,245,600	

Boeing Access Road Bridge Rehabilitation

Rehabilitate the existing Boeing Access Road bridge structure over the Burlington Norther and Union Pacific Railroads. Work will include rehabilitation of the bridge sub-structure, seismic retrofit, and construction of a new bridge deck including pedestrian/bicycle amenities.

Funding

Phase	Start Date	Federal	Fund Code	Federal Funds	State Fund Code	State Funds	Local Funds	Total
CN	2017		STP(BR)	8,705,600		0	2,240,000	10,945,600
Project Totals				8,705,600		0	2,240,000	10,945,600

Expenditure Schedule

Phase	1st	2nd	3rd	4th	5th & 6th
ALL	10,945,600	0	0	0	0
Totals	10,945,600	0	0	0	0

Washington State S. T. I. P.

2017 to 2020

(Project Funds to Nearest Dollar)

MPO/RTPO: PSRC

Y Inside

N Outside

November 17, 2017

County: King

Agency: Tukwila

Func Cls	Project Number	PIN	STIP ID	Imp Type	Total Project Length	Environmental Type	RW Required	Begin Termini	End Termini	Total Est. Cost of Project	STIP Amend. No.
00	1320(005)		TUK-58	28	0.510	CE	No	S. 144th at 34th Ave. S.	140th St at 34th Ave. S.	1,361,407	17-01

Cascade View Elementary Safe Routes to School Project - Phase 2

Concrete sidewalks are proposed on one side of 33rd Ave S (S 140th St to S 144th St) and on one side of S. 140th St (Military Road South to 34th Ave S) along with a standard curb and gutter separating the sidewalk from the roadway. A traffic circle is proposed at the intersection of 33rd Ave S and S 140th St to assist in reducing vehicle speeds and increase visibility and safety of pedestrians crossing the street. Curb bulb-outs and/or pedestrian refuge islands at the east entrance/exit to the traffic circle would be constructed to improve the safety of crossing S 140th St at 33rd Ave S. There are currently no ADA facilities to connect to within the project limits. Minor storm water improvements will be added to the general action area. The new sidewalk along 33rd Ave S. will require reconstruction of the pavement cross section to establish proper crown slopes.

Funding

Phase	Start Date	Federal Fund Code	Federal Funds		Local Funds	Total
			State Fund Code	State Funds		
CN	2017	SRTS		699,745	0	1,216,555
Project Totals				699,745	0	1,216,555

Expenditure Schedule

Phase	1st	2nd	3rd	4th	5th & 6th
ALL	1,216,555	0	0	0	0
Totals	1,216,555	0	0	0	0

Washington State S. T. I. P.

2017 to 2020

(Project Funds to Nearest Dollar)

MPO/RTPO: PSRC

Y Inside

N Outside

November 17, 2017

County: King

Agency: Tukwila

Func Cls	Project Number	PIN	STIP ID	Imp Type	Total Project Length	Environmental Type	RW Required	Begin Termini	End Termini	Total Est. Cost of Project	STIP Amend. No.
16	1274(009)		TUK-55	14	0.040	CE	No	SR 181 - West Valley Highway	Sperry Drive S	3,051,688	

Frank Zepp Bridge Preventative Maintenance Project

Paint the structural steel, overlay deck and replace the deck joint, and install seismic protection.

Funding

Phase	Start Date	Federal	Fund Code	Federal Funds	State Fund Code	State Funds	Local Funds	Total
CN	2017		STP(BR)	2,534,812		0	0	2,534,812
Project Totals				2,534,812		0	0	2,534,812

Expenditure Schedule

Phase	1st	2nd	3rd	4th	5th & 6th
ALL	2,534,812	0	0	0	0
Totals	2,534,812	0	0	0	0

Washington State S. T. I. P.

2017 to 2020

(Project Funds to Nearest Dollar)

MPO/RTPO: PSRC

Y Inside

N Outside

November 17, 2017

County: King

Agency: Tukwila

Func Cls	Project Number	PIN	STIP ID	Imp Type	Total Project Length	Environmental Type	RW Required	Begin Termini	End Termini	Total Est. Cost of Project	STIP Amend. No.
14	1288(005)		TUK-56	14	0.230	CE	No	Interurban Avenue S	Longacres Drive SW, Renton	295,264	17-02

Grady Way Bridge Preventative Maintenance Project

Retrofit existing bridge with seismic protection.

Funding

Phase	Start Date	Federal	Fund Code	Federal Funds		State Fund Code	State Funds	Local Funds	Total
CN	2017		STP(BR)	197,725			0	0	197,725
Project Totals				197,725			0	0	197,725

Expenditure Schedule

Phase	1st	2nd	3rd	4th	5th & 6th
ALL	197,725	0	0	0	0
Totals	197,725	0	0	0	0

Washington State S. T. I. P.

2017 to 2020

(Project Funds to Nearest Dollar)

MPO/RTPO: PSRC

Y Inside

N Outside

November 17, 2017

County: King

Agency: Tukwila

Func Cls	Project Number	PIN	STIP ID	Imp Type	Total Project Length	Environmental Type	RW Required	Begin Termini	End Termini	Total Est. Cost of Project	STIP Amend. No.
16			TUK-59	01	0.300	DCE	Yes	West Valley Highway	Naches Ave	38,500,000	1706 AdMod

Strander Blvd./SW 27th St Extension

This project is Phase 3 of a multi-phase improvement that will connect Strander Blvd./SW 27th St between West Valley Hwy in Tukwila and Oakesdale Ave in Renton. This project will complete the design, right-of-way and construction phases for the roadway segment between West Valley Hwy and Naches Ave. Project components include a railroad bridge for the Union Pacific RR to provide grade separation, a new 4/5 lane roadway segment east of West Valley Hwy, roadway widening of two lanes for a portion of the project segment, a separated joint-use trail, a new trail bridge for the Interurban Trail (including new trail connections to Strander Blvd.), a new flyover bridge connection to the Tukwila Station, a new traffic signal serving the Tukwila Station, and storm drainage facilities. Current funding will complete the preliminary engineering and right-of-way phases. Construction will be funded as part of a future phase.

Funding

Phase	Start Date	Federal Fund Code	Federal Funds		State Fund Code	State Funds	Local Funds	Total
PE	2018	STP(UL)		3,892,500		0	607,500	4,500,000
RW	2019	STP(UL)		1,254,250		0	195,750	1,450,000
Project Totals				5,146,750		0	803,250	5,950,000

Expenditure Schedule

Phase	1st	2nd	3rd	4th	5th & 6th
ALL	0	4,500,000	1,450,000	0	0
Totals	0	4,500,000	1,450,000	0	0

Federal Funds		State Funds	Local Funds	Total
Agency Totals for Tukwila		19,025,552	0	3,560,060
				22,585,612

Washington State S. T. I. P.

2017 to 2020

(Project Funds to Nearest Dollar)

MPO/RTPO: PSRC

Y Inside

N Outside

November 17, 2017

County: Pierce

Agency: United Way of Pierce
County

Func Cls	Project Number	PIN	STIP ID	Imp Type	Total Project Length	Environmental Type	RW Required	Begin Termini	End Termini	Total Est. Cost of Project	STIP Amend. No.
00			UWPC-4	23	0.000	DCE	No	N/A	N/A	301,418	17-05

South Sound 2-1-1 Transportation Resource Center

The South Sound 2-1-1 Transportation Resource Center is a one call one click service for transportation that provides customers with a single point of contact to learn about available transportation resources. This easy to remember 3 digit number connects to a call center where we streamline the eligibility process for multiple programs and empower travelers by providing information about, assistance with, and access to available transportation.

Funding

Phase	Start Date	Federal Fund Code	Federal Funds	State Fund Code	State Funds	Local Funds	Total
CN	2017	5310	189,111	WSDOT	28,902	54,503	272,516
Project Totals			189,111		28,902	54,503	272,516

Expenditure Schedule

Phase	1st	2nd	3rd	4th	5th & 6th
ALL	272,516	0	0	0	0
Totals	272,516	0	0	0	0

	Federal Funds	State Funds	Local Funds	Total
Agency Totals for United Way of Pierce County	189,111	28,902	54,503	272,516

Washington State S. T. I. P.

2017 to 2020

(Project Funds to Nearest Dollar)

MPO/RTPO: PSRC

Y Inside

N Outside

November 17, 2017

County: Pierce

Agency: University Place

Func CIs	Project Number	PIN	STIP ID	Imp Type	Total Project Length	Environmental Type	RW Required	Begin Termini	End Termini	Total Est. Cost of Project	STIP Amend. No.
16	3236(012)		UVP-23	28	0.600	CE	No	Bridgeport Way	Grandview Drive	1,500,000	1701 AdMod

27th Street Improvements

This project will provide sidewalk, curb, gutter and street lighting along the south side of the street between Grandview Dr. and Bridgeport Way. A 5 ft landscaped pedestrian buffer/planter strip will be provided where existing ROW permits. ADA ramps at the local street intersections will be part of the projects along pedestrian crosswalks. The existing utilities will be adjusted to the grade at the flow/curb lines. The other side of the street and the bikelanes has been funded and completed under project UVP-14(27th St. Safe Routes to Schools) and a pavement overlay was funded and completed under UVP-18.

Funding

Phase	Start Date	Federal	Fund Code	Federal Funds	State Fund Code	State Funds	Local Funds	Total
CN	2018		CMAQ 2.5	1,077,522		0	0	1,077,522
CN	2018		STP(UL)	146,478		0	216,000	362,478
Project Totals				1,224,000		0	216,000	1,440,000

Expenditure Schedule

Phase	1st	2nd	3rd	4th	5th & 6th
ALL	0	1,440,000	0	0	0
Totals	0	1,440,000	0	0	0

Washington State S. T. I. P.

2017 to 2020

(Project Funds to Nearest Dollar)

MPO/RTPO: PSRC

Y Inside

N Outside

November 17, 2017

County: Pierce

Agency: University Place

Func Cls	Project Number	PIN	STIP ID	Imp Type	Total Project Length	Environmental Type	RW Required	Begin Termini	End Termini	Total Est. Cost of Project	STIP Amend. No.
17			UVP-25	28	1.140	DCE	Yes	Grandview Drive	67th Avenue	4,520,000	1705 AdMod

35th Street Improvements

The project will provide curb, gutter, sidewalk, landscaped buffer, bike lane, street lighting, signalized pedestrian crossing, Pedestrian signal upgrade at the intersection of 67th Ave and 35th Street, curb extension/bulb out, contrasting pavement marking, pedestrian/bicycle amenities, and speed feedback signs. Pedestrian accessibility ramps and landings will be constructed at all intersections to conform to the current WSDOT design standards. The storm system will be replaced/modified as necessary. Retaining walls will be built where needed to accommodate pedestrian improvements. These improvements will connect into the University Place sidewalk and bike lane network (over 30 miles of bike lanes and sidewalks) and will make direct connections to the bicycle lanes and sidewalks on Bridgeport Way, Grandview Drive, and Sunset Drive, and bike lanes on 67th Avenue.

Funding

Phase	Start Date	Federal	Fund Code	Federal Funds		State Funds	Local Funds	Total
				Federal Funds	State Fund Code			
PE	2020		STP(UL)	255,000		0	45,000	300,000
RW	2020		STP(UL)	187,000		0	33,000	220,000
Project Totals				442,000		0	78,000	520,000

Expenditure Schedule

Phase	1st	2nd	3rd	4th	5th & 6th
ALL	0	0	0	520,000	0
Totals	0	0	0	520,000	0

Washington State S. T. I. P.

2017 to 2020

(Project Funds to Nearest Dollar)

MPO/RTPO: PSRC

Y Inside

N Outside

November 17, 2017

County: Pierce

Agency: University Place

Func Cls	Project Number	PIN	STIP ID	Imp Type	Total Project Length	Environmental Type	RW Required	Begin Termini	End Termini	Total Est. Cost of Project	STIP Amend. No.
14			UVP-15A	04	2.000	CE	Yes	Washington Street	67th Avenue	5,020,000	

56th St

This project, submitted jointly between Tacoma and University Place will improve the 56th Street (Orchard Street - Washington Street) and Cirque Drive (Orchard - 67th Avenue) corridor. Improvements include upgrading existing sidewalks, driveways, curbs and ramps to current ADA standards, landscaping, traffic signal interconnect and controller upgrades, and water quality treatment for 150% of new impervious surfaces. A grind and overlay will be provided along 56th. New sidewalks, bikelanes, and streetlighting will be provided on Cirque. A deteriorating retaining wall will be replaced at the western end of the project. Median islands will be provided at key locations. Design for this project is part of an overall corridor design project under UVP-15.

Funding

Phase	Start Date	Federal	Fund Code	Federal Funds	State Fund Code	State Funds	Local Funds	Total
CN	2017		STP(UL)	3,995,000		0	705,000	4,700,000
Project Totals				3,995,000		0	705,000	4,700,000

Expenditure Schedule

Phase	1st	2nd	3rd	4th	5th & 6th
ALL	4,700,000	0	0	0	0
Totals	4,700,000	0	0	0	0

Washington State S. T. I. P.

2017 to 2020

(Project Funds to Nearest Dollar)

MPO/RTPO: PSRC

Y Inside

N Outside

November 17, 2017

County: Pierce

Agency: University Place

Func Cls	Project Number	PIN	STIP ID	Imp Type	Total Project Length	Environmental Type	RW Required	Begin Termini	End Termini	Total Est. Cost of Project	STIP Amend. No.
16			UVP-24	05	1.200	DCE	Yes	Regents Blvd	40th Street W	4,900,000	1705 AdMod

67th Ave Improvements Project

The project will provide curb, gutters, landscaped pedestrian buffers, 6-foot sidewalks, 5-foot bicycle lanes, median islands, street lights, and 2-inch asphalt overlay. The storm system will be replaced/modified as necessary, detention will be provided, and water quality will be provided for 150% of the new impervious surface. The intersections of Regents, 35th and 40th will be improved with upgraded signals, transit priority, video detection, audible pedestrian signals and updated ADA ramps. Connections will be provided to nearby residential, transit, recreation and commercial areas.

Funding

Phase	Start Date	Federal	Fund Code	Federal Funds	State Fund Code	State Funds	Local Funds	Total
PE	2020		STP(UL)	259,500		0	40,500	300,000
Project Totals				259,500		0	40,500	300,000

Expenditure Schedule

Phase	1st	2nd	3rd	4th	5th & 6th
ALL	0	0	0	300,000	0
Totals	0	0	0	300,000	0

Washington State S. T. I. P.

2017 to 2020

(Project Funds to Nearest Dollar)

MPO/RTPO: PSRC

Y Inside

N Outside

November 17, 2017

County: Pierce

Agency: University Place

Func Cls	Project Number	PIN	STIP ID	Imp Type	Total Project Length	Environmental Type	RW Required	Begin Termini	End Termini	Total Est. Cost of Project	STIP Amend. No.
16			UVP-26	05	0.500	DCE	No	37th Street W	44th St W	462,000	1705 AdMod

67th Avenue Overlay

Provide 2' asphalt overlay on 67th Avenue between 37th St West and 44th St West. Update ADA facilities as required. Adjust utility structures as needed to accommodate the overlay thickness. Project includes a minor amount of dig-out and minor replacement of pavement (less than 10% of total area). Existing pavement will be ground at curb lines to match into existing gutters. Roadway will be striped. Traffic signal detection loops will be replaced where damaged by paving operations.

Funding

Phase	Start Date	Federal	Fund Code	Federal Funds		State Fund Code	State Funds	Local Funds	Total
PE	2019		STP(UL)	42,500			0	7,500	50,000
CN	2019		STP(UL)	350,200			0	61,800	412,000
Project Totals				392,700			0	69,300	462,000

Expenditure Schedule

Phase	1st	2nd	3rd	4th	5th & 6th
ALL	0	0	462,000	0	0
Totals	0	0	462,000	0	0

Washington State S. T. I. P.

2017 to 2020

(Project Funds to Nearest Dollar)

MPO/RTPO: PSRC

Y Inside

N Outside

November 17, 2017

County: Pierce

Agency: University Place

Func Cls	Project Number	PIN	STIP ID	Imp Type	Total Project Length	Environmental Type	RW Required	Begin Termini	End Termini	Total Est. Cost of Project	STIP Amend. No.
14			UVP-27	05	0.600	DCE	No	UP/Lakewood City Limits	Chambers Lane	2,000,000	1705 AdMod

Bridgeport Way Phase 4

This project will provide curb, gutters, planter strips, sidewalk, bicycle lanes, street lights, and pavement overlay. The storm system will be replaced/modified as necessary. Signals will be upgraded, interconnected and coordinated with UP signal network. Traffic signal detection loops will be replaced with video detection. Flashing yellow protected/permissive left turn arrow signal head/indication will be added at the 67th Avenue intersection to reduce delays. Connections will be provided to nearby parks, residential and commercial areas. ADA facilities will be updated. PE phase of this project was funded under a joint UP/Lakewood corridor design project (UVP-6). ROW phase for this project was funded under project (UVP-6B).

Funding

Phase	Start Date	Federal Fund Code	Federal Funds		State Fund Code	State Funds	Local Funds	Total
			Federal	State				
CN	2018	STP(UL)	1,730,000			0	270,000	2,000,000
Project Totals			1,730,000			0	270,000	2,000,000

Expenditure Schedule

Phase	1st	2nd	3rd	4th	5th & 6th
ALL	0	2,000,000	0	0	0
Totals	0	2,000,000	0	0	0

Washington State S. T. I. P.

2017 to 2020

(Project Funds to Nearest Dollar)

MPO/RTPO: PSRC

Y Inside

N Outside

November 17, 2017

County: Pierce

Agency: University Place

Func Cls	Project Number	PIN	STIP ID	Imp Type	Total Project Length	Environmental Type	RW Required	Begin Termini	End Termini	Total Est. Cost of Project	STIP Amend. No.
16			UVP-28	05	0.400	DCE	No	S 19th St	Regents Blvd	420,000	

Mildred Overlay

Provide 2' asphalt overlay on Mildred between 19th Street and Regents Blvd. Update ADA facilities as required. Adjust utility structures as needed to accommodate the overlay thickness. Project includes a minor amount of dig-out and minor replacement of pavement (less than 10% of total area). Existing pavement will be ground at curb lines to match into existing gutters. Roadway will be striped. Traffic signal detection will be replaced where damaged by paving operations.

Funding

Phase	Start Date	Federal Fund Code	Federal Funds	State Fund Code	State Funds	Local Funds	Total
PE	2018	STP(UL)	17,000		0	3,000	20,000
CN	2018	STP(UL)	340,000		0	60,000	400,000
Project Totals			357,000		0	63,000	420,000

Expenditure Schedule

Phase	1st	2nd	3rd	4th	5th & 6th
ALL	0	420,000	0	0	0
Totals	0	420,000	0	0	0

	Federal Funds	State Funds	Local Funds	Total
Agency Totals for University Place	8,400,200	0	1,441,800	9,842,000

Washington State S. T. I. P.

2017 to 2020

(Project Funds to Nearest Dollar)

MPO/RTPO: PSRC

Y Inside

N Outside

November 17, 2017

County: Pierce

Agency: Wilkeson

Func Cls	Project Number	PIN	STIP ID	Imp Type	Total Project Length	Environmental Type	RW Required	Begin Termini	End Termini	Total Est. Cost of Project	STIP Amend. No.
00	1445(003)		WILK-2	28	0.190	CE	Yes	Hill Street/SR 165	Railroad Avenue/SR 165	1,072,000	17-04

Foothills Trail Extension Through Town Center of Wilkeson to Railroad Avenue

The project will extend the Foothills Trail from its current terminus just south of Hill Street across Wilkeson Creek, through the Wilkeson town center, and to Railroad Avenue. Crosswalks and pedestrian lighting will be included in the design. Property that was previously a railroad corridor will be purchased to extend the trail and the old railroad trestle over Wilkeson Creek will be evaluated to determine if it can be retrofitted to serve as the trail bridge over Wilkeson Creek.

Funding

Phase	Start Date	Federal Fund Code	Federal Funds	State Fund Code	State Funds	Local Funds	Total
CN	2017		0	TIB	350,000	0	350,000
CN	2017		0	Ped/Bike Program	475,000	0	475,000
Project Totals			0		825,000	0	825,000

Expenditure Schedule

Phase	1st	2nd	3rd	4th	5th & 6th
ALL	825,000	0	0	0	0
Totals	825,000	0	0	0	0

	Federal Funds	State Funds	Local Funds	Total
Agency Totals for Wilkeson	0	825,000	0	825,000

Washington State S. T. I. P.

2017 to 2020

(Project Funds to Nearest Dollar)

MPO/RTPO: PSRC

Y Inside

N Outside

November 17, 2017

County: King

Agency: Woodinville

Func Cls	Project Number	PIN	STIP ID	Imp Type	Total Project Length	Environmental Type	RW Required	Begin Termini	End Termini	Total Est. Cost of Project	STIP Amend. No.
16			WNV-7A	08	0.250	EA	Yes	NE Woodinville Dr	131st Avenue NE	8,790,000	1707 AdMod

SR-202: North Sammamish Bridge and Road Widening Project (NE Wood Dr to 131st Ave NE)

Roadway widening from 2 lane section to 4 lane section; work includes bike lanes and curb/gutter/sidewalk both directions. Rebuild signal at MP 0.56. Upgrade railroad crossings, drainage and illumination. Non-motorized connection to Sammamish River Trail. This project is coordinated with WNV-7.

Funding

Phase	Start Date	Federal Fund Code	Federal Funds	State Fund Code	State Funds	Local Funds	Total
CN	2017	DEMO	1,439,839	TIB	4,000,000	1,115,678	6,555,517
Project Totals			1,439,839		4,000,000	1,115,678	6,555,517

Expenditure Schedule

Phase	1st	2nd	3rd	4th	5th & 6th
ALL	6,555,517	0	0	0	0
Totals	6,555,517	0	0	0	0

	Federal Funds	State Funds	Local Funds	Total
Agency Totals for Woodinville	1,439,839	4,000,000	1,115,678	6,555,517

Washington State S. T. I. P.

2017 to 2020

(Project Funds to Nearest Dollar)

MPO/RTPO: PSRC

Y Inside

N Outside

November 17, 2017

County:

Agency: WSDOT - Alaska Way Viaduct Project

Func Cls	Project Number	PIN	STIP ID	Imp Type	Total Project Length	Environmental Type	RW Required	Begin Termini	End Termini	Total Est. Cost of Project	STIP Amend. No.
12	0099(111)	809936E	WDUC-33	01	1.000	EIS	Yes	S King St	Roy St	2,252,435,258	17-01

SR-99: S King Street Vicinity to Roy St - Viaduct Replacement

The proposed bored tunnel would be constructed under downtown Seattle between the vicinity of S. King Street and Roy Street to replace the seismically vulnerable Alaskan Way Viaduct along the central waterfront. The proposed bored tunnel would move SR 99 to a below-ground alignment under downtown Seattle and would bypass the existing Battery Street Tunnel. As covered in the Environmental Impact Statement, the project includes removal of the existing Viaduct, the Decommissioning of Battery Street Tunnel, and construction mitigation. This project is eligible for advanced construction, and is a multi-year construction project.

Funding

Phase	Start Date	Federal Fund Code	Federal Funds	State Fund Code	State Funds	Local Funds	Total
CN	2017		0		0	4,000,000	4,000,000
Project Totals			0		0	4,000,000	4,000,000

Expenditure Schedule

Phase	1st	2nd	3rd	4th	5th & 6th
ALL	4,000,000	0	0	0	0
Totals	4,000,000	0	0	0	0

	Federal Funds	State Funds	Local Funds	Total
Agency Totals for WSDOT - Alaska Way Viaduct Project	0	0	4,000,000	4,000,000

Washington State S. T. I. P.

2017 to 2020

(Project Funds to Nearest Dollar)

MPO/RTPO: PSRC

Y Inside

N Outside

November 17, 2017

County:

Agency: WSDOT - Marine

Func Cls	Project Number	PIN	STIP ID	Imp Type	Total Project Length	Environmental Type	RW Required	Begin Termini	End Termini	Total Est. Cost of Project	STIP Amend. No.
00			WSF-113	26	0.000	CE	No	N/A	N/A	5,119,200	

Diesel Particulate Emissions Reduction Project

1) Replace and upgrade 40 propeller blades on five of the six Issaquah Class Vessels with more fuel efficient Controllable Pitch Propellers (CPPs). 2) Replace and upgrade six Issaquah Class Vessel service switch boards. 3) Install fuel monitoring systems on the main engines of 23 vessels in the Washington State Ferries fleet. 4) Install power monitoring systems on 20 vessels in the fleet.

Funding

Phase	Start Date	Federal Fund Code	Federal Funds		Local Funds	Total
			State Fund Code	State Funds		
CN	2018			0	639,000	639,000
CN	2018	FBP		800,000	0	800,000
CN	2019	CMAQ		3,300,100	0	3,300,100
Project Totals				4,100,100	0	4,739,100

Expenditure Schedule

Phase	1st	2nd	3rd	4th	5th & 6th
ALL	0	1,439,900	3,300,100	0	0
Totals	0	1,439,900	3,300,100	0	0

Washington State S. T. I. P.

2017 to 2020

(Project Funds to Nearest Dollar)

MPO/RTPO: PSRC

Y Inside

N Outside

November 17, 2017

County:

Agency: WSDOT - Marine

Func CIs	Project Number	PIN	STIP ID	Imp Type	Total Project Length	Environmental Type	RW Required	Begin Termini	End Termini	Total Est. Cost of Project	STIP Amend. No.
00		904433A	WSF-59	26	0.000	EIS	Yes	N/A	N/A	154,951,363	

Mukilteo Multimodal Terminal

Replace the existing Mukilteo Ferry Terminal with a new terminal relocated to the former tank farm site. The new multimodal terminal will include one vessel slip, a terminal building with overhead pedestrian loading, bicycle and HOV lanes, and a bus transit center. The project will also remove the tank farm pier. Construction of the new terminal will be phased: Phase 1 includes pier removal and dredging, and Phase 2 includes construction of the new terminal and its components. Toll credits will be used for this project for matching fund purposes for this multi-year phased project.

Funding

Phase	Start Date	Federal Fund Code	Federal Funds	State Fund Code	State Funds	Local Funds	Total
CN	2017		0	CWA	2,000,000	0	2,000,000
CN	2017	5307	7,129,500		0	561,678	7,691,178
CN	2017	FBP	7,028,454		0	0	7,028,454
CN	2017	NHPP	1,803,398		0	0	1,803,398
CN	2017	TIGER	10,000,000		0	0	10,000,000
CN	2018		0	CWA	63,600,000	0	63,600,000
Project Totals			25,961,352		65,600,000	561,678	92,123,030

Expenditure Schedule

Phase	1st	2nd	3rd	4th	5th & 6th
ALL	28,523,030	63,600,000	0	0	0
Totals	28,523,030	63,600,000	0	0	0

Washington State S. T. I. P.

2017 to 2020

(Project Funds to Nearest Dollar)

MPO/RTPO: PSRC

Y Inside

N Outside

November 17, 2017

County:

Agency: WSDOT - Marine

Func Cls	Project Number	PIN	STIP ID	Imp Type	Total Project Length	Environmental Type	RW Required	Begin Termini	End Termini	Total Est. Cost of Project	STIP Amend. No.
00		990040A	WSF-81	26	0.000	CE	No	N/A	N/A	488,416,787	

New Vessel Program

This project will construct up to four auto-passenger ferries to replace vessels at the end of their service lives. The project will modernize and standardize the WSF fleet. The replacement ferries will allow WSF to avoid significant preservation costs for vessels near the end of their service lives, replace vessels whose characteristics no longer support Ferry System service delivery requirements, and maintain fleet capacity necessary to continue existing service schedules into the future. Two vessels are near completion and two are under construction. All four Vessels are fully funded.

Funding

Phase	Start Date	Federal Fund Code	Federal Funds	State Fund Code	State Funds	Local Funds	Total
CN	2017		0	CWA	40,000,000	0	40,000,000
Project Totals			0		40,000,000	0	40,000,000

Expenditure Schedule

Phase	1st	2nd	3rd	4th	5th & 6th
ALL	40,000,000	0	0	0	0
Totals	40,000,000	0	0	0	0

Washington State S. T. I. P.

2017 to 2020

(Project Funds to Nearest Dollar)

MPO/RTPO: PSRC

Y Inside

N Outside

November 17, 2017

County:

Agency: WSDOT - Marine

Func Cls	Project Number	PIN	STIP ID	Imp Type	Total Project Length	Environmental Type	RW Required	Begin Termini	End Termini	Total Est. Cost of Project	STIP Amend. No.
00		904858A	WSF-82	26	0.000	EA	No	Alaskan Way S	Marion St.	301,443,000	17-09

Seattle Multimodal Terminal at Colman Dock

Replace the north timber trestle and the main terminal building, as well as utilities and auxiliary structures located on the timber trestle. Replacement structures will be constructed to meet current seismic codes. This is part of the larger Colman Dock project, which includes the Slip 3 OHL and Transfer Span Replacement (WSF-105) and the POF facility. FA #s: 2006(035) and WA-04-0004. This is a multiyear project and the funding included is the portion within the span of the regional TIP.

Funding

Phase	Start Date	Federal Fund Code	Federal Funds		State Fund Code	State Funds	Local Funds	Total
			Federal	Fund Code				
CN	2017	5307	5,187,365		CWA	36,415,000	2,060,754	43,663,119
CN	2017	5307(h)		3,444,480		0	0	3,444,480
CN	2017	NHPP		33,178,616		0	0	33,178,616
CN	2018	5307		4,345,709		0	0	4,345,709
CN	2018	NHPP		42,140,000		0	0	42,140,000
CN	2019	5307		4,345,709		0	0	4,345,709
CN	2020	5307		4,345,709		0	0	4,345,709
CN	2020	NHPP		46,445,384	CWA	17,989,000	0	64,434,384
Project Totals				143,432,972		54,404,000	2,060,754	199,897,726

Expenditure Schedule

Phase	1st	2nd	3rd	4th	5th & 6th
ALL	80,286,215	46,485,709	4,345,709	68,780,093	0
Totals	80,286,215	46,485,709	4,345,709	68,780,093	0

Washington State S. T. I. P.

2017 to 2020

(Project Funds to Nearest Dollar)

MPO/RTPO: PSRC

Y Inside

N Outside

November 17, 2017

County:

Agency: WSDOT - Marine

Func Cls	Project Number	PIN	STIP ID	Imp Type	Total Project Length	Environmental Type	RW Required	Begin Termini	End Termini	Total Est. Cost of Project	STIP Amend. No.
00		903834A	WSF-112	26	0.000	DCE	No	N/A	N/A	3,945,000	

SR 104/Edmonds Ferry Terminal - Seawall Seismic Stabilization

Improve seismic stability of bulkhead (seawall) at Edmonds Ferry Terminal by stabilizing the soil behind the bulkhead. Toll credits will be used for this project for matching fund purposes.

Funding

Phase	Start Date	Federal	Fund Code	Federal Funds		State Funds	Local Funds	Total
				Federal	State Fund Code			
PE	2018					0	24,663	24,663
CN	2018		5307	1,676,000		0	1,653,000	3,329,000
Project Totals				1,676,000		0	1,677,663	3,353,663

Expenditure Schedule

Phase	1st	2nd	3rd	4th	5th & 6th
ALL	0	3,353,663	0	0	0
Totals	0	3,353,663	0	0	0

Washington State S. T. I. P.

2017 to 2020

(Project Funds to Nearest Dollar)

MPO/RTPO: PSRC

Y Inside

N Outside

November 17, 2017

County:

Agency: WSDOT - Marine

Func Cls	Project Number	PIN	STIP ID	Imp Type	Total Project Length	Environmental Type	RW Required	Begin Termini	End Termini	Total Est. Cost of Project	STIP Amend. No.
00		905003A	WSF-79	26	0.000	DCE	No	N/A	N/A	18,763,348	

SR 160/Southworth Tml - Timber Trestle & Terminal Replacement

Existing creosote-treated timber trestle and terminal building are over 50 years old and in deteriorating condition. Replace the existing timber structure with a steel / concrete configuration designed to current standards, and replace the existing terminal building with a design that meets ADA standards. FA #s 2004(059) and WA-04-0003.

Funding

Phase	Start Date	Federal Fund Code	Federal Funds		Local Funds	Total
			State Fund Code	State Funds		
CN	2017	5309(Bus)		3,495,000	0	3,641,000
CN	2017	STP		3,796,000	0	3,796,000
CN	2018	STP		8,321,000	0	9,585,000
Project Totals				15,612,000	0	17,022,000

Expenditure Schedule

Phase	1st	2nd	3rd	4th	5th & 6th
ALL	7,437,000	9,585,000	0	0	0
Totals	7,437,000	9,585,000	0	0	0

Washington State S. T. I. P.

2017 to 2020

(Project Funds to Nearest Dollar)

MPO/RTPO: PSRC

Y Inside

N Outside

November 17, 2017

County:

Agency: WSDOT - Marine

Func Cls	Project Number	PIN	STIP ID	Imp Type	Total Project Length	Environmental Type	RW Required	Begin Termini	End Termini	Total Est. Cost of Project	STIP Amend. No.
00	2012(030)	904843A	WSF-105	26	0.000	EA	No	Alaskan Way S	Marion St.	32,872,000	17-09

SR 519/Seattle Tml Slip 3 - OHL & Transfer Span Replacement

Replace the Seattle Ferry Terminal Slip 3 vehicular transfer span with a hydraulic transfer span, drilled shaft foundations, and a new bridge seat, constructed to current seismic codes. Replace the passenger overhead loading (OHL) movable bridge with a structure that meets current ADA standards, and replace Slip 2 and 3 timber dolphins. This is part of the larger Colman Dock project, which includes replacement of the north trestle and main terminal building (WSF-82) and the POF facility. FA #: 2012(030). This is a multiyear project and reflects only those funds within the span of the current TIP.

Funding

Phase	Start Date	Federal Fund Code	Federal Funds		State Fund Code	State Funds	Local Funds	Total
CN	2018	5307	2,000,000			0	0	2,000,000
CN	2019	5307	2,000,000			0	0	2,000,000
CN	2020	NHPP	1,555,000		CWA	32,000	2,734,000	4,321,000
Project Totals			5,555,000			32,000	2,734,000	8,321,000

Expenditure Schedule

Phase	1st	2nd	3rd	4th	5th & 6th
ALL	0	2,000,000	2,000,000	4,321,000	0
Totals	0	2,000,000	2,000,000	4,321,000	0

Washington State S. T. I. P.

2017 to 2020

(Project Funds to Nearest Dollar)

MPO/RTPO: PSRC

Y Inside

N Outside

November 17, 2017

County:

Agency: WSDOT - Marine

Func CIs	Project Number	PIN	STIP ID	Imp Type	Total Project Length	Environmental Type	RW Required	Begin Termini	End Termini	Total Est. Cost of Project	STIP Amend. No.
00		Multipl	WSF-102	26	0.000	CE	No	N/A	N/A	122,070,478	17-09

Vessel Preservation and Improvement

This is a bucket project for capital investments to ensure WSF vessels remain in safe, efficient, effective and customer-oriented operating condition. This project will renovate, replace and/or upgrade vessel systems, including steel structures, structural preservation systems, interior spaces, piping and propulsion, major mechanical / electrical, communication / navigation / lifesaving, and security equipment. It includes procurement of Owner Furnished Equipment. It may also include emergency repairs, hull maintenance and preservation, regulatory compliance, and enhancements for WSF's 22 vessels. The project consists of FHWA and FTA funds already expended or scheduled to be expended over the span of FFYs 2013-2017. FA #: 2012(028), WA-54-0007. Toll credits will be used for this project for matching fund purposes.

Funding

Phase	Start Date	Federal Fund Code	Federal Funds		Local Funds	Total
			State Fund Code	State Funds		
PE	2017			0	4,580,500	4,580,500
PE	2018			0	3,310,000	3,310,000
CN	2017	5307		6,923,044	0	6,923,044
CN	2017	5337		13,594,969	0	13,594,969
CN	2017	FBP		32,591,708	0	32,591,708
CN	2018	NHPP		2,661,000	0	2,661,000
Project Totals				55,770,721	0	63,661,221

Expenditure Schedule

Phase	1st	2nd	3rd	4th	5th & 6th
ALL	57,690,221	5,971,000	0	0	0
Totals	57,690,221	5,971,000	0	0	0

Washington State S. T. I. P.

2017 to 2020

(Project Funds to Nearest Dollar)

MPO/RTPO: PSRC

Y Inside

N Outside

November 17, 2017

County:

Agency: WSDOT - Marine

Func Cls	Project Number	PIN	STIP ID	Imp Type	Total Project Length	Environmental Type	RW Required	Begin Termini	End Termini	Total Est. Cost of Project	STIP Amend. No.
00		Multipl	WSF-114	26	0.000		No	N/A	N/A	101,723,779	1709 AdMod

Vessel Preservation and Improvement (2018-2020)

This is a bucket project for the planning and construction of capital improvement, preventative maintenance, and preservation investments to ensure WSF vessels remain in safe, efficient, effective and customer-oriented operating condition. This project will renovate, replace and/or upgrade vessel systems, including steel structures, structural preservation systems, interior spaces, piping and propulsion, major mechanical / electrical, communication / navigation / lifesaving, and security equipment. It includes procurement of Owner Furnished Equipment. It may also include emergency repairs, hull maintenance and preservation, regulatory compliance, and enhancements for WSF's 23 vessels. The project consists of FHWA and FTA funds scheduled to be expended over the span of FFYs 2018-2020. Toll credits will be used for this project for matching fund purposes.

Washington State S. T. I. P.

2017 to 2020

(Project Funds to Nearest Dollar)

MPO/RTPO: PSRC

Y Inside

N Outside

November 17, 2017

County:

Agency: WSDOT - Marine

Funding

Phase	Start Date	Federal	Fund Code	Federal Funds	State Fund Code	State Funds	Local Funds	Total
PE	2018			0		0	4,343,076	4,343,076
PE	2019			0		0	4,343,076	4,343,076
PE	2020			0		0	5,874,833	5,874,833
CN	2018		5307	807,266		0	0	807,266
CN	2018		5337	6,398,478		0	0	6,398,478
CN	2018		FBP	16,295,854		0	0	16,295,854
CN	2018		NHPP	6,338,000		0	0	6,338,000
CN	2018		STP	2,181,000		0	0	2,181,000
CN	2019		5307	807,266		0	0	807,266
CN	2019		5337	6,398,478		0	0	6,398,478
CN	2019		FBP	16,295,854		0	0	16,295,854
CN	2020		5307	807,266		0	0	807,266
CN	2020		5337	6,398,478		0	0	6,398,478
CN	2020		FBP	16,295,854		0	0	16,295,854
CN	2020		NHPP	8,139,000		0	0	8,139,000
Project Totals				87,162,794		0	14,560,985	101,723,779

Washington State S. T. I. P.

2017 to 2020

(Project Funds to Nearest Dollar)

MPO/RTPO: PSRC

Y Inside

N Outside

November 17, 2017

County:

Agency: WSDOT - Marine

Expenditure Schedule

Phase	1st	2nd	3rd	4th	5th & 6th
ALL	0	36,363,674	27,844,674	37,515,431	0
Totals	0	36,363,674	27,844,674	37,515,431	0

Federal Funds

	Federal Funds	State Funds	Local Funds	Total
Agency Totals for WSDOT - Marine	339,270,939	160,036,000	31,534,580	530,841,519

Washington State S. T. I. P.

2017 to 2020

(Project Funds to Nearest Dollar)

MPO/RTPO: PSRC

Y Inside

N Outside

November 17, 2017

County:

Agency: WSDOT - NC

Func Cls	Project Number	PIN	STIP ID	Imp Type	Total Project Length	Environmental Type	RW Required	Begin Termini	End Termini	Total Est. Cost of Project	STIP Amend. No.
14	0002(852)	200207Y	WDNC-13	44	0.000	DCE	Yes	MP 60.45	MP 60.45	697,467	

US 2/Stevens Pass - Avalanche Deflection Berm

Tunnel Creek drainage area is an active avalanche area. The surplus army tank used to control avalanches in this area will soon be removed from operation. This project will construct a berm to redirect avalanches and debris from reaching the highway. This will mitigate delays to the traveling public and protect the highway.

Funding

Phase	Start Date	Federal Fund Code	Federal Funds		Total		
			State Fund Code	State Funds			
RW	2017	NHPP		101,920	0	2,080	104,000
CN	2017	NHPP		498,649	0	10,177	508,826
Project Totals				600,569	0	12,257	612,826

Expenditure Schedule

Phase	1st	2nd	3rd	4th	5th & 6th
ALL	612,826	0	0	0	0
Totals	612,826	0	0	0	0

Agency Totals for WSDOT - NC	Federal Funds		State Funds	Local Funds	Total
	600,569		0	12,257	612,826

Washington State S. T. I. P.

2017 to 2020

(Project Funds to Nearest Dollar)

MPO/RTPO: PSRC

Y Inside

N Outside

November 17, 2017

County:

Agency: WSDOT - NW

Func Cls	Project Number	PIN	STIP ID	Imp Type	Total Project Length	Environmental Type	RW Required	Begin Termini	End Termini	Total Est. Cost of Project	STIP Amend. No.
00		BPPSRC	WDNW-1081	05	0.000	CE	No	N/A	N/A	304,647,203	17-09

Asphalt/Chip Seal Preservation Puget Sound Regional Council

Grouping of preservation projects for state highways and freeways PSRC-wide. Pavement condition rating is projected to drop below the adopted standards at multiple project locations. By inlaying the existing roadway with hot mix asphalt (HMA), the existing pavement condition rating will be increased to be within adopted standards. Find a list of included projects at www.wsdot.wa.gov/Projects/Search. The estimated cost for this project represents the seven-year total and thus reflects a higher amount than the four years shown in this TIP.

Washington State S. T. I. P.

2017 to 2020

(Project Funds to Nearest Dollar)

MPO/RTPO: PSRC

Y Inside

N Outside

November 17, 2017

County:

Agency: WSDOT - NW

Funding

Phase	Start Date	Federal	Fund Code	Federal Funds	State Fund Code	State Funds	Local Funds	Total
PE	2017		NHPP	1,729,814		0	79,975	1,809,789
PE	2017		STP	269,553		0	0	269,553
PE	2018		NHPP	445,194		0	6,315,621	6,760,815
PE	2018		STP	472,823		0	0	472,823
PE	2019		NHPP	1,287,987		0	2,795,164	4,083,151
PE	2019		STP	792,868		0	0	792,868
PE	2020		NHPP	1,475,065		0	3,358,154	4,833,219
PE	2020		STP	599,112		0	0	599,112
CN	2017		NHPP	21,748,312		0	456,252	22,204,564
CN	2017		STP	1,064,305		0	0	1,064,305
CN	2018		NHPP	32,493,877		0	33,678,749	66,172,626
CN	2018		STP	3,232,288		0	0	3,232,288
CN	2019		NHPP	34,890,694		0	15,198,006	50,088,700
CN	2019		STP	13,128,046		0	0	13,128,046
CN	2020		NHPP	1,930,439		0	17,261,372	19,191,811
CN	2020		STP	1,401,563		0	0	1,401,563
Project Totals				116,961,940		0	79,143,293	196,105,233

Washington State S. T. I. P.

2017 to 2020

(Project Funds to Nearest Dollar)

MPO/RTPO: PSRC

Y Inside

N Outside

November 17, 2017

County:

Agency: WSDOT - NW

Expenditure Schedule

Phase	1st	2nd	3rd	4th	5th & 6th
ALL	25,348,211	76,638,552	68,092,765	26,025,705	0
Totals	25,348,211	76,638,552	68,092,765	26,025,705	0

Washington State S. T. I. P.

2017 to 2020

(Project Funds to Nearest Dollar)

MPO/RTPO: PSRC

Y Inside

N Outside

November 17, 2017

County:

Agency: WSDOT - NW

Func Cls	Project Number	PIN	STIP ID	Imp Type	Total Project Length	Environmental Type	RW Required	Begin Termini	End Termini	Total Est. Cost of Project	STIP Amend. No.
00		WPPSRC	WDNW-1082	05	0.000	CE	No	N/A	N/A	57,008,235	17-09

Concrete Roadway Preservation Puget Sound Regional Council

Grouping of preservation projects for state highways and freeways PSRC-wide pavement condition rating is projected to drop below the adopted standards at multiple project locations. Replacing existing pavement with thicker concrete and steel bars at the joints will extend the life of the pavement at least another 40 years and provide a smoother ride. Find a list of included projects at www.wsdot.wa.gov/Projects/Search. The estimated cost for this project represents the seven-year total and thus reflects a higher amount than the four years shown in this TIP.

Funding

Phase	Start Date	Federal Fund Code	Federal Funds	State Fund Code	State Funds	Local Funds	Total
PE	2017	STP	199,933		0	7,997	207,930
PE	2020	NHPP	666,116		0	35,251	701,367
PE	2020	STP	215,166		0	0	215,166
CN	2017	STP	19,864,683		0	397,294	20,261,977
CN	2018	NHPP	21,424,807		0	428,496	21,853,303
Project Totals			42,370,705		0	869,038	43,239,743

Expenditure Schedule

Phase	1st	2nd	3rd	4th	5th & 6th
ALL	20,469,907	21,853,303	0	916,533	0
Totals	20,469,907	21,853,303	0	916,533	0

Washington State S. T. I. P.

2017 to 2020

(Project Funds to Nearest Dollar)

MPO/RTPO: PSRC

Y Inside

N Outside

November 17, 2017

County:

Agency: WSDOT - NW

Func Cls	Project Number	PIN	STIP ID	Imp Type	Total Project Length	Environmental Type	RW Required	Begin Termini	End Termini	Total Est. Cost of Project	STIP Amend. No.
11		140500T	WDNW-1156	14	12.460	CE	No	MP 0.34	MP 12.80	7,247,766	17-10

I-405/61st Ave S to SE 8th St - Seismic Retrofit

This project will provide seismic retrofitting of four I-405 bridges located within Washington's Seismic Lifeline Route. The NHS bridge numbers and 2017 priorities are as follows: 405/005 (priority #70), 405/011 (priority #12), 405/015 (priority #14), & 405/041E (priority #18).

Funding

Phase	Start Date	Federal	Fund Code	Federal Funds		State Fund Code	State Funds	Local Funds	Total
PE	2017			0		CWA	1,060,942	0	1,060,942
CN	2018			0		CWA	6,186,824	0	6,186,824
Project Totals				0			7,247,766	0	7,247,766

Expenditure Schedule

Phase	1st	2nd	3rd	4th	5th & 6th
ALL	1,060,942	6,186,824	0	0	0
Totals	1,060,942	6,186,824	0	0	0

Washington State S. T. I. P.

2017 to 2020

(Project Funds to Nearest Dollar)

MPO/RTPO: PSRC

Y Inside

N Outside

November 17, 2017

County:

Agency: WSDOT - NW

Func Cls	Project Number	PIN	STIP ID	Imp Type	Total Project Length	Environmental Type	RW Required	Begin Termini	End Termini	Total Est. Cost of Project	STIP Amend. No.
11		140525C	WDNW-1157	14	0.030	CE	No	MP 20.90	MP 20.93	3,003,135	17-10

I-405/NE 132nd Street Bridges - Seismic Retrofit

This project provides seismic retrofit of two I-405 bridges located within Washington's Seismic Lifeline Route. NHS Bridge numbers and 2017 priorities: 405/059E (priority #31), and 405/059W (priority #32).

Funding

Phase	Start Date	Federal	Fund Code	Federal Funds		State Fund Code	State Funds	Local Funds	Total
PE	2017			0		CWA	343,521	0	343,521
Project Totals				0			343,521	0	343,521

Expenditure Schedule

Phase	1st	2nd	3rd	4th	5th & 6th
ALL	343,521	0	0	0	0
Totals	343,521	0	0	0	0

Washington State S. T. I. P.

2017 to 2020

(Project Funds to Nearest Dollar)

MPO/RTPO: PSRC

Y Inside

N Outside

November 17, 2017

County:

Agency: WSDOT - NW

Func Cls	Project Number	PIN	STIP ID	Imp Type	Total Project Length	Environmental Type	RW Required	Begin Termini	End Termini	Total Est. Cost of Project	STIP Amend. No.
11		140567B	WDNW-1140	03	0.600	EA	Yes	MP 20.90	MP 21.50	75,000,000	17-06

I-405/NE 132nd Street Interchange - New Interchange

This project will construct half-diamond interchange ramps at NE 132nd Street.

Funding

Phase	Start Date	Federal Fund Code	Federal Funds		State Fund Code	State Funds	Local Funds	Total
PE	2017			0	CWA	5,000,000	0	5,000,000
RW	2019			0	CWA	20,000,000	0	20,000,000
Project Totals				0		25,000,000	0	25,000,000

Expenditure Schedule

Phase	1st	2nd	3rd	4th	5th & 6th
ALL	5,000,000	0	20,000,000	0	0
Totals	5,000,000	0	20,000,000	0	0

Washington State S. T. I. P.

2017 to 2020

(Project Funds to Nearest Dollar)

MPO/RTPO: PSRC

Y Inside

N Outside

November 17, 2017

County:

Agency: WSDOT - NW

Func Cls	Project Number	PIN	STIP ID	Imp Type	Total Project Length	Environmental Type	RW Required	Begin Termini	End Termini	Total Est. Cost of Project	STIP Amend. No.
11		140504N	WDNW-1114	03	13.000	EA	Yes	MP 0.00	MP 13.00	839,534,395	17-03

I-405/Renton to Bellevue - Corridor Widening

This project continues the widening of the I-405 corridor between Renton and Bellevue, including the implementation of Express Toll Lanes (ETL) and rebuilding impacted interchanges. This is a multi-year project and programming reflects funding within the span of the current TIP.

Funding

Phase	Start Date	Federal	Fund Code	Federal Funds		State Funds	Local Funds	Total
					State Fund Code			
PE	2017			0	CWA	16,882,372	0	16,882,372
RW	2017			0	CWA	26,500,000	0	26,500,000
RW	2017			0		0	8,500,000	8,500,000
CN	2018			0	CWA	304,500,000	0	304,500,000
Project Totals				0		347,882,372	8,500,000	356,382,372

Expenditure Schedule

Phase	1st	2nd	3rd	4th	5th & 6th
ALL	51,882,372	304,500,000	0	0	0
Totals	51,882,372	304,500,000	0	0	0

Washington State S. T. I. P.

2017 to 2020

(Project Funds to Nearest Dollar)

MPO/RTPO: PSRC

Y Inside

N Outside

November 17, 2017

County:

Agency: WSDOT - NW

Func Cls	Project Number	PIN	STIP ID	Imp Type	Total Project Length	Environmental Type	RW Required	Begin Termini	End Termini	Total Est. Cost of Project	STIP Amend. No.
11		140504C	WDNW-958	44	1.700	EA	Yes	SR 167 I/C (MP 2.30)	SR 169 I/C (MP 4.00)	312,938,605	

I-405: SR-167 Interchange - Direct Connector Interchange Improvements

The I-405 / SR-167 interchange experiences severe congestion due to high traffic volumes, resulting in 8 hours of congestion each day and is the second-most congested interchange in the state. This project will construct northbound and southbound High-Occupancy Vehicle (HOV) flyover ramps directly connecting SR-167 HOV/ High Occupancy Toll (HOT) lanes with I- 405 HOV lanes north of the SR-167 Interchange. It will include southbound I-405 HOV/HOT to southbound SR-167 HOV/HOT and northbound SR-167 HOV/HOT to northbound I-405 HOV/HOT.

Funding

Phase	Start Date	Federal Fund Code	Federal Funds	State Fund Code	State Funds	Local Funds	Total
CN	2017		0		0	140,932	140,932
Project Totals			0		0	140,932	140,932

Expenditure Schedule

Phase	1st	2nd	3rd	4th	5th & 6th
ALL	140,932	0	0	0	0
Totals	140,932	0	0	0	0

Washington State S. T. I. P.

2017 to 2020

(Project Funds to Nearest Dollar)

MPO/RTPO: PSRC

Y Inside

N Outside

November 17, 2017

County:

Agency: WSDOT - NW

Func Cls	Project Number	PIN	STIP ID	Imp Type	Total Project Length	Environmental Type	RW Required	Begin Termini	End Termini	Total Est. Cost of Project	STIP Amend. No.
11	0054(287)	100551J	WDNW-1030	21	6.370	CE	No	Ebey Slough (MP 198.89)	SR 531 Vicinity (MP 205.26)	252,863	

I-5 Northbound /Ebey Slough to SR 531 - ADA Compliance

This project will improve pedestrian safety by upgrading ADA sidewalk ramps at interchanges within the project limits.

Funding

Phase	Start Date	Federal	Fund Code	Federal Funds		State Funds	Local Funds	Total
				Federal Funds	State Fund Code			
CN	2017		NHPP	213,914		0	4,366	218,280
Project Totals				213,914		0	4,366	218,280

Expenditure Schedule

Phase	1st	2nd	3rd	4th	5th & 6th
ALL	218,280	0	0	0	0
Totals	218,280	0	0	0	0

Washington State S. T. I. P.

2017 to 2020

(Project Funds to Nearest Dollar)

MPO/RTPO: PSRC

Y Inside

N Outside

November 17, 2017

County:

Agency: WSDOT - NW

Func Cls	Project Number	PIN	STIP ID	Imp Type	Total Project Length	Environmental Type	RW Required	Begin Termini	End Termini	Total Est. Cost of Project	STIP Amend. No.
11		100540U	WDNW-1131	21	0.630	CE	No	164th St SW (MP 183.69)	164th St SW (MP 184.32)	635,141	17-05

I-5/164th St SW Interchange - ADA Compliance

This project will evaluate existing pedestrian ramps as outlined in the WSDOT ADA/504 Transition Plan. Required safety work will include striping and other minor safety items as needed.

Funding

Phase	Start Date	Federal	Fund Code	Federal Funds		State Funds	Local Funds	Total
				Federal	State Fund Code			
PE	2017		STP	78,413		0	3,267	81,680
CN	2018		STP	518,792		0	34,669	553,461
Project Totals				597,205		0	37,936	635,141

Expenditure Schedule

Phase	1st	2nd	3rd	4th	5th & 6th
ALL	81,680	553,461	0	0	0
Totals	81,680	553,461	0	0	0

Washington State S. T. I. P.

2017 to 2020

(Project Funds to Nearest Dollar)

MPO/RTPO: PSRC

Y Inside

N Outside

November 17, 2017

County:

Agency: WSDOT - NW

Func Cls	Project Number	PIN	STIP ID	Imp Type	Total Project Length	Environmental Type	RW Required	Begin Termini	End Termini	Total Est. Cost of Project	STIP Amend. No.
11	9999(778)	100559C	WDNW-1110	21	2.540	CE	No	MP 215.12	MP 217.66	764,253	

I-5/300th St NW to Anderson Rd - Cable Barrier Upgrade

This project will replace existing 3-strand cable rail systems with high-tension 4-strand cable rail on I-5 from MP 215.12 to MP 225.48. (PSRC only: MP 215.12 to MP 217.66)

Funding

Phase	Start Date	Federal	Fund Code	Federal Funds	State Fund Code	State Funds	Local Funds	Total
CN	2017		HSIP	665,070		0	13,573	678,643
Project Totals				665,070		0	13,573	678,643

Expenditure Schedule

Phase	1st	2nd	3rd	4th	5th & 6th
ALL	678,643	0	0	0	0
Totals	678,643	0	0	0	0

Washington State S. T. I. P.

2017 to 2020

(Project Funds to Nearest Dollar)

MPO/RTPO: PSRC

Y Inside

N Outside

November 17, 2017

County:

Agency: WSDOT - NW

Func Cls	Project Number	PIN	STIP ID	Imp Type	Total Project Length	Environmental Type	RW Required	Begin Termini	End Termini	Total Est. Cost of Project	STIP Amend. No.
11		100549B	WDNW-1138	44	4.570	EA	Yes	MP 194.49	MP 199.06	84,400,000	17-06

I-5/Everett to SR 528 - Peak Use Shoulder Lane & Interchange Improvements

NB I-5 between Everett and Marysville experiences severe congestion during peak travel periods. Widening the outside shoulder (right shoulder) by 1' and re-striping NB I-5 to create a peak use shoulder lane and installing an Active Traffic Management system will improve mobility and increase highway capacity by allowing motorists to use the outside shoulder for driving during peak traffic hours. This project will also complete the half-interchange at SR 529 by constructing a new NB I-5 Off-ramp to SR 529 and a new SB on-ramp from SR 529 to I-5.

Funding

Phase	Start Date	Federal Fund Code	Federal Funds		State Fund Code	State Funds	Local Funds	Total
			Federal	Fund Code				
PE	2017				CWA	5,300,000	0	5,300,000
RW	2018				CWA	1,000,000	0	1,000,000
CN	2019				CWA	78,100,000	0	78,100,000
Project Totals			0			84,400,000	0	84,400,000

Expenditure Schedule

Phase	1st	2nd	3rd	4th	5th & 6th
ALL	5,300,000	1,000,000	78,100,000	0	0
Totals	5,300,000	1,000,000	78,100,000	0	0

Washington State S. T. I. P.

2017 to 2020

(Project Funds to Nearest Dollar)

MPO/RTPO: PSRC

Y Inside

N Outside

November 17, 2017

County:

Agency: WSDOT - NW

Func Cls	Project Number	PIN	STIP ID	Imp Type	Total Project Length	Environmental Type	RW Required	Begin Termini	End Termini	Total Est. Cost of Project	STIP Amend. No.
11		100525M	WDNW-2003	24	7.220	CE	No	MP 165.39	MP 172.61	2,895,260	

I-5/Express Lanes System Entrances - Electronic Sign Replacement

Replace all overhead fiber optic signs, variable message signs, and associated electrical systems located at on-ramp entrances (Cherry St & Columbia St, Pike St & 9th Ave, NE Ravenna Blvd, Lake City Way NE, and NE 103rd & 1st Ave NE) to reduce the possibility of an abrupt system failure and allow for emergency or quick maintenance of those signs in order to maintain an acceptable level of service.

Funding

Phase	Start Date	Federal Fund Code	Federal Funds		Local Funds	Total	
			State Fund Code	State Funds			
CN	2017		0	CWA	2,481,600	0	2,481,600
Project Totals			0		2,481,600	0	2,481,600

Expenditure Schedule

Phase	1st	2nd	3rd	4th	5th & 6th
ALL	2,481,600	0	0	0	0
Totals	2,481,600	0	0	0	0

Washington State S. T. I. P.

2017 to 2020

(Project Funds to Nearest Dollar)

MPO/RTPO: PSRC

Y Inside

N Outside

November 17, 2017

County:

Agency: WSDOT - NW

Func Cls	Project Number	PIN	STIP ID	Imp Type	Total Project Length	Environmental Type	RW Required	Begin Termini	End Termini	Total Est. Cost of Project	STIP Amend. No.
11		100530K	WDNW-1158	21	0.060	CE	No	MP 179.24	MP 179.30	149,208	17-10

I-5/Northbound 220th St - Redirectional Landform Mitigation 17-19

Completing this project is essential to comply with established WSDOT policy to shield or otherwise mitigate redirectional landforms on freeways. A redirectional landform located on the outside shoulder of northbound I-5 at 220th St will be mitigated, reducing the risk of injury collisions at this location.

Funding

Phase	Start Date	Federal Fund Code	Federal Funds		Local Funds	Total
			State Fund Code	State Funds		
PE	2017	HSIP		23,662	0	24,648
Project Totals				23,662	0	24,648

Expenditure Schedule

Phase	1st	2nd	3rd	4th	5th & 6th
ALL	24,648	0	0	0	0
Totals	24,648	0	0	0	0

Washington State S. T. I. P.

2017 to 2020

(Project Funds to Nearest Dollar)

MPO/RTPO: PSRC

Y Inside

N Outside

November 17, 2017

County:

Agency: WSDOT - NW

Func Cls	Project Number	PIN	STIP ID	Imp Type	Total Project Length	Environmental Type	RW Required	Begin Termini	End Termini	Total Est. Cost of Project	STIP Amend. No.
11		100543C	WDNW-1123	14	0.500	CE	No	MP 189.00	MP 189.50	1,024,710	17-01

I-5/Northbound Off-Ramp to SR 526 - Expansion Joint Replacement

This project will replace sliding plate expansion joints on bridge 5/622N-W on Ramp 5 P1 18811 with new expansion joints based on the recommendation from Bridge Office.

Funding

Phase	Start Date	Federal	Fund Code	Federal Funds	State Fund Code	State Funds	Local Funds	Total
CN	2017		NHPP	906,216		0	18,494	924,710
Project Totals				906,216		0	18,494	924,710

Expenditure Schedule

Phase	1st	2nd	3rd	4th	5th & 6th
ALL	924,710	0	0	0	0
Totals	924,710	0	0	0	0

Washington State S. T. I. P.

2017 to 2020

(Project Funds to Nearest Dollar)

MPO/RTPO: PSRC

Y Inside

N Outside

November 17, 2017

County:

Agency: WSDOT - NW

Func Cls	Project Number	PIN	STIP ID	Imp Type	Total Project Length	Environmental Type	RW Required	Begin Termini	End Termini	Total Est. Cost of Project	STIP Amend. No.
11	0054(288)	100551C	WDNW-1019	21	0.050	CE	No	SB SR 528 Vicinity (MP 198.87)	SR 531 Vicinity (MP 205.27)	247,659	

I-5/SB SR 528 Vic to SR 531 Vic - ADA Compliance

This project will evaluate and improve pedestrian safety by upgrading ADA sidewalk ramps within the project limits.

Funding

Phase	Start Date	Federal	Fund Code	Federal Funds	State Fund Code	State Funds	Local Funds	Total
CN	2017		NHPP	210,366		0	4,293	214,659
Project Totals				210,366		0	4,293	214,659

Expenditure Schedule

Phase	1st	2nd	3rd	4th	5th & 6th
ALL	214,659	0	0	0	0
Totals	214,659	0	0	0	0

Washington State S. T. I. P.

2017 to 2020

(Project Funds to Nearest Dollar)

MPO/RTPO: PSRC

Y Inside

N Outside

November 17, 2017

County:

Agency: WSDOT - NW

Func Cls	Project Number	PIN	STIP ID	Imp Type	Total Project Length	Environmental Type	RW Required	Begin Termini	End Termini	Total Est. Cost of Project	STIP Amend. No.
11		100530J	WDNW-1144	28	0.010	CE	No	MP 177.72	MP 177.82	165,570	17-06

I-5/Southbound Off Ramp to SR 104 Westbound Ramp - ADA Compliance

The project will replace the existing non-standard sidewalk ramps with ramps that are in compliance with ADA guidelines. The improvements are located at the terminus of the off-ramp from I-5 southbound to westbound SR 104.

Funding

Phase	Start Date	Federal	Fund Code	Federal Funds		State Fund Code	State Funds	Local Funds	Total
PE	2017		NHPP	29,405			0	1,225	30,630
CN	2018		NHPP	132,241			0	2,699	134,940
Project Totals				161,646			0	3,924	165,570

Expenditure Schedule

Phase	1st	2nd	3rd	4th	5th & 6th
ALL	30,630	134,940	0	0	0
Totals	30,630	134,940	0	0	0

Washington State S. T. I. P.

2017 to 2020

(Project Funds to Nearest Dollar)

MPO/RTPO: PSRC

Y Inside

N Outside

November 17, 2017

County:

Agency: WSDOT - NW

Func Cls	Project Number	PIN	STIP ID	Imp Type	Total Project Length	Environmental Type	RW Required	Begin Termini	End Termini	Total Est. Cost of Project	STIP Amend. No.
11		100516J	WDNW-1143	28	3.940	CE	No	MP 161.68	MP 165.62	119,560	17-06

I-5/Southbound S Lucile St to Spring St - ADA Compliance

This project will evaluate and improve pedestrian safety by upgrading ADA sidewalk ramps within the project limits. The improvements will be located at the I-5 Southbound/ S Dearborn St intersection, the I-5 Express Lane/Cherry St/5th Ave intersection, and the I-5 Express Lane/Columbia St/5th Ave intersection.

Funding

Phase	Start Date	Federal	Fund Code	Federal Funds		State Funds	Local Funds	Total
				State Fund Code	State Funds			
PE	2017		NHPP		20,429	0	851	21,280
CN	2018		NHPP		96,314	0	1,966	98,280
Project Totals					116,743	0	2,817	119,560

Expenditure Schedule

Phase	1st	2nd	3rd	4th	5th & 6th
ALL	21,280	98,280	0	0	0
Totals	21,280	98,280	0	0	0

Washington State S. T. I. P.

2017 to 2020

(Project Funds to Nearest Dollar)

MPO/RTPO: PSRC

Y Inside

N Outside

November 17, 2017

County:

Agency: WSDOT - NW

Func Cls	Project Number	PIN	STIP ID	Imp Type	Total Project Length	Environmental Type	RW Required	Begin Termini	End Termini	Total Est. Cost of Project	STIP Amend. No.
11		100530H	WDNW-1142	14	2.530	CE	No	MP 177.39	MP 179.92	797,900	17-06

I-5/SR 104 Vicinity to 212th St SW Vicinity - Expansion Joint Replacement

This project will replace the expansion joints of bridge numbers 5/599E, 5/603, 5/607E, 5/599NCD, 5/601N-E, 5/599W, 5/601SCD, and 5/599SCD. The work will include the compression sealing of bridge numbers 5/599E and 5/599W.

Funding

Phase	Start Date	Federal	Fund Code	Federal Funds	State Fund Code	State Funds	Local Funds	Total
PE	2017		NHPP	78,413		0	3,267	81,680
CN	2018		NHPP	701,896		0	14,324	716,220
Project Totals				780,309		0	17,591	797,900

Expenditure Schedule

Phase	1st	2nd	3rd	4th	5th & 6th
ALL	81,680	716,220	0	0	0
Totals	81,680	716,220	0	0	0

Washington State S. T. I. P.

2017 to 2020

(Project Funds to Nearest Dollar)

MPO/RTPO: PSRC

Y Inside

N Outside

November 17, 2017

County:

Agency: WSDOT - NW

Func Cls	Project Number	PIN	STIP ID	Imp Type	Total Project Length	Environmental Type	RW Required	Begin Termini	End Termini	Total Est. Cost of Project	STIP Amend. No.
01	0054(290)	100558E	WDNW-1116	21	3.130	CE	No	MP 212.67	MP 215.70	231,744	

I-5/SR 532 & 300th St NW Interchange Ramps - ADA Compliance

This project will evaluate and improve pedestrian safety by upgrading ADA sidewalk ramps within the project limits.

Funding

Phase	Start Date	Federal Fund Code	Federal Funds		State Fund Code	State Funds	Local Funds	Total
			Federal	Fund Code				
CN	2018	NHPP	195,696			0	3,994	199,690
Project Totals			195,696			0	3,994	199,690

Expenditure Schedule

Phase	1st	2nd	3rd	4th	5th & 6th
ALL	0	199,690	0	0	0
Totals	0	199,690	0	0	0

Washington State S. T. I. P.

2017 to 2020

(Project Funds to Nearest Dollar)

MPO/RTPO: PSRC

Y Inside

N Outside

November 17, 2017

County:

Agency: WSDOT - NW

Func Cls	Project Number	PIN	STIP ID	Imp Type	Total Project Length	Environmental Type	RW Required	Begin Termini	End Termini	Total Est. Cost of Project	STIP Amend. No.
01	0901(492)	109071A	WDNW-1104	14	0.040	CE	No	MP 27.32	MP 27.36	922,659	

I-90/Eastbound Winery Rd Bridge - Deck Overlay

The project will overlay the bridge deck of the Eastbound Winery Rd Bridge 90/80S to preserve the structure.

Funding

Phase	Start Date	Federal Fund Code	Federal Funds		State Fund Code	State Funds	Local Funds	Total
			Federal	Fund Code				
CN	2017	NHPP		811,521		0	16,562	828,083
Project Totals				811,521		0	16,562	828,083

Expenditure Schedule

Phase	1st	2nd	3rd	4th	5th & 6th
ALL	828,083	0	0	0	0
Totals	828,083	0	0	0	0

Washington State S. T. I. P.

2017 to 2020

(Project Funds to Nearest Dollar)

MPO/RTPO: PSRC

Y Inside

N Outside

November 17, 2017

County:

Agency: WSDOT - NW

Func Cls	Project Number	PIN	STIP ID	Imp Type	Total Project Length	Environmental Type	RW Required	Begin Termini	End Termini	Total Est. Cost of Project	STIP Amend. No.
11	0901(497)	109024N	WDNW-1115	14	1.070	DCE	No	MP 4.53	MP 5.60	2,760,116	17-08

I-90/Homer M Hadley Bridge - Replace Anchor Cables

Replace anchor cables on the Homer M Hadley floating bridge.

Funding

Phase	Start Date	Federal	Fund Code	Federal Funds		State Fund Code	State Funds	Local Funds	Total
CN	2017		NHPP	2,622,055			0	53,511	2,675,566
Project Totals				2,622,055			0	53,511	2,675,566

Expenditure Schedule

Phase	1st	2nd	3rd	4th	5th & 6th
ALL	2,675,566	0	0	0	0
Totals	2,675,566	0	0	0	0

Washington State S. T. I. P.

2017 to 2020

(Project Funds to Nearest Dollar)

MPO/RTPO: PSRC

Y Inside

N Outside

November 17, 2017

County:

Agency: WSDOT - NW

Func Cls	Project Number	PIN	STIP ID	Imp Type	Total Project Length	Environmental Type	RW Required	Begin Termini	End Termini	Total Est. Cost of Project	STIP Amend. No.
11	0901(498)	109024Q	WDNW-2000	14	1.690	CE	No	MP 4.20	MP 5.89	930,545	1709 AdMod

I-90/Lacey V Murrow Bridge - Electrical Rehabilitation

Replace the electrical switchgears and five pairs of transformers, separating the neutral and grounding conductors on the Lacey V Murrow Bridge. Reinstall the three submersible fuses. Perform fault current and arc flash hazard analyses on all medium voltage equipment.

Funding

Phase	Start Date	Federal Fund Code	Federal Funds		State Fund Code	State Funds	Local Funds	Total
			Federal	Funds				
CN	2017	NHPP		541,413		0	11,056	552,469
Project Totals				541,413		0	11,056	552,469

Expenditure Schedule

Phase	1st	2nd	3rd	4th	5th & 6th
ALL	552,469	0	0	0	0
Totals	552,469	0	0	0	0

Washington State S. T. I. P.

2017 to 2020

(Project Funds to Nearest Dollar)

MPO/RTPO: PSRC

Y Inside

N Outside

November 17, 2017

County:

Agency: WSDOT - NW

Func Cls	Project Number	PIN	STIP ID	Imp Type	Total Project Length	Environmental Type	RW Required	Begin Termini	End Termini	Total Est. Cost of Project	STIP Amend. No.
11	0901(497)	109024M	WDNW-1113	14	1.300	DCE	No	MP 4.49	MP 5.79	5,187,614	1708 AdMod

I-90/Lacey V Murrow Bridge - Replace Anchor Cables

Replace anchor cables on the Lacey V Murrow floating bridge.

Funding

Phase	Start Date	Federal	Fund Code	Federal Funds	State Fund Code	State Funds	Local Funds	Total
CN	2017		NHPP	4,883,629		0	99,666	4,983,295
Project Totals				4,883,629		0	99,666	4,983,295

Expenditure Schedule

Phase	1st	2nd	3rd	4th	5th & 6th
ALL	4,983,295	0	0	0	0
Totals	4,983,295	0	0	0	0

Washington State S. T. I. P.

2017 to 2020

(Project Funds to Nearest Dollar)

MPO/RTPO: PSRC

Y Inside

N Outside

November 17, 2017

County:

Agency: WSDOT - NW

Func Cls	Project Number	PIN	STIP ID	Imp Type	Total Project Length	Environmental Type	RW Required	Begin Termini	End Termini	Total Est. Cost of Project	STIP Amend. No.
11	0901(485)	109058B	WDNW-1002	20	0.130	CE	Yes	MP 17.05	MP 17.18	5,205,011	17-01

I-90/N Fork Issaquah Creek - Fish Passage

Remove the existing fish passage barrier and replace it with a fish passable structure.

Funding

Phase	Start Date	Federal Fund Code	Federal Funds		State Fund Code	State Funds	Local Funds	Total
			Federal	Fund Code				
CN	2017	NHPP		4,438,724		0	90,586	4,529,310
Project Totals				4,438,724		0	90,586	4,529,310

Expenditure Schedule

Phase	1st	2nd	3rd	4th	5th & 6th
ALL	4,529,310	0	0	0	0
Totals	4,529,310	0	0	0	0

Washington State S. T. I. P.

2017 to 2020

(Project Funds to Nearest Dollar)

MPO/RTPO: PSRC

Y Inside

N Outside

November 17, 2017

County:

Agency: WSDOT - NW

Func Cls	Project Number	PIN	STIP ID	Imp Type	Total Project Length	Environmental Type	RW Required	Begin Termini	End Termini	Total Est. Cost of Project	STIP Amend. No.
01		109065K	WDNW-2005	20	21.380	DCE	Yes	MP 23.37	MP 44.75	4,072,140	17-09

I-90/Raging River Bridge to Bandera Vicinity - Stormwater Retrofit

This section of I-90 has been identified in a statewide effort in 2012 as a high priority corridor for improving water quality.

Funding

Phase	Start Date	Federal	Fund Code	Federal Funds		State Funds	Local Funds	Total
				Federal	State Fund Code			
PE	2017		NHPP	1,108,454		0	46,186	1,154,640
RW	2018		NHPP	224,175		0	4,575	228,750
CN	2019		NHPP	2,634,975		0	53,775	2,688,750
Project Totals				3,967,604		0	104,536	4,072,140

Expenditure Schedule

Phase	1st	2nd	3rd	4th	5th & 6th
ALL	1,154,640	228,750	2,688,750	0	0
Totals	1,154,640	228,750	2,688,750	0	0

Washington State S. T. I. P.

2017 to 2020

(Project Funds to Nearest Dollar)

MPO/RTPO: PSRC

Y Inside

N Outside

November 17, 2017

County:

Agency: WSDOT - NW

Func Cls	Project Number	PIN	STIP ID	Imp Type	Total Project Length	Environmental Type	RW Required	Begin Termini	End Termini	Total Est. Cost of Project	STIP Amend. No.
01		109070F	WDNW-2006	03	2.730	CE	Yes	MP 25.03	MP 27.80	128,000,000	17-09

I-90/SR 18 Interchange to Deep Creek - Widening & Interchange Improvements

The I-90/SR 18 interchange experiences severe congestion during peak traffic periods at the existing ramp terminal locations. This project constructs improvements to the I-90/SR 18 interchange and widens SR 18 from I-90 to Deep Creek.

Funding

Phase	Start Date	Federal	Fund Code	Federal Funds		State Funds	Local Funds	Total	
				State Fund Code					
PE	2017				0	CWA	3,500,000	0	3,500,000
PE	2017				0		0	4,500,000	4,500,000
RW	2020				0		0	2,000,000	2,000,000
Project Totals					0		3,500,000	6,500,000	10,000,000

Expenditure Schedule

Phase	1st	2nd	3rd	4th	5th & 6th
ALL	8,000,000	0	0	2,000,000	0
Totals	8,000,000	0	0	2,000,000	0

Washington State S. T. I. P.

2017 to 2020

(Project Funds to Nearest Dollar)

MPO/RTPO: PSRC

Y Inside

N Outside

November 17, 2017

County:

Agency: WSDOT - NW

Func Cls	Project Number	PIN	STIP ID	Imp Type	Total Project Length	Environmental Type	RW Required	Begin Termini	End Termini	Total Est. Cost of Project	STIP Amend. No.
01		109067A	WDNW-1125	14	0.520	CE	No	MP 23.40	MP 23.92	1,321,716	17-01

I-90/WB Raging River Bridge - Approach Slab Repair

This project will repair/replace the bridge approach slab at the east abutment of Bridge 90/77N, construct compression seal and rapid-cure silicone sealant expansion joints, and replace concrete pavement panels.

Funding

Phase	Start Date	Federal	Fund Code	Federal Funds	State Fund Code	State Funds	Local Funds	Total
PE	2017		NHPP	114,255		0	4,761	119,016
CN	2017		NHPP	1,178,646		0	24,054	1,202,700
Project Totals				1,292,901		0	28,815	1,321,716

Expenditure Schedule

Phase	1st	2nd	3rd	4th	5th & 6th
ALL	1,321,716	0	0	0	0
Totals	1,321,716	0	0	0	0

Washington State S. T. I. P.

2017 to 2020

(Project Funds to Nearest Dollar)

MPO/RTPO: PSRC

Y Inside

N Outside

November 17, 2017

County:

Agency: WSDOT - NW

Func Cls	Project Number	PIN	STIP ID	Imp Type	Total Project Length	Environmental Type	RW Required	Begin Termini	End Termini	Total Est. Cost of Project	STIP Amend. No.
00		100016B	WDNW-2004	21	0.000	CE	No	N/A	N/A	790,000	1702 AdMod

Northwest Region - Regionwide High Friction Surface Installation (19-21)

This project will install High Friction Surface Treatments (HFST) on interstate ramps along SR 518, I-405 and SR 526. HFST has exceptional skid resistant properties which have proven effective at reducing skid related crashes.

Funding

Phase	Start Date	Federal Fund Code	Federal Funds		State Fund Code	State Funds	Local Funds	Total
			Federal	Funds				
PE	2019	HSIP		106,560		0	4,440	111,000
CN	2020	STP		665,420		0	13,580	679,000
Project Totals				771,980		0	18,020	790,000

Expenditure Schedule

Phase	1st	2nd	3rd	4th	5th & 6th
ALL	0	0	111,000	679,000	0
Totals	0	0	111,000	679,000	0

Washington State S. T. I. P.

2017 to 2020

(Project Funds to Nearest Dollar)

MPO/RTPO: PSRC

Y Inside

N Outside

November 17, 2017

County:

Agency: WSDOT - NW

Func Cls	Project Number	PIN	STIP ID	Imp Type	Total Project Length	Environmental Type	RW Required	Begin Termini	End Termini	Total Est. Cost of Project	STIP Amend. No.
00	9999(742)	100015D	WDNW-1085	06	0.000	CE	No	N/A	N/A	1,979,000	

Northwest Region Guardrail Update (15-18)

To address region wide structurally deficient safety features which need to be adjusted or replaced to sustain safety for the traveling public. Potential improvements may include guardrail, guardrail terminals, bridge end protection, concrete barrier at locations on State Highways and Interstates where needed.

Funding

Phase	Start Date	Federal Fund Code	Federal Funds		State Fund Code	State Funds	Local Funds	Total
CN	2017	HSIP		1,710,100		0	34,900	1,745,000
Project Totals				1,710,100		0	34,900	1,745,000

Expenditure Schedule

Phase	1st	2nd	3rd	4th	5th & 6th
ALL	1,745,000	0	0	0	0
Totals	1,745,000	0	0	0	0

Washington State S. T. I. P.

2017 to 2020

(Project Funds to Nearest Dollar)

MPO/RTPO: PSRC

Y Inside

N Outside

November 17, 2017

County:

Agency: WSDOT - NW

Func Cls	Project Number	PIN	STIP ID	Imp Type	Total Project Length	Environmental Type	RW Required	Begin Termini	End Termini	Total Est. Cost of Project	STIP Amend. No.
00		100013B	WDNW-1159	24	0.000	CE	No	N/A	N/A	2,243,189	17-10

NW Regionwide - Camera Replacement

Replace the cameras on locations that were identified outdated and needed replacement to improve traffic on the roads.

Funding

Phase	Start Date	Federal	Fund Code	Federal Funds		State Funds	Local Funds	Total
				Federal Funds	State Fund Code			
PE	2018		NHPP	295,593		0	12,316	307,909
CN	2019		NHPP	1,896,575		0	38,705	1,935,280
Project Totals				2,192,168		0	51,021	2,243,189

Expenditure Schedule

Phase	1st	2nd	3rd	4th	5th & 6th
ALL	0	307,909	1,935,280	0	0
Totals	0	307,909	1,935,280	0	0

Washington State S. T. I. P.

2017 to 2020

(Project Funds to Nearest Dollar)

MPO/RTPO: PSRC

Y Inside

N Outside

November 17, 2017

County:

Agency: WSDOT - NW

Func Cls	Project Number	PIN	STIP ID	Imp Type	Total Project Length	Environmental Type	RW Required	Begin Termini	End Termini	Total Est. Cost of Project	STIP Amend. No.
14	0104(051)	110414A	WDNW-992	20	0.500	CE	Yes	Lyon Creek (MP 31.15)	Lyon Creek (MP 31.30)	4,111,684	17-05

SR 104/Lyon Creek - Fish Passage

Remove the existing fish passage barrier and replace it with a fish passable structure.

Funding

Phase	Start Date	Federal	Fund Code	Federal Funds		State Funds	Local Funds	Total
				Federal Funds	State Fund Code			
RW	2017			0	CWA	261,696	0	261,696
Project Totals				0		261,696	0	261,696

Expenditure Schedule

Phase	1st	2nd	3rd	4th	5th & 6th
ALL	261,696	0	0	0	0
Totals	261,696	0	0	0	0

Washington State S. T. I. P.

2017 to 2020

(Project Funds to Nearest Dollar)

MPO/RTPO: PSRC

Y Inside

N Outside

November 17, 2017

County:

Agency: WSDOT - NW

Func Cls	Project Number	PIN	STIP ID	Imp Type	Total Project Length	Environmental Type	RW Required	Begin Termini	End Termini	Total Est. Cost of Project	STIP Amend. No.
14	0104(056)	110401D	WDNW-1041	21	0.060	CE	No	Railroad Ave (MP 24.48)	Sunset Ave Vic (MP 24.54)	267,869	

SR 104/Sunset Ave - Railroad Crossing Improvements

This project will install advance preemption with gate down circuitry and associated hardware and software in Edmonds at the intersection with Sunset Ave.

Funding

Phase	Start Date	Federal	Fund Code	Federal Funds	State Fund Code	State Funds	Local Funds	Total
CN	2017		HSIP	186,072		0	3,797	189,869
Project Totals				186,072		0	3,797	189,869

Expenditure Schedule

Phase	1st	2nd	3rd	4th	5th & 6th
ALL	189,869	0	0	0	0
Totals	189,869	0	0	0	0

Washington State S. T. I. P.

2017 to 2020

(Project Funds to Nearest Dollar)

MPO/RTPO: PSRC

Y Inside

N Outside

November 17, 2017

County:

Agency: WSDOT - NW

Func Cls	Project Number	PIN	STIP ID	Imp Type	Total Project Length	Environmental Type	RW Required	Begin Termini	End Termini	Total Est. Cost of Project	STIP Amend. No.
14		116135B	WDNW-1146	26	0.870	CE	Yes	MP 35.38	MP 36.25	488,956	17-06

SR 161/Milton Rd S Vicinity to S 352nd St - ADA Compliance

Evaluate existing pedestrian ramps as outlined in the WSDOT ADA/504 Transition Plan. Curb ramps impacted by resurfacing work will be retrofitted for compliance with ADA guidelines.

Funding

Phase	Start Date	Federal	Fund Code	Federal Funds		State Funds	Local Funds	Total
				Fund Code	Funds			
PE	2017		NHPP		72,454	0	3,019	75,473
RW	2018		STP		10,731	0	219	10,950
CN	2018		NHPP		394,482	0	8,051	402,533
Project Totals					477,667	0	11,289	488,956

Expenditure Schedule

Phase	1st	2nd	3rd	4th	5th & 6th
ALL	75,473	413,483	0	0	0
Totals	75,473	413,483	0	0	0

Washington State S. T. I. P.

2017 to 2020

(Project Funds to Nearest Dollar)

MPO/RTPO: PSRC

Y Inside

N Outside

November 17, 2017

County:

Agency: WSDOT - NW

Func Cls	Project Number	PIN	STIP ID	Imp Type	Total Project Length	Environmental Type	RW Required	Begin Termini	End Termini	Total Est. Cost of Project	STIP Amend. No.
16	9999(744)	116401C	WDNW-1045	28	0.900	CE	No	SR 18 Interchange (MP 0.31)	M Street SE (MP 1.21)	415,588	

SR 164/SR 18 to M St SE - ADA Compliance

This project will evaluate/replace about 19 pedestrian ramps on SR 164 from SR 18 to M St SE.

Funding

Phase	Start Date	Federal	Fund Code	Federal Funds	State Fund Code	State Funds	Local Funds	Total
CN	2017		STP	351,446		0	7,172	358,618
Project Totals				351,446		0	7,172	358,618

Expenditure Schedule

Phase	1st	2nd	3rd	4th	5th & 6th
ALL	358,618	0	0	0	0
Totals	358,618	0	0	0	0

Washington State S. T. I. P.

2017 to 2020

(Project Funds to Nearest Dollar)

MPO/RTPO: PSRC

Y Inside

N Outside

November 17, 2017

County:

Agency: WSDOT - NW

Func Cls	Project Number	PIN	STIP ID	Imp Type	Total Project Length	Environmental Type	RW Required	Begin Termini	End Termini	Total Est. Cost of Project	STIP Amend. No.
14	0169(027)	116927D	WDNW-1071	21	1.040	CE	No	140th Way SE (MP 22.97)	Monroe Ave SE (MP 24.01)	392,276	

SR 169/140th Way SE to Monroe Ave SE - ADA Compliance

This project will evaluate/replace about 15 pedestrian ramps at the two intersections of SR 169 and 140th Way SE and Monroe Ave SE.

Funding

Phase	Start Date	Federal	Fund Code	Federal Funds		State Fund Code	State Funds	Local Funds	Total
CN	2017		NHPP	332,490			0	6,786	339,276
Project Totals				332,490			0	6,786	339,276

Expenditure Schedule

Phase	1st	2nd	3rd	4th	5th & 6th
ALL	339,276	0	0	0	0
Totals	339,276	0	0	0	0

Washington State S. T. I. P.

2017 to 2020

(Project Funds to Nearest Dollar)

MPO/RTPO: PSRC

Y Inside

N Outside

November 17, 2017

County:

Agency: WSDOT - NW

Func Cls	Project Number	PIN	STIP ID	Imp Type	Total Project Length	Environmental Type	RW Required	Begin Termini	End Termini	Total Est. Cost of Project	STIP Amend. No.
14	0169(026)	116911V	WDNW-993	20	0.080	CE	Yes	Covington Creek (MP 9.92)	Covington Creek (MP 10.00)	8,449,557	

SR 169/Ravensdale Creek - Fish Passage

Remove the existing fish passage barrier and replace it with a fish passable structure.

Funding

Phase	Start Date	Federal Fund Code	Federal Funds		State Fund Code	State Funds	Local Funds	Total
			Federal	Fund Code				
RW	2019	STP		10,574		0	216	10,790
Project Totals				10,574		0	216	10,790

Expenditure Schedule

Phase	1st	2nd	3rd	4th	5th & 6th
ALL	0	0	10,790	0	0
Totals	0	0	10,790	0	0

Washington State S. T. I. P.

2017 to 2020

(Project Funds to Nearest Dollar)

MPO/RTPO: PSRC

Y Inside

N Outside

November 17, 2017

County:

Agency: WSDOT - NW

Func Cls	Project Number	PIN	STIP ID	Imp Type	Total Project Length	Environmental Type	RW Required	Begin Termini	End Termini	Total Est. Cost of Project	STIP Amend. No.
02		101818S	WDNW-991	14	0.120	CE	No	Issaquah Hobart Rd (MP 20.31)	Issaquah Hobart Rd (MP 20.43)	959,802	17-06

SR 18/Holder Creek Bridge - Deck Overlay

To preserve the existing roadway by rehabilitating the deteriorated bridge deck, this project will rehabilitate the Holder Creek Bridge with a modified concrete overlay. The existing strip seal expansion joint system and headers will also be modified. Provide HMA transition sections, full width, before and after the bridge. The actual pavement depth will be determined by the Resurfacing Report.

Funding

Phase	Start Date	Federal Fund Code	Federal Funds		State Fund Code	State Funds	Local Funds	Total	
			Federal	Fund Code					
PE	2017			NHPP		111,283	0	4,637	115,920
CN	2018			NHPP		827,004	0	16,878	843,882
Project Totals						938,287	0	21,515	959,802

Expenditure Schedule

Phase	1st	2nd	3rd	4th	5th & 6th
ALL	115,920	843,882	0	0	0
Totals	115,920	843,882	0	0	0

Washington State S. T. I. P.

2017 to 2020

(Project Funds to Nearest Dollar)

MPO/RTPO: PSRC

Y Inside

N Outside

November 17, 2017

County:

Agency: WSDOT - NW

Func Cls	Project Number	PIN	STIP ID	Imp Type	Total Project Length	Environmental Type	RW Required	Begin Termini	End Termini	Total Est. Cost of Project	STIP Amend. No.
12		101812N	WDNW-1109	21	0.010	CE	No	MP 15.63	MP 15.64	155,424	

SR 18/SE 231st St - ADA Compliance

Evaluate existing pedestrian ramps as outlined in the WSDOT ADA/504 Transition Plan. Curb ramps impacted by resurfacing work will be retrofitted for compliance with ADA guidelines.

Funding

Phase	Start Date	Federal	Fund Code	Federal Funds	State Fund Code	State Funds	Local Funds	Total
CN	2018			0		0	134,064	134,064
Project Totals				0		0	134,064	134,064

Expenditure Schedule

Phase	1st	2nd	3rd	4th	5th & 6th
ALL	0	134,064	0	0	0
Totals	0	134,064	0	0	0

Washington State S. T. I. P.

2017 to 2020

(Project Funds to Nearest Dollar)

MPO/RTPO: PSRC

Y Inside

N Outside

November 17, 2017

County:

Agency: WSDOT - NW

Func Cls	Project Number	PIN	STIP ID	Imp Type	Total Project Length	Environmental Type	RW Required	Begin Termini	End Termini	Total Est. Cost of Project	STIP Amend. No.
12	9999(778)	101813P	WDNW-1106	21	11.220	CE	No	MP 9.00	MP 20.22	869,567	

SR 18/Soosette Creek Vicinity to Issaquah Hobart Rd Vicinity - Cable Barrier

This project will replace existing 3-strand cable rail systems with high-tension 4-strand cable rail on SR 18 from MP 9.00 to MP 20.22.

Funding

Phase	Start Date	Federal Fund Code	Federal Funds		State Fund Code	State Funds	Local Funds	Total
			Federal	Fund Code				
CN	2017	HSIP	731,105			0	14,921	746,026
Project Totals			731,105			0	14,921	746,026

Expenditure Schedule

Phase	1st	2nd	3rd	4th	5th & 6th
ALL	746,026	0	0	0	0
Totals	746,026	0	0	0	0

Washington State S. T. I. P.

2017 to 2020

(Project Funds to Nearest Dollar)

MPO/RTPO: PSRC

Y Inside

N Outside

November 17, 2017

County:

Agency: WSDOT - NW

Func Cls	Project Number	PIN	STIP ID	Imp Type	Total Project Length	Environmental Type	RW Required	Begin Termini	End Termini	Total Est. Cost of Project	STIP Amend. No.
12		101807B	WDNW-1112	21	0.010	CE	No	MP 8.75	MP 8.76	64,936	

SR 18/Westbound SE 304th St On-Ramp - ADA Compliance

This project will evaluate and improve pedestrian safety by upgrading ADA sidewalk ramps within the project limits.

Funding

Phase	Start Date	Federal Fund Code	Federal Funds	State Fund Code	State Funds	Local Funds	Total
CN	2018		0		0	56,392	56,392
Project Totals			0		0	56,392	56,392

Expenditure Schedule

Phase	1st	2nd	3rd	4th	5th & 6th
ALL	0	56,392	0	0	0
Totals	0	56,392	0	0	0

Washington State S. T. I. P.

2017 to 2020

(Project Funds to Nearest Dollar)

MPO/RTPO: PSRC

Y Inside

N Outside

November 17, 2017

County:

Agency: WSDOT - NW

Func Cls	Project Number	PIN	STIP ID	Imp Type	Total Project Length	Environmental Type	RW Required	Begin Termini	End Termini	Total Est. Cost of Project	STIP Amend. No.
14		118105F	WDNW-1133	21	0.510	CE	Yes	MP 5.33	MP 5.84	439,835	17-05

SR 181/SR 516 to W Sam St - ADA Compliance

Evaluate and update/alter curb ramps as necessary to meet ADA accessibility criteria per WSDOT Design Manual guidance.

Funding

Phase	Start Date	Federal	Fund Code	Federal Funds		State Funds	Local Funds	Total
				Federal Funds	State Fund Code			
PE	2017		NHPP	57,406		0	2,392	59,798
RW	2018		NHPP	5,488		0	112	5,600
CN	2018		NHPP	366,948		0	7,489	374,437
Project Totals				429,842		0	9,993	439,835

Expenditure Schedule

Phase	1st	2nd	3rd	4th	5th & 6th
ALL	59,798	380,037	0	0	0
Totals	59,798	380,037	0	0	0

Washington State S. T. I. P.

2017 to 2020

(Project Funds to Nearest Dollar)

MPO/RTPO: PSRC

Y Inside

N Outside

November 17, 2017

County:

Agency: WSDOT - NW

Func Cls	Project Number	PIN	STIP ID	Imp Type	Total Project Length	Environmental Type	RW Required	Begin Termini	End Termini	Total Est. Cost of Project	STIP Amend. No.
16		120290B	WDNW-1145	28	1.410	CE	No	MP 26.21	MP 27.62	275,831	17-06

SR 202/SE Snoqualmie Pkwy to Meadowbrook Way SE - ADA Compliance

Evaluate existing pedestrian ramps as outlined in the WSDOT ADA/504 Transition Plan. Curb ramps impacted by resurfacing work will be retrofitted for compliance with ADA guidelines.

Funding

Phase	Start Date	Federal	Fund Code	Federal Funds		State Fund Code	State Funds	Local Funds	Total
PE	2017		STP		37,758		0	1,573	39,331
CN	2018		STP		231,770		0	4,730	236,500
Project Totals					269,528		0	6,303	275,831

Expenditure Schedule

Phase	1st	2nd	3rd	4th	5th & 6th
ALL	39,331	236,500	0	0	0
Totals	39,331	236,500	0	0	0

Washington State S. T. I. P.

2017 to 2020

(Project Funds to Nearest Dollar)

MPO/RTPO: PSRC

Y Inside

N Outside

November 17, 2017

County:

Agency: WSDOT - NW

Func Cls	Project Number	PIN	STIP ID	Imp Type	Total Project Length	Environmental Type	RW Required	Begin Termini	End Termini	Total Est. Cost of Project	STIP Amend. No.
16		120215C	WDNW-1118	20	0.150	CE	Yes	MP 19.65	MP 19.80	2,555,177	

SR 202/Two Tributaries to Patterson Creek - Fish Passage

Remove the existing fish passage barriers and replace them with fish passable structures.

Funding

Phase	Start Date	Federal	Fund Code	Federal Funds		State Funds	Local Funds	Total
				Federal Funds	State Fund Code			
RW	2017			0	CWA	35,940	0	35,940
Project Totals				0		35,940	0	35,940

Expenditure Schedule

Phase	1st	2nd	3rd	4th	5th & 6th
ALL	35,940	0	0	0	0
Totals	35,940	0	0	0	0

Washington State S. T. I. P.

2017 to 2020

(Project Funds to Nearest Dollar)

MPO/RTPO: PSRC

Y Inside

N Outside

November 17, 2017

County:

Agency: WSDOT - NW

Func Cls	Project Number	PIN	STIP ID	Imp Type	Total Project Length	Environmental Type	RW Required	Begin Termini	End Termini	Total Est. Cost of Project	STIP Amend. No.
06		120304F	WDNW-2001	20	0.070	CE	Yes	MP 4.95	MP 5.02	1,771,260	1709 AdMod

SR 203/Langlois Creek - Fish Passage

Remove the existing fish passage barrier and replace it with a fish passable structure.

Funding

Phase	Start Date	Federal	Fund Code	Federal Funds		State Fund Code	State Funds	Local Funds	Total
RW	2017				0	CWA	54,250	0	54,250
CN	2018		STP		742,461		0	15,152	757,613
CN	2019		STP		406,932		0	8,305	415,237
Project Totals					1,149,393		54,250	23,457	1,227,100

Expenditure Schedule

Phase	1st	2nd	3rd	4th	5th & 6th
ALL	54,250	757,613	415,237	0	0
Totals	54,250	757,613	415,237	0	0

Washington State S. T. I. P.

2017 to 2020

(Project Funds to Nearest Dollar)

MPO/RTPO: PSRC

Y Inside

N Outside

November 17, 2017

County:

Agency: WSDOT - NW

Func Cls	Project Number	PIN	STIP ID	Imp Type	Total Project Length	Environmental Type	RW Required	Begin Termini	End Termini	Total Est. Cost of Project	STIP Amend. No.
16		120313A	WDNW-1160	20	0.100	CE	No	MP 13.55	MP 13.65	2,441,526	17-10

SR 203/Loutsis Creek - Fish Passage

This project will remove the existing fish passage barrier and replace it with a fish passable structure.

Funding

Phase	Start Date	Federal	Fund Code	Federal Funds		State Funds	Local Funds	Total
				State Fund Code	State Funds			
PE	2017		STP		517,225	0	21,551	538,776
CN	2019		STP		1,864,695	0	38,055	1,902,750
Project Totals					2,381,920	0	59,606	2,441,526

Expenditure Schedule

Phase	1st	2nd	3rd	4th	5th & 6th
ALL	538,776	0	1,902,750	0	0
Totals	538,776	0	1,902,750	0	0

Washington State S. T. I. P.

2017 to 2020

(Project Funds to Nearest Dollar)

MPO/RTPO: PSRC

Y Inside

N Outside

November 17, 2017

County:

Agency: WSDOT - NW

Func Cls	Project Number	PIN	STIP ID	Imp Type	Total Project Length	Environmental Type	RW Required	Begin Termini	End Termini	Total Est. Cost of Project	STIP Amend. No.
12		141001K	WDNW-1099	06	0.060	CE	No	MP 21.99	MP 22.05	2,826,471	1701 AdMod

SR 410/White River Bridge - Painting

Paint existing structure.

Funding

Phase	Start Date	Federal	Fund Code	Federal Funds		State Fund Code	State Funds	Local Funds	Total
CN	2017			0		CWA	4,544	0	4,544
CN	2018			0		CWA	2,556,751	0	2,556,751
Project Totals				0			2,561,295	0	2,561,295

Expenditure Schedule

Phase	1st	2nd	3rd	4th	5th & 6th
ALL	4,544	2,556,751	0	0	0
Totals	4,544	2,556,751	0	0	0

Washington State S. T. I. P.

2017 to 2020

(Project Funds to Nearest Dollar)

MPO/RTPO: PSRC

Y Inside

N Outside

November 17, 2017

County:

Agency: WSDOT - NW

Func Cls	Project Number	PIN	STIP ID	Imp Type	Total Project Length	Environmental Type	RW Required	Begin Termini	End Termini	Total Est. Cost of Project	STIP Amend. No.
14		150915G	WDNW-1148	28	0.420	CE	No	MP 22.38	MP 22.80	117,099	17-07

SR 509/Criminal Justice College to SW 185th St - ADA Compliance

This project will evaluate and update/alter curb ramps as necessary to meet ADA accessibility criteria per WSDOT Design Manual guidance.

Funding

Phase	Start Date	Federal	Fund Code	Federal Funds		State Funds	Local Funds	Total
				State Fund Code	State Funds			
PE	2017		NHPP		14,918	0	622	15,540
CN	2018		NHPP		99,528	0	2,031	101,559
Project Totals					114,446	0	2,653	117,099

Expenditure Schedule

Phase	1st	2nd	3rd	4th	5th & 6th
ALL	15,540	101,559	0	0	0
Totals	15,540	101,559	0	0	0

Washington State S. T. I. P.

2017 to 2020

(Project Funds to Nearest Dollar)

MPO/RTPO: PSRC

Y Inside

N Outside

November 17, 2017

County:

Agency: WSDOT - NW

Func Cls	Project Number	PIN	STIP ID	Imp Type	Total Project Length	Environmental Type	RW Required	Begin Termini	End Termini	Total Est. Cost of Project	STIP Amend. No.
14		150907E	WDNW-1124	01	2.580	EIS	Yes	MP 20.59	MP 21.49	530,220,000	17-01

SR 509/I-5 & SR 516 Interchange to 28th/24th Ave S. (SR 509 Completion Stage 1)

This project will construct a new four lane SR 509 from 28th/24th Ave S to its connection with I-5. The project will also construct a two lane southbound collector-distributor along I-5, reconstruct the SR 516 interchange into a diamond interchange and provide a connection to Veteran's Drive. This is a multiyear project and the programming reflects the funds available within the span of the regional TIP.

Funding

Phase	Start Date	Federal Funds		State Funds		Local Funds	Total
		Federal	Fund Code	State Fund Code	State Funds		
PE	2017	0		CWA	1,687,900	0	1,687,900
PE	2018	0		CWA	6,749,362	0	6,749,362
PE	2019	0		CWA	6,135,241	0	6,135,241
PE	2020	0		CWA	4,999,545	0	4,999,545
RW	2017	0		CWA	128,094	0	128,094
RW	2018	0		CWA	4,268,880	0	4,268,880
RW	2019	0		CWA	9,781,418	0	9,781,418
RW	2019	0			0	3,879,899	3,879,899
RW	2020	0		CWA	47,444,790	0	47,444,790
RW	2020	0			0	26,569,083	26,569,083
CN	2019	0		CWA	3,334,340	0	3,334,340
Project Totals		0			84,529,570	30,448,982	114,978,552

Washington State S. T. I. P.

2017 to 2020

(Project Funds to Nearest Dollar)

MPO/RTPO: PSRC

Y Inside

N Outside

November 17, 2017

County:

Agency: WSDOT - NW

Expenditure Schedule

Phase	1st	2nd	3rd	4th	5th & 6th
ALL	1,815,994	11,018,242	23,130,898	79,013,418	0
Totals	1,815,994	11,018,242	23,130,898	79,013,418	0

Washington State S. T. I. P.

2017 to 2020

(Project Funds to Nearest Dollar)

MPO/RTPO: PSRC

Y Inside

N Outside

November 17, 2017

County:

Agency: WSDOT - NW

Func Cls	Project Number	PIN	STIP ID	Imp Type	Total Project Length	Environmental Type	RW Required	Begin Termini	End Termini	Total Est. Cost of Project	STIP Amend. No.
14		150927C	WDNW-1161	21	0.030	CE	No	MP 27.88	MP 27.91	25,000	17-10

SR 509/S 112th St Vicinity - ADA Compliance

The project will evaluate/replace pedestrian ramps at the intersection of SR 509 and S 112th St. Preliminary Engineering was accomplished under PIN 150927A.

Funding

Phase	Start Date	Federal	Fund Code	Federal Funds	State Fund Code	State Funds	Local Funds	Total
CN	2018		NHPP	24,500		0	500	25,000
Project Totals				24,500		0	500	25,000

Expenditure Schedule

Phase	1st	2nd	3rd	4th	5th & 6th
ALL	0	25,000	0	0	0
Totals	0	25,000	0	0	0

Washington State S. T. I. P.

2017 to 2020

(Project Funds to Nearest Dollar)

MPO/RTPO: PSRC

Y Inside

N Outside

November 17, 2017

County:

Agency: WSDOT - NW

Func Cls	Project Number	PIN	STIP ID	Imp Type	Total Project Length	Environmental Type	RW Required	Begin Termini	End Termini	Total Est. Cost of Project	STIP Amend. No.
14	9999(742)	150922E	WDNW-1049	28	0.040	CE	No	S 128th St Interchange (MP 26.	S 128th St Interchange (MP 26.	86,593	

SR 509/S 128th St Interchange - ADA Compliance

This project will evaluate / replace about 4 pedestrian ramps at the SR509/S 128th St Interchange in areas where the on and off ramps to SR 509 intersect with S 128th St.

Funding

Phase	Start Date	Federal Fund Code	Federal Funds		State Fund Code	State Funds	Local Funds	Total
			Federal	Fund Code				
CN	2017	NHPP		73,402		0	1,498	74,900
Project Totals				73,402		0	1,498	74,900

Expenditure Schedule

Phase	1st	2nd	3rd	4th	5th & 6th
ALL	74,900	0	0	0	0
Totals	74,900	0	0	0	0

Washington State S. T. I. P.

2017 to 2020

(Project Funds to Nearest Dollar)

MPO/RTPO: PSRC

Y Inside

N Outside

November 17, 2017

County:

Agency: WSDOT - NW

Func Cls	Project Number	PIN	STIP ID	Imp Type	Total Project Length	Environmental Type	RW Required	Begin Termini	End Termini	Total Est. Cost of Project	STIP Amend. No.
14	0516(023)	151607B	WDNW-1073	21	1.780	CE	No	108th Ave SE (MP 7.61)	132nd Ave SE (MP 9.39)	284,126	

SR 516/108th Ave SE to 132nd Ave SE - ADA Compliance

The project will evaluate/replace pedestrian ramps within the project limits.

Funding

Phase	Start Date	Federal Fund Code	Federal Funds		State Fund Code	State Funds	Local Funds	Total
			Federal	Fund Code				
CN	2017	NHPP	240,189			0	4,902	245,091
Project Totals			240,189			0	4,902	245,091

Expenditure Schedule

Phase	1st	2nd	3rd	4th	5th & 6th
ALL	245,091	0	0	0	0
Totals	245,091	0	0	0	0

Washington State S. T. I. P.

2017 to 2020

(Project Funds to Nearest Dollar)

MPO/RTPO: PSRC

Y Inside

N Outside

November 17, 2017

County:

Agency: WSDOT - NW

Func Cls	Project Number	PIN	STIP ID	Imp Type	Total Project Length	Environmental Type	RW Required	Begin Termini	End Termini	Total Est. Cost of Project	STIP Amend. No.
12		151801G	WDNW-1162	14	0.040	CE	No	MP 2.91	MP 2.95	2,779,584	17-10

SR 518/42nd Ave S and I-5/I-405 Bridges - Seismic Retrofit

Provide seismic retrofit on two SR 518 bridges and one I-405 bridge located within Washington's Seismic Lifeline Route. NHS Bridges and 2017 priorities: 518/018N (priority #2), 518/018S (priority #3), and 405/001 (priority #11).

Funding

Phase	Start Date	Federal	Fund Code	Federal Funds		State Fund Code	State Funds	Local Funds	Total
PE	2017		NHPP	440,833			0	18,368	459,201
CN	2018		NHPP	2,273,975			0	46,408	2,320,383
Project Totals				2,714,808			0	64,776	2,779,584

Expenditure Schedule

Phase	1st	2nd	3rd	4th	5th & 6th
ALL	459,201	2,320,383	0	0	0
Totals	459,201	2,320,383	0	0	0

Washington State S. T. I. P.

2017 to 2020

(Project Funds to Nearest Dollar)

MPO/RTPO: PSRC

Y Inside

N Outside

November 17, 2017

County:

Agency: WSDOT - NW

Func Cls	Project Number	PIN	STIP ID	Imp Type	Total Project Length	Environmental Type	RW Required	Begin Termini	End Termini	Total Est. Cost of Project	STIP Amend. No.
14		151801K	WDNW-1092	03	0.520	CE	Yes	SR 509 (MP 0.10)	Des Moines Memorial Drive (MP)	13,455,000	

SR 518/Des Moines Memorial Drive - Interchange Improvements

Constructs an eastbound off-ramp at the Des Moines Memorial Drive.

Funding

Phase	Start Date	Federal	Fund Code	Federal Funds	State Fund Code	State Funds	Local Funds	Total
CN	2017			0	CWA	12,665,000	0	12,665,000
Project Totals				0		12,665,000	0	12,665,000

Expenditure Schedule

Phase	1st	2nd	3rd	4th	5th & 6th
ALL	12,665,000	0	0	0	0
Totals	12,665,000	0	0	0	0

Washington State S. T. I. P.

2017 to 2020

(Project Funds to Nearest Dollar)

MPO/RTPO: PSRC

Y Inside

N Outside

November 17, 2017

County:

Agency: WSDOT - NW

Func Cls	Project Number	PIN	STIP ID	Imp Type	Total Project Length	Environmental Type	RW Required	Begin Termini	End Termini	Total Est. Cost of Project	STIP Amend. No.
14		151801F	WDNW-1154	14	1.360	CE	No	MP 0.58	MP 2.33	1,654,842	17-08

SR 518/Des Moines Way S to Airport Expressway Bridges - Deck Overlay

The asphalt bridge decks of Bridges 518/10, 518/14, and 518/14N-W are deteriorating and in need of repaving. Grinding and inlaying the bridge decks will preserve the pavement structure over these bridges.

Funding

Phase	Start Date	Federal	Fund Code	Federal Funds	State Fund Code	State Funds	Local Funds	Total
PE	2017		NHPP	145,206		0	6,050	151,256
CN	2018		NHPP	1,472,396		0	31,190	1,503,586
Project Totals				1,617,602		0	37,240	1,654,842

Expenditure Schedule

Phase	1st	2nd	3rd	4th	5th & 6th
ALL	151,256	1,503,586	0	0	0
Totals	151,256	1,503,586	0	0	0

Washington State S. T. I. P.

2017 to 2020

(Project Funds to Nearest Dollar)

MPO/RTPO: PSRC

Y Inside

N Outside

November 17, 2017

County:

Agency: WSDOT - NW

Func Cls	Project Number	PIN	STIP ID	Imp Type	Total Project Length	Environmental Type	RW Required	Begin Termini	End Termini	Total Est. Cost of Project	STIP Amend. No.
14		152032K	WDNW-2008	03	0.450	DCE	Yes	MP 8.75	MP 9.20	68,000,000	17-09

SR 520/148th Ave NE Interchange - Overlake Access Ramp

Improves eastbound off-ramp operations and safety by constructing a grade-separated through movement at this interchange ramp terminal for the eastbound off-ramp.

Funding

Phase	Start Date	Federal	Fund Code	Federal Funds		State Fund Code	State Funds	Local Funds	Total
PE	2017			0		CWA	2,600,000	0	2,600,000
RW	2017			0		CWA	38,100,000	0	38,100,000
CN	2019			0		CWA	27,300,000	0	27,300,000
Project Totals				0			68,000,000	0	68,000,000

Expenditure Schedule

Phase	1st	2nd	3rd	4th	5th & 6th
ALL	40,700,000	0	27,300,000	0	0
Totals	40,700,000	0	27,300,000	0	0

Washington State S. T. I. P.

2017 to 2020

(Project Funds to Nearest Dollar)

MPO/RTPO: PSRC

Y Inside

N Outside

November 17, 2017

County:

Agency: WSDOT - NW

Func Cls	Project Number	PIN	STIP ID	Imp Type	Total Project Length	Environmental Type	RW Required	Begin Termini	End Termini	Total Est. Cost of Project	STIP Amend. No.
14		152236C	WDNW-1122	14	1.770	CE	No	MP 20.49	MP 20.83	730,430	

SR 522/Eastbound Snohomish River Bridge - Bridge Deck Overlay

The project will rehabilitate Bridge 522/138 S on SR 522 by removing the existing asphalt, repairing the polymer waterproofing membrane, repairing the expansion joint at span 7 and repaving the bridge deck with HMA.

Funding

Phase	Start Date	Federal	Fund Code	Federal Funds	State Fund Code	State Funds	Local Funds	Total
PE	2017		NHPP	78,874		0	3,286	82,160
CN	2018		NHPP	635,305		0	12,965	648,270
Project Totals				714,179		0	16,251	730,430

Expenditure Schedule

Phase	1st	2nd	3rd	4th	5th & 6th
ALL	82,160	648,270	0	0	0
Totals	82,160	648,270	0	0	0

Washington State S. T. I. P.

2017 to 2020

(Project Funds to Nearest Dollar)

MPO/RTPO: PSRC

Y Inside

N Outside

November 17, 2017

County:

Agency: WSDOT - NW

Func Cls	Project Number	PIN	STIP ID	Imp Type	Total Project Length	Environmental Type	RW Required	Begin Termini	End Termini	Total Est. Cost of Project	STIP Amend. No.
14		152203E	WDNW-1127	21	1.190	CE	Yes	MP 3.04	MP 4.23	897,606	17-01

SR 522/NE 123rd St to SR 523 - ADA Compliance

This project will evaluate and improve pedestrian safety by upgrading ADA sidewalk ramps within the project limits.

Funding

Phase	Start Date	Federal	Fund Code	Federal Funds		State Funds	Local Funds	Total
				Federal	State Fund Code			
PE	2017		NHPP	119,396		0	4,975	124,371
RW	2018		NHPP	16,067		0	328	16,395
CN	2018		NHPP	741,703		0	15,137	756,840
Project Totals				877,166		0	20,440	897,606

Expenditure Schedule

Phase	1st	2nd	3rd	4th	5th & 6th
ALL	124,371	773,235	0	0	0
Totals	124,371	773,235	0	0	0

Washington State S. T. I. P.

2017 to 2020

(Project Funds to Nearest Dollar)

MPO/RTPO: PSRC

Y Inside

N Outside

November 17, 2017

County:

Agency: WSDOT - NW

Func Cls	Project Number	PIN	STIP ID	Imp Type	Total Project Length	Environmental Type	RW Required	Begin Termini	End Termini	Total Est. Cost of Project	STIP Amend. No.
14	0522(062)	152200C	WDNW-1128	21	2.370	CE	Yes	MP 0.56	MP 2.93	1,496,376	1710 AdMod

SR 522/NE 78th St to NE 120th St - ADA Compliance

This project will evaluate and improve pedestrian safety by upgrading ADA sidewalk ramps within the project limits.

Funding

Phase	Start Date	Federal	Fund Code	Federal Funds		State Funds	Local Funds	Total
				Fund Code	Funds			
PE	2017		NHPP		196,439	0	8,184	204,623
RW	2018		NHPP		24,552	0	501	25,053
CN	2018		NHPP		7,525	0	154	7,679
CN	2019		NHPP		1,135,049	0	23,164	1,158,213
CN	2020		NHPP		98,792	0	2,016	100,808
Project Totals					1,462,357	0	34,019	1,496,376

Expenditure Schedule

Phase	1st	2nd	3rd	4th	5th & 6th
ALL	204,623	32,732	1,158,213	100,808	0
Totals	204,623	32,732	1,158,213	100,808	0

Washington State S. T. I. P.

2017 to 2020

(Project Funds to Nearest Dollar)

MPO/RTPO: PSRC

Y Inside

N Outside

November 17, 2017

County:

Agency: WSDOT - NW

Func Cls	Project Number	PIN	STIP ID	Imp Type	Total Project Length	Environmental Type	RW Required	Begin Termini	End Termini	Total Est. Cost of Project	STIP Amend. No.
12	9999(778)	152219D	WDNW-1108	21	1.820	CE	No	MP 10.90	MP 12.72	724,637	

SR 522/North Creek Vicinity to NE 195th St - Cable Barrier Upgrade

This project will replace existing 3-strand cable rail systems with high-tension 4-strand cable rail on SR 522 from MP 10.90 to MP 12.72.

Funding

Phase	Start Date	Federal Fund Code	Federal Funds		State Fund Code	State Funds	Local Funds	Total
			Federal	Fund Code				
CN	2017	HSIP	609,086			0	12,430	621,516
Project Totals			609,086			0	12,430	621,516

Expenditure Schedule

Phase	1st	2nd	3rd	4th	5th & 6th
ALL	621,516	0	0	0	0
Totals	621,516	0	0	0	0

Washington State S. T. I. P.

2017 to 2020

(Project Funds to Nearest Dollar)

MPO/RTPO: PSRC

Y Inside

N Outside

November 17, 2017

County:

Agency: WSDOT - NW

Func Cls	Project Number	PIN	STIP ID	Imp Type	Total Project Length	Environmental Type	RW Required	Begin Termini	End Termini	Total Est. Cost of Project	STIP Amend. No.
14		152212G	WDNW-1074	21	1.770	CE	No	Paradise Lk Rd Vic (MP 17.36)	Fales Rd Vic (MP 19.13)	187,470	

SR 522/Paradise Lake Rd Vicinity to Fales Rd Vicinity - Rumble Strip Installation

Reduce the risk of run off the road incidents by the installation of shoulder rumble strips.

Funding

Phase	Start Date	Federal	Fund Code	Federal Funds	State Fund Code	State Funds	Local Funds	Total
PE	2017		HSIP	34,957		0	1,457	36,414
CN	2018		HSIP	148,035		0	3,021	151,056
Project Totals				182,992		0	4,478	187,470

Expenditure Schedule

Phase	1st	2nd	3rd	4th	5th & 6th
ALL	36,414	151,056	0	0	0
Totals	36,414	151,056	0	0	0

Washington State S. T. I. P.

2017 to 2020

(Project Funds to Nearest Dollar)

MPO/RTPO: PSRC

Y Inside

N Outside

November 17, 2017

County:

Agency: WSDOT - NW

Func Cls	Project Number	PIN	STIP ID	Imp Type	Total Project Length	Environmental Type	RW Required	Begin Termini	End Termini	Total Est. Cost of Project	STIP Amend. No.
14		152405D	WDNW-1126	21	3.500	CE	No	MP 1.40	MP 4.90	821,420	17-01

SR 524/11th PI N Vicinity to 40th Ave W Vicinity - ADA Compliance

This project will evaluate and improve pedestrian safety by upgrading ADA sidewalk ramps within the project limits.

Funding

Phase	Start Date	Federal Fund Code	Federal Funds		State Fund Code	State Funds	Local Funds	Total
			Federal	Fund Code				
PE	2018	NHPP		117,638		0	4,902	122,540
CN	2020	NHPP		684,902		0	13,978	698,880
Project Totals				802,540		0	18,880	821,420

Expenditure Schedule

Phase	1st	2nd	3rd	4th	5th & 6th
ALL	0	122,540	0	698,880	0
Totals	0	122,540	0	698,880	0

Washington State S. T. I. P.

2017 to 2020

(Project Funds to Nearest Dollar)

MPO/RTPO: PSRC

Y Inside

N Outside

November 17, 2017

County:

Agency: WSDOT - NW

Func Cls	Project Number	PIN	STIP ID	Imp Type	Total Project Length	Environmental Type	RW Required	Begin Termini	End Termini	Total Est. Cost of Project	STIP Amend. No.
16		152412D	WDNW-1086	20	0.100	CE	Yes	Great Dane Creek (MP 12.34)	Great Dane Creek (MP 12.54)	1,112,899	

SR 524/Great Dane Creek - Fish Passage

Remove the existing fish passage barrier and replace it with a fish passable structure.

Funding

Phase	Start Date	Federal	Fund Code	Federal Funds	State Fund Code	State Funds	Local Funds	Total
CN	2017			0	CWA	821,246	0	821,246
Project Totals				0		821,246	0	821,246

Expenditure Schedule

Phase	1st	2nd	3rd	4th	5th & 6th
ALL	821,246	0	0	0	0
Totals	821,246	0	0	0	0

Washington State S. T. I. P.

2017 to 2020

(Project Funds to Nearest Dollar)

MPO/RTPO: PSRC

Y Inside

N Outside

November 17, 2017

County:

Agency: WSDOT - NW

Func Cls	Project Number	PIN	STIP ID	Imp Type	Total Project Length	Environmental Type	RW Required	Begin Termini	End Termini	Total Est. Cost of Project	STIP Amend. No.
16	0524(016)	152411B	WDNW-1056	04	0.330	CE	Yes	MP 6.61	MP 6.94	4,423,647	1710 AdMod

SR 524/Locust & Larch Way - Intersection Improvements

This location experiences a large number of rear-end accidents due to left turn volumes at Larch Way and Locust Way. Single lane roundabouts will allow better access to turning movements for vehicles turning left at these intersections.

Funding

Phase	Start Date	Federal Fund Code	Federal Funds		State Fund Code	State Funds	Local Funds	Total
			Federal	Funds				
RW	2017	STP		260,270		0	5,312	265,582
CN	2018			0		0	58,948	58,948
CN	2019	STP		3,471,167		0	11,892	3,483,059
Project Totals				3,731,437		0	76,152	3,807,589

Expenditure Schedule

Phase	1st	2nd	3rd	4th	5th & 6th
ALL	265,582	58,948	3,483,059	0	0
Totals	265,582	58,948	3,483,059	0	0

Washington State S. T. I. P.

2017 to 2020

(Project Funds to Nearest Dollar)

MPO/RTPO: PSRC

Y Inside

N Outside

November 17, 2017

County:

Agency: WSDOT - NW

Func Cls	Project Number	PIN	STIP ID	Imp Type	Total Project Length	Environmental Type	RW Required	Begin Termini	End Termini	Total Est. Cost of Project	STIP Amend. No.
16	0524(012)	152413B	WDNW-971	04	0.150	CE	Yes	Broadway Ave (MP 14.24)	Yew Way (MP 14.39)	1,416,291	

SR 524/Yew Way - Railroad Crossing Improvement

Install traffic signal that will be pre-empted by track circuits to prevent vehicles stopping on the tracks when a train is present.

Funding

Phase	Start Date	Federal	Fund Code	Federal Funds		State Fund Code	State Funds	Local Funds	Total
CN	2017		HSIP		972,794		0	20,770	993,564
Project Totals					972,794		0	20,770	993,564

Expenditure Schedule

Phase	1st	2nd	3rd	4th	5th & 6th
ALL	993,564	0	0	0	0
Totals	993,564	0	0	0	0

Washington State S. T. I. P.

2017 to 2020

(Project Funds to Nearest Dollar)

MPO/RTPO: PSRC

Y Inside

N Outside

November 17, 2017

County:

Agency: WSDOT - NW

Func Cls	Project Number	PIN	STIP ID	Imp Type	Total Project Length	Environmental Type	RW Required	Begin Termini	End Termini	Total Est. Cost of Project	STIP Amend. No.
14	0525(039)	152500S	WDNW-1076	21	0.150	CE	No	SB Alderwood Mall Pkwy MP 0.5	SB Alderwood Mall Pkwy MP 0.65	1,295,055	

SR 525/SB Alderwood Mall Pkwy - Intersection Improvements

This project will improve traffic operations by installing a traffic signal and corresponding channelization at the SR 525 Southbound off-ramp/on-ramp and Alderwood Mall Parkway intersection.

Funding

Phase	Start Date	Federal Fund Code	Federal Funds		State Fund Code	State Funds	Local Funds	Total
			Federal	Funds				
CN	2017	HSIP		1,082,470		0	22,091	1,104,561
Project Totals				1,082,470		0	22,091	1,104,561

Expenditure Schedule

Phase	1st	2nd	3rd	4th	5th & 6th
ALL	1,104,561	0	0	0	0
Totals	1,104,561	0	0	0	0

Washington State S. T. I. P.

2017 to 2020

(Project Funds to Nearest Dollar)

MPO/RTPO: PSRC

Y Inside

N Outside

November 17, 2017

County:

Agency: WSDOT - NW

Func Cls	Project Number	PIN	STIP ID	Imp Type	Total Project Length	Environmental Type	RW Required	Begin Termini	End Termini	Total Est. Cost of Project	STIP Amend. No.
12		152604K	WDNW-1147	03	1.000	CE	Yes	MP 2.40	MP 3.40	47,197,000	17-07

SR 526 Corridor Improvements

Construct access ramps on SR 526 at Hardsen Road to improve traffic flow on SR 526 and local streets within the southwest Everett industrial area. Access will be provided for SR 526 traffic to and from the east. The westbound off-ramp will access 80th Street SW instead of Hardsen Road due to the location of the Federal Post Office facility.

Funding

Phase	Start Date	Federal Fund Code	Federal Funds		Total
			State Fund Code	State Funds	
PE	2017			0	6,000,000
RW	2019			0	2,000,000
Project Totals				0	8,000,000

Expenditure Schedule

Phase	1st	2nd	3rd	4th	5th & 6th
ALL	6,000,000	0	2,000,000	0	0
Totals	6,000,000	0	2,000,000	0	0

Washington State S. T. I. P.

2017 to 2020

(Project Funds to Nearest Dollar)

MPO/RTPO: PSRC

Y Inside

N Outside

November 17, 2017

County:

Agency: WSDOT - NW

Func Cls	Project Number	PIN	STIP ID	Imp Type	Total Project Length	Environmental Type	RW Required	Begin Termini	End Termini	Total Est. Cost of Project	STIP Amend. No.
14	0526(012)	152601D	WDNW-1105	21	0.730	CE	Yes	MP 0.00	MP 0.73	409,440	

SR 526/SR 525 to Boeing Access Rd Vicinity - ADA Compliance

This project will evaluate existing pedestrian ramps as outlined in the WSDOT ADA/504 Transition Plan. Curb ramps assessed as 'high' and 'medium' will be retrofitted for compliance with ADA guidelines.

Funding

Phase	Start Date	Federal Fund Code	Federal Funds	State Fund Code	State Funds	Local Funds	Total
RW	2017	NHPP	61,975		0	1,265	63,240
CN	2018	NHPP	285,768		0	5,832	291,600
Project Totals			347,743		0	7,097	354,840

Expenditure Schedule

Phase	1st	2nd	3rd	4th	5th & 6th
ALL	63,240	291,600	0	0	0
Totals	63,240	291,600	0	0	0

Washington State S. T. I. P.

2017 to 2020

(Project Funds to Nearest Dollar)

MPO/RTPO: PSRC

Y Inside

N Outside

November 17, 2017

County:

Agency: WSDOT - NW

Func Cls	Project Number	PIN	STIP ID	Imp Type	Total Project Length	Environmental Type	RW Required	Begin Termini	End Termini	Total Est. Cost of Project	STIP Amend. No.
14		152714B	WDNW-1119	20	0.100	CE	Yes	MP 6.52	MP 6.62	3,502,230	

SR 527/Penny Creek - Fish Passage

Remove the existing fish passage barrier and replace it with a fish passable structure.

Funding

Phase	Start Date	Federal	Fund Code	Federal Funds		State Funds	Local Funds	Total
				Federal	State Fund Code			
RW	2018			0	CWA	237,200	0	237,200
CN	2018			0	CWA	2,767,500	0	2,767,500
Project Totals				0		3,004,700	0	3,004,700

Expenditure Schedule

Phase	1st	2nd	3rd	4th	5th & 6th
ALL	0	3,004,700	0	0	0
Totals	0	3,004,700	0	0	0

Washington State S. T. I. P.

2017 to 2020

(Project Funds to Nearest Dollar)

MPO/RTPO: PSRC

Y Inside

N Outside

November 17, 2017

County:

Agency: WSDOT - NW

Func Cls	Project Number	PIN	STIP ID	Imp Type	Total Project Length	Environmental Type	RW Required	Begin Termini	End Termini	Total Est. Cost of Project	STIP Amend. No.
16	0528(007)	152801D	WDNW-1088	28	1.760	CE	No	55th Dr NE Vicinity (MP 1.31)	83rd Ave NE Vicinity (MP 3.07)	294,606	

SR 528/55th Dr NE Vicinity to 83rd Ave NE Vicinity - ADA Compliance

This project will evaluate and improve pedestrian safety by upgrading ADA sidewalk ramps within the project limits.

Funding

Phase	Start Date	Federal	Fund Code	Federal Funds	State Fund Code	State Funds	Local Funds	Total
CN	2017		STP	248,698		0	5,075	253,773
Project Totals				248,698		0	5,075	253,773

Expenditure Schedule

Phase	1st	2nd	3rd	4th	5th & 6th
ALL	253,773	0	0	0	0
Totals	253,773	0	0	0	0

Washington State S. T. I. P.

2017 to 2020

(Project Funds to Nearest Dollar)

MPO/RTPO: PSRC

Y Inside

N Outside

November 17, 2017

County:

Agency: WSDOT - NW

Func Cls	Project Number	PIN	STIP ID	Imp Type	Total Project Length	Environmental Type	RW Required	Begin Termini	End Termini	Total Est. Cost of Project	STIP Amend. No.
14	0529(020)	152903C	WDNW-1137	14	0.540	CE	Yes	MP 3.80	MP 4.34	11,015,820	1710 AdMod

SR 529/NB Snohomish River - Bridge Rehabilitation

Rehabilitate all bridge 529/10E elements that are in condition state 3 and/or 4. The bridge elements needing rehabilitation include concrete girders, steel truss elements, concrete substructure elements, bearing, sidewalks, curbs, bridge rails, seismic restrainers, and moveable bridge steel tower elements. The project will also paint the movable steel span B. Additional work may be identified and evaluated during design phase. This is a multiyear project and the programmed amounts reflect only the funds available within the span of the current TIP.

Funding

Phase	Start Date	Federal	Fund Code	Federal Funds		State Funds	Local Funds	Total
				Federal	State Fund Code			
PE	2017		NHPP	980,160		0	40,840	1,021,000
RW	2018		NHPP	63,269		0	1,291	64,560
CN	2018		NHPP	6,308		0	129	6,437
CN	2019		NHPP	4,206,075		0	85,838	4,291,913
CN	2020		NHPP	4,886,373		0	99,722	4,986,095
Project Totals				10,142,185		0	227,820	10,370,005

Expenditure Schedule

Phase	1st	2nd	3rd	4th	5th & 6th
ALL	1,021,000	70,997	4,291,913	4,986,095	0
Totals	1,021,000	70,997	4,291,913	4,986,095	0

Washington State S. T. I. P.

2017 to 2020

(Project Funds to Nearest Dollar)

MPO/RTPO: PSRC

Y Inside

N Outside

November 17, 2017

County:

Agency: WSDOT - NW

Func Cls	Project Number	PIN	STIP ID	Imp Type	Total Project Length	Environmental Type	RW Required	Begin Termini	End Termini	Total Est. Cost of Project	STIP Amend. No.
14	0529(019)	152906F	WDNW-1135	14	0.400	CE	No	MP 5.00	MP 5.40	6,455,540	1710 AdMod

SR 529/NB Union Slough Bridge - Substructure Repair

This project will repair the deteriorated concrete columns of bridge no. 529/15E on SR 529; the repair work will be applied to the columns and crossbeam bolsters of piers 2 through 12.

Funding

Phase	Start Date	Federal Fund Code	Federal Funds		State Fund Code	State Funds	Local Funds	Total
			Federal	Funds				
PE	2017	NHPP		535,507		0	22,313	557,820
CN	2018	NHPP		3,610		0	74	3,684
CN	2019	NHPP		2,406,901		0	49,120	2,456,021
CN	2020	NHPP		3,369,255		0	68,760	3,438,015
Project Totals				6,315,273		0	140,267	6,455,540

Expenditure Schedule

Phase	1st	2nd	3rd	4th	5th & 6th
ALL	557,820	3,684	2,456,021	3,438,015	0
Totals	557,820	3,684	2,456,021	3,438,015	0

Washington State S. T. I. P.

2017 to 2020

(Project Funds to Nearest Dollar)

MPO/RTPO: PSRC

Y Inside

N Outside

November 17, 2017

County:

Agency: WSDOT - NW

Func Cls	Project Number	PIN	STIP ID	Imp Type	Total Project Length	Environmental Type	RW Required	Begin Termini	End Termini	Total Est. Cost of Project	STIP Amend. No.
14		152907D	WDNW-1089	14	0.190	CE	No	Steamboat Slough Br. (MP 5.42)	Steamboat Slough Br. (MP 5.61)	7,822,830	

SR 529/Northbound Steamboat Slough Bridge - Painting

This project will maintain, clean, and paint bridge #529/20E on SR 529. The work will add paint protection to preserve the bridge.

Funding

Phase	Start Date	Federal	Fund Code	Federal Funds	State Fund Code	State Funds	Local Funds	Total
CN	2017			0	CWA	7,102,830	0	7,102,830
Project Totals				0		7,102,830	0	7,102,830

Expenditure Schedule

Phase	1st	2nd	3rd	4th	5th & 6th
ALL	7,102,830	0	0	0	0
Totals	7,102,830	0	0	0	0

Washington State S. T. I. P.

2017 to 2020

(Project Funds to Nearest Dollar)

MPO/RTPO: PSRC

Y Inside

N Outside

November 17, 2017

County:

Agency: WSDOT - NW

Func Cls	Project Number	PIN	STIP ID	Imp Type	Total Project Length	Environmental Type	RW Required	Begin Termini	End Termini	Total Est. Cost of Project	STIP Amend. No.
14	0529(019)	152905B	WDNW-1083	14	0.400	CE	Yes	Union Slough Bridge (MP 5.00)	Union Slough Bridge (MP 5.40)	4,464,580	1710 AdMod

SR 529/Northbound Union Slough Bridge - Scour Repair

Preserve the bridge structure by repairing the void under pile cap at pier 9. In addition, place rip rap at piers 5, 6, 8, 9, 10, & 11.

Funding

Phase	Start Date	Federal	Fund Code	Federal Funds	State Fund Code	State Funds	Local Funds	Total
RW	2017		NHPP	68,855		0	1,405	70,260
CN	2018		NHPP	2,430		0	50	2,480
CN	2019		NHPP	1,620,193		0	33,065	1,653,258
CN	2020		NHPP	2,267,997		0	46,285	2,314,282
Project Totals				3,959,475		0	80,805	4,040,280

Expenditure Schedule

Phase	1st	2nd	3rd	4th	5th & 6th
ALL	70,260	2,480	1,653,258	2,314,282	0
Totals	70,260	2,480	1,653,258	2,314,282	0

Washington State S. T. I. P.

2017 to 2020

(Project Funds to Nearest Dollar)

MPO/RTPO: PSRC

Y Inside

N Outside

November 17, 2017

County:

Agency: WSDOT - NW

Func Cls	Project Number	PIN	STIP ID	Imp Type	Total Project Length	Environmental Type	RW Required	Begin Termini	End Termini	Total Est. Cost of Project	STIP Amend. No.
14	0529(019)	152906E	WDNW-1136	14	0.510	CE	Yes	MP 4.93	MP 5.44	9,025,190	1710 AdMod

SR 529/SB Union Slough Bridge - Rehabilitation

The project will repair the deteriorated concrete columns of bridge no. 529/15W on SR 529; the repair work will be applied to the columns and crossbeam bolsters of piers 2 through 12. The scour repair will be applied over and around piers 4,5,8,9 and 11 by placing heavy loose riprap with quarry spalls.

Funding

Phase	Start Date	Federal Fund Code	Federal Funds		State Fund Code	State Funds	Local Funds	Total
PE	2017	NHPP	1,061,098			0	44,212	1,105,310
RW	2017	NHPP	21,090			0	430	21,520
CN	2018	NHPP	4,834			0	99	4,933
CN	2019	NHPP	3,223,376			0	65,784	3,289,160
CN	2020	NHPP	4,512,183			0	92,084	4,604,267
Project Totals			8,822,581			0	202,609	9,025,190

Expenditure Schedule

Phase	1st	2nd	3rd	4th	5th & 6th
ALL	1,126,830	4,933	3,289,160	4,604,267	0
Totals	1,126,830	4,933	3,289,160	4,604,267	0

Washington State S. T. I. P.

2017 to 2020

(Project Funds to Nearest Dollar)

MPO/RTPO: PSRC

Y Inside

N Outside

November 17, 2017

County:

Agency: WSDOT - NW

Func Cls	Project Number	PIN	STIP ID	Imp Type	Total Project Length	Environmental Type	RW Required	Begin Termini	End Termini	Total Est. Cost of Project	STIP Amend. No.
14		153020F	WDNW-1141	04	0.010	CE	No	MP 20.78	MP 20.79	263,740	17-06

SR 530/SR 9 Intersection - ADA Compliance

This project on SR 530 MP 20.79 at the SR 9 intersection will evaluate existing pedestrian ramps as outlined in the WSDOT ADA/504. Curb ramps assessed as 'high' and 'medium' will be retrofitted for compliance with ADA guidelines.

Funding

Phase	Start Date	Federal	Fund Code	Federal Funds		State Fund Code	State Funds	Local Funds	Total
PE	2017			0		CWA	40,000	0	40,000
CN	2017			0		CWA	223,740	0	223,740
Project Totals				0			263,740	0	263,740

Expenditure Schedule

Phase	1st	2nd	3rd	4th	5th & 6th
ALL	263,740	0	0	0	0
Totals	263,740	0	0	0	0

Washington State S. T. I. P.

2017 to 2020

(Project Funds to Nearest Dollar)

MPO/RTPO: PSRC

Y Inside

N Outside

November 17, 2017

County:

Agency: WSDOT - NW

Func Cls	Project Number	PIN	STIP ID	Imp Type	Total Project Length	Environmental Type	RW Required	Begin Termini	End Termini	Total Est. Cost of Project	STIP Amend. No.
06		153026A	WDNW-999	20	0.500	CE	Yes	Trafton Creek (MP 24.40)	Trafton Creek (MP 24.90)	13,739,333	17-09

SR 530/Trafton Creek - Fish Passage

Remove the existing fish passage barrier and replace it with a fish passable structure.

Funding

Phase	Start Date	Federal	Fund Code	Federal Funds		State Fund Code	State Funds	Local Funds	Total
PE	2017		STP	535,044			0	22,219	557,263
RW	2017			0		CWA	42,870	0	42,870
CN	2017		STP	12,876,416			0	262,784	13,139,200
Project Totals				13,411,460			42,870	285,003	13,739,333

Expenditure Schedule

Phase	1st	2nd	3rd	4th	5th & 6th
ALL	13,739,333	0	0	0	0
Totals	13,739,333	0	0	0	0

Washington State S. T. I. P.

2017 to 2020

(Project Funds to Nearest Dollar)

MPO/RTPO: PSRC

Y Inside

N Outside

November 17, 2017

County:

Agency: WSDOT - NW

Func Cls	Project Number	PIN	STIP ID	Imp Type	Total Project Length	Environmental Type	RW Required	Begin Termini	End Termini	Total Est. Cost of Project	STIP Amend. No.
16	0531(010)	153175A	WDNW-1000	20	0.500	CE	Yes	Edgecomb Creek (MP 8.60)	Edgecomd Creek (MP 8.80)	2,646,140	1710 AdMod

SR 531/Edgecomb Creek - Fish Passage

Remove the existing fish passage barrier and replace it with a fish passable structure.

Funding

Phase	Start Date	Federal	Fund Code	Federal Funds	State Fund Code	State Funds	Local Funds	Total
CN	2017		STP	1,105,169		0	22,561	1,127,730
Project Totals				1,105,169		0	22,561	1,127,730

Expenditure Schedule

Phase	1st	2nd	3rd	4th	5th & 6th
ALL	1,127,730	0	0	0	0
Totals	1,127,730	0	0	0	0

Washington State S. T. I. P.

2017 to 2020

(Project Funds to Nearest Dollar)

MPO/RTPO: PSRC

Y Inside

N Outside

November 17, 2017

County:

Agency: WSDOT - NW

Func Cls	Project Number	PIN	STIP ID	Imp Type	Total Project Length	Environmental Type	RW Required	Begin Termini	End Termini	Total Est. Cost of Project	STIP Amend. No.
16		153106B	WDNW-1149	28	0.020	CE	No	MP 6.62	MP 6.64	216,524	17-07

SR 531/Smokey Point Blvd Intersection - ADA Compliance

This project will evaluate and improve pedestrian safety by upgrading ADA sidewalk ramps within the project limits.

Funding

Phase	Start Date	Federal	Fund Code	Federal Funds		State Funds	Local Funds	Total
				Federal	State Fund Code			
PE	2017		NHPP	28,358		0	1,182	29,540
CN	2019		NHPP	183,244		0	3,740	186,984
Project Totals				211,602		0	4,922	216,524

Expenditure Schedule

Phase	1st	2nd	3rd	4th	5th & 6th
ALL	29,540	0	186,984	0	0
Totals	29,540	0	186,984	0	0

Washington State S. T. I. P.

2017 to 2020

(Project Funds to Nearest Dollar)

MPO/RTPO: PSRC

Y Inside

N Outside

November 17, 2017

County:

Agency: WSDOT - NW

Func Cls	Project Number	PIN	STIP ID	Imp Type	Total Project Length	Environmental Type	RW Required	Begin Termini	End Termini	Total Est. Cost of Project	STIP Amend. No.
12	0009(077)	100924C	WDNW-2002	21	0.390	CE	No	MP 21.78	MP 22.17	3,323,589	

SR 9/108th St NE - Intersection Improvements

WSDOT will analyze and construct improvements, such as a single lane roundabout, signal, or other intersection improvements.

Funding

Phase	Start Date	Federal Fund Code	Federal Funds		State Fund Code	State Funds	Local Funds	Total
			Federal	Fund Code				
CN	2018	HSIP		2,809,273		0	57,332	2,866,605
Project Totals				2,809,273		0	57,332	2,866,605

Expenditure Schedule

Phase	1st	2nd	3rd	4th	5th & 6th
ALL	0	2,866,605	0	0	0
Totals	0	2,866,605	0	0	0

Washington State S. T. I. P.

2017 to 2020

(Project Funds to Nearest Dollar)

MPO/RTPO: PSRC

Y Inside

N Outside

November 17, 2017

County:

Agency: WSDOT - NW

Func Cls	Project Number	PIN	STIP ID	Imp Type	Total Project Length	Environmental Type	RW Required	Begin Termini	End Termini	Total Est. Cost of Project	STIP Amend. No.
14		100904B	WDNW-976	03	3.250	DCE	Yes	176th Street SE (MP 4.03)	SR 96 Vicinity (MP 7.25)	71,394,779	

SR 9/176th Street SE to SR 96 - Widening

This project will widen SR 9 from 176th St. SE vicinity to SR 96 vicinity to provide an additional northbound lane and improve the performance of several intersections by providing right and left turn lanes, signal and lighting upgrades, provision for U-turn movements, and ADA upgrades. Other work includes stormwater treatment facilities, roadside improvements, and signing upgrades.

Funding

Phase	Start Date	Federal Fund Code	Federal Funds		Local Funds	Total
			State Fund Code	State Funds		
RW	2017			0	7,181,500	7,181,500
Project Totals				0	7,181,500	7,181,500

Expenditure Schedule

Phase	1st	2nd	3rd	4th	5th & 6th
ALL	7,181,500	0	0	0	0
Totals	7,181,500	0	0	0	0

Washington State S. T. I. P.

2017 to 2020

(Project Funds to Nearest Dollar)

MPO/RTPO: PSRC

Y Inside

N Outside

November 17, 2017

County:

Agency: WSDOT - NW

Func Cls	Project Number	PIN	STIP ID	Imp Type	Total Project Length	Environmental Type	RW Required	Begin Termini	End Termini	Total Est. Cost of Project	STIP Amend. No.
14		100912C	WDNW-1009	14	0.210	CE	No	MP 9.17	MP 9.38	2,804,302	17-02

SR 9/Snohomish River Bridge - Painting

Clean and paint the existing structure in order to preserve its structural integrity.

Funding

Phase	Start Date	Federal Fund Code	Federal Funds		State Fund Code	State Funds	Local Funds	Total
			Federal	Fund Code				
PE	2019	DEMO	25,394		CWA	204,242	0	229,636
Project Totals			25,394			204,242	0	229,636

Expenditure Schedule

Phase	1st	2nd	3rd	4th	5th & 6th
ALL	0	0	229,636	0	0
Totals	0	0	229,636	0	0

Washington State S. T. I. P.

2017 to 2020

(Project Funds to Nearest Dollar)

MPO/RTPO: PSRC

Y Inside

N Outside

November 17, 2017

County:

Agency: WSDOT - NW

Func Cls	Project Number	PIN	STIP ID	Imp Type	Total Project Length	Environmental Type	RW Required	Begin Termini	End Termini	Total Est. Cost of Project	STIP Amend. No.
14		100910K	WDNW-1129	04	0.600	CE	Yes	MP 15.44	MP 16.04	69,500,000	17-03

SR 9/SR 204 Intersection - Improvements

Constructs improvements at the SR 9 and SR 204 intersection, which may include roundabouts, signals, grade separation, and reconfiguring access from side streets.

Funding

Phase	Start Date	Federal	Fund Code	Federal Funds		State Funds	Local Funds	Total
					State Fund Code			
PE	2017			0	CWA	6,441,516	0	6,441,516
RW	2017			0	CWA	13,500,000	0	13,500,000
CN	2019			0	CWA	49,000,000	0	49,000,000
Project Totals				0		68,941,516	0	68,941,516

Expenditure Schedule

Phase	1st	2nd	3rd	4th	5th & 6th
ALL	19,941,516	0	49,000,000	0	0
Totals	19,941,516	0	49,000,000	0	0

Washington State S. T. I. P.

2017 to 2020

(Project Funds to Nearest Dollar)

MPO/RTPO: PSRC

Y Inside

N Outside

November 17, 2017

County:

Agency: WSDOT - NW

Func Cls	Project Number	PIN	STIP ID	Imp Type	Total Project Length	Environmental Type	RW Required	Begin Termini	End Termini	Total Est. Cost of Project	STIP Amend. No.
14	0900(027)	190021C	WDNW-1003	20	0.200	CE	Yes	MP 15.80	MP 16.00	1,804,257	1710 AdMod

SR 900/Green Creek - Fish Passage

Remove the existing fish passage barrier and replace it with a fish passable structure.

Funding

Phase	Start Date	Federal	Fund Code	Federal Funds	State Fund Code	State Funds	Local Funds	Total
CN	2017		NHPP	1,275,135		0	26,030	1,301,165
Project Totals				1,275,135		0	26,030	1,301,165

Expenditure Schedule

Phase	1st	2nd	3rd	4th	5th & 6th
ALL	1,301,165	0	0	0	0
Totals	1,301,165	0	0	0	0

Washington State S. T. I. P.

2017 to 2020

(Project Funds to Nearest Dollar)

MPO/RTPO: PSRC

Y Inside

N Outside

November 17, 2017

County:

Agency: WSDOT - NW

Func Cls	Project Number	PIN	STIP ID	Imp Type	Total Project Length	Environmental Type	RW Required	Begin Termini	End Termini	Total Est. Cost of Project	STIP Amend. No.
14		190061B	WDNW-1151	28	5.130	CE	Yes	MP 12.77	MP 17.90	1,426,225	17-07

SR 900/Harrington Ave NE to SE 109th St - ADA Compliance

This project will evaluate and improve pedestrian safety by upgrading ADA sidewalk ramps within the project limits.

Funding

Phase	Start Date	Federal	Fund Code	Federal Funds		State Funds	Local Funds	Total
				Federal	State Fund Code			
PE	2017		NHPP	218,170		0	9,090	227,260
RW	2018		NHPP	34,798		0	710	35,508
CN	2019		NHPP	1,140,188		0	23,269	1,163,457
Project Totals				1,393,156		0	33,069	1,426,225

Expenditure Schedule

Phase	1st	2nd	3rd	4th	5th & 6th
ALL	227,260	35,508	1,163,457	0	0
Totals	227,260	35,508	1,163,457	0	0

Washington State S. T. I. P.

2017 to 2020

(Project Funds to Nearest Dollar)

MPO/RTPO: PSRC

Y Inside

N Outside

November 17, 2017

County:

Agency: WSDOT - NW

Func Cls	Project Number	PIN	STIP ID	Imp Type	Total Project Length	Environmental Type	RW Required	Begin Termini	End Termini	Total Est. Cost of Project	STIP Amend. No.
16	0096(005)	109641C	WDNW-1091	28	0.030	CE	Yes	58th Ave SE (MP 4.14)	58th Ave SE (MP 4.17)	124,352	

SR 96/58th Ave SE - ADA Compliance

This project will evaluate existing pedestrian ramps as outlined in the WSDOT ADA/504 Transition Plan. Curb ramps impacted by resurfacing work will be retrofitted for compliance with ADA guidelines.

Funding

Phase	Start Date	Federal	Fund Code	Federal Funds	State Fund Code	State Funds	Local Funds	Total
CN	2017		STP	52,947		0	1,081	54,028
Project Totals				52,947		0	1,081	54,028

Expenditure Schedule

Phase	1st	2nd	3rd	4th	5th & 6th
ALL	54,028	0	0	0	0
Totals	54,028	0	0	0	0

Washington State S. T. I. P.

2017 to 2020

(Project Funds to Nearest Dollar)

MPO/RTPO: PSRC

Y Inside

N Outside

November 17, 2017

County:

Agency: WSDOT - NW

Func Cls	Project Number	PIN	STIP ID	Imp Type	Total Project Length	Environmental Type	RW Required	Begin Termini	End Termini	Total Est. Cost of Project	STIP Amend. No.
16	0096(005)	109601C	WDNW-1087	28	3.280	CE	Yes	I-5 Interchange Vicinity (MP 0	Seattle Hill Rd (MP 3.35)	749,852	

SR 96/I-5 Interchange Vicinity to Seattle Hill Rd Intersection - ADA Compliance

This project will evaluate and improve pedestrian safety by upgrading ADA sidewalk ramps within the project limits

Funding

Phase	Start Date	Federal	Fund Code	Federal Funds	State Fund Code	State Funds	Local Funds	Total
CN	2017		NHPP	590,568		0	12,052	602,620
Project Totals				590,568		0	12,052	602,620

Expenditure Schedule

Phase	1st	2nd	3rd	4th	5th & 6th
ALL	602,620	0	0	0	0
Totals	602,620	0	0	0	0

Washington State S. T. I. P.

2017 to 2020

(Project Funds to Nearest Dollar)

MPO/RTPO: PSRC

Y Inside

N Outside

November 17, 2017

County:

Agency: WSDOT - NW

Func Cls	Project Number	PIN	STIP ID	Imp Type	Total Project Length	Environmental Type	RW Required	Begin Termini	End Termini	Total Est. Cost of Project	STIP Amend. No.
14		109600D	WDNW-1117	20	0.070	CE	Yes	MP 0.42	MP 0.49	2,398,620	

SR 96/North Creek - Fish Passage

Replace culvert with a fish-passable structure.

Funding

Phase	Start Date	Federal	Fund Code	Federal Funds		State Funds	Local Funds	Total
				Federal	State Fund Code			
PE	2017			0	CWA	52,000	0	52,000
PE	2017		STP	464,970		0	19,655	484,625
RW	2018		STP	69,796		0	1,424	71,220
Project Totals				534,766		52,000	21,079	607,845

Expenditure Schedule

Phase	1st	2nd	3rd	4th	5th & 6th
ALL	536,625	71,220	0	0	0
Totals	536,625	71,220	0	0	0

Washington State S. T. I. P.

2017 to 2020

(Project Funds to Nearest Dollar)

MPO/RTPO: PSRC

Y Inside

N Outside

November 17, 2017

County:

Agency: WSDOT - NW

Func Cls	Project Number	PIN	STIP ID	Imp Type	Total Project Length	Environmental Type	RW Required	Begin Termini	End Termini	Total Est. Cost of Project	STIP Amend. No.
17		109926X	WDNW-2007	06	0.090	CE	No	MP 26.80	MP 26.89	8,927,408	17-09

SR 99/Duwamish River Bridge - Painting

The project will paint the existing structure Br 99/530E on northbound SR 99 over the Duwamish River.

Funding

Phase	Start Date	Federal	Fund Code	Federal Funds		State Fund Code	State Funds	Local Funds	Total
PE	2017		NHPP	1,018,560			0	42,440	1,061,000
CN	2019		NHPP	7,709,080			0	157,328	7,866,408
Project Totals				8,727,640			0	199,768	8,927,408

Expenditure Schedule

Phase	1st	2nd	3rd	4th	5th & 6th
ALL	1,061,000	0	7,866,408	0	0
Totals	1,061,000	0	7,866,408	0	0

Washington State S. T. I. P.

2017 to 2020

(Project Funds to Nearest Dollar)

MPO/RTPO: PSRC

Y Inside

N Outside

November 17, 2017

County:

Agency: WSDOT - NW

Func Cls	Project Number	PIN	STIP ID	Imp Type	Total Project Length	Environmental Type	RW Required	Begin Termini	End Termini	Total Est. Cost of Project	STIP Amend. No.
14		109926T	WDNW-1132	14	0.570	CE	No	MP 26.55	MP 27.12	1,115,273	17-05

SR 99/Duwamish River Bridges - Special Bridge Repair

Provide mechanical and electrical special bridge repairs to the SR 99 Duwamish River Bridges.

Funding

Phase	Start Date	Federal	Fund Code	Federal Funds		State Fund Code	State Funds	Local Funds	Total
PE	2017		NHPP	193,876			0	8,078	201,954
CN	2019		NHPP	895,053			0	18,266	913,319
Project Totals				1,088,929			0	26,344	1,115,273

Expenditure Schedule

Phase	1st	2nd	3rd	4th	5th & 6th
ALL	201,954	0	913,319	0	0
Totals	201,954	0	913,319	0	0

Washington State S. T. I. P.

2017 to 2020

(Project Funds to Nearest Dollar)

MPO/RTPO: PSRC

Y Inside

N Outside

November 17, 2017

County:

Agency: WSDOT - NW

Func Cls	Project Number	PIN	STIP ID	Imp Type	Total Project Length	Environmental Type	RW Required	Begin Termini	End Termini	Total Est. Cost of Project	STIP Amend. No.
14	0099(137)	109946C	WDNW-1035	14	0.560	CE	No	George Washington Bridge	George Washington Bridge	27,534,102	17-02

SR 99/George Washington Bridge - Painting (Stage 2)

This project will clean and paint the bridge in order to preserve its structural integrity. Stage 2 will be completed under this project (PIN 109946C) and will include cleaning and the painting of containment areas, Truss, Top Laterals, Lower Laterals, Sway Frame, and Bearings.

Funding

Phase	Start Date	Federal	Fund Code	Federal Funds		State Funds	Local Funds	Total
				Fund Code	Federal Funds			
CN	2017		NHPP		33,166	0	677	33,843
CN	2018		NHPP		11,277,118	0	230,145	11,507,263
CN	2019		NHPP		12,518,400	0	255,477	12,773,877
CN	2020		NHPP		2,523,739	0	51,505	2,575,244
Project Totals					26,352,423	0	537,804	26,890,227

Expenditure Schedule

Phase	1st	2nd	3rd	4th	5th & 6th
ALL	33,843	11,507,263	12,773,877	2,575,244	0
Totals	33,843	11,507,263	12,773,877	2,575,244	0

Washington State S. T. I. P.

2017 to 2020

(Project Funds to Nearest Dollar)

MPO/RTPO: PSRC

Y Inside

N Outside

November 17, 2017

County:

Agency: WSDOT - NW

Func Cls	Project Number	PIN	STIP ID	Imp Type	Total Project Length	Environmental Type	RW Required	Begin Termini	End Termini	Total Est. Cost of Project	STIP Amend. No.
14		109970U	WDNW-1150	28	2.140	CE	No	MP 51.02	MP 53.16	254,010	17-07

SR 99/Lincoln Way Vicinity to 108th St SW Vicinity - ADA Compliance

This project will evaluate and replace pedestrian ramps within the project limits for compliance with ADA guidelines.

Funding

Phase	Start Date	Federal	Fund Code	Federal Funds		State Fund Code	State Funds	Local Funds	Total
PE	2017		STP	41,933			0	1,747	43,680
CN	2019		STP	206,123			0	4,207	210,330
Project Totals				248,056			0	5,954	254,010

Expenditure Schedule

Phase	1st	2nd	3rd	4th	5th & 6th
ALL	43,680	0	210,330	0	0
Totals	43,680	0	210,330	0	0

Washington State S. T. I. P.

2017 to 2020

(Project Funds to Nearest Dollar)

MPO/RTPO: PSRC

Y Inside

N Outside

November 17, 2017

County:

Agency: WSDOT - NW

Func Cls	Project Number	PIN	STIP ID	Imp Type	Total Project Length	Environmental Type	RW Required	Begin Termini	End Termini	Total Est. Cost of Project	STIP Amend. No.
14	0099(135)	109948B	WDNW-1130	21	4.280	CE	Yes	MP 36.19	MP 40.47	1,742,889	17-04

SR 99/N 60th St to N 145th St - ADA Compliance

This project will evaluate/replace pedestrian ramps.

Funding

Phase	Start Date	Federal Fund Code	Federal Funds		State Fund Code	State Funds	Local Funds	Total
			Federal	Fund Code				
CN	2018	NHPP	1,148,911			0	23,447	1,172,358
Project Totals			1,148,911			0	23,447	1,172,358

Expenditure Schedule

Phase	1st	2nd	3rd	4th	5th & 6th
ALL	0	1,172,358	0	0	0
Totals	0	1,172,358	0	0	0

Washington State S. T. I. P.

2017 to 2020

(Project Funds to Nearest Dollar)

MPO/RTPO: PSRC

Y Inside

N Outside

November 17, 2017

County:

Agency: WSDOT - NW

Func CIs	Project Number	PIN	STIP ID	Imp Type	Total Project Length	Environmental Type	RW Required	Begin Termini	End Termini	Total Est. Cost of Project	STIP Amend. No.
12	0099(135)	109945B	WDNW-1111	21	3.280	CE	No	MP 32.90	MP 36.18	1,127,205	

SR 99/Roy St to N 60th St - ADA Compliance

This project will evaluate and improve pedestrian safety by upgrading ADA sidewalk ramps within the project limits.

Funding

Phase	Start Date	Federal Fund Code	Federal Funds		State Fund Code	State Funds	Local Funds	Total
			Federal	Fund Code				
CN	2018	NHPP		947,812		0	0	947,812
Project Totals				947,812		0	0	947,812

Expenditure Schedule

Phase	1st	2nd	3rd	4th	5th & 6th
ALL	0	967,155	0	0	0
Totals	0	967,155	0	0	0

Washington State S. T. I. P.

2017 to 2020

(Project Funds to Nearest Dollar)

MPO/RTPO: PSRC

Y Inside

N Outside

November 17, 2017

County:

Agency: WSDOT - NW

Func Cls	Project Number	PIN	STIP ID	Imp Type	Total Project Length	Environmental Type	RW Required	Begin Termini	End Termini	Total Est. Cost of Project	STIP Amend. No.
14		109926G	WDNW-1121	21	0.040	CE	No	MP 26.02	MP 26.06	158,571	

SR 99/S Holden St Intersection - ADA Compliance

The project will evaluate/replace pedestrian ramps at the intersection of SR 99 and S Holden St.

Funding

Phase	Start Date	Federal	Fund Code	Federal Funds		State Fund Code	State Funds	Local Funds	Total
CN	2018		NHPP	133,770			0	2,730	136,500
Project Totals				133,770			0	2,730	136,500

Expenditure Schedule

Phase	1st	2nd	3rd	4th	5th & 6th
ALL	0	136,500	0	0	0
Totals	0	136,500	0	0	0

Washington State S. T. I. P.

2017 to 2020

(Project Funds to Nearest Dollar)

MPO/RTPO: PSRC

Y Inside

N Outside

November 17, 2017

County:

Agency: WSDOT - NW

Func Cls	Project Number	PIN	STIP ID	Imp Type	Total Project Length	Environmental Type	RW Required	Begin Termini	End Termini	Total Est. Cost of Project	STIP Amend. No.
14	0099(134)	109970R	WDNW-1025	21	0.170	CE	No	SR 525 I/C Vic. (MP 50.78)	Lincoln Way Vic. (MP 50.95)	371,922	

SR 99/SR 525 Interchange Vic to Lincoln Way Vic - ADA Compliance

This project will evaluate existing pedestrian ramps as outlined in the WSDOT ADA/504 Transition Plan. Curb ramps assessed as 'high' and 'medium' will be retrofitted for compliance with ADA guidelines.

Funding

Phase	Start Date	Federal	Fund Code	Federal Funds		State Fund Code	State Funds	Local Funds	Total
CN	2017		NHPP	15,903			0	325	16,228
Project Totals				15,903			0	325	16,228

Expenditure Schedule

Phase	1st	2nd	3rd	4th	5th & 6th
ALL	16,228	0	0	0	0
Totals	16,228	0	0	0	0

Washington State S. T. I. P.

2017 to 2020

(Project Funds to Nearest Dollar)

MPO/RTPO: PSRC

Y Inside

N Outside

November 17, 2017

County:

Agency: WSDOT - NW

Func Cls	Project Number	PIN	STIP ID	Imp Type	Total Project Length	Environmental Type	RW Required	Begin Termini	End Termini	Total Est. Cost of Project	STIP Amend. No.
12	9999(778)	109922B	WDNW-1107	21	2.680	CE	No	MP 23.24	MP 25.92	813,035	

SR 99/Tukwila International Blvd to Holden St Vicinity - Cable Barrier Upgrade

This project will replace existing 3-strand cable rail systems with high-tension 4-strand cable rail on SR 99 from MP 23.24 to MP 25.92.

Funding

Phase	Start Date	Federal	Fund Code	Federal Funds		State Fund Code	State Funds	Local Funds	Total
CN	2017		HSIP	683,709			0	13,953	697,662
Project Totals				683,709			0	13,953	697,662

Expenditure Schedule

Phase	1st	2nd	3rd	4th	5th & 6th
ALL	697,662	0	0	0	0
Totals	697,662	0	0	0	0

Washington State S. T. I. P.

2017 to 2020

(Project Funds to Nearest Dollar)

MPO/RTPO: PSRC

Y Inside

N Outside

November 17, 2017

County:

Agency: WSDOT - NW

Func Cls	Project Number	PIN	STIP ID	Imp Type	Total Project Length	Environmental Type	RW Required	Begin Termini	End Termini	Total Est. Cost of Project	STIP Amend. No.
14		152605B	WDNW-1077	21	0.100	CE	No	MP 3.50	MP 3.60	130,770	17-01

SR526/Evergreen Way Interchange Vicinity - ADA Compliance

This project will improve pedestrian safety by upgrading ADA sidewalk ramps within the project limits.

Funding

Phase	Start Date	Federal	Fund Code	Federal Funds		State Fund Code	State Funds	Local Funds	Total
PE	2017		NHPP	17,816			0	742	18,558
CN	2017		NHPP	109,968			0	2,244	112,212
Project Totals				127,784			0	2,986	130,770

Expenditure Schedule

Phase	1st	2nd	3rd	4th	5th & 6th
ALL	130,770	0	0	0	0
Totals	130,770	0	0	0	0

Washington State S. T. I. P.

2017 to 2020

(Project Funds to Nearest Dollar)

MPO/RTPO: PSRC

Y Inside

N Outside

November 17, 2017

County:

Agency: WSDOT - NW

Func Cls	Project Number	PIN	STIP ID	Imp Type	Total Project Length	Environmental Type	RW Required	Begin Termini	End Termini	Total Est. Cost of Project	STIP Amend. No.
14	0002(854)	100210J	WDNW-1134	21	9.050	CE	No	MP 3.80	MP 12.85	10,548,560	1708 AdMod

US 2/Bickford Ave SE to Fryelands Blvd SE Vicinity - Corridor Improvements

This project will reduce the risk of collisions by constructing a 6 foot median from the vicinity of Bickford Ave SE to Roosevelt Rd with median concrete barrier between the vicinity of Bickford Ave SE to 109th Ave SE. The scoping cost estimate was based on the construction of 6 foot median with rumble strips and median concrete barrier as outlined above. The selection of a Preferred Alternative and final estimate will be determined during the design phase using Practical Design methodology.

Funding

Phase	Start Date	Federal	Fund Code	Federal Funds		State Fund Code	State Funds	Local Funds	Total
PE	2017		HSIP	83,328			0	1,003,472	1,086,800
CN	2019		HSIP	8,292,525			0	1,169,235	9,461,760
Project Totals				8,375,853			0	2,172,707	10,548,560

Expenditure Schedule

Phase	1st	2nd	3rd	4th	5th & 6th
ALL	1,086,800	0	9,461,760	0	0
Totals	1,086,800	0	9,461,760	0	0

Washington State S. T. I. P.

2017 to 2020

(Project Funds to Nearest Dollar)

MPO/RTPO: PSRC

Y Inside

N Outside

November 17, 2017

County:

Agency: WSDOT - NW

Func Cls	Project Number	PIN	STIP ID	Imp Type	Total Project Length	Environmental Type	RW Required	Begin Termini	End Termini	Total Est. Cost of Project	STIP Amend. No.
02	0002(844)	100228C	WDNW-1052	28	0.100	CE	No	Fern Bluff Rd Vic (MP 21.50)	Fern Bluff Rd Vic (MP 21.60)	172,123	

US 2/Fern Bluff Rd Intersection - ADA Compliance

This project will evaluate existing pedestrian ramps as outlined in the WSDOT ADA/504 Transition Plan. Curb ramps assessed as 'high' and 'medium' will be retrofitted for compliance with ADA guidelines.

Funding

Phase	Start Date	Federal	Fund Code	Federal Funds	State Fund Code	State Funds	Local Funds	Total
CN	2017		NHPP	146,804		0	2,996	149,800
Project Totals				146,804		0	2,996	149,800

Expenditure Schedule

Phase	1st	2nd	3rd	4th	5th & 6th
ALL	149,800	0	0	0	0
Totals	149,800	0	0	0	0

Washington State S. T. I. P.

2017 to 2020

(Project Funds to Nearest Dollar)

MPO/RTPO: PSRC

Y Inside

N Outside

November 17, 2017

County:

Agency: WSDOT - NW

Func Cls	Project Number	PIN	STIP ID	Imp Type	Total Project Length	Environmental Type	RW Required	Begin Termini	End Termini	Total Est. Cost of Project	STIP Amend. No.
14		100214C	WDNW-1155	21	0.970	CE	No	MP 12.95	MP 13.92	549,061	17-08

US 2/Fryelands Blvd SE Vicinity to Cascade View Dr Vicinity - ADA Compliance

This project will evaluate and replace pedestrian ramps within the project limits for compliance with ADA guidelines.

Funding

Phase	Start Date	Federal	Fund Code	Federal Funds		State Funds	Local Funds	Total
				Federal	State Fund Code			
PE	2017		NHPP	77,433		0	3,226	80,659
CN	2019		NHPP	459,034		0	9,368	468,402
Project Totals				536,467		0	12,594	549,061

Expenditure Schedule

Phase	1st	2nd	3rd	4th	5th & 6th
ALL	80,659	0	468,402	0	0
Totals	80,659	0	468,402	0	0

Washington State S. T. I. P.

2017 to 2020

(Project Funds to Nearest Dollar)

MPO/RTPO: PSRC

Y Inside

N Outside

November 17, 2017

County:

Agency: WSDOT - NW

Func Cls	Project Number	PIN	STIP ID	Imp Type	Total Project Length	Environmental Type	RW Required	Begin Termini	End Termini	Total Est. Cost of Project	STIP Amend. No.
14		100212G	WDNW-1080	21	1.560	CE	No	Roosevelt Rd Vic (MP 12.74)	SR 522 Vic (MP 14.30)	230,655	

US 2/Roosevelt Rd Vicinity to SR 522 Vicinity - Rumble Strip Installation

Reduce the risk of run off the road incidents by the installation of shoulder rumble strips.

Funding

Phase	Start Date	Federal	Fund Code	Federal Funds		State Fund Code	State Funds	Local Funds	Total
PE	2017		HSIP	43,183			0	1,799	44,982
CN	2018		HSIP	181,960			0	3,713	185,673
Project Totals				225,143			0	5,512	230,655

Expenditure Schedule

Phase	1st	2nd	3rd	4th	5th & 6th
ALL	44,982	185,673	0	0	0
Totals	44,982	185,673	0	0	0

Washington State S. T. I. P.

2017 to 2020

(Project Funds to Nearest Dollar)

MPO/RTPO: PSRC

Y Inside

N Outside

November 17, 2017

County:

Agency: WSDOT - NW

Func Cls	Project Number	PIN	STIP ID	Imp Type	Total Project Length	Environmental Type	RW Required	Begin Termini	End Termini	Total Est. Cost of Project	STIP Amend. No.
02		100235C	WDNW-1163	14	0.160	CE	No	MP 35.19	MP 35.35	269,440	17-10

US 2/S Fork Skykomish River Bridge - Expansion Joint Replacement

The project will replace expansion joint of Bridge number 2/40 on US 2 MP 35.19 to MP 35.35.

Funding

Phase	Start Date	Federal	Fund Code	Federal Funds		State Funds	Local Funds	Total
				Federal	State Fund Code			
PE	2017		NHPP	39,437		0	1,643	41,080
CN	2018		NHPP	223,793		0	4,567	228,360
Project Totals				263,230		0	6,210	269,440

Expenditure Schedule

Phase	1st	2nd	3rd	4th	5th & 6th
ALL	41,080	228,360	0	0	0
Totals	41,080	228,360	0	0	0

Washington State S. T. I. P.

2017 to 2020

(Project Funds to Nearest Dollar)

MPO/RTPO: PSRC

Y Inside

N Outside

November 17, 2017

County:

Agency: WSDOT - NW

Func Cls	Project Number	PIN	STIP ID	Imp Type	Total Project Length	Environmental Type	RW Required	Begin Termini	End Termini	Total Est. Cost of Project	STIP Amend. No.
02		100251D	WDNW-2009	06	0.250	CE	No	MP 35.15	MP 35.40	3,467,130	17-09

US 2/S Fork Skykomish River Bridge, Mt Index River Rd Vicinity - Painting

This project will clean and paint the bridge crossing over the South Fork Skykomish River on US 2, bridge number 002/040.

Funding

Phase	Start Date	Federal	Fund Code	Federal Funds		State Funds	Local Funds	Total
				Federal	State Fund Code			
PE	2017			0	CWA	321,610	0	321,610
CN	2019			0	CWA	3,145,520	0	3,145,520
Project Totals				0		3,467,130	0	3,467,130

Expenditure Schedule

Phase	1st	2nd	3rd	4th	5th & 6th
ALL	321,610	0	3,145,520	0	0
Totals	321,610	0	3,145,520	0	0

Washington State S. T. I. P.

2017 to 2020

(Project Funds to Nearest Dollar)

MPO/RTPO: PSRC

Y Inside

N Outside

November 17, 2017

County:

Agency: WSDOT - NW

Func Cls	Project Number	PIN	STIP ID	Imp Type	Total Project Length	Environmental Type	RW Required	Begin Termini	End Termini	Total Est. Cost of Project	STIP Amend. No.
02	0002(847)	100269A	WDNW-1096	06	0.200	CE	Yes	Tye River Rd NE Vic (MP 50.90)	766th Ave NE Vic (MP 51.10)	1,458,520	

US 2/South Fork Skykomish River Bridge 2/119 - Scour Repair

This project will place heavy loose riprap around pier 3 on the southeast corner, also the stream channel west of the pier, to cover the exposed footing and prevent the bridge footing from scouring. In addition this project will re-vegetate work access area with native plants.

Funding

Phase	Start Date	Federal Fund Code	Federal Funds		State Fund Code	State Funds	Local Funds	Total
			Federal	Fund Code				
RW	2017	NHPP		21,599		0	441	22,040
CN	2018	NHPP		1,139,446		0	23,254	1,162,700
Project Totals				1,161,045		0	23,695	1,184,740

Expenditure Schedule

Phase	1st	2nd	3rd	4th	5th & 6th
ALL	22,040	1,162,700	0	0	0
Totals	22,040	1,162,700	0	0	0

Agency Totals for WSDOT - NW	Federal Funds		State Funds	Local Funds	Total
	Federal	Fund Code			
	310,342,763		730,863,284	138,256,810	1,179,462,857

Washington State S. T. I. P.

2017 to 2020

(Project Funds to Nearest Dollar)

MPO/RTPO: PSRC

Y Inside

N Outside

November 17, 2017

County:

Agency: WSDOT - OLY

Func Cls	Project Number	PIN	STIP ID	Imp Type	Total Project Length	Environmental Type	RW Required	Begin Termini	End Termini	Total Est. Cost of Project	STIP Amend. No.
02	9999(750)	300015T	WDO-389	21	0.000	CE	No	N/A	N/A	391,275	

15-17 OR Region Wide Basic Safety - Guardrail

To address region wide structurally deficient safety features which need to be adjusted or replaced to sustain safety for the traveling public. Potential improvements on select State Routes and Principle Arterials may include guardrail, guardrail terminals, bridge end protection and concrete barrier where needed. This is a multicounty project. The total shown in this project reflects only the portions in Pierce and Kitsap Counties.

Funding

Phase	Start Date	Federal Fund Code	Federal Funds	State Fund Code	State Funds	Local Funds	Total
CN	2017	STP	327,280		0	6,679	333,959
Project Totals			327,280		0	6,679	333,959

Expenditure Schedule

Phase	1st	2nd	3rd	4th	5th & 6th
ALL	333,959	0	0	0	0
Totals	333,959	0	0	0	0

Washington State S. T. I. P.

2017 to 2020

(Project Funds to Nearest Dollar)

MPO/RTPO: PSRC

Y Inside

N Outside

November 17, 2017

County:

Agency: WSDOT - OLY

Func Cls	Project Number	PIN	STIP ID	Imp Type	Total Project Length	Environmental Type	RW Required	Begin Termini	End Termini	Total Est. Cost of Project	STIP Amend. No.
00		300017S	WDO-454	21	0.000	CE	No	various	various	328,852	17-08

17-19 OR Region Wide Basic Safety - Signing

To address region wide work and/or non-operational signing which may also include sign posts. This will assist the traveling public with sign visibility. Replace signing.

Funding

Phase	Start Date	Federal	Fund Code	Federal Funds		State Fund Code	State Funds	Local Funds	Total
PE	2018		HSIP	67,200			0	2,800	70,000
CN	2018		HSIP	253,675			0	5,177	258,852
Project Totals				320,875			0	7,977	328,852

Expenditure Schedule

Phase	1st	2nd	3rd	4th	5th & 6th
ALL	0	328,852	0	0	0
Totals	0	328,852	0	0	0

Washington State S. T. I. P.

2017 to 2020

(Project Funds to Nearest Dollar)

MPO/RTPO: PSRC

Y Inside

N Outside

November 17, 2017

County:

Agency: WSDOT - OLY

Func Cls	Project Number	PIN	STIP ID	Imp Type	Total Project Length	Environmental Type	RW Required	Begin Termini	End Termini	Total Est. Cost of Project	STIP Amend. No.
11		300503T	WDO-431	03	4.580	EA	Yes	SRMP 119.01	SRMP 123.59	332,476,661	17-09

I-5/Dupont-Steilacoom Rd to Thorne Lane - Corridor Improvements

This segment of I-5 experiences congestion and mobility problems due to high traffic volumes. This project will construct an additional lane on I-5 between the DuPont-Steilacoom Road and Thorne Lane interchanges. The interchanges at Thorne Lane and Berkeley Street will be reconstructed as part of this project. When complete, this corridor will benefit from reduced congestion, enhanced freight mobility, improved safety and support economic growth. This is a multi-year project and the programming reflects the funds available within the span of the regional TIP.

Funding

Phase	Start Date	Federal Fund Code	Federal Funds		State Fund Code	State Funds	Local Funds	Total
PE	2017			0	CWA	10,600,000	0	10,600,000
RW	2017			0	CWA	6,876,661	0	6,876,661
CN	2018			0	CWA	267,113,256	0	267,113,256
Project Totals				0		284,589,917	0	284,589,917

Expenditure Schedule

Phase	1st	2nd	3rd	4th	5th & 6th
ALL	17,476,661	267,113,256	0	0	0
Totals	17,476,661	267,113,256	0	0	0

Washington State S. T. I. P.

2017 to 2020

(Project Funds to Nearest Dollar)

MPO/RTPO: PSRC

Y Inside

N Outside

November 17, 2017

County:

Agency: WSDOT - OLY

Func Cls	Project Number	PIN	STIP ID	Imp Type	Total Project Length	Environmental Type	RW Required	Begin Termini	End Termini	Total Est. Cost of Project	STIP Amend. No.
11		300504T	WDO-453	03	2.290	EA	No	SRMP 116.71	SRMP 119.01	154,248,794	17-07

I-5/Mounts Rd to DuPont-Steilacoom Rd - Corridor Improvements

This segment of I-5 experiences congestion and mobility problems due to high traffic volumes. This project will construct additional general purpose lanes in both directions between Mounts Rd and DuPont-Steilacoom Rd, construct the Pedestrian/Bike trail approximately 3.5 miles, reconstruct the DuPont-Steilacoom Rd Interchange, and construct the SB Gravelly/Thorne connector lane. When complete, this corridor will benefit from reduced congestion, enhanced freight mobility, improved safety and support economic growth.

Funding

Phase	Start Date	Federal Fund Code	Federal Funds	State Fund Code	State Funds	Local Funds	Total
PE	2017		0	CWA	5,248,794	0	5,248,794
Project Totals			0		5,248,794	0	5,248,794

Expenditure Schedule

Phase	1st	2nd	3rd	4th	5th & 6th
ALL	5,248,794	0	0	0	0
Totals	5,248,794	0	0	0	0

Washington State S. T. I. P.

2017 to 2020

(Project Funds to Nearest Dollar)

MPO/RTPO: PSRC

Y Inside

N Outside

November 17, 2017

County:

Agency: WSDOT - OLY

Func Cls	Project Number	PIN	STIP ID	Imp Type	Total Project Length	Environmental Type	RW Required	Begin Termini	End Termini	Total Est. Cost of Project	STIP Amend. No.
11		300501T	WDO-408	03	7.530	EIS	Yes	MP 116.41	MP 123.94	123,339	17-07

I-5/Mounts Rd to Thorne Ln - Corridor Improvements

This segment of I-5 experiences congestion and mobility problems due to high traffic volumes. This project will construct an additional lane on I-5 between the Thorne Lane and the Mounts Road Interchange, reconstruct the Thorne Lane, Berkeley Street, and Steilacoom-DuPont interchanges, construct a connector road between the Gravelly Lake Drive and Thorne Lane interchanges to divert local traffic off of I-5 and construct a separated bike/pedestrian trail. When complete, this corridor will benefit from reduced congestion, enhanced freight mobility, improved safety and support economic growth. Project includes NB auxiliary lane between Mounts Road and Center Drive. This project originally managed the whole corridor early in development. As the corridor design has progressed, this project has been parceled into smaller projects (separate TIP projects) with individual PE, RW, and CN phases.

Funding

Phase	Start Date	Federal Fund Code	Federal Funds		Local Funds	Total	
			State Fund Code	State Funds			
RW	2017		0	CWA	123,339	0	123,339
Project Totals			0		123,339	0	123,339

Expenditure Schedule

Phase	1st	2nd	3rd	4th	5th & 6th
ALL	123,339	0	0	0	0
Totals	123,339	0	0	0	0

Washington State S. T. I. P.

2017 to 2020

(Project Funds to Nearest Dollar)

MPO/RTPO: PSRC

Y Inside

N Outside

November 17, 2017

County:

Agency: WSDOT - OLY

Func CIs	Project Number	PIN	STIP ID	Imp Type	Total Project Length	Environmental Type	RW Required	Begin Termini	End Termini	Total Est. Cost of Project	STIP Amend. No.
11		300502T	WDO-432	03	1.570	DCE	No	SRMP 116.41	SRMP 117.98	8,000,000	

I-5/Mounts Road to Center Drive - Auxiliary Lane Extension

This segment of I-5 experiences congestion and mobility problems due to high traffic volumes. This project will extend the NB auxiliary lane south for approximately 1.5 miles between the Mounts Rd and Center Dr Interchanges. When complete, this corridor will benefit from reduced congestion, enhanced freight mobility, improved safety and support economic growth. This auxiliary lane will be an interim configuration until the full corridor improvements are completed. PE and RW phases for this project are being executed under the WSDOT PIN 300501T (WDO-408).

Funding

Phase	Start Date	Federal Fund Code	Federal Funds		State Fund Code	State Funds	Local Funds	Total
			Federal	Fund Code				
CN	2017		0		CWA	8,000,000	0	8,000,000
Project Totals			0			8,000,000	0	8,000,000

Expenditure Schedule

Phase	1st	2nd	3rd	4th	5th & 6th
ALL	8,000,000	0	0	0	0
Totals	8,000,000	0	0	0	0

Washington State S. T. I. P.

2017 to 2020

(Project Funds to Nearest Dollar)

MPO/RTPO: PSRC

Y Inside

N Outside

November 17, 2017

County:

Agency: WSDOT - OLY

Func Cls	Project Number	PIN	STIP ID	Imp Type	Total Project Length	Environmental Type	RW Required	Begin Termini	End Termini	Total Est. Cost of Project	STIP Amend. No.
11		300509S	WDO-146C	03	2.450	EA	No	Milepost 134.16	Milepost 136.61	309,489,060	17-01

I-5/Portland Ave to Port of Tacoma Rd - SB HOV

This section of I-5 is experiencing congestion during peak hours and is part of the Pierce County Core HOV program. This project replaces the existing southbound bridges over the Puyallup River and completes the I-5/SR 167 interchange reconstruction and builds a southbound HOV lane from Portland Ave to Port of Tacoma Rd I/C. When complete, congestion will be reduced and motorist safety enhanced. This is a multiyear project and the programming reflects the funds available within the span of the regional TIP.

Funding

Phase	Start Date	Federal Fund Code	Federal Funds	State Fund Code	State Funds	Local Funds	Total
CN	2017		0		0	190,987,350	190,987,350
Project Totals			0		0	190,987,350	190,987,350

Expenditure Schedule

Phase	1st	2nd	3rd	4th	5th & 6th
ALL	190,987,350	0	0	0	0
Totals	190,987,350	0	0	0	0

Washington State S. T. I. P.

2017 to 2020

(Project Funds to Nearest Dollar)

MPO/RTPO: PSRC

Y Inside

N Outside

November 17, 2017

County:

Agency: WSDOT - OLY

Func CIs	Project Number	PIN	STIP ID	Imp Type	Total Project Length	Environmental Type	RW Required	Begin Termini	End Termini	Total Est. Cost of Project	STIP Amend. No.
11		300566A	WDO-412	03	2.450	EA	No	SRMP 131.35	SRMP 133.54	217,539,321	

I-5/SR 16 Interchange - Construct HOV Connections

This section of I-5 is experiencing congestion during peak hours and is part of the Pierce County Core HOV program. This project realigns I-5 and SR 16 and builds the connections between north and southbound I-5 and east and westbound SR 16 for HOV lanes. When complete, congestion will be reduced and motorist safety enhanced. Construction in this project is a multiyear phase. The funds being programmed only span the current TIP timeframe (2015-2018). Construction in this project is a multiyear phase. The funds being programmed only span the current TIP timeframe (2015-2018)

Funding

Phase	Start Date	Federal	Fund Code	Federal Funds	State Fund Code	State Funds	Local Funds	Total
CN	2017			0		0	55,380,440	55,380,440
Project Totals				0		0	55,380,440	55,380,440

Expenditure Schedule

Phase	1st	2nd	3rd	4th	5th & 6th
ALL	55,380,440	0	0	0	0
Totals	55,380,440	0	0	0	0

Washington State S. T. I. P.

2017 to 2020

(Project Funds to Nearest Dollar)

MPO/RTPO: PSRC

Y Inside

N Outside

November 17, 2017

County:

Agency: WSDOT - OLY

Func Cls	Project Number	PIN	STIP ID	Imp Type	Total Project Length	Environmental Type	RW Required	Begin Termini	End Termini	Total Est. Cost of Project	STIP Amend. No.
11		300509N	WDO-146B	03	1.300	EA	Yes	I-5, MP 134.88	I-5, MP 136.61	305,835,171	

I-5: Portland Ave to Port of Tacoma Rd - NB HOV

Part of the Pierce County Core HOV program, this project constructs new NB I-5 bridges across the Puyallup River; builds connections to the new bridge alignment; begins work to reconstruct I-5/SR 167 interchange; replaces the I-5/Portland Ave interchange; widens I-5 and builds NB HOV lanes.

Funding

Phase	Start Date	Federal Fund Code	Federal Funds		Local Funds	Total
			State Fund Code	State Funds		
CN	2017			0	0	269,929,551
Project Totals				0	0	269,929,551

Expenditure Schedule

Phase	1st	2nd	3rd	4th	5th & 6th
ALL	269,929,551	0	0	0	0
Totals	269,929,551	0	0	0	0

Washington State S. T. I. P.

2017 to 2020

(Project Funds to Nearest Dollar)

MPO/RTPO: PSRC

Y Inside

N Outside

November 17, 2017

County:

Agency: WSDOT - OLY

Func Cls	Project Number	PIN	STIP ID	Imp Type	Total Project Length	Environmental Type	RW Required	Begin Termini	End Termini	Total Est. Cost of Project	STIP Amend. No.
11		370508A	WDO-452	14	1.200	DCE	No	0.1	1.2	264,140	17-03

I-705/I-5 to Pacific Ave - Expansion Joint Replacement

The strip seal expansion joints on these structures have reached the end of their usable service life and need replacement. This project will replace the expansion joints to extend the service life of the structures. Expansion joint repair on 705/6 N-N, 705/10 E and 705/10 W.

Funding

Phase	Start Date	Federal	Fund Code	Federal Funds		State Fund Code	State Funds	Local Funds	Total
PE	2017		NHPP	9,734			0	406	10,140
CN	2017		NHPP	248,920			0	5,080	254,000
Project Totals				258,654			0	5,486	264,140

Expenditure Schedule

Phase	1st	2nd	3rd	4th	5th & 6th
ALL	264,140	0	0	0	0
Totals	264,140	0	0	0	0

Washington State S. T. I. P.

2017 to 2020

(Project Funds to Nearest Dollar)

MPO/RTPO: PSRC

Y Inside

N Outside

November 17, 2017

County:

Agency: WSDOT - OLY

Func Cls	Project Number	PIN	STIP ID	Imp Type	Total Project Length	Environmental Type	RW Required	Begin Termini	End Termini	Total Est. Cost of Project	STIP Amend. No.
11		370509A	WDO-459	14	1.100	CE	No	BEG SRMP 000.10	END SRMP 001.20	233,016	17-10

I-705/I-5 to Pacific Ave - Expansion Joint Replacement Stage 2

The strip seal expansion joints on these structures have reached the end of their usable service life and need replacement. This project will replace the expansion joints to extend the service life of the structures. Expansion joint repair on 705/6 E, 705/10 N-W and 705/10 E-S.

Funding

Phase	Start Date	Federal	Fund Code	Federal Funds		State Fund Code	State Funds	Local Funds	Total
PE	2018		NHPP	14,861			0	619	15,480
CN	2018		NHPP	213,185			0	4,351	217,536
Project Totals				228,046			0	4,970	233,016

Expenditure Schedule

Phase	1st	2nd	3rd	4th	5th & 6th
ALL	0	233,016	0	0	0
Totals	0	233,016	0	0	0

Washington State S. T. I. P.

2017 to 2020

(Project Funds to Nearest Dollar)

MPO/RTPO: PSRC

Y Inside

N Outside

November 17, 2017

County:

Agency: WSDOT - OLY

Func CIs	Project Number	PIN	STIP ID	Imp Type	Total Project Length	Environmental Type	RW Required	Begin Termini	End Termini	Total Est. Cost of Project	STIP Amend. No.
11		370510A	WDO-460	14	1.100	CE	No	0.1	1.2	255,610	17-10

I-705/I-5 to Pacific Ave - Expansion Joint Replacement Stage 3

The strip seal expansion joints on these structures have reached the end of their usable service life and need replacement. This project will replace the expansion joints to extend the service life of the structures. Replace expansion joint on bridges 705/6N-E, 705/10N-N, 705/6S-N, 705/6W.

Funding

Phase	Start Date	Federal	Fund Code	Federal Funds		State Funds	Local Funds	Total
				State Fund Code	State Funds			
PE	2018		NHPP		15,192	0	633	15,825
CN	2019		NHPP		234,989	0	4,796	239,785
Project Totals					250,181	0	5,429	255,610

Expenditure Schedule

Phase	1st	2nd	3rd	4th	5th & 6th
ALL	0	15,825	239,785	0	0
Totals	0	15,825	239,785	0	0

Washington State S. T. I. P.

2017 to 2020

(Project Funds to Nearest Dollar)

MPO/RTPO: PSRC

Y Inside

N Outside

November 17, 2017

County:

Agency: WSDOT - OLY

Func Cls	Project Number	PIN	STIP ID	Imp Type	Total Project Length	Environmental Type	RW Required	Begin Termini	End Termini	Total Est. Cost of Project	STIP Amend. No.
06		300098J	WDO-391	21	0.000	CE	No	N/A	N/A	984,347	

Olympic Region - Guardrail Installations

This project will install guardrail on select State Routes and Principal Arterials, as needs are identified in the Olympic Region. This is a multicounty project. The total shown in this project reflects only the portions in Pierce and Kitsap Counties.

Funding

Phase	Start Date	Federal	Fund Code	Federal Funds		State Funds	Local Funds	Total
				Fund Code	Funds			
PE	2017		HSIP		156,863	0	6,536	163,399
CN	2018		STP		804,529	0	16,419	820,948
Project Totals					961,392	0	22,955	984,347

Expenditure Schedule

Phase	1st	2nd	3rd	4th	5th & 6th
ALL	163,399	820,948	0	0	0
Totals	163,399	820,948	0	0	0

Washington State S. T. I. P.

2017 to 2020

(Project Funds to Nearest Dollar)

MPO/RTPO: PSRC

Y Inside

N Outside

November 17, 2017

County:

Agency: WSDOT - OLY

Func Cls	Project Number	PIN	STIP ID	Imp Type	Total Project Length	Environmental Type	RW Required	Begin Termini	End Termini	Total Est. Cost of Project	STIP Amend. No.
02		300092E	WDO-416	21	0.000	DCE	No	SR 3, MP 28.78 Lake Flora Rd	SR 302, MP 16.60 Goodnough Rd	189,305	

Olympic Region - Intersection Safety Improvement

Dynamic warning signs at two intersections have been identified on the ISIP List. The Dynamic warning signs will alert mainline drivers of possible entering vehicles, giving them time to react to side street vehicles that enter with inadequate gaps. This project will reduce the number and severity of fatal and serious injury crashes. This is a multicounty project and the total project cost reflects only portions in Pierce and Kitsap County. Kitsap - SR 3, MP 28.78 Lake Flora RdPierce - SR 302, MP 16.60 Goodnough Rd.

Funding

Phase	Start Date	Federal	Fund Code	Federal Funds		State Funds	Local Funds	Total
				Federal	State Fund Code			
PE	2019		HSIP	83,081		0	3,462	86,543
CN	2020		HSIP	100,707		0	2,055	102,762
Project Totals				183,788		0	5,517	189,305

Expenditure Schedule

Phase	1st	2nd	3rd	4th	5th & 6th
ALL	0	0	86,543	102,762	0
Totals	0	0	86,543	102,762	0

Washington State S. T. I. P.

2017 to 2020

(Project Funds to Nearest Dollar)

MPO/RTPO: PSRC

Y Inside

N Outside

November 17, 2017

County:

Agency: WSDOT - OLY

Func Cls	Project Number	PIN	STIP ID	Imp Type	Total Project Length	Environmental Type	RW Required	Begin Termini	End Termini	Total Est. Cost of Project	STIP Amend. No.
12		300072L	WDO-387	24	0.000	CE	No	N/A	N/A	333,538	

Olympic Region Major Electrical Rehab - Road Weather Information Systems Upgrades (RWIS)

This project will upgrade variable message signs and road weather information systems at locations on I-5, SR 3 and SR 16. This is a multicounty project. The total shown in this project reflects only the portions in Pierce and Kitsap Counties.

Funding

Phase	Start Date	Federal	Fund Code	Federal Funds	State Fund Code	State Funds	Local Funds	Total
CN	2017			0	CWA	257,087	0	257,087
Project Totals				0		257,087	0	257,087

Expenditure Schedule

Phase	1st	2nd	3rd	4th	5th & 6th
ALL	257,087	0	0	0	0
Totals	257,087	0	0	0	0

Washington State S. T. I. P.

2017 to 2020

(Project Funds to Nearest Dollar)

MPO/RTPO: PSRC

Y Inside

N Outside

November 17, 2017

County:

Agency: WSDOT - OLY

Func Cls	Project Number	PIN	STIP ID	Imp Type	Total Project Length	Environmental Type	RW Required	Begin Termini	End Termini	Total Est. Cost of Project	STIP Amend. No.
00		300018B	WDO-461	21	43.250	CE	No	BEG SRMP 096.24	END SRMP 139.49	296,877	17-10

OR Breakaway Cable Terminal Replacement - Interstate

The breakaway cable terminal (W-Beam terminal) design does not meet NCHRP 350 specifications, and has been identified for active removal since 1994. This project will complete the work identified earlier and replace these devices before they are hit and the device fails to act as they were intended. Replacing them will increase the safety of the motoring public and reduces the risk to the agency.

Funding

Phase	Start Date	Federal Fund Code	Federal Funds		State Fund Code	State Funds	Local Funds	Total
			Federal	Funds				
PE	2018	HSIP		46,004		0	939	46,943
CN	2018	HSIP		239,937		0	9,997	249,934
Project Totals				285,941		0	10,936	296,877

Expenditure Schedule

Phase	1st	2nd	3rd	4th	5th & 6th
ALL	0	296,877	0	0	0
Totals	0	296,877	0	0	0

Washington State S. T. I. P.

2017 to 2020

(Project Funds to Nearest Dollar)

MPO/RTPO: PSRC

Y Inside

N Outside

November 17, 2017

County:

Agency: WSDOT - OLY

Func Cls	Project Number	PIN	STIP ID	Imp Type	Total Project Length	Environmental Type	RW Required	Begin Termini	End Termini	Total Est. Cost of Project	STIP Amend. No.
00		300018C	WDO-462	21	0.000	CE	No	N/A	N/A	729,580	17-10

OR Breakaway Cable Terminal Replacement - Non-Interstate

The breakaway cable terminal (W-Beam terminal) design does not meet NCHRP 350 specifications, and has been identified for active removal since 1994. This project will complete the work identified earlier and replace these devices before they are hit and the device fails to act as they were intended. Replacing them will increase the safety of the motoring public and reduces the risk to the agency.

Funding

Phase	Start Date	Federal Fund Code	Federal Funds		State Fund Code	State Funds	Local Funds	Total
PE	2018	HSIP		93,148		0	1,901	95,049
CN	2018	HSIP		609,150		0	25,381	634,531
Project Totals				702,298		0	27,282	729,580

Expenditure Schedule

Phase	1st	2nd	3rd	4th	5th & 6th
ALL	0	729,580	0	0	0
Totals	0	729,580	0	0	0

Washington State S. T. I. P.

2017 to 2020

(Project Funds to Nearest Dollar)

MPO/RTPO: PSRC

Y Inside

N Outside

November 17, 2017

County:

Agency: WSDOT - OLY

Func Cls	Project Number	PIN	STIP ID	Imp Type	Total Project Length	Environmental Type	RW Required	Begin Termini	End Termini	Total Est. Cost of Project	STIP Amend. No.
14	9999(736)	300090J	WDO-386	20	0.000	CE	No	N/A	N/A	341,743	

Pierce/Thurston County - Stormwater Retrofit

This project will replace stormwater treatment elements at locations on SR 161, SR 162 and SR 512. This is a multicounty project. The total shown in this project reflects only the portion in Pierce County.

Funding

Phase	Start Date	Federal	Fund Code	Federal Funds	State Fund Code	State Funds	Local Funds	Total
CN	2017		STP	264,679		0	5,402	270,081
Project Totals				264,679		0	5,402	270,081

Expenditure Schedule

Phase	1st	2nd	3rd	4th	5th & 6th
ALL	270,081	0	0	0	0
Totals	270,081	0	0	0	0

Washington State S. T. I. P.

2017 to 2020

(Project Funds to Nearest Dollar)

MPO/RTPO: PSRC

Y Inside

N Outside

November 17, 2017

County:

Agency: WSDOT - OLY

Func Cls	Project Number	PIN	STIP ID	Imp Type	Total Project Length	Environmental Type	RW Required	Begin Termini	End Termini	Total Est. Cost of Project	STIP Amend. No.
02	0104(057)	310448A	WDO-397	06	0.060	CE	No	MP 013.93	MP 014.73	442,737	1706 AdMod

SR 104/Hood Canal-WA Bugge Br - Special Repair

Girders on the bridge are showing concrete degradation and corrosion. This project will rehabilitate the existing girders throughout the length of the super structure, thereby preserving the structural integrity of the bridge. This is a multicounty project. The total shown in this project reflects only the portion in Pierce County.

Funding

Phase	Start Date	Federal Fund Code	Federal Funds	State Fund Code	State Funds	Local Funds	Total
CN	2018	NHPP	400,208		0	8,168	408,376
Project Totals			400,208		0	8,168	408,376

Expenditure Schedule

Phase	1st	2nd	3rd	4th	5th & 6th
ALL	0	408,376	0	0	0
Totals	0	408,376	0	0	0

Washington State S. T. I. P.

2017 to 2020

(Project Funds to Nearest Dollar)

MPO/RTPO: PSRC

Y Inside

N Outside

November 17, 2017

County:

Agency: WSDOT - OLY

Func Cls	Project Number	PIN	STIP ID	Imp Type	Total Project Length	Environmental Type	RW Required	Begin Termini	End Termini	Total Est. Cost of Project	STIP Amend. No.
12	0016(032)	301632N	WDO-396	21	9.690	CE	No	MP 10.83	MP 20.52	2,383,675	

SR 16/Olympic Dr NW to Burley Olalla Rd - Install Cable Barrier

Install 4-strand cable median crossover barrier.

Funding

Phase	Start Date	Federal Fund Code	Federal Funds		State Fund Code	State Funds	Local Funds	Total
			Federal	Fund Code				
CN	2017	NHPP	1,992,340			0	40,660	2,033,000
Project Totals			1,992,340			0	40,660	2,033,000

Expenditure Schedule

Phase	1st	2nd	3rd	4th	5th & 6th
ALL	2,033,000	0	0	0	0
Totals	2,033,000	0	0	0	0

Washington State S. T. I. P.

2017 to 2020

(Project Funds to Nearest Dollar)

MPO/RTPO: PSRC

Y Inside

N Outside

November 17, 2017

County:

Agency: WSDOT - OLY

Func Cls	Project Number	PIN	STIP ID	Imp Type	Total Project Length	Environmental Type	RW Required	Begin Termini	End Termini	Total Est. Cost of Project	STIP Amend. No.
14	0016(034)	301698H	WDO-455	20	0.010	CE	Yes	SRMP 017.77	SRMP 017.90	22,091,227	17-09

SR 16/Purdy Creek - Remove Fish Barrier

The existing drainage structure at this location has been identified as a fish passage barrier. By replacing the existing structure with a fish passable structure, the restriction to fish passage will be eliminated. Remove fish passage barrier (15.0060 1.00).

Funding

Phase	Start Date	Federal	Fund Code	Federal Funds		State Funds	Local Funds	Total
				Federal Funds	State Fund Code			
PE	2018		NHPP	2,112,390		0	88,017	2,200,407
RW	2018		NHPP	27,754		0	566	28,320
CN	2019		NHPP	19,465,250		0	397,250	19,862,500
Project Totals				21,605,394		0	485,833	22,091,227

Expenditure Schedule

Phase	1st	2nd	3rd	4th	5th & 6th
ALL	0	2,228,727	19,862,500	0	0
Totals	0	2,228,727	19,862,500	0	0

Washington State S. T. I. P.

2017 to 2020

(Project Funds to Nearest Dollar)

MPO/RTPO: PSRC

Y Inside

N Outside

November 17, 2017

County:

Agency: WSDOT - OLY

Func Cls	Project Number	PIN	STIP ID	Imp Type	Total Project Length	Environmental Type	RW Required	Begin Termini	End Termini	Total Est. Cost of Project	STIP Amend. No.
12	0016(031)	301698G	WDO-388	14	1.130	CE	No	MP 7.28	MP 8.41	2,000,000	17-01

SR 16/Tacoma Narrows Bridge - Replace Maintenance Platform

Replace lower maintenance platform on bridge 16/110E.

Funding

Phase	Start Date	Federal Fund Code	Federal Funds		State Fund Code	State Funds	Local Funds	Total
			Federal	Fund Code				
CN	2017	NHPP	1,648,796			0	33,649	1,682,445
Project Totals			1,648,796			0	33,649	1,682,445

Expenditure Schedule

Phase	1st	2nd	3rd	4th	5th & 6th
ALL	1,682,445	0	0	0	0
Totals	1,682,445	0	0	0	0

Washington State S. T. I. P.

2017 to 2020

(Project Funds to Nearest Dollar)

MPO/RTPO: PSRC

Y Inside

N Outside

November 17, 2017

County:

Agency: WSDOT - OLY

Func Cls	Project Number	PIN	STIP ID	Imp Type	Total Project Length	Environmental Type	RW Required	Begin Termini	End Termini	Total Est. Cost of Project	STIP Amend. No.
00	0016(030)	301698L	WDO-405	04	0.000	CE	Yes	MP 1.92	MP 3.53	377,555	

SR 16/Union Ave To Jackson Ave - ADA Ramps

This project will reconstruct, to current ADA requirements, two ramps at the northwest and southeast corners of the intersection of Center Street and Mullen Street in the City of Tacoma.

Funding

Phase	Start Date	Federal	Fund Code	Federal Funds	State Fund Code	State Funds	Local Funds	Total
CN	2017		NHPP	187,026		0	3,816	190,842
Project Totals				187,026		0	3,816	190,842

Expenditure Schedule

Phase	1st	2nd	3rd	4th	5th & 6th
ALL	190,842	0	0	0	0
Totals	190,842	0	0	0	0

Washington State S. T. I. P.

2017 to 2020

(Project Funds to Nearest Dollar)

MPO/RTPO: PSRC

Y Inside

N Outside

November 17, 2017

County:

Agency: WSDOT - OLY

Func Cls	Project Number	PIN	STIP ID	Imp Type	Total Project Length	Environmental Type	RW Required	Begin Termini	End Termini	Total Est. Cost of Project	STIP Amend. No.
16		316013B	WDO-444	21	0.320	CE	Yes	SRMP 000.71	SRMP 001.03	193,932	17-01

SR 160/Ramsey Rd SE to E of Estonia Ct SE - ADA Compliance

ADA curb ramps do not meet current ADA standards. Upgrading curb ramps to current standards will improve pedestrian access and has the potential to improve safety.

Funding

Phase	Start Date	Federal	Fund Code	Federal Funds		State Funds	Local Funds	Total
				Federal	State Fund Code			
PE	2018		STP	56,544		0	2,356	58,900
RW	2019		STP	10,618		0	442	11,060
CN	2019		STP	121,493		0	2,479	123,972
Project Totals				188,655		0	5,277	193,932

Expenditure Schedule

Phase	1st	2nd	3rd	4th	5th & 6th
ALL	0	58,900	135,032	0	0
Totals	0	58,900	135,032	0	0

Washington State S. T. I. P.

2017 to 2020

(Project Funds to Nearest Dollar)

MPO/RTPO: PSRC

Y Inside

N Outside

November 17, 2017

County:

Agency: WSDOT - OLY

Func Cls	Project Number	PIN	STIP ID	Imp Type	Total Project Length	Environmental Type	RW Required	Begin Termini	End Termini	Total Est. Cost of Project	STIP Amend. No.
14		316132A	WDO-377	03	0.050	CE	No	Milepost 25.78	Milepost 25.83	20,000,000	1710 AdMod

SR 161/31st Ave SW Overcrossing - Widening

Traffic analysis, right-of-way, and design on the 31st Ave overpass in Puyallup's South Hill.

Funding

Phase	Start Date	Federal	Fund Code	Federal Funds	State Fund Code	State Funds	Local Funds	Total
RW	2018		STP	294,000		0	6,000	300,000
Project Totals				294,000		0	6,000	300,000

Expenditure Schedule

Phase	1st	2nd	3rd	4th	5th & 6th
ALL	0	300,000	0	0	0
Totals	0	300,000	0	0	0

Washington State S. T. I. P.

2017 to 2020

(Project Funds to Nearest Dollar)

MPO/RTPO: PSRC

Y Inside

N Outside

November 17, 2017

County:

Agency: WSDOT - OLY

Func Cls	Project Number	PIN	STIP ID	Imp Type	Total Project Length	Environmental Type	RW Required	Begin Termini	End Termini	Total Est. Cost of Project	STIP Amend. No.
14		316141B	WDO-441	21	13.930	CE	Yes	SRMP 016.39	SRMP 030.32	1,784,609	17-01

SR 161/S of 224th St E to S of Todd Rd NW - ADA Compliance

ADA curb ramps do not meet current ADA standards. Upgrading curb ramps to current standards will improve pedestrian access and has the potential to improve safety.

Funding

Phase	Start Date	Federal	Fund Code	Federal Funds		State Fund Code	State Funds	Local Funds	Total
PE	2020		STP	273,143			0	11,381	284,524
RW	2020		STP	33,046			0	674	33,720
CN	2020		STP	1,437,038			0	29,327	1,466,365
Project Totals				1,743,227			0	41,382	1,784,609

Expenditure Schedule

Phase	1st	2nd	3rd	4th	5th & 6th
ALL	0	0	0	1,784,609	0
Totals	0	0	0	1,784,609	0

Washington State S. T. I. P.

2017 to 2020

(Project Funds to Nearest Dollar)

MPO/RTPO: PSRC

Y Inside

N Outside

November 17, 2017

County:

Agency: WSDOT - OLY

Func Cls	Project Number	PIN	STIP ID	Imp Type	Total Project Length	Environmental Type	RW Required	Begin Termini	End Termini	Total Est. Cost of Project	STIP Amend. No.
06		316102D	WDO-443	21	9.130	CE	Yes	SRMP 000.00	SRMP 009.13	347,530	17-01

SR 161/SR 7 to S of 360th St CT E - ADA Compliance

ADA curb ramps do not meet current ADA standards. Upgrading curb ramps to current standards will improve pedestrian access and has the potential to improve safety.

Funding

Phase	Start Date	Federal Funds		State Funds		Local Funds	Total	
		Federal	Fund Code	State Fund Code	State Funds			
PE	2020		STP		45,523	0	1,897	47,420
RW	2020		STP		11,015	0	225	11,240
CN	2020		STP		283,093	0	5,777	288,870
		Project Totals			339,631	0	7,899	347,530

Expenditure Schedule

Phase	1st	2nd	3rd	4th	5th & 6th
ALL	0	0	0	347,530	0
Totals	0	0	0	347,530	0

Washington State S. T. I. P.

2017 to 2020

(Project Funds to Nearest Dollar)

MPO/RTPO: PSRC

Y Inside

N Outside

November 17, 2017

County:

Agency: WSDOT - OLY

Func Cls	Project Number	PIN	STIP ID	Imp Type	Total Project Length	Environmental Type	RW Required	Begin Termini	End Termini	Total Est. Cost of Project	STIP Amend. No.
16		316203B	WDO-446	28	6.920	CE	Yes	SRMP 004.00	SRMP 010.92	106,961	17-06

SR 162/E of 96th St E to W of Orville Rd E- ADA Compliance

ADA curb ramps do not meet current ADA standards. Upgrading curb ramps to current standards will improve pedestrian access and has the potential to improve safety.

Funding

Phase	Start Date	Federal	Fund Code	Federal Funds		State Fund Code	State Funds	Local Funds	Total
PE	2018		STP	49,008			0	2,042	51,050
RW	2018		STP	11,329			0	231	11,560
CN	2019		STP	43,464			0	887	44,351
Project Totals				103,801			0	3,160	106,961

Expenditure Schedule

Phase	1st	2nd	3rd	4th	5th & 6th
ALL	0	62,610	44,351	0	0
Totals	0	62,610	44,351	0	0

Washington State S. T. I. P.

2017 to 2020

(Project Funds to Nearest Dollar)

MPO/RTPO: PSRC

Y Inside

N Outside

November 17, 2017

County:

Agency: WSDOT - OLY

Func Cls	Project Number	PIN	STIP ID	Imp Type	Total Project Length	Environmental Type	RW Required	Begin Termini	End Termini	Total Est. Cost of Project	STIP Amend. No.
16		316201F	WDO-422	21	4.030	CE	No	SRMP 000.00	SRMP 004.03	237,892	1701 AdMod

SR 162/SR 410 to S of 96th St E - ADA Compliance

ADA curb ramps do not meet current ADA standards. Upgrading curb ramps to current standards will improve pedestrian access and has the potential to improve safety.

Funding

Phase	Start Date	Federal Fund Code	Federal Funds		State Fund Code	State Funds	Local Funds	Total
			Federal	Fund Code				
PE	2017	STP	50,431			0	2,119	52,550
CN	2017	STP	181,636			0	3,706	185,342
Project Totals			232,067			0	5,825	237,892

Expenditure Schedule

Phase	1st	2nd	3rd	4th	5th & 6th
ALL	237,892	0	0	0	0
Totals	237,892	0	0	0	0

Washington State S. T. I. P.

2017 to 2020

(Project Funds to Nearest Dollar)

MPO/RTPO: PSRC

Y Inside

N Outside

November 17, 2017

County:

Agency: WSDOT - OLY

Func Cls	Project Number	PIN	STIP ID	Imp Type	Total Project Length	Environmental Type	RW Required	Begin Termini	End Termini	Total Est. Cost of Project	STIP Amend. No.
06		316214A	WDO-450	21	0.000	EA	Yes	SRMP 015.80	SRMP 015.81	422,367	17-01

SR 162/Vicinity W of South Prairie - Culvert Replacement

The existing culvert at this location is experiencing structural failure. This project will replace or repair the existing culvert providing improved drainage and preserving the structural integrity of the roadway. Replace existing culvert #28384.

Funding

Phase	Start Date	Federal	Fund Code	Federal Funds	State Fund Code	State Funds	Local Funds	Total
PE	2019		STP	176,893		0	7,371	184,264
RW	2020		STP	50,568		0	1,032	51,600
Project Totals				227,461		0	8,403	235,864

Expenditure Schedule

Phase	1st	2nd	3rd	4th	5th & 6th
ALL	0	0	184,264	51,600	0
Totals	0	0	184,264	51,600	0

Washington State S. T. I. P.

2017 to 2020

(Project Funds to Nearest Dollar)

MPO/RTPO: PSRC

Y Inside

N Outside

November 17, 2017

County:

Agency: WSDOT - OLY

Func Cls	Project Number	PIN	STIP ID	Imp Type	Total Project Length	Environmental Type	RW Required	Begin Termini	End Termini	Total Est. Cost of Project	STIP Amend. No.
14		316302B	WDO-451	21	0.750	CE	Yes	SRMP 002.35	SRMP 003.10	412,657	17-01

SR 163/N 46th St to N 54th St - ADA Compliance

ADA curb ramps do not meet current ADA standards. Upgrading curb ramps to current standards will improve pedestrian access and has the potential to improve safety.

Funding

Phase	Start Date	Federal	Fund Code	Federal Funds		State Fund Code	State Funds	Local Funds	Total
PE	2018		NHPP	75,441			0	3,143	78,584
RW	2019		NHPP	10,731			0	219	10,950
CN	2019		NHPP	316,661			0	6,462	323,123
Project Totals				402,833			0	9,824	412,657

Expenditure Schedule

Phase	1st	2nd	3rd	4th	5th & 6th
ALL	0	78,584	334,073	0	0
Totals	0	78,584	334,073	0	0

Washington State S. T. I. P.

2017 to 2020

(Project Funds to Nearest Dollar)

MPO/RTPO: PSRC

Y Inside

N Outside

November 17, 2017

County:

Agency: WSDOT - OLY

Func Cls	Project Number	PIN	STIP ID	Imp Type	Total Project Length	Environmental Type	RW Required	Begin Termini	End Termini	Total Est. Cost of Project	STIP Amend. No.
14		316303C	WDO-442	21	2.320	CE	Yes	SRMP 000.01	SRMP 002.33	1,423,759	17-01

SR 163/S Pearl St to N of N 45th St - ADA Compliance

ADA curb ramps do not meet current ADA standards. Upgrading curb ramps to current standards will improve pedestrian access and has the potential to improve safety.

Funding

Phase	Start Date	Federal	Fund Code	Federal Funds	State Fund Code	State Funds	Local Funds	Total
PE	2020		STP	197,622		0	8,234	205,856
Project Totals				197,622		0	8,234	205,856

Expenditure Schedule

Phase	1st	2nd	3rd	4th	5th & 6th
ALL	0	0	0	205,856	0
Totals	0	0	0	205,856	0

Washington State S. T. I. P.

2017 to 2020

(Project Funds to Nearest Dollar)

MPO/RTPO: PSRC

Y Inside

N Outside

November 17, 2017

County:

Agency: WSDOT - OLY

Func Cls	Project Number	PIN	STIP ID	Imp Type	Total Project Length	Environmental Type	RW Required	Begin Termini	End Termini	Total Est. Cost of Project	STIP Amend. No.
16		316501D	WDO-445	21	12.040	CE	Yes	SRMP 009.20	SRMP 021.24	200,865	17-01

SR 165/N of Lilly Creek Rd E to Jct SR 410 - ADA Compliance

This project will look at the ADA curb ramps within the project area to determine if they meet current ADA standards. Upgrading curb ramps to current standards will improve pedestrian access and has the potential to improve safety.

Funding

Phase	Start Date	Federal	Fund Code	Federal Funds		State Fund Code	State Funds	Local Funds	Total
PE	2019		STP	25,732			0	1,072	26,804
RW	2019		STP	10,751			0	219	10,970
CN	2020		STP	159,829			0	3,262	163,091
Project Totals				196,312			0	4,553	200,865

Expenditure Schedule

Phase	1st	2nd	3rd	4th	5th & 6th
ALL	0	0	37,774	163,091	0
Totals	0	0	37,774	163,091	0

Washington State S. T. I. P.

2017 to 2020

(Project Funds to Nearest Dollar)

MPO/RTPO: PSRC

Y Inside

N Outside

November 17, 2017

County:

Agency: WSDOT - OLY

Func Cls	Project Number	PIN	STIP ID	Imp Type	Total Project Length	Environmental Type	RW Required	Begin Termini	End Termini	Total Est. Cost of Project	STIP Amend. No.
16		316514A	WDO-398	20	0.990	DCE	No	MP 16.25	MP 17.24	523,558	

SR 165/Wilkeson Creek Bridge to N of Pearl St Ct - Stormwater Retrofit

This project will make drainage improvements to the section of SR 165 from Wilkeson Creek Bridge to North of Pearl St. Ct. to direct stormwater runoff away from Wilkeson Creek and sensitive areas.

Funding

Phase	Start Date	Federal	Fund Code	Federal Funds	State Fund Code	State Funds	Local Funds	Total
CN	2018		STP	402,662		0	8,218	410,880
Project Totals				402,662		0	8,218	410,880

Expenditure Schedule

Phase	1st	2nd	3rd	4th	5th & 6th
ALL	0	410,880	0	0	0
Totals	0	410,880	0	0	0

Washington State S. T. I. P.

2017 to 2020

(Project Funds to Nearest Dollar)

MPO/RTPO: PSRC

Y Inside

N Outside

November 17, 2017

County:

Agency: WSDOT - OLY

Func Cls	Project Number	PIN	STIP ID	Imp Type	Total Project Length	Environmental Type	RW Required	Begin Termini	End Termini	Total Est. Cost of Project	STIP Amend. No.
16		316614E	WDO-447	21	1.750	CE	Yes	SRMP 003.35	SRMP 005.10	612,982	17-01

SR 166/Blackjack Creek to Whittier Ave - ADA Compliance

ADA curb ramps do not meet current ADA standards. Upgrading curb ramps to current standards will improve pedestrian access and has the potential to improve safety.

Funding

Phase	Start Date	Federal	Fund Code	Federal Funds		State Funds	Local Funds	Total
				Fund Code	Funds			
PE	2018		STP		82,838	0	3,452	86,290
RW	2018		STP		10,731	0	219	10,950
CN	2019		STP		505,427	0	10,315	515,742
Project Totals					598,996	0	13,986	612,982

Expenditure Schedule

Phase	1st	2nd	3rd	4th	5th & 6th
ALL	0	97,240	515,742	0	0
Totals	0	97,240	515,742	0	0

Washington State S. T. I. P.

2017 to 2020

(Project Funds to Nearest Dollar)

MPO/RTPO: PSRC

Y Inside

N Outside

November 17, 2017

County:

Agency: WSDOT - OLY

Func Cls	Project Number	PIN	STIP ID	Imp Type	Total Project Length	Environmental Type	RW Required	Begin Termini	End Termini	Total Est. Cost of Project	STIP Amend. No.
12		316706T	WDO-410	28	6.200	EIS	Yes	Milepost 2.37	Milepost 6.04	441,050,000	17-07

SR 167/I-5 to SR 161 Stage 2

Construction of new four lane alignment on SR 167 between I-5 in Tacoma and SR 161 in Puyallup and includes new interchanges at SR 161 and Valley Avenue. This is a multiyear project and the programming reflects the funds available within the span of the regional TIP.

Funding

Phase	Start Date	Federal	Fund Code	Federal Funds		State Fund Code	State Funds	Local Funds	Total
PE	2017			0		CWA	5,624,392	0	5,624,392
RW	2019			0		CWA	13,150,000	0	13,150,000
Project Totals				0			18,774,392	0	18,774,392

Expenditure Schedule

Phase	1st	2nd	3rd	4th	5th & 6th
ALL	5,624,392	0	13,150,000	0	0
Totals	5,624,392	0	13,150,000	0	0

Washington State S. T. I. P.

2017 to 2020

(Project Funds to Nearest Dollar)

MPO/RTPO: PSRC

Y Inside

N Outside

November 17, 2017

County:

Agency: WSDOT - OLY

Func Cls	Project Number	PIN	STIP ID	Imp Type	Total Project Length	Environmental Type	RW Required	Begin Termini	End Termini	Total Est. Cost of Project	STIP Amend. No.
12		316707T	WDO-449	01	2.390	EIS	Yes	SRMP 000.00	SRMP 002.39	491,850,000	17-07

SR 167/I-5 to SR 509 - Stage 1

Construction of new four lane alignment on SR 167 between I-5 and SR 509. Included are new interchanges at I-5, SR 509 and 54th Avenue. This is a multiyear project and the programming reflects the funds available within the span of the regional TIP.

Funding

Phase	Start Date	Federal	Fund Code	Federal Funds		State Funds	Local Funds	Total
					State Fund Code			
PE	2017			0	CWA	20,000,000	0	20,000,000
RW	2017			0	CWA	86,850,000	0	86,850,000
CN	2019			0	CWA	46,600,000	0	46,600,000
CN	2019			0		0	35,000,000	35,000,000
Project Totals				0		153,450,000	35,000,000	188,450,000

Expenditure Schedule

Phase	1st	2nd	3rd	4th	5th & 6th
ALL	106,850,000	0	81,600,000	0	0
Totals	106,850,000	0	81,600,000	0	0

Washington State S. T. I. P.

2017 to 2020

(Project Funds to Nearest Dollar)

MPO/RTPO: PSRC

Y Inside

N Outside

November 17, 2017

County:

Agency: WSDOT - OLY

Func Cls	Project Number	PIN	STIP ID	Imp Type	Total Project Length	Environmental Type	RW Required	Begin Termini	End Termini	Total Est. Cost of Project	STIP Amend. No.
14		316706C	WDO-433	03	8.570	CE	No	SRMP 005.75	SRMP 014.32	6,015,000	1705 AdMod

SR 167/SR 410 to SR 18 - Congestion Management

This section of SR 167 experiences severe congestion and operational problems due to high traffic volumes. By re-striping the existing roadway to create a NB HOV lane, installing lane control signing, CCTV cameras, ITS Fiber connections, data stations, ramp meters, variable message sign and illumination, this project will reduce congestion and improve motorist safety. 316706C(Fed) and 316706Q(State Match).

Funding

Phase	Start Date	Federal Fund Code	Federal Funds		State Fund Code	State Funds	Local Funds	Total
			Federal	Fund Code				
PE	2019	STP(UL)	315,000			0	100,000	415,000
CN	2020	STP(UL)	4,700,000			0	900,000	5,600,000
Project Totals			5,015,000			0	1,000,000	6,015,000

Expenditure Schedule

Phase	1st	2nd	3rd	4th	5th & 6th
ALL	0	0	415,000	5,600,000	0
Totals	0	0	415,000	5,600,000	0

Washington State S. T. I. P.

2017 to 2020

(Project Funds to Nearest Dollar)

MPO/RTPO: PSRC

Y Inside

N Outside

November 17, 2017

County:

Agency: WSDOT - OLY

Func CIs	Project Number	PIN	STIP ID	Imp Type	Total Project Length	Environmental Type	RW Required	Begin Termini	End Termini	Total Est. Cost of Project	STIP Amend. No.
12		316707C	WDO-421	21	8.570	EA	No	SRMP 005.75	SRMP 014.32	500,000	

SR 167/SR 410 to SR 18 - Safety

This project will install cable median barrier and guardrail as part of the SR 167/SR 410 to SR 18 - Congestion Management project.

Funding

Phase	Start Date	Federal Fund Code	Federal Funds		State Fund Code	State Funds	Local Funds	Total
			Federal	State				
CN	2018	STP	480,000			0	20,000	500,000
Project Totals			480,000			0	20,000	500,000

Expenditure Schedule

Phase	1st	2nd	3rd	4th	5th & 6th
ALL	0	500,000	0	0	0
Totals	0	500,000	0	0	0

Washington State S. T. I. P.

2017 to 2020

(Project Funds to Nearest Dollar)

MPO/RTPO: PSRC

Y Inside

N Outside

November 17, 2017

County:

Agency: WSDOT - OLY

Func Cls	Project Number	PIN	STIP ID	Imp Type	Total Project Length	Environmental Type	RW Required	Begin Termini	End Termini	Total Est. Cost of Project	STIP Amend. No.
12	0003(129)	300394A	WDO-415	20	0.010	DCE	Yes	Begin SRMP 040.96	End SRMP 040.97	46,705,484	17-09

SR 3/Chico Creek - Remove Fish Barrier

The existing drainage structure at this location has been identified as a fish passage barrier. By replacing the existing structure with a fish passable structure, the restriction to fish passage will be eliminated. Remove fish passage barrier (15.0229 0.10).

Funding

Phase	Start Date	Federal Fund Code	Federal Funds	State Fund Code	State Funds	Local Funds	Total
PE	2018	NHPP	4,622,359		0	192,027	4,814,386
RW	2019	NHPP	569,576		0	11,624	581,200
CN	2020	NHPP	40,360,320		0	823,680	41,184,000
Project Totals			45,552,255		0	1,027,331	46,579,586

Expenditure Schedule

Phase	1st	2nd	3rd	4th	5th & 6th
ALL	0	4,814,386	581,200	41,184,000	0
Totals	0	4,814,386	581,200	41,184,000	0

Washington State S. T. I. P.

2017 to 2020

(Project Funds to Nearest Dollar)

MPO/RTPO: PSRC

Y Inside

N Outside

November 17, 2017

County:

Agency: WSDOT - OLY

Func Cls	Project Number	PIN	STIP ID	Imp Type	Total Project Length	Environmental Type	RW Required	Begin Termini	End Termini	Total Est. Cost of Project	STIP Amend. No.
12		300398K	WDO-458	20	0.110	CE	Yes	40.97	41.08	7,044,400	17-10

SR 3/Chico Way Bridge Vic - Remove Fish Barriers

The existing drainage structure at this location has been identified as a fish passage barrier. By replacing the existing structure with a fish passable structure, the restriction to fish passage will be eliminated. Remove fish passage barriers (991907)(996795)(996794).

Funding

Phase	Start Date	Federal	Fund Code	Federal Funds	State Fund Code	State Funds	Local Funds	Total
PE	2018		NHPP	692,640		0	28,860	721,500
RW	2019		NHPP	142,394		0	2,906	145,300
CN	2020		NHPP	6,054,048		0	123,552	6,177,600
Project Totals				6,889,082		0	155,318	7,044,400

Expenditure Schedule

Phase	1st	2nd	3rd	4th	5th & 6th
ALL	0	721,500	145,300	6,177,600	0
Totals	0	721,500	145,300	6,177,600	0

Washington State S. T. I. P.

2017 to 2020

(Project Funds to Nearest Dollar)

MPO/RTPO: PSRC

Y Inside

N Outside

November 17, 2017

County:

Agency: WSDOT - OLY

Func Cls	Project Number	PIN	STIP ID	Imp Type	Total Project Length	Environmental Type	RW Required	Begin Termini	End Termini	Total Est. Cost of Project	STIP Amend. No.
14	0016(032)	300367B	WDO-425	21	14.650	CE	No	SRMP 038.53	SRMP 053.18	4,760,547	1703 AdMod

SR 3/Kitsap Way to SR 305 - Install Cable Barrier

Through a statewide analysis, it has been determined that placing median barrier on limited access divided highways is a cost effective method of reducing the severity of cross over collisions. The purpose of this project is to improve safety by upgrading the existing 3-cable median barrier with 4-cable median barrier. This has the potential to reduce the incidences of vehicles crossing through the median into the opposite direction of travel.

Funding

Phase	Start Date	Federal	Fund Code	Federal Funds		State Fund Code	State Funds	Local Funds	Total
CN	2017		NHPP	4,409,872			0	89,997	4,499,869
Project Totals				4,409,872			0	89,997	4,499,869

Expenditure Schedule

Phase	1st	2nd	3rd	4th	5th & 6th
ALL	4,499,869	0	0	0	0
Totals	4,499,869	0	0	0	0

Washington State S. T. I. P.

2017 to 2020

(Project Funds to Nearest Dollar)

MPO/RTPO: PSRC

Y Inside

N Outside

November 17, 2017

County:

Agency: WSDOT - OLY

Func Cls	Project Number	PIN	STIP ID	Imp Type	Total Project Length	Environmental Type	RW Required	Begin Termini	End Termini	Total Est. Cost of Project	STIP Amend. No.
14		300303C	WDO-409	04	0.730	CE	No	36.07	36.88	4,200,000	1703 AdMod

SR 3/SR 304 Interchange - Interchange Modification

This interchange has traffic congestion during peak hours at the SB merge from SR 304 to SR 3 and due to the lane reduction on SR 3 at MP 36.70. This project will provide interchange improvements by re-striping SR 3 between MP 36.07 and MP 36.88 to create a second south-bound lane and extend an HOV lane along the west-bound SR 304 on-ramp ending 100' after the bridge over SR 3. Also included will be pavement repairs, guardrail work, added illumination, ITS cameras, roadway delineation, signing revisions and improvements for sight distance. This is expected to improve mobility and safety on both SR 3 and SR 304.

Funding

Phase	Start Date	Federal Fund Code	Federal Funds	State Fund Code	State Funds	Local Funds	Total
CN	2017		0	CWA	3,700,000	0	3,700,000
Project Totals			0		3,700,000	0	3,700,000

Expenditure Schedule

Phase	1st	2nd	3rd	4th	5th & 6th
ALL	3,700,000	0	0	0	0
Totals	3,700,000	0	0	0	0

Washington State S. T. I. P.

2017 to 2020

(Project Funds to Nearest Dollar)

MPO/RTPO: PSRC

Y Inside

N Outside

November 17, 2017

County:

Agency: WSDOT - OLY

Func Cls	Project Number	PIN	STIP ID	Imp Type	Total Project Length	Environmental Type	RW Required	Begin Termini	End Termini	Total Est. Cost of Project	STIP Amend. No.
14		300306D	WDO-463	14	6.440	CE	No	38.29	44.73	49,212	17-10

SR 3/SR 304 on Ramp to N of Anderson Hill RD - Special Repair

The strip seal expansion joints on these structures have reached their usable service life and need replacement. The bridge deck degrading needs to be addressed. This project will replace the strip seals expansion joints and fixed the bridge deck to extend the service life of these structures. Expansion joint and deck repair 003/118E, 123E, 124E, 128E & 130E.

Funding

Phase	Start Date	Federal Fund Code	Federal Funds		State Fund Code	State Funds	Local Funds	Total
PE	2018	NHPP		4,277		0	178	4,455
CN	2019	NHPP		43,862		0	895	44,757
Project Totals				48,139		0	1,073	49,212

Expenditure Schedule

Phase	1st	2nd	3rd	4th	5th & 6th
ALL	0	4,455	44,757	0	0
Totals	0	4,455	44,757	0	0

Washington State S. T. I. P.

2017 to 2020

(Project Funds to Nearest Dollar)

MPO/RTPO: PSRC

Y Inside

N Outside

November 17, 2017

County:

Agency: WSDOT - OLY

Func Cls	Project Number	PIN	STIP ID	Imp Type	Total Project Length	Environmental Type	RW Required	Begin Termini	End Termini	Total Est. Cost of Project	STIP Amend. No.
14		330201C	WDO-440	21	6.070	CE	Yes	SRMP 010.80	SRMP 016.87	88,004	17-01

SR 302/E of Elgin Clifton Rd to SR 16 - ADA Compliance

ADA curb ramps do not meet current ADA standards. Upgrading curb ramps to current standards will improve pedestrian access and has the potential to improve safety.

Funding

Phase	Start Date	Federal	Fund Code	Federal Funds		State Fund Code	State Funds	Local Funds	Total
PE	2020		STP	22,061			0	919	22,980
RW	2020		STP	10,947			0	223	11,170
CN	2020		STP	52,777			0	1,077	53,854
Project Totals				85,785			0	2,219	88,004

Expenditure Schedule

Phase	1st	2nd	3rd	4th	5th & 6th
ALL	0	0	0	88,004	0
Totals	0	0	0	88,004	0

Washington State S. T. I. P.

2017 to 2020

(Project Funds to Nearest Dollar)

MPO/RTPO: PSRC

Y Inside

N Outside

November 17, 2017

County:

Agency: WSDOT - OLY

Func Cls	Project Number	PIN	STIP ID	Imp Type	Total Project Length	Environmental Type	RW Required	Begin Termini	End Termini	Total Est. Cost of Project	STIP Amend. No.
14		330229A	WDO-428	20	0.010	CE	Yes	SRMP 011.42	SRMP 011.51	3,505,582	1710 AdMod

SR 302/Little Minter Creek - Remove Fish Barriers

The existing drainage structures at these location have been identified as fish passage barriers. By replacing the existing structures with fish passable structures, the restriction to fish passage will be eliminated. Remove fish passage barriers (15.0051 0.10)(15.0051 0.20).

Funding

Phase	Start Date	Federal Fund Code	Federal Funds		State Fund Code	State Funds	Local Funds	Total
			Federal	Funds				
PE	2017			0	CWA	590,132	0	590,132
RW	2018	NHPP		144,991		0	2,959	147,950
CN	2019	NHPP		2,712,150		0	55,350	2,767,500
Project Totals				2,857,141		590,132	58,309	3,505,582

Expenditure Schedule

Phase	1st	2nd	3rd	4th	5th & 6th
ALL	590,132	147,950	2,767,500	0	0
Totals	590,132	147,950	2,767,500	0	0

Washington State S. T. I. P.

2017 to 2020

(Project Funds to Nearest Dollar)

MPO/RTPO: PSRC

Y Inside

N Outside

November 17, 2017

County:

Agency: WSDOT - OLY

Func Cls	Project Number	PIN	STIP ID	Imp Type	Total Project Length	Environmental Type	RW Required	Begin Termini	End Termini	Total Est. Cost of Project	STIP Amend. No.
14		330227A	WDO-429	20	0.010	CE	Yes	SRMP 011.21	SRMP 011.35	8,335,681	1704 AdMod

SR 302/Minter Creek - Remove Fish Barrier

The existing drainage structure at this location has been identified as a fish passage barrier. By replacing the existing structure with a fish passable structure, the restriction to fish passage will be eliminated.(990286).

Funding

Phase	Start Date	Federal Fund Code	Federal Funds		State Fund Code	State Funds	Local Funds	Total
			Federal	Funds				
PE	2017			0	CWA	828,803	0	828,803
RW	2018		NHPP	79,086		0	1,614	80,700
CN	2019		NHPP	6,943,104		0	141,696	7,084,800
Project Totals				7,022,190		828,803	143,310	7,994,303

Expenditure Schedule

Phase	1st	2nd	3rd	4th	5th & 6th
ALL	828,803	80,700	7,084,800	0	0
Totals	828,803	80,700	7,084,800	0	0

Washington State S. T. I. P.

2017 to 2020

(Project Funds to Nearest Dollar)

MPO/RTPO: PSRC

Y Inside

N Outside

November 17, 2017

County:

Agency: WSDOT - OLY

Func Cls	Project Number	PIN	STIP ID	Imp Type	Total Project Length	Environmental Type	RW Required	Begin Termini	End Termini	Total Est. Cost of Project	STIP Amend. No.
14	0302(009)	330223A	WDO-430	14	0.100	CE	Yes	SRMP 015.69	SRMP 015.79	5,902,958	1705 AdMod

SR 302/Purdy Bridge - Bridge Rehabilitation

The existing bridge built in 1936 is structurally deficient. By rehabilitating the columns, beams, and sidewalks the structural and functional integrity of the bridge will be preserved. Rehabilitate columns, beams and sidewalks on bridge 302/105.

Funding

Phase	Start Date	Federal Fund Code	Federal Funds		State Fund Code	State Funds	Local Funds	Total
			Federal	Funds				
PE	2017	NHPP		481,259		0	20,052	501,311
RW	2017	NHPP		76,190		0	1,555	77,745
CN	2019	NHPP		5,217,424		0	106,478	5,323,902
Project Totals				5,774,873		0	128,085	5,902,958

Expenditure Schedule

Phase	1st	2nd	3rd	4th	5th & 6th
ALL	579,056	0	5,323,902	0	0
Totals	579,056	0	5,323,902	0	0

Washington State S. T. I. P.

2017 to 2020

(Project Funds to Nearest Dollar)

MPO/RTPO: PSRC

Y Inside

N Outside

November 17, 2017

County:

Agency: WSDOT - OLY

Func Cls	Project Number	PIN	STIP ID	Imp Type	Total Project Length	Environmental Type	RW Required	Begin Termini	End Termini	Total Est. Cost of Project	STIP Amend. No.
14		330201D	WDO-456	14	0.100	CE	No	SRMP 015.69	SRMP 015.79	452,239	17-09

SR 302/Purdy Bridge - Concrete Bridge Deck Repair

The existing bridge deck has deteriorated. By rehabilitating the existing bridge deck, the structure and functional integrity of this bridge will be preserved. Concrete polymer overlay bridge #302/105.

Funding

Phase	Start Date	Federal	Fund Code	Federal Funds		State Fund Code	State Funds	Local Funds	Total
PE	2018		NHPP	39,329			0	1,638	40,967
CN	2018		NHPP	403,047			0	8,225	411,272
Project Totals				442,376			0	9,863	452,239

Expenditure Schedule

Phase	1st	2nd	3rd	4th	5th & 6th
ALL	0	452,239	0	0	0
Totals	0	452,239	0	0	0

Washington State S. T. I. P.

2017 to 2020

(Project Funds to Nearest Dollar)

MPO/RTPO: PSRC

Y Inside

N Outside

November 17, 2017

County:

Agency: WSDOT - OLY

Func Cls	Project Number	PIN	STIP ID	Imp Type	Total Project Length	Environmental Type	RW Required	Begin Termini	End Termini	Total Est. Cost of Project	STIP Amend. No.
14		330228A	WDO-457	20	0.010	CE	Yes	16.04	16.05	14,380,920	17-10

SR 302/Purdy Creek (SPUR) - Remove Fish Barrier

The existing drainage structure at this location has been identified as a fish passage barrier. By replacing the existing structure with a fish passable structure, the restriction to fish passage will be eliminated. Remove fish passage barrier (990345).

Funding

Phase	Start Date	Federal	Fund Code	Federal Funds	State Fund Code	State Funds	Local Funds	Total
PE	2018		NHPP	1,438,560		0	59,940	1,498,500
RW	2019		NHPP	166,522		0	3,398	169,920
Project Totals				1,605,082		0	63,338	1,668,420

Expenditure Schedule

Phase	1st	2nd	3rd	4th	5th & 6th
ALL	0	1,498,500	169,920	0	0
Totals	0	1,498,500	169,920	0	0

Washington State S. T. I. P.

2017 to 2020

(Project Funds to Nearest Dollar)

MPO/RTPO: PSRC

Y Inside

N Outside

November 17, 2017

County:

Agency: WSDOT - OLY

Func Cls	Project Number	PIN	STIP ID	Imp Type	Total Project Length	Environmental Type	RW Required	Begin Termini	End Termini	Total Est. Cost of Project	STIP Amend. No.
14	0304(016)	330401C	WDO-436	21	0.980	CE	Yes	SRMP 001.66	SRMP 002.64	828,006	

SR 304/E of Jct to SR 310 to SR - ADA Compliance

This project will look at the ADA curb ramps within the project area to determine if they meet current ADA standards. Upgrading curb ramps to current standards will improve pedestrian access and has the potential to improve safety.

Funding

Phase	Start Date	Federal Fund Code	Federal Funds	State Fund Code	State Funds	Local Funds	Total
RW	2017	STP	30,576		0	624	31,200
CN	2017	STP	673,093		0	13,193	686,286
Project Totals			703,669		0	13,817	717,486

Expenditure Schedule

Phase	1st	2nd	3rd	4th	5th & 6th
ALL	717,486	0	0	0	0
Totals	717,486	0	0	0	0

Washington State S. T. I. P.

2017 to 2020

(Project Funds to Nearest Dollar)

MPO/RTPO: PSRC

Y Inside

N Outside

November 17, 2017

County:

Agency: WSDOT - OLY

Func Cls	Project Number	PIN	STIP ID	Imp Type	Total Project Length	Environmental Type	RW Required	Begin Termini	End Termini	Total Est. Cost of Project	STIP Amend. No.
14		330524A	WDO-448	14	0.230	EA	No	SRMP 006.82	SRMP 007.05	15,293,460	1706 AdMod

SR 305/Agate Pass Bridge - Bridge Painting

The steel components of this structure require cleaning and painting to delay deterioration. By painting this structure, the service life of the bridge will be extended. Paint steel bridge 305/10.

Funding

Phase	Start Date	Federal Fund Code	Federal Funds		Local Funds	Total		
			State Fund Code	State Funds				
PE	2018			0	CWA	1,352,212	0	1,352,212
CN	2019			0	CWA	13,941,248	0	13,941,248
Project Totals				0		15,293,460	0	15,293,460

Expenditure Schedule

Phase	1st	2nd	3rd	4th	5th & 6th
ALL	0	1,352,212	13,941,248	0	0
Totals	0	1,352,212	13,941,248	0	0

Washington State S. T. I. P.

2017 to 2020

(Project Funds to Nearest Dollar)

MPO/RTPO: PSRC

Y Inside

N Outside

November 17, 2017

County:

Agency: WSDOT - OLY

Func Cls	Project Number	PIN	STIP ID	Imp Type	Total Project Length	Environmental Type	RW Required	Begin Termini	End Termini	Total Est. Cost of Project	STIP Amend. No.
02		330528C	WDO-411	21	13.500	CE	Yes	Milepost 0.02	Milepost 11.43	36,800,000	17-01

SR 305/Winslow Ferry to Hostmark St - Safety Improvements

Constructs safety and mobility improvements on SR 305 from the Bainbridge Ferry Terminal to Hostmark Street. Improvements may include transit jump lanes, signal timing improvements, turn lanes, possible roundabouts or signals, as well as a study of a replacement or rehabilitation of the Agate Pass Bridge. This is a multiyear project and the programming reflects the funds available within the span of the regional TIP.

Funding

Phase	Start Date	Federal Funds		State Fund Code	State Funds	Local Funds	Total
		Federal	Fund Code				
PE	2017	0		CWA	5,210,000	0	5,210,000
RW	2018	0		CWA	1,200,000	0	1,200,000
CN	2019	0		CWA	20,200,000	0	20,200,000
Project Totals		0			26,610,000	0	26,610,000

Expenditure Schedule

Phase	1st	2nd	3rd	4th	5th & 6th
ALL	5,210,000	1,200,000	20,200,000	0	0
Totals	5,210,000	1,200,000	20,200,000	0	0

Washington State S. T. I. P.

2017 to 2020

(Project Funds to Nearest Dollar)

MPO/RTPO: PSRC

Y Inside

N Outside

November 17, 2017

County:

Agency: WSDOT - OLY

Func Cls	Project Number	PIN	STIP ID	Imp Type	Total Project Length	Environmental Type	RW Required	Begin Termini	End Termini	Total Est. Cost of Project	STIP Amend. No.
14	0307(004)	330701C	WDO-435	21	5.250	CE	Yes	SRMP 000.00	SRMP 005.25	109,454	

SR 307/SR 305 to SR 104 - ADA Compliance

This project will look at the ADA curb ramps within the project area to determine if they meet current ADA standards. Upgrading curb ramps to current standards will improve pedestrian access and has the potential to improve safety.

Funding

Phase	Start Date	Federal Fund Code	Federal Funds	State Fund Code	State Funds	Local Funds	Total
RW	2017	STP	10,192		0	208	10,400
CN	2017	STP	55,521		0	1,133	56,654
Project Totals			65,713		0	1,341	67,054

Expenditure Schedule

Phase	1st	2nd	3rd	4th	5th & 6th
ALL	67,054	0	0	0	0
Totals	67,054	0	0	0	0

Washington State S. T. I. P.

2017 to 2020

(Project Funds to Nearest Dollar)

MPO/RTPO: PSRC

Y Inside

N Outside

November 17, 2017

County:

Agency: WSDOT - OLY

Func Cls	Project Number	PIN	STIP ID	Imp Type	Total Project Length	Environmental Type	RW Required	Begin Termini	End Termini	Total Est. Cost of Project	STIP Amend. No.
14		341025A	WDO-401	06	0.000	CE	Yes	MP 19.62	MP 21.45	1,867,064	1701 AdMod

SR 410/Buckley - Rebuild Signals

Several existing signal systems are outdated and require frequent and extensive maintenance. By replacing these obsolete signal systems with new signal systems using current technology and standards, the risk of failure and the high cost of maintenance will be reduced. Rebuild existing signal systems on SR 410.

Funding

Phase	Start Date	Federal Fund Code	Federal Funds		State Fund Code	State Funds	Local Funds	Total
RW	2017		0		CWA	120,890	0	120,890
CN	2018		0		CWA	1,497,124	0	1,497,124
Project Totals			0			1,618,014	0	1,618,014

Expenditure Schedule

Phase	1st	2nd	3rd	4th	5th & 6th
ALL	120,890	1,497,124	0	0	0
Totals	120,890	1,497,124	0	0	0

Washington State S. T. I. P.

2017 to 2020

(Project Funds to Nearest Dollar)

MPO/RTPO: PSRC

Y Inside

N Outside

November 17, 2017

County:

Agency: WSDOT - OLY

Func CIs	Project Number	PIN	STIP ID	Imp Type	Total Project Length	Environmental Type	RW Required	Begin Termini	End Termini	Total Est. Cost of Project	STIP Amend. No.
12		341001B	WDO-439	21	1.910	CE	No	SRMP 009.51	SRMP 011.42	346,204	17-01

SR 410/E of Main Ave to W of 166th Ave E - Install Cable Barrier

Through a statewide analysis, it has been determined that placing median barrier on limited access divided highways is a cost effective method of reducing the severity of cross over collisions. The purpose of this project is to improve safety by upgrading the existing median barrier with 4-cable median barrier. This has the potential to reduce the incidences of vehicles crossing through the median into opposite direction of travel.

Funding

Phase	Start Date	Federal	Fund Code	Federal Funds		Local Funds	Total
				State Fund Code	State Funds		
PE	2019		NHPP		68,181	0	71,022
CN	2020		NHPP		269,678	0	275,182
Project Totals					337,859	0	346,204

Expenditure Schedule

Phase	1st	2nd	3rd	4th	5th & 6th
ALL	0	0	71,022	275,182	0
Totals	0	0	71,022	275,182	0

Washington State S. T. I. P.

2017 to 2020

(Project Funds to Nearest Dollar)

MPO/RTPO: PSRC

Y Inside

N Outside

November 17, 2017

County:

Agency: WSDOT - OLY

Func Cls	Project Number	PIN	STIP ID	Imp Type	Total Project Length	Environmental Type	RW Required	Begin Termini	End Termini	Total Est. Cost of Project	STIP Amend. No.
14		341022A	WDO-464	14	0.080	CE	No	BEG SRMP 008.99	END SRMP 009.07	445,135	17-10

SR 410/White River Bridge - Special Repair

The rubber bolt down expansion joints on this structure have reached their useful life span. By replacing the expansion joints, the structural integrity of this bridge will be preserved. Replace rubber bolt down expansion joints on bridge 410/031.

Funding

Phase	Start Date	Federal Fund Code	Federal Funds	State Fund Code	State Funds	Local Funds	Total
PE	2018	STP	128,218		0	5,342	133,560
CN	2019	STP	305,344		0	6,231	311,575
Project Totals			433,562		0	11,573	445,135

Expenditure Schedule

Phase	1st	2nd	3rd	4th	5th & 6th
ALL	0	133,560	311,575	0	0
Totals	0	133,560	311,575	0	0

Washington State S. T. I. P.

2017 to 2020

(Project Funds to Nearest Dollar)

MPO/RTPO: PSRC

Y Inside

N Outside

November 17, 2017

County:

Agency: WSDOT - OLY

Func Cls	Project Number	PIN	STIP ID	Imp Type	Total Project Length	Environmental Type	RW Required	Begin Termini	End Termini	Total Est. Cost of Project	STIP Amend. No.
12		350916B	WDO-419	21	0.040	CE	Yes	SRMP 004.59	SRMP 004.63	681,760	

SR 509/Tacoma Municipal Belt Line RR Crossing 1.1 Miles W of Norpoint Way - Safety

Based on a statewide analysis of railroad crossing needs, it was determined that this location has the potential to benefit from the installation of advance warning signals at this Tacoma Municipal Belt Line rail crossing on SR 509. By installing advance warning signals at this location, this project has the potential to reduce the frequency of collisions and enhance motorist safety. (#852620R)

Funding

Phase	Start Date	Federal	Fund Code	Federal Funds		State Funds	Local Funds	Total
				State Fund Code	State Funds			
PE	2017		HSIP		128,294	0	5,346	133,640
RW	2017		HSIP		30,988	0	632	31,620
CN	2017		HSIP		506,170	0	10,330	516,500
Project Totals					665,452	0	16,308	681,760

Expenditure Schedule

Phase	1st	2nd	3rd	4th	5th & 6th
ALL	681,760	0	0	0	0
Totals	681,760	0	0	0	0

Washington State S. T. I. P.

2017 to 2020

(Project Funds to Nearest Dollar)

MPO/RTPO: PSRC

Y Inside

N Outside

November 17, 2017

County:

Agency: WSDOT - OLY

Func Cls	Project Number	PIN	STIP ID	Imp Type	Total Project Length	Environmental Type	RW Required	Begin Termini	End Termini	Total Est. Cost of Project	STIP Amend. No.
14		350916C	WDO-420	21	0.040	CE	Yes	SRMP 005.10	SRMP 005.14	679,260	

SR 509/UP RR Crossing 0.6 Miles W of Norpoint Way - Safety

Based on a statewide analysis of railroad crossing needs, it was determined that this location has the potential to benefit from the installation of advance warning signals at this Union Pacific rail crossing on SR 509. By installing advance warning signals at this location, this project has the potential to reduce the frequency of collisions and enhance motorist safety. (#808731S)

Funding

Phase	Start Date	Federal Funds		State Fund Code	State Funds	Local Funds	Total	
		Federal	Fund Code					
PE	2017		HSIP		128,294	0	5,346	133,640
RW	2017		HSIP		30,988	0	632	31,620
CN	2017		HSIP		503,720	0	10,280	514,000
		Project Totals			663,002	0	16,258	679,260

Expenditure Schedule

Phase	1st	2nd	3rd	4th	5th & 6th
ALL	679,260	0	0	0	0
Totals	679,260	0	0	0	0

Washington State S. T. I. P.

2017 to 2020

(Project Funds to Nearest Dollar)

MPO/RTPO: PSRC

Y Inside

N Outside

November 17, 2017

County:

Agency: WSDOT - OLY

Func Cls	Project Number	PIN	STIP ID	Imp Type	Total Project Length	Environmental Type	RW Required	Begin Termini	End Termini	Total Est. Cost of Project	STIP Amend. No.
14		351217D	WDO-434	21	3.330	CE	Yes	SRMP 002.36	SRMP 005.69	339,102	17-10

SR 512/E of Pacific Ave S to E of Canyon Rd E - ADA Compliance

ADA curb ramps do not meet current ADA standards. Upgrading curb ramps to current standards will improve pedestrian access and has the potential to improve safety.

Funding

Phase	Start Date	Federal	Fund Code	Federal Funds		State Fund Code	State Funds	Local Funds	Total
PE	2018		STP	42,652			0	1,777	44,429
RW	2019		STP	12,034			0	246	12,280
CN	2019		STP	276,746			0	5,647	282,393
Project Totals				331,432			0	7,670	339,102

Expenditure Schedule

Phase	1st	2nd	3rd	4th	5th & 6th
ALL	0	44,429	294,673	0	0
Totals	0	44,429	294,673	0	0

Washington State S. T. I. P.

2017 to 2020

(Project Funds to Nearest Dollar)

MPO/RTPO: PSRC

Y Inside

N Outside

November 17, 2017

County:

Agency: WSDOT - OLY

Func CIs	Project Number	PIN	STIP ID	Imp Type	Total Project Length	Environmental Type	RW Required	Begin Termini	End Termini	Total Est. Cost of Project	STIP Amend. No.
12		351218D	WDO-465	14	0.030	CE	No	BEG SRMP 004.35	END SRMP 004.38	179,322	17-10

SR 512/SR 512 Bridge over Waller Rd - Special Repair

The strip seal expansion joints on these structures have reached their usable service life and need replacement. The bridge deck grading needs to be addressed. This project will replace the strip seals expansion joints and fixed the grading on the deck to extend the service life of these structures. Replace expansion joints and deck repair on bridges 512/15N and 512/15S.

Funding

Phase	Start Date	Federal	Fund Code	Federal Funds		State Funds	Local Funds	Total
				State Fund Code	State Funds			
PE	2019		NHPP		43,277	0	1,803	45,080
CN	2020		NHPP		107,394	0	26,848	134,242
Project Totals					150,671	0	28,651	179,322

Expenditure Schedule

Phase	1st	2nd	3rd	4th	5th & 6th
ALL	0	0	45,080	134,242	0
Totals	0	0	45,080	134,242	0

Washington State S. T. I. P.

2017 to 2020

(Project Funds to Nearest Dollar)

MPO/RTPO: PSRC

Y Inside

N Outside

November 17, 2017

County:

Agency: WSDOT - OLY

Func Cls	Project Number	PIN	STIP ID	Imp Type	Total Project Length	Environmental Type	RW Required	Begin Termini	End Termini	Total Est. Cost of Project	STIP Amend. No.
06		300701G	WDO-437	07	0.550	CE	Yes	SRMP 031.25	SRMP 031.80	8,223,200	17-01

SR 7/N of Ohop Valley Rd to N of 416th St E - Safety Improvements

Through a statewide analysis this section of SR 7 has been identified as a Collision Analysis Corridor (CAC). By realigning the roadway, this project has the potential to reduce the frequency of collisions and enhance motorist safety.

Funding

Phase	Start Date	Federal	Fund Code	Federal Funds	State Fund Code	State Funds	Local Funds	Total
PE	2020		HSIP	1,246,080		0	51,920	1,298,000
Project Totals				1,246,080		0	51,920	1,298,000

Expenditure Schedule

Phase	1st	2nd	3rd	4th	5th & 6th
ALL	0	0	0	1,298,000	0
Totals	0	0	0	1,298,000	0

Washington State S. T. I. P.

2017 to 2020

(Project Funds to Nearest Dollar)

MPO/RTPO: PSRC

Y Inside

N Outside

November 17, 2017

County:

Agency: WSDOT - OLY

Func Cls	Project Number	PIN	STIP ID	Imp Type	Total Project Length	Environmental Type	RW Required	Begin Termini	End Termini	Total Est. Cost of Project	STIP Amend. No.
06		300750A	WDO-394	20	0.000	DCE	No	MP 24.41	MP 24.43	578,062	

SR 7/N of Pilgrim Rd E - Stabilize Slope

The side slope along this section of SR 7 is experiencing slope failure. This project will stabilize the slope and reduce the risk of future roadway closures.

Funding

Phase	Start Date	Federal	Fund Code	Federal Funds	State Fund Code	State Funds	Local Funds	Total
PE	2017		STP	158,507		0	6,604	165,111
CN	2018		STP	404,692		0	8,259	412,951
Project Totals				563,199		0	14,863	578,062

Expenditure Schedule

Phase	1st	2nd	3rd	4th	5th & 6th
ALL	165,111	412,951	0	0	0
Totals	165,111	412,951	0	0	0

Washington State S. T. I. P.

2017 to 2020

(Project Funds to Nearest Dollar)

MPO/RTPO: PSRC

Y Inside

N Outside

November 17, 2017

County:

Agency: WSDOT - OLY

Func Cls	Project Number	PIN	STIP ID	Imp Type	Total Project Length	Environmental Type	RW Required	Begin Termini	End Termini	Total Est. Cost of Project	STIP Amend. No.
06		300745B	WDO-395	21	1.620	CE	No	MP 23.60	MP 25.22	1,445,930	17-01

SR 7/North of Alder (Phase 2) - Rock Scaling

The side slope along this section of SR 7 is experiencing frequent rock fall. By removing loose rock from the slope, the risk of future rock fall reaching the highway will be reduced and motorist safety enhanced.

Funding

Phase	Start Date	Federal Fund Code	Federal Funds	State Fund Code	State Funds	Local Funds	Total
PE	2017	STP	204,936		0	8,539	213,475
CN	2019	STP	1,207,806		0	24,649	1,232,455
Project Totals			1,412,742		0	33,188	1,445,930

Expenditure Schedule

Phase	1st	2nd	3rd	4th	5th & 6th
ALL	213,475	0	1,232,455	0	0
Totals	213,475	0	1,232,455	0	0

Washington State S. T. I. P.

2017 to 2020

(Project Funds to Nearest Dollar)

MPO/RTPO: PSRC

Y Inside

N Outside

November 17, 2017

County:

Agency: WSDOT - OLY

Func Cls	Project Number	PIN	STIP ID	Imp Type	Total Project Length	Environmental Type	RW Required	Begin Termini	End Termini	Total Est. Cost of Project	STIP Amend. No.
14		300701E	WDO-417	21	4.570	CE	No	SRMP 47.55	SRMP 52.12	572,275	

SR 7/Pedestrian Crossing - Safety Improvement

This has been identified as a pedestrian collision location. By installing pedestrian warning signs that are supplemented with pedestrian activated, rectangular rapid flashing beacons this project has the potential to improve pedestrian safety.

Funding

Phase	Start Date	Federal	Fund Code	Federal Funds		State Fund Code	State Funds	Local Funds	Total
PE	2017		HSIP		125,880		0	5,245	131,125
CN	2018		HSIP		432,327		0	8,823	441,150
Project Totals					558,207		0	14,068	572,275

Expenditure Schedule

Phase	1st	2nd	3rd	4th	5th & 6th
ALL	131,125	441,150	0	0	0
Totals	131,125	441,150	0	0	0

Washington State S. T. I. P.

2017 to 2020

(Project Funds to Nearest Dollar)

MPO/RTPO: PSRC

Y Inside

N Outside

November 17, 2017

County:

Agency: WSDOT - OLY

Func Cls	Project Number	PIN	STIP ID	Imp Type	Total Project Length	Environmental Type	RW Required	Begin Termini	End Termini	Total Est. Cost of Project	STIP Amend. No.
14	0007(027)	300702F	WDO-426	21	11.160	CE	Yes	SRMP 047.44	SRMP 57.00	1,480,163	17-05

SR 7/SR 507 to 114th St S - ADA Compliance

ADA curb ramps do not meet current ADA standards. Upgrading curb ramps to current standards will improve pedestrian access and has the potential to improve safety.

Funding

Phase	Start Date	Federal Fund Code	Federal Funds	State Fund Code	State Funds	Local Funds	Total
PE	2017	NHPP	277,440		0	11,560	289,000
RW	2017	STP	21,697		0	443	22,140
CN	2018	NHPP	1,145,642		0	23,381	1,169,023
Project Totals			1,444,779		0	35,384	1,480,163

Expenditure Schedule

Phase	1st	2nd	3rd	4th	5th & 6th
ALL	311,140	1,169,023	0	0	0
Totals	311,140	1,169,023	0	0	0

	Federal Funds	State Funds	Local Funds	Total
Agency Totals for WSDOT - OLY	123,302,327	519,083,938	555,047,090	1,197,433,355

Washington State S. T. I. P.

2017 to 2020

(Project Funds to Nearest Dollar)

MPO/RTPO: PSRC

Y Inside

N Outside

November 17, 2017

County:

Agency: WSDOT - SC

Func CIs	Project Number	PIN	STIP ID	Imp Type	Total Project Length	Environmental Type	RW Required	Begin Termini	End Termini	Total Est. Cost of Project	STIP Amend. No.
01		509015J	WDSC-37	06	0.450	CE	No	I-90 MP 49.90	I-90 MP 50.35	681,080	

I-90/2 miles west of West Summit Interchange Eastbound - Culvert Rehabilitation

Install culvert lining, repair inlets and repair erosion. Existing culverts within the project limits are deteriorating and have erosion issues. This project will install culvert linings, repair inlets, and repair erosion to maintain culvert flow and prevent deterioration and erosion.

Funding

Phase	Start Date	Federal	Fund Code	Federal Funds	State Fund Code	State Funds	Local Funds	Total
CN	2017			0	CWA	544,931	0	544,931
Project Totals				0		544,931	0	544,931

Expenditure Schedule

Phase	1st	2nd	3rd	4th	5th & 6th
ALL	544,931	0	0	0	0
Totals	544,931	0	0	0	0

Washington State S. T. I. P.

2017 to 2020

(Project Funds to Nearest Dollar)

MPO/RTPO: PSRC

Y Inside

N Outside

November 17, 2017

County:

Agency: WSDOT - SC

Func Cls	Project Number	PIN	STIP ID	Imp Type	Total Project Length	Environmental Type	RW Required	Begin Termini	End Termini	Total Est. Cost of Project	STIP Amend. No.
01	0901(494)	509015I	WDSC-44	14	0.050	CE	No	I-90 MP 47.93	I-90 MP 47.98	1,230,747	17-01

I-90/Denny Creek Road Bridge Westbound - Deck Rehabilitation

Scarify and overlay bridge deck on Bridge 90/96.5N. The bridge deck on the westbound Denny Creek Rd Bridge on I-90 west of Snoqualmie Pass is showing signs of deterioration due to normal wear. This project will repair and resurface the existing bridge deck to maintain structural integrity, continue safe operation of the highway, and extend the life of the bridge.

Funding

Phase	Start Date	Federal Fund Code	Federal Funds		State Fund Code	State Funds	Local Funds	Total
			Federal	Fund Code				
CN	2017	NHPP	1,131,567			0	23,093	1,154,660
Project Totals			1,131,567			0	23,093	1,154,660

Expenditure Schedule

Phase	1st	2nd	3rd	4th	5th & 6th
ALL	1,154,660	0	0	0	0
Totals	1,154,660	0	0	0	0

Washington State S. T. I. P.

2017 to 2020

(Project Funds to Nearest Dollar)

MPO/RTPO: PSRC

Y Inside

N Outside

November 17, 2017

County:

Agency: WSDOT - SC

Func Cls	Project Number	PIN	STIP ID	Imp Type	Total Project Length	Environmental Type	RW Required	Begin Termini	End Termini	Total Est. Cost of Project	STIP Amend. No.
01	0901(493)	509016P	WDSC-38	24	38.890	CE	No	North Bend	Snoqualmie Pass	131,106	

I-90/North Bend to Easton - ITS System Preservation

Replace existing Intelligent Transportation System (ITS) components. Components of the ITS from North Bend to Easton on I-90 have deteriorated due to normal wear and age. This project will replace aging components to ensure motorists continue to receive traveler information for traffic, weather, and road conditions along this section of I-90. Project is split between Kittitas County(50%) and King County(50%). This record reflects the King County portion.

Funding

Phase	Start Date	Federal Fund Code	Federal Funds	State Fund Code	State Funds	Local Funds	Total
CN	2017	NHPP	109,310		0	2,231	111,541
Project Totals			109,310		0	2,231	111,541

Expenditure Schedule

Phase	1st	2nd	3rd	4th	5th & 6th
ALL	111,541	0	0	0	0
Totals	111,541	0	0	0	0

Washington State S. T. I. P.

2017 to 2020

(Project Funds to Nearest Dollar)

MPO/RTPO: PSRC

Y Inside

N Outside

November 17, 2017

County:

Agency: WSDOT - SC

Func Cls	Project Number	PIN	STIP ID	Imp Type	Total Project Length	Environmental Type	RW Required	Begin Termini	End Termini	Total Est. Cost of Project	STIP Amend. No.
01	0901(490)	509016L	WDSC-45	14	0.080	CE	No	I-90 milepost 37.59	I-90 milepost 37.67	1,240,428	

I-90/South Fork Snoqualmie Bridge East of North Bend Eastbound - Deck Rehabilitation

Scarify and overlay bridge deck on Bridge 90/91S. The bridge deck on the S. Fork Snoqualmie Bridge on eastbound I-90 east of North Bend is showing signs of deterioration from normal wear. This project will repair and resurface the existing bridge deck to maintain structural integrity, continue safe operation of the highway, and extend the life of the bridge.

Funding

Phase	Start Date	Federal Fund Code	Federal Funds		State Fund Code	State Funds	Local Funds	Total
CN	2017	NHPP	1,150,643			0	23,482	1,174,125
Project Totals			1,150,643			0	23,482	1,174,125

Expenditure Schedule

Phase	1st	2nd	3rd	4th	5th & 6th
ALL	1,174,125	0	0	0	0
Totals	1,174,125	0	0	0	0

Washington State S. T. I. P.

2017 to 2020

(Project Funds to Nearest Dollar)

MPO/RTPO: PSRC

Y Inside

N Outside

November 17, 2017

County:

Agency: WSDOT - SC

Func Cls	Project Number	PIN	STIP ID	Imp Type	Total Project Length	Environmental Type	RW Required	Begin Termini	End Termini	Total Est. Cost of Project	STIP Amend. No.
01		509016T	WDSC-46	21	5.950	CE	No	I-90 milepost 47.00	I-90 milepost 52.95	810,445	17-01

I-90/Tinkham Rd Vic to Yellowstone Rd Vic - Roadside Safety Improvements

Install shoulder rumble strips and guardrail improvements. This section of I-90 has a history of run off the road crashes. This project will install shoulder rumble strips, lengthen existing guardrail, and install guardrail terminals to reduce the risk of crashes.

Funding

Phase	Start Date	Federal	Fund Code	Federal Funds	State Fund Code	State Funds	Local Funds	Total
PE	2019		HSIP	118,565		0	4,941	123,506
CN	2020		NHPP	673,200		0	13,739	686,939
Project Totals				791,765		0	18,680	810,445

Expenditure Schedule

Phase	1st	2nd	3rd	4th	5th & 6th
ALL	0	0	123,506	686,939	0
Totals	0	0	123,506	686,939	0

	Federal Funds	State Funds	Local Funds	Total
Agency Totals for WSDOT - SC	3,183,285	544,931	67,486	3,795,702

Washington State S. T. I. P.

2017 to 2020

(Project Funds to Nearest Dollar)

MPO/RTPO: PSRC

Y Inside

N Outside

November 17, 2017

County:

Agency: WSDOT - SR-520 Bridge
Replacement & HOV
Project Office

Func Cls	Project Number	PIN	STIP ID	Imp Type	Total Project Length	Environmental Type	RW Required	Begin Termini	End Termini	Total Est. Cost of Project	STIP Amend. No.
12		M00400R	WD520-3	11	2.000	EIS	Yes	I-5	Foster Island Vicinity	1,642,500,00 0	

SR 520/I-5 to Floating Bridge - Bridge Replacement and HOV

The project will reconstruct the SR 520 corridor from I-5 to the new Evergreen Point Floating Bridge, resulting in a 6 lane corridor including two HOV lanes and a new, second bascule bridge across the Montlake Cut. This is a multiyear project and the programming reflects the funds available within the span of the regional TIP.

Funding

Phase	Start Date	Federal	Fund Code	Federal Funds		State Funds	Local Funds	Total	
				State Fund Code	State Funds				
PE	2017				0	CWA	71,697,464	0	71,697,464
RW	2017				0	CWA	14,400,000	0	14,400,000
CN	2017				0	CWA	145,000,000	0	145,000,000
Project Totals					0		231,097,464	0	231,097,464

Expenditure Schedule

Phase	1st	2nd	3rd	4th	5th & 6th
ALL	231,097,464	0	0	0	0
Totals	231,097,464	0	0	0	0

Washington State S. T. I. P.

2017 to 2020

(Project Funds to Nearest Dollar)

MPO/RTPO: PSRC

Y Inside

N Outside

November 17, 2017

County:

Agency: WSDOT - SR-520 Bridge
Replacement & HOV
Project Office

Func Cls	Project Number	PIN	STIP ID	Imp Type	Total Project Length	Environmental Type	RW Required	Begin Termini	End Termini	Total Est. Cost of Project	STIP Amend. No.
12	0520(046)	852021A	WD520-2	03	2.500	EA	Yes	SR 520 MP 3.9 Evergreen Pt Rd	SR 520 MP 6.4 I-405 Vic	487,170,756	17-06

SR-520 Eastside Transit and HOV - Design Build

Reconstruct SR-520 corridor from Medina to 108th Ave. The result will be a 6 In corridor including 2 HOV lanes. Project is eligible for advanced construction. GARVEE Bonds in the amount of \$600M were sold in 2012 and \$323M in 2014 for the SR520 corridor btw I-5 & I-405. The debt service paid through 2017 was \$85,210,035. For FFY2018 through FFY2021 GARVEE debt service will bet \$94,867,859. The AC conversion to debt service for FFY2018 is \$23,717,169. An Add?! \$142,301,584 in AC will be converted in future FFYs. The total outstanding debt service for FFY2018 to FFY2024 is \$166,018,753. GARVEE debt service amounts include the principle and interest costs, which will lead to overstating the cost of the project. USDOT loaned WSDOT \$300,000,000 in federal TIFIA funds. The total amount of TIFIA funds for the program will be \$300,000,000.

Funding

Phase	Start Date	Federal Fund Code	Federal Funds		State Funds	Local Funds	Total
			Federal	State Fund Code			
CN	2017	NHPP	23,187,228		0	0	23,187,228
CN	2018	NHPP	23,717,169		0	0	23,717,169
CN	2019	NHPP	23,716,586		0	0	23,716,586
CN	2020	NHPP	23,717,110		0	0	23,717,110
Project Totals			94,338,093		0	0	94,338,093

Expenditure Schedule

Phase	1st	2nd	3rd	4th	5th & 6th
ALL	23,187,228	23,717,169	23,716,586	23,717,110	0
Totals	23,187,228	23,717,169	23,716,586	23,717,110	0

Washington State S. T. I. P.

2017 to 2020

(Project Funds to Nearest Dollar)

MPO/RTPO: PSRC

Y Inside

N Outside

November 17, 2017

County:

Agency: WSDOT - SR-520 Bridge
Replacement & HOV
Project Office

Func Cls	Project Number	PIN	STIP ID	Imp Type	Total Project Length	Environmental Type	RW Required	Begin Termini	End Termini	Total Est. Cost of Project	STIP Amend. No.
12	0520(047)	852004B	WD520-1A	08	2.000	EIS	Yes	MP 2.0, Foster Island Vic	MP 4.0, Evergreen Pt Rd	1,337,461,885	17-06

SR-520: I-5 to Medina - Stage 1, Evergreen Point Floating Bridge and Landings

Replace SR520 Floating Br btw Foster Is & Medina. Road to have 6 Ins incl. 2 HOV Ins. First stage of CN per I-5 to Medina EIS incl. Evergreen Pt Floating Bridge & new N half of the West Approach Bridge. Project is eligible for advance CN. GARVEE Bonds of \$600M sold in 2012 & \$323M in 2014 for the SR520 corridor btw I-5 & I-405. Debt service pad thru FFY2017 was \$182,636,201. For FFY2018 thru 2021 GARVEE debt service will be \$198,685,516. The AC conversion to debt service for FFY2018 is \$49,671,806. An add?! \$298,027,846 in AC will be converted in future FFYs. Total outstanding debt service for FFY2018 to FFY2024 is \$347,699,652. GARVEE debt service amts incl. principle and interest, leading to overstating the cost of the project. USDOT loaned WSDOT \$300,000,000 in federal TIFIA funds. The total amt of TIFIA for the program will be \$300,000,000.

Funding

Phase	Start Date	Federal Funds		State Fund Code	State Funds	Local Funds	Total
		Federal	Fund Code				
CN	2017		NHPP		49,698,692	0	49,698,692
CN	2018		NHPP		49,671,806	0	49,671,806
CN	2019		NHPP		49,670,585	0	49,670,585
CN	2020		NHPP		49,671,684	0	49,671,684
Project Totals					198,712,767	0	198,712,767

Expenditure Schedule

Phase	1st	2nd	3rd	4th	5th & 6th
ALL	49,698,692	49,671,806	49,670,585	49,671,684	0
Totals	49,698,692	49,671,806	49,670,585	49,671,684	0

Washington State S. T. I. P.

2017 to 2020

(Project Funds to Nearest Dollar)

MPO/RTPO: PSRC

Y Inside

N Outside

November 17, 2017

County:

Agency: WSDOT - SR-520 Bridge
Replacement & HOV
Project Office

Func Cls	Project Number	PIN	STIP ID	Imp Type	Total Project Length	Environmental Type	RW Required	Begin Termini	End Termini	Total Est. Cost of Project	STIP Amend. No.
12	0520(048)	852003A	WDUC-35	08	0.000	EIS	Yes	N/A	N/A	536,677,798	17-06

SR-520: Pontoon Construction Project

Construct pontoons & other concrete castings. Pontoons are for SR 520 Evergreen Pt Floating Bridge replacement. Project is eligible for advanced construction. GARVEE Bonds for \$600M were sold in 2012 & \$323M in 2014 for SR 520 corridor btw I-5 and I-405. Debt service paid thru FFY2017 was \$105,903,323. For FFY2018 thru FFY 2021 GARVEE debt service will be \$113,255,626. The AC conversion to debt service for FFY2018 is \$28,314,150. An add'l \$169,883,195 in AC will be converted in future FFYs. The total outstanding debt service from FFY2018 to FFY2024 is \$198,197,345. GARVEE debt service amounts include the principle and interest costs, which will lead to overstating the cost of the project. USDOT loaned WSDOT \$300,000,000 in federal TIFIA funds. The total amt of TIFIA for the program will be \$300,000,000.

Funding

Phase	Start Date	Federal Funds		State Fund Code	State Funds	Local Funds	Total	
		Federal	Fund Code					
CN	2017		NHPP		28,818,255	0	0	28,818,255
CN	2018		NHPP		28,314,150	0	0	28,314,150
CN	2019		NHPP		28,313,454	0	0	28,313,454
CN	2020		NHPP		28,314,080	0	0	28,314,080
		Project Totals			113,759,939	0	0	113,759,939

Expenditure Schedule

Phase	1st	2nd	3rd	4th	5th & 6th
ALL	28,818,255	28,314,150	28,313,454	28,314,080	0
Totals	28,818,255	28,314,150	28,313,454	28,314,080	0

	Federal Funds	State Funds	Local Funds	Total
Agency Totals for WSDOT - SR-520 Bridge Replacement & HOV Project O	406,810,799	231,097,464	0	637,908,263

Washington State S. T. I. P.

2017 to 2020

(Project Funds to Nearest Dollar)

MPO/RTPO: Quad-Co RTPO

Y Inside

N Outside

November 17, 2017

County:

Agency: WSDOT - NC

Func Cls	Project Number	PIN	STIP ID	Imp Type	Total Project Length	Environmental Type	RW Required	Begin Termini	End Termini	Total Est. Cost of Project	STIP Amend. No.
01		200004Y	200004Y	21	45.070	CE	No	137.88	182.95	205,360	17-08

NCR Breakaway Cable Terminal Replacement - Interstate

Replace BCT guardrail with current standard terminals

Funding

Phase	Start Date	Federal	Fund Code	Federal Funds		State Fund Code	State Funds	Local Funds	Total
PE	2017		HSIP	38,784			0	1,616	40,400
CN	2018		HSIP	161,661			0	3,299	164,960
Project Totals				200,445			0	4,915	205,360

Expenditure Schedule

Phase	1st	2nd	3rd	4th	5th & 6th
PE	1,616	38,784	0	0	0
CN	0	3,299	161,661	0	0
Totals	1,616	42,083	161,661	0	0

Washington State S. T. I. P.

2017 to 2020

(Project Funds to Nearest Dollar)

MPO/RTPO: Quad-Co RTPO

Y Inside

N Outside

November 17, 2017

County:

Agency: WSDOT - NC

Func Cls	Project Number	PIN	STIP ID	Imp Type	Total Project Length	Environmental Type	RW Required	Begin Termini	End Termini	Total Est. Cost of Project	STIP Amend. No.
00		200006I	200006IQC	21		CE	No	Various	Various	66,665	17-08

NCR Breakaway Cable Terminal Replacement - Non-Interstate

This project will bring existing BCT up to current standards.

Funding

Phase	Start Date	Federal Fund Code	Federal Funds		State Fund Code	State Funds	Local Funds	Total
			Federal	Fund Code				
PE	2017	HSIP		12,800		0	533	13,333
CN	2018	HSIP		52,266		0	1,066	53,332
Project Totals				65,066		0	1,599	66,665

Expenditure Schedule

Phase	1st	2nd	3rd	4th	5th & 6th
PE	3,333	10,000	0	0	0
CN	0	1,066	52,266	0	0
Totals	3,333	11,066	52,266	0	0

Agency Totals for WSDOT - NC	Federal Funds		State Funds	Local Funds	Total
	Federal	Fund Code			
		265,511	0	6,514	272,025

Washington State S. T. I. P.

2017 to 2020

(Project Funds to Nearest Dollar)

MPO/RTPO: Quad-Co RTPO

N Inside

Y Outside

November 17, 2017

County: Adams

Agency: Adams Co.

Func Cls	Project Number	PIN	STIP ID	Imp Type	Total Project Length	Environmental Type	RW Required	Begin Termini	End Termini	Total Est. Cost of Project	STIP Amend. No.
07	M011(002)		WA-09766	05	3.200	CE	No	0	3.2	801,655	1705 AdMod

Danekas Overlay #1

Hot Mix Asphalt overlay of existing roadway.

Funding

Phase	Start Date	Federal	Fund Code	Federal Funds		State Fund Code	State Funds	Local Funds	Total
PE	2017		STP(R)		12,975		0	2,025	15,000
CN	2017		STP(R)		228,754		0	35,702	264,456
CN	2018		STP(R)		451,703		0	70,496	522,199
Project Totals					693,432		0	108,223	801,655

Expenditure Schedule

Phase	1st	2nd	3rd	4th	5th & 6th
PE	15,000	0	0	0	0
CN	264,456	522,199	0	0	0
Totals	279,456	522,199	0	0	0

Washington State S. T. I. P.

2017 to 2020

(Project Funds to Nearest Dollar)

MPO/RTPO: Quad-Co RTPO

N Inside

Y Outside

November 17, 2017

County: Adams

Agency: Adams Co.

Func Cls	Project Number	PIN	STIP ID	Imp Type	Total Project Length	Environmental Type	RW Required	Begin Termini	End Termini	Total Est. Cost of Project	STIP Amend. No.
07	A012(004)		400-3	11	0.350	CE	Yes	11.30	11.65	2,112,000	17-01

McManamon Road Bridge #400-3 Project

Replacement of Bridge to conform to roadway & bridge standards. Also realign to approach roadway.

Funding

Phase	Start Date	Federal Fund Code	Federal Funds		State Fund Code	State Funds	Local Funds	Total
			Federal	State				
CN	2018	STP(BR)	1,541,600		CRAB	385,400	0	1,927,000
Project Totals			1,541,600			385,400	0	1,927,000

Expenditure Schedule

Phase	1st	2nd	3rd	4th	5th & 6th
CN	0	1,927,000	0	0	0
Totals	0	1,927,000	0	0	0

Washington State S. T. I. P.

2017 to 2020

(Project Funds to Nearest Dollar)

MPO/RTPO: Quad-Co RTPO

N Inside

Y Outside

November 17, 2017

County: Adams

Agency: Adams Co.

Func Cls	Project Number	PIN	STIP ID	Imp Type	Total Project Length	Environmental Type	RW Required	Begin Termini	End Termini	Total Est. Cost of Project	STIP Amend. No.
08	01BQ(001)		WA-09767	05	1.370	CE	No	0	1.37	308,349	1705 AdMod

Schoessler Overlay #1

Hot Mix Asphalt overlay of existing roadway and guardrail improvements.

Funding

Phase	Start Date	Federal	Fund Code	Federal Funds	State Fund Code	State Funds	Local Funds	Total
PE	2017		STP(R)	8,650		0	1,350	10,000
CN	2017		STP(R)	258,072		0	40,277	298,349
Project Totals				266,722		0	41,627	308,349

Expenditure Schedule

Phase	1st	2nd	3rd	4th	5th & 6th
PE	10,000	0	0	0	0
CN	298,349	0	0	0	0
Totals	308,349	0	0	0	0

Washington State S. T. I. P.

2017 to 2020

(Project Funds to Nearest Dollar)

MPO/RTPO: Quad-Co RTPO

N Inside

Y Outside

November 17, 2017

County: Adams

Agency: Adams Co.

Func Cls	Project Number	PIN	STIP ID	Imp Type	Total Project Length	Environmental Type	RW Required	Begin Termini	End Termini	Total Est. Cost of Project	STIP Amend. No.
17	9011(010)		WA-09764	05	1.020	CE	No	1.01	2.03	226,293	1705 AdMod

Taylor Rd Urban Overlay Project #1

Hot Mix Asphalt overlay of existing roadway.

Funding

Phase	Start Date	Federal	Fund Code	Federal Funds		State Fund Code	State Funds	Local Funds	Total
PE	2017		STP(US)	8,650			0	1,350	10,000
CN	2018		STP(US)	187,093			0	29,200	216,293
Project Totals				195,743			0	30,550	226,293

Expenditure Schedule

Phase	1st	2nd	3rd	4th	5th & 6th
PE	10,000	0	0	0	0
CN	0	216,293	0	0	0
Totals	10,000	216,293	0	0	0

Washington State S. T. I. P.

2017 to 2020

(Project Funds to Nearest Dollar)

MPO/RTPO: Quad-Co RTPO

N Inside

Y Outside

November 17, 2017

County: Adams

Agency: Adams Co.

Func Cls	Project Number	PIN	STIP ID	Imp Type	Total Project Length	Environmental Type	RW Required	Begin Termini	End Termini	Total Est. Cost of Project	STIP Amend. No.
17	9013(001)		WA-09765	05	1.000	CE	No	0	1	258,911	1705 AdMod

Taylor Rd Urban Overlay Project #2

Hot Mix Asphalt overlay of existing roadway.

Funding

Phase	Start Date	Federal	Fund Code	Federal Funds	State Fund Code	State Funds	Local Funds	Total
PE	2017		STP(US)	8,650		0	1,350	10,000
CN	2018		STP(US)	215,308		0	33,603	248,911
Project Totals				223,958		0	34,953	258,911

Expenditure Schedule

Phase	1st	2nd	3rd	4th	5th & 6th
PE	10,000	0	0	0	0
CN	0	248,911	0	0	0
Totals	10,000	248,911	0	0	0

	Federal Funds	State Funds	Local Funds	Total
Agency Totals for Adams Co.	2,921,455	385,400	215,353	3,522,208

Washington State S. T. I. P.

2017 to 2020

(Project Funds to Nearest Dollar)

MPO/RTPO: Quad-Co RTPO

N Inside

Y Outside

November 17, 2017

County: Kittitas

Agency: Ellensburg

Func Cls	Project Number	PIN	STIP ID	Imp Type	Total Project Length	Environmental Type	RW Required	Begin Termini	End Termini	Total Est. Cost of Project	STIP Amend. No.
00			WA-09831	28	0.500	CE	Yes	14th Ave	18th Ave	435,000	17-03

John Wayne Pioneer Trail Reconnection Route

Construct non-motorized trail section.

Funding

Phase	Start Date	Federal Funds		State Fund Code	State Funds	Local Funds	Total	
		Federal	Fund Code					
PE	2017		TAP(US)		21,550	0	3,450	25,000
CN	2019		TAP(US)		353,450	0	56,550	410,000
Project Totals					375,000	0	60,000	435,000

Expenditure Schedule

Phase	1st	2nd	3rd	4th	5th & 6th
PE	25,000	0	0	0	0
CN	0	0	410,000	0	0
Totals	25,000	0	410,000	0	0

		Federal Funds	State Funds	Local Funds	Total
Agency Totals for Ellensburg		375,000	0	60,000	435,000

Washington State S. T. I. P.

2017 to 2020

(Project Funds to Nearest Dollar)

MPO/RTPO: Quad-Co RTPO

N Inside

Y Outside

November 17, 2017

County: Grant

Agency: Ephrata

Func Cls	Project Number	PIN	STIP ID	Imp Type	Total Project Length	Environmental Type	RW Required	Begin Termini	End Termini	Total Est. Cost of Project	STIP Amend. No.
19			WA-05642	28	1.700	CE	Yes	18th Ave W	1st Ave W	287,000	

Beezley Hill Trail

Consturct a multi-use Trail located in the foot hills along the western border of the City of Ephrata

Funding

Phase	Start Date	Federal	Fund Code	Federal Funds		State Fund Code	State Funds	Local Funds	Total
CN	2017		STP(E)	128,500			0	141,500	270,000
Project Totals				128,500			0	141,500	270,000

Expenditure Schedule

Phase	1st	2nd	3rd	4th	5th & 6th
CN	270,000	0	0	0	0
Totals	270,000	0	0	0	0

	Federal Funds		State Funds	Local Funds	Total
Agency Totals for Ephrata	128,500		0	141,500	270,000

Washington State S. T. I. P.

2017 to 2020

(Project Funds to Nearest Dollar)

MPO/RTPO: Quad-Co RTPO

N Inside

Y Outside

November 17, 2017

County: Grant

Agency: Grant Co.

Func Cls	Project Number	PIN	STIP ID	Imp Type	Total Project Length	Environmental Type	RW Required	Begin Termini	End Termini	Total Est. Cost of Project	STIP Amend. No.
16			WA-09827	04	1.040	CE	No	3.88	4.92	400,000	17-03

3 NE Overlay

HMA Overlay, Shoulder finishing, traffic control and other items.

Funding

Phase	Start Date	Federal	Fund Code	Federal Funds		State Funds	Local Funds	Total
				Federal Funds	State Fund Code			
PE	2017			0		0	5,000	5,000
CN	2017		STP(US)	341,675		0	53,325	395,000
Project Totals				341,675		0	58,325	400,000

Expenditure Schedule

Phase	1st	2nd	3rd	4th	5th & 6th
PE	5,000	0	0	0	0
CN	395,000	0	0	0	0
Totals	400,000	0	0	0	0

Washington State S. T. I. P.

2017 to 2020

(Project Funds to Nearest Dollar)

MPO/RTPO: Quad-Co RTPO

N Inside

Y Outside

November 17, 2017

County: Grant

Agency: Grant Co.

Func Cls	Project Number	PIN	STIP ID	Imp Type	Total Project Length	Environmental Type	RW Required	Begin Termini	End Termini	Total Est. Cost of Project	STIP Amend. No.
07			WA-08672	03	4.420	CE	No	5.03	9.45	1,326,000	17-01

4-NE RD RECONSTRUCTION

Reconstruction- Work will include earthwork, drainage, BST surface, traffic control and other items. RAP funding.
Location Hiawatha Rd to Westshore Drive.

Funding

Phase	Start Date	Federal	Fund Code	Federal Funds	State Fund Code	State Funds	Local Funds	Total
PE	2019			0	CRAB	90,000	10,000	100,000
CN	2019			0	CRAB	1,103,000	123,000	1,226,000
Project Totals				0		1,193,000	133,000	1,326,000

Expenditure Schedule

Phase	1st	2nd	3rd	4th	5th & 6th
PE	0	0	100,000	0	0
CN	0	0	1,226,000	0	0
Totals	0	0	1,326,000	0	0

Washington State S. T. I. P.

2017 to 2020

(Project Funds to Nearest Dollar)

MPO/RTPO: Quad-Co RTPO

N Inside

Y Outside

November 17, 2017

County: Grant

Agency: Grant Co.

Func Cls	Project Number	PIN	STIP ID	Imp Type	Total Project Length	Environmental Type	RW Required	Begin Termini	End Termini	Total Est. Cost of Project	STIP Amend. No.
08			WA-08670	03	3.510	CE	No	4.47	7.98	1,060,000	17-01

9-NW Rd RECONSTRUCTION

Reconstruction- Work will include earthwork, drainage, BST surface, traffic control and other items. RAP funding.

Funding

Phase	Start Date	Federal Funds		State Fund Code	State Funds	Local Funds	Total
		Federal	Fund Code				
PE	2017	0	CRAB		72,000	8,000	80,000
CN	2017	0	CRAB		678,000	302,000	980,000
Project Totals		0			750,000	310,000	1,060,000

Expenditure Schedule

Phase	1st	2nd	3rd	4th	5th & 6th
PE	80,000	0	0	0	0
CN	980,000	0	0	0	0
Totals	1,060,000	0	0	0	0

Washington State S. T. I. P.

2017 to 2020

(Project Funds to Nearest Dollar)

MPO/RTPO: Quad-Co RTPO

N Inside

Y Outside

November 17, 2017

County: Grant

Agency: Grant Co.

Func Cls	Project Number	PIN	STIP ID	Imp Type	Total Project Length	Environmental Type	RW Required	Begin Termini	End Termini	Total Est. Cost of Project	STIP Amend. No.
08			WA-07291	07	7.200	CE	No	0.0	7.20	2,275,000	1703 AdMod

BEVERLY-BURKE RD OVERLAY (SR 243 to SR 26)

Overly / Construction - Work consists of HMA overlay, shoulder finishing, guardrail, traffic control and other items.

Funding

Phase	Start Date	Federal	Fund Code	Federal Funds		State Fund Code	State Funds	Local Funds	Total
PE	2017				0		0	25,000	25,000
CN	2017		STP(R)		1,946,250		0	303,750	2,250,000
Project Totals					1,946,250		0	328,750	2,275,000

Expenditure Schedule

Phase	1st	2nd	3rd	4th	5th & 6th
PE	25,000	0	0	0	0
CN	2,250,000	0	0	0	0
Totals	2,275,000	0	0	0	0

Washington State S. T. I. P.

2017 to 2020

(Project Funds to Nearest Dollar)

MPO/RTPO: Quad-Co RTPO

N Inside

Y Outside

November 17, 2017

County: Grant

Agency: Grant Co.

Func Cls	Project Number	PIN	STIP ID	Imp Type	Total Project Length	Environmental Type	RW Required	Begin Termini	End Termini	Total Est. Cost of Project	STIP Amend. No.
08	6079(001)		WA-02546	03	0.890	CE	Yes	0	.89	1,185,000	1703 AdMod

COCHRAN RD & OTTMAR RD

HMA Surfacing -Work will include grade, drain, HMA surface, C & G, sidewalks, traffic control, and other items.

Funding

Phase	Start Date	Federal	Fund Code	Federal Funds		State Fund Code	State Funds	Local Funds	Total
RW	2017				0		0	5,000	5,000
CN	2018		STP(US)		934,200		0	145,800	1,080,000
Project Totals					934,200		0	150,800	1,085,000

Expenditure Schedule

Phase	1st	2nd	3rd	4th	5th & 6th
RW	5,000	0	0	0	0
CN	0	1,080,000	0	0	0
Totals	5,000	1,080,000	0	0	0

Washington State S. T. I. P.

2017 to 2020

(Project Funds to Nearest Dollar)

MPO/RTPO: Quad-Co RTPO

N Inside

Y Outside

November 17, 2017

County: Grant

Agency: Grant Co.

Func Cls	Project Number	PIN	STIP ID	Imp Type	Total Project Length	Environmental Type	RW Required	Begin Termini	End Termini	Total Est. Cost of Project	STIP Amend. No.
07			WA-07281	07	5.900	CE	No	0.0	5.90	1,795,000	17-01

DODSON RD Overlay (SR 26 to Frenchman Hills)

HMA Overlay - Work will consist of HMA overlay, shoulder finishing, raising guardrail, traffic control and other items. STP(R)

Funding

Phase	Start Date	Federal Fund Code	Federal Funds		State Fund Code	State Funds	Local Funds	Total
PE	2018			0		0	25,000	25,000
CN	2018	STP(R)		1,361,435		0	212,478	1,573,913
CN	2019	STP(R)		169,615		0	26,472	196,087
Project Totals				1,531,050		0	263,950	1,795,000

Expenditure Schedule

Phase	1st	2nd	3rd	4th	5th & 6th
PE	25,000	0	0	0	0
CN	0	1,573,913	196,087	0	0
Totals	25,000	1,573,913	196,087	0	0

Washington State S. T. I. P.

2017 to 2020

(Project Funds to Nearest Dollar)

MPO/RTPO: Quad-Co RTPO

N Inside

Y Outside

November 17, 2017

County: Grant

Agency: Grant Co.

Func Cls	Project Number	PIN	STIP ID	Imp Type	Total Project Length	Environmental Type	RW Required	Begin Termini	End Termini	Total Est. Cost of Project	STIP Amend. No.
14	SR15(017)		WA-07279	28	0.590	CE	No	1.60	1.87	136,500	17-01

ENDEAVOR MIDDLE SCHOOL SIDEWALK (Safer Schools Program)

Safer Schools Program Safety Project - Install rapid-flash beacons, crosswalk warning light system, school zone flashing beacon and other items.

Funding

Phase	Start Date	Federal	Fund Code	Federal Funds		State Funds	Local Funds	Total	
				Fund Code	State Fund Code				
CN	2017				0	SRTS	123,400	13,100	136,500
Project Totals					0		123,400	13,100	136,500

Expenditure Schedule

Phase	1st	2nd	3rd	4th	5th & 6th
CN	0	136,500	0	0	0
Totals	0	136,500	0	0	0

Washington State S. T. I. P.

2017 to 2020

(Project Funds to Nearest Dollar)

MPO/RTPO: Quad-Co RTPO

N Inside

Y Outside

November 17, 2017

County: Grant

Agency: Grant Co.

Func Cls	Project Number	PIN	STIP ID	Imp Type	Total Project Length	Environmental Type	RW Required	Begin Termini	End Termini	Total Est. Cost of Project	STIP Amend. No.
09			WA-07287	05	1.130	CE	No	0.0/.99/1.13	.99/1.13/1.73	1,100,000	17-01

RANDOLPH RD Overlay/Grind/Inlay

Overlay/Reconstruction - Work will include grind & inlay, HMA surface, ADA ramps, sidewalk, traffic control and other items.

Funding

Phase	Start Date	Federal	Fund Code	Federal Funds		State Funds	Local Funds	Total
				Federal	State Fund Code			
PE	2018			0		0	50,000	50,000
CN	2019		STP(US)	908,250		0	141,750	1,050,000
Project Totals				908,250		0	191,750	1,100,000

Expenditure Schedule

Phase	1st	2nd	3rd	4th	5th & 6th
PE	0	50,000	0	0	0
CN	0	0	1,050,000	0	0
Totals	0	50,000	1,050,000	0	0

Washington State S. T. I. P.

2017 to 2020

(Project Funds to Nearest Dollar)

MPO/RTPO: Quad-Co RTPO

N Inside

Y Outside

November 17, 2017

County: Grant

Agency: Grant Co.

Func Cls	Project Number	PIN	STIP ID	Imp Type	Total Project Length	Environmental Type	RW Required	Begin Termini	End Termini	Total Est. Cost of Project	STIP Amend. No.
07			WA-04432	01	0.390	CE	No	20.28	20.67	1,195,000	17-01

STRATFORD RD NE REALIGNMENT

Realign and Install Bridge- work will include earthwork, drainage, crushed surfacing, BST, traffic control and other items. USBR funding.

Funding

Phase	Start Date	Federal Funds		State Fund Code	State Funds	Local Funds	Total
		Federal	Fund Code				
PE	2017				0	25,000	25,000
CN	2017		Discretionary		750,000	420,000	1,170,000
Project Totals					750,000	445,000	1,195,000

Expenditure Schedule

Phase	1st	2nd	3rd	4th	5th & 6th
PE	25,000	0	0	0	0
CN	1,170,000	0	0	0	0
Totals	1,195,000	0	0	0	0

		Federal Funds	State Funds	Local Funds	Total
Agency Totals for Grant Co.		6,411,425	2,066,400	1,894,675	10,372,500

Washington State S. T. I. P.

2017 to 2020

(Project Funds to Nearest Dollar)

MPO/RTPO: Quad-Co RTPO

N Inside

Y Outside

November 17, 2017

County: Kittitas

Agency: Kittitas Co.

Func Cls	Project Number	PIN	STIP ID	Imp Type	Total Project Length	Environmental Type	RW Required	Begin Termini	End Termini	Total Est. Cost of Project	STIP Amend. No.
00	000S(418)		WA-07488	21		CE	No	Varies	Varies	620,056	17-02

Kittitas County Road Safety Improvements

Phase 1 Install safety improvements on Westside Rd #22710, which may include delineators, signage, bridge-rail retrofit, guardrail, and related improvements.

Phase 2 Install safety improvements on Huntzinger Rd #75040, which may include delineators, signage, guardrail, and related improvements.

Funding

Phase	Start Date	Federal Fund Code	Federal Funds	State Fund Code	State Funds	Local Funds	Total
CN	2017	HSIP	142,903		0	15,878	158,781
Project Totals			142,903		0	15,878	158,781

Expenditure Schedule

Phase	1st	2nd	3rd	4th	5th & 6th
CN	158,781	0	0	0	0
Totals	158,781	0	0	0	0

Washington State S. T. I. P.

2017 to 2020

(Project Funds to Nearest Dollar)

MPO/RTPO: Quad-Co RTPO

N Inside

Y Outside

November 17, 2017

County: Kittitas

Agency: Kittitas Co.

Func Cls	Project Number	PIN	STIP ID	Imp Type	Total Project Length	Environmental Type	RW Required	Begin Termini	End Termini	Total Est. Cost of Project	STIP Amend. No.
07			WA-10468	10	0.010	CE	Yes	0.630	0.640	761,000	17-07

No. 6 RD Irrigation Bridge Replacement

Replace the existing 23.7' irrigation structure over Town Ditch with a new bridge in accordance with current standards. No 6. RD is the shortest route for resident east of Ellensburg to I-82 and SR - 821. Replacement of the bridge addresses crucial public safety and mobility needs as the existing bridge is narrow and structurally deficient.

Funding

Phase	Start Date	Federal Fund Code	Federal Funds		Local Funds	Total
			State Fund Code	State Funds		
PE	2017		0	CRAB	112,500	125,000
RW	2017		0	CRAB	13,500	15,000
CN	2018		0	CRAB	558,900	621,000
Project Totals			0		684,900	761,000

Expenditure Schedule

Phase	1st	2nd	3rd	4th	5th & 6th
PE	50,000	75,000	0	0	0
RW	0	15,000	0	0	0
CN	0	500,000	121,000	0	0
Totals	50,000	590,000	121,000	0	0

Washington State S. T. I. P.

2017 to 2020

(Project Funds to Nearest Dollar)

MPO/RTPO: Quad-Co RTPO

N Inside

Y Outside

November 17, 2017

County: Kittitas

Agency: Kittitas Co.

Func Cls	Project Number	PIN	STIP ID	Imp Type	Total Project Length	Environmental Type	RW Required	Begin Termini	End Termini	Total Est. Cost of Project	STIP Amend. No.
08			WA-08820	15	0.500	CE	Yes	6.8, 8.5	7.0, 8.7	2,440,221	17-07

TEANAWAY ROAD HYDRAULICS IMPROVEMENTS

Apply structural and hydraulic improvements to benefit storm water drainage, fish passage and clean water. Remove existing undersized culverts and replace with the following (both locations are fish bearing stream and having roadside stability issues). MP 6.9, Story Creek – Remove 9'x 3' concrete box culvert; Install 19'W x10'Hx60'L concrete box culvert or appropriate structure as identified throughout the design, MP 8.64, Lick Creek (MP 1.36 North Fork Teanaway Road) – Remove 36" CMP and 54" RCP; Rerouting stream channel dependent on hydraulic analysis - Creek is not flowing through the natural downstream channel which created flooding; Construct a single span 80' long bridge or appropriate structure as identified throughout the design. Reconstruct roadway, repave, and restripe, install guardrail.

Funding

Phase	Start Date	Federal Fund Code	Federal Funds	State Fund Code	State Funds	Local Funds	Total
PE	2017	WFL	426,817		0	68,018	494,835
CN	2017	WFL	1,683,974		0	261,412	1,945,386
Project Totals			2,110,791		0	329,430	2,440,221

Expenditure Schedule

Phase	1st	2nd	3rd	4th	5th & 6th
PE	94,835	350,000	50,000	0	0
CN	0	0	1,945,386	0	0
Totals	94,835	350,000	1,995,386	0	0

Federal Funds

Agency Totals for Kittitas Co.	Federal Funds	State Funds	Local Funds	Total
	2,253,694	684,900	421,408	3,360,002

Washington State S. T. I. P.

2017 to 2020

(Project Funds to Nearest Dollar)

MPO/RTPO: Quad-Co RTPO

N Inside

Y Outside

November 17, 2017

County: Lincoln

Agency: Lincoln Co.

Func Cls	Project Number	PIN	STIP ID	Imp Type	Total Project Length	Environmental Type	RW Required	Begin Termini	End Termini	Total Est. Cost of Project	STIP Amend. No.
09			LC-5786-F	04	0.450	CE	No	11.41	11.86	854,000	17-01

Hawk Creek Road Improvements (Miles Creston to NPS Property)

Reconstruct Roadway; Increase Roadwidth and resurface with crushed and asphaltic surfacing. Upgrade signs, delineation and pavement markings

Funding

Phase	Start Date	Federal	Fund Code	Federal Funds	State Fund Code	State Funds	Local Funds	Total
PE	2017		WFL	79,580		0	12,420	92,000
CN	2019		WFL	659,130		0	102,870	762,000
Project Totals				738,710		0	115,290	854,000

Expenditure Schedule

Phase	1st	2nd	3rd	4th	5th & 6th
PE	20,000	72,000	0	0	0
CN	0	0	600,000	162,000	0
Totals	20,000	72,000	600,000	162,000	0

Washington State S. T. I. P.

2017 to 2020

(Project Funds to Nearest Dollar)

MPO/RTPO: Quad-Co RTPO

N Inside

Y Outside

November 17, 2017

County: Lincoln

Agency: Lincoln Co.

Func Cls	Project Number	PIN	STIP ID	Imp Type	Total Project Length	Environmental Type	RW Required	Begin Termini	End Termini	Total Est. Cost of Project	STIP Amend. No.
07	H225(001)		LC-5786	04	1.340	CE	Yes	10.23 & 10.50	11.41 & 10.66	2,368,023	1703 AdMod

Hawk Creek Road Reconstruction Project (Miles Creston to S of Bridge)

Work will consist of horizontal and vertical realignment, widening and safety enhancing the subgrade, replacing or extending drainage facilities, resurfacing with top course, base course and asphaltic surfacing to project limits, plus other incidental work as required.

Funding

Phase	Start Date	Federal Fund Code	Federal Funds		State Fund Code	State Funds	Local Funds	Total
			Federal	Funds				
CN	2017	STP(R)		746,141		0	116,450	862,591
CN	2018	STP(R)		865,000		0	135,000	1,000,000
CN	2019	STP(R)		301,394		0	47,038	348,432
Project Totals				1,912,535		0	298,488	2,211,023

Expenditure Schedule

Phase	1st	2nd	3rd	4th	5th & 6th
CN	862,591	1,000,000	348,432	0	0
Totals	862,591	1,000,000	348,432	0	0

Washington State S. T. I. P.

2017 to 2020

(Project Funds to Nearest Dollar)

MPO/RTPO: Quad-Co RTPO

N Inside

Y Outside

November 17, 2017

County: Lincoln

Agency: Lincoln Co.

Func CIs	Project Number	PIN	STIP ID	Imp Type	Total Project Length	Environmental Type	RW Required	Begin Termini	End Termini	Total Est. Cost of Project	STIP Amend. No.
00			LC-BRRate	47	0.000	CE	No	Varies	Varies	250,000	17-04

Lincoln County Bridge Evaluation & Rating Project

Evaluation of Bridges under Lincoln County & Lincoln County City and Town jurisdictions regarding Specialized Hauling Vehicles (SHV's to insure bridges are load rated and posted as per NBIS standards. Construction will consist of the purchase and installation of posted load limit signs as determined necessary.

Funding

Phase	Start Date	Federal Fund Code	Federal Funds		State Funds	Local Funds	Total
			Federal	State Fund Code			
PE	2017	STP(R)	203,275		0	31,725	235,000
CN	2018	STP(R)	12,975		0	2,025	15,000
Project Totals			216,250		0	33,750	250,000

Expenditure Schedule

Phase	1st	2nd	3rd	4th	5th & 6th
PE	225,000	10,000	0	0	0
CN	0	15,000	0	0	0
Totals	225,000	25,000	0	0	0

Washington State S. T. I. P.

2017 to 2020

(Project Funds to Nearest Dollar)

MPO/RTPO: Quad-Co RTPO

N Inside

Y Outside

November 17, 2017

County: Lincoln

Agency: Lincoln Co.

Func Cls	Project Number	PIN	STIP ID	Imp Type	Total Project Length	Environmental Type	RW Required	Begin Termini	End Termini	Total Est. Cost of Project	STIP Amend. No.
07			LC-9433-2	04	4.080	CE	No	8.07	12.15	2,180,000	17-01

Old Coulee Road Sec - 2

Widen, safety enhance subgrade, upgrade drainage facilities & resurface with crushed & asphaltic surfacing.

Funding

Phase	Start Date	Federal Fund Code	Federal Funds		State Fund Code	State Funds	Local Funds	Total
			Federal	Fund Code				
PE	2017		0		CRAB	27,000	3,000	30,000
CN	2017		0		CRAB	1,935,000	215,000	2,150,000
Project Totals			0			1,962,000	218,000	2,180,000

Expenditure Schedule

Phase	1st	2nd	3rd	4th	5th & 6th
PE	30,000	0	0	0	0
CN	1,370,000	780,000	0	0	0
Totals	1,400,000	780,000	0	0	0

Washington State S. T. I. P.

2017 to 2020

(Project Funds to Nearest Dollar)

MPO/RTPO: Quad-Co RTPO

N Inside

Y Outside

November 17, 2017

County: Lincoln

Agency: Lincoln Co.

Func Cls	Project Number	PIN	STIP ID	Imp Type	Total Project Length	Environmental Type	RW Required	Begin Termini	End Termini	Total Est. Cost of Project	STIP Amend. No.
07			LC-9255-2	04	2.110	CE	No	4.13	6.24	1,250,000	17-01

Rocklyn Road Improvements - Section 2

Widen, safety enhance subgrade, replace and/or extend drainage facilities. Resurface with crushed and asphaltic surfacing to the projects limits, plus other incidental work as required.

Funding

Phase	Start Date	Federal	Fund Code	Federal Funds		State Fund Code	State Funds	Local Funds	Total
PE	2017				0	CRAB	45,000	5,000	50,000
CN	2019				0	CRAB	1,080,000	120,000	1,200,000
Project Totals					0		1,125,000	125,000	1,250,000

Expenditure Schedule

Phase	1st	2nd	3rd	4th	5th & 6th
PE	25,000	25,000	0	0	0
CN	0	0	1,000,000	200,000	0
Totals	25,000	25,000	1,000,000	200,000	0

Washington State S. T. I. P.

2017 to 2020

(Project Funds to Nearest Dollar)

MPO/RTPO: Quad-Co RTPO

N Inside

Y Outside

November 17, 2017

County: Lincoln

Agency: Lincoln Co.

Func Cls	Project Number	PIN	STIP ID	Imp Type	Total Project Length	Environmental Type	RW Required	Begin Termini	End Termini	Total Est. Cost of Project	STIP Amend. No.
07			LC-9315	04	3.280	CE	No	4.68	7.96	833,000	17-01

Sprague Highway Road Improvements Sec 1

Crack Patch, Asphalt Patch, Prelevel, Construct HMA Overlay with Construction Seal; Enhance Roadway & Clear Zone; Upgrade Signage, Delineation & Pavement Markings; & Other Incidental Work as Required.

Funding

Phase	Start Date	Federal	Fund Code	Federal Funds	State Fund Code	State Funds	Local Funds	Total
PE	2017		STP(R)	13,000	CRAB	10,000	0	23,000
CN	2019		STP(R)	310,000	CRAB	500,000	0	810,000
Project Totals				323,000		510,000	0	833,000

Expenditure Schedule

Phase	1st	2nd	3rd	4th	5th & 6th
PE	20,000	3,000	0	0	0
CN	0	0	810,000	0	0
Totals	20,000	3,000	810,000	0	0

	Federal Funds	State Funds	Local Funds	Total
Agency Totals for Lincoln Co.	3,190,495	3,597,000	790,528	7,578,023

Washington State S. T. I. P.

2017 to 2020

(Project Funds to Nearest Dollar)

MPO/RTPO: Quad-Co RTPO

N Inside

Y Outside

November 17, 2017

County:

Agency: WSDOT - EAST

Func CIs	Project Number	PIN	STIP ID	Imp Type	Total Project Length	Environmental Type	RW Required	Begin Termini	End Termini	Total Est. Cost of Project	STIP Amend. No.
00	9999(748)	600025F	600025F22	21	0.000	CE	No	000	000	108,580	

15-17 ER Regionwide Basic Safety - Signing

Replace aging regulatory, warning and guide signs throughout the Region.

Funding

Phase	Start Date	Federal Fund Code	Federal Funds		State Fund Code	State Funds	Local Funds	Total
			Federal	Funds				
CN	2017	HSIP		93,100		0	1,900	95,000
Project Totals				93,100		0	1,900	95,000

Expenditure Schedule

Phase	1st	2nd	3rd	4th	5th & 6th
ALL	92,000	3,000	0	0	0
Totals	92,000	3,000	0	0	0

Washington State S. T. I. P.

2017 to 2020

(Project Funds to Nearest Dollar)

MPO/RTPO: Quad-Co RTPO

N Inside

Y Outside

November 17, 2017

County:

Agency: WSDOT - EAST

Func Cls	Project Number	PIN	STIP ID	Imp Type	Total Project Length	Environmental Type	RW Required	Begin Termini	End Termini	Total Est. Cost of Project	STIP Amend. No.
00		600026C	600026C22	21	0.000	CE	No	000	000	249,750	

2019-21 ER Regionwide Basic Safety - Guardrail

Guardrail preservation, retrofit and replacement

Funding

Phase	Start Date	Federal	Fund Code	Federal Funds		State Funds	Local Funds	Total
				Federal Funds	State Fund Code			
PE	2018		HSIP	41,760		0	1,740	43,500
CN	2019		HSIP	202,125		0	4,125	206,250
Project Totals				243,885		0	5,865	249,750

Expenditure Schedule

Phase	1st	2nd	3rd	4th	5th & 6th
ALL	0	20,000	200,000	29,750	0
Totals	0	20,000	200,000	29,750	0

Washington State S. T. I. P.

2017 to 2020

(Project Funds to Nearest Dollar)

MPO/RTPO: Quad-Co RTPO

N Inside

Y Outside

November 17, 2017

County:

Agency: WSDOT - EAST

Func Cls	Project Number	PIN	STIP ID	Imp Type	Total Project Length	Environmental Type	RW Required	Begin Termini	End Termini	Total Est. Cost of Project	STIP Amend. No.
00		600026B	600026B22	21	0.000	CE	No	000	000	107,459	

2019-21 ER Regionwide Basic Safety - Signing

Update signing based on visibility standards or sign conditions to include supports or posts

Funding

Phase	Start Date	Federal	Fund Code	Federal Funds		State Fund Code	State Funds	Local Funds	Total
PE	2018		HSIP	19,160			0	799	19,959
CN	2019		HSIP	85,750			0	1,750	87,500
Project Totals				104,910			0	2,549	107,459

Expenditure Schedule

Phase	1st	2nd	3rd	4th	5th & 6th
ALL	0	2,000	100,000	5,459	0
Totals	0	2,000	100,000	5,459	0

Washington State S. T. I. P.

2017 to 2020

(Project Funds to Nearest Dollar)

MPO/RTPO: Quad-Co RTPO

N Inside

Y Outside

November 17, 2017

County:

Agency: WSDOT - EAST

Func Cls	Project Number	PIN	STIP ID	Imp Type	Total Project Length	Environmental Type	RW Required	Begin Termini	End Termini	Total Est. Cost of Project	STIP Amend. No.
00		600026F	600026F22	21		CE	No	Various	Various	125,000	

2021-23 ER Region Wide Basic Safety - Signing

Address signing regionwide based on visibility standards or sign conditions to include supports or posts.

Funding

Phase	Start Date	Federal Fund Code	Federal Funds		State Fund Code	State Funds	Local Funds	Total
			Federal	Fund Code				
PE	2020	HSIP		21,600		0	900	22,500
Project Totals				21,600		0	900	22,500

Expenditure Schedule

Phase	1st	2nd	3rd	4th	5th & 6th
ALL	0	0	0	250	124,750
Totals	0	0	0	250	124,750

Washington State S. T. I. P.

2017 to 2020

(Project Funds to Nearest Dollar)

MPO/RTPO: Quad-Co RTPO

N Inside

Y Outside

November 17, 2017

County:

Agency: WSDOT - EAST

Func CIs	Project Number	PIN	STIP ID	Imp Type	Total Project Length	Environmental Type	RW Required	Begin Termini	End Termini	Total Est. Cost of Project	STIP Amend. No.
00	9999(766)	600045D	600045D22	21	0.000	CE	No	000	000	87,202	

Eastern Region BST Rumble Strips A - Install Rumble Strip

Install rumble strips to alert distracted, inattentive, sleeping or intoxicated drivers

Funding

Phase	Start Date	Federal	Fund Code	Federal Funds		State Fund Code	State Funds	Local Funds	Total
CN	2017		HSIP	64,466			0	1,316	65,782
Project Totals				64,466			0	1,316	65,782

Expenditure Schedule

Phase	1st	2nd	3rd	4th	5th & 6th
ALL	65,000	782	0	0	0
Totals	65,000	782	0	0	0

Washington State S. T. I. P.

2017 to 2020

(Project Funds to Nearest Dollar)

MPO/RTPO: Quad-Co RTPO

N Inside

Y Outside

November 17, 2017

County:

Agency: WSDOT - EAST

Func Cls	Project Number	PIN	STIP ID	Imp Type	Total Project Length	Environmental Type	RW Required	Begin Termini	End Termini	Total Est. Cost of Project	STIP Amend. No.
00		600045E	600045E22	21	0.000	CE	No	000	000	88,962	

Eastern Region BST Rumble Strips B - Install Rumble Strip

Install rumble strips to alert distracted, inattentive, sleeping or intoxicated drivers

Funding

Phase	Start Date	Federal	Fund Code	Federal Funds		State Fund Code	State Funds	Local Funds	Total
PE	2017		HSIP	13,200			0	550	13,750
CN	2018		HSIP	73,708			0	1,504	75,212
Project Totals				86,908			0	2,054	88,962

Expenditure Schedule

Phase	1st	2nd	3rd	4th	5th & 6th
ALL	13,000	75,000	962	0	0
Totals	13,000	75,000	962	0	0

Washington State S. T. I. P.

2017 to 2020

(Project Funds to Nearest Dollar)

MPO/RTPO: Quad-Co RTPO

N Inside

Y Outside

November 17, 2017

County:

Agency: WSDOT - EAST

Func Cls	Project Number	PIN	STIP ID	Imp Type	Total Project Length	Environmental Type	RW Required	Begin Termini	End Termini	Total Est. Cost of Project	STIP Amend. No.
00		600045G	600045G22	21	0.000	CE	No	000	000	90,481	

Eastern Region BST Rumble Strips C - Install Rumble Strip

Install rumble strips to alert distracted, inattentive, sleeping or intoxicated drivers

Funding

Phase	Start Date	Federal	Fund Code	Federal Funds		State Fund Code	State Funds	Local Funds	Total
PE	2018		HSIP	13,536			0	564	14,100
CN	2019		HSIP	74,853			0	1,528	76,381
Project Totals				88,389			0	2,092	90,481

Expenditure Schedule

Phase	1st	2nd	3rd	4th	5th & 6th
ALL	0	14,000	76,000	481	0
Totals	0	14,000	76,000	481	0

Washington State S. T. I. P.

2017 to 2020

(Project Funds to Nearest Dollar)

MPO/RTPO: Quad-Co RTPO

N Inside

Y Outside

November 17, 2017

County:

Agency: WSDOT - EAST

Func Cls	Project Number	PIN	STIP ID	Imp Type	Total Project Length	Environmental Type	RW Required	Begin Termini	End Termini	Total Est. Cost of Project	STIP Amend. No.
00		600045F	600045F22	21	0.000	CE	No	000	000	92,138	

Eastern Region BST Rumble Strips D - Install Rumble Strip

Install rumble strips to alert distracted, inattentive, sleeping or intoxicated drivers

Funding

Phase	Start Date	Federal	Fund Code	Federal Funds		State Fund Code	State Funds	Local Funds	Total
PE	2019		HSIP	13,872			0	578	14,450
CN	2020		HSIP	76,134			0	1,554	77,688
Project Totals				90,006			0	2,132	92,138

Expenditure Schedule

Phase	1st	2nd	3rd	4th	5th & 6th
ALL	0	0	14,000	76,000	2,138
Totals	0	0	14,000	76,000	2,138

Washington State S. T. I. P.

2017 to 2020

(Project Funds to Nearest Dollar)

MPO/RTPO: Quad-Co RTPO

N Inside

Y Outside

November 17, 2017

County:

Agency: WSDOT - EAST

Func Cls	Project Number	PIN	STIP ID	Imp Type	Total Project Length	Environmental Type	RW Required	Begin Termini	End Termini	Total Est. Cost of Project	STIP Amend. No.
00		600045A	600045A22	21		CE	No	Various	Various	93,806	

Eastern Region BST Rumble Strips E - Install Rumble Strip

Install rumble strips to alert distracted, inattentive, sleeping or intoxicated drivers.

Funding

Phase	Start Date	Federal	Fund Code	Federal Funds		State Fund Code	State Funds	Local Funds	Total
PE	2020		HSIP		14,220		0	592	14,812
Project Totals					14,220		0	592	14,812

Expenditure Schedule

Phase	1st	2nd	3rd	4th	5th & 6th
ALL	0	0	0	14,812	78,994
Totals	0	0	0	14,812	78,994

Washington State S. T. I. P.

2017 to 2020

(Project Funds to Nearest Dollar)

MPO/RTPO: Quad-Co RTPO

N Inside

Y Outside

November 17, 2017

County:

Agency: WSDOT - EAST

Func Cls	Project Number	PIN	STIP ID	Imp Type	Total Project Length	Environmental Type	RW Required	Begin Termini	End Termini	Total Est. Cost of Project	STIP Amend. No.
00		600025Q	600025Q22	21	0.000	CE	No	000	000	324,413	

Eastern Region Curve Warning Sign Update 2017-19

Update chevron signing on curves for 2009 MUTCD compliance

Funding

Phase	Start Date	Federal	Fund Code	Federal Funds		State Fund Code	State Funds	Local Funds	Total
PE	2017		HSIP	41,436			0	1,727	43,163
CN	2018		HSIP	275,625			0	5,625	281,250
Project Totals				317,061			0	7,352	324,413

Expenditure Schedule

Phase	1st	2nd	3rd	4th	5th & 6th
ALL	20,000	300,000	4,413	0	0
Totals	20,000	300,000	4,413	0	0

Washington State S. T. I. P.

2017 to 2020

(Project Funds to Nearest Dollar)

MPO/RTPO: Quad-Co RTPO

N Inside

Y Outside

November 17, 2017

County:

Agency: WSDOT - EAST

Func Cls	Project Number	PIN	STIP ID	Imp Type	Total Project Length	Environmental Type	RW Required	Begin Termini	End Termini	Total Est. Cost of Project	STIP Amend. No.
00		600025V	600025V22	21		CE	No	Various	Various	175,250	

Eastern Region Guardrail Installation and Retrofit 2021-23

Guardrail retrofit, installation and replacement throughout Eastern Region.

Funding

Phase	Start Date	Federal	Fund Code	Federal Funds		State Fund Code	State Funds	Local Funds	Total
PE	2019		HSIP	29,040			0	1,210	30,250
CN	2020		HSIP	142,100			0	2,900	145,000
Project Totals				171,140			0	4,110	175,250

Expenditure Schedule

Phase	1st	2nd	3rd	4th	5th & 6th
ALL	0	0	30,250	145,000	0
Totals	0	0	30,250	145,000	0

Washington State S. T. I. P.

2017 to 2020

(Project Funds to Nearest Dollar)

MPO/RTPO: Quad-Co RTPO

N Inside

Y Outside

November 17, 2017

County:

Agency: WSDOT - EAST

Func Cls	Project Number	PIN	STIP ID	Imp Type	Total Project Length	Environmental Type	RW Required	Begin Termini	End Termini	Total Est. Cost of Project	STIP Amend. No.
00		600025Z	600025Z22	21	0.000	CE	No	000	000	100,000	

Eastern Region Shoulder Rumble Strip Installation 2017-19

Install shoulder rumble strips

Funding

Phase	Start Date	Federal	Fund Code	Federal Funds		State Fund Code	State Funds	Local Funds	Total
PE	2017		HSIP	24,000			0	1,000	25,000
CN	2018		HSIP	73,500			0	1,500	75,000
Project Totals				97,500			0	2,500	100,000

Expenditure Schedule

Phase	1st	2nd	3rd	4th	5th & 6th
ALL	20,000	75,000	5,000	0	0
Totals	20,000	75,000	5,000	0	0

Washington State S. T. I. P.

2017 to 2020

(Project Funds to Nearest Dollar)

MPO/RTPO: Quad-Co RTPO

N Inside

Y Outside

November 17, 2017

County:

Agency: WSDOT - EAST

Func Cls	Project Number	PIN	STIP ID	Imp Type	Total Project Length	Environmental Type	RW Required	Begin Termini	End Termini	Total Est. Cost of Project	STIP Amend. No.
00		600026A	600026A22	21	0.000	CE	No	000	000	100,000	

Eastern Region Shoulder Rumble Strip Installation 2019-21

Install shoulder rumble strips

Funding

Phase	Start Date	Federal	Fund Code	Federal Funds		State Funds	Local Funds	Total
				Federal Funds	State Fund Code			
PE	2019		HSIP	24,000		0	1,000	25,000
CN	2020		HSIP	73,500		0	1,500	75,000
Project Totals				97,500		0	2,500	100,000

Expenditure Schedule

Phase	1st	2nd	3rd	4th	5th & 6th
ALL	0	0	20,000	75,000	5,000
Totals	0	0	20,000	75,000	5,000

Washington State S. T. I. P.

2017 to 2020

(Project Funds to Nearest Dollar)

MPO/RTPO: Quad-Co RTPO

N Inside

Y Outside

November 17, 2017

County:

Agency: WSDOT - EAST

Func Cls	Project Number	PIN	STIP ID	Imp Type	Total Project Length	Environmental Type	RW Required	Begin Termini	End Termini	Total Est. Cost of Project	STIP Amend. No.
01		609040B	609040B22	21	10.000	CE	No	280.00	290.00	5,981	

I-90/ER Illumination Rehab Phase 2 - Retrofit Luminaires

There are Eastern Region luminaire locations that conflict with the minimum safe distance for worker safety and the minimum safe distance for structure location in relation to the adjacent high voltage power lines in vicinity of these systems. This places maintenance forces in an unsafe work condition and the illumination system in proximity to these high voltage power lines at risk. This project shall address illumination location(s) on I-90 providing a safe work environment.

Funding

Phase	Start Date	Federal Fund Code	Federal Funds	State Fund Code	State Funds	Local Funds	Total
PE	2017	NHPP	754		0	31	785
CN	2018	NHPP	5,092		0	104	5,196
Project Totals			5,846		0	135	5,981

Expenditure Schedule

Phase	1st	2nd	3rd	4th	5th & 6th
ALL	786	3,780	1,415	0	0
Totals	786	3,780	1,415	0	0

Washington State S. T. I. P.

2017 to 2020

(Project Funds to Nearest Dollar)

MPO/RTPO: Quad-Co RTPO

N Inside

Y Outside

November 17, 2017

County:

Agency: WSDOT - EAST

Func Cls	Project Number	PIN	STIP ID	Imp Type	Total Project Length	Environmental Type	RW Required	Begin Termini	End Termini	Total Est. Cost of Project	STIP Amend. No.
01		609023W	609023W22	21	16.170	CE	No	239.12	255.29	440,120	

I-90/Lincoln Co - Roadside Safety Improvements

Remove or relocate roadside hazards or provide crashworthy barrier

Funding

Phase	Start Date	Federal	Fund Code	Federal Funds		State Fund Code	State Funds	Local Funds	Total
PE	2019		HSIP	129,254			0	5,386	134,640
Project Totals				129,254			0	5,386	134,640

Expenditure Schedule

Phase	1st	2nd	3rd	4th	5th & 6th
ALL	0	0	11,199	99,278	329,643
Totals	0	0	11,199	99,278	329,643

Washington State S. T. I. P.

2017 to 2020

(Project Funds to Nearest Dollar)

MPO/RTPO: Quad-Co RTPO

N Inside

Y Outside

November 17, 2017

County:

Agency: WSDOT - EAST

Func Cls	Project Number	PIN	STIP ID	Imp Type	Total Project Length	Environmental Type	RW Required	Begin Termini	End Termini	Total Est. Cost of Project	STIP Amend. No.
01		609022B	609022B01	14	0.030	DCE	No	221.95	221.98	5,493,298	

I-90/SR 261 EB & WB Bridges - Structure Rehabilitation

Rehabilitate existing structures and bridge decks to extend the service life of the bridges

Funding

Phase	Start Date	Federal	Fund Code	Federal Funds		State Fund Code	State Funds	Local Funds	Total
PE	2018		NHPP	534,644			0	22,276	556,920
CN	2020		NHPP	4,837,650			0	98,728	4,936,378
Project Totals				5,372,294			0	121,004	5,493,298

Expenditure Schedule

Phase	1st	2nd	3rd	4th	5th & 6th
ALL	0	15,000	500,000	3,000,000	1,978,298
Totals	0	15,000	500,000	3,000,000	1,978,298

Washington State S. T. I. P.

2017 to 2020

(Project Funds to Nearest Dollar)

MPO/RTPO: Quad-Co RTPO

N Inside

Y Outside

November 17, 2017

County:

Agency: WSDOT - EAST

Func Cls	Project Number	PIN	STIP ID	Imp Type	Total Project Length	Environmental Type	RW Required	Begin Termini	End Termini	Total Est. Cost of Project	STIP Amend. No.
01		609023N	609023N22	21	7.360	CE	No	231.76	239.12	220,680	

I-90/Tokio to Lincoln Co Line - Roadside Safety Improvements

Remove or relocate roadside hazards or provide crashworthy barrier

Funding

Phase	Start Date	Federal	Fund Code	Federal Funds		State Fund Code	State Funds	Local Funds	Total
PE	2019		HSIP	86,170			0	3,590	89,760
Project Totals				86,170			0	3,590	89,760

Expenditure Schedule

Phase	1st	2nd	3rd	4th	5th & 6th
ALL	0	0	5,192	60,931	154,557
Totals	0	0	5,192	60,931	154,557

Washington State S. T. I. P.

2017 to 2020

(Project Funds to Nearest Dollar)

MPO/RTPO: Quad-Co RTPO

N Inside

Y Outside

November 17, 2017

County:

Agency: WSDOT - EAST

Func Cls	Project Number	PIN	STIP ID	Imp Type	Total Project Length	Environmental Type	RW Required	Begin Termini	End Termini	Total Est. Cost of Project	STIP Amend. No.
01		609022A	609022A22	47	0.060	CE	No	0.30	0.36	901,973	

I-90/W 1st Ave Bridge - Deck Repair

Grind W 1st Ave bridge deck and replace it with a modified or latex concrete overlay to preserve the structural integrity of the bridge.

Funding

Phase	Start Date	Federal	Fund Code	Federal Funds		State Funds	Local Funds	Total
				Federal	State Fund Code			
PE	2019		NHPP	137,106		0	5,713	142,819
CN	2020		NHPP	743,971		0	15,183	759,154
Project Totals				881,077		0	20,896	901,973

Expenditure Schedule

Phase	1st	2nd	3rd	4th	5th & 6th
ALL	0	0	142,819	759,154	0
Totals	0	0	142,819	759,154	0

Washington State S. T. I. P.

2017 to 2020

(Project Funds to Nearest Dollar)

MPO/RTPO: Quad-Co RTPO

N Inside

Y Outside

November 17, 2017

County:

Agency: WSDOT - EAST

Func Cls	Project Number	PIN	STIP ID	Imp Type	Total Project Length	Environmental Type	RW Required	Begin Termini	End Termini	Total Est. Cost of Project	STIP Amend. No.
07		602110N	602110N22	08	0.020	CE	No	106.65	106.67	2,500,000	17-04

SR 21/Keller Ferry Terminal and Pontoon Replacement N and S

Replace deteriorated terminals on N and S side of river and pontoons

Funding

Phase	Start Date	Federal	Fund Code	Federal Funds		State Fund Code	State Funds	Local Funds	Total
PE	2017		STP	152,905			0	6,371	159,276
CN	2018		STP	2,293,909			0	46,815	2,340,724
Project Totals				2,446,814			0	53,186	2,500,000

Expenditure Schedule

Phase	1st	2nd	3rd	4th	5th & 6th
ALL	100,000	2,400,000	0	0	0
Totals	100,000	2,400,000	0	0	0

Washington State S. T. I. P.

2017 to 2020

(Project Funds to Nearest Dollar)

MPO/RTPO: Quad-Co RTPO

N Inside

Y Outside

November 17, 2017

County:

Agency: WSDOT - EAST

Func Cls	Project Number	PIN	STIP ID	Imp Type	Total Project Length	Environmental Type	RW Required	Begin Termini	End Termini	Total Est. Cost of Project	STIP Amend. No.
07		602108F	602108F22	47	0.010	CE	No	85.16	85.17	279,964	

SR 21/Sinking Creek Bridge - Deck Repair

Grind Sinking Creek bridge deck and replace it with a modified or latex concrete overlay to preserve the structural integrity of the bridge.

Funding

Phase	Start Date	Federal	Fund Code	Federal Funds		State Fund Code	State Funds	Local Funds	Total
PE	2019		STP	64,128			0	2,672	66,800
CN	2020		STP	208,901			0	4,263	213,164
Project Totals				273,029			0	6,935	279,964

Expenditure Schedule

Phase	1st	2nd	3rd	4th	5th & 6th
ALL	0	0	29,798	245,000	5,166
Totals	0	0	29,798	245,000	5,166

Washington State S. T. I. P.

2017 to 2020

(Project Funds to Nearest Dollar)

MPO/RTPO: Quad-Co RTPO

N Inside

Y Outside

November 17, 2017

County:

Agency: WSDOT - EAST

Func Cls	Project Number	PIN	STIP ID	Imp Type	Total Project Length	Environmental Type	RW Required	Begin Termini	End Termini	Total Est. Cost of Project	STIP Amend. No.
02		602608A	602608A22	47	8.070	CE	No	83.94	92.01	733,274	

SR 26/Bridge Approach Repair and Deck Overlay

Repair deteriorated asphalt on bridge approaches and deck repair on 3 bridges. Approach and departure roadway will be removed and replaced. The bridge decks will receive a membrane and an HMA overlay. Joint seals will be installed at the expansion locations.

Funding

Phase	Start Date	Federal	Fund Code	Federal Funds	State Fund Code	State Funds	Local Funds	Total
CN	2017		NHPP	638,016		0	13,020	651,036
Project Totals				638,016		0	13,020	651,036

Expenditure Schedule

Phase	1st	2nd	3rd	4th	5th & 6th
ALL	651,036	0	0	0	0
Totals	651,036	0	0	0	0

Washington State S. T. I. P.

2017 to 2020

(Project Funds to Nearest Dollar)

MPO/RTPO: Quad-Co RTPO

N Inside

Y Outside

November 17, 2017

County:

Agency: WSDOT - EAST

Func Cls	Project Number	PIN	STIP ID	Imp Type	Total Project Length	Environmental Type	RW Required	Begin Termini	End Termini	Total Est. Cost of Project	STIP Amend. No.
07		626105H	626105H01	11	0.050	CE	Yes	57.70	57.75	1,088,605	

SR 261/McElroy Coulee Crossing - Replace Drainage Structure

Replace bridge 261/320 with new drainage structure(s)

Funding

Phase	Start Date	Federal	Fund Code	Federal Funds		State Funds	Local Funds	Total
				State Fund Code				
PE	2017			0	CWA	179,248	0	179,248
RW	2018			0	CWA	24,200	0	24,200
CN	2019			0	CWA	885,157	0	885,157
Project Totals				0		1,088,605	0	1,088,605

Expenditure Schedule

Phase	1st	2nd	3rd	4th	5th & 6th
ALL	179,248	24,200	885,157	0	0
Totals	179,248	24,200	885,157	0	0

Washington State S. T. I. P.

2017 to 2020

(Project Funds to Nearest Dollar)

MPO/RTPO: Quad-Co RTPO

N Inside

Y Outside

November 17, 2017

County:

Agency: WSDOT - EAST

Func Cls	Project Number	PIN	STIP ID	Imp Type	Total Project Length	Environmental Type	RW Required	Begin Termini	End Termini	Total Est. Cost of Project	STIP Amend. No.
02		600200E	600200E22	21	18.500	CE	No	275.50	294.00	12,805	

US 2/ER Illumination Rehab Phase 2 - Retrofit Luminaires

There are Eastern Region luminaire locations and sign bridge that conflict with the minimum safe distance for worker safety and the minimum safe distance for structure location in relation to the adjacent high voltage power lines in the vicinity of these systems. This places maintenance forces in an unsafe work condition and the illumination system in proximity to these high voltage power lines at risk. This project shall address locations on US 2 providing a safe work environment.

Funding

Phase	Start Date	Federal Fund Code	Federal Funds	State Fund Code	State Funds	Local Funds	Total
PE	2017	NHPP	1,615		0	67	1,682
CN	2018	NHPP	10,900		0	223	11,123
Project Totals			12,515		0	290	12,805

Expenditure Schedule

Phase	1st	2nd	3rd	4th	5th & 6th
ALL	1,682	8,095	3,028	0	0
Totals	1,682	8,095	3,028	0	0

	Federal Funds	State Funds	Local Funds	Total
Agency Totals for WSDOT - EAST	11,335,700	1,088,605	260,304	12,684,609

Washington State S. T. I. P.

2017 to 2020

(Project Funds to Nearest Dollar)

MPO/RTPO: Quad-Co RTPO

N Inside

Y Outside

November 17, 2017

County:

Agency: WSDOT - HQS M&O

Func Cls	Project Number	PIN	STIP ID	Imp Type	Total Project Length	Environmental Type	RW Required	Begin Termini	End Termini	Total Est. Cost of Project	STIP Amend. No.
00		009022B	009022B	44	1.000	CE	No	241.00	242.00	97,206	17-01

I-90/Sprague Lake EB SRA Phase 1 - Sewage Lagoon Reconstruction

In 2011 the active lagoons reached critical levels and sewage was backing up into a damaged cell. Restoring the capacity by repairing the damaged cell will return it to normal service. Cleaning out the original lagoon and upgrading the diverter so that it can be used for emergencies.

Funding

Phase	Start Date	Federal	Fund Code	Federal Funds	State Fund Code	State Funds	Local Funds	Total
PE	2019		NHPP	2,037		0	85	2,122
CN	2020		NHPP	93,184		0	1,900	95,084
Project Totals				95,221		0	1,985	97,206

Expenditure Schedule

Phase	1st	2nd	3rd	4th	5th & 6th
PE	0	0	2,122	0	0
CN	0	0	0	95,084	0
Totals	0	0	2,122	95,084	0

Washington State S. T. I. P.

2017 to 2020

(Project Funds to Nearest Dollar)

MPO/RTPO: Quad-Co RTPO

N Inside

Y Outside

November 17, 2017

County:

Agency: WSDOT - HQS M&O

Func Cls	Project Number	PIN	STIP ID	Imp Type	Total Project Length	Environmental Type	RW Required	Begin Termini	End Termini	Total Est. Cost of Project	STIP Amend. No.
02		090600B	090600B	44	0.020	CE	No	00.46	00.48	165,370	17-01

SR 906/Travelers Rest Safety Rest Area - Roof Repair - SCR

Repair roof and fascia damaged from snow and ice buildup.

Funding

Phase	Start Date	Federal Funds		State Fund Code	State Funds	Local Funds	Total	
		Federal	Fund Code					
PE	2017		NHPP		3,732	0	156	3,888
CN	2017		NHPP		158,252	0	3,230	161,482
Project Totals					161,984	0	3,386	165,370

Expenditure Schedule

Phase	1st	2nd	3rd	4th	5th & 6th
PE	3,888	0	0	0	0
CN	161,482	0	0	0	0
Totals	165,370	0	0	0	0

Federal Funds		State Funds	Local Funds	Total	
Agency Totals for WSDOT - HQS M&O		257,205	0	5,371	262,576

Washington State S. T. I. P.

2017 to 2020

(Project Funds to Nearest Dollar)

MPO/RTPO: Quad-Co RTPO

N Inside

Y Outside

November 17, 2017

County:

Agency: WSDOT - NC

Func Cls	Project Number	PIN	STIP ID	Imp Type	Total Project Length	Environmental Type	RW Required	Begin Termini	End Termini	Total Est. Cost of Project	STIP Amend. No.
01	9999(749)	209002H	209002H	28	0.620	CE	No	161.27	161.89	66,317	

I90/Winchester Rest Areas - ADA Compliance

Upgrading existing pedestrian facilities to current ADA standards.

Funding

Phase	Start Date	Federal Fund Code	Federal Funds		State Fund Code	State Funds	Local Funds	Total
			Federal	Funds				
CN	2017	NHPP		57,894		0	1,181	59,075
Project Totals				57,894		0	1,181	59,075

Expenditure Schedule

Phase	1st	2nd	3rd	4th	5th & 6th
CN	59,075	0	0	0	0
Totals	59,075	0	0	0	0

Washington State S. T. I. P.

2017 to 2020

(Project Funds to Nearest Dollar)

MPO/RTPO: Quad-Co RTPO

N Inside

Y Outside

November 17, 2017

County:

Agency: WSDOT - NC

Func Cls	Project Number	PIN	STIP ID	Imp Type	Total Project Length	Environmental Type	RW Required	Begin Termini	End Termini	Total Est. Cost of Project	STIP Amend. No.
00	9999(769)	200007A	200007AQCO	21		CE	No	Varies	Varies	670,500	

NCR 15-17 Regionwide Intersection Safety Implementation

Signing and pavement marking enhancements for stop controlled intersections. Other misc. minor safety enhancements.

Funding

Phase	Start Date	Federal Fund Code	Federal Funds		State Fund Code	State Funds	Local Funds	Total
			Federal	Fund Code				
CN	2017	HSIP		564,578		0	11,522	576,100
Project Totals				564,578		0	11,522	576,100

Expenditure Schedule

Phase	1st	2nd	3rd	4th	5th & 6th
CN	576,100	0	0	0	0
Totals	576,100	0	0	0	0

Washington State S. T. I. P.

2017 to 2020

(Project Funds to Nearest Dollar)

MPO/RTPO: Quad-Co RTPO

N Inside

Y Outside

November 17, 2017

County:

Agency: WSDOT - NC

Func Cls	Project Number	PIN	STIP ID	Imp Type	Total Project Length	Environmental Type	RW Required	Begin Termini	End Termini	Total Est. Cost of Project	STIP Amend. No.
00	9999(727)	200006V	200006V	21		CE	No	Various	Various	73,810	17-09

NCR 15-17 Regionwide Shoulder Rumble Strip

This project will install shoulder rumble strips.

Funding

Phase	Start Date	Federal	Fund Code	Federal Funds		State Fund Code	State Funds	Local Funds	Total
CN	2017		HSIP	71,406			0	1,457	72,863
Project Totals				71,406			0	1,457	72,863

Expenditure Schedule

Phase	1st	2nd	3rd	4th	5th & 6th
CN	1,457	71,406	0	0	0
Totals	1,457	71,406	0	0	0

Washington State S. T. I. P.

2017 to 2020

(Project Funds to Nearest Dollar)

MPO/RTPO: Quad-Co RTPO

N Inside

Y Outside

November 17, 2017

County:

Agency: WSDOT - NC

Func Cls	Project Number	PIN	STIP ID	Imp Type	Total Project Length	Environmental Type	RW Required	Begin Termini	End Termini	Total Est. Cost of Project	STIP Amend. No.
00		200005N	200005NQC	21		CE	No	Various	Various	304,733	

NCR 17-19 Regionwide Curve Warning Sign Update

Update curve signing throughout NCR.

Funding

Phase	Start Date	Federal	Fund Code	Federal Funds		State Fund Code	State Funds	Local Funds	Total
PE	2017		HSIP		32,512		0	1,355	33,867
CN	2018		HSIP		265,449		0	5,417	270,866
Project Totals					297,961		0	6,772	304,733

Expenditure Schedule

Phase	1st	2nd	3rd	4th	5th & 6th
PE	1,355	32,512	0	0	0
CN	0	5,417	265,449	0	0
Totals	1,355	37,929	265,449	0	0

Washington State S. T. I. P.

2017 to 2020

(Project Funds to Nearest Dollar)

MPO/RTPO: Quad-Co RTPO

N Inside

Y Outside

November 17, 2017

County:

Agency: WSDOT - NC

Func Cls	Project Number	PIN	STIP ID	Imp Type	Total Project Length	Environmental Type	RW Required	Begin Termini	End Termini	Total Est. Cost of Project	STIP Amend. No.
00		200007K	200007KQC	21		CE	No	Various	Various	133,333	

NCR 17-19 Regionwide Shoulder Rumble Strip Installation

This project will install shoulder rumble strips and misc associated items.

Funding

Phase	Start Date	Federal	Fund Code	Federal Funds		State Fund Code	State Funds	Local Funds	Total
PE	2017		HSIP	12,800			0	533	13,333
CN	2017		HSIP	117,600			0	2,400	120,000
Project Totals				130,400			0	2,933	133,333

Expenditure Schedule

Phase	1st	2nd	3rd	4th	5th & 6th
PE	533	12,800	0	0	0
CN	2,400	117,600	0	0	0
Totals	2,933	130,400	0	0	0

Washington State S. T. I. P.

2017 to 2020

(Project Funds to Nearest Dollar)

MPO/RTPO: Quad-Co RTPO

N Inside

Y Outside

November 17, 2017

County:

Agency: WSDOT - NC

Func Cls	Project Number	PIN	STIP ID	Imp Type	Total Project Length	Environmental Type	RW Required	Begin Termini	End Termini	Total Est. Cost of Project	STIP Amend. No.
00		200007W	200007WQC	21		CE	No	Various	Various	1,333,333	

NCR 17-19 Weathering Steel Guardrail Rehabilitation

This project will replace weathering steel beam guardrail at select locations.

Funding

Phase	Start Date	Federal	Fund Code	Federal Funds		State Funds	Local Funds	Total
				Federal Funds	State Fund Code			
PE	2017		HSIP	64,000		0	2,667	66,667
CN	2018		HSIP	1,241,333		0	25,333	1,266,666
Project Totals				1,305,333		0	28,000	1,333,333

Expenditure Schedule

Phase	1st	2nd	3rd	4th	5th & 6th
PE	2,667	64,000	0	0	0
CN	0	25,333	1,241,333	0	0
Totals	2,667	89,333	1,241,333	0	0

Washington State S. T. I. P.

2017 to 2020

(Project Funds to Nearest Dollar)

MPO/RTPO: Quad-Co RTPO

N Inside

Y Outside

November 17, 2017

County:

Agency: WSDOT - NC

Func Cls	Project Number	PIN	STIP ID	Imp Type	Total Project Length	Environmental Type	RW Required	Begin Termini	End Termini	Total Est. Cost of Project	STIP Amend. No.
00		200000U	200000UQC	21		CE	No	Various	Various	152,983	

NCR Centerline Rumble Strips/Section C

This project will install centerline rumble strips and misc associated items.

Funding

Phase	Start Date	Federal	Fund Code	Federal Funds		State Funds	Local Funds	Total
				Federal	State Fund Code			
PE	2017		HSIP	20,577		0	857	21,434
CN	2017		HSIP	128,918		0	2,631	131,549
Project Totals				149,495		0	3,488	152,983

Expenditure Schedule

Phase	1st	2nd	3rd	4th	5th & 6th
PE	20,577	857	0	0	0
CN	2,631	128,918	0	0	0
Totals	23,208	129,775	0	0	0

Washington State S. T. I. P.

2017 to 2020

(Project Funds to Nearest Dollar)

MPO/RTPO: Quad-Co RTPO

N Inside

Y Outside

November 17, 2017

County:

Agency: WSDOT - NC

Func Cls	Project Number	PIN	STIP ID	Imp Type	Total Project Length	Environmental Type	RW Required	Begin Termini	End Termini	Total Est. Cost of Project	STIP Amend. No.
00		200000Z	200000ZQC	21		CE	No	Various	Various	120,000	

NCR Guardrail Update 17-19

This project will update barrier/guardrail throughout NCR.

Funding

Phase	Start Date	Federal	Fund Code	Federal Funds		State Fund Code	State Funds	Local Funds	Total
PE	2017		HSIP	18,432			0	768	19,200
CN	2018		HSIP	98,784			0	2,016	100,800
Project Totals				117,216			0	2,784	120,000

Expenditure Schedule

Phase	1st	2nd	3rd	4th	5th & 6th
PE	768	18,432	0	0	0
CN	0	2,016	98,784	0	0
Totals	768	20,448	98,784	0	0

Washington State S. T. I. P.

2017 to 2020

(Project Funds to Nearest Dollar)

MPO/RTPO: Quad-Co RTPO

N Inside

Y Outside

November 17, 2017

County:

Agency: WSDOT - NC

Func Cls	Project Number	PIN	STIP ID	Imp Type	Total Project Length	Environmental Type	RW Required	Begin Termini	End Termini	Total Est. Cost of Project	STIP Amend. No.
00	9999(769)	200000W	200000WQC	44		CE	No	Various	Various	79,000	

NCR Sign Update 15-17

Signs will be updated to provide adequate warning time for the traveling public.

Funding

Phase	Start Date	Federal Fund Code	Federal Funds		State Fund Code	State Funds	Local Funds	Total
			Federal	Funds				
CN	2017	STP		62,622		0	1,278	63,900
Project Totals				62,622		0	1,278	63,900

Expenditure Schedule

Phase	1st	2nd	3rd	4th	5th & 6th
CN	63,900	0	0	0	0
Totals	63,900	0	0	0	0

Washington State S. T. I. P.

2017 to 2020

(Project Funds to Nearest Dollar)

MPO/RTPO: Quad-Co RTPO

N Inside

Y Outside

November 17, 2017

County:

Agency: WSDOT - NC

Func Cls	Project Number	PIN	STIP ID	Imp Type	Total Project Length	Environmental Type	RW Required	Begin Termini	End Termini	Total Est. Cost of Project	STIP Amend. No.
02	0017(046)	201790B	201790B	21	3.590	CE	No	50.56	54.15	863,387	1710 AdMod

SR 17/I-90 to Broadway Ave Safety Improvements

This project will install systems to alert and increase awareness of drivers at select intersections.

Funding

Phase	Start Date	Federal	Fund Code	Federal Funds	State Fund Code	State Funds	Local Funds	Total
PE	2017		HSIP	138,521		0	5,772	144,293
CN	2018		HSIP	704,712		0	14,382	719,094
Project Totals				843,233		0	20,154	863,387

Expenditure Schedule

Phase	1st	2nd	3rd	4th	5th & 6th
PE	5,772	138,521	0	0	0
CN	0	14,382	704,712	0	0
Totals	5,772	152,903	704,712	0	0

Washington State S. T. I. P.

2017 to 2020

(Project Funds to Nearest Dollar)

MPO/RTPO: Quad-Co RTPO

N Inside

Y Outside

November 17, 2017

County:

Agency: WSDOT - NC

Func Cls	Project Number	PIN	STIP ID	Imp Type	Total Project Length	Environmental Type	RW Required	Begin Termini	End Termini	Total Est. Cost of Project	STIP Amend. No.
02	0017(043)	201790I	201790I	28	1.750	CE	No	57.15	58.90	87,907	1708 AdMod

SR 17/Moses Lake North - ADA Compliance

Update ADA features.

Funding

Phase	Start Date	Federal	Fund Code	Federal Funds		State Fund Code	State Funds	Local Funds	Total
PE	2017		NHPP	12,095			0	504	12,599
CN	2017		NHPP	73,802			0	1,506	75,308
Project Totals				85,897			0	2,010	87,907

Expenditure Schedule

Phase	1st	2nd	3rd	4th	5th & 6th
PE	12,095	504	0	0	0
CN	1,506	73,802	0	0	0
Totals	13,601	74,306	0	0	0

Washington State S. T. I. P.

2017 to 2020

(Project Funds to Nearest Dollar)

MPO/RTPO: Quad-Co RTPO

N Inside

Y Outside

November 17, 2017

County:

Agency: WSDOT - NC

Func Cls	Project Number	PIN	STIP ID	Imp Type	Total Project Length	Environmental Type	RW Required	Begin Termini	End Termini	Total Est. Cost of Project	STIP Amend. No.
02		201790E	201790E	21	0.240	CE	No	35.8	36.14	435,206	

SR 17/Prior Farms - Left Turn Lane

Increase safety by constructing a left turn lane on SR 17 for traffic turning into Prior Farms.

Funding

Phase	Start Date	Federal	Fund Code	Federal Funds		State Fund Code	State Funds	Local Funds	Total
PE	2017		HSIP	58,363			0	2,432	60,795
CN	2017		HSIP	366,923			0	7,488	374,411
Project Totals				425,286			0	9,920	435,206

Expenditure Schedule

Phase	1st	2nd	3rd	4th	5th & 6th
ALL	65,851	369,355	0	0	0
Totals	65,851	369,355	0	0	0

Washington State S. T. I. P.

2017 to 2020

(Project Funds to Nearest Dollar)

MPO/RTPO: Quad-Co RTPO

N Inside

Y Outside

November 17, 2017

County:

Agency: WSDOT - NC

Func Cls	Project Number	PIN	STIP ID	Imp Type	Total Project Length	Environmental Type	RW Required	Begin Termini	End Termini	Total Est. Cost of Project	STIP Amend. No.
02	9999(743)	201701T	201701T	21	0.850	CE	No	57.23	58.08	239,878	1703 AdMod

SR 17/West of Moses Lake

This project will flatten slopes on SR 17, address signing and other minor safety items.

Funding

Phase	Start Date	Federal	Fund Code	Federal Funds	State Fund Code	State Funds	Local Funds	Total
CN	2017		HSIP	150,067		0	3,062	153,129
Project Totals				150,067		0	3,062	153,129

Expenditure Schedule

Phase	1st	2nd	3rd	4th	5th & 6th
CN	153,129	0	0	0	0
Totals	153,129	0	0	0	0

Washington State S. T. I. P.

2017 to 2020

(Project Funds to Nearest Dollar)

MPO/RTPO: Quad-Co RTPO

N Inside

Y Outside

November 17, 2017

County:

Agency: WSDOT - NC

Func Cls	Project Number	PIN	STIP ID	Imp Type	Total Project Length	Environmental Type	RW Required	Begin Termini	End Termini	Total Est. Cost of Project	STIP Amend. No.
02	9999(743)	217107C	217107C	21	0.030	CE	No	2.66	2.69	95,422	

SR 171/Beech St Intersection - Safety Improvements

Installation of curb extensions to both sides of SR 171 at Beech St. Intersection.

Funding

Phase	Start Date	Federal	Fund Code	Federal Funds		State Fund Code	State Funds	Local Funds	Total
CN	2017		HSIP	72,049			0	1,470	73,519
Project Totals				72,049			0	1,470	73,519

Expenditure Schedule

Phase	1st	2nd	3rd	4th	5th & 6th
CN	73,519	0	0	0	0
Totals	73,519	0	0	0	0

Washington State S. T. I. P.

2017 to 2020

(Project Funds to Nearest Dollar)

MPO/RTPO: Quad-Co RTPO

N Inside

Y Outside

November 17, 2017

County:

Agency: WSDOT - NC

Func Cls	Project Number	PIN	STIP ID	Imp Type	Total Project Length	Environmental Type	RW Required	Begin Termini	End Termini	Total Est. Cost of Project	STIP Amend. No.
07		202491C	202491C	21	0.130	CE	Yes	78.22	78.35	1,701,046	17-02

SR 24/ Bench Rd Intersection Improvements

This project will construct a roundabout.

Funding

Phase	Start Date	Federal	Fund Code	Federal Funds		State Funds	Local Funds	Total
				State Fund Code				
PE	2017		HSIP		272,972	0	11,374	284,346
RW	2018		HSIP		31,409	0	641	32,050
CN	2019		HSIP		1,356,957	0	27,693	1,384,650
Project Totals					1,661,338	0	39,708	1,701,046

Expenditure Schedule

Phase	1st	2nd	3rd	4th	5th & 6th
PE	84,346	150,000	50,000	0	0
RW	31,409	641	0	0	0
CN	1,356,957	27,693	0	0	0
Totals	1,472,712	178,334	50,000	0	0

Washington State S. T. I. P.

2017 to 2020

(Project Funds to Nearest Dollar)

MPO/RTPO: Quad-Co RTPO

N Inside

Y Outside

November 17, 2017

County:

Agency: WSDOT - NC

Func Cls	Project Number	PIN	STIP ID	Imp Type	Total Project Length	Environmental Type	RW Required	Begin Termini	End Termini	Total Est. Cost of Project	STIP Amend. No.
06	0026(033)	202600P	202600P	21	0.500	CE	No	0.79	1.29	152,870	

SR 26/243 Intersection Improvements

A number of collisions have been occurring at this rural intersection elevating it to the intersection analysis location list (IAL). Several minor improvements will create a safer intersection. These improvements include but are not limited to a Vehicle Speed Display, striping changes and improved sight distance.

Funding

Phase	Start Date	Federal Fund Code	Federal Funds		Local Funds	Total
			State Fund Code	State Funds		
CN	2017	HSIP		122,662	0	125,165
Project Totals				122,662	0	125,165

Expenditure Schedule

Phase	1st	2nd	3rd	4th	5th & 6th
CN	125,165	0	0	0	0
Totals	125,165	0	0	0	0

Washington State S. T. I. P.

2017 to 2020

(Project Funds to Nearest Dollar)

MPO/RTPO: Quad-Co RTPO

N Inside

Y Outside

November 17, 2017

County:

Agency: WSDOT - NC

Func Cls	Project Number	PIN	STIP ID	Imp Type	Total Project Length	Environmental Type	RW Required	Begin Termini	End Termini	Total Est. Cost of Project	STIP Amend. No.
02	0026(033)	2026000	2026000	21	0.520	CE	Yes	038.25	038.77	674,408	

SR 26/Thacker Road - Intersection Improvements

Intersection improvement which will add advanced warning of side road traffic and improved geometrics.

Funding

Phase	Start Date	Federal	Fund Code	Federal Funds		State Fund Code	State Funds	Local Funds	Total
CN	2017		HSIP	500,908			0	10,223	511,131
Project Totals				500,908			0	10,223	511,131

Expenditure Schedule

Phase	1st	2nd	3rd	4th	5th & 6th
CN	511,131	0	0	0	0
Totals	511,131	0	0	0	0

Washington State S. T. I. P.

2017 to 2020

(Project Funds to Nearest Dollar)

MPO/RTPO: Quad-Co RTPO

N Inside

Y Outside

November 17, 2017

County:

Agency: WSDOT - NC

Func Cls	Project Number	PIN	STIP ID	Imp Type	Total Project Length	Environmental Type	RW Required	Begin Termini	End Termini	Total Est. Cost of Project	STIP Amend. No.
06	9999(749)	202804E	202804E	28	8.480	CE	No	44.55	53.03	1,548,980	1708 AdMod

SR 28/Ephrata Vicinity - ADA Compliance

This project updates pedestrian facilities to meet current ADA standards.

Funding

Phase	Start Date	Federal Fund Code	Federal Funds	State Fund Code	State Funds	Local Funds	Total
RW	2017	STP	38,274		0	781	39,055
CN	2017	STP	1,271,413		0	25,947	1,297,360
Project Totals			1,309,687		0	26,728	1,336,415

Expenditure Schedule

Phase	1st	2nd	3rd	4th	5th & 6th
RW	19,000	20,055	0	0	0
CN	25,947	1,271,413	0	0	0
Totals	44,947	1,291,468	0	0	0

Washington State S. T. I. P.

2017 to 2020

(Project Funds to Nearest Dollar)

MPO/RTPO: Quad-Co RTPO

N Inside

Y Outside

November 17, 2017

County:

Agency: WSDOT - NC

Func Cls	Project Number	PIN	STIP ID	Imp Type	Total Project Length	Environmental Type	RW Required	Begin Termini	End Termini	Total Est. Cost of Project	STIP Amend. No.
02		202600S	202600S	05	0.030	CE	No	57.69	57.72	1,112,421	17-07

SR26/Railroad Bridge - Deck Repair

This project will repair the existing bridge deck to increase the life cycle of this structure.

Funding

Phase	Start Date	Federal	Fund Code	Federal Funds		State Fund Code	State Funds	Local Funds	Total
PE	2017		NHPP	95,511			0	4,108	99,619
CN	2018		NHPP	992,362			0	20,440	1,012,802
Project Totals				1,087,873			0	24,548	1,112,421

Expenditure Schedule

Phase	1st	2nd	3rd	4th	5th & 6th
PE	50,000	49,619	0	0	0
CN	0	992,362	20,440	0	0
Totals	50,000	1,041,981	20,440	0	0

Washington State S. T. I. P.

2017 to 2020

(Project Funds to Nearest Dollar)

MPO/RTPO: Quad-Co RTPO

N Inside

Y Outside

November 17, 2017

County:

Agency: WSDOT - NC

Func Cls	Project Number	PIN	STIP ID	Imp Type	Total Project Length	Environmental Type	RW Required	Begin Termini	End Termini	Total Est. Cost of Project	STIP Amend. No.
07	0097(166)	209702M	209702M	44	0.040	DCE	No	159.25	159.69	5,286,596	17-08

US 97/Swauk Creek Campground - Fish Passage Retrofit

Fish Passage and Wildlife connectivity

Funding

Phase	Start Date	Federal Fund Code	Federal Funds	State Fund Code	State Funds	Local Funds	Total
CN	2017	NHPP	4,710,464		0	96,132	4,806,596
Project Totals			4,710,464		0	96,132	4,806,596

Expenditure Schedule

Phase	1st	2nd	3rd	4th	5th & 6th
CN	6,596	4,800,000	0	0	0
Totals	6,596	4,800,000	0	0	0

	Federal Funds	State Funds	Local Funds	Total
Agency Totals for WSDOT - NC	13,726,369	0	295,873	14,022,242

Washington State S. T. I. P.

2017 to 2020

(Project Funds to Nearest Dollar)

MPO/RTPO: Quad-Co RTPO

N Inside

Y Outside

November 17, 2017

County:

Agency: WSDOT - SC

Func Cls	Project Number	PIN	STIP ID	Imp Type	Total Project Length	Environmental Type	RW Required	Begin Termini	End Termini	Total Est. Cost of Project	STIP Amend. No.
00	9999(768)	500008T	500008T19	21		CE	No	varies	varies	13,684	17-01

15-17 SCR - Intersection Safety Implementation Program

Replace existing signs and pavement marking enhancements. This project updates signing and pavement markings at various locations throughout the region to address worn and/or non-reflective signing and pavement markings and may also update sign posts. This work will assist the traveling public with improved sign and pavement marking visibility. This record is for work in Kittitas County as part of a region wide project.

Funding

Phase	Start Date	Federal Fund Code	Federal Funds		State Fund Code	State Funds	Local Funds	Total
			Federal	Fund Code				
CN	2017	HSIP		9,800		0	200	10,000
Project Totals				9,800		0	200	10,000

Expenditure Schedule

Phase	1st	2nd	3rd	4th	5th & 6th
ALL	10,000	0	0	0	0
Totals	10,000	0	0	0	0

Washington State S. T. I. P.

2017 to 2020

(Project Funds to Nearest Dollar)

MPO/RTPO: Quad-Co RTPO

N Inside

Y Outside

November 17, 2017

County:

Agency: WSDOT - SC

Func Cls	Project Number	PIN	STIP ID	Imp Type	Total Project Length	Environmental Type	RW Required	Begin Termini	End Termini	Total Est. Cost of Project	STIP Amend. No.
00	9999(763)	500007S	500007S19	21		CE	No	Varies	Varies	147,639	17-01

15-17 SCR Region Wide Basic Safety - Signing

Replace existing deteriorating signs. This project updates signing at various locations throughout the region to address worn and/or non-reflective signing, and may also update sign posts. This work improves sign visibility for the traveling public. This record is for work in Kittitas County as part of a region wide project.

Funding

Phase	Start Date	Federal	Fund Code	Federal Funds		Local Funds	Total
				State Fund Code	State Funds		
CN	2017		HSIP		127,400	0	130,000
Project Totals					127,400	0	130,000

Expenditure Schedule

Phase	1st	2nd	3rd	4th	5th & 6th
ALL	130,000	0	0	0	0
Totals	130,000	0	0	0	0

Washington State S. T. I. P.

2017 to 2020

(Project Funds to Nearest Dollar)

MPO/RTPO: Quad-Co RTPO

N Inside

Y Outside

November 17, 2017

County:

Agency: WSDOT - SC

Func Cls	Project Number	PIN	STIP ID	Imp Type	Total Project Length	Environmental Type	RW Required	Begin Termini	End Termini	Total Est. Cost of Project	STIP Amend. No.
00		BPQUADC	BPQUADCO	06		CE	No	Varies	Varies	77,274,184	

Asphalt/Chip Seal Preservation Quad-County RTPO

Resurface the roadway with chip seal or hot mix asphalt to preserve the structural integrity of the roadway and extend the service life of the pavement. For a list of included projects, go to www.wsdot.wa.gov/projects/search

Washington State S. T. I. P.

2017 to 2020

(Project Funds to Nearest Dollar)

MPO/RTPO: Quad-Co RTPO

N Inside

Y Outside

November 17, 2017

County:

Agency: WSDOT - SC

Funding

Phase	Start Date	Federal	Fund Code	Federal Funds		State Funds	Local Funds	Total
				Federal Funds	State Fund Code			
PE	2017		NHPP	1,471,860		0	58,874	1,530,734
PE	2018		NHPP	160,982		0	7,283	168,265
PE	2018		STP	21,105		0	0	21,105
PE	2019		NHPP	1,118,111		0	59,912	1,178,023
PE	2019		STP	379,688		0	0	379,688
PE	2020		NHPP	28,334		0	2,773	31,107
PE	2020		STP	40,996		0	0	40,996
CN	2017		NHPP	4,214,593		0	158,070	4,372,663
CN	2017		STP	3,688,909		0	0	3,688,909
CN	2018		NHPP	4,809,584		0	96,192	4,905,776
CN	2019		NHPP	22,099,520		0	544,344	22,643,864
CN	2019		STP	5,117,663		0	0	5,117,663
CN	2020		NHPP	22,598,654		0	650,890	23,249,544
CN	2020		STP	9,945,847		0	0	9,945,847
Project Totals				75,695,846		0	1,578,338	77,274,184

Expenditure Schedule

Phase	1st	2nd	3rd	4th	5th & 6th
ALL	9,592,306	5,095,146	29,319,238	33,267,494	0
Totals	9,592,306	5,095,146	29,319,238	33,267,494	0

Washington State S. T. I. P.

2017 to 2020

(Project Funds to Nearest Dollar)

MPO/RTPO: Quad-Co RTPO

N Inside

Y Outside

November 17, 2017

County:

Agency: WSDOT - SC

Func Cls	Project Number	PIN	STIP ID	Imp Type	Total Project Length	Environmental Type	RW Required	Begin Termini	End Termini	Total Est. Cost of Project	STIP Amend. No.
00		WPQUAD C	WPQUADCO	06		CE	No	Varies	Varies	3,042,752	

Concrete Roadway Preservation Quad-County RTPO

Concrete roadway preservation. Replace/rehabilitate existing concrete pavements and joints. This work will extend the life of the pavement and provide a smoother ride. For a list of projects go to www.wsdot.wa.gov/projects/search/.

Funding

Phase	Start Date	Federal Fund Code	Federal Funds		State Fund Code	State Funds	Local Funds	Total
			Federal	Funds				
PE	2017	STP		242,926		0	9,717	252,643
CN	2018	STP		2,735,401		0	54,708	2,790,109
Project Totals				2,978,327		0	64,425	3,042,752

Expenditure Schedule

Phase	1st	2nd	3rd	4th	5th & 6th
ALL	252,643	2,790,109	0	0	0
Totals	252,643	2,790,109	0	0	0

Washington State S. T. I. P.

2017 to 2020

(Project Funds to Nearest Dollar)

MPO/RTPO: Quad-Co RTPO

N Inside

Y Outside

November 17, 2017

County:

Agency: WSDOT - SC

Func Cls	Project Number	PIN	STIP ID	Imp Type	Total Project Length	Environmental Type	RW Required	Begin Termini	End Termini	Total Est. Cost of Project	STIP Amend. No.
01	0901(491)	508208R	508208R19	14	0.080	CE	No	3.21	3.29	1,971,697	1703 AdMod

I-82/SR 821/Thrall Road Bridge EB - Deck Rehabilitation

Scarify and overlay bridge deck on Bridge 82/10S. The bridge deck on the SR 821/Thrall Road Bridge on eastbound I-82 south of Ellensburg is showing signs of deterioration from normal wear. This project will repair and resurface the existing bridge deck to maintain the structural integrity, continue safe operation of the highway, and extend the life of the bridge.

Funding

Phase	Start Date	Federal Fund Code	Federal Funds	State Fund Code	State Funds	Local Funds	Total
CN	2017	NHPP	1,764,687		0	36,020	1,800,707
Project Totals			1,764,687		0	36,020	1,800,707

Expenditure Schedule

Phase	1st	2nd	3rd	4th	5th & 6th
ALL	1,734,082	66,625	0	0	0
Totals	1,734,082	66,625	0	0	0

Washington State S. T. I. P.

2017 to 2020

(Project Funds to Nearest Dollar)

MPO/RTPO: Quad-Co RTPO

N Inside

Y Outside

November 17, 2017

County:

Agency: WSDOT - SC

Func Cls	Project Number	PIN	STIP ID	Imp Type	Total Project Length	Environmental Type	RW Required	Begin Termini	End Termini	Total Est. Cost of Project	STIP Amend. No.
00		500009W	500009W19	20		DCE	No	Varies	Varies	539,090	17-08

I-90, US 97 & SR 970 Ellensburg Vic - CED Planning and Mitigation

Complete reach assessment, gap analysis, scope and prioritize solutions. The Yakima and Teanaway Rivers have created multiple chronic environmental deficiencies along I-90, US 97, and SR 970 in Kittitas County. This project will complete the Yakima River reach assessment, perform a gap analysis to identify outstanding CED planning tasks, and scope and prioritize recommended solutions. This project will design and construct the identified solution for the priority CED location along the Teanaway River and SR970 near MP 6.0.

Funding

Phase	Start Date	Federal Fund Code	Federal Funds		State Fund Code	State Funds	Local Funds	Total
			Federal	Fund Code				
PE	2017	STP		132,885		0	5,537	138,422
CN	2018	STP		392,655		0	8,013	400,668
Project Totals				525,540		0	13,550	539,090

Expenditure Schedule

Phase	1st	2nd	3rd	4th	5th & 6th
ALL	18,422	120,000	400,668	0	0
Totals	18,422	120,000	400,668	0	0

Washington State S. T. I. P.

2017 to 2020

(Project Funds to Nearest Dollar)

MPO/RTPO: Quad-Co RTPO

N Inside

Y Outside

November 17, 2017

County:

Agency: WSDOT - SC

Func Cls	Project Number	PIN	STIP ID	Imp Type	Total Project Length	Environmental Type	RW Required	Begin Termini	End Termini	Total Est. Cost of Project	STIP Amend. No.
01	0901(491)	509014I	509014I19	14	0.030	CE	No	75.35	75.38	405,878	1703 AdMod

I-90/Big Creek Bridge WB - Deck Rehabilitation

Scarify and overlay bridge deck on Bridge 90/126N. The bridge deck of the westbound Big Creek Bridge on I-90 east of Easton is showing signs of fatigue. This project will repair and resurface the existing bridge deck to maintain the structural integrity, continue safe operation of the highway, and extend the life of the bridge.

Funding

Phase	Start Date	Federal Fund Code	Federal Funds	State Fund Code	State Funds	Local Funds	Total
CN	2017	NHPP	341,550		0	6,970	348,520
Project Totals			341,550		0	6,970	348,520

Expenditure Schedule

Phase	1st	2nd	3rd	4th	5th & 6th
ALL	335,625	12,895	0	0	0
Totals	335,625	12,895	0	0	0

Washington State S. T. I. P.

2017 to 2020

(Project Funds to Nearest Dollar)

MPO/RTPO: Quad-Co RTPO

N Inside

Y Outside

November 17, 2017

County:

Agency: WSDOT - SC

Func Cls	Project Number	PIN	STIP ID	Imp Type	Total Project Length	Environmental Type	RW Required	Begin Termini	End Termini	Total Est. Cost of Project	STIP Amend. No.
11		509016O	509016O19	21	0.210	CE	No	LX 0.00	LX 0.21	682,546	17-08

I-90/Canyon Rd Interchange - EB Ramp Terminal Improvements

The stop-controlled intersection on the eastbound I-90 ramp terminals (Exit 109) at the Canyon Road interchange experience heavy truck traffic and congestion. This project will install a traffic signal and improve channelization to reduce congestion and increase traffic flow at this busy intersection.

Funding

Phase	Start Date	Federal	Fund Code	Federal Funds		State Funds	Local Funds	Total
				State Fund Code	State Funds			
PE	2017		STP		73,861	0	3,077	76,938
CN	2018		STP		593,496	0	12,112	605,608
Project Totals					667,357	0	15,189	682,546

Expenditure Schedule

Phase	1st	2nd	3rd	4th	5th & 6th
ALL	26,938	55,608	600,000	0	0
Totals	26,938	55,608	600,000	0	0

Washington State S. T. I. P.

2017 to 2020

(Project Funds to Nearest Dollar)

MPO/RTPO: Quad-Co RTPO

N Inside

Y Outside

November 17, 2017

County:

Agency: WSDOT - SC

Func CIs	Project Number	PIN	STIP ID	Imp Type	Total Project Length	Environmental Type	RW Required	Begin Termini	End Termini	Total Est. Cost of Project	STIP Amend. No.
01	0902(241)	509016K	509016K19	40	0.050	CE	No	80.80	80.85	3,146,682	1709 AdMod

I-90/Cle Elum River Bridge EB - Bridge Painting

Paint bridge 90/134S.

The existing steel surfaces on the eastbound I-90 Cle Elum River bridge are in need of cleaning and painting. This project will clean and paint the existing steel surface to preserve the structural integrity of the bridge

Funding

Phase	Start Date	Federal Fund Code	Federal Funds		State Fund Code	State Funds	Local Funds	Total
PE	2017	NHPP	231,919			0	9,663	241,582
CN	2018	NHPP	3,225			0	58,102	61,327
CN	2019	NHPP	2,808,084			0	0	2,808,084
CN	2020	NHPP	35,689			0	0	35,689
Project Totals			3,078,917			0	67,765	3,146,682

Expenditure Schedule

Phase	1st	2nd	3rd	4th	5th & 6th
ALL	50,340	196,508	2,867,348	36,417	0
Totals	50,340	196,508	2,867,348	36,417	0

Washington State S. T. I. P.

2017 to 2020

(Project Funds to Nearest Dollar)

MPO/RTPO: Quad-Co RTPO

N Inside

Y Outside

November 17, 2017

County:

Agency: WSDOT - SC

Func Cls	Project Number	PIN	STIP ID	Imp Type	Total Project Length	Environmental Type	RW Required	Begin Termini	End Termini	Total Est. Cost of Project	STIP Amend. No.
01	0902(241)	509015Y	509015Y19	40	0.050	CE	No	80.80	80.85	3,453,276	1709 AdMod

I-90/Cle Elum River Bridge WB - Bridge Painting

Paint bridge 90/134N

The existing steel surfaces on the westbound I-90 Cle Elum River bridge are in need of cleaning and painting. This project will clean and paint the existing steel surface to preserve the structural integrity of the bridge

Funding

Phase	Start Date	Federal Fund Code	Federal Funds		State Fund Code	State Funds	Local Funds	Total
PE	2017	NHPP	254,517			0	10,604	265,121
CN	2018	NHPP	3,312			0	63,763	67,075
CN	2019	NHPP	3,083,775			0	0	3,083,775
CN	2020	NHPP	37,305			0	0	37,305
Project Totals			3,378,909			0	74,367	3,453,276

Expenditure Schedule

Phase	1st	2nd	3rd	4th	5th & 6th
ALL	54,087	212,293	3,148,830	38,066	0
Totals	54,087	212,293	3,148,830	38,066	0

Washington State S. T. I. P.

2017 to 2020

(Project Funds to Nearest Dollar)

MPO/RTPO: Quad-Co RTPO

N Inside

Y Outside

November 17, 2017

County:

Agency: WSDOT - SC

Func Cls	Project Number	PIN	STIP ID	Imp Type	Total Project Length	Environmental Type	RW Required	Begin Termini	End Termini	Total Est. Cost of Project	STIP Amend. No.
01		509016Y	509016Y19	14	0.070	CE	No	80.78	80.85	963,703	17-08

I-90/Cle Elum River Bridge WB - Deck Rehabilitation

Bridge Deck Rehabilitation - Bridge #90/134N. The bridge deck of the westbound bridge over the Cle Elum River is showing signs of fatigue. This project will repair and resurface the existing bridge deck to maintain the structural integrity, continue safe operation of the highway, and extend the life of the bridge.

Funding

Phase	Start Date	Federal	Fund Code	Federal Funds		State Funds	Local Funds	Total
				State Fund Code	State Funds			
PE	2017		NHPP		89,598	0	3,697	93,295
CN	2018		NHPP		852,970	0	17,438	870,408
Project Totals					942,568	0	21,135	963,703

Expenditure Schedule

Phase	1st	2nd	3rd	4th	5th & 6th
ALL	40,000	53,295	870,408	0	0
Totals	40,000	53,295	870,408	0	0

Washington State S. T. I. P.

2017 to 2020

(Project Funds to Nearest Dollar)

MPO/RTPO: Quad-Co RTPO

N Inside

Y Outside

November 17, 2017

County:

Agency: WSDOT - SC

Func CIs	Project Number	PIN	STIP ID	Imp Type	Total Project Length	Environmental Type	RW Required	Begin Termini	End Termini	Total Est. Cost of Project	STIP Amend. No.
01		509091E	509091E19	20	1.900	EIS	No	58.00	59.90	1,600,000	

I-90/Hyak to Keechelus Dam Phase 1E - Roadside Restoration Phase 1C

Perform roadside restoration

This is a companion project to Phase 1C. As a part of the commitments made in the Final Environmental Impact Statement, WSDOT will improve and restore the roadside between MP 55.1 and MP 59.9. This project will do roadside restoration from MP 58.00 to MP 59.90. Work includes minor grading, soil amendments, habitat structures, extensive planting of trees, shrubs, and grasses, and temporary irrigation for plant establishment. These roadside restorations will improve habitat adjacent to the highway and visual aesthetics for the traveling public.

Funding

Phase	Start Date	Federal Fund Code	Federal Funds	State Fund Code	State Funds	Local Funds	Total
CN	2019		0		0	1,600,000	1,600,000
Project Totals			0		0	1,600,000	1,600,000

Expenditure Schedule

Phase	1st	2nd	3rd	4th	5th & 6th
ALL	0	0	3,900	945,600	650,500
Totals	0	0	3,900	945,600	650,500

Washington State S. T. I. P.

2017 to 2020

(Project Funds to Nearest Dollar)

MPO/RTPO: Quad-Co RTPO

N Inside

Y Outside

November 17, 2017

County:

Agency: WSDOT - SC

Func Cls	Project Number	PIN	STIP ID	Imp Type	Total Project Length	Environmental Type	RW Required	Begin Termini	End Termini	Total Est. Cost of Project	STIP Amend. No.
01		509092E	509092E19	20	2.500	EIS	No	59.50	62.00	2,500,000	

I-90/Keechelus Dam to Stampede Pass Phase 2E-Roadside Restoration Ph 2A

Perform roadside restoration

This is a companion project to Phase 2A. As a part of the Final Environmental Impact Statement, WSDOT has committed to improve and restore the roadside along the I-90 Snoqualmie Pass East corridor. This project will perform roadside restoration from MP 59.50 to MP 62.00. Work includes minor grading, soil amendments, habitat structures, extensive planting of trees, shrubs, and grasses, and temporary irrigation for plant establishment. Restoring the roadside will improve habitat adjacent to the highway and visual aesthetics for the traveling public.

Funding

Phase	Start Date	Federal Fund Code	Federal Funds	State Fund Code	State Funds	Local Funds	Total
CN	2019		0		0	2,500,000	2,500,000
Project Totals			0		0	2,500,000	2,500,000

Expenditure Schedule

Phase	1st	2nd	3rd	4th	5th & 6th
ALL	0	0	6,500	1,488,500	1,005,000
Totals	0	0	6,500	1,488,500	1,005,000

Washington State S. T. I. P.

2017 to 2020

(Project Funds to Nearest Dollar)

MPO/RTPO: Quad-Co RTPO

N Inside

Y Outside

November 17, 2017

County:

Agency: WSDOT - SC

Func Cls	Project Number	PIN	STIP ID	Imp Type	Total Project Length	Environmental Type	RW Required	Begin Termini	End Termini	Total Est. Cost of Project	STIP Amend. No.
01	0901(491)	509013R	509013R19	14	0.050	CE	No	120.91	120.96	1,013,044	1703 AdMod

I-90/Renslow Bridge EB - Deck Rehabilitation

Scarify and overlay bridge deck on Bridge 90/174S. The bridge deck on the eastbound Renslow Bridge on I-90 east of Ellensburg is showing signs of deterioration due to normal wear. This project will repair and resurface the existing bridge deck to maintain structural integrity, continue safe operation of the highway, and extend the life of the bridge.

Funding

Phase	Start Date	Federal Fund Code	Federal Funds		State Fund Code	State Funds	Local Funds	Total
CN	2017	NHPP	898,424			0	18,335	916,759
Project Totals			898,424			0	18,335	916,759

Expenditure Schedule

Phase	1st	2nd	3rd	4th	5th & 6th
ALL	882,840	33,919	0	0	0
Totals	882,840	33,919	0	0	0

Washington State S. T. I. P.

2017 to 2020

(Project Funds to Nearest Dollar)

MPO/RTPO: Quad-Co RTPO

N Inside

Y Outside

November 17, 2017

County:

Agency: WSDOT - SC

Func Cls	Project Number	PIN	STIP ID	Imp Type	Total Project Length	Environmental Type	RW Required	Begin Termini	End Termini	Total Est. Cost of Project	STIP Amend. No.
01		509017A	509017A19	01	16.100	EA	Yes	55.10	71.20	426,400,000	

I-90/Snoqualmie Pass East - Complete Corridor Improvements

Corridor improvements. I-90 east of Snoqualmie Pass experiences stop-and-go traffic conditions due to increasing traffic volumes and collisions, including collisions with wildlife. This project will complete the improvements to the I-90 corridor from Hyak to Easton, including widening from Stampede Pass to Easton and installing wildlife fencing.

Funding

Phase	Start Date	Federal Fund Code	Federal Funds		State Fund Code	State Funds	Local Funds	Total
PE	2017			0	CWA	8,000,000	0	8,000,000
PE	2019			0	CWA	6,000,000	0	6,000,000
RW	2018			0	CWA	1,400,000	0	1,400,000
RW	2019			0	CWA	1,500,000	0	1,500,000
CN	2020			0	CWA	12,000,000	0	12,000,000
Project Totals				0		28,900,000	0	28,900,000

Expenditure Schedule

Phase	1st	2nd	3rd	4th	5th & 6th
ALL	1,350,016	4,938,199	5,436,801	6,360,473	95,313,206
Totals	1,350,016	4,938,199	5,436,801	6,360,473	95,313,206

Washington State S. T. I. P.

2017 to 2020

(Project Funds to Nearest Dollar)

MPO/RTPO: Quad-Co RTPO

N Inside

Y Outside

November 17, 2017

County:

Agency: WSDOT - SC

Func Cls	Project Number	PIN	STIP ID	Imp Type	Total Project Length	Environmental Type	RW Required	Begin Termini	End Termini	Total Est. Cost of Project	STIP Amend. No.
01	0901(491)	509014H	509014H19	14	0.040	CE	No	97.25	97.29	602,955	1703 AdMod

I-90/Taneum Creek Bridge WB - Deck Rehabilitation

Scarify and overlay bridge deck on Bridge 90/150N. The bridge deck on the westbound Taneum Creek Bridge on I-90 west of Ellensburg is showing signs of deterioration due to normal wear. This project will repair and resurface the existing bridge deck to maintain structural integrity, continue safe operation of the highway, and extend the life of the bridge.

Funding

Phase	Start Date	Federal Fund Code	Federal Funds	State Fund Code	State Funds	Local Funds	Total
CN	2017	NHPP	513,131		0	10,472	523,603
Project Totals			513,131		0	10,472	523,603

Expenditure Schedule

Phase	1st	2nd	3rd	4th	5th & 6th
ALL	504,230	19,373	0	0	0
Totals	504,230	19,373	0	0	0

Washington State S. T. I. P.

2017 to 2020

(Project Funds to Nearest Dollar)

MPO/RTPO: Quad-Co RTPO

N Inside

Y Outside

November 17, 2017

County:

Agency: WSDOT - SC

Func Cls	Project Number	PIN	STIP ID	Imp Type	Total Project Length	Environmental Type	RW Required	Begin Termini	End Termini	Total Est. Cost of Project	STIP Amend. No.
01		509015X	509015X19	21	0.100	CE	No	136.61	136.71	74,314	

I-90/Vantage Vic - Median Cable Barrier

Upgrade existing cable barrier.

The existing 3-strand median cable barrier along this section of I-90 near Vantage will be replaced with 4-strand high tension cable barrier to further reduce the risk of collisions.

Funding

Phase	Start Date	Federal Fund Code	Federal Funds		State Fund Code	State Funds	Local Funds	Total
PE	2017	HSIP	10,147			0	423	10,570
CN	2018	HSIP	62,469			0	1,275	63,744
Project Totals			72,616			0	1,698	74,314

Expenditure Schedule

Phase	1st	2nd	3rd	4th	5th & 6th
ALL	7,085	60,489	6,740	0	0
Totals	7,085	60,489	6,740	0	0

Washington State S. T. I. P.

2017 to 2020

(Project Funds to Nearest Dollar)

MPO/RTPO: Quad-Co RTPO

N Inside

Y Outside

November 17, 2017

County:

Agency: WSDOT - SC

Func Cls	Project Number	PIN	STIP ID	Imp Type	Total Project Length	Environmental Type	RW Required	Begin Termini	End Termini	Total Est. Cost of Project	STIP Amend. No.
01	0901(491)	509008X	509008X19	14	0.010	CE	No	100.55	100.56	413,613	1703 AdMod

I-90/West Side Canal Bridge WB - Deck Rehabilitation

Scarify and overlay bridge deck on Bridge 90/152N. The existing bridge deck on the West Side Canal Bridge nine miles west of Ellensburg on westbound I-90 is showing signs of deterioration due to normal wear. This project will repair and resurface the existing bridge deck to maintain structural integrity, continue safe operation of the highway, and extend the life of the bridge.

Funding

Phase	Start Date	Federal Fund Code	Federal Funds		State Fund Code	State Funds	Local Funds	Total
CN	2017	NHPP		311,359		0	6,354	317,713
Project Totals				311,359		0	6,354	317,713

Expenditure Schedule

Phase	1st	2nd	3rd	4th	5th & 6th
ALL	305,958	11,755	0	0	0
Totals	305,958	11,755	0	0	0

Washington State S. T. I. P.

2017 to 2020

(Project Funds to Nearest Dollar)

MPO/RTPO: Quad-Co RTPO

N Inside

Y Outside

November 17, 2017

County:

Agency: WSDOT - SC

Func Cls	Project Number	PIN	STIP ID	Imp Type	Total Project Length	Environmental Type	RW Required	Begin Termini	End Termini	Total Est. Cost of Project	STIP Amend. No.
11		509011A	509011A19	14	0.020	CE	No	109.11	109.13	1,376,068	

I-90/Wilson Creek Bridge WB - Deck Rehabilitation

Scarify and overlay bridge deck on Bridge 090/162N

The bridge deck on the Wilson Creek Bridge near Ellensburg on westbound I-90 is showing signs of deterioration due to normal wear. This project will repair and resurface the existing bridge deck to maintain the structural integrity, continue safe operation of the highway, and extend the life of the bridge.

Funding

Phase	Start Date	Federal Fund Code	Federal Funds	State Fund Code	State Funds	Local Funds	Total
PE	2020	NHPP	133,003		0	5,542	138,545
Project Totals			133,003		0	5,542	138,545

Expenditure Schedule

Phase	1st	2nd	3rd	4th	5th & 6th
ALL	0	0	0	57,794	1,318,274
Totals	0	0	0	57,794	1,318,274

Washington State S. T. I. P.

2017 to 2020

(Project Funds to Nearest Dollar)

MPO/RTPO: Quad-Co RTPO

N Inside

Y Outside

November 17, 2017

County:

Agency: WSDOT - SC

Func CIs	Project Number	PIN	STIP ID	Imp Type	Total Project Length	Environmental Type	RW Required	Begin Termini	End Termini	Total Est. Cost of Project	STIP Amend. No.
01		509013P	509013P19	14	0.090	CE	No	86.19	86.28	4,916,676	

I-90/Yakima River Bridge E of Cle Elum EB - Deck Rehabilitation

Scarify and overlay bridge deck on Bridge 90/140S. The bridge deck on the eastbound Yakima River Bridge on I-90 east of Cle Elum is showing signs of deterioration due to normal wear. This project will repair and resurface the existing bridge deck to maintain structural integrity, continue safe operation of the highway, and extend the life of the bridge.

Funding

Phase	Start Date	Federal Fund Code	Federal Funds		Local Funds	Total
			State Fund Code	State Funds		
CN	2018			0	0	4,464,615
Project Totals				0	0	4,464,615

Expenditure Schedule

Phase	1st	2nd	3rd	4th	5th & 6th
ALL	0	1,062,573	2,013,555	1,357,235	31,252
Totals	0	1,062,573	2,013,555	1,357,235	31,252

Washington State S. T. I. P.

2017 to 2020

(Project Funds to Nearest Dollar)

MPO/RTPO: Quad-Co RTPO

N Inside

Y Outside

November 17, 2017

County:

Agency: WSDOT - SC

Func Cls	Project Number	PIN	STIP ID	Imp Type	Total Project Length	Environmental Type	RW Required	Begin Termini	End Termini	Total Est. Cost of Project	STIP Amend. No.
01	0090(018)	509013N	509013N19	14	0.090	CE	No	86.19	86.28	4,901,521	

I-90/Yakima River Bridge E of Cle Elum WB - Deck Rehabilitation

Scarify and overlay bridge deck on Bridge 90/140N. The bridge deck on the Yakima River Bridge two miles east of Cle Elum on westbound I-90 is showing signs of deterioration due to normal wear. This project will repair and resurface the existing bridge deck to maintain structural integrity and extend the life of the bridge.

Funding

Phase	Start Date	Federal Fund Code	Federal Funds		State Fund Code	State Funds	Local Funds	Total
CN	2018	NHPP		1,041,322		0	21,251	1,062,573
CN	2019	NHPP		3,334,001		0	68,041	3,402,042
Project Totals				4,375,323		0	89,292	4,464,615

Expenditure Schedule

Phase	1st	2nd	3rd	4th	5th & 6th
ALL	0	1,062,573	2,013,555	1,357,235	31,252
Totals	0	1,062,573	2,013,555	1,357,235	31,252

Washington State S. T. I. P.

2017 to 2020

(Project Funds to Nearest Dollar)

MPO/RTPO: Quad-Co RTPO

N Inside

Y Outside

November 17, 2017

County:

Agency: WSDOT - SC

Func Cls	Project Number	PIN	STIP ID	Imp Type	Total Project Length	Environmental Type	RW Required	Begin Termini	End Termini	Total Est. Cost of Project	STIP Amend. No.
01	0902(450)	509013O	509013O19	14	0.120	CE	No	102.49	102.61	6,421,433	1709 AdMod

I-90/Yakima River Bridge W of Ellensburg EB - Deck Rehabilitation

Scarify and overlay bridge deck on Bridge 90/154S. The bridge deck on the Yakima River Bridge seven miles west of Ellensburg on eastbound I-90 is showing signs of deterioration due to normal wear. This project will repair and resurface the existing bridge deck to maintain structural integrity, continue safe operation of the highway, and extend the life of the bridge.

Funding

Phase	Start Date	Federal Fund Code	Federal Funds		State Fund Code	State Funds	Local Funds	Total
			Federal	Fund Code				
CN	2018	NHPP	1,375,293			0	118,339	1,493,632
CN	2019	NHPP	2,613,107			0	0	2,613,107
CN	2020	NHPP	1,810,257			0	0	1,810,257
Project Totals			5,798,657			0	118,339	5,916,996

Expenditure Schedule

Phase	1st	2nd	3rd	4th	5th & 6th
ALL	0	1,403,360	2,666,436	1,804,132	43,069
Totals	0	1,403,360	2,666,436	1,804,132	43,069

Washington State S. T. I. P.

2017 to 2020

(Project Funds to Nearest Dollar)

MPO/RTPO: Quad-Co RTPO

N Inside

Y Outside

November 17, 2017

County:

Agency: WSDOT - SC

Func Cls	Project Number	PIN	STIP ID	Imp Type	Total Project Length	Environmental Type	RW Required	Begin Termini	End Termini	Total Est. Cost of Project	STIP Amend. No.
01	0902(450)	509013L	509013L19	14	0.120	CE	No	102.49	102.61	6,421,433	1709 AdMod

I-90/Yakima River Bridge W of Ellensburg WB - Deck Rehabilitation

Scarify and overlay bridge deck on Bridge 90/154N. The bridge deck on the Yakima River Bridge seven miles west of Ellensburg on westbound I-90 is showing signs of deterioration from normal wear. This project will repair and resurface the existing bridge deck to maintain structural integrity, continue safe operation of the highway, and extend the life of the bridge.

Funding

Phase	Start Date	Federal Fund Code	Federal Funds		State Fund Code	State Funds	Local Funds	Total
CN	2018	NHPP	1,375,294			0	118,339	1,493,633
CN	2019	NHPP	2,613,107			0	0	2,613,107
CN	2020	NHPP	1,810,258			0	0	1,810,258
Project Totals			5,798,659			0	118,339	5,916,998

Expenditure Schedule

Phase	1st	2nd	3rd	4th	5th & 6th
ALL	0	1,403,361	2,666,435	1,801,131	43,070
Totals	0	1,403,361	2,666,435	1,801,131	43,070

Washington State S. T. I. P.

2017 to 2020

(Project Funds to Nearest Dollar)

MPO/RTPO: Quad-Co RTPO

N Inside

Y Outside

November 17, 2017

County:

Agency: WSDOT - SC

Func Cls	Project Number	PIN	STIP ID	Imp Type	Total Project Length	Environmental Type	RW Required	Begin Termini	End Termini	Total Est. Cost of Project	STIP Amend. No.
00		500008Z	500008Z19	21		CE	No	Varies	Varies	285,000	17-05

SCR 17-19 Region Wide Basic Safety - Guardrail

This project updates guardrail installations at various locations throughout the region to address low or non-functioning guardrail that should be adjusted or replaced to reduce the risk of serious collisions. Potential improvements may include guardrail, guardrail terminals, bridge-end protection, and concrete barrier where needed.

Funding

Phase	Start Date	Federal	Fund Code	Federal Funds		State Funds	Local Funds	Total
				State Fund Code	State Funds			
PE	2017		HSIP		54,700	0	2,300	57,000
CN	2018		HSIP		223,400	0	4,600	228,000
Project Totals					278,100	0	6,900	285,000

Expenditure Schedule

Phase	1st	2nd	3rd	4th	5th & 6th
ALL	34,200	203,639	47,161	0	0
Totals	34,200	203,639	47,161	0	0

Washington State S. T. I. P.

2017 to 2020

(Project Funds to Nearest Dollar)

MPO/RTPO: Quad-Co RTPO

N Inside

Y Outside

November 17, 2017

County:

Agency: WSDOT - SC

Func Cls	Project Number	PIN	STIP ID	Imp Type	Total Project Length	Environmental Type	RW Required	Begin Termini	End Termini	Total Est. Cost of Project	STIP Amend. No.
01		500002H	500002H19	21	85.060	CE	No	52.61	137.67	1,100,000	17-08

SCR 17-19 Region Wide BCT Replacement - Interstate

Replace breakaway cable terminals. This project will replace existing breakaway cable terminals on guardrail runs on interstate routes in South Central Region to meet current standards and reduce the severity of collisions. This record is for the Kittitas county portion of a region wide project.

Funding

Phase	Start Date	Federal	Fund Code	Federal Funds		State Funds	Local Funds	Total
				State Fund Code	State Funds			
PE	2017		NHPP		158,400	0	6,600	165,000
CN	2018		NHPP		916,300	0	18,700	935,000
Project Totals					1,074,700	0	25,300	1,100,000

Expenditure Schedule

Phase	1st	2nd	3rd	4th	5th & 6th
ALL	100,000	900,000	100,000	0	0
Totals	100,000	900,000	100,000	0	0

Agency Totals for WSDOT - SC	Federal Funds		State Funds	Local Funds	Total
	108,764,873		28,900,000	10,845,745	148,510,618

Washington State S. T. I. P.

2017 to 2020

(Project Funds to Nearest Dollar)

MPO/RTPO: RTC

Y Inside

N Outside

November 17, 2017

County: Clark

Agency: Battle Ground

Func Cls	Project Number	PIN	STIP ID	Imp Type	Total Project Length	Environmental Type	RW Required	Begin Termini	End Termini	Total Est. Cost of Project	STIP Amend. No.
16	4463(001)		BG13-02	28	0.240	CE	No	East Main Street	SE Rasmussen Boulevard	705,000	

Chelatchie Prairie Rail with Trail

Construct a paved shared trail adjacent to the existing railroad tracks.

Funding

Phase	Start Date	Federal Fund Code	Federal Funds		State Fund Code	State Funds	Local Funds	Total
			Federal	Fund Code				
CN	2018	TAP(UL)	225,000			0	380,000	605,000
Project Totals			225,000			0	380,000	605,000

Expenditure Schedule

Phase	1st	2nd	3rd	4th	5th & 6th
CN	0	605,000	0	0	0
Totals	0	605,000	0	0	0

Washington State S. T. I. P.

2017 to 2020

(Project Funds to Nearest Dollar)

MPO/RTPO: RTC

Y Inside

N Outside

November 17, 2017

County: Clark

Agency: Battle Ground

Func Cls	Project Number	PIN	STIP ID	Imp Type	Total Project Length	Environmental Type	RW Required	Begin Termini	End Termini	Total Est. Cost of Project	STIP Amend. No.
00			BG11-08e	03	0.050	CE	Yes	NW 2nd Street	NW 1st Street	500,000	

NW 12th Avenue/NW 1st Street Right Turn Lane

Add a southbound right turn lane at the intersection of NW 12th Avenue and NW 1st Street.

Funding

Phase	Start Date	Federal	Fund Code	Federal Funds		State Funds	Local Funds	Total
				State Fund Code				
PE	2019			0	CWA	30,000	0	30,000
RW	2020			0	CWA	20,000	0	20,000
CN	2020			0	CWA	450,000	0	450,000
Project Totals				0		500,000	0	500,000

Expenditure Schedule

Phase	1st	2nd	3rd	4th	5th & 6th
PE	0	0	25,000	5,000	0
RW	0	0	0	20,000	0
CN	0	0	0	300,000	150,000
Totals	0	0	25,000	325,000	150,000

Washington State S. T. I. P.

2017 to 2020

(Project Funds to Nearest Dollar)

MPO/RTPO: RTC

Y Inside

N Outside

November 17, 2017

County: Clark

Agency: Battle Ground

Func Cls	Project Number	PIN	STIP ID	Imp Type	Total Project Length	Environmental Type	RW Required	Begin Termini	End Termini	Total Est. Cost of Project	STIP Amend. No.
00			BG11-08f	03	0.130	CE	Yes	NW 2nd Street	W Main Street	850,000	

NW 15th Avenue/W Main Street Intersection Improvements

Widen road to four lanes with dual left turn lanes, storm drainage, sidewalks, street lighting, and landscaping.

Funding

Phase	Start Date	Federal	Fund Code	Federal Funds		State Funds	Local Funds	Total
				State Fund Code				
PE	2019			0	CWA	85,000	0	85,000
RW	2020			0	CWA	200,000	0	200,000
CN	2020			0	CWA	565,000	0	565,000
Project Totals				0		850,000	0	850,000

Expenditure Schedule

Phase	1st	2nd	3rd	4th	5th & 6th
PE	0	0	70,000	15,000	0
RW	0	0	0	200,000	0
CN	0	0	0	400,000	165,000
Totals	0	0	70,000	615,000	165,000

Washington State S. T. I. P.

2017 to 2020

(Project Funds to Nearest Dollar)

MPO/RTPO: RTC

Y Inside

N Outside

November 17, 2017

County: Clark

Agency: Battle Ground

Func Cls	Project Number	PIN	STIP ID	Imp Type	Total Project Length	Environmental Type	RW Required	Begin Termini	End Termini	Total Est. Cost of Project	STIP Amend. No.
00			BG11-08d	01	0.500	CE	Yes	SR 503	N Parkway Avenue	2,000,000	

NW 5th Street

Construct new urban neighborhood collector, storm drainage, sidewalks, landscaping, signing, and bike lanes.

Funding

Phase	Start Date	Federal	Fund Code	Federal Funds		State Funds	Local Funds	Total
				State Fund Code				
PE	2019			0	CWA	200,000	0	200,000
RW	2020			0	CWA	300,000	0	300,000
CN	2020			0	CWA	1,500,000	0	1,500,000
Project Totals				0		2,000,000	0	2,000,000

Expenditure Schedule

Phase	1st	2nd	3rd	4th	5th & 6th
PE	0	0	150,000	50,000	0
RW	0	0	0	300,000	0
CN	0	0	0	1,000,000	500,000
Totals	0	0	150,000	1,350,000	500,000

Washington State S. T. I. P.

2017 to 2020

(Project Funds to Nearest Dollar)

MPO/RTPO: RTC

Y Inside

N Outside

November 17, 2017

County: Clark

Agency: Battle Ground

Func Cls	Project Number	PIN	STIP ID	Imp Type	Total Project Length	Environmental Type	RW Required	Begin Termini	End Termini	Total Est. Cost of Project	STIP Amend. No.
00	CNWA (004)		BG11-08a	01	0.100	CE	Yes	NW 5th Way	SR 503	1,135,000	

NW 5th Way & W 12th Signal Removal (SR 502/SR 503 Corridor)

Extend NW 5th Way from its current terminus to SR 503; create a right in/right out at SR 503 and at NW 12th Ave & SR 502; extend left turn pocket at NW 15th Ave; remove signals at NW 12th Ave & SR 502.

Funding

Phase	Start Date	Federal Fund Code	Federal Funds		State Fund Code	State Funds	Local Funds	Total
			Federal	Fund Code				
CN	2017		0		CWA	940,000	0	940,000
Project Totals			0			940,000	0	940,000

Expenditure Schedule

Phase	1st	2nd	3rd	4th	5th & 6th
CN	940,000	0	0	0	0
Totals	940,000	0	0	0	0

Washington State S. T. I. P.

2017 to 2020

(Project Funds to Nearest Dollar)

MPO/RTPO: RTC

Y Inside

N Outside

November 17, 2017

County: Clark

Agency: Battle Ground

Func Cls	Project Number	PIN	STIP ID	Imp Type	Total Project Length	Environmental Type	RW Required	Begin Termini	End Termini	Total Est. Cost of Project	STIP Amend. No.
16			BG11-21	21	0.000	CE	No	City-wide	City-wide	371,400	

Small Cities ATMS

Expansion of the Clark County's ATMS.now license, update traffic controllers, installation of wireless radios to connect to existing fiber systems, and installation of cameras within the Cities of Battle Ground, Camas, and Washougal.

Funding

Phase	Start Date	Federal	Fund Code	Federal Funds	State Fund Code	State Funds	Local Funds	Total
CN	2020		CMAQ	276,000		0	95,400	371,400
Project Totals				276,000		0	95,400	371,400

Expenditure Schedule

Phase	1st	2nd	3rd	4th	5th & 6th
CN	0	0	0	371,400	0
Totals	0	0	0	371,400	0

Washington State S. T. I. P.

2017 to 2020

(Project Funds to Nearest Dollar)

MPO/RTPO: RTC

Y Inside

N Outside

November 17, 2017

County: Clark

Agency: Battle Ground

Func Cls	Project Number	PIN	STIP ID	Imp Type	Total Project Length	Environmental Type	RW Required	Begin Termini	End Termini	Total Est. Cost of Project	STIP Amend. No.
12			BG11-08	03	0.000	CE	Yes	SR 503	SR 503	2,391,400	

SR 502/SR 503 Right Turn Lanes

Add dedicated right turn lanes to the North, East, and West legs of the intersection of SR 502 & SR 503

Funding

Phase	Start Date	Federal	Fund Code	Federal Funds		State Funds	Local Funds	Total
				State Fund Code				
PE	2017			0	CWA	210,000	166,400	376,400
RW	2018			0	CWA	500,000	125,000	625,000
CN	2018			0	CWA	1,390,000	0	1,390,000
Project Totals				0		2,100,000	291,400	2,391,400

Expenditure Schedule

Phase	1st	2nd	3rd	4th	5th & 6th
PE	200,000	176,400	0	0	0
RW	0	625,000	0	0	0
CN	0	1,000,000	390,000	0	0
Totals	200,000	1,801,400	390,000	0	0

Washington State S. T. I. P.

2017 to 2020

(Project Funds to Nearest Dollar)

MPO/RTPO: RTC

Y Inside

N Outside

November 17, 2017

County: Clark

Agency: Battle Ground

Func Cls	Project Number	PIN	STIP ID	Imp Type	Total Project Length	Environmental Type	RW Required	Begin Termini	End Termini	Total Est. Cost of Project	STIP Amend. No.
00			BG11-08b	01	0.120	CE	Yes	SW 15th Avenue	SW 12th Avenue	1,200,000	

SW 1st Way Improvements

New two lane road, storm drainage, sidewalk, landscaping, and street lighting.

Funding

Phase	Start Date	Federal	Fund Code	Federal Funds		State Funds	Local Funds	Total
				State Fund Code				
PE	2017			0	CWA	120,000	0	120,000
RW	2018			0	CWA	500,000	0	500,000
CN	2018			0	CWA	580,000	0	580,000
Project Totals				0		1,200,000	0	1,200,000

Expenditure Schedule

Phase	1st	2nd	3rd	4th	5th & 6th
PE	120,000	0	0	0	0
RW	0	500,000	0	0	0
CN	0	400,000	180,000	0	0
Totals	120,000	900,000	180,000	0	0

Washington State S. T. I. P.

2017 to 2020

(Project Funds to Nearest Dollar)

MPO/RTPO: RTC

Y Inside

N Outside

November 17, 2017

County: Clark

Agency: Battle Ground

Func Cls	Project Number	PIN	STIP ID	Imp Type	Total Project Length	Environmental Type	RW Required	Begin Termini	End Termini	Total Est. Cost of Project	STIP Amend. No.
14			BG11-08c	03	0.250	CE	Yes	SR 503	W 8th Avenue	50,000	

West Main Left Turn Pocket Re-Alignment

Realign left turn pockets for westbound to southbound at 503 and eastbound to northbound at NW 8th (Safeway); removes westbound left turn pocket west of 8th Ave.

Funding

Phase	Start Date	Federal Funds		State Funds		Local Funds	Total	
		Federal	Fund Code	State Fund Code	State Funds			
PE	2017			0	CWA	15,000	0	15,000
RW	2018			0	CWA	10,000	0	10,000
CN	2018			0	CWA	25,000	0	25,000
Project Totals				0		50,000	0	50,000

Expenditure Schedule

Phase	1st	2nd	3rd	4th	5th & 6th
PE	15,000	0	0	0	0
RW	0	10,000	0	0	0
CN	0	25,000	0	0	0
Totals	15,000	35,000	0	0	0

Federal Funds		State Funds	Local Funds	Total	
Agency Totals for Battle Ground		501,000	7,640,000	766,800	8,907,800

Washington State S. T. I. P.

2017 to 2020

(Project Funds to Nearest Dollar)

MPO/RTPO: RTC

Y Inside

N Outside

November 17, 2017

County: Clark

Agency: C-TRAN

Func Cls	Project Number	PIN	STIP ID	Imp Type	Total Project Length	Environmental Type	RW Required	Begin Termini	End Termini	Total Est. Cost of Project	STIP Amend. No.
00			WA-02801	23	0.000	CE	No	District Wide	District Wide	1,781,250	

ADA Expansion

Provide for additional ADA services through the purchase of items such as technology hardware and software to support travel training, transportation services, and mobility management.

Funding

Phase	Start Date	Federal	Fund Code	Federal Funds		State Fund Code	State Funds	Local Funds	Total
ALL	2017		5310	570,000			0	142,500	712,500
ALL	2018		5310	285,000			0	71,250	356,250
ALL	2019		5310	285,000			0	71,250	356,250
ALL	2020		5310	285,000			0	71,250	356,250
Project Totals				1,425,000			0	356,250	1,781,250

Expenditure Schedule

Phase	1st	2nd	3rd	4th	5th & 6th
ALL	712,500	356,250	356,250	356,250	0
Totals	712,500	356,250	356,250	356,250	0

Washington State S. T. I. P.

2017 to 2020

(Project Funds to Nearest Dollar)

MPO/RTPO: RTC

Y Inside

N Outside

November 17, 2017

County: Clark

Agency: C-TRAN

Func Cls	Project Number	PIN	STIP ID	Imp Type	Total Project Length	Environmental Type	RW Required	Begin Termini	End Termini	Total Est. Cost of Project	STIP Amend. No.
00			WA-06224	23	0.000	CE	No	District Wide	District Wide	16,249,250	

Bus Replacement

Purchase transit buses. Some of these vehicles will be hybrid. Actual number, size, and type of vehicle to be determined later.

Funding

Phase	Start Date	Federal	Fund Code	Federal Funds		State Funds	Local Funds	Total
				Federal	State Fund Code			
ALL	2017		5337	150,000		0	37,500	187,500
ALL	2017		5339	7,250,000		0	1,812,500	9,062,500
ALL	2018		5337	75,000		0	18,750	93,750
ALL	2018		5339	585,000		0	146,250	731,250
ALL	2018		CMAQ	720,000		0	180,000	900,000
ALL	2019		5337	75,000		0	18,750	93,750
ALL	2019		5339	585,000		0	146,250	731,250
ALL	2020		5339	585,000		0	146,250	731,250
ALL	2020		5337	75,000		0	18,750	93,750
ALL	2020		CMAQ	1,925,000		0	1,699,250	3,624,250
Project Totals				12,025,000		0	4,224,250	16,249,250

Expenditure Schedule

Phase	1st	2nd	3rd	4th	5th & 6th
ALL	9,250,000	1,725,000	825,000	4,449,250	0
Totals	9,250,000	1,725,000	825,000	4,449,250	0

Washington State S. T. I. P.

2017 to 2020

(Project Funds to Nearest Dollar)

MPO/RTPO: RTC

Y Inside

N Outside

November 17, 2017

County: Clark

Agency: C-TRAN

Func Cls	Project Number	PIN	STIP ID	Imp Type	Total Project Length	Environmental Type	RW Required	Begin Termini	End Termini	Total Est. Cost of Project	STIP Amend. No.
14			WA-08447	23	9.300	CE	No	I-5	Fisher's Landing TC	262,500	

Mill Plain TSP Phase II

Implement traffic signal priority on remaining intersections along Mill Plain between the I-5 Southbound ramps and 164th Ave and to extend traffic signal priority onto 164th to the Fisher's Landing Transit Center.

Funding

Phase	Start Date	Federal	Fund Code	Federal Funds	State Fund Code	State Funds	Local Funds	Total
ALL	2019		CMAQ	195,500		0	67,000	262,500
Project Totals				195,500		0	67,000	262,500

Expenditure Schedule

Phase	1st	2nd	3rd	4th	5th & 6th
ALL	0	0	195,555	0	0
Totals	0	0	195,555	0	0

Washington State S. T. I. P.

2017 to 2020

(Project Funds to Nearest Dollar)

MPO/RTPO: RTC

Y Inside

N Outside

November 17, 2017

County: Clark

Agency: C-TRAN

Func Cls	Project Number	PIN	STIP ID	Imp Type	Total Project Length	Environmental Type	RW Required	Begin Termini	End Termini	Total Est. Cost of Project	STIP Amend. No.
11			WA-07324	23	0.000	CE	No	District Wide	District Wide	160,000	

Open Trip Planner and Alerts System

Provide user access to traveler information applications for more accurate trip planning.

Funding

Phase	Start Date	Federal	Fund Code	Federal Funds		State Fund Code	State Funds	Local Funds	Total
ALL	2017		CMAQ	128,000			0	32,000	160,000
Project Totals				128,000			0	32,000	160,000

Expenditure Schedule

Phase	1st	2nd	3rd	4th	5th & 6th
ALL	160,000	0	0	0	0
Totals	160,000	0	0	0	0

Washington State S. T. I. P.

2017 to 2020

(Project Funds to Nearest Dollar)

MPO/RTPO: RTC

Y Inside

N Outside

November 17, 2017

County: Clark

Agency: C-TRAN

Func CIs	Project Number	PIN	STIP ID	Imp Type	Total Project Length	Environmental Type	RW Required	Begin Termini	End Termini	Total Est. Cost of Project	STIP Amend. No.
00			WA-02798	23	0.000	CE	No	District Wide	District Wide	29,700,000	

Preventative Maintenance

For maintenance of transit assets.

Funding

Phase	Start Date	Federal Funds		State Fund Code	State Funds	Local Funds	Total	
		Federal	Fund Code					
ALL	2017		5307		9,504,000	0	2,376,000	11,880,000
ALL	2018		5307		4,752,000	0	1,188,000	5,940,000
ALL	2019		5307		4,752,000	0	1,188,000	5,940,000
ALL	2020		5307		4,752,000	0	1,188,000	5,940,000
		Project Totals			23,760,000	0	5,940,000	29,700,000

Expenditure Schedule

Phase	1st	2nd	3rd	4th	5th & 6th
ALL	11,880,000	5,940,000	5,940,000	5,940,000	0
Totals	11,880,000	5,940,000	5,940,000	5,940,000	0

Federal Funds		State Funds	Local Funds	Total
Agency Totals for C-TRAN		0	10,619,500	48,153,000

Washington State S. T. I. P.

2017 to 2020

(Project Funds to Nearest Dollar)

MPO/RTPO: RTC

Y Inside

N Outside

November 17, 2017

County: Clark

Agency: Camas

Func Cls	Project Number	PIN	STIP ID	Imp Type	Total Project Length	Environmental Type	RW Required	Begin Termini	End Termini	Total Est. Cost of Project	STIP Amend. No.
16	7027(003)		01-2015	04	0.630	CE	Yes	NW 16th Avenue	500' N of NW 25th Ave	7,400,000	

NW Brady Road Improvements

Improve to urban standards with three lanes, sidewalks, storm system, illumination, and utilities.

Funding

Phase	Start Date	Federal Funds		State Fund Code	State Funds	Local Funds	Total
		Federal	Fund Code				
RW	2017				0	800,000	800,000
CN	2019			CWA	6,000,000	0	6,000,000
Project Totals					6,000,000	800,000	6,800,000

Expenditure Schedule

Phase	1st	2nd	3rd	4th	5th & 6th
RW	800,000	0	0	0	0
CN	0	0	6,000,000	0	0
Totals	800,000	0	6,000,000	0	0

		Federal Funds	State Funds	Local Funds	Total
Agency Totals for Camas		0	6,000,000	800,000	6,800,000

Washington State S. T. I. P.

2017 to 2020

(Project Funds to Nearest Dollar)

MPO/RTPO: RTC

Y Inside

N Outside

November 17, 2017

County: Clark

Agency: Clark Co.

Func Cls	Project Number	PIN	STIP ID	Imp Type	Total Project Length	Environmental Type	RW Required	Begin Termini	End Termini	Total Est. Cost of Project	STIP Amend. No.
07	000S(456)		WA-09379	21	0.500	DCE	No	Various	Various	432,000	17-08

Curve Safety Improvement Project

Install high friction surface treatments and curve warning signs on county roads. Includes associated activities such as striping.

Funding

Phase	Start Date	Federal	Fund Code	Federal Funds		State Funds	Local Funds	Total
				Federal Funds	State Fund Code			
PE	2017		HSIP	42,000		0	0	42,000
CN	2018		HSIP	289,000		0	101,000	390,000
Project Totals				331,000		0	101,000	432,000

Expenditure Schedule

Phase	1st	2nd	3rd	4th	5th & 6th
PE	42,000	0	0	0	0
CN	20,000	269,000	0	0	0
Totals	62,000	269,000	0	0	0

Washington State S. T. I. P.

2017 to 2020

(Project Funds to Nearest Dollar)

MPO/RTPO: RTC

Y Inside

N Outside

November 17, 2017

County: Clark

Agency: Clark Co.

Func Cls	Project Number	PIN	STIP ID	Imp Type	Total Project Length	Environmental Type	RW Required	Begin Termini	End Termini	Total Est. Cost of Project	STIP Amend. No.
14			WA-09368	44	4.760	CE	No	NW 9th Avenue	NE Padden Parkway	1,004,000	17-01

Hazel Dell Avenue Adaptive Traffic Signals

Add adaptive traffic signal modules to existing traffic signals. Upgrade signals to provide flashing-yellow indicator and add permanent count stations.

Funding

Phase	Start Date	Federal	Fund Code	Federal Funds		State Fund Code	State Funds	Local Funds	Total
PE	2017		HSIP	188,000			0	0	188,000
RW	2017		HSIP	5,000			0	0	5,000
CN	2018		HSIP	811,000			0	0	811,000
Project Totals				1,004,000			0	0	1,004,000

Expenditure Schedule

Phase	1st	2nd	3rd	4th	5th & 6th
PE	188,000	0	0	0	0
RW	5,000	0	0	0	0
CN	0	811,000	0	0	0
Totals	193,000	811,000	0	0	0

Washington State S. T. I. P.

2017 to 2020

(Project Funds to Nearest Dollar)

MPO/RTPO: RTC

Y Inside

N Outside

November 17, 2017

County: Clark

Agency: Clark Co.

Func Cls	Project Number	PIN	STIP ID	Imp Type	Total Project Length	Environmental Type	RW Required	Begin Termini	End Termini	Total Est. Cost of Project	STIP Amend. No.
14	4253(014)		WA-08016	28	0.750	CE	Yes	NE 63rd St	NE 78th St	2,417,000	1704 AdMod

Highway 99 Pedestrian/Bicycle Improvements

Construct and widen sidewalk, remove or adjust utilities, ADA and APS upgrades, add midblock pedestrian crossing and HAWK signal, enhance bike lane striping, transit stop relocations or upgrades.

Funding

Phase	Start Date	Federal Fund Code	Federal Funds		State Fund Code	State Funds	Local Funds	Total
			Federal	Fund Code				
CN	2018	TAP(UL)	200,000		TIB	220,000	0	420,000
CN	2018	STP(UL)	200,000		Ped/Bike Program	575,000	284,000	1,059,000
Project Totals			400,000			795,000	284,000	1,479,000

Expenditure Schedule

Phase	1st	2nd	3rd	4th	5th & 6th
CN	1,200,000	279,000	0	0	0
Totals	1,200,000	279,000	0	0	0

Washington State S. T. I. P.

2017 to 2020

(Project Funds to Nearest Dollar)

MPO/RTPO: RTC

Y Inside

N Outside

November 17, 2017

County: Clark

Agency: Clark Co.

Func Cls	Project Number	PIN	STIP ID	Imp Type	Total Project Length	Environmental Type	RW Required	Begin Termini	End Termini	Total Est. Cost of Project	STIP Amend. No.
16	4430(005)		WA-07326	04	0.640	CE	Yes	NE 50th Avenue Vicinity	NE 72nd Avenue Vicinity	8,374,000	

NE 119th Street (NE 50th Avenue to NE 72nd Avenue)

This project will improve NE 119th Street to a three-lane minor arterial standard, adding a continuous center turn lane, bicycle lanes, sidewalks, drainage and mitigation. Utilities will be installed and/or improved.

Funding

Phase	Start Date	Federal	Fund Code	Federal Funds		State Funds	Local Funds	Total
				State Fund Code	State Funds			
CN	2017				0	0	4,778,000	4,778,000
CN	2018		STP(UL)		1,885,000	0	0	1,885,000
Project Totals					1,885,000	0	4,778,000	6,663,000

Expenditure Schedule

Phase	1st	2nd	3rd	4th	5th & 6th
CN	4,250,000	2,413,000	0	0	0
Totals	4,250,000	2,413,000	0	0	0

Washington State S. T. I. P.

2017 to 2020

(Project Funds to Nearest Dollar)

MPO/RTPO: RTC

Y Inside

N Outside

November 17, 2017

County: Clark

Agency: Clark Co.

Func Cls	Project Number	PIN	STIP ID	Imp Type	Total Project Length	Environmental Type	RW Required	Begin Termini	End Termini	Total Est. Cost of Project	STIP Amend. No.
17			WA-08889	03	1.330	CE	Yes	NE 87th Ave	NE 112th Ave	12,301,000	

NE 119th Street East

Improve road to a standard four lane road with center turn lane, sidewalks, bike lanes, stormwater collection/treatment, and environmental mitigation/improvements. Utilities will be installed and/or improved.

Funding

Phase	Start Date	Federal	Fund Code	Federal Funds		State Funds	Local Funds	Total
				Federal Funds	State Fund Code			
CN	2018			0		0	5,277,000	5,277,000
CN	2020		STP(UL)	3,100,000		0	0	3,100,000
Project Totals				3,100,000		0	5,277,000	8,377,000

Expenditure Schedule

Phase	1st	2nd	3rd	4th	5th & 6th
CN	0	0	4,000,000	4,377,000	0
Totals	0	0	4,000,000	4,377,000	0

Washington State S. T. I. P.

2017 to 2020

(Project Funds to Nearest Dollar)

MPO/RTPO: RTC

Y Inside

N Outside

November 17, 2017

County: Clark

Agency: Clark Co.

Func Cls	Project Number	PIN	STIP ID	Imp Type	Total Project Length	Environmental Type	RW Required	Begin Termini	End Termini	Total Est. Cost of Project	STIP Amend. No.
07			WA-09401	05	2.470	CE	Yes	SR-500	MP 2.47	2,378,000	

NE Blair Road

Resurface road, install guardrail and bridge rail, signing, striping and slide mitigation.

Funding

Phase	Start Date	Federal	Fund Code	Federal Funds		State Fund Code	State Funds	Local Funds	Total
CN	2020		STP(R)	1,000,000			0	1,050,000	2,050,000
Project Totals				1,000,000			0	1,050,000	2,050,000

Expenditure Schedule

Phase	1st	2nd	3rd	4th	5th & 6th
CN	0	0	0	2,050,000	0
Totals	0	0	0	2,050,000	0

Washington State S. T. I. P.

2017 to 2020

(Project Funds to Nearest Dollar)

MPO/RTPO: RTC

Y Inside

N Outside

November 17, 2017

County: Clark

Agency: Clark Co.

Func Cls	Project Number	PIN	STIP ID	Imp Type	Total Project Length	Environmental Type	RW Required	Begin Termini	End Termini	Total Est. Cost of Project	STIP Amend. No.
14	9906(046)		WA-07322	44	15.200	CE	No	NW 139th St	Padden Pkwy	1,155,000	

Signal Timing, Evaluation, Verification and Enhancement

Install Intelligent Transportation System (ITS) devices, collect and analyze data in real-time. Construction will be in two phases. Phase 1 by Agency Forces will purchase and install controller software and firmware. Phase 2 will be competitively bid and include remainder of work including Bluetooth devices, data analysis and report design.

Funding

Phase	Start Date	Federal Fund Code	Federal Funds		State Fund Code	State Funds	Local Funds	Total
			Federal	Funds				
CN	2018	CMAQ		697,700		0	174,425	872,125
Project Totals				697,700		0	174,425	872,125

Expenditure Schedule

Phase	1st	2nd	3rd	4th	5th & 6th
CN	0	760,000	0	0	0
Totals	0	760,000	0	0	0

Washington State S. T. I. P.

2017 to 2020

(Project Funds to Nearest Dollar)

MPO/RTPO: RTC

Y Inside

N Outside

November 17, 2017

County: Clark

Agency: Clark Co.

Func Cls	Project Number	PIN	STIP ID	Imp Type	Total Project Length	Environmental Type	RW Required	Begin Termini	End Termini	Total Est. Cost of Project	STIP Amend. No.
16			WA-09366	44	11.250	CE	No	NE 25th Ave	NE Ward Rd	460,000	

Signal Timing, Evaluation, Verification, Enhancement - Phase 2

Add ITS Devices to additional county intersections, develop performance reports and improve connection to regional data warehouse

Funding

Phase	Start Date	Federal	Fund Code	Federal Funds		State Funds	Local Funds	Total
				Federal	State Fund Code			
PE	2020		CMAQ	102,000		0	35,000	137,000
CN	2020		CMAQ	240,000		0	83,000	323,000
Project Totals				342,000		0	118,000	460,000

Expenditure Schedule

Phase	1st	2nd	3rd	4th	5th & 6th
PE	0	0	0	137,000	0
CN	0	0	0	13,000	310,000
Totals	0	0	0	150,000	310,000

Agency Totals for Clark Co.	Federal Funds		State Funds	Local Funds	Total
	Federal	State Fund Code			
	8,759,700		795,000	11,782,425	21,337,125

Washington State S. T. I. P.

2017 to 2020

(Project Funds to Nearest Dollar)

MPO/RTPO: RTC

Y Inside

N Outside

November 17, 2017

County: Clark

Agency: La Center

Func Cls	Project Number	PIN	STIP ID	Imp Type	Total Project Length	Environmental Type	RW Required	Begin Termini	End Termini	Total Est. Cost of Project	STIP Amend. No.
07	D063(003)		WA-04003	03	0.120	CE	No	Pacific Highway	Pacific Highway	1,587,400	17-01

4th St and Pacific Highway Roundabout

Intersection Improvement. Construct roundabout to meet LOS standard and pedestrian and traffic safety.

Funding

Phase	Start Date	Federal	Fund Code	Federal Funds		State Funds	Local Funds	Total
				Federal Funds	State Fund Code			
CN	2017		STP(R)	692,000	TIB	680,930	0	1,372,930
Project Totals				692,000		680,930	0	1,372,930

Expenditure Schedule

Phase	1st	2nd	3rd	4th	5th & 6th
CN	1,372,930	0	0	0	0
Totals	1,372,930	0	0	0	0

Agency Totals for La Center	Federal Funds		State Funds	Local Funds	Total
	Federal Funds	State Funds			
	692,000	680,930	0	1,372,930	

Washington State S. T. I. P.

2017 to 2020

(Project Funds to Nearest Dollar)

MPO/RTPO: RTC

Y Inside

N Outside

November 17, 2017

County: Clark

Agency: Port of Ridgefield

Func Cls	Project Number	PIN	STIP ID	Imp Type	Total Project Length	Environmental Type	RW Required	Begin Termini	End Termini	Total Est. Cost of Project	STIP Amend. No.
07	1085(004)		WA-02739	22	0.340	CE	Yes	Division St.	Main St.	17,809,000	

Pioneer Street Railroad Overpass

Construct third phase of vehicle/pedestrian overpass over the BNSF Railway (BNSF) north-south mainline in the City of Ridgefield, Washington, and removal of two existing grade crossings. Major work elements will be over-crossing structure, retaining walls, new roadway, curbs and sidewalks, illumination, traffic signal, storm sewers and replacement of lift station. Phase I of this project includes approximately 200' of Pioneer Street west of Main Ave. adjacent to Overlook Park. Phase II of the project includes approximately 850' approach road on west side of project. Phase III includes the construction of the over-crossing structure.

Funding

Phase	Start Date	Federal Fund Code	Federal Funds		State Fund Code	State Funds	Local Funds	Total
			Federal	Fund Code				
CN	2018	STP(R)	2,000,000		CWA	7,468,000	932,000	10,400,000
CN	2018	Discretionary	900,000			0	0	900,000
Project Totals			2,900,000			7,468,000	932,000	11,300,000

Expenditure Schedule

Phase	1st	2nd	3rd	4th	5th & 6th
CN	0	11,300,000	0	0	0
Totals	0	11,300,000	0	0	0

Agency Totals for Port of Ridgefield	Federal Funds		State Funds	Local Funds	Total
	Federal	Fund Code			
	2,900,000		7,468,000	932,000	11,300,000

Washington State S. T. I. P.

2017 to 2020

(Project Funds to Nearest Dollar)

MPO/RTPO: RTC

Y Inside

N Outside

November 17, 2017

County: Clark

Agency: Port of Vancouver

Func Cls	Project Number	PIN	STIP ID	Imp Type	Total Project Length	Environmental Type	RW Required	Begin Termini	End Termini	Total Est. Cost of Project	STIP Amend. No.
14	1350(024)		WA-05750	28	0.330	CE	No	Port Office	Gateway Av.	893,811	

Port Connector Bike/Ped Path

Construct a multimodal path. Project will include raised platform, landscaping, street furniture, and signage.

Funding

Phase	Start Date	Federal	Fund Code	Federal Funds		State Funds	Local Funds	Total
				State Fund Code	State Funds			
CN	2019		CMAQ	400,000		0	300,000	700,000
CN	2019		TAP(UL)	100,000		0	0	100,000
Project Totals				500,000		0	300,000	800,000

Expenditure Schedule

Phase	1st	2nd	3rd	4th	5th & 6th
CN	0	0	800,000	0	0
Totals	0	0	800,000	0	0

Washington State S. T. I. P.

2017 to 2020

(Project Funds to Nearest Dollar)

MPO/RTPO: RTC

Y Inside

N Outside

November 17, 2017

County: Clark

Agency: Port of Vancouver

Func Cls	Project Number	PIN	STIP ID	Imp Type	Total Project Length	Environmental Type	RW Required	Begin Termini	End Termini	Total Est. Cost of Project	STIP Amend. No.
00			WA-08555	44	7.000	EA	No	Port of Vancouver	Port of Vancouver	16,300,000	

West Vancouver Freight Access Grain Track Unit Train Improvements

Add several spurs to the existing rail facility in order to facilitate expansion of grain offloading capacity within the port property.

Funding

Phase	Start Date	Federal	Fund Code	Federal Funds		State Funds	Local Funds	Total
				Federal	State Fund Code			
CN	2017			0	FMSIB	1,000,000	13,400,000	14,400,000
CN	2017			0	CWA	1,900,000	0	1,900,000
Project Totals				0		2,900,000	13,400,000	16,300,000

Expenditure Schedule

Phase	1st	2nd	3rd	4th	5th & 6th
CN	16,300,000	0	0	0	0
Totals	16,300,000	0	0	0	0

	Federal Funds	State Funds	Local Funds	Total
Agency Totals for Port of Vancouver	500,000	2,900,000	13,700,000	17,100,000

Washington State S. T. I. P.

2017 to 2020

(Project Funds to Nearest Dollar)

MPO/RTPO: RTC

Y Inside

N Outside

November 17, 2017

County: Clark

Agency: RTC

Func Cls	Project Number	PIN	STIP ID	Imp Type	Total Project Length	Environmental Type	RW Required	Begin Termini	End Termini	Total Est. Cost of Project	STIP Amend. No.
00			WA-08654	18	0.000	CE	No	County Wide	County Wide	1,213,873	

UPWP & CMP Support

Support work elements of the Unified Planning Work Program (UPWP), including Congestion Management Process (CMP).

Funding

Phase	Start Date	Federal	Fund Code	Federal Funds		State Funds	Local Funds	Total
				Federal	State Fund Code			
PE	2018		STP(UL)	255,000		0	39,798	294,798
PE	2018		STP(R)	45,000		0	7,023	52,023
PE	2019		STP(UL)	300,000		0	46,821	346,821
PE	2019		STP(R)	50,000		0	7,803	57,803
PE	2020		STP(UL)	340,000		0	53,064	393,064
PE	2020		STP(R)	60,000		0	9,364	69,364
Project Totals				1,050,000		0	163,873	1,213,873

Expenditure Schedule

Phase	1st	2nd	3rd	4th	5th & 6th
PE	0	346,821	404,624	462,428	0
Totals	0	346,821	404,624	462,428	0

Washington State S. T. I. P.

2017 to 2020

(Project Funds to Nearest Dollar)

MPO/RTPO: RTC

Y Inside

N Outside

November 17, 2017

County: Clark

Agency: RTC

Func Cls	Project Number	PIN	STIP ID	Imp Type	Total Project Length	Environmental Type	RW Required	Begin Termini	End Termini	Total Est. Cost of Project	STIP Amend. No.
00			WA-09454	18		CE	No	County Wide	County Wide	173,410	

Urban Freeway Corridors Operations Study

Analyze near-term operational and system management improvements on freeways in the Vancouver region that could serve to make the transportation system operate more efficiently and predictably.

Funding

Phase	Start Date	Federal	Fund Code	Federal Funds	State Fund Code	State Funds	Local Funds	Total
PE	2020		STP(UL)	150,000		0	23,410	173,410
Project Totals				150,000		0	23,410	173,410

Expenditure Schedule

Phase	1st	2nd	3rd	4th	5th & 6th
PE	0	0	0	173,410	0
Totals	0	0	0	173,410	0

Washington State S. T. I. P.

2017 to 2020

(Project Funds to Nearest Dollar)

MPO/RTPO: RTC

Y Inside

N Outside

November 17, 2017

County: Clark

Agency: RTC

Func Cls	Project Number	PIN	STIP ID	Imp Type	Total Project Length	Environmental Type	RW Required	Begin Termini	End Termini	Total Est. Cost of Project	STIP Amend. No.
00			WA-08655	18	0.000	CE	No	County Wide	County Wide	1,104,047	

VAST/TSMO Coordination and Management

Coordination and management of regional Intelligent Transportation Systems, transportation operations, and transportation data archive.

Funding

Phase	Start Date	Federal	Fund Code	Federal Funds		State Funds	Local Funds	Total
				Federal	State Fund Code			
PE	2018		STP(UL)	355,000		0	55,405	410,405
PE	2019		STP(UL)	275,000		0	42,919	317,919
PE	2020		STP(UL)	325,000		0	50,723	375,723
Project Totals				955,000		0	149,047	1,104,047

Expenditure Schedule

Phase	1st	2nd	3rd	4th	5th & 6th
PE	0	410,405	317,919	375,723	0
Totals	0	410,405	317,919	375,723	0

Agency Totals for RTC	Federal Funds		State Funds	Local Funds	Total
	Federal	State Fund Code			
	2,155,000		0	336,330	2,491,330

Washington State S. T. I. P.

2017 to 2020

(Project Funds to Nearest Dollar)

MPO/RTPO: RTC

Y Inside

N Outside

November 17, 2017

County: Clark

Agency: Vancouver

Func Cls	Project Number	PIN	STIP ID	Imp Type	Total Project Length	Environmental Type	RW Required	Begin Termini	End Termini	Total Est. Cost of Project	STIP Amend. No.
16	9906(047)		WA-08176	28	0.200	CE	No	G Street	Clark College Entrance	1,075,100	

BRT Corridor Fort Vancouver Way/Mcloughlin Sidewalk Infill and Pedestrian Signal Upgrade

Install sidewalks, curb ramps, and HAWK signal in the vicinity of Clark College in order to provide improved pedestrian access to proposed BRT along Fort Vancouver Way.

Funding

Phase	Start Date	Federal	Fund Code	Federal Funds	State Fund Code	State Funds	Local Funds	Total
CN	2019		CMAQ	821,800		0	128,300	950,100
Project Totals				821,800		0	128,300	950,100

Expenditure Schedule

Phase	1st	2nd	3rd	4th	5th & 6th
CN	0	0	950,100	0	0
Totals	0	0	950,100	0	0

Washington State S. T. I. P.

2017 to 2020

(Project Funds to Nearest Dollar)

MPO/RTPO: RTC

Y Inside

N Outside

November 17, 2017

County: Clark

Agency: Vancouver

Func Cls	Project Number	PIN	STIP ID	Imp Type	Total Project Length	Environmental Type	RW Required	Begin Termini	End Termini	Total Est. Cost of Project	STIP Amend. No.
14	4228(002)		WA-05816	28	1.100	CE	Yes	SE Chelsea Avenue	SE Image Road	1,200,000	17-06

Evergreen Trail

Build pervious asphalt path along Evergreen Highway.

Funding

Phase	Start Date	Federal	Fund Code	Federal Funds	State Fund Code	State Funds	Local Funds	Total
RW	2018			0		0	350,000	350,000
Project Totals				0		0	350,000	350,000

Expenditure Schedule

Phase	1st	2nd	3rd	4th	5th & 6th
RW	0	350,000	0	0	0
Totals	0	350,000	0	0	0

Washington State S. T. I. P.

2017 to 2020

(Project Funds to Nearest Dollar)

MPO/RTPO: RTC

Y Inside

N Outside

November 17, 2017

County: Clark

Agency: Vancouver

Func Cls	Project Number	PIN	STIP ID	Imp Type	Total Project Length	Environmental Type	RW Required	Begin Termini	End Termini	Total Est. Cost of Project	STIP Amend. No.
19	9906(041)		WA-04778	28	0.500	CE	Yes	Fourth Plain Blvd	27th Street	1,042,000	

Fourth Plain Subarea Sidewalk Infill Project

Improve pedestrian facilities along Neals Lane and Rossiter Lane in the vicinity of Fourth Plain Boulevard.

Funding

Phase	Start Date	Federal Fund Code	Federal Funds		State Fund Code	State Funds	Local Funds	Total
CN	2018	CMAQ	380,000			0	59,000	439,000
Project Totals			380,000			0	59,000	439,000

Expenditure Schedule

Phase	1st	2nd	3rd	4th	5th & 6th
CN	0	439,000	0	0	0
Totals	0	439,000	0	0	0

Washington State S. T. I. P.

2017 to 2020

(Project Funds to Nearest Dollar)

MPO/RTPO: RTC

Y Inside

N Outside

November 17, 2017

County: Clark

Agency: Vancouver

Func Cls	Project Number	PIN	STIP ID	Imp Type	Total Project Length	Environmental Type	RW Required	Begin Termini	End Termini	Total Est. Cost of Project	STIP Amend. No.
14	4242(025)		WA-04116	21	0.050	DCE	Yes	NE 104th Avenue	NE Chkalov Drive	4,590,000	

Mill Plain Blvd. - 104th to NE Chkalov Dr.

Safety improvement project that includes signal improvements, access management, channelization, and realignment of 104th Avenue.

Funding

Phase	Start Date	Federal	Fund Code	Federal Funds		State Fund Code	State Funds	Local Funds	Total
CN	2019		STP(UL)	2,000,000			0	320,000	2,320,000
Project Totals				2,000,000			0	320,000	2,320,000

Expenditure Schedule

Phase	1st	2nd	3rd	4th	5th & 6th
CN	0	0	2,320,000	0	0
Totals	0	0	2,320,000	0	0

Washington State S. T. I. P.

2017 to 2020

(Project Funds to Nearest Dollar)

MPO/RTPO: RTC

Y Inside

N Outside

November 17, 2017

County: Clark

Agency: Vancouver

Func Cls	Project Number	PIN	STIP ID	Imp Type	Total Project Length	Environmental Type	RW Required	Begin Termini	End Termini	Total Est. Cost of Project	STIP Amend. No.
14			WA-08177	44	4.300	CE	No	Andresen Road	155th Avenue	97,600	

Mill Plain Boulevard Arrival on Green Improvement Project

Install signal equipment at multiple signalized intersections along Mill Plain Boulevard from Andresen to 155th Avenue. The new equipment help improve signal coordination along the corridor.

Funding

Phase	Start Date	Federal	Fund Code	Federal Funds	State Fund Code	State Funds	Local Funds	Total
CN	2018		CMAQ	72,700		0	24,900	97,600
Project Totals				72,700		0	24,900	97,600

Expenditure Schedule

Phase	1st	2nd	3rd	4th	5th & 6th
CN	0	97,600	0	0	0
Totals	0	97,600	0	0	0

Washington State S. T. I. P.

2017 to 2020

(Project Funds to Nearest Dollar)

MPO/RTPO: RTC

Y Inside

N Outside

November 17, 2017

County: Clark

Agency: Vancouver

Func Cls	Project Number	PIN	STIP ID	Imp Type	Total Project Length	Environmental Type	RW Required	Begin Termini	End Termini	Total Est. Cost of Project	STIP Amend. No.
16	4421(004)		WA-09381	04	1.000	CE	Yes	NE 49th Street	NE Fourth Plain Boulevard	21,500,000	

NE 137th Ave Corridor Completion

Widen to 3 lanes with roundabouts, bike lanes, and sidewalks.

Funding

Phase	Start Date	Federal	Fund Code	Federal Funds		State Funds	Local Funds	Total
				Federal Funds	State Fund Code			
RW	2020		STP(UL)	950,000		0	4,450,000	5,400,000
Project Totals				950,000		0	4,450,000	5,400,000

Expenditure Schedule

Phase	1st	2nd	3rd	4th	5th & 6th
RW	0	0	0	5,400,000	0
Totals	0	0	0	5,400,000	0

Agency Totals for Vancouver	Federal Funds		State Funds	Local Funds	Total
	Federal Funds	State Fund Code			
	4,224,500		0	5,332,200	9,556,700

Washington State S. T. I. P.

2017 to 2020

(Project Funds to Nearest Dollar)

MPO/RTPO: RTC

Y Inside

N Outside

November 17, 2017

County: Clark

Agency: Washougal

Func Cls	Project Number	PIN	STIP ID	Imp Type	Total Project Length	Environmental Type	RW Required	Begin Termini	End Termini	Total Est. Cost of Project	STIP Amend. No.
14	7071(002)		WA-01574	04	0.100	CE	Yes	32nd Street	32nd Street	1,728,361	

Evergreen Way/32nd Street Improvements

Reconstruct intersection at Evergreen and 32nd St. including new signal, widened thru and turn lanes, new bike lanes, pedestrian facilities, median installations, new pavement, and utilities.

Funding

Phase	Start Date	Federal	Fund Code	Federal Funds	State Fund Code	State Funds	Local Funds	Total
CN	2018		STP(UL)	850,000		0	597,000	1,447,000
Project Totals				850,000		0	597,000	1,447,000

Expenditure Schedule

Phase	1st	2nd	3rd	4th	5th & 6th
CN	0	1,447,000	0	0	0
Totals	0	1,447,000	0	0	0

Washington State S. T. I. P.

2017 to 2020

(Project Funds to Nearest Dollar)

MPO/RTPO: RTC

Y Inside

N Outside

November 17, 2017

County: Clark

Agency: Washougal

Func Cls	Project Number	PIN	STIP ID	Imp Type	Total Project Length	Environmental Type	RW Required	Begin Termini	End Termini	Total Est. Cost of Project	STIP Amend. No.
14			WA-09861	15	0.180	CE	No	Main Street	E Street/Evergreen Way	863,178	17-05

Grade Separated Alternatives near 27th Street

Alternatives Analysis of separated grade crossing alternatives near 27th Street between Main Street and E Street/Evergreen Way. Selected alternative will move forward to approx. 30% design plans.

Funding

Phase	Start Date	Federal	Fund Code	Federal Funds		State Fund Code	State Funds	Local Funds	Total
PE	2017		DEMO		863,178		0	0	863,178
Project Totals					863,178		0	0	863,178

Expenditure Schedule

Phase	1st	2nd	3rd	4th	5th & 6th
PE	425,000	438,178	0	0	0
Totals	425,000	438,178	0	0	0

Washington State S. T. I. P.

2017 to 2020

(Project Funds to Nearest Dollar)

MPO/RTPO: RTC

Y Inside

N Outside

November 17, 2017

County: Clark

Agency: Washougal

Func Cls	Project Number	PIN	STIP ID	Imp Type	Total Project Length	Environmental Type	RW Required	Begin Termini	End Termini	Total Est. Cost of Project	STIP Amend. No.
00	7099(001)		WA-06484	28	0.340	EA	No	Jemtegaard School	Sunset View Road	757,905	

Jemtegaard Trail Improvements

Construct off site path, pedestrian bridge, and sidewalk for bicyclists and pedestrians to and from Jemtegaard Middle School and neighborhoods to the north.

Funding

Phase	Start Date	Federal	Fund Code	Federal Funds	State Fund Code	State Funds	Local Funds	Total
CN	2017		SRTS	451,000		0	158,600	609,600
Project Totals				451,000		0	158,600	609,600

Expenditure Schedule

Phase	1st	2nd	3rd	4th	5th & 6th
CN	609,600	0	0	0	0
Totals	609,600	0	0	0	0

	Federal Funds	State Funds	Local Funds	Total
Agency Totals for Washougal	2,164,178	0	755,600	2,919,778

Washington State S. T. I. P.

2017 to 2020

(Project Funds to Nearest Dollar)

MPO/RTPO: RTC

Y Inside

N Outside

November 17, 2017

County:

Agency: Western Federal Lands

Func Cls	Project Number	PIN	STIP ID	Imp Type	Total Project Length	Environmental Type	RW Required	Begin Termini	End Termini	Total Est. Cost of Project	STIP Amend. No.
07			WA-08059	28	0.420	DCE	Yes	370' S. of City Limits	Near NE 291st St.	3,654,128	

Main Avenue Access Improvements

Construct paved multi-use pathway for pedestrians and cyclists along Main Avenue, including bridge over Gee Creek.

Funding

Phase	Start Date	Federal Fund Code	Federal Funds	State Fund Code	State Funds	Local Funds	Total
CN	2017	TAP(R)	148,000		0	2,910,352	3,058,352
Project Totals			148,000		0	2,910,352	3,058,352

Expenditure Schedule

Phase	1st	2nd	3rd	4th	5th & 6th
CN	3,058,352	0	0	0	0
Totals	3,058,352	0	0	0	0

	Federal Funds	State Funds	Local Funds	Total
Agency Totals for Western Federal Lands	148,000	0	2,910,352	3,058,352

Washington State S. T. I. P.

2017 to 2020

(Project Funds to Nearest Dollar)

MPO/RTPO: RTC

Y Inside

N Outside

November 17, 2017

County:

Agency: WSDOT - SW

Func Cls	Project Number	PIN	STIP ID	Imp Type	Total Project Length	Environmental Type	RW Required	Begin Termini	End Termini	Total Est. Cost of Project	STIP Amend. No.
00		BPSWRTC	BPSWRTC06	05		CE	No	Various	Various	10,750,661	1702 AdMod

Asphalt/Chip Seal Preservation Southwest Washington Regional Transportation Council - MPO

Resurface the roadway with chip seal or hot mix asphalt to preserve the structural integrity of the roadway and extend the service life of the pavement. The individual projects may be found at <http://www.wsdot.wa.gov/projects/search/> under the "Programmatic Projects in STIP" tab.

Funding

Phase	Start Date	Federal Fund Code	Federal Funds		State Fund Code	State Funds	Local Funds	Total	
			Federal	Fund Code					
PE	2017	NHPP				57,196	0	8,209	65,405
PE	2017	STP				148,042	0	0	148,042
PE	2018	NHPP				96,824	0	3,873	100,697
PE	2019	STP				63,832	0	2,554	66,386
PE	2020	NHPP				283,703	0	11,348	295,051
CN	2017	NHPP				1,959,121	0	59,372	2,018,493
CN	2017	STP				1,009,470	0	0	1,009,470
CN	2018	NHPP				335,307	0	36,830	372,137
CN	2018	STP				1,506,160	0	0	1,506,160
CN	2019	NHPP				2,807,507	0	56,150	2,863,657
CN	2020	STP				2,259,963	0	45,200	2,305,163
Project Totals						10,527,125	0	223,536	10,750,661

Washington State S. T. I. P.

2017 to 2020

(Project Funds to Nearest Dollar)

MPO/RTPO: RTC

Y Inside

N Outside

November 17, 2017

County:

Agency: WSDOT - SW

Expenditure Schedule

Phase	1st	2nd	3rd	4th	5th & 6th
PE	213,447	100,697	66,386	295,051	0
CN	3,027,963	1,878,297	2,863,657	2,305,163	0
Totals	3,241,410	1,978,994	2,930,043	2,600,214	0

Washington State S. T. I. P.

2017 to 2020

(Project Funds to Nearest Dollar)

MPO/RTPO: RTC

Y Inside

N Outside

November 17, 2017

County:

Agency: WSDOT - SW

Func Cls	Project Number	PIN	STIP ID	Imp Type	Total Project Length	Environmental Type	RW Required	Begin Termini	End Termini	Total Est. Cost of Project	STIP Amend. No.
00		400018Q	400018Q06	44		CE	No	N/A	N/A	200,000	

Centralized Signal System - Joint ATMS throughout Clark County

Purchase and implement a signal controller application that will operate with our partners' assets and equipment.

Funding

Phase	Start Date	Federal Fund Code	Federal Funds	State Fund Code	State Funds	Local Funds	Total
CN	2019	CMAQ	149,000		0	51,000	200,000
Project Totals			149,000		0	51,000	200,000

Expenditure Schedule

Phase	1st	2nd	3rd	4th	5th & 6th
CN	0	0	200,000	0	0
Totals	0	0	200,000	0	0

Washington State S. T. I. P.

2017 to 2020

(Project Funds to Nearest Dollar)

MPO/RTPO: RTC

Y Inside

N Outside

November 17, 2017

County:

Agency: WSDOT - SW

Func Cls	Project Number	PIN	STIP ID	Imp Type	Total Project Length	Environmental Type	RW Required	Begin Termini	End Termini	Total Est. Cost of Project	STIP Amend. No.
14		400019Q	400019Q06	44	0.000	CE	No	0.00	0.00	450,000	

Centralized Signal System Enhancements

Expand/enhance ATMS capabilities at various intersections within WSDOT's signalized principal arterial corridors

Funding

Phase	Start Date	Federal	Fund Code	Federal Funds		State Fund Code	State Funds	Local Funds	Total
PE	2020		CMAQ	48,000			0	17,000	65,000
CN	2020		CMAQ	287,000			0	98,000	385,000
Project Totals				335,000			0	115,000	450,000

Expenditure Schedule

Phase	1st	2nd	3rd	4th	5th & 6th
PE	0	0	0	65,000	0
CN	0	0	0	385,000	0
Totals	0	0	0	450,000	0

Washington State S. T. I. P.

2017 to 2020

(Project Funds to Nearest Dollar)

MPO/RTPO: RTC

Y Inside

N Outside

November 17, 2017

County:

Agency: WSDOT - SW

Func Cls	Project Number	PIN	STIP ID	Imp Type	Total Project Length	Environmental Type	RW Required	Begin Termini	End Termini	Total Est. Cost of Project	STIP Amend. No.
11		400017C	400017C06	06		CE	No	various	various	2,909,198	1709 AdMod

I-205 and I-5 Pavement Rehabilitation

This project will remove and replace deteriorating concrete panels on I-205 between MP 26.59 and 37.16 and on I-5 between I-205 and NE 179th Street, and will grind and inlay shoulders and selected ramps on I-205, I-5, and SR14.

Funding

Phase	Start Date	Federal Fund Code	Federal Funds		State Fund Code	State Funds	Local Funds	Total
			Federal	Funds				
PE	2017	NHPP		126,796		0	5,283	132,079
CN	2018	NHPP		2,721,577		0	55,542	2,777,119
Project Totals				2,848,373		0	60,825	2,909,198

Expenditure Schedule

Phase	1st	2nd	3rd	4th	5th & 6th
PE	132,079	0	0	0	0
CN	0	2,777,119	0	0	0
Totals	132,079	2,777,119	0	0	0

Washington State S. T. I. P.

2017 to 2020

(Project Funds to Nearest Dollar)

MPO/RTPO: RTC

Y Inside

N Outside

November 17, 2017

County:

Agency: WSDOT - SW

Func Cls	Project Number	PIN	STIP ID	Imp Type	Total Project Length	Environmental Type	RW Required	Begin Termini	End Termini	Total Est. Cost of Project	STIP Amend. No.
11		400019I	400019I06	21		CE	No	Various	Various	4,175,150	

I-205 and SR 14 - Corridor Safety Improvements

Improve safety in the urban area with signing, striping, ramp metering, active lane management, or variable speeds.

Funding

Phase	Start Date	Federal	Fund Code	Federal Funds		State Fund Code	State Funds	Local Funds	Total
PE	2019		HSIP	372,624			0	15,526	388,150
CN	2020		STP	3,711,260			0	75,740	3,787,000
Project Totals				4,083,884			0	91,266	4,175,150

Expenditure Schedule

Phase	1st	2nd	3rd	4th	5th & 6th
PE	0	0	372,624	0	0
CN	0	0	0	3,787,000	0
Totals	0	0	372,624	3,787,000	0

Washington State S. T. I. P.

2017 to 2020

(Project Funds to Nearest Dollar)

MPO/RTPO: RTC

Y Inside

N Outside

November 17, 2017

County:

Agency: WSDOT - SW

Func Cls	Project Number	PIN	STIP ID	Imp Type	Total Project Length	Environmental Type	RW Required	Begin Termini	End Termini	Total Est. Cost of Project	STIP Amend. No.
11		420513I	420513I06	44	0.850	CE	No	26.84	27.69	1,748,890	17-08

I-205/SR 14 Interchange - Illumination Upgrade
Upgrade illumination

Funding

Phase	Start Date	Federal	Fund Code	Federal Funds		State Funds	Local Funds	Total
				Federal	State Fund Code			
PE	2017		NHPP	142,646		0	5,944	148,590
CN	2018		NHPP	1,206,182		0	24,616	1,230,798
CN	2019		NHPP	362,112		0	7,390	369,502
Project Totals				1,710,940		0	37,950	1,748,890

Expenditure Schedule

Phase	1st	2nd	3rd	4th	5th & 6th
PE	16,208	132,382	0	0	0
CN	0	37,712	1,562,588	0	0
Totals	16,208	170,094	1,562,588	0	0

Washington State S. T. I. P.

2017 to 2020

(Project Funds to Nearest Dollar)

MPO/RTPO: RTC

Y Inside

N Outside

November 17, 2017

County:

Agency: WSDOT - SW

Func Cls	Project Number	PIN	STIP ID	Imp Type	Total Project Length	Environmental Type	RW Required	Begin Termini	End Termini	Total Est. Cost of Project	STIP Amend. No.
01		400512R	400512R06	11	1.800	CE	Yes	17.20	19.00	48,646,350	17-09

I-5/E Fork Lewis River Bridge NB - Replace
 Replace existing bridge with new structure

Funding

Phase	Start Date	Federal	Fund Code	Federal Funds		State Funds	Local Funds	Total
				Federal Funds	State Fund Code			
PE	2017		NHPP	2,105,309		0	87,721	2,193,030
PE	2020		NHPP	1,959,091		0	81,629	2,040,720
RW	2019		NHPP	229,908		0	4,692	234,600
Project Totals				4,294,308		0	174,042	4,468,350

Expenditure Schedule

Phase	1st	2nd	3rd	4th	5th & 6th
PE	222,986	1,251,439	1,253,500	1,251,439	254,386
RW	0	0	86,707	122,624	25,269
Totals	222,986	1,251,439	1,340,207	1,374,063	279,655

Washington State S. T. I. P.

2017 to 2020

(Project Funds to Nearest Dollar)

MPO/RTPO: RTC

Y Inside

N Outside

November 17, 2017

County:

Agency: WSDOT - SW

Func Cls	Project Number	PIN	STIP ID	Imp Type	Total Project Length	Environmental Type	RW Required	Begin Termini	End Termini	Total Est. Cost of Project	STIP Amend. No.
11		400517V	WA-10368	47	0.270	CE	No	0.00	0.27	425,000	17-08

I-5/Interstate Bridge - Electrical Control System Upgrade

ODOT lead project to upgrade the electrical control system on the I-5 Columbia River Bridge.

Funding

Phase	Start Date	Federal	Fund Code	Federal Funds		State Fund Code	State Funds	Local Funds	Total
CN	2017		NHPP	416,500			0	8,500	425,000
Project Totals				416,500			0	8,500	425,000

Expenditure Schedule

Phase	1st	2nd	3rd	4th	5th & 6th
CN	425,000	0	0	0	0
Totals	425,000	0	0	0	0

Washington State S. T. I. P.

2017 to 2020

(Project Funds to Nearest Dollar)

MPO/RTPO: RTC

Y Inside

N Outside

November 17, 2017

County:

Agency: WSDOT - SW

Func Cls	Project Number	PIN	STIP ID	Imp Type	Total Project Length	Environmental Type	RW Required	Begin Termini	End Termini	Total Est. Cost of Project	STIP Amend. No.
11		400517E	400517E06	47	0.270	CE	No	0.00	0.27	101,500	17-08

I-5/NB Interstate Bridge - Restore Bearing Clearances and Gear Alignment

ODOT lead project to restore bearing clearances and gear alignment on the I-5 Columbia River Bridge.

Funding

Phase	Start Date	Federal Fund Code	Federal Funds		State Fund Code	State Funds	Local Funds	Total	
			Federal	Fund Code					
CN	2017			NHPP		99,470	0	2,030	101,500
Project Totals						99,470	0	2,030	101,500

Expenditure Schedule

Phase	1st	2nd	3rd	4th	5th & 6th
CN	101,500	0	0	0	0
Totals	101,500	0	0	0	0

Washington State S. T. I. P.

2017 to 2020

(Project Funds to Nearest Dollar)

MPO/RTPO: RTC

Y Inside

N Outside

November 17, 2017

County:

Agency: WSDOT - SW

Func Cls	Project Number	PIN	STIP ID	Imp Type	Total Project Length	Environmental Type	RW Required	Begin Termini	End Termini	Total Est. Cost of Project	STIP Amend. No.
11	0051(299)	400518T	400518T06	40	0.270	CE	No	0	0.27	8,222,883	17-06

I-5/NB Interstate Bridge - South Tower Trunnion Replacement

Replace the lift span trunnion shaft on the south tower. This includes WSDOT's portion of 50% of the total, which is shared with ODOT.

Funding

Phase	Start Date	Federal	Fund Code	Federal Funds		State Funds	Local Funds	Total
				Federal	State Fund Code			
PE	2017		NHPP	554,646		0	23,110	577,756
PE	2019		NHPP	406,552		0	16,940	423,492
CN	2018		NHPP	343,000		0	7,000	350,000
CN	2019		NHPP	6,259,882		0	127,753	6,387,635
Project Totals				7,564,080		0	174,803	7,738,883

Expenditure Schedule

Phase	1st	2nd	3rd	4th	5th & 6th
PE	136,648	278,592	278,596	307,412	0
CN	0	0	650,000	6,000,000	87,635
Totals	136,648	278,592	928,596	6,307,412	87,635

Washington State S. T. I. P.

2017 to 2020

(Project Funds to Nearest Dollar)

MPO/RTPO: RTC

Y Inside

N Outside

November 17, 2017

County:

Agency: WSDOT - SW

Func Cls	Project Number	PIN	STIP ID	Imp Type	Total Project Length	Environmental Type	RW Required	Begin Termini	End Termini	Total Est. Cost of Project	STIP Amend. No.
01	0051(300)	400516S	400516S06	44	0.770	CE	No	15.04	15.81	3,900,000	

I-5/Ridgefield Port of Entry - Scale House Reconstruction

Rehabilitate the existing scale house and upgrade the inspection pits at the Port of Entry on I-5 NB.

Funding

Phase	Start Date	Federal	Fund Code	Federal Funds		State Fund Code	State Funds	Local Funds	Total
CN	2017		NHPP	1,135,812			0	23,180	1,158,992
CN	2018		NHPP	2,294,188			0	46,820	2,341,008
Project Totals				3,430,000			0	70,000	3,500,000

Expenditure Schedule

Phase	1st	2nd	3rd	4th	5th & 6th
CN	1,158,992	2,341,008	0	0	0
Totals	1,158,992	2,341,008	0	0	0

Washington State S. T. I. P.

2017 to 2020

(Project Funds to Nearest Dollar)

MPO/RTPO: RTC

Y Inside

N Outside

November 17, 2017

County:

Agency: WSDOT - SW

Func Cls	Project Number	PIN	STIP ID	Imp Type	Total Project Length	Environmental Type	RW Required	Begin Termini	End Termini	Total Est. Cost of Project	STIP Amend. No.
11	0051(301)	400517B	400517B06	06	0.250	CE	No	19.67	20.29	1,332,730	17-04

I-5/SB North Fork Lewis River Bridge - Resurfacing

Rehabilitate the bridge deck and joints.

Funding

Phase	Start Date	Federal Fund Code	Federal Funds		State Fund Code	State Funds	Local Funds	Total
			Federal	Fund Code				
CN	2017		NHPP	1,176,000		0	24,000	1,200,000
Project Totals				1,176,000		0	24,000	1,200,000

Expenditure Schedule

Phase	1st	2nd	3rd	4th	5th & 6th
CN	1,200,000	0	0	0	0
Totals	1,200,000	0	0	0	0

Washington State S. T. I. P.

2017 to 2020

(Project Funds to Nearest Dollar)

MPO/RTPO: RTC

Y Inside

N Outside

November 17, 2017

County:

Agency: WSDOT - SW

Func Cls	Project Number	PIN	STIP ID	Imp Type	Total Project Length	Environmental Type	RW Required	Begin Termini	End Termini	Total Est. Cost of Project	STIP Amend. No.
01	0005(016)	400517W	400517W06	06	0.500	CE	No	20.50	21.00	2,756,681	17-08

I-5/Woodland Vicinity at Horseshoe Lake - Upgrade Pump System

Retrofit or replace existing pump and screen system. This system pumps water from the Lewis River into Horseshoe Lake to enable consistent flow.

Funding

Phase	Start Date	Federal	Fund Code	Federal Funds		State Funds	Local Funds	Total
				Fund Code	Funds			
PE	2017		STP		513,810	0	21,190	535,000
RW	2018		STP		11,015	0	224	11,239
CN	2018		STP		490,001	0	10,000	500,001
CN	2019		STP		1,553,730	0	31,709	1,585,439
Project Totals					2,568,556	0	63,123	2,631,679

Expenditure Schedule

Phase	1st	2nd	3rd	4th	5th & 6th
PE	194,676	269,661	70,663	0	0
RW	0	11,239	0	0	0
CN	0	0	500,000	1,585,439	0
Totals	194,676	280,900	570,663	1,585,439	0

Washington State S. T. I. P.

2017 to 2020

(Project Funds to Nearest Dollar)

MPO/RTPO: RTC

Y Inside

N Outside

November 17, 2017

County:

Agency: WSDOT - SW

Func Cls	Project Number	PIN	STIP ID	Imp Type	Total Project Length	Environmental Type	RW Required	Begin Termini	End Termini	Total Est. Cost of Project	STIP Amend. No.
14		401418I	401418I06	03	1.000	CE	Yes	16.10	17.10	7,500,000	

SR 14 Access Improvements

This project will make access improvements along the SR 14 corridor at 15th and 32nd Streets, and complete an access options study in the vicinity of 27th St.

Funding

Phase	Start Date	Federal	Fund Code	Federal Funds		State Fund Code	State Funds	Local Funds	Total
RW	2017				0	CWA	100,000	0	100,000
RW	2018				0	CWA	1,300,000	0	1,300,000
CN	2018				0	CWA	4,900,000	0	4,900,000
Project Totals					0		6,300,000	0	6,300,000

Expenditure Schedule

Phase	1st	2nd	3rd	4th	5th & 6th
RW	100,000	1,300,000	0	0	0
CN	0	4,900,000	0	0	0
Totals	100,000	6,200,000	0	0	0

Washington State S. T. I. P.

2017 to 2020

(Project Funds to Nearest Dollar)

MPO/RTPO: RTC

Y Inside

N Outside

November 17, 2017

County:

Agency: WSDOT - SW

Func Cls	Project Number	PIN	STIP ID	Imp Type	Total Project Length	Environmental Type	RW Required	Begin Termini	End Termini	Total Est. Cost of Project	STIP Amend. No.
00		401417Q	401417Q06	44	3.200	CE	No	0	3.20	1,100,000	

SR 14 ATIS Infill; I-5 to Evergreen

Install fiber optic communication link, data stations and cameras.

Funding

Phase	Start Date	Federal	Fund Code	Federal Funds		State Funds	Local Funds	Total
				Federal Funds	State Fund Code			
PE	2018		CMAQ	67,000		0	23,000	90,000
CN	2019		CMAQ	752,500		0	257,500	1,010,000
Project Totals				819,500		0	280,500	1,100,000

Expenditure Schedule

Phase	1st	2nd	3rd	4th	5th & 6th
PE	0	90,000	0	0	0
CN	0	0	1,010,000	0	0
Totals	0	90,000	1,010,000	0	0

Washington State S. T. I. P.

2017 to 2020

(Project Funds to Nearest Dollar)

MPO/RTPO: RTC

Y Inside

N Outside

November 17, 2017

County:

Agency: WSDOT - SW

Func Cls	Project Number	PIN	STIP ID	Imp Type	Total Project Length	Environmental Type	RW Required	Begin Termini	End Termini	Total Est. Cost of Project	STIP Amend. No.
14		401419A	401419A06	13	1.050	DCE	Yes	12.16	13.21	25,000,000	

SR 14/West Camas Slough Bridge - Bridge Widening

Widen and retrofit bridge.

Funding

Phase	Start Date	Federal	Fund Code	Federal Funds		State Funds	Local Funds	Total
				State Fund Code				
RW	2017			0	CWA	500,000	0	500,000
CN	2019			0	CWA	1,000,000	0	1,000,000
CN	2020			0	CWA	18,000,000	0	18,000,000
Project Totals				0		19,500,000	0	19,500,000

Expenditure Schedule

Phase	1st	2nd	3rd	4th	5th & 6th
RW	500,000	0	0	0	0
CN	0	0	1,000,000	18,000,000	3,000,000
Totals	500,000	0	1,000,000	18,000,000	3,000,000

Washington State S. T. I. P.

2017 to 2020

(Project Funds to Nearest Dollar)

MPO/RTPO: RTC

Y Inside

N Outside

November 17, 2017

County:

Agency: WSDOT - SW

Func Cls	Project Number	PIN	STIP ID	Imp Type	Total Project Length	Environmental Type	RW Required	Begin Termini	End Termini	Total Est. Cost of Project	STIP Amend. No.
14		450012E	450012E06	21	0.240	DCE	No	4.66	4.90	2,070,700	

SR 500/112th Ave to I-205 - Add WB Auxiliary Lane

Extend two lane section on SR 500 WB ramp to I-205 NB on-ramp.

Funding

Phase	Start Date	Federal	Fund Code	Federal Funds		State Fund Code	State Funds	Local Funds	Total
PE	2017		HSIP	229,632			0	9,568	239,200
CN	2019		STP	1,794,870			0	36,630	1,831,500
Project Totals				2,024,502			0	46,198	2,070,700

Expenditure Schedule

Phase	1st	2nd	3rd	4th	5th & 6th
PE	239,200	0	0	0	0
CN	0	0	1,831,500	0	0
Totals	239,200	0	1,831,500	0	0

Washington State S. T. I. P.

2017 to 2020

(Project Funds to Nearest Dollar)

MPO/RTPO: RTC

Y Inside

N Outside

November 17, 2017

County:

Agency: WSDOT - SW

Func Cls	Project Number	PIN	STIP ID	Imp Type	Total Project Length	Environmental Type	RW Required	Begin Termini	End Termini	Total Est. Cost of Project	STIP Amend. No.
14		450018I	450018I06	21	0.450	CE	No	5.45	6.00	759,155	

SR 500/4th Plain Blvd - Intersection Safety Improvements

This project will enhance the safety of the intersection to reduce the number of collisions.

Funding

Phase	Start Date	Federal	Fund Code	Federal Funds		State Fund Code	State Funds	Local Funds	Total
PE	2019		HSIP	69,202			0	2,883	72,085
CN	2020		NHPP	673,329			0	13,741	687,070
Project Totals				742,531			0	16,624	759,155

Expenditure Schedule

Phase	1st	2nd	3rd	4th	5th & 6th
PE	0	0	72,085	0	0
CN	0	0	0	687,070	0
Totals	0	0	72,085	687,070	0

Washington State S. T. I. P.

2017 to 2020

(Project Funds to Nearest Dollar)

MPO/RTPO: RTC

Y Inside

N Outside

November 17, 2017

County:

Agency: WSDOT - SW

Func Cls	Project Number	PIN	STIP ID	Imp Type	Total Project Length	Environmental Type	RW Required	Begin Termini	End Termini	Total Est. Cost of Project	STIP Amend. No.
17		450019A	450019A06	28	4.680	CE	No	1.28	5.96	1,044,109	17-06

SR 500/Burnt Bridge Creek to 4th Plain Rd - ADA

Update ADA within project limits

Funding

Phase	Start Date	Federal	Fund Code	Federal Funds		State Fund Code	State Funds	Local Funds	Total
PE	2018		STP	228,087			0	9,503	237,590
CN	2019		STP	790,389			0	16,130	806,519
Project Totals				1,018,476			0	25,633	1,044,109

Expenditure Schedule

Phase	1st	2nd	3rd	4th	5th & 6th
PE	237,590	0	0	0	0
CN	206,968	599,552	0	0	0
Totals	444,558	599,552	0	0	0

Washington State S. T. I. P.

2017 to 2020

(Project Funds to Nearest Dollar)

MPO/RTPO: RTC

Y Inside

N Outside

November 17, 2017

County:

Agency: WSDOT - SW

Func Cls	Project Number	PIN	STIP ID	Imp Type	Total Project Length	Environmental Type	RW Required	Begin Termini	End Termini	Total Est. Cost of Project	STIP Amend. No.
14		450016S	450016S06	19	1.340	DCE	No	1.55	2.89	100,000	

SR 500/NE 42nd Ave and 54th Ave Intersections - Safety Evaluation

Evaluate alternatives and complete community outreach.

Funding

Phase	Start Date	Federal	Fund Code	Federal Funds		State Fund Code	State Funds	Local Funds	Total
PE	2017		HSIP	96,000			0	4,000	100,000
Project Totals				96,000			0	4,000	100,000

Expenditure Schedule

Phase	1st	2nd	3rd	4th	5th & 6th
PE	100,000	0	0	0	0
Totals	100,000	0	0	0	0

Washington State S. T. I. P.

2017 to 2020

(Project Funds to Nearest Dollar)

MPO/RTPO: RTC

Y Inside

N Outside

November 17, 2017

County:

Agency: WSDOT - SW

Func Cls	Project Number	PIN	STIP ID	Imp Type	Total Project Length	Environmental Type	RW Required	Begin Termini	End Termini	Total Est. Cost of Project	STIP Amend. No.
14		450018S	450018S06	21	0.400	CE	No	16.05	16.45	1,626,240	

SR 500/NE Robinson Rd and NE 3rd St. - Intersection Safety Improvements

Improve safety at two intersections.

Funding

Phase	Start Date	Federal	Fund Code	Federal Funds		State Fund Code	State Funds	Local Funds	Total
PE	2019		HSIP	127,757			0	5,323	133,080
CN	2020		HSIP	1,463,297			0	29,863	1,493,160
Project Totals				1,591,054			0	35,186	1,626,240

Expenditure Schedule

Phase	1st	2nd	3rd	4th	5th & 6th
PE	0	0	133,080	0	0
CN	0	0	0	1,493,160	0
Totals	0	0	133,080	1,493,160	0

Washington State S. T. I. P.

2017 to 2020

(Project Funds to Nearest Dollar)

MPO/RTPO: RTC

Y Inside

N Outside

November 17, 2017

County:

Agency: WSDOT - SW

Func Cls	Project Number	PIN	STIP ID	Imp Type	Total Project Length	Environmental Type	RW Required	Begin Termini	End Termini	Total Est. Cost of Project	STIP Amend. No.
16		450119A	450119A06	04	5.010	CE	No	0	5.01	6,000,000	

SR 501/I-5 to Port of Vancouver - Intersection and Profile Improvements

Remove high points in the roadway and reconstruct traffic signals to allow movement of large vehicles.

Funding

Phase	Start Date	Federal	Fund Code	Federal Funds		State Funds	Local Funds	Total
				Federal Funds	State Fund Code			
PE	2017			0	CWA	1,000,000	0	1,000,000
CN	2019			0	CWA	300,000	0	300,000
CN	2020			0	CWA	4,700,000	0	4,700,000
Project Totals				0		6,000,000	0	6,000,000

Expenditure Schedule

Phase	1st	2nd	3rd	4th	5th & 6th
PE	1,000,000	0	0	0	0
CN	0	0	300,000	4,700,000	0
Totals	1,000,000	0	300,000	4,700,000	0

Washington State S. T. I. P.

2017 to 2020

(Project Funds to Nearest Dollar)

MPO/RTPO: RTC

Y Inside

N Outside

November 17, 2017

County:

Agency: WSDOT - SW

Func Cls	Project Number	PIN	STIP ID	Imp Type	Total Project Length	Environmental Type	RW Required	Begin Termini	End Termini	Total Est. Cost of Project	STIP Amend. No.
14	0503(031)	450317Q	450317Q06	44	8.200	CE	No	0.00	8.20	1,100,000	

SR 503 ATIS Infill-I/S Bypass; 4th Plain to Main St. and Signal Study

Infill with arterial VMS's, data stations, surveillance cameras & ethernet conversions. In addition, this project will fund an investigation of demand-responsive or adaptive signalized corridor between Fourth Plain Blvd. and NE 119th Street.

Funding

Phase	Start Date	Federal	Fund Code	Federal Funds	State Fund Code	State Funds	Local Funds	Total
CN	2018		CMAQ	865,000		0	135,000	1,000,000
Project Totals				865,000		0	135,000	1,000,000

Expenditure Schedule

Phase	1st	2nd	3rd	4th	5th & 6th
CN	1,000,000	0	0	0	0
Totals	1,000,000	0	0	0	0

Washington State S. T. I. P.

2017 to 2020

(Project Funds to Nearest Dollar)

MPO/RTPO: RTC

Y Inside

N Outside

November 17, 2017

County:

Agency: WSDOT - SW

Func Cls	Project Number	PIN	STIP ID	Imp Type	Total Project Length	Environmental Type	RW Required	Begin Termini	End Termini	Total Est. Cost of Project	STIP Amend. No.
14		450317T	450317T06	44	8.200	CE	No	0	8.20	375,000	

SR 503, Fourth Plain to Main Street ITS Device Infill

Finalize the Southwest Region ITS plan's communications and ATIS device infill for the SR 503 corridor.

Funding

Phase	Start Date	Federal	Fund Code	Federal Funds		State Fund Code	State Funds	Local Funds	Total
PE	2018		CMAQ	32,800			0	7,200	40,000
CN	2019		CMAQ	274,700			0	60,300	335,000
Project Totals				307,500			0	67,500	375,000

Expenditure Schedule

Phase	1st	2nd	3rd	4th	5th & 6th
PE	0	40,000	0	0	0
CN	0	0	335,000	0	0
Totals	0	40,000	335,000	0	0

Washington State S. T. I. P.

2017 to 2020

(Project Funds to Nearest Dollar)

MPO/RTPO: RTC

Y Inside

N Outside

November 17, 2017

County:

Agency: WSDOT - SW

Func Cls	Project Number	PIN	STIP ID	Imp Type	Total Project Length	Environmental Type	RW Required	Begin Termini	End Termini	Total Est. Cost of Project	STIP Amend. No.
14		450318R	450318R06	21	0.340	CE	No	4.33	4.67	713,880	

SR 503/Brush Prairie RR Xing - Bus and Truck Pullout Lanes

Build pullout lanes for school buses and Hazmat trucks to reduce the risk of rear end collisions.

Funding

Phase	Start Date	Federal Fund Code	Federal Funds		State Fund Code	State Funds	Local Funds	Total
			Federal	Fund Code				
CN	2018	HSIP	562,010			0	11,470	573,480
Project Totals			562,010			0	11,470	573,480

Expenditure Schedule

Phase	1st	2nd	3rd	4th	5th & 6th
CN	0	573,480	0	0	0
Totals	0	573,480	0	0	0

Washington State S. T. I. P.

2017 to 2020

(Project Funds to Nearest Dollar)

MPO/RTPO: RTC

Y Inside

N Outside

November 17, 2017

County:

Agency: WSDOT - SW

Func Cls	Project Number	PIN	STIP ID	Imp Type	Total Project Length	Environmental Type	RW Required	Begin Termini	End Termini	Total Est. Cost of Project	STIP Amend. No.
14		450319D	450319D06	44	0.420	CE	Yes	1.20	1.62	1,082,200	17-06

SR 503/Drainage Improvements

Improve drainage system

Funding

Phase	Start Date	Federal Funds		State Fund Code	State Funds	Local Funds	Total
		Federal	Fund Code				
PE	2017			CWA	152,400	0	152,400
RW	2017		STP		0	8,376	418,800
CN	2018		STP		0	10,220	511,000
Project Totals					152,400	18,596	1,082,200

Expenditure Schedule

Phase	1st	2nd	3rd	4th	5th & 6th
PE	152,400	0	0	0	0
RW	418,800	0	0	0	0
CN	0	511,000	0	0	0
Totals	571,200	511,000	0	0	0

Washington State S. T. I. P.

2017 to 2020

(Project Funds to Nearest Dollar)

MPO/RTPO: RTC

Y Inside

N Outside

November 17, 2017

County:

Agency: WSDOT - SW

Func Cls	Project Number	PIN	STIP ID	Imp Type	Total Project Length	Environmental Type	RW Required	Begin Termini	End Termini	Total Est. Cost of Project	STIP Amend. No.
14		450317M	450317M06	21	3.510	CE	No	4.58	8.09	2,174,975	17-08

SR 503/NE 154th St to SR 502 - Median Barrier

Install center median barrier.

Funding

Phase	Start Date	Federal	Fund Code	Federal Funds		State Funds	Local Funds	Total
				Federal	State Fund Code			
PE	2017		HSIP	157,133		0	6,547	163,680
CN	2019		HSIP	674,167		0	13,759	687,926
CN	2020		HSIP	1,296,902		0	26,467	1,323,369
Project Totals				2,128,202		0	46,773	2,174,975

Expenditure Schedule

Phase	1st	2nd	3rd	4th	5th & 6th
PE	16,596	139,672	7,412	0	0
CN	0	0	687,926	1,323,369	0
Totals	16,596	139,672	695,338	1,323,369	0

Washington State S. T. I. P.

2017 to 2020

(Project Funds to Nearest Dollar)

MPO/RTPO: RTC

Y Inside

N Outside

November 17, 2017

County:

Agency: WSDOT - SW

Func Cls	Project Number	PIN	STIP ID	Imp Type	Total Project Length	Environmental Type	RW Required	Begin Termini	End Termini	Total Est. Cost of Project	STIP Amend. No.
00		400018S	400018S06	21		CE	No	Various	Various	88,930	

SW Region/Regionwide Curve Warning Sign Update 2017-2019

Update curve signing.

Funding

Phase	Start Date	Federal	Fund Code	Federal Funds		State Funds	Local Funds	Total
				Federal Funds	State Fund Code			
PE	2017		HSIP	8,537		0	356	8,893
CN	2018		HSIP	78,436		0	1,601	80,037
Project Totals				86,973		0	1,957	88,930

Expenditure Schedule

Phase	1st	2nd	3rd	4th	5th & 6th
PE	8,893	0	0	0	0
CN	0	80,037	0	0	0
Totals	8,893	80,037	0	0	0

Washington State S. T. I. P.

2017 to 2020

(Project Funds to Nearest Dollar)

MPO/RTPO: RTC

Y Inside

N Outside

November 17, 2017

County:

Agency: WSDOT - SW

Func Cls	Project Number	PIN	STIP ID	Imp Type	Total Project Length	Environmental Type	RW Required	Begin Termini	End Termini	Total Est. Cost of Project	STIP Amend. No.
00		400018F	400018F06	21		CE	No	Various	Various	125,000	

SW Region/Regionwide High Friction Surface Installation 2019-2021

Install high-friction surface treatment on roadways throughout the Region.

Funding

Phase	Start Date	Federal	Fund Code	Federal Funds		State Fund Code	State Funds	Local Funds	Total
PE	2019		HSIP	12,250			0	250	12,500
CN	2020		HSIP	110,250			0	2,250	112,500
Project Totals				122,500			0	2,500	125,000

Expenditure Schedule

Phase	1st	2nd	3rd	4th	5th & 6th
PE	0	0	12,500	0	0
CN	0	0	0	112,500	0
Totals	0	0	12,500	112,500	0

Washington State S. T. I. P.

2017 to 2020

(Project Funds to Nearest Dollar)

MPO/RTPO: RTC

Y Inside

N Outside

November 17, 2017

County:

Agency: WSDOT - SW

Func Cls	Project Number	PIN	STIP ID	Imp Type	Total Project Length	Environmental Type	RW Required	Begin Termini	End Termini	Total Est. Cost of Project	STIP Amend. No.
00		400020R	400020R06	06		CE	No	Various	Various	100,000	

SW Region/Regionwide Shoulder Rumble Strip Installation 2019-2021

Install shoulder rumble strips on various routes within the Region.

Funding

Phase	Start Date	Federal	Fund Code	Federal Funds		State Fund Code	State Funds	Local Funds	Total
PE	2019		HSIP	9,600			0	400	10,000
CN	2020		HSIP	88,200			0	1,800	90,000
Project Totals				97,800			0	2,200	100,000

Expenditure Schedule

Phase	1st	2nd	3rd	4th	5th & 6th
PE	0	0	10,000	0	0
CN	0	0	0	90,000	0
Totals	0	0	10,000	90,000	0

Washington State S. T. I. P.

2017 to 2020

(Project Funds to Nearest Dollar)

MPO/RTPO: RTC

Y Inside

N Outside

November 17, 2017

County:

Agency: WSDOT - SW

Func Cls	Project Number	PIN	STIP ID	Imp Type	Total Project Length	Environmental Type	RW Required	Begin Termini	End Termini	Total Est. Cost of Project	STIP Amend. No.
11		400018B	400018B06	21		CE	No	Various	Various	285,654	17-06

SWR Breakaway Cable Terminal Replacement - Interstate

Replace breakaway cable terminals on interstates within this MPO (I-5 and I-205). Also see SWW RTPO and CWCOG records.

Funding

Phase	Start Date	Federal	Fund Code	Federal Funds		State Funds	Local Funds	Total
				Federal Funds	State Fund Code			
PE	2017		HSIP	24,000		0	1,000	25,000
CN	2018		HSIP	85,367		0	1,742	87,109
Project Totals				109,367		0	2,742	112,109

Expenditure Schedule

Phase	1st	2nd	3rd	4th	5th & 6th
PE	87,109	0	0	0	0
CN	0	198,545	0	0	0
Totals	87,109	198,545	0	0	0

Washington State S. T. I. P.

2017 to 2020

(Project Funds to Nearest Dollar)

MPO/RTPO: RTC

Y Inside

N Outside

November 17, 2017

County:

Agency: WSDOT - SW

Func Cls	Project Number	PIN	STIP ID	Imp Type	Total Project Length	Environmental Type	RW Required	Begin Termini	End Termini	Total Est. Cost of Project	STIP Amend. No.
14		400018N	400018N06	21		CE	No	Various	Various	265,545	17-06

SWR Breakaway Cable Terminal Replacement - Non Interstates

Replace breakaway cable terminals on non-interstates. This is for routes within RTC (SR 14 and SR 500). Also see CWCOG record.

Funding

Phase	Start Date	Federal	Fund Code	Federal Funds		State Funds	Local Funds	Total
				Federal	State Fund Code			
PE	2017		HSIP	64,320		0	2,680	67,000
CN	2018		HSIP	194,574		0	3,971	198,545
Project Totals				258,894		0	6,651	265,545

Expenditure Schedule

Phase	1st	2nd	3rd	4th	5th & 6th
PE	67,000	0	0	0	0
CN	0	198,545	0	0	0
Totals	67,000	198,545	0	0	0

Washington State S. T. I. P.

2017 to 2020

(Project Funds to Nearest Dollar)

MPO/RTPO: RTC

Y Inside

N Outside

November 17, 2017

County:

Agency: WSDOT - SW

Func Cls	Project Number	PIN	STIP ID	Imp Type	Total Project Length	Environmental Type	RW Required	Begin Termini	End Termini	Total Est. Cost of Project	STIP Amend. No.
00		400017G	400017G06	21		CE	No	Various	Various	92,000	

SWR Regionwide Basic Safety - Guardrail 2017-2019

Address structurally deficient safety features.

Funding

Phase	Start Date	Federal	Fund Code	Federal Funds		State Fund Code	State Funds	Local Funds	Total
PE	2017		HSIP	8,832			0	368	9,200
CN	2018		HSIP	81,144			0	1,656	82,800
Project Totals				89,976			0	2,024	92,000

Expenditure Schedule

Phase	1st	2nd	3rd	4th	5th & 6th
PE	9,200	0	0	0	0
CN	0	82,800	0	0	0
Totals	9,200	82,800	0	0	0

Washington State S. T. I. P.

2017 to 2020

(Project Funds to Nearest Dollar)

MPO/RTPO: RTC

Y Inside

N Outside

November 17, 2017

County:

Agency: WSDOT - SW

Func Cls	Project Number	PIN	STIP ID	Imp Type	Total Project Length	Environmental Type	RW Required	Begin Termini	End Termini	Total Est. Cost of Project	STIP Amend. No.
00		400017T	400017T06	06		CE	No	Varies	Varies	22,094	

SWR Regionwide Basic Safety - Signing 2017-2019

Update signing at various locations throughout the Region.

Funding

Phase	Start Date	Federal	Fund Code	Federal Funds		State Fund Code	State Funds	Local Funds	Total
PE	2017		HSIP	2,010			0	84	2,094
CN	2018		HSIP	19,600			0	400	20,000
Project Totals				21,610			0	484	22,094

Expenditure Schedule

Phase	1st	2nd	3rd	4th	5th & 6th
PE	2,094	0	0	0	0
CN	0	20,000	0	0	0
Totals	2,094	20,000	0	0	0

Washington State S. T. I. P.

2017 to 2020

(Project Funds to Nearest Dollar)

MPO/RTPO: RTC

Y Inside

N Outside

November 17, 2017

County:

Agency: WSDOT - SW

Func Cls	Project Number	PIN	STIP ID	Imp Type	Total Project Length	Environmental Type	RW Required	Begin Termini	End Termini	Total Est. Cost of Project	STIP Amend. No.
00		400019S	400019S06	06		CE	No	Various	Various	53,238	

SWR Regionwide Basic Safety - Signing 2019-2021

Replace existing deteriorating signs Region-wide.

Funding

Phase	Start Date	Federal	Fund Code	Federal Funds		State Fund Code	State Funds	Local Funds	Total
PE	2019		HSIP	5,111			0	213	5,324
CN	2020		HSIP	46,956			0	958	47,914
Project Totals				52,067			0	1,171	53,238

Expenditure Schedule

Phase	1st	2nd	3rd	4th	5th & 6th
PE	0	0	5,324	0	0
CN	0	0	0	47,914	0
Totals	0	0	5,324	47,914	0

Washington State S. T. I. P.

2017 to 2020

(Project Funds to Nearest Dollar)

MPO/RTPO: RTC

Y Inside

N Outside

November 17, 2017

County:

Agency: WSDOT - SW

Func Cls	Project Number	PIN	STIP ID	Imp Type	Total Project Length	Environmental Type	RW Required	Begin Termini	End Termini	Total Est. Cost of Project	STIP Amend. No.
00		400019G	400019G06	06		CE	No	Various	Various	221,500	

SWR Regionwide Basic Safety-Guardrail 2019-2021

Address guardrail deficiencies within Region.

Funding

Phase	Start Date	Federal	Fund Code	Federal Funds		State Fund Code	State Funds	Local Funds	Total
PE	2019		HSIP	21,264			0	886	22,150
CN	2020		STP	195,363			0	3,987	199,350
Project Totals				216,627			0	4,873	221,500

Expenditure Schedule

Phase	1st	2nd	3rd	4th	5th & 6th
PE	0	0	22,150	0	0
CN	0	0	0	199,350	0
Totals	0	0	22,150	199,350	0

Washington State S. T. I. P.

2017 to 2020

(Project Funds to Nearest Dollar)

MPO/RTPO: RTC

Y Inside

N Outside

November 17, 2017

County:

Agency: WSDOT - SW

Func Cls	Project Number	PIN	STIP ID	Imp Type	Total Project Length	Environmental Type	RW Required	Begin Termini	End Termini	Total Est. Cost of Project	STIP Amend. No.
14	9999(739)	400016A	400016A06	28		CE	No	Various	Various	1,083,123	17-02

SWR Regionwide Curb Ramps - ADA Compliance

Install or upgrade ADA curb ramps throughout the Region.

Funding

Phase	Start Date	Federal Fund Code	Federal Funds		State Fund Code	State Funds	Local Funds	Total	
			Federal	Fund Code					
CN	2017			STP		693,350	0	14,150	707,500
Project Totals						693,350	0	14,150	707,500

Expenditure Schedule

Phase	1st	2nd	3rd	4th	5th & 6th
CN	707,500	0	0	0	0
Totals	707,500	0	0	0	0

Washington State S. T. I. P.

2017 to 2020

(Project Funds to Nearest Dollar)

MPO/RTPO: RTC

Y Inside

N Outside

November 17, 2017

County:

Agency: WSDOT - SW

Func Cls	Project Number	PIN	STIP ID	Imp Type	Total Project Length	Environmental Type	RW Required	Begin Termini	End Termini	Total Est. Cost of Project	STIP Amend. No.
00		400018A	400018A06	21		CE	No	Various	Various	512,500	

SWR Regionwide Curb Ramps - ADA Compliance 2017-2019

Address curb ramps to meet ADA compliance.

Funding

Phase	Start Date	Federal	Fund Code	Federal Funds		State Fund Code	State Funds	Local Funds	Total
PE	2017		STP	43,200			0	1,800	45,000
CN	2018		STP	237,521			0	4,847	242,368
CN	2019		STP	220,629			0	4,503	225,132
Project Totals				501,350			0	11,150	512,500

Expenditure Schedule

Phase	1st	2nd	3rd	4th	5th & 6th
PE	45,000	0	0	0	0
CN	0	242,369	225,132	0	0
Totals	45,000	242,369	225,132	0	0

Washington State S. T. I. P.

2017 to 2020

(Project Funds to Nearest Dollar)

MPO/RTPO: RTC

Y Inside

N Outside

November 17, 2017

County:

Agency: WSDOT - SW

Func Cls	Project Number	PIN	STIP ID	Imp Type	Total Project Length	Environmental Type	RW Required	Begin Termini	End Termini	Total Est. Cost of Project	STIP Amend. No.
00		400020A	400020A06	21		CE	No	Various	Various	225,000	

SWR Regionwide Curb Ramps - ADA Compliance 2019-2021

Address curb ramps to meet ADA compliance.

Funding

Phase	Start Date	Federal	Fund Code	Federal Funds		State Fund Code	State Funds	Local Funds	Total
PE	2019		STP	36,000			0	1,500	37,500
CN	2020		STP	183,750			0	3,750	187,500
Project Totals				219,750			0	5,250	225,000

Expenditure Schedule

Phase	1st	2nd	3rd	4th	5th & 6th
PE	0	0	37,500	0	0
CN	0	0	0	187,500	0
Totals	0	0	37,500	187,500	0

Washington State S. T. I. P.

2017 to 2020

(Project Funds to Nearest Dollar)

MPO/RTPO: RTC

Y Inside

N Outside

November 17, 2017

County:

Agency: WSDOT - SW

Func Cls	Project Number	PIN	STIP ID	Imp Type	Total Project Length	Environmental Type	RW Required	Begin Termini	End Termini	Total Est. Cost of Project	STIP Amend. No.
00		400018R	400018R06	21		CE	No	Various	Various	100,000	

SWR Regionwide Safety - Shoulder Rumble Strips Phase II

Install shoulder rumble strips throughout SW Region.

Funding

Phase	Start Date	Federal	Fund Code	Federal Funds		State Funds	Local Funds	Total
				Federal Funds	State Fund Code			
PE	2017		HSIP	9,600		0	400	10,000
CN	2018		HSIP	88,200		0	1,800	90,000
Project Totals				97,800		0	2,200	100,000

Expenditure Schedule

Phase	1st	2nd	3rd	4th	5th & 6th
PE	10,000	0	0	0	0
CN	0	90,000	0	0	0
Totals	10,000	90,000	0	0	0

Washington State S. T. I. P.

2017 to 2020

(Project Funds to Nearest Dollar)

MPO/RTPO: RTC

Y Inside

N Outside

November 17, 2017

County:

Agency: WSDOT - SW

Func Cls	Project Number	PIN	STIP ID	Imp Type	Total Project Length	Environmental Type	RW Required	Begin Termini	End Termini	Total Est. Cost of Project	STIP Amend. No.
00		400016E	400016E06	06		CE	No	Various	Various	30,208	

SWR Various Locations - Upgrade Electrical Services

Upgrade outdated and deficient electrical services to current standards.

Funding

Phase	Start Date	Federal Fund Code	Federal Funds	State Fund Code	State Funds	Local Funds	Total
PE	2017		0	CWA	12,255	0	12,255
CN	2018		0	CWA	17,953	0	17,953
Project Totals			0		30,208	0	30,208

Expenditure Schedule

Phase	1st	2nd	3rd	4th	5th & 6th
PE	12,255	0	0	0	0
CN	0	17,953	0	0	0
Totals	12,255	17,953	0	0	0

	Federal Funds	State Funds	Local Funds	Total
Agency Totals for WSDOT - SW	52,837,279	31,982,608	1,840,907	86,660,794

Washington State S. T. I. P.

2017 to 2020

(Project Funds to Nearest Dollar)

MPO/RTPO: RTC

N Inside

Y Outside

November 17, 2017

County: Klickitat

Agency: Klickitat Co.

Func Cls	Project Number	PIN	STIP ID	Imp Type	Total Project Length	Environmental Type	RW Required	Begin Termini	End Termini	Total Est. Cost of Project	STIP Amend. No.
07			WA-03370	04	6.500	CE	No	0.14	6.64	2,524,855	1701 AdMod

Bickleton Hwy Overlay

Pavement Repair, permanent signing, shoulder finishing and HMA Overlay.

Funding

Phase	Start Date	Federal Fund Code	Federal Funds	State Fund Code	State Funds	Local Funds	Total
PE	2017	STP(R)	199,296		0	31,104	230,400
CN	2017	STP(R)	628,704		0	98,121	726,825
CN	2018	STP(R)	678,000		0	105,815	783,815
CN	2019	STP(R)	627,350		0	97,910	725,260
CN	2020	STP(R)	50,650		0	7,905	58,555
Project Totals			2,184,000		0	340,855	2,524,855

Expenditure Schedule

Phase	1st	2nd	3rd	4th	5th & 6th
PE	230,400	0	0	0	0
CN	726,825	783,815	725,260	58,555	0
Totals	957,225	783,815	725,260	58,555	0

Washington State S. T. I. P.

2017 to 2020

(Project Funds to Nearest Dollar)

MPO/RTPO: RTC

N Inside

Y Outside

November 17, 2017

County: Klickitat

Agency: Klickitat Co.

Func Cls	Project Number	PIN	STIP ID	Imp Type	Total Project Length	Environmental Type	RW Required	Begin Termini	End Termini	Total Est. Cost of Project	STIP Amend. No.
07			WA-09789	21	0.390	CE	No	5.14	5.53	295,000	17-01

BZ Glenwood Highway High Friction Surface Treatment

Design for and apply high friction surface treatment at the following locations:

BZ-Glenwood Highway from MP 5.14-5.27

BZ-Glenwood Highway from MP 5.39-5.53.

Includes associated activities such as striping.

Funding

Phase	Start Date	Federal Fund Code	Federal Funds	State Fund Code	State Funds	Local Funds	Total
PE	2017		0		0	20,000	20,000
CN	2017	HSIP	275,000		0	0	275,000
Project Totals			275,000		0	20,000	295,000

Expenditure Schedule

Phase	1st	2nd	3rd	4th	5th & 6th
PE	20,000	0	0	0	0
CN	275,000	0	0	0	0
Totals	295,000	0	0	0	0

Washington State S. T. I. P.

2017 to 2020

(Project Funds to Nearest Dollar)

MPO/RTPO: RTC

N Inside

Y Outside

November 17, 2017

County: Klickitat

Agency: Klickitat Co.

Func Cls	Project Number	PIN	STIP ID	Imp Type	Total Project Length	Environmental Type	RW Required	Begin Termini	End Termini	Total Est. Cost of Project	STIP Amend. No.
09	2020(039)		WA-02637	14	0.060	DCE	Yes	SR-14	East End of Bridge	1,807,000	

Wahkiacus Bridge

Rehabilitation of the bridge deck and rails along with the installation of scour protections.

Funding

Phase	Start Date	Federal Fund Code	Federal Funds		State Fund Code	State Funds	Local Funds	Total
CN	2017	BR	1,507,000			0	0	1,507,000
Project Totals			1,507,000			0	0	1,507,000

Expenditure Schedule

Phase	1st	2nd	3rd	4th	5th & 6th
CN	1,507,000	0	0	0	0
Totals	1,507,000	0	0	0	0

Agency Totals for Klickitat Co.	Federal Funds		State Funds	Local Funds	Total
	3,966,000		0	360,855	4,326,855

Washington State S. T. I. P.

2017 to 2020

(Project Funds to Nearest Dollar)

MPO/RTPO: RTC

N Inside

Y Outside

November 17, 2017

County: Skamania

Agency: Skamania Co.

Func Cls	Project Number	PIN	STIP ID	Imp Type	Total Project Length	Environmental Type	RW Required	Begin Termini	End Termini	Total Est. Cost of Project	STIP Amend. No.
07			WA-09890	05	2.570	DCE	No	Various	Various	515,000	17-05

2017 Skamania County Overlay

Grinding and Asphalt Overlay on Washougal River Road from MP9.90 to MP11.63 and on Cook-Underwood Road from MP13.24 to MP14.08.

Funding

Phase	Start Date	Federal	Fund Code	Federal Funds		State Fund Code	State Funds	Local Funds	Total
PE	2017				0	CRAB	10,000	0	10,000
CN	2017		STP(R)		432,800	CRAB	72,200	0	505,000
Project Totals					432,800		82,200	0	515,000

Expenditure Schedule

Phase	1st	2nd	3rd	4th	5th & 6th
PE	10,000	0	0	0	0
CN	505,000	0	0	0	0
Totals	515,000	0	0	0	0

Washington State S. T. I. P.

2017 to 2020

(Project Funds to Nearest Dollar)

MPO/RTPO: RTC

N Inside

Y Outside

November 17, 2017

County: Skamania

Agency: Skamania Co.

Func Cls	Project Number	PIN	STIP ID	Imp Type	Total Project Length	Environmental Type	RW Required	Begin Termini	End Termini	Total Est. Cost of Project	STIP Amend. No.
07	30AC(001)		WA-07779	47	0.030	CE	No	MP 15.41	MP 15.44	1,145,234	

Hatchery Bridge

Bridge painting, pack rust removal, seismic analysis to include in depth inspection of pin and hangar system.

Funding

Phase	Start Date	Federal	Fund Code	Federal Funds		State Fund Code	State Funds	Local Funds	Total
CN	2017		STP(BR)	230,710			0	0	230,710
Project Totals				230,710			0	0	230,710

Expenditure Schedule

Phase	1st	2nd	3rd	4th	5th & 6th
CN	230,710	0	0	0	0
Totals	230,710	0	0	0	0

Agency Totals for Skamania Co.	Federal Funds		State Funds	Local Funds	Total
	663,510		82,200	0	745,710

Washington State S. T. I. P.

2017 to 2020

(Project Funds to Nearest Dollar)

MPO/RTPO: RTC

N Inside

Y Outside

November 17, 2017

County:

Agency: WSDOT - SW

Func Cls	Project Number	PIN	STIP ID	Imp Type	Total Project Length	Environmental Type	RW Required	Begin Termini	End Termini	Total Est. Cost of Project	STIP Amend. No.
00		BPSWRTC	BPSWRTC20	05		CE	No	Various	Various	10,750,661	1701 AdMod

Asphalt/Chip Seal Preservation Southwest Washington Regional Transportation Council-RTPO

Resurface the roadway with chip seal or hot mix asphalt to preserve the structural integrity of the roadway and extend the service life of the pavement. The individual projects may be found at <http://www.wsdot.wa.gov/projects/search/> under the "Programmatic Projects in STIP" tab.

Funding

Phase	Start Date	Federal Fund Code	Federal Funds		State Fund Code	State Funds	Local Funds	Total
			Federal	Fund Code				
PE	2017	NHPP		57,196		0	8,209	65,405
PE	2017	STP		148,042		0	0	148,042
PE	2018	NHPP		96,824		0	3,873	100,697
PE	2019	STP		63,832		0	2,554	66,386
PE	2020	NHPP		283,703		0	11,348	295,051
CN	2017	NHPP		1,959,121		0	59,372	2,018,493
CN	2017	STP		1,009,470		0	0	1,009,470
CN	2018	NHPP		335,307		0	36,830	372,137
CN	2018	STP		1,506,160		0	0	1,506,160
CN	2019	NHPP		2,807,507		0	56,150	2,863,657
CN	2020	STP		2,259,963		0	45,200	2,305,163
Project Totals				10,527,125		0	223,536	10,750,661

Washington State S. T. I. P.

2017 to 2020

(Project Funds to Nearest Dollar)

MPO/RTPO: RTC

N Inside

Y Outside

November 17, 2017

County:

Agency: WSDOT - SW

Expenditure Schedule

Phase	1st	2nd	3rd	4th	5th & 6th
PE	213,447	100,697	66,386	295,051	0
CN	3,027,963	1,878,297	2,863,657	2,305,163	0
Totals	3,241,410	1,978,994	2,930,043	2,600,214	0

Washington State S. T. I. P.

2017 to 2020

(Project Funds to Nearest Dollar)

MPO/RTPO: RTC

N Inside

Y Outside

November 17, 2017

County:

Agency: WSDOT - SW

Func Cls	Project Number	PIN	STIP ID	Imp Type	Total Project Length	Environmental Type	RW Required	Begin Termini	End Termini	Total Est. Cost of Project	STIP Amend. No.
02		401418X	401418X20	44	0.150	CE	No	73.74	73.89	262,700	1707 AdMod

SR 14/0.2 Miles West of Chamberlin Lake Rest Area - Slope Stabilization

Slope stabilization to reduce the risk of rockfall.

Funding

Phase	Start Date	Federal	Fund Code	Federal Funds		State Funds	Local Funds	Total
				Fund Code	Funds			
PE	2017		NHPP		98,592	0	4,108	102,700
CN	2019		NHPP		4,435	0	90	4,525
CN	2020		NHPP		152,366	0	3,109	155,475
Project Totals					255,393	0	7,307	262,700

Expenditure Schedule

Phase	1st	2nd	3rd	4th	5th & 6th
PE	18,794	68,893	15,013	0	0
CN	0	0	111,820	48,180	0
Totals	18,794	68,893	126,833	48,180	0

Washington State S. T. I. P.

2017 to 2020

(Project Funds to Nearest Dollar)

MPO/RTPO: RTC

N Inside

Y Outside

November 17, 2017

County:

Agency: WSDOT - SW

Func Cls	Project Number	PIN	STIP ID	Imp Type	Total Project Length	Environmental Type	RW Required	Begin Termini	End Termini	Total Est. Cost of Project	STIP Amend. No.
02		401418F	401418F30	44	0.020	CE	No	25.54	25.56	396,540	17-07

SR 14/0.5 Miles East of Cape Horn Slide Bridge - Debris Flow Fence

Repair slope and replace debris flow fence.

Funding

Phase	Start Date	Federal	Fund Code	Federal Funds		State Funds	Local Funds	Total
				Federal	State Fund Code			
PE	2017		NHPP	87,782		0	3,658	91,440
CN	2018		NHPP	298,998		0	6,102	305,100
Project Totals				386,780		0	9,760	396,540

Expenditure Schedule

Phase	1st	2nd	3rd	4th	5th & 6th
PE	52,936	38,504	0	0	0
CN	0	305,100	0	0	0
Totals	52,936	343,604	0	0	0

Washington State S. T. I. P.

2017 to 2020

(Project Funds to Nearest Dollar)

MPO/RTPO: RTC

N Inside

Y Outside

November 17, 2017

County:

Agency: WSDOT - SW

Func Cls	Project Number	PIN	STIP ID	Imp Type	Total Project Length	Environmental Type	RW Required	Begin Termini	End Termini	Total Est. Cost of Project	STIP Amend. No.
02		401418U	401418U20	44	0.270	CE	No	73.33	73.60	1,470,000	1707 AdMod

SR 14/0.6 Miles West of Chamberlin Lake Rest Area - Slope Stabilization

Stabilize slope to reduce risk of rockfall.

Funding

Phase	Start Date	Federal	Fund Code	Federal Funds	State Fund Code	State Funds	Local Funds	Total
PE	2017		NHPP	96,000		0	4,000	100,000
CN	2019		NHPP	37,971		0	775	38,746
CN	2020		NHPP	1,304,629		0	26,625	1,331,254
Project Totals				1,438,600		0	31,400	1,470,000

Expenditure Schedule

Phase	1st	2nd	3rd	4th	5th & 6th
PE	17,973	67,404	14,623	0	0
CN	0	0	957,481	412,519	0
Totals	17,973	67,404	972,104	412,519	0

Washington State S. T. I. P.

2017 to 2020

(Project Funds to Nearest Dollar)

MPO/RTPO: RTC

N Inside

Y Outside

November 17, 2017

County:

Agency: WSDOT - SW

Func Cls	Project Number	PIN	STIP ID	Imp Type	Total Project Length	Environmental Type	RW Required	Begin Termini	End Termini	Total Est. Cost of Project	STIP Amend. No.
02		401418S	401418S20	44	0.150	CE	No	73.18	73.33	998,820	1707 AdMod

SR 14/0.7 Miles West of Chamberlin Lake Rest Area - Slope Stabilization
 Stabilize slope to reduce risk of rockfall.

Funding

Phase	Start Date	Federal	Fund Code	Federal Funds		State Funds	Local Funds	Total
				Fund Code	Funds			
PE	2017		NHPP		98,592	0	4,108	102,700
CN	2019		NHPP		33,430	0	682	34,112
CN	2020		NHPP		844,768	0	17,240	862,008
Project Totals					976,790	0	22,030	998,820

Expenditure Schedule

Phase	1st	2nd	3rd	4th	5th & 6th
PE	18,459	69,228	15,013	0	0
CN	0	0	690,849	205,271	0
Totals	18,459	69,228	705,862	205,271	0

Washington State S. T. I. P.

2017 to 2020

(Project Funds to Nearest Dollar)

MPO/RTPO: RTC

N Inside

Y Outside

November 17, 2017

County:

Agency: WSDOT - SW

Func Cls	Project Number	PIN	STIP ID	Imp Type	Total Project Length	Environmental Type	RW Required	Begin Termini	End Termini	Total Est. Cost of Project	STIP Amend. No.
02		401418V	401418V30	44	0.070	CE	Yes	46.63	46.70	1,100,000	1707 AdMod

SR 14/0.8 Miles West of Wind River Rd - Slope Stabilization

Stabilize slope to reduce risk of rockfall.

Funding

Phase	Start Date	Federal	Fund Code	Federal Funds		State Fund Code	State Funds	Local Funds	Total
PE	2017		NHPP	134,400			0	5,600	140,000
RW	2018		NHPP	38,454			0	785	39,239
RW	2020		NHPP	746			0	15	761
CN	2019		NHPP	23,237			0	474	23,711
CN	2020		NHPP	878,363			0	17,926	896,289
Project Totals				1,075,200			0	24,800	1,100,000

Expenditure Schedule

Phase	1st	2nd	3rd	4th	5th & 6th
PE	17,303	94,380	28,317	0	0
RW	0	18,865	21,135	0	0
CN	0	0	641,855	278,145	0
Totals	17,303	113,245	691,307	278,145	0

Washington State S. T. I. P.

2017 to 2020

(Project Funds to Nearest Dollar)

MPO/RTPO: RTC

N Inside

Y Outside

November 17, 2017

County:

Agency: WSDOT - SW

Func Cls	Project Number	PIN	STIP ID	Imp Type	Total Project Length	Environmental Type	RW Required	Begin Termini	End Termini	Total Est. Cost of Project	STIP Amend. No.
02		401418W	401418W30	44	0.240	CE	Yes	46.34	46.58	664,619	1707 AdMod

SR 14/1.1 Miles West of Wind River Rd - Slope Stabilization

Stabilize slope to reduce the risk of rockfall.

Funding

Phase	Start Date	Federal	Fund Code	Federal Funds		State Fund Code	State Funds	Local Funds	Total
PE	2017		NHPP	138,835			0	5,784	144,619
RW	2018		NHPP	28,843			0	589	29,432
RW	2020		NHPP	557			0	11	568
CN	2019		NHPP	8,214			0	168	8,382
CN	2020		NHPP	471,986			0	9,632	481,618
Project Totals				648,435			0	16,184	664,619

Expenditure Schedule

Phase	1st	2nd	3rd	4th	5th & 6th
PE	17,871	97,489	29,259	0	0
RW	0	16,980	13,020	0	0
CN	0	0	260,649	229,351	0
Totals	17,871	114,469	302,928	229,351	0

Washington State S. T. I. P.

2017 to 2020

(Project Funds to Nearest Dollar)

MPO/RTPO: RTC

N Inside

Y Outside

November 17, 2017

County:

Agency: WSDOT - SW

Func Cls	Project Number	PIN	STIP ID	Imp Type	Total Project Length	Environmental Type	RW Required	Begin Termini	End Termini	Total Est. Cost of Project	STIP Amend. No.
02		401414V	401414V20	44	0.080	DCE	No	68.75	68.83	1,278,750	

SR 14/1.7 Miles East of Bingen - Slope Stabilization

Reduce risk of rockfall with strategic slope stabilization.

Funding

Phase	Start Date	Federal	Fund Code	Federal Funds		State Funds	Local Funds	Total
				Federal Funds	State Fund Code			
PE	2018		NHPP	74,903		0	3,121	78,024
PE	2019		NHPP	78,169		0	3,257	81,426
CN	2020		NHPP	1,096,914		0	22,386	1,119,300
Project Totals				1,249,986		0	28,764	1,278,750

Expenditure Schedule

Phase	1st	2nd	3rd	4th	5th & 6th
PE	0	78,024	81,426	0	0
CN	0	0	0	1,119,300	0
Totals	0	78,024	81,426	1,119,300	0

Washington State S. T. I. P.

2017 to 2020

(Project Funds to Nearest Dollar)

MPO/RTPO: RTC

N Inside

Y Outside

November 17, 2017

County:

Agency: WSDOT - SW

Func Cls	Project Number	PIN	STIP ID	Imp Type	Total Project Length	Environmental Type	RW Required	Begin Termini	End Termini	Total Est. Cost of Project	STIP Amend. No.
02		401419B	401419B20	22	1.000	CE	Yes	67	68	22,900,000	

SR 14/E of Bingen - Port of Klickitat Access Improvements

Improve access to the Port of Klickitat.

Funding

Phase	Start Date	Federal Funds		State Fund Code	State Funds	Local Funds	Total
		Federal	Fund Code				
RW	2017	0	CWA	100,000	0	100,000	
RW	2018	0	CWA	1,100,000	0	1,100,000	
RW	2019	0	CWA	800,000	0	800,000	
CN	2019	0	CWA	100,000	0	100,000	
CN	2020	0	CWA	18,700,000	0	18,700,000	
Project Totals		0		20,800,000	0	20,800,000	

Expenditure Schedule

Phase	1st	2nd	3rd	4th	5th & 6th
RW	100,000	1,100,000	800,000	0	0
CN	0	0	100,000	18,700,000	0
Totals	100,000	1,100,000	900,000	18,700,000	0

Washington State S. T. I. P.

2017 to 2020

(Project Funds to Nearest Dollar)

MPO/RTPO: RTC

N Inside

Y Outside

November 17, 2017

County:

Agency: WSDOT - SW

Func Cls	Project Number	PIN	STIP ID	Imp Type	Total Project Length	Environmental Type	RW Required	Begin Termini	End Termini	Total Est. Cost of Project	STIP Amend. No.
02		401418A	401418A30	21	0.290	DCE	Yes	47.30	47.59	6,306,667	

SR 14/Wind River Rd - Intersection Improvements

Reconstruct the intersection.

Funding

Phase	Start Date	Federal	Fund Code	Federal Funds		State Funds	Local Funds	Total
				State Fund Code				
RW	2017			0	CWA	1,000,000	0	1,000,000
CN	2019			0	CWA	466,903	58,097	525,000
CN	2020			0	CWA	3,579,592	445,408	4,025,000
Project Totals				0		5,046,495	503,505	5,550,000

Expenditure Schedule

Phase	1st	2nd	3rd	4th	5th & 6th
RW	1,000,000	0	0	0	0
CN	0	0	525,000	4,025,000	0
Totals	1,000,000	0	525,000	4,025,000	0

Washington State S. T. I. P.

2017 to 2020

(Project Funds to Nearest Dollar)

MPO/RTPO: RTC

N Inside

Y Outside

November 17, 2017

County:

Agency: WSDOT - SW

Func Cls	Project Number	PIN	STIP ID	Imp Type	Total Project Length	Environmental Type	RW Required	Begin Termini	End Termini	Total Est. Cost of Project	STIP Amend. No.
07		414118A	414118A20	28	1.770	CE	Yes	0.00	1.77	1,304,540	17-06

SR 141/Bingen to White Salmon - ADA

Upgrade ADA within project limits

Funding

Phase	Start Date	Federal	Fund Code	Federal Funds		State Funds	Local Funds	Total
				Federal	State Fund Code			
PE	2017		STP	276,058		0	11,502	287,560
RW	2018		STP	267,050		0	5,450	272,500
CN	2019		STP	729,590		0	14,890	744,480
Project Totals				1,272,698		0	31,842	1,304,540

Expenditure Schedule

Phase	1st	2nd	3rd	4th	5th & 6th
PE	145,260	142,300	0	0	0
RW	0	246,156	26,344	0	0
CN	0	182,057	562,423	0	0
Totals	145,260	570,513	588,767	0	0

Washington State S. T. I. P.

2017 to 2020

(Project Funds to Nearest Dollar)

MPO/RTPO: RTC

N Inside

Y Outside

November 17, 2017

County:

Agency: WSDOT - SW

Func Cls	Project Number	PIN	STIP ID	Imp Type	Total Project Length	Environmental Type	RW Required	Begin Termini	End Termini	Total Est. Cost of Project	STIP Amend. No.
00		400018S	400018S20	21		CE	No	Various	Various	88,930	

SW Region/Regionwide Curve Warning Sign Update 2017-2019

Update curve signing.

Funding

Phase	Start Date	Federal	Fund Code	Federal Funds		State Funds	Local Funds	Total
				Federal	State Fund Code			
PE	2017		HSIP	8,537		0	356	8,893
CN	2018		HSIP	78,436		0	1,601	80,037
Project Totals				86,973		0	1,957	88,930

Expenditure Schedule

Phase	1st	2nd	3rd	4th	5th & 6th
PE	8,893	0	0	0	0
CN	0	80,037	0	0	0
Totals	8,893	80,037	0	0	0

Washington State S. T. I. P.

2017 to 2020

(Project Funds to Nearest Dollar)

MPO/RTPO: RTC

N Inside

Y Outside

November 17, 2017

County:

Agency: WSDOT - SW

Func Cls	Project Number	PIN	STIP ID	Imp Type	Total Project Length	Environmental Type	RW Required	Begin Termini	End Termini	Total Est. Cost of Project	STIP Amend. No.
00		400018F	400018F20	21		CE	No	Various	Various	125,000	

SW Region/Regionwide High Friction Surface Installation 2019-2021

Install high-friction surface treatment on roadways throughout the Region.

Funding

Phase	Start Date	Federal	Fund Code	Federal Funds		State Fund Code	State Funds	Local Funds	Total
PE	2019		HSIP	12,250			0	250	12,500
CN	2020		HSIP	110,250			0	2,250	112,500
Project Totals				122,500			0	2,500	125,000

Expenditure Schedule

Phase	1st	2nd	3rd	4th	5th & 6th
PE	0	0	12,500	0	0
CN	0	0	0	112,500	0
Totals	0	0	12,500	112,500	0

Washington State S. T. I. P.

2017 to 2020

(Project Funds to Nearest Dollar)

MPO/RTPO: RTC

N Inside

Y Outside

November 17, 2017

County:

Agency: WSDOT - SW

Func Cls	Project Number	PIN	STIP ID	Imp Type	Total Project Length	Environmental Type	RW Required	Begin Termini	End Termini	Total Est. Cost of Project	STIP Amend. No.
00		400020R	400020R20	06		CE	No	Various	Various	100,000	

SW Region/Regionwide Shoulder Rumble Strip Installation 2019-2021

Install shoulder rumble strips on various routes within the Region.

Funding

Phase	Start Date	Federal	Fund Code	Federal Funds		State Fund Code	State Funds	Local Funds	Total
PE	2019		HSIP	9,600			0	400	10,000
CN	2020		HSIP	88,200			0	1,800	90,000
Project Totals				97,800			0	2,200	100,000

Expenditure Schedule

Phase	1st	2nd	3rd	4th	5th & 6th
PE	0	0	10,000	0	0
CN	0	0	0	90,000	0
Totals	0	0	10,000	90,000	0

Washington State S. T. I. P.

2017 to 2020

(Project Funds to Nearest Dollar)

MPO/RTPO: RTC

N Inside

Y Outside

November 17, 2017

County:

Agency: WSDOT - SW

Func Cls	Project Number	PIN	STIP ID	Imp Type	Total Project Length	Environmental Type	RW Required	Begin Termini	End Termini	Total Est. Cost of Project	STIP Amend. No.
00		400019S	400019S20	06		CE	No	Various	Various	53,238	

SWR Region Basic Safety - Signing 2019-2021

Replace existing deteriorating signs Region-wide.

Funding

Phase	Start Date	Federal	Fund Code	Federal Funds		State Fund Code	State Funds	Local Funds	Total
PE	2019		HSIP	5,111			0	213	5,324
CN	2020		HSIP	46,956			0	958	47,914
Project Totals				52,067			0	1,171	53,238

Expenditure Schedule

Phase	1st	2nd	3rd	4th	5th & 6th
PE	0	0	5,324	0	0
CN	0	0	0	47,914	0
Totals	0	0	5,324	47,914	0

Washington State S. T. I. P.

2017 to 2020

(Project Funds to Nearest Dollar)

MPO/RTPO: RTC

N Inside

Y Outside

November 17, 2017

County:

Agency: WSDOT - SW

Func Cls	Project Number	PIN	STIP ID	Imp Type	Total Project Length	Environmental Type	RW Required	Begin Termini	End Termini	Total Est. Cost of Project	STIP Amend. No.
00		400017G	400017G20	21		CE	No	Various	Various	92,000	

SWR Regionwide Basic Safety - Guardrail 2017-2019

Address structurally deficient safety features.

Funding

Phase	Start Date	Federal	Fund Code	Federal Funds		State Fund Code	State Funds	Local Funds	Total
PE	2017		HSIP	8,832			0	368	9,200
CN	2018		HSIP	81,144			0	1,656	82,800
Project Totals				89,976			0	2,024	92,000

Expenditure Schedule

Phase	1st	2nd	3rd	4th	5th & 6th
PE	9,200	0	0	0	0
CN	0	82,800	0	0	0
Totals	9,200	82,800	0	0	0

Washington State S. T. I. P.

2017 to 2020

(Project Funds to Nearest Dollar)

MPO/RTPO: RTC

N Inside

Y Outside

November 17, 2017

County:

Agency: WSDOT - SW

Func Cls	Project Number	PIN	STIP ID	Imp Type	Total Project Length	Environmental Type	RW Required	Begin Termini	End Termini	Total Est. Cost of Project	STIP Amend. No.
00		400019G	400019G20	06		CE	No	Various	Various	221,500	

SWR Regionwide Basic Safety - Guardrail 2019-2021

Address guardrail deficiencies within Region.

Funding

Phase	Start Date	Federal	Fund Code	Federal Funds		State Fund Code	State Funds	Local Funds	Total
PE	2019		HSIP	21,264			0	886	22,150
CN	2020		STP	195,363			0	3,987	199,350
Project Totals				216,627			0	4,873	221,500

Expenditure Schedule

Phase	1st	2nd	3rd	4th	5th & 6th
PE	0	0	22,150	0	0
CN	0	0	0	199,350	0
Totals	0	0	22,150	199,350	0

Washington State S. T. I. P.

2017 to 2020

(Project Funds to Nearest Dollar)

MPO/RTPO: RTC

N Inside

Y Outside

November 17, 2017

County:

Agency: WSDOT - SW

Func Cls	Project Number	PIN	STIP ID	Imp Type	Total Project Length	Environmental Type	RW Required	Begin Termini	End Termini	Total Est. Cost of Project	STIP Amend. No.
00		400017T	400017T20	06		CE	No	Varies	Varies	22,094	

SWR Regionwide Basic Safety - Signing 2017-2019

Update signing at various locations throughout the Region.

Funding

Phase	Start Date	Federal	Fund Code	Federal Funds		State Fund Code	State Funds	Local Funds	Total
PE	2017		HSIP	2,010			0	84	2,094
CN	2018		HSIP	19,600			0	400	20,000
Project Totals				21,610			0	484	22,094

Expenditure Schedule

Phase	1st	2nd	3rd	4th	5th & 6th
PE	2,094	0	0	0	0
CN	0	20,000	0	0	0
Totals	2,094	20,000	0	0	0

Washington State S. T. I. P.

2017 to 2020

(Project Funds to Nearest Dollar)

MPO/RTPO: RTC

N Inside

Y Outside

November 17, 2017

County:

Agency: WSDOT - SW

Func Cls	Project Number	PIN	STIP ID	Imp Type	Total Project Length	Environmental Type	RW Required	Begin Termini	End Termini	Total Est. Cost of Project	STIP Amend. No.
00		400018A	400018A20	21		CE	No	Various	Various	512,500	

SWR Regionwide Curb Ramps - ADA Compliance 2017-2019

Address curb ramps to meet ADA compliance.

Funding

Phase	Start Date	Federal	Fund Code	Federal Funds		State Fund Code	State Funds	Local Funds	Total
PE	2017		STP	43,200			0	1,800	45,000
CN	2018		STP	237,521			0	4,847	242,368
CN	2019		STP	220,629			0	4,503	225,132
Project Totals				501,350			0	11,150	512,500

Expenditure Schedule

Phase	1st	2nd	3rd	4th	5th & 6th
PE	45,000	0	0	0	0
CN	0	242,369	225,132	0	0
Totals	45,000	242,369	225,132	0	0

Washington State S. T. I. P.

2017 to 2020

(Project Funds to Nearest Dollar)

MPO/RTPO: RTC

N Inside

Y Outside

November 17, 2017

County:

Agency: WSDOT - SW

Func Cls	Project Number	PIN	STIP ID	Imp Type	Total Project Length	Environmental Type	RW Required	Begin Termini	End Termini	Total Est. Cost of Project	STIP Amend. No.
00		400020A	400020A20	21		CE	No	Various	Various	225,000	

SWR Regionwide Curb Ramps - ADA Compliance 2019-2021

Address curb ramps to meet ADA compliance.

Funding

Phase	Start Date	Federal	Fund Code	Federal Funds		State Fund Code	State Funds	Local Funds	Total
PE	2019		STP	36,000			0	1,500	37,500
CN	2020		STP	183,750			0	3,750	187,500
Project Totals				219,750			0	5,250	225,000

Expenditure Schedule

Phase	1st	2nd	3rd	4th	5th & 6th
PE	0	0	37,500	0	0
CN	0	0	0	187,500	0
Totals	0	0	37,500	187,500	0

Washington State S. T. I. P.

2017 to 2020

(Project Funds to Nearest Dollar)

MPO/RTPO: RTC

N Inside

Y Outside

November 17, 2017

County:

Agency: WSDOT - SW

Func Cls	Project Number	PIN	STIP ID	Imp Type	Total Project Length	Environmental Type	RW Required	Begin Termini	End Termini	Total Est. Cost of Project	STIP Amend. No.
00		400018R	400018R20	21		CE	No	Various	Various	100,000	

SWR Regionwide Safety - Shoulder Rumble Strips Phase II

Install shoulder rumble strips on various routes throughout SW Region.

Funding

Phase	Start Date	Federal	Fund Code	Federal Funds		State Funds	Local Funds	Total
				Federal Funds	State Fund Code			
PE	2017		HSIP	9,600		0	400	10,000
CN	2018		HSIP	88,200		0	1,800	90,000
Project Totals				97,800		0	2,200	100,000

Expenditure Schedule

Phase	1st	2nd	3rd	4th	5th & 6th
PE	10,000	0	0	0	0
CN	0	90,000	0	0	0
Totals	10,000	90,000	0	0	0

Washington State S. T. I. P.

2017 to 2020

(Project Funds to Nearest Dollar)

MPO/RTPO: RTC

N Inside

Y Outside

November 17, 2017

County:

Agency: WSDOT - SW

Func Cls	Project Number	PIN	STIP ID	Imp Type	Total Project Length	Environmental Type	RW Required	Begin Termini	End Termini	Total Est. Cost of Project	STIP Amend. No.
00		400016E	400016E20	06		CE	No	Various	Various	30,208	

SWR Various Locations - Upgrade Electrical Services

Upgrade outdated and deficient electrical services to current standards.

Funding

Phase	Start Date	Federal	Fund Code	Federal Funds		State Funds	Local Funds	Total
				State Fund Code				
PE	2017			0	CWA	12,255	0	12,255
CN	2018			0	CWA	17,953	0	17,953
Project Totals				0		30,208	0	30,208

Expenditure Schedule

Phase	1st	2nd	3rd	4th	5th & 6th
PE	12,255	0	0	0	0
CN	0	17,953	0	0	0
Totals	12,255	17,953	0	0	0

Washington State S. T. I. P.

2017 to 2020

(Project Funds to Nearest Dollar)

MPO/RTPO: RTC

N Inside

Y Outside

November 17, 2017

County:

Agency: WSDOT - SW

Func Cls	Project Number	PIN	STIP ID	Imp Type	Total Project Length	Environmental Type	RW Required	Begin Termini	End Termini	Total Est. Cost of Project	STIP Amend. No.
06		419710A	419710A20	47	0.210	CE	No	0.42	0.63	6,000,000	

US 197/The Dalles Bridge Deck Replacement

Repair deteriorating bridge deck.

Funding

Phase	Start Date	Federal	Fund Code	Federal Funds		State Fund Code	State Funds	Local Funds	Total
PE	2018		STP	576,000			0	24,000	600,000
CN	2019		STP	447,864			0	9,140	457,004
CN	2020		STP	3,649,103			0	74,471	3,723,574
Project Totals				4,672,967			0	107,611	4,780,578

Expenditure Schedule

Phase	1st	2nd	3rd	4th	5th & 6th
PE	0	600,000	0	0	0
CN	0	0	457,004	3,723,574	1,219,422
Totals	0	600,000	457,004	3,723,574	1,219,422

Washington State S. T. I. P.

2017 to 2020

(Project Funds to Nearest Dollar)

MPO/RTPO: RTC

N Inside

Y Outside

November 17, 2017

County:

Agency: WSDOT - SW

Func Cls	Project Number	PIN	STIP ID	Imp Type	Total Project Length	Environmental Type	RW Required	Begin Termini	End Termini	Total Est. Cost of Project	STIP Amend. No.
02		409705R	409705R20	06	0.100	DCE	No	32.73	32.83	450,605	

US 97/Kusshi Creek Bridge - Scour Repair

Place riprap around the north abutment and footing (pier 3) to repair and protect against future erosion. The project will also direct river current away from the pier by installing riprap, plantings, and/or large woody debris upstream from the bridge.

Funding

Phase	Start Date	Federal	Fund Code	Federal Funds	State Fund Code	State Funds	Local Funds	Total
PE	2019		NHPP	61,923		0	2,580	64,503
Project Totals				61,923		0	2,580	64,503

Expenditure Schedule

Phase	1st	2nd	3rd	4th	5th & 6th
PE	0	0	64,503	0	0
CN	0	0	0	0	386,103
Totals	0	0	64,503	0	386,103

Washington State S. T. I. P.

2017 to 2020

(Project Funds to Nearest Dollar)

MPO/RTPO: RTC

N Inside

Y Outside

November 17, 2017

County:

Agency: WSDOT - SW

Func Cls	Project Number	PIN	STIP ID	Imp Type	Total Project Length	Environmental Type	RW Required	Begin Termini	End Termini	Total Est. Cost of Project	STIP Amend. No.
02	0097(176)	409714B	409714B20	11	0.020	DCE	Yes	30.80	30.82	5,422,800	

US 97/Satus Creek Bridge - Bridge Replacement

Replace deteriorating bridge.

Funding

Phase	Start Date	Federal	Fund Code	Federal Funds		State Funds	Local Funds	Total
				Federal	State Fund Code			
RW	2017		NHPP	50,202		0	1,025	51,227
RW	2018		NHPP	145,798		0	2,975	148,773
CN	2018		NHPP	2,614,032		0	53,348	2,667,380
CN	2019		NHPP	1,943,752		0	39,668	1,983,420
Project Totals				4,753,784		0	97,016	4,850,800

Expenditure Schedule

Phase	1st	2nd	3rd	4th	5th & 6th
RW	51,227	148,773	0	0	0
CN	0	2,667,380	1,983,420	0	0
Totals	51,227	2,816,153	1,983,420	0	0

Washington State S. T. I. P.

2017 to 2020

(Project Funds to Nearest Dollar)

MPO/RTPO: RTC

N Inside

Y Outside

November 17, 2017

County:

Agency: WSDOT - SW

Func Cls	Project Number	PIN	STIP ID	Imp Type	Total Project Length	Environmental Type	RW Required	Begin Termini	End Termini	Total Est. Cost of Project	STIP Amend. No.
01		409725B	409725B20	47	0.020	CE	No	8.08	8.10	342,246	

US 97/Swale Creek Bridge - Deck Repair and Overlay

This project will repair and overlay the deck of the bridge in the eastbound direction only.

Funding

Phase	Start Date	Federal	Fund Code	Federal Funds		State Fund Code	State Funds	Local Funds	Total
PE	2019		NHPP	60,428			0	2,518	62,946
CN	2020		NHPP	273,714			0	5,586	279,300
Project Totals				334,142			0	8,104	342,246

Expenditure Schedule

Phase	1st	2nd	3rd	4th	5th & 6th
PE	0	0	62,946	0	0
CN	0	0	0	279,300	0
Totals	0	0	62,946	279,300	0

	Federal Funds	State Funds	Local Funds	Total
Agency Totals for WSDOT - SW	29,160,276	25,876,703	1,148,248	56,185,227

Washington State S. T. I. P.

2017 to 2020

(Project Funds to Nearest Dollar)

MPO/RTPO: San Juan

N Inside

Y Outside

November 17, 2017

County: San Juan

Agency: Friday Harbor

Func Cls	Project Number	PIN	STIP ID	Imp Type	Total Project Length	Environmental Type	RW Required	Begin Termini	End Termini	Total Est. Cost of Project	STIP Amend. No.
06			WA-07433	04	0.100	CE	No	Second Street	Marguerite Place	243,100	

PARK/REED STREET SIDEWALK IMPROVEMENTS

Install storm drainage, curb, gutter and sidewalk on one side. Pave with A/C overlay.

Funding

Phase	Start Date	Federal	Fund Code	Federal Funds		State Funds	Local Funds	Total
				Federal Funds	State Fund Code			
CN	2017			0	TIB	190,000	20,000	210,000
Project Totals				0		190,000	20,000	210,000

Expenditure Schedule

Phase	1st	2nd	3rd	4th	5th & 6th
CN	210,000	0	0	0	0
Totals	210,000	0	0	0	0

Washington State S. T. I. P.

2017 to 2020

(Project Funds to Nearest Dollar)

MPO/RTPO: San Juan

N Inside

Y Outside

November 17, 2017

County: San Juan

Agency: Friday Harbor

Func Cls	Project Number	PIN	STIP ID	Imp Type	Total Project Length	Environmental Type	RW Required	Begin Termini	End Termini	Total Est. Cost of Project	STIP Amend. No.
06	T281(001)		WA-04739	03	0.300	CE	Yes	Harbor Street	University Way	2,812,199	17-05

TUCKER AVENUE RECONSTRUCTION (NORTH)

Reconstruct roadway, pave with A/C. Install curbs, gutters, bike lanes, sidewalk, stormdrains & street lights.

Funding

Phase	Start Date	Federal Fund Code	Federal Funds		State Fund Code	State Funds	Local Funds	Total
CN	2017	STP(R)		1,640,952	TIB	221,528	692,848	2,555,328
Project Totals				1,640,952		221,528	692,848	2,555,328

Expenditure Schedule

Phase	1st	2nd	3rd	4th	5th & 6th
CN	20,000	2,535,328	0	0	0
Totals	20,000	2,535,328	0	0	0

Federal Funds			State Funds	Local Funds	Total
Agency Totals for Friday Harbor			411,528	712,848	2,765,328

Washington State S. T. I. P.

2017 to 2020

(Project Funds to Nearest Dollar)

MPO/RTPO: SCOG

Y Inside

N Outside

November 17, 2017

County: Skagit

Agency: Anacortes

Func Cls	Project Number	PIN	STIP ID	Imp Type	Total Project Length	Environmental Type	RW Required	Begin Termini	End Termini	Total Est. Cost of Project	STIP Amend. No.
16	9929(002)		ANAC T-708	03	0.000	CE	No	32nd Street	D Avenue	625,000	17-09

32nd Street and D Avenue Intersection Improvements

Construct a roundabout.

Funding

Phase	Start Date	Federal Fund Code	Federal Funds		State Fund Code	State Funds	Local Funds	Total
CN	2018			0		0	550,000	550,000
Project Totals				0		0	550,000	550,000

Expenditure Schedule

Phase	1st	2nd	3rd	4th	5th & 6th
CN	0	550,000	0	0	0
Totals	0	550,000	0	0	0

Washington State S. T. I. P.

2017 to 2020

(Project Funds to Nearest Dollar)

MPO/RTPO: SCOG

Y Inside

N Outside

November 17, 2017

County: Skagit

Agency: Anacortes

Func Cls	Project Number	PIN	STIP ID	Imp Type	Total Project Length	Environmental Type	RW Required	Begin Termini	End Termini	Total Est. Cost of Project	STIP Amend. No.
14	0020(190)		ANAC T-140	03	0.380	CE	No	Vic.Allen Court	Channel View Lane	1,078,000	

Ship Harbor Blvd and SR 20 Spur Intersection

Build a single lane roundabout.

Funding

Phase	Start Date	Federal	Fund Code	Federal Funds		State Funds	Local Funds	Total
				Federal Funds	State Fund Code			
CN	2019		STP(US)	821,750		0	128,250	950,000
Project Totals				821,750		0	128,250	950,000

Expenditure Schedule

Phase	1st	2nd	3rd	4th	5th & 6th
CN	0	0	950,000	0	0
Totals	0	0	950,000	0	0

Agency Totals for Anacortes	Federal Funds		State Funds	Local Funds	Total
	Federal Funds	State Fund Code			
Agency Totals for Anacortes	821,750		0	678,250	1,500,000

Washington State S. T. I. P.

2017 to 2020

(Project Funds to Nearest Dollar)

MPO/RTPO: SCOG

Y Inside

N Outside

November 17, 2017

County: Skagit

Agency: Burlington

Func Cls	Project Number	PIN	STIP ID	Imp Type	Total Project Length	Environmental Type	RW Required	Begin Termini	End Termini	Total Est. Cost of Project	STIP Amend. No.
16			WA-10470	03	0.200	CE	No	I-5 NB Off Ramp	Burlington Blvd	1,300,000	17-08

George Hopper Interchange Improvements, Phase 2

Lane addition on East side of freeway

Funding

Phase	Start Date	Federal	Fund Code	Federal Funds		State Fund Code	State Funds	Local Funds	Total
PE	2017		STP(US)	86,500			0	13,500	100,000
Project Totals				86,500			0	13,500	100,000

Expenditure Schedule

Phase	1st	2nd	3rd	4th	5th & 6th
PE	100,000	0	0	0	0
Totals	100,000	0	0	0	0

Washington State S. T. I. P.

2017 to 2020

(Project Funds to Nearest Dollar)

MPO/RTPO: SCOG

Y Inside

N Outside

November 17, 2017

County: Skagit

Agency: Burlington

Func Cls	Project Number	PIN	STIP ID	Imp Type	Total Project Length	Environmental Type	RW Required	Begin Termini	End Termini	Total Est. Cost of Project	STIP Amend. No.
11			WA-02438	04	0.500	CE	Yes	0	.5	2,000,000	1706 AdMod

George Hopper Interchange Improvements, Phase I ROW Purchase

Advanced purchase ROW for construction of partial cloverleaf SB onramp in NW quadrant of interchange

Funding

Phase	Start Date	Federal	Fund Code	Federal Funds	State Fund Code	State Funds	Local Funds	Total
RW	2017		STP(US)	1,730,000		0	270,000	2,000,000
Project Totals				1,730,000		0	270,000	2,000,000

Expenditure Schedule

Phase	1st	2nd	3rd	4th	5th & 6th
RW	2,000,000	0	0	0	0
Totals	2,000,000	0	0	0	0

Washington State S. T. I. P.

2017 to 2020

(Project Funds to Nearest Dollar)

MPO/RTPO: SCOG

Y Inside

N Outside

November 17, 2017

County: Skagit

Agency: Burlington

Func Cls	Project Number	PIN	STIP ID	Imp Type	Total Project Length	Environmental Type	RW Required	Begin Termini	End Termini	Total Est. Cost of Project	STIP Amend. No.
16			WA-09298	04	0.250	CE	No	Burlington Blvd	Costco Dr	753,822	17-03

George Hopper Road Signal Enhancements

The project will improve traffic signal phasing, coordination and operations, improve signal visibility, and ADA accessibility.

Funding

Phase	Start Date	Federal	Fund Code	Federal Funds		State Funds	Local Funds	Total
				Federal	State Fund Code			
PE	2017		HSIP	85,249		0	0	85,249
CN	2017		HSIP	668,573		0	0	668,573
Project Totals				753,822		0	0	753,822

Expenditure Schedule

Phase	1st	2nd	3rd	4th	5th & 6th
ALL	753,822	0	0	0	0
Totals	753,822	0	0	0	0

Washington State S. T. I. P.

2017 to 2020

(Project Funds to Nearest Dollar)

MPO/RTPO: SCOG

Y Inside

N Outside

November 17, 2017

County: Skagit

Agency: Burlington

Func Cls	Project Number	PIN	STIP ID	Imp Type	Total Project Length	Environmental Type	RW Required	Begin Termini	End Termini	Total Est. Cost of Project	STIP Amend. No.
17	7308(002)		WA-02441	04	0.200	CE	No	Fairhaven	Cherry	900,500	17-08

Intersection Modification at Cherry St and Fairhaven Ave

Modification and realignment of Fairhaven Avenue and Cherry St Intersection

Funding

Phase	Start Date	Federal	Fund Code	Federal Funds		State Funds	Local Funds	Total
				Federal Funds	State Fund Code			
CN	2017			0	Ped/Bike Program	800,000	0	800,000
Project Totals				0		800,000	0	800,000

Expenditure Schedule

Phase	1st	2nd	3rd	4th	5th & 6th
CN	800,000	0	0	0	0
Totals	800,000	0	0	0	0

Agency Totals for Burlington	Federal Funds		State Funds	Local Funds	Total
	Federal Funds	State Funds			
	2,570,322	800,000	800,000	283,500	3,653,822

Washington State S. T. I. P.

2017 to 2020

(Project Funds to Nearest Dollar)

MPO/RTPO: SCOG

Y Inside

N Outside

November 17, 2017

County: Skagit

Agency: Concrete

Func Cls	Project Number	PIN	STIP ID	Imp Type	Total Project Length	Environmental Type	RW Required	Begin Termini	End Termini	Total Est. Cost of Project	STIP Amend. No.
09			WA-02458	28	0.320	CE	No	Concrete Sauk Valley Road	South Superior Ave	458,960	

Cedar Street Pedestrian Improvements

Add paved bicycle lane and add a sidewalk with ADA facilities.

Funding

Phase	Start Date	Federal	Fund Code	Federal Funds		State Funds	Local Funds	Total
				Federal	State Fund Code			
PE	2018		STP(R)	85,200		0	13,300	98,500
CN	2020		STP(R)	311,798		0	48,662	360,460
Project Totals				396,998		0	61,962	458,960

Expenditure Schedule

Phase	1st	2nd	3rd	4th	5th & 6th
PE	0	98,500	0	0	0
CN	0	0	0	360,460	0
Totals	0	98,500	0	360,460	0

Washington State S. T. I. P.

2017 to 2020

(Project Funds to Nearest Dollar)

MPO/RTPO: SCOG

Y Inside

N Outside

November 17, 2017

County: Skagit

Agency: Concrete

Func Cls	Project Number	PIN	STIP ID	Imp Type	Total Project Length	Environmental Type	RW Required	Begin Termini	End Termini	Total Est. Cost of Project	STIP Amend. No.
08	29CN(004)		WA-07141	04	0.320	CE	No	Superior	Grassmerre	426,500	17-02

Main Street Overlay

Resurfacing of Main Street from Superior to Grassmere. Anticipated improvements include but are not limited to; HMA road repair, HMA pre-level, paving fabric, HMA overlay, LED Upgrades and new channelization marks.

Funding

Phase	Start Date	Federal	Fund Code	Federal Funds	State Fund Code	State Funds	Local Funds	Total
CN	2017			0	TIB	328,700	17,300	346,000
Project Totals				0		328,700	17,300	346,000

Expenditure Schedule

Phase	1st	2nd	3rd	4th	5th & 6th
CN	346,000	0	0	0	0
Totals	346,000	0	0	0	0

Washington State S. T. I. P.

2017 to 2020

(Project Funds to Nearest Dollar)

MPO/RTPO: SCOG

Y Inside

N Outside

November 17, 2017

County: Skagit

Agency: Concrete

Func Cls	Project Number	PIN	STIP ID	Imp Type	Total Project Length	Environmental Type	RW Required	Begin Termini	End Termini	Total Est. Cost of Project	STIP Amend. No.
08	29CN(002)		WA-03701	28	0.300	CE	No	Superior Avenue	North Park Avenue	311,750	

Main Street Phase 3

Improvements will remove and replace existing sidewalks on the south side of Main St. from N. Superior to N. Park Ave. Improvements will include but are not limited to; cement concrete sidewalks, grass planter strip, traffic curb and gutter and LED lighting.

Funding

Phase	Start Date	Federal	Fund Code	Federal Funds	State Fund Code	State Funds	Local Funds	Total
CN	2020		TAP(R)	235,250		0	0	235,250
Project Totals				235,250		0	0	235,250

Expenditure Schedule

Phase	1st	2nd	3rd	4th	5th & 6th
CN	0	0	0	235,250	0
Totals	0	0	0	235,250	0

Washington State S. T. I. P.

2017 to 2020

(Project Funds to Nearest Dollar)

MPO/RTPO: SCOG

Y Inside

N Outside

November 17, 2017

County: Skagit

Agency: Concrete

Func Cls	Project Number	PIN	STIP ID	Imp Type	Total Project Length	Environmental Type	RW Required	Begin Termini	End Termini	Total Est. Cost of Project	STIP Amend. No.
00	29CN(003)		WA-07142	28	0.170	CE	No	Park	Grassmere	284,250	

Main Street, Phase IV

Improvements will remove and replace existing deficient sidewalks on the south side of Main Street from N. Park Avenue to Grassmere Rd. Improvements will include but are not limited to; cement concrete sidewalks, grass planter strip, traffic curb and gutter, and LED lighting upgrades.

Funding

Phase	Start Date	Federal	Fund Code	Federal Funds	State Fund Code	State Funds	Local Funds	Total
CN	2017		STP(R)	176,244		0	27,506	203,750
Project Totals				176,244		0	27,506	203,750

Expenditure Schedule

Phase	1st	2nd	3rd	4th	5th & 6th
CN	203,750	0	0	0	0
Totals	203,750	0	0	0	0

	Federal Funds	State Funds	Local Funds	Total
Agency Totals for Concrete	808,492	328,700	106,768	1,243,960

Washington State S. T. I. P.

2017 to 2020

(Project Funds to Nearest Dollar)

MPO/RTPO: SCOG

Y Inside

N Outside

November 17, 2017

County: Skagit

Agency: Mount Vernon

Func Cls	Project Number	PIN	STIP ID	Imp Type	Total Project Length	Environmental Type	RW Required	Begin Termini	End Termini	Total Est. Cost of Project	STIP Amend. No.
16	SR13(014)		T-07-07	28	1.270	CE	No	Section Street	Kulshan Avenue	419,500	

Bike Walk Mount Vernon 2013

The project includes bike lanes, a bike signal, trail crossing improvement, traffic signal and enforcement.

Funding

Phase	Start Date	Federal Fund Code	Federal Funds		State Fund Code	State Funds	Local Funds	Total
			Federal	State				
CN	2017		0		SRTS	237,000	0	237,000
Project Totals			0			237,000	0	237,000

Expenditure Schedule

Phase	1st	2nd	3rd	4th	5th & 6th
CN	237,000	0	0	0	0
Totals	237,000	0	0	0	0

Washington State S. T. I. P.

2017 to 2020

(Project Funds to Nearest Dollar)

MPO/RTPO: SCOG

Y Inside

N Outside

November 17, 2017

County: Skagit

Agency: Mount Vernon

Func Cls	Project Number	PIN	STIP ID	Imp Type	Total Project Length	Environmental Type	RW Required	Begin Termini	End Termini	Total Est. Cost of Project	STIP Amend. No.
14			WA-09293	21	0.000	CE	No	College Way @ Freeway Dr / Riverside Dr @ Pacific Ave	College Way @ Waugh Rd / Riverside Dr @ Fir St	1,229,681	

College Way & Riverside Drive Signal Upgrade

Improve signal function along College Way and Riverside Drive including signal interconnection, flashing yellow left turns, ADA Compliance, LED Upgrades.

Funding

Phase	Start Date	Federal Fund Code	Federal Funds		State Fund Code	State Funds	Local Funds	Total
			Federal	Funds				
PE	2017	DEMO		229,681		0	0	229,681
CN	2018	DEMO		1,000,000		0	0	1,000,000
Project Totals				1,229,681		0	0	1,229,681

Expenditure Schedule

Phase	1st	2nd	3rd	4th	5th & 6th
PE	229,681	0	0	0	0
CN	0	1,000,000	0	0	0
Totals	229,681	1,000,000	0	0	0

Washington State S. T. I. P.

2017 to 2020

(Project Funds to Nearest Dollar)

MPO/RTPO: SCOG

Y Inside

N Outside

November 17, 2017

County: Skagit

Agency: Mount Vernon

Func Cls	Project Number	PIN	STIP ID	Imp Type	Total Project Length	Environmental Type	RW Required	Begin Termini	End Termini	Total Est. Cost of Project	STIP Amend. No.
14	0538(010)		T-06-10	04	0.120	CE	Yes	0.00	0.12	6,233,000	

College Way (SR 538) @ I-5

Add lanes beneath the I-5 overpass at College Way. Construct an additional westbound travel lane and an additional eastbound travel lane. Rechannelize the existing roadway beneath I-5 to add left turn capacity.

Funding

Phase	Start Date	Federal	Fund Code	Federal Funds	State Fund Code	State Funds	Local Funds	Total
RW	2017		STP(US)	100,000		0	15,607	115,607
CN	2017			0	TIB	2,750,000	0	2,750,000
CN	2017		DEMO	800,000		0	0	800,000
CN	2020		STP(US)	1,650,000		0	0	1,650,000
Project Totals				2,550,000		2,750,000	15,607	5,315,607

Expenditure Schedule

Phase	1st	2nd	3rd	4th	5th & 6th
RW	115,607	0	0	0	0
CN	3,550,000	0	0	1,650,000	0
Totals	3,665,607	0	0	1,650,000	0

Washington State S. T. I. P.

2017 to 2020

(Project Funds to Nearest Dollar)

MPO/RTPO: SCOG

Y Inside

N Outside

November 17, 2017

County: Skagit

Agency: Mount Vernon

Func Cls	Project Number	PIN	STIP ID	Imp Type	Total Project Length	Environmental Type	RW Required	Begin Termini	End Termini	Total Est. Cost of Project	STIP Amend. No.
16			WA-09577	21	0.200		No	College Way	30th Street	850,000	

College Way/30th Street Intersection Improvements

Install traffic signal.

Funding

Phase	Start Date	Federal	Fund Code	Federal Funds		State Fund Code	State Funds	Local Funds	Total
PE	2017		DEMO	150,000			0	0	150,000
CN	2017		DEMO	700,000			0	0	700,000
Project Totals				850,000			0	0	850,000

Expenditure Schedule

Phase	1st	2nd	3rd	4th	5th & 6th
PE	150,000	0	0	0	0
CN	700,000	0	0	0	0
Totals	850,000	0	0	0	0

Washington State S. T. I. P.

2017 to 2020

(Project Funds to Nearest Dollar)

MPO/RTPO: SCOG

Y Inside

N Outside

November 17, 2017

County: Skagit

Agency: Mount Vernon

Func Cls	Project Number	PIN	STIP ID	Imp Type	Total Project Length	Environmental Type	RW Required	Begin Termini	End Termini	Total Est. Cost of Project	STIP Amend. No.
09			T-17-01	44	0.800	DCE	No	Riverside Drive	18th Street	295,000	

Kulshan Trail Safety Lighting Project

Construct trail lighting adjacent to Kulshan Trail (Riverside Dr. - 18th Street).

Funding

Phase	Start Date	Federal Fund Code	Federal Funds		State Fund Code	State Funds	Local Funds	Total
PE	2020	TAP(US)		21,625		0	3,375	25,000
Project Totals				21,625		0	3,375	25,000

Expenditure Schedule

Phase	1st	2nd	3rd	4th	5th & 6th
PE	0	0	0	25,000	0
CN	0	0	0	0	270,000
Totals	0	0	0	25,000	270,000

Federal Funds			State Funds	Local Funds	Total
Agency Totals for Mount Vernon			2,987,000	18,982	7,657,288

Washington State S. T. I. P.

2017 to 2020

(Project Funds to Nearest Dollar)

MPO/RTPO: SCOG

Y Inside

N Outside

November 17, 2017

County: Skagit

Agency: SCOG

Func Cls	Project Number	PIN	STIP ID	Imp Type	Total Project Length	Environmental Type	RW Required	Begin Termini	End Termini	Total Est. Cost of Project	STIP Amend. No.
00			SCOG 18-21	18	0.000	CE	No	na	na	705,925	

SCOG Admin 2018-2021

SCOG Administration for FFY 2018-2021

Funding

Phase	Start Date	Federal	Fund Code	Federal Funds		State Funds	Local Funds	Total
				State Fund Code	State Funds			
ALL	2018		STP(US)		104,047	0	16,239	120,286
ALL	2018		STP(R)		48,608	0	7,587	56,195
ALL	2019		STP(US)		104,047	0	16,239	120,286
ALL	2019		STP(R)		48,608	0	7,587	56,195
ALL	2020		STP(US)		104,047	0	16,239	120,286
ALL	2020		STP(R)		48,608	0	7,587	56,195
Project Totals					457,965	0	71,478	529,443

Expenditure Schedule

Phase	1st	2nd	3rd	4th	5th & 6th
ALL	0	176,481	176,487	176,481	176,481
Totals	0	176,481	176,487	176,481	176,481

Agency Totals for SCOG	Federal Funds		State Funds	Local Funds	Total
	Federal Funds	State Funds			
	457,965	0	71,478	529,443	

Washington State S. T. I. P.

2017 to 2020

(Project Funds to Nearest Dollar)

MPO/RTPO: SCOG

Y Inside

N Outside

November 17, 2017

County: Skagit

Agency: Sedro Woolley

Func Cls	Project Number	PIN	STIP ID	Imp Type	Total Project Length	Environmental Type	RW Required	Begin Termini	End Termini	Total Est. Cost of Project	STIP Amend. No.
17			SW36	03	0.490	CE	Yes	McGarigle Road	North City Limits	2,815,000	

Fruitdale Road Arterial Improvements

Reconstruct roadway with roundabout intersection at Northern State Road.

Funding

Phase	Start Date	Federal	Fund Code	Federal Funds	State Fund Code	State Funds	Local Funds	Total
PE	2017			0		0	345,000	345,000
Project Totals				0		0	345,000	345,000

Expenditure Schedule

Phase	1st	2nd	3rd	4th	5th & 6th
PE	345,000	0	0	0	0
Totals	345,000	0	0	0	0

	Federal Funds	State Funds	Local Funds	Total
Agency Totals for Sedro Woolley	0	0	345,000	345,000

Washington State S. T. I. P.

2017 to 2020

(Project Funds to Nearest Dollar)

MPO/RTPO: SCOG

Y Inside

N Outside

November 17, 2017

County: Skagit

Agency: Skagit Co.

Func Cls	Project Number	PIN	STIP ID	Imp Type	Total Project Length	Environmental Type	RW Required	Begin Termini	End Termini	Total Est. Cost of Project	STIP Amend. No.
00	2029(049)		WA-06321	28	3.500	CE	Yes	Big Rock	Clear Lake	2,380,000	

CENTENNIAL TRAIL (Big Rock to Clear Lake)

Build a pedestrian/bicycle trail that will link into the Centennail Trail from Big Rock to Clear Lake.

Funding

Phase	Start Date	Federal Funds		State Fund Code	State Funds	Local Funds	Total
		Federal	Fund Code				
RW	2017				0	30,000	30,000
		Project Totals			0	30,000	30,000

Expenditure Schedule

Phase	1st	2nd	3rd	4th	5th & 6th
RW	0	0	30,000	0	0
Totals	0	0	30,000	0	0

Washington State S. T. I. P.

2017 to 2020

(Project Funds to Nearest Dollar)

MPO/RTPO: SCOG

Y Inside

N Outside

November 17, 2017

County: Skagit

Agency: Skagit Co.

Func Cls	Project Number	PIN	STIP ID	Imp Type	Total Project Length	Environmental Type	RW Required	Begin Termini	End Termini	Total Est. Cost of Project	STIP Amend. No.
08			WA-01171	03	0.610	CE	Yes	5.050	5.660	1,425,000	

FRANCIS ROAD Section 1

Rehilitate and widen Francis Road to current standards to improve safety and stabilize the road base.

Funding

Phase	Start Date	Federal Funds		State Fund Code	State Funds	Local Funds	Total
		Federal	Fund Code				
PE	2017			CRAB	93,300	171,700	265,000
Project Totals		0			93,300	171,700	265,000

Expenditure Schedule

Phase	1st	2nd	3rd	4th	5th & 6th
PE	265,000	0	0	0	0
Totals	265,000	0	0	0	0

Washington State S. T. I. P.

2017 to 2020

(Project Funds to Nearest Dollar)

MPO/RTPO: SCOG

Y Inside

N Outside

November 17, 2017

County: Skagit

Agency: Skagit Co.

Func Cls	Project Number	PIN	STIP ID	Imp Type	Total Project Length	Environmental Type	RW Required	Begin Termini	End Termini	Total Est. Cost of Project	STIP Amend. No.
07	M291(008)		WA-07235	14	0.100	CE	No	6	6.1	370,000	

FRIDAY CREEK BRIDGE REPAIR (OLD HWY 99)

Replace the the bridge deck and make repairs to the bridge.

Funding

Phase	Start Date	Federal	Fund Code	Federal Funds		State Fund Code	State Funds	Local Funds	Total
CN	2017		STP(BR)	320,000			0	0	320,000
Project Totals				320,000			0	0	320,000

Expenditure Schedule

Phase	1st	2nd	3rd	4th	5th & 6th
CN	320,000	0	0	0	0
Totals	320,000	0	0	0	0

Washington State S. T. I. P.

2017 to 2020

(Project Funds to Nearest Dollar)

MPO/RTPO: SCOG

Y Inside

N Outside

November 17, 2017

County: Skagit

Agency: Skagit Co.

Func Cls	Project Number	PIN	STIP ID	Imp Type	Total Project Length	Environmental Type	RW Required	Begin Termini	End Termini	Total Est. Cost of Project	STIP Amend. No.
00			WA-01265	26	0.000	CE	No	NA	NA	20,000,000	17-08

GUEMES FERRY BOAT REPLACEMENT OR OVERHAUL/MODIFICATIONS

Replace the current Guemes Island Ferry or overhaul/modify as needed to meet present and future needs of the ferry service.

Funding

Phase	Start Date	Federal Fund Code	Federal Funds		State Fund Code	State Funds	Local Funds	Total
			Federal	Fund Code				
PE	2017	FBP	798,588			0	1,201,412	2,000,000
Project Totals			798,588			0	1,201,412	2,000,000

Expenditure Schedule

Phase	1st	2nd	3rd	4th	5th & 6th
PE	287,400	780,000	821,000	0	0
Totals	287,400	780,000	821,000	0	0

Washington State S. T. I. P.

2017 to 2020

(Project Funds to Nearest Dollar)

MPO/RTPO: SCOG

Y Inside

N Outside

November 17, 2017

County: Skagit

Agency: Skagit Co.

Func Cls	Project Number	PIN	STIP ID	Imp Type	Total Project Length	Environmental Type	RW Required	Begin Termini	End Termini	Total Est. Cost of Project	STIP Amend. No.
06	7318(001)		WA-06522	03	1.100	CE	Yes	1.80	2.90	2,615,680	

JOSH WILSON ROAD Phase 1

Reconstruct and Stabilize Josh Wilson Road to current road standards

Funding

Phase	Start Date	Federal	Fund Code	Federal Funds		State Fund Code	State Funds	Local Funds	Total
RW	2018				0		0	60,000	60,000
CN	2019		STP(R)		1,057,552		0	1,168,648	2,226,200
Project Totals					1,057,552		0	1,228,648	2,286,200

Expenditure Schedule

Phase	1st	2nd	3rd	4th	5th & 6th
RW	0	60,000	0	0	0
CN	0	0	1,820,520	0	0
Totals	0	60,000	1,820,520	0	0

Washington State S. T. I. P.

2017 to 2020

(Project Funds to Nearest Dollar)

MPO/RTPO: SCOG

Y Inside

N Outside

November 17, 2017

County: Skagit

Agency: Skagit Co.

Func Cls	Project Number	PIN	STIP ID	Imp Type	Total Project Length	Environmental Type	RW Required	Begin Termini	End Termini	Total Est. Cost of Project	STIP Amend. No.
07	W290(001)		WA-07233	14	0.100	CE	No	20.4	20.5	348,975	

LOWER FINNEY CREEK BRIDGE REPAIRS

Repair/replace the bridge deck and make repairs to the Lower Finney Creek Bridge.

Funding

Phase	Start Date	Federal	Fund Code	Federal Funds		State Fund Code	State Funds	Local Funds	Total
CN	2017		STP(BR)	286,222			0	0	286,222
Project Totals				286,222			0	0	286,222

Expenditure Schedule

Phase	1st	2nd	3rd	4th	5th & 6th
CN	286,222	0	0	0	0
Totals	286,222	0	0	0	0

Washington State S. T. I. P.

2017 to 2020

(Project Funds to Nearest Dollar)

MPO/RTPO: SCOG

Y Inside

N Outside

November 17, 2017

County: Skagit

Agency: Skagit Co.

Func Cls	Project Number	PIN	STIP ID	Imp Type	Total Project Length	Environmental Type	RW Required	Begin Termini	End Termini	Total Est. Cost of Project	STIP Amend. No.
07	M291(007)		WA-01224	06	0.020	CE	No	4.39	4.41	834,167	

SAMISH RIVER BRIDGE REPAIR (OLD HWY 99 N)

Conduct bridge repairs and overlay bridge deck.

Funding

Phase	Start Date	Federal	Fund Code	Federal Funds		State Fund Code	State Funds	Local Funds	Total
CN	2018		STP(BR)	732,500			0	0	732,500
Project Totals				732,500			0	0	732,500

Expenditure Schedule

Phase	1st	2nd	3rd	4th	5th & 6th
CN	0	732,500	0	0	0
Totals	0	732,500	0	0	0

Washington State S. T. I. P.

2017 to 2020

(Project Funds to Nearest Dollar)

MPO/RTPO: SCOG

Y Inside

N Outside

November 17, 2017

County: Skagit

Agency: Skagit Co.

Func Cls	Project Number	PIN	STIP ID	Imp Type	Total Project Length	Environmental Type	RW Required	Begin Termini	End Termini	Total Est. Cost of Project	STIP Amend. No.
11	2029(040)		WA-01247	03		DCE	No	na	na	2,699,700	

SKAGIT RIVER BRIDGE MODIFICATION & I-5 INTERSTATE PROTECTION PROJECT

Skagit County staff have initiated planning and preliminary engineering on flood risk reduction projects that complement levee improvements in the project area, including outreach, mapping, surveying, design, and engineering.

Funding

Phase	Start Date	Federal Fund Code	Federal Funds	State Fund Code	State Funds	Local Funds	Total
CN	2017	DEMO	1,199,700		0	0	1,199,700
Project Totals			1,199,700		0	0	1,199,700

Expenditure Schedule

Phase	1st	2nd	3rd	4th	5th & 6th
CN	500,000	699,700	0	0	0
Totals	500,000	699,700	0	0	0

	Federal Funds	State Funds	Local Funds	Total
Agency Totals for Skagit Co.	4,394,562	93,300	2,631,760	7,119,622

Washington State S. T. I. P.

2017 to 2020

(Project Funds to Nearest Dollar)

MPO/RTPO: SCOG

Y Inside

N Outside

November 17, 2017

County: Skagit

Agency: Skagit Transit

Func Cls	Project Number	PIN	STIP ID	Imp Type	Total Project Length	Environmental Type	RW Required	Begin Termini	End Termini	Total Est. Cost of Project	STIP Amend. No.
00			WA-07306	23	0.000	CE	No	NA	NA	50,397,162	

Operating Funds

Operating assistance for fixed route and demand response services in the Skagit Public Transportation Benefit Area.

Funding

Phase	Start Date	Federal	Fund Code	Federal Funds		State Funds	Local Funds	Total
				Fund Code	Federal Funds			
ALL	2017		5307		1,902,988	0	9,845,601	11,748,589
ALL	2018		5307		1,960,077	0	10,337,881	12,297,958
ALL	2019		5307		2,018,880	0	10,854,775	12,873,655
ALL	2020		5307		2,079,446	0	11,397,514	13,476,960
Project Totals					7,961,391	0	42,435,771	50,397,162

Expenditure Schedule

Phase	1st	2nd	3rd	4th	5th & 6th
ALL	11,748,589	12,297,958	12,873,655	13,476,960	0
Totals	11,748,589	12,297,958	12,873,655	13,476,960	0

Washington State S. T. I. P.

2017 to 2020

(Project Funds to Nearest Dollar)

MPO/RTPO: SCOG

Y Inside

N Outside

November 17, 2017

County: Skagit

Agency: Skagit Transit

Func Cls	Project Number	PIN	STIP ID	Imp Type	Total Project Length	Environmental Type	RW Required	Begin Termini	End Termini	Total Est. Cost of Project	STIP Amend. No.
00			WA-09838	23		CE	No	N/A	N/A	143,705	17-05

Replacement Vehicles

Replacement vehicles for Skagit Transit's vanpool program.

Funding

Phase	Start Date	Federal Fund Code	Federal Funds		State Fund Code	State Funds	Local Funds	Total
			Federal	Fund Code				
ALL	2017	5339		114,964		0	28,741	143,705
Project Totals				114,964		0	28,741	143,705

Expenditure Schedule

Phase	1st	2nd	3rd	4th	5th & 6th
ALL	0	143,705	0	0	0
Totals	0	143,705	0	0	0

Agency Totals for Skagit Transit	Federal Funds		State Funds	Local Funds	Total
	Federal	Fund Code			
		8,076,355	0	42,464,512	50,540,867

Washington State S. T. I. P.

2017 to 2020

(Project Funds to Nearest Dollar)

MPO/RTPO: SCOG

Y Inside

N Outside

November 17, 2017

County:

Agency: WSDOT - Marine

Func Cls	Project Number	PIN	STIP ID	Imp Type	Total Project Length	Environmental Type	RW Required	Begin Termini	End Termini	Total Est. Cost of Project	STIP Amend. No.
14		903310A	WA-04820	03		CE	No	N/A	N/A	1,381,050	

SR 20 Spur/Anacortes Tml - Main Terminal Building Replacement

The project will improve the Anacortes Ferry Terminal by replacing the existing terminal building with a 16,300 SF Facility. Additional site improvements will also be made to improve the facility such as partially correcting site circulation and access, parking improvements and energy efficiency.

" 2012 fed 5309(bus) \$1,302,067

LOCAL \$ 52,000

Funding

Phase	Start Date	Federal Fund Code	Federal Funds		State Fund Code	State Funds	Local Funds	Total
PE	2017	5309(Bus)		137,280		0	5,720	143,000
CN	2017	5309(Bus)		1,125,214		0	112,836	1,238,050
Project Totals				1,262,494		0	118,556	1,381,050

Expenditure Schedule

Phase	1st	2nd	3rd	4th	5th & 6th
PE	137,280	0	0	0	0
CN	1,238,050	0	0	0	0
Totals	1,375,330	0	0	0	0

Washington State S. T. I. P.

2017 to 2020

(Project Funds to Nearest Dollar)

MPO/RTPO: SCOG

Y Inside

N Outside

November 17, 2017

County:

Agency: WSDOT - Marine

Func Cls	Project Number	PIN	STIP ID	Imp Type	Total Project Length	Environmental Type	RW Required	Begin Termini	End Termini	Total Est. Cost of Project	STIP Amend. No.
14		903384A	WA-08604	26		CE	No	NA	NA	205,929	

SR 20 Spur/Anacortes Trm - Facility ADA Compliance Improvements

Terminal facility ADA compliance improvements. This project will construct ADA compliance upgrades at the Anacortes Ferry Terminal on parking lots and sidewalks on the west side of the exit lanes.

Funding

Phase	Start Date	Federal	Fund Code	Federal Funds	State Fund Code	State Funds	Local Funds	Total
CN	2017			0		0	172,480	172,480
Project Totals				0		0	172,480	172,480

Expenditure Schedule

Phase	1st	2nd	3rd	4th	5th & 6th
CN	172,480	0	0	0	0
Totals	172,480	0	0	0	0

Washington State S. T. I. P.

2017 to 2020

(Project Funds to Nearest Dollar)

MPO/RTPO: SCOG

Y Inside

N Outside

November 17, 2017

County:

Agency: WSDOT - Marine

Func Cls	Project Number	PIN	STIP ID	Imp Type	Total Project Length	Environmental Type	RW Required	Begin Termini	End Termini	Total Est. Cost of Project	STIP Amend. No.
14		903376A	WA-08603	26	0.000	CE	No	NA	NA	560,983	

SR 20 Spur/Anacortes Trm - Illumination System Rebuild

Replace Existing light fixtures and deficient luminaire poles as needed. This project will rebuild the illumination system at the Anacortes Ferry Terminal, by replacing existing incandescent fixtures with energy efficient and greater lifespan LED technology, and replacing structurally deficient timber luminaire and utility poles as needed.

Funding

Phase	Start Date	Federal Funds		State Fund Code	State Funds	Local Funds	Total
		Federal	Fund Code				
PE	2017				0	79,902	79,902
CN	2017				0	481,081	481,081
Project Totals					0	560,983	560,983

Expenditure Schedule

Phase	1st	2nd	3rd	4th	5th & 6th
ALL	560,983	0	0	0	0
Totals	560,983	0	0	0	0

Washington State S. T. I. P.

2017 to 2020

(Project Funds to Nearest Dollar)

MPO/RTPO: SCOG

Y Inside

N Outside

November 17, 2017

County:

Agency: WSDOT - Marine

Func Cls	Project Number	PIN	STIP ID	Imp Type	Total Project Length	Environmental Type	RW Required	Begin Termini	End Termini	Total Est. Cost of Project	STIP Amend. No.
14		903387A	WA-08605	26	0.000	CE	No	00	00	412,452	

SR 20 Spur/Anacortes Trm Bldg Vic - Underground Storage Tank Remediation

Remediation of former underground storage tank site soil contamination. This Project will address environmental impacts to soil and groundwater associated with a former diesel underground storage tank (UST) at the Anacortes Ferry Terminal. This area is partially in the footprint of the proposed new terminal building improvement, therefore requiring remediation before the building project can begin. The work will include removal of petroleum-impacted or nonhazardous soil removed and transported off site for permitted disposal/treatment. Depending upon the results of subsurface investigations, groundwater treatment may be required. The cost may therefore increase beyond originally programmed funding.

Funding

Phase	Start Date	Federal Fund Code	Federal Funds	State Fund Code	State Funds	Local Funds	Total
CN	2017		0		0	330,448	330,448
Project Totals			0		0	330,448	330,448

Expenditure Schedule

Phase	1st	2nd	3rd	4th	5th & 6th
CN	330,448	0	0	0	0
Totals	330,448	0	0	0	0

	Federal Funds	State Funds	Local Funds	Total
Agency Totals for WSDOT - Marine	1,262,494	0	1,182,467	2,444,961

Washington State S. T. I. P.

2017 to 2020

(Project Funds to Nearest Dollar)

MPO/RTPO: SCOG

Y Inside

N Outside

November 17, 2017

County:

Agency: WSDOT - NW

Func Cls	Project Number	PIN	STIP ID	Imp Type	Total Project Length	Environmental Type	RW Required	Begin Termini	End Termini	Total Est. Cost of Project	STIP Amend. No.
00		BPSCOG	WA-08601	06	0.000	CE	No	MP 0.00	MP 0.00	13,712,845	

Asphalt/Chip Seal Preservation Skagit Council of Governments (SCOG)

Resurface the roadway with chip seal or hot mix asphalt to preserve the structural integrity of the roadway and extend the service life of the pavement. The individual projects may be found at <http://www.wsdot.wa.gov/projects/search/> under the "Programmatic Projects in STIP" tab.

Funding

Phase	Start Date	Federal	Fund Code	Federal Funds	State Fund Code	State Funds	Local Funds	Total
PE	2017		NHPP	174,469		0	6,979	181,448
PE	2019		NHPP	107,069		0	4,283	111,352
PE	2019		STP	101,942		0	4,077	106,019
PE	2020		STP	157,361		0	6,294	163,655
CN	2017		NHPP	4,664,786		0	93,296	4,758,082
CN	2017		STP	1,093,429		0	21,868	1,115,297
CN	2019		NHPP	2,041,855		0	40,837	2,082,692
CN	2019		STP	1,781,769		0	35,635	1,817,404
CN	2020		NHPP	1,839,920		0	36,799	1,876,719
CN	2020		STP	1,470,762		0	29,415	1,500,177
Project Totals				13,433,362		0	279,483	13,712,845

Washington State S. T. I. P.

2017 to 2020

(Project Funds to Nearest Dollar)

MPO/RTPO: SCOG

Y Inside

N Outside

November 17, 2017

County:

Agency: WSDOT - NW

Expenditure Schedule

Phase	1st	2nd	3rd	4th	5th & 6th
PE	181,448	0	217,371	163,655	0
CN	5,873,379	0	3,900,096	3,376,896	0
Totals	6,054,827	0	4,117,467	3,540,551	0

Washington State S. T. I. P.

2017 to 2020

(Project Funds to Nearest Dollar)

MPO/RTPO: SCOG

Y Inside

N Outside

November 17, 2017

County:

Agency: WSDOT - NW

Func Cls	Project Number	PIN	STIP ID	Imp Type	Total Project Length	Environmental Type	RW Required	Begin Termini	End Termini	Total Est. Cost of Project	STIP Amend. No.
00		WPSCOG	WA-08602	05	0.000	CE	No	MP 0.00	MP 0.00	3,819,970	

Concrete Roadway Preservation Skagit Council of Governments (SCOG)

Replace existing concrete with a thicker concrete and steel bars at the joints. This work will extend the life of the highway at least another 40 years, and provide a smoother ride. The individual projects may be found at <http://www.wsdot.wa.gov/projects/search/> under the "Programmatic Projects in STIP" tab.

Funding

Phase	Start Date	Federal	Fund Code	Federal Funds		State Funds	Local Funds	Total
				State Fund Code	State Funds			
CN	2018		NHPP		3,746,826	0	73,144	3,819,970
Project Totals					3,746,826	0	73,144	3,819,970

Expenditure Schedule

Phase	1st	2nd	3rd	4th	5th & 6th
CN	0	3,819,970	0	0	0
Totals	0	3,819,970	0	0	0

Washington State S. T. I. P.

2017 to 2020

(Project Funds to Nearest Dollar)

MPO/RTPO: SCOG

Y Inside

N Outside

November 17, 2017

County:

Agency: WSDOT - NW

Func Cls	Project Number	PIN	STIP ID	Imp Type	Total Project Length	Environmental Type	RW Required	Begin Termini	End Termini	Total Est. Cost of Project	STIP Amend. No.
11	9999(778)	100559C	WA-09159	21	10.360	CE	No	MP 215.12	MP 225.48	2,352,938	

I-5/300th St NW to Anderson Rd - Cable Barrier Upgrade

This project will replace existing 3-strand cable rail systems with high-tension 4-strand cable rail on I-5 from MP 215.12 to MP 225.48. (SCOG only: MP 217.66 to MP 225.48) This project is within the boundaries of PSRC and SCOG; the total shown is for SCOG only.

Funding

Phase	Start Date	Federal	Fund Code	Federal Funds	State Fund Code	State Funds	Local Funds	Total
CN	2017		HSIP	2,047,579		0	41,787	2,089,366
Project Totals				2,047,579		0	41,787	2,089,366

Expenditure Schedule

Phase	1st	2nd	3rd	4th	5th & 6th
ALL	43,300	300,333	2,009,305	0	0
Totals	43,300	300,333	2,009,305	0	0

Washington State S. T. I. P.

2017 to 2020

(Project Funds to Nearest Dollar)

MPO/RTPO: SCOG

Y Inside

N Outside

November 17, 2017

County:

Agency: WSDOT - NW

Func Cls	Project Number	PIN	STIP ID	Imp Type	Total Project Length	Environmental Type	RW Required	Begin Termini	End Termini	Total Est. Cost of Project	STIP Amend. No.
01		100570B	WA-08742	21	4.880	CE	No	MP 241.37	246.25	486,107	1701 AdMod

I-5/Lake Samish Vic - Stormwater Pipe Replacement

Replace/rehabilitate several deteriorating stormwater pipes before they fail and cause the roadway to fail. This project is located within Skagit and Whatcom counties; totals shown are for Skagit County only.

Funding

Phase	Start Date	Federal Fund Code	Federal Funds		State Fund Code	State Funds	Local Funds	Total
			Federal	State				
CN	2018		0		CWA	376,435	0	376,435
Project Totals			0			376,435	0	376,435

Expenditure Schedule

Phase	1st	2nd	3rd	4th	5th & 6th
CN	0	360,374	16,061	0	0
Totals	0	360,374	16,061	0	0

Washington State S. T. I. P.

2017 to 2020

(Project Funds to Nearest Dollar)

MPO/RTPO: SCOG

Y Inside

N Outside

November 17, 2017

County:

Agency: WSDOT - NW

Func Cls	Project Number	PIN	STIP ID	Imp Type	Total Project Length	Environmental Type	RW Required	Begin Termini	End Termini	Total Est. Cost of Project	STIP Amend. No.
11	9999(778)	100585G	WA-09050	21	3.710	CE	No	MP 230.90	MP 234.61	1,066,918	

I-5/SR 11 to Samish River Vic - Cable Barrier Upgrade

This project will replace existing 3-strand cable rail systems with high-tension 4-strand cable rail on I-5 from MP 230.90 to MP 234.61.

Funding

Phase	Start Date	Federal	Fund Code	Federal Funds		State Fund Code	State Funds	Local Funds	Total
CN	2017		HSIP	897,494			0	18,316	915,810
Project Totals				897,494			0	18,316	915,810

Expenditure Schedule

Phase	1st	2nd	3rd	4th	5th & 6th
CN	35,115	880,695	0	0	0
Totals	35,115	880,695	0	0	0

Washington State S. T. I. P.

2017 to 2020

(Project Funds to Nearest Dollar)

MPO/RTPO: SCOG

Y Inside

N Outside

November 17, 2017

County:

Agency: WSDOT - NW

Func Cls	Project Number	PIN	STIP ID	Imp Type	Total Project Length	Environmental Type	RW Required	Begin Termini	End Termini	Total Est. Cost of Project	STIP Amend. No.
14	0020(185)	102030H	WA-08334	21	2.870	CE	Yes	MP 51.92	MP 54.79	941,874	

SR 20 Spur/Commercial Ave to Anacortes Ferry Terminal - ADA Compliance

This project will evaluate and improve pedestrian safety by upgrading ADA sidewalk ramps within the project limits.

Funding

Phase	Start Date	Federal Fund Code	Federal Funds		State Fund Code	State Funds	Local Funds	Total
			Federal	Fund Code				
CN	2017	NHPP	774,680			0	15,809	790,489
Project Totals			774,680			0	15,809	790,489

Expenditure Schedule

Phase	1st	2nd	3rd	4th	5th & 6th
CN	753,059	37,430	0	0	0
Totals	753,059	37,430	0	0	0

Washington State S. T. I. P.

2017 to 2020

(Project Funds to Nearest Dollar)

MPO/RTPO: SCOG

Y Inside

N Outside

November 17, 2017

County:

Agency: WSDOT - NW

Func Cls	Project Number	PIN	STIP ID	Imp Type	Total Project Length	Environmental Type	RW Required	Begin Termini	End Termini	Total Est. Cost of Project	STIP Amend. No.
14	0020(185)	102029E	WA-07783	21	0.040	CE	No	MP 50.45	MP 50.49	96,025	

SR 20 Spur/R Avenue Vicinity - ADA Compliance

The project will improve pedestrian safety by upgrading ADA sidewalk ramps within the project limits.

Funding

Phase	Start Date	Federal Fund Code	Federal Funds		State Fund Code	State Funds	Local Funds	Total
			Federal	Fund Code				
CN	2017	NHPP	81,365			0	1,660	83,025
Project Totals			81,365			0	1,660	83,025

Expenditure Schedule

Phase	1st	2nd	3rd	4th	5th & 6th
CN	79,094	3,931	0	0	0
Totals	79,094	3,931	0	0	0

Washington State S. T. I. P.

2017 to 2020

(Project Funds to Nearest Dollar)

MPO/RTPO: SCOG

Y Inside

N Outside

November 17, 2017

County:

Agency: WSDOT - NW

Func Cls	Project Number	PIN	STIP ID	Imp Type	Total Project Length	Environmental Type	RW Required	Begin Termini	End Termini	Total Est. Cost of Project	STIP Amend. No.
02	0020(194)	102026M	WA-09556	40	0.100	CE	No	MP 42.04	MP 42.14	6,873,075	1709 AdMod

SR 20/Canoe Pass Bridge - Bridge Painting

The project will paint the existing structure Br 20/207 on SR 20 over Canoe Pass.

Funding

Phase	Start Date	Federal	Fund Code	Federal Funds		State Fund Code	State Funds	Local Funds	Total
PE	2017		NHPP	216,480			0	9,020	225,500
CN	2018		NHPP	8,498			0	173	8,671
CN	2019		NHPP	2,941,930			0	60,039	3,001,969
CN	2020		NHPP	3,564,195			0	72,740	3,636,935
Project Totals				6,731,103			0	141,972	6,873,075

Expenditure Schedule

Phase	1st	2nd	3rd	4th	5th & 6th
PE	83,579	141,921	0	0	0
CN	0	8,672	3,001,969	3,636,934	0
Totals	83,579	150,593	3,001,969	3,636,934	0

Washington State S. T. I. P.

2017 to 2020

(Project Funds to Nearest Dollar)

MPO/RTPO: SCOG

Y Inside

N Outside

November 17, 2017

County:

Agency: WSDOT - NW

Func Cls	Project Number	PIN	STIP ID	Imp Type	Total Project Length	Environmental Type	RW Required	Begin Termini	End Termini	Total Est. Cost of Project	STIP Amend. No.
06		102070B	WA-08431	21	12.730	CE	No	MP 106.68	MP 119.41	742,698	

SR 20/Cascade Rd Vic to Goodell Creek Campground - Rumblestrip

Reduce the risk of crossover and run off the road incidents by the installation of centerline rumblestrips. This project is within the boundaries of SMPO and WCOG; the total shown is for SMPO only.

Funding

Phase	Start Date	Federal	Fund Code	Federal Funds		State Fund Code	State Funds	Local Funds	Total
PE	2018		HSIP	109,755			0	4,573	114,328
PE	2019		HSIP	19,178			0	799	19,977
CN	2019		HSIP	552,049			0	11,266	563,315
CN	2020		HSIP	44,176			0	902	45,078
Project Totals				725,158			0	17,540	742,698

Expenditure Schedule

Phase	1st	2nd	3rd	4th	5th & 6th
PE	0	114,329	19,977	0	0
CN	0	0	563,314	45,078	0
Totals	0	114,329	583,291	45,078	0

Washington State S. T. I. P.

2017 to 2020

(Project Funds to Nearest Dollar)

MPO/RTPO: SCOG

Y Inside

N Outside

November 17, 2017

County:

Agency: WSDOT - NW

Func Cls	Project Number	PIN	STIP ID	Imp Type	Total Project Length	Environmental Type	RW Required	Begin Termini	End Termini	Total Est. Cost of Project	STIP Amend. No.
14	0020(189)	102047B	WA-08158	21	1.770	CE	No	MP 63.02	MP 64.79	483,445	

SR 20/Collins Road Vic to SR 9 - ADA Compliance

This project will evaluate and improve pedestrian safety by upgrading ADA sidewalk ramps within the project limits.

Funding

Phase	Start Date	Federal Fund Code	Federal Funds		State Fund Code	State Funds	Local Funds	Total
CN	2017	STP	410,246			0	8,372	418,618
Project Totals			410,246			0	8,372	418,618

Expenditure Schedule

Phase	1st	2nd	3rd	4th	5th & 6th
CN	406,443	12,175	0	0	0
Totals	406,443	12,175	0	0	0

Washington State S. T. I. P.

2017 to 2020

(Project Funds to Nearest Dollar)

MPO/RTPO: SCOG

Y Inside

N Outside

November 17, 2017

County:

Agency: WSDOT - NW

Func Cls	Project Number	PIN	STIP ID	Imp Type	Total Project Length	Environmental Type	RW Required	Begin Termini	End Termini	Total Est. Cost of Project	STIP Amend. No.
02		102026L	WA-09834	14	0.730	CE	No	MP 41.61	MP 42.34	538,100	17-04

SR 20/Deception Pass & Canoe Pass Bridges - Special Bridge Repair

Replace corroded steel on the Deception Pass and Canoe Pass bridges in order to maintain the structural integrity of the structures. This project is within the boundaries of SCOG and IRTPO; totals shown are for SCOG only.

Funding

Phase	Start Date	Federal	Fund Code	Federal Funds		State Funds	Local Funds	Total
				Fund Code	Funds			
PE	2017		NHPP		49,407	0	2,058	51,465
CN	2018		NHPP		476,902	0	9,733	486,635
Project Totals					526,309	0	11,791	538,100

Expenditure Schedule

Phase	1st	2nd	3rd	4th	5th & 6th
PE	51,465	0	0	0	0
CN	0	1,150	397,998	87,487	0
Totals	51,465	1,150	397,998	87,487	0

Washington State S. T. I. P.

2017 to 2020

(Project Funds to Nearest Dollar)

MPO/RTPO: SCOG

Y Inside

N Outside

November 17, 2017

County:

Agency: WSDOT - NW

Func Cls	Project Number	PIN	STIP ID	Imp Type	Total Project Length	Environmental Type	RW Required	Begin Termini	End Termini	Total Est. Cost of Project	STIP Amend. No.
14	0020(180)	102048D	WA-07499	22	0.090	CE	No	MP 64.82	MP 64.91	450,301	

SR 20/Ferry Street - Railroad Crossing Improvements

This project will install gates and signing in Sedro-Woolley at the intersection with Ferry Street.

Funding

Phase	Start Date	Federal	Fund Code	Federal Funds		State Fund Code	State Funds	Local Funds	Total
CN	2017		HSIP	337,120			0	6,880	344,000
Project Totals				337,120			0	6,880	344,000

Expenditure Schedule

Phase	1st	2nd	3rd	4th	5th & 6th
CN	344,000	0	0	0	0
Totals	344,000	0	0	0	0

Washington State S. T. I. P.

2017 to 2020

(Project Funds to Nearest Dollar)

MPO/RTPO: SCOG

Y Inside

N Outside

November 17, 2017

County:

Agency: WSDOT - NW

Func Cls	Project Number	PIN	STIP ID	Imp Type	Total Project Length	Environmental Type	RW Required	Begin Termini	End Termini	Total Est. Cost of Project	STIP Amend. No.
06		102057F	WA-09168	20	1.120	DCE	Yes	MP 87.70	MP 88.82	1,510,030	

SR 20/Fish Creek & Lorenzan Creek - Fish Passage

Remove the existing fish passage barriers and replace them with fish passable structures.

Funding

Phase	Start Date	Federal	Fund Code	Federal Funds		State Fund Code	State Funds	Local Funds	Total
PE	2019		STP	337,776			0	14,074	351,850
RW	2020		STP	61,642			0	1,258	62,900
Project Totals				399,418			0	15,332	414,750

Expenditure Schedule

Phase	1st	2nd	3rd	4th	5th & 6th
PE	0	0	91,290	247,502	13,058
RW	0	0	0	55,281	7,619
CN	0	0	0	0	995,280
Totals	0	0	91,290	302,783	1,015,957

Washington State S. T. I. P.

2017 to 2020

(Project Funds to Nearest Dollar)

MPO/RTPO: SCOG

Y Inside

N Outside

November 17, 2017

County:

Agency: WSDOT - NW

Func Cls	Project Number	PIN	STIP ID	Imp Type	Total Project Length	Environmental Type	RW Required	Begin Termini	End Termini	Total Est. Cost of Project	STIP Amend. No.
14		102045F	WA-10100	21	3.320	CE	No	MP 59.74	MP 63.03	789,705	17-07

SR 20/I-5 Vic to Collins Rd - ADA Compliance

This project will evaluate and improve pedestrian safety by upgrading ADA sidewalk ramps within the project limits.

Funding

Phase	Start Date	Federal	Fund Code	Federal Funds		State Funds	Local Funds	Total
				Federal Funds	State Fund Code			
PE	2017		NHPP	106,344		0	4,431	110,775
CN	2019		NHPP	665,351		0	13,579	678,930
Project Totals				771,695		0	18,010	789,705

Expenditure Schedule

Phase	1st	2nd	3rd	4th	5th & 6th
PE	5,555	91,594	13,626	0	0
CN	0	0	644,204	34,726	0
Totals	5,555	91,594	657,830	34,726	0

Washington State S. T. I. P.

2017 to 2020

(Project Funds to Nearest Dollar)

MPO/RTPO: SCOG

Y Inside

N Outside

November 17, 2017

County:

Agency: WSDOT - NW

Func Cls	Project Number	PIN	STIP ID	Imp Type	Total Project Length	Environmental Type	RW Required	Begin Termini	End Termini	Total Est. Cost of Project	STIP Amend. No.
06		102080A	WA-08437	21	11.770	CE	No	MP 136.31	MP 148.08	221,109	

SR 20/Lillian Creek to Granite Creek - Rumblestrip Installation

Reduce the risk of crossover and run off the road incidents by the installation of centerline and shoulder rumblestrips. This project is within the boundaries of SMPO and WCOG; the total shown is for SMPO only.

Funding

Phase	Start Date	Federal	Fund Code	Federal Funds	State Fund Code	State Funds	Local Funds	Total
PE	2018		HSIP	32,603		0	1,359	33,962
PE	2019		HSIP	5,696		0	238	5,934
CN	2019		HSIP	164,430		0	3,356	167,786
CN	2020		HSIP	13,159		0	268	13,427
Project Totals				215,888		0	5,221	221,109

Expenditure Schedule

Phase	1st	2nd	3rd	4th	5th & 6th
PE	0	33,962	5,934	0	0
CN	0	0	167,786	13,427	0
Totals	0	33,962	173,720	13,427	0

Washington State S. T. I. P.

2017 to 2020

(Project Funds to Nearest Dollar)

MPO/RTPO: SCOG

Y Inside

N Outside

November 17, 2017

County:

Agency: WSDOT - NW

Func Cls	Project Number	PIN	STIP ID	Imp Type	Total Project Length	Environmental Type	RW Required	Begin Termini	End Termini	Total Est. Cost of Project	STIP Amend. No.
06		102068A	WA-09779	05	46.030	CE	No	MP 102.09	MP 148.12	2,644,636	17-01

SR 20/Rocky Creek to Granite Creek - BST

This project will apply a bituminous surface treatment to SR 20 from MP 102.09 to MP 148.12. This project is located within the boundaries of Skagit and Whatcom counties; the totals shown are for Skagit county only.

Funding

Phase	Start Date	Federal	Fund Code	Federal Funds	State Fund Code	State Funds	Local Funds	Total
PE	2020		WFL	117,984		0	18,413	136,397
Project Totals				117,984		0	18,413	136,397

Expenditure Schedule

Phase	1st	2nd	3rd	4th	5th & 6th
PE	0	0	0	26,599	109,799
CN	0	0	0	0	2,369,620
Totals	0	0	0	26,599	2,479,419

Washington State S. T. I. P.

2017 to 2020

(Project Funds to Nearest Dollar)

MPO/RTPO: SCOG

Y Inside

N Outside

November 17, 2017

County:

Agency: WSDOT - NW

Func Cls	Project Number	PIN	STIP ID	Imp Type	Total Project Length	Environmental Type	RW Required	Begin Termini	End Termini	Total Est. Cost of Project	STIP Amend. No.
14		102029K	WA-08448	03	1.360	CE	Yes	MP 47.04	MP 48.40	13,400,000	

SR 20/Sharpes Corner Vicinity - Improvements

This project will reduce the risk of collisions and provide relief at the Sharpes Corner and Fidalgo Bay Road intersections.

Funding

Phase	Start Date	Federal Fund Code	Federal Funds		State Fund Code	State Funds	Local Funds	Total
CN	2017		0		CWA	86,498	0	86,498
CN	2018		0		CWA	3,902,048	0	3,902,048
CN	2019		0		CWA	6,611,142	0	6,611,142
CN	2020		0		CWA	274,312	0	274,312
Project Totals			0			10,874,000	0	10,874,000

Expenditure Schedule

Phase	1st	2nd	3rd	4th	5th & 6th
CN	86,499	5,922,046	4,791,143	74,312	0
Totals	86,499	5,922,046	4,791,143	74,312	0

Washington State S. T. I. P.

2017 to 2020

(Project Funds to Nearest Dollar)

MPO/RTPO: SCOG

Y Inside

N Outside

November 17, 2017

County:

Agency: WSDOT - NW

Func CIs	Project Number	PIN	STIP ID	Imp Type	Total Project Length	Environmental Type	RW Required	Begin Termini	End Termini	Total Est. Cost of Project	STIP Amend. No.
14	9999(778)	102039E	WA-09052	21	3.630	CE	No	MP 54.72	MP 58.35	984,686	

SR 20/SR 536 Vic to Pulver Rd Vic - Cable Barrier Upgrade

This project will replace existing 3-strand cable rail systems with high-tension 4-strand cable rail on SR 20 from MP 54.72 to MP 58.35.

Funding

Phase	Start Date	Federal	Fund Code	Federal Funds		State Funds	Local Funds	Total
				State Fund Code				
CN	2017		HSIP		827,913	0	16,896	844,809
Project Totals					827,913	0	16,896	844,809

Expenditure Schedule

Phase	1st	2nd	3rd	4th	5th & 6th
CN	32,393	812,416	0	0	0
Totals	32,393	812,416	0	0	0

Washington State S. T. I. P.

2017 to 2020

(Project Funds to Nearest Dollar)

MPO/RTPO: SCOG

Y Inside

N Outside

November 17, 2017

County:

Agency: WSDOT - NW

Func Cls	Project Number	PIN	STIP ID	Imp Type	Total Project Length	Environmental Type	RW Required	Begin Termini	End Termini	Total Est. Cost of Project	STIP Amend. No.
14	0020(180)	102048C	WA-07551	22	0.090	CE	No	MP 64.73	MP 64.82	412,028	

SR 20/SR 9 South Leg - Railroad Crossing Improvements

This project will install gates and signing in Sedro-Woolley at the intersection with SR9's South leg.

Funding

Phase	Start Date	Federal Fund Code	Federal Funds		State Fund Code	State Funds	Local Funds	Total
			Federal	Fund Code				
CN	2017	HSIP	299,880			0	6,120	306,000
Project Totals			299,880			0	6,120	306,000

Expenditure Schedule

Phase	1st	2nd	3rd	4th	5th & 6th
CN	306,000	0	0	0	0
Totals	306,000	0	0	0	0

Washington State S. T. I. P.

2017 to 2020

(Project Funds to Nearest Dollar)

MPO/RTPO: SCOG

Y Inside

N Outside

November 17, 2017

County:

Agency: WSDOT - NW

Func Cls	Project Number	PIN	STIP ID	Imp Type	Total Project Length	Environmental Type	RW Required	Begin Termini	End Termini	Total Est. Cost of Project	STIP Amend. No.
14	0020(191)	102048G	WA-08997	21	0.130	CE	No	MP 64.79	MP 64.92	327,502	

SR 20/SR 9 South Leg to Ferry Street - ADA Compliance

This project will evaluate and improve pedestrian safety by upgrading ADA sidewalk ramps within the project limits.

Funding

Phase	Start Date	Federal Fund Code	Federal Funds		State Fund Code	State Funds	Local Funds	Total
			Federal	Fund Code				
CN	2017	NHPP	277,000			0	5,653	282,653
Project Totals			277,000			0	5,653	282,653

Expenditure Schedule

Phase	1st	2nd	3rd	4th	5th & 6th
CN	639	268,874	13,140	0	0
Totals	639	268,874	13,140	0	0

Washington State S. T. I. P.

2017 to 2020

(Project Funds to Nearest Dollar)

MPO/RTPO: SCOG

Y Inside

N Outside

November 17, 2017

County:

Agency: WSDOT - NW

Func Cls	Project Number	PIN	STIP ID	Imp Type	Total Project Length	Environmental Type	RW Required	Begin Termini	End Termini	Total Est. Cost of Project	STIP Amend. No.
14	0020(180)	102048E	WA-07503	22	0.060	CE	No	MP 64.48	MP 64.54	72,201	

SR 20/W State St - Railroad Crossing Improvements

This project will install advance preemption with gate down circuitry and associated hardware and software in Sedro-Woolley at the intersection with W State St.

Funding

Phase	Start Date	Federal	Fund Code	Federal Funds	State Fund Code	State Funds	Local Funds	Total
CN	2017		HSIP	44,296		0	904	45,200
Project Totals				44,296		0	904	45,200

Expenditure Schedule

Phase	1st	2nd	3rd	4th	5th & 6th
CN	45,200	0	0	0	0
Totals	45,200	0	0	0	0

Washington State S. T. I. P.

2017 to 2020

(Project Funds to Nearest Dollar)

MPO/RTPO: SCOG

Y Inside

N Outside

November 17, 2017

County:

Agency: WSDOT - NW

Func Cls	Project Number	PIN	STIP ID	Imp Type	Total Project Length	Environmental Type	RW Required	Begin Termini	End Termini	Total Est. Cost of Project	STIP Amend. No.
06	0530(030)	153043E	WA-07780	20	0.100	CE	Yes	MP 55.50	MP 55.60	3,461,289	1709 AdMod

SR 530/Sauk-Suiattle Confluence - Chronic Environmental Deficiency Retrofit

Lengthen two existing groins and add two additional groins to prevent bank erosion adjacent to the highway.

Funding

Phase	Start Date	Federal	Fund Code	Federal Funds		State Fund Code	State Funds	Local Funds	Total
RW	2018		STP	42,395			0	865	43,260
CN	2018		STP	28,662			0	585	29,247
CN	2019		STP	2,050,321			0	41,843	2,092,164
CN	2020		STP	817,495			0	16,684	834,179
Project Totals				2,938,873			0	59,977	2,998,850

Expenditure Schedule

Phase	1st	2nd	3rd	4th	5th & 6th
RW	0	43,260	0	0	0
CN	0	29,247	2,092,164	834,179	0
Totals	0	72,507	2,092,164	834,179	0

Washington State S. T. I. P.

2017 to 2020

(Project Funds to Nearest Dollar)

MPO/RTPO: SCOG

Y Inside

N Outside

November 17, 2017

County:

Agency: WSDOT - NW

Func Cls	Project Number	PIN	STIP ID	Imp Type	Total Project Length	Environmental Type	RW Required	Begin Termini	End Termini	Total Est. Cost of Project	STIP Amend. No.
14	0536(008)	153604B	WA-09158	21	0.490	CE	No	MP 4.86	MP 5.35	447,904	

SR 536/Front Street to I-5 - ADA Compliance

This project will evaluate and improve pedestrian safety by upgrading ADA sidewalk ramps within the project limits.

Funding

Phase	Start Date	Federal Fund Code	Federal Funds		State Fund Code	State Funds	Local Funds	Total
			Federal	State				
CN	2017	NHPP	379,166			0	7,738	386,904
Project Totals			379,166			0	7,738	386,904

Expenditure Schedule

Phase	1st	2nd	3rd	4th	5th & 6th
CN	846	355,588	30,470	0	0
Totals	846	355,588	30,470	0	0

Washington State S. T. I. P.

2017 to 2020

(Project Funds to Nearest Dollar)

MPO/RTPO: SCOG

Y Inside

N Outside

November 17, 2017

County:

Agency: WSDOT - NW

Func Cls	Project Number	PIN	STIP ID	Imp Type	Total Project Length	Environmental Type	RW Required	Begin Termini	End Termini	Total Est. Cost of Project	STIP Amend. No.
14	0536(007)	153609D	WA-07505	22	0.110	CE	No	MP 5.20	MP 5.31	429,275	

SR 536/Kincaid St - Railroad Crossing Improvements

This project will install upgraded crossing detection and circuitry in Mount Vernon at the intersection of Kincaid St and 3rd St.

Funding

Phase	Start Date	Federal	Fund Code	Federal Funds		State Fund Code	State Funds	Local Funds	Total
CN	2017		HSIP	279,986			0	5,714	285,700
Project Totals				279,986			0	5,714	285,700

Expenditure Schedule

Phase	1st	2nd	3rd	4th	5th & 6th
CN	266,877	18,824	0	0	0
Totals	266,877	18,824	0	0	0

Washington State S. T. I. P.

2017 to 2020

(Project Funds to Nearest Dollar)

MPO/RTPO: SCOG

Y Inside

N Outside

November 17, 2017

County:

Agency: WSDOT - NW

Func Cls	Project Number	PIN	STIP ID	Imp Type	Total Project Length	Environmental Type	RW Required	Begin Termini	End Termini	Total Est. Cost of Project	STIP Amend. No.
14	0536(007)	153609C	WA-07504	22	0.150	CE	No	MP 4.97	MP 5.12	365,759	

SR 536/Montgomery St - Railroad Crossing Improvements

This project will install upgraded crossing detection and circuitry in Mount Vernon at the intersection with Montgomery St.

Funding

Phase	Start Date	Federal	Fund Code	Federal Funds		State Fund Code	State Funds	Local Funds	Total
CN	2017		HSIP	235,200			0	4,800	240,000
Project Totals				235,200			0	4,800	240,000

Expenditure Schedule

Phase	1st	2nd	3rd	4th	5th & 6th
CN	224,188	15,813	0	0	0
Totals	224,188	15,813	0	0	0

Washington State S. T. I. P.

2017 to 2020

(Project Funds to Nearest Dollar)

MPO/RTPO: SCOG

Y Inside

N Outside

November 17, 2017

County:

Agency: WSDOT - NW

Func Cls	Project Number	PIN	STIP ID	Imp Type	Total Project Length	Environmental Type	RW Required	Begin Termini	End Termini	Total Est. Cost of Project	STIP Amend. No.
16		153801C	WA-10415	21	2.080	CE	No	MP 0.58	MP 2.66	353,556	17-08

SR 538/Leigh Way to N 43rd Place - ADA Compliance

This project will evaluate and improve pedestrian safety by upgrading ADA sidewalk ramps within the project limits.

Funding

Phase	Start Date	Federal	Fund Code	Federal Funds		State Funds	Local Funds	Total
				Federal	State Fund Code			
PE	2019		STP	46,440		0	1,935	48,375
CN	2020		STP	299,077		0	6,104	305,181
Project Totals				345,517		0	8,039	353,556

Expenditure Schedule

Phase	1st	2nd	3rd	4th	5th & 6th
PE	0	0	40,099	8,276	0
CN	0	0	0	289,821	15,360
Totals	0	0	40,099	298,097	15,360

Washington State S. T. I. P.

2017 to 2020

(Project Funds to Nearest Dollar)

MPO/RTPO: SCOG

Y Inside

N Outside

November 17, 2017

County:

Agency: WSDOT - NW

Func Cls	Project Number	PIN	STIP ID	Imp Type	Total Project Length	Environmental Type	RW Required	Begin Termini	End Termini	Total Est. Cost of Project	STIP Amend. No.
07	0009(076)	100938C	WA-07776	21	1.450	CE	Yes	MP 53.15	MP 53.35	3,597,702	1709 AdMod

SR 9/Francis Rd - Intersection Improvements

Improve safety and reduce congestion at the intersection of SR 9 and Francis Road by constructing a roundabout.

Funding

Phase	Start Date	Federal	Fund Code	Federal Funds		State Fund Code	State Funds	Local Funds	Total
RW	2017		HSIP		693,840		0	14,160	708,000
CN	2017		STP		8,203		0	167	8,370
CN	2018		STP		1,587,244		0	32,393	1,619,637
CN	2019		STP		482,583		0	9,849	492,432
Project Totals					2,771,870		0	56,569	2,828,439

Expenditure Schedule

Phase	1st	2nd	3rd	4th	5th & 6th
RW	308,501	0	399,500	0	0
CN	8,370	1,619,637	492,431	0	0
Totals	316,871	1,619,637	891,931	0	0

Washington State S. T. I. P.

2017 to 2020

(Project Funds to Nearest Dollar)

MPO/RTPO: SCOG

Y Inside

N Outside

November 17, 2017

County:

Agency: WSDOT - NW

Func Cls	Project Number	PIN	STIP ID	Imp Type	Total Project Length	Environmental Type	RW Required	Begin Termini	End Termini	Total Est. Cost of Project	STIP Amend. No.
16	0020(191)	100957C	WA-08996	21	0.830	CE	No	MP 57.17	MP 58.00	501,958	

SR 9/SR 20 to Park Cottage PI - ADA Compliance

This project will evaluate and improve pedestrian safety by upgrading ADA sidewalk ramps within the project limits.

Funding

Phase	Start Date	Federal Fund Code	Federal Funds		State Fund Code	State Funds	Local Funds	Total
			Federal	State				
CN	2017	STP	423,598			0	8,644	432,242
Project Totals			423,598			0	8,644	432,242

Expenditure Schedule

Phase	1st	2nd	3rd	4th	5th & 6th
CN	978	411,171	20,093	0	0
Totals	978	411,171	20,093	0	0

Agency Totals for WSDOT - NW	Federal Funds		State Funds	Local Funds	Total
	Federal	State			
	40,039,526		11,250,435	854,784	52,144,745

Washington State S. T. I. P.

2017 to 2020

(Project Funds to Nearest Dollar)

MPO/RTPO: SRTC

Y Inside

N Outside

November 17, 2017

County: Spokane

Agency: Airway Heights

Func Cls	Project Number	PIN	STIP ID	Imp Type	Total Project Length	Environmental Type	RW Required	Begin Termini	End Termini	Total Est. Cost of Project	STIP Amend. No.
14			WA-08553	28	0.260	CE	No	Hayford Rd	Deer Heights Road	229,446	

Highway 2 Shared Use Path Gap Project

Construct new multi use pathway along south edge of US 2 between Hayford Rd and Deer Heights Rd

Funding

Phase	Start Date	Federal Funds		State Fund Code	State Funds	Local Funds	Total
		Federal	Fund Code				
PE	2018		TAP(UL)		0	3,221	23,862
CN	2019		TAP(UL)	177,830	0	27,754	205,584
Project Totals				198,471	0	30,975	229,446

Expenditure Schedule

Phase	1st	2nd	3rd	4th	5th & 6th
PE	0	23,862	0	0	0
CN	0	0	205,584	0	0
Totals	0	23,862	205,584	0	0

Federal Funds		State Funds	Local Funds	Total
Agency Totals for Airway Heights		0	30,975	229,446

Washington State S. T. I. P.

2017 to 2020

(Project Funds to Nearest Dollar)

MPO/RTPO: SRTC

Y Inside

N Outside

November 17, 2017

County: Spokane

Agency: Deer Park

Func Cls	Project Number	PIN	STIP ID	Imp Type	Total Project Length	Environmental Type	RW Required	Begin Termini	End Termini	Total Est. Cost of Project	STIP Amend. No.
07	Y329(012)		WA-07190	03	0.500	CE	No	Main Street	City Limits	588,207	

W. Crawford Preservation

Roadway repair of severe failures and repaving with HMA, roadway striping and some ADA ramp modifications.

Funding

Phase	Start Date	Federal Fund Code	Federal Funds		State Fund Code	State Funds	Local Funds	Total
			Federal	Fund Code				
CN	2017	STP(R)	467,615		TIB	72,500	0	540,115
Project Totals			467,615			72,500	0	540,115

Expenditure Schedule

Phase	1st	2nd	3rd	4th	5th & 6th
CN	540,115	0	0	0	0
Totals	540,115	0	0	0	0

Agency Totals for Deer Park	Federal Funds		State Funds	Local Funds	Total
	Federal	Fund Code			
Agency Totals for Deer Park	467,615		72,500	0	540,115

Washington State S. T. I. P.

2017 to 2020

(Project Funds to Nearest Dollar)

MPO/RTPO: SRTC

Y Inside

N Outside

November 17, 2017

County: Spokane

Agency: Fairfield

Func Cls	Project Number	PIN	STIP ID	Imp Type	Total Project Length	Environmental Type	RW Required	Begin Termini	End Termini	Total Est. Cost of Project	STIP Amend. No.
07			WA-08394	28	0.130	CE	No	Carlton Ave	Spokane Ave	179,363	

First Street Sidewalk Upgrades - Carlton Ave to Spokane Ave

Upgrade sidewalks and pedestrian signals on 1st Street from Carlton Avenue to Spokane Avenue

Funding

Phase	Start Date	Federal	Fund Code	Federal Funds		State Funds	Local Funds	Total
				Federal	State Fund Code			
PE	2018		TAP(R)	22,541		0	0	22,541
CN	2019		TAP(R)	156,822		0	0	156,822
Project Totals				179,363		0	0	179,363

Expenditure Schedule

Phase	1st	2nd	3rd	4th	5th & 6th
PE	0	22,541	0	0	0
CN	0	0	156,882	0	0
Totals	0	22,541	156,882	0	0

Federal Funds				State Funds	Local Funds	Total
Agency Totals for Fairfield				0	0	179,363

Washington State S. T. I. P.

2017 to 2020

(Project Funds to Nearest Dollar)

MPO/RTPO: SRTC

Y Inside

N Outside

November 17, 2017

County: Spokane

Agency: Millwood

Func Cls	Project Number	PIN	STIP ID	Imp Type	Total Project Length	Environmental Type	RW Required	Begin Termini	End Termini	Total Est. Cost of Project	STIP Amend. No.
14			WA-09830	03	0.170	CE	Yes	Empire Ave	Liberty Ave	1,437,100	1706 AdMod

Argonne Road, Empire to Liberty Congestion Relief

This project will add left turn lanes at the signalized intersections of Argonne/Empire(Euclid) and Argonne/Liberty and the unsignalized intersection at Argonne/Dalton.

Funding

Phase	Start Date	Federal Fund Code	Federal Funds		State Fund Code	State Funds	Local Funds	Total
			Federal	Funds				
PE	2017	CMAQ		121,619		0	18,981	140,600
RW	2017	CMAQ		83,473		0	13,027	96,500
Project Totals				205,092		0	32,008	237,100

Expenditure Schedule

Phase	1st	2nd	3rd	4th	5th & 6th
PE	140,600	0	0	0	0
RW	96,500	0	0	0	0
Totals	237,100	0	0	0	0

Washington State S. T. I. P.

2017 to 2020

(Project Funds to Nearest Dollar)

MPO/RTPO: SRTC

Y Inside

N Outside

November 17, 2017

County: Spokane

Agency: Millwood

Func Cls	Project Number	PIN	STIP ID	Imp Type	Total Project Length	Environmental Type	RW Required	Begin Termini	End Termini	Total Est. Cost of Project	STIP Amend. No.
00	0780(002)		WA-03933	28	1.080	CE	Yes	Vista Rd	Trent Ave	1,660,496	17-10

Millwood Interurban Trail

Design and build a non-motorized shared bike/pedestrian trail through Millwood.

Funding

Phase	Start Date	Federal Funds		State Fund Code	State Funds	Local Funds	Total
		Federal	Fund Code				
RW	2018	0		Ped/Bike Program	10,000	0	10,000
CN	2018	0		Ped/Bike Program	1,457,796	100,000	1,557,796
Project Totals		0			1,467,796	100,000	1,567,796

Expenditure Schedule

Phase	1st	2nd	3rd	4th	5th & 6th
RW	0	10,000	0	0	0
CN	0	1,557,796	0	0	0
Totals	0	1,567,796	0	0	0

Federal Funds		State Funds	Local Funds	Total
Agency Totals for Millwood		205,092	1,467,796	1,804,896

Washington State S. T. I. P.

2017 to 2020

(Project Funds to Nearest Dollar)

MPO/RTPO: SRTC

Y Inside

N Outside

November 17, 2017

County: Spokane

Agency: Spangle

Func Cls	Project Number	PIN	STIP ID	Imp Type	Total Project Length	Environmental Type	RW Required	Begin Termini	End Termini	Total Est. Cost of Project	STIP Amend. No.
06	1215(002)		WA-07532	47		CE	No	various	various	270,700	17-02

Scour Protection for Bridges

Scour protection for 1st, 2nd, 3rd & Main Street bridges

Funding

Phase	Start Date	Federal	Fund Code	Federal Funds		State Funds	Local Funds	Total
				Federal Funds	State Fund Code			
CN	2017		STP(BR)	7,101		0	0	7,101
Project Totals				7,101		0	0	7,101

Expenditure Schedule

Phase	1st	2nd	3rd	4th	5th & 6th
CN	7,101	0	0	0	0
Totals	7,101	0	0	0	0

Agency Totals for Spangle	Federal Funds		State Funds	Local Funds	Total
	Federal Funds	State Funds			
Agency Totals for Spangle	7,101		0	0	7,101

Washington State S. T. I. P.

2017 to 2020

(Project Funds to Nearest Dollar)

MPO/RTPO: SRTC

Y Inside

N Outside

November 17, 2017

County: Spokane

Agency: Spokane

Func Cls	Project Number	PIN	STIP ID	Imp Type	Total Project Length	Environmental Type	RW Required	Begin Termini	End Termini	Total Est. Cost of Project	STIP Amend. No.
14	1220(030)		WA-09231	28	0.000	CE	No	Various	Various	2,001,907	

2013 Downtown Pedestrian Improvements

Replace damaged sidewalk, improve ADA curb ramps; street tree infill, replacement of hazardous street tree grates; Installation of bike racks, trash receptacles, and planters.

Funding

Phase	Start Date	Federal	Fund Code	Federal Funds	State Fund Code	State Funds	Local Funds	Total
CN	2018		TAP(UL)	996,860	TIB	475,935	338,440	1,811,235
Project Totals				996,860		475,935	338,440	1,811,235

Expenditure Schedule

Phase	1st	2nd	3rd	4th	5th & 6th
CN	0	1,811,235	0	0	0
Totals	0	1,811,235	0	0	0

Washington State S. T. I. P.

2017 to 2020

(Project Funds to Nearest Dollar)

MPO/RTPO: SRTC

Y Inside

N Outside

November 17, 2017

County: Spokane

Agency: Spokane

Func Cls	Project Number	PIN	STIP ID	Imp Type	Total Project Length	Environmental Type	RW Required	Begin Termini	End Termini	Total Est. Cost of Project	STIP Amend. No.
19	3960(002)		WA-06124	03	0.360	CE	No	Phoebe Drive	Strong Road	2,195,000	

Barnes Road from Phoebe Drive to Strong Road

Construct paved roadway to including curbing, sidewalk, and storm drainage swales.

Funding

Phase	Start Date	Federal	Fund Code	Federal Funds		State Fund Code	State Funds	Local Funds	Total
CN	2018		CMAQ	1,708,375			0	266,625	1,975,000
Project Totals				1,708,375			0	266,625	1,975,000

Expenditure Schedule

Phase	1st	2nd	3rd	4th	5th & 6th
CN	0	1,975,000	0	0	0
Totals	0	1,975,000	0	0	0

Washington State S. T. I. P.

2017 to 2020

(Project Funds to Nearest Dollar)

MPO/RTPO: SRTC

Y Inside

N Outside

November 17, 2017

County: Spokane

Agency: Spokane

Func Cls	Project Number	PIN	STIP ID	Imp Type	Total Project Length	Environmental Type	RW Required	Begin Termini	End Termini	Total Est. Cost of Project	STIP Amend. No.
00	1220(036)		WA-09829	28	0.860	CE	Yes	Summit Blvd	Pettet Dr	1,885,000	17-07

Centennial Trail Gap, Summit Blvd to Pettet Drive

Construct a multi-use trail outside of the roadway paralleling Summit Blvd and connecting from Boone Ave to Pettet Dr. This new trail segment will fill a gap in the Centennial Trail.

Funding

Phase	Start Date	Federal	Fund Code	Federal Funds	State Fund Code	State Funds	Local Funds	Total
PE	2017		CMAQ	150,000		0	23,411	173,411
RW	2019			0		0	250,000	250,000
Project Totals				150,000		0	273,411	423,411

Expenditure Schedule

Phase	1st	2nd	3rd	4th	5th & 6th
PE	173,411	0	0	0	0
RW	0	0	250,000	0	0
Totals	173,411	0	250,000	0	0

Washington State S. T. I. P.

2017 to 2020

(Project Funds to Nearest Dollar)

MPO/RTPO: SRTC

Y Inside

N Outside

November 17, 2017

County: Spokane

Agency: Spokane

Func Cls	Project Number	PIN	STIP ID	Imp Type	Total Project Length	Environmental Type	RW Required	Begin Termini	End Termini	Total Est. Cost of Project	STIP Amend. No.
14	1220(033)		WA-06972	03	0.190	CE	Yes	Southeast end of Mission Park	Centennial Trail at Mission Ave.	492,500	

Centennial Trail, Mission Ave. Gap Phase 1: Surface Improvements

Remove easterly portion of the Mission Park parking lot, Construct extension of parking lot to south; Modify existing parking lot entry; Remove and widen sidewalk on Mission Ave; Realign trail away from the BNSF ROW; Provide landscaping.

Funding

Phase	Start Date	Federal Fund Code	Federal Funds		State Fund Code	State Funds	Local Funds	Total
			Federal	Funds				
RW	2017	STP(UL)		27,000		0	3,000	30,000
CN	2017	STP(UL)		371,925		0	41,325	413,250
Project Totals				398,925		0	44,325	443,250

Expenditure Schedule

Phase	1st	2nd	3rd	4th	5th & 6th
RW	30,000	0	0	0	0
CN	413,250	0	0	0	0
Totals	443,250	0	0	0	0

Washington State S. T. I. P.

2017 to 2020

(Project Funds to Nearest Dollar)

MPO/RTPO: SRTC

Y Inside

N Outside

November 17, 2017

County: Spokane

Agency: Spokane

Func Cls	Project Number	PIN	STIP ID	Imp Type	Total Project Length	Environmental Type	RW Required	Begin Termini	End Termini	Total Est. Cost of Project	STIP Amend. No.
00	1220(034)		WA-08161	38	1.700	CE	No	Spokane Falls Blvd	Euclid Ave	1,206,556	

Cincinnati Greenway - Spokane Falls Blvd to Euclid Ave

Construct bumpouts, ADA ramps, traffic circles; Construct infill sidewalk, and remove / replace damaged sidewalk; Install pedestrian lighting, wayfinding signage, and landscaping as part of Greenway improvements.

Funding

Phase	Start Date	Federal	Fund Code	Federal Funds	State Fund Code	State Funds	Local Funds	Total
CN	2019		CMAQ	420,344		0	711,752	1,132,096
Project Totals				420,344		0	711,752	1,132,096

Expenditure Schedule

Phase	1st	2nd	3rd	4th	5th & 6th
CN	0	0	1,132,096	0	0
Totals	0	0	1,132,096	0	0

Washington State S. T. I. P.

2017 to 2020

(Project Funds to Nearest Dollar)

MPO/RTPO: SRTC

Y Inside

N Outside

November 17, 2017

County: Spokane

Agency: Spokane

Func Cls	Project Number	PIN	STIP ID	Imp Type	Total Project Length	Environmental Type	RW Required	Begin Termini	End Termini	Total Est. Cost of Project	STIP Amend. No.
16	3991(003)		WA-07598	04	2.000	CE	Yes	Euclid Ave	Francis Ave	730,000	

Crestline Street Lane Reduction, Euclid Ave to Francis Ave.

Restripe existing 4-lane road to 2 lanes with a two way left turn lane and bike lanes.

Funding

Phase	Start Date	Federal	Fund Code	Federal Funds		State Fund Code	State Funds	Local Funds	Total
RW	2017		HSIP	13,500			0	1,500	15,000
CN	2017		HSIP	651,084			0	0	651,084
Project Totals				664,584			0	1,500	666,084

Expenditure Schedule

Phase	1st	2nd	3rd	4th	5th & 6th
RW	15,000	0	0	0	0
CN	651,084	0	0	0	0
Totals	666,084	0	0	0	0

Washington State S. T. I. P.

2017 to 2020

(Project Funds to Nearest Dollar)

MPO/RTPO: SRTC

Y Inside

N Outside

November 17, 2017

County: Spokane

Agency: Spokane

Func Cls	Project Number	PIN	STIP ID	Imp Type	Total Project Length	Environmental Type	RW Required	Begin Termini	End Termini	Total Est. Cost of Project	STIP Amend. No.
14	0002(314)		WA-09213	04	0.750		Yes	I-90	Spokane Falls Blvd.	3,853,686	

Division St. Gateway: Division St, I-90 to Spokane Falls Blvd

Grind and overlay Division between 3rd Avenue and Spokane Falls Blvd; restripe lanes to reduce travel lanes; construct sidewalk bumpouts; install new street furniture, lighting and landscaping as gateway improvement.

Funding

Phase	Start Date	Federal	Fund Code	Federal Funds	State Fund Code	State Funds	Local Funds	Total
RW	2017		STP(UL)	233,766		0	0	233,766
CN	2018		STP(UL)	3,259,920		0	0	3,259,920
Project Totals				3,493,686		0	0	3,493,686

Expenditure Schedule

Phase	1st	2nd	3rd	4th	5th & 6th
RW	233,766	0	0	0	0
CN	0	3,259,920	0	0	0
Totals	233,766	3,259,920	0	0	0

Washington State S. T. I. P.

2017 to 2020

(Project Funds to Nearest Dollar)

MPO/RTPO: SRTC

Y Inside

N Outside

November 17, 2017

County: Spokane

Agency: Spokane

Func Cls	Project Number	PIN	STIP ID	Imp Type	Total Project Length	Environmental Type	RW Required	Begin Termini	End Termini	Total Est. Cost of Project	STIP Amend. No.
00			WA-08156	15	1.600	CE	No	Milton/lindeke	Sandifur Bridge	250,000	

Fish Lake Trail To Centennial Trail Connection

Design study for multi-use trail connection between the Fish Lake Trailhead at Milton/Lindeke and the proposed South Gorge/Centennial trailhead at Peoples' Park. Review alternatives and determine preferred route.

Funding

Phase	Start Date	Federal	Fund Code	Federal Funds	State Fund Code	State Funds	Local Funds	Total
PE	2019		TAP(UL)	166,250		0	83,750	250,000
Project Totals				166,250		0	83,750	250,000

Expenditure Schedule

Phase	1st	2nd	3rd	4th	5th & 6th
PE	0	250,000	0	0	0
Totals	0	250,000	0	0	0

Washington State S. T. I. P.

2017 to 2020

(Project Funds to Nearest Dollar)

MPO/RTPO: SRTC

Y Inside

N Outside

November 17, 2017

County: Spokane

Agency: Spokane

Func Cls	Project Number	PIN	STIP ID	Imp Type	Total Project Length	Environmental Type	RW Required	Begin Termini	End Termini	Total Est. Cost of Project	STIP Amend. No.
14	3975(002)		WA-08163	04	0.600	CE	Yes	Desmet Ave	North Foothills Dr.	4,306,087	

Hamilton Street Corridor Intersection Improvements - Desmet Ave to North Foothills Dr

Upgrade the traffic signal system at five intersections on Hamilton Street including Sharp Ave., Mission Ave., Indiana Ave., Illinois Ave., and North Foothills Dr. to accommodate the addition of protected left turning phases for all approaches. Left turn pockets may be extended to accommodate expected queue lengths. A new traffic signal or HAWK will be constructed at the intersection of Hamilton/Desmet to replace the existing rapid flash beacon. Construct curb ramp improvements and update pedestrian signals to ADA compliance.

Funding

Phase	Start Date	Federal	Fund Code	Federal Funds		State Funds	Local Funds	Total
				Federal	State Fund Code			
RW	2018		CMAQ	86,450		0	43,550	130,000
CN	2019		CMAQ	2,638,066		0	1,328,951	3,967,017
Project Totals				2,724,516		0	1,372,501	4,097,017

Expenditure Schedule

Phase	1st	2nd	3rd	4th	5th & 6th
RW	0	130,000	0	0	0
CN	0	0	3,967,017	0	0
Totals	0	130,000	3,967,017	0	0

Washington State S. T. I. P.

2017 to 2020

(Project Funds to Nearest Dollar)

MPO/RTPO: SRTC

Y Inside

N Outside

November 17, 2017

County: Spokane

Agency: Spokane

Func Cls	Project Number	PIN	STIP ID	Imp Type	Total Project Length	Environmental Type	RW Required	Begin Termini	End Termini	Total Est. Cost of Project	STIP Amend. No.
14	3900(005)		WA-07596	04	0.860	CE	Yes	Maple St.	Washington St.	474,000	1709 AdMod

Maxwell-Mission Ave Lane Reduction, Maple St to Washington St.

Restripe 5-lane road to 3 lanes with bike lanes, add pedestrian bump-outs at three locations.

Funding

Phase	Start Date	Federal	Fund Code	Federal Funds		State Fund Code	State Funds	Local Funds	Total
RW	2017		HSIP	6,300			0	700	7,000
CN	2017		HSIP	389,000			0	34,000	423,000
Project Totals				395,300			0	34,700	430,000

Expenditure Schedule

Phase	1st	2nd	3rd	4th	5th & 6th
RW	7,000	0	0	0	0
CN	430,000	0	0	0	0
Totals	437,000	0	0	0	0

Washington State S. T. I. P.

2017 to 2020

(Project Funds to Nearest Dollar)

MPO/RTPO: SRTC

Y Inside

N Outside

November 17, 2017

County: Spokane

Agency: Spokane

Func Cls	Project Number	PIN	STIP ID	Imp Type	Total Project Length	Environmental Type	RW Required	Begin Termini	End Termini	Total Est. Cost of Project	STIP Amend. No.
00			WA-08404	28	2.140	CE	No	Spokane Community College	Felts Field	1,350,000	

Millwood Trail, from Spokane Community College to Felts Field

Construct paved multiuse path along south side of Spokane River from Spokane Community College to Felts Field

Funding

Phase	Start Date	Federal Funds		State Fund Code	State Funds	Local Funds	Total
		Federal	Fund Code				
RW	2020				0	100,000	100,000
Project Totals					0	100,000	100,000

Expenditure Schedule

Phase	1st	2nd	3rd	4th	5th & 6th
RW	0	0	0	100,000	0
CN	0	0	0	0	1,000,000
Totals	0	0	0	100,000	1,000,000

Washington State S. T. I. P.

2017 to 2020

(Project Funds to Nearest Dollar)

MPO/RTPO: SRTC

Y Inside

N Outside

November 17, 2017

County: Spokane

Agency: Spokane

Func Cls	Project Number	PIN	STIP ID	Imp Type	Total Project Length	Environmental Type	RW Required	Begin Termini	End Termini	Total Est. Cost of Project	STIP Amend. No.
14	3900(004)		WA-06975	04	0.600	CE	Yes	Division St	Hamilton St	1,576,000	

Mission Ave, Division St to Hamilton St.

Grind and overlay Mission Avenue between Division Street and Hamilton Street. Construct ADA ramp improvements, install signal detection at Division, Ruby and Hamilton crossings, widen sidewalks near Hamilton, construct STA bus pads, improve Mission Ave crosswalks.

Funding

Phase	Start Date	Federal	Fund Code	Federal Funds		State Fund Code	State Funds	Local Funds	Total
RW	2017		STP(UL)		110,000		0	0	110,000
CN	2018		STP(UL)		1,308,400		0	0	1,308,400
Project Totals					1,418,400		0	0	1,418,400

Expenditure Schedule

Phase	1st	2nd	3rd	4th	5th & 6th
RW	110,000	0	0	0	0
CN	0	1,308,400	0	0	0
Totals	110,000	1,308,400	0	0	0

Washington State S. T. I. P.

2017 to 2020

(Project Funds to Nearest Dollar)

MPO/RTPO: SRTC

Y Inside

N Outside

November 17, 2017

County: Spokane

Agency: Spokane

Func Cls	Project Number	PIN	STIP ID	Imp Type	Total Project Length	Environmental Type	RW Required	Begin Termini	End Termini	Total Est. Cost of Project	STIP Amend. No.
14			WA-10759	04	0.620	CE	No	Chelan Ave (100' N)	Kiernan Ave	4,224,407	17-10

Monroe Street Lane Reduction and Hardscape, Chelan Ave to Kiernan Ave

Rehabilitation of pavement; restripe North Monroe Street from 5 lanes to 3 lanes; widened sidewalks, curb extensions, and pedestrian crossing improvements. Also the project will include street furniture, pedestrian lighting, and updated stormwater facilities.

Funding

Phase	Start Date	Federal	Fund Code	Federal Funds		State Fund Code	State Funds	Local Funds	Total
PE	2017		HSIP	97,100		Ped/Bike Program	16,500	21,900	135,500
CN	2018		HSIP	1,789,500		Ped/Bike Program	146,900	2,152,507	4,088,907
Project Totals				1,886,600			163,400	2,174,407	4,224,407

Expenditure Schedule

Phase	1st	2nd	3rd	4th	5th & 6th
PE	135,500	0	0	0	0
CN	0	3,653,016	405,891	0	0
Totals	135,500	3,653,016	405,891	0	0

Washington State S. T. I. P.

2017 to 2020

(Project Funds to Nearest Dollar)

MPO/RTPO: SRTC

Y Inside

N Outside

November 17, 2017

County: Spokane

Agency: Spokane

Func Cls	Project Number	PIN	STIP ID	Imp Type	Total Project Length	Environmental Type	RW Required	Begin Termini	End Termini	Total Est. Cost of Project	STIP Amend. No.
14			WA-07601	04	0.520	CE	Yes	Indiana Ave	Chelan Ave (100' N)	4,224,406	17-10

Monroe Street Lane Reduction and Hardscape, Indiana Ave to Chelan Ave

Rehabilitation of pavement; Restripe North Monroe Street from 5 lanes to 3 lanes; widened sidewalks, curb extensions, and pedestrian crossing improvements. Also the project will include street furniture, pedestrian lighting, and updated stormwater facilities. The signal at Montgomery will be assessed and modified for pedestrian prioritization.

Funding

Phase	Start Date	Federal	Fund Code	Federal Funds		State Funds	Local Funds	Total
				Fund Code	State Fund Code			
PE	2017		HSIP	97,100	Ped/Bike Program	16,500	21,900	135,500
RW	2017		HSIP	27,000		0	3,000	30,000
CN	2018		HSIP	1,762,500	Ped/Bike Program	146,900	2,149,506	4,058,906
Project Totals				1,886,600		163,400	2,174,406	4,224,406

Expenditure Schedule

Phase	1st	2nd	3rd	4th	5th & 6th
PE	135,500	0	0	0	0
RW	30,000	0	0	0	0
CN	0	3,653,015	405,891	0	0
Totals	165,500	3,653,015	405,891	0	0

Washington State S. T. I. P.

2017 to 2020

(Project Funds to Nearest Dollar)

MPO/RTPO: SRTC

Y Inside

N Outside

November 17, 2017

County: Spokane

Agency: Spokane

Func Cls	Project Number	PIN	STIP ID	Imp Type	Total Project Length	Environmental Type	RW Required	Begin Termini	End Termini	Total Est. Cost of Project	STIP Amend. No.
16			WA-02363	08	0.200	CE	Yes	Spokane Falls Boulevard	Bridge Avenue	8,857,000	

Post St. Utility Bridge

Demolish existing vehicular bridge and replace with utility/pedestrian bridge.

Funding

Phase	Start Date	Federal	Fund Code	Federal Funds		State Funds	Local Funds	Total
				Federal	State Fund Code			
RW	2018					0	100,000	100,000
CN	2019		DEMO	1,372,000		0	6,373,000	7,745,000
Project Totals				1,372,000		0	6,473,000	7,845,000

Expenditure Schedule

Phase	1st	2nd	3rd	4th	5th & 6th
RW	0	100,000	0	0	0
CN	0	0	7,745,000	0	0
Totals	0	100,000	7,745,000	0	0

Washington State S. T. I. P.

2017 to 2020

(Project Funds to Nearest Dollar)

MPO/RTPO: SRTC

Y Inside

N Outside

November 17, 2017

County: Spokane

Agency: Spokane

Func Cls	Project Number	PIN	STIP ID	Imp Type	Total Project Length	Environmental Type	RW Required	Begin Termini	End Termini	Total Est. Cost of Project	STIP Amend. No.
19	3930(001)		WA-08175	28	0.380	CE	Yes	Varies	Varies	723,000	

Regal-Bemiss-Shaw Ped Safety

Construct pedestrian facilities along the primary walking routes for the three schools.

Funding

Phase	Start Date	Federal	Fund Code	Federal Funds		State Fund Code	State Funds	Local Funds	Total
RW	2017		TAP(SR)	14,400			0	1,600	16,000
CN	2017		TAP(SR)	469,500			0	153,500	623,000
Project Totals				483,900			0	155,100	639,000

Expenditure Schedule

Phase	1st	2nd	3rd	4th	5th & 6th
RW	16,000	0	0	0	0
CN	623,000	0	0	0	0
Totals	639,000	0	0	0	0

Washington State S. T. I. P.

2017 to 2020

(Project Funds to Nearest Dollar)

MPO/RTPO: SRTC

Y Inside

N Outside

November 17, 2017

County: Spokane

Agency: Spokane

Func Cls	Project Number	PIN	STIP ID	Imp Type	Total Project Length	Environmental Type	RW Required	Begin Termini	End Termini	Total Est. Cost of Project	STIP Amend. No.
19	3881(008)		WA-08174	28	1.120	CE	Yes	Varies	Varies	829,200	

Ridgeview Elementary Ped Safety

Construct pedestrian facilities along the primary walking routes.

Funding

Phase	Start Date	Federal	Fund Code	Federal Funds		State Fund Code	State Funds	Local Funds	Total
RW	2017		TAP(SR)	14,500			0	500	15,000
CN	2017		TAP(SR)	708,200			0	23,000	731,200
Project Totals				722,700			0	23,500	746,200

Expenditure Schedule

Phase	1st	2nd	3rd	4th	5th & 6th
RW	15,000	0	0	0	0
CN	731,200	0	0	0	0
Totals	746,200	0	0	0	0

Washington State S. T. I. P.

2017 to 2020

(Project Funds to Nearest Dollar)

MPO/RTPO: SRTC

Y Inside

N Outside

November 17, 2017

County: Spokane

Agency: Spokane

Func Cls	Project Number	PIN	STIP ID	Imp Type	Total Project Length	Environmental Type	RW Required	Begin Termini	End Termini	Total Est. Cost of Project	STIP Amend. No.
00			WA-08162	38		CE	No	Varies	Varies	80,000	

Spokane Bike Share

Installation of a bike share program.

Funding

Phase	Start Date	Federal	Fund Code	Federal Funds		State Fund Code	State Funds	Local Funds	Total
PE	2018		CMAQ	53,200			0	26,800	80,000
Project Totals				53,200			0	26,800	80,000

Expenditure Schedule

Phase	1st	2nd	3rd	4th	5th & 6th
PE	0	80,000	0	0	0
Totals	0	80,000	0	0	0

Washington State S. T. I. P.

2017 to 2020

(Project Funds to Nearest Dollar)

MPO/RTPO: SRTC

Y Inside

N Outside

November 17, 2017

County: Spokane

Agency: Spokane

Func Cls	Project Number	PIN	STIP ID	Imp Type	Total Project Length	Environmental Type	RW Required	Begin Termini	End Termini	Total Est. Cost of Project	STIP Amend. No.
14			WA-10758	05	4.010	CE	Yes	NA	NA	7,755,659	17-10

Spokane Street Preservation - North

Preservation resurfacing of 6 street segments including: Maple St from Rowan to Country Homes, Ash St from Rowan to Country Homes, Nevada St from Wellesley to Francis, Wellesley Ave from Driscoll to Milton, Mission Ave from Greene to Trent, and Sprague Ave from Scott to Ivory. This project will be constructed under one contract, although the contract delivery timeframe will have an open schedule to allow construction to be completed over a 2-to 3-year period. This is necessary to coordinate with other street project impacts across the city.

Funding

Phase	Start Date	Federal Fund Code	Federal Funds		State Fund Code	State Funds	Local Funds	Total
			Federal	Fund Code				
PE	2017	NHPP	425,224			0	234,354	659,578
RW	2018	NHPP	46,933			0	25,867	72,800
CN	2018	NHPP	4,527,843			0	2,495,438	7,023,281
Project Totals			5,000,000			0	2,755,659	7,755,659

Expenditure Schedule

Phase	1st	2nd	3rd	4th	5th & 6th
PE	59,578	600,000	0	0	0
RW	0	72,800	0	0	0
CN	0	7,023,281	0	0	0
Totals	59,578	7,696,081	0	0	0

Washington State S. T. I. P.

2017 to 2020

(Project Funds to Nearest Dollar)

MPO/RTPO: SRTC

Y Inside

N Outside

November 17, 2017

County: Spokane

Agency: Spokane

Func Cls	Project Number	PIN	STIP ID	Imp Type	Total Project Length	Environmental Type	RW Required	Begin Termini	End Termini	Total Est. Cost of Project	STIP Amend. No.
19			WA-09203	28	0.060	EIS	Yes	Sprague Avenue	Riverside Avenue	1,052,485	

Sprague Ave at Sherman St. Pedestrian Plaza

Phase 1 of University District Pedestrian Bridge to provide pedestrian plaza to allow access to Sprague Avenue, mass transit stop.

Funding

Phase	Start Date	Federal	Fund Code	Federal Funds		State Fund Code	State Funds	Local Funds	Total
CN	2017		TAP(UL)	700,000			0	352,485	1,052,485
Project Totals				700,000			0	352,485	1,052,485

Expenditure Schedule

Phase	1st	2nd	3rd	4th	5th & 6th
CN	1,052,485	0	0	0	0
Totals	1,052,485	0	0	0	0

Washington State S. T. I. P.

2017 to 2020

(Project Funds to Nearest Dollar)

MPO/RTPO: SRTC

Y Inside

N Outside

November 17, 2017

County: Spokane

Agency: Spokane

Func Cls	Project Number	PIN	STIP ID	Imp Type	Total Project Length	Environmental Type	RW Required	Begin Termini	End Termini	Total Est. Cost of Project	STIP Amend. No.
14	3840(012)		WA-09828	04	0.670	CE	Yes	Browne St	Scott St	5,014,640	17-07

Sprague Avenue Investment Phase II - Browne St to Scott St

Pavement reconstruction with lane reconfiguration from 4 lanes to 3 lanes with updates to sidewalks, utilities, and transit stops as needed.

Funding

Phase	Start Date	Federal	Fund Code	Federal Funds		State Fund Code	State Funds	Local Funds	Total
PE	2018		STP(UL)	440,000			0	0	440,000
RW	2018			0			0	70,000	70,000
Project Totals				440,000			0	70,000	510,000

Expenditure Schedule

Phase	1st	2nd	3rd	4th	5th & 6th
PE	40,000	400,000	0	0	0
RW	0	70,000	0	0	0
Totals	40,000	470,000	0	0	0

Washington State S. T. I. P.

2017 to 2020

(Project Funds to Nearest Dollar)

MPO/RTPO: SRTC

Y Inside

N Outside

November 17, 2017

County: Spokane

Agency: Spokane

Func Cls	Project Number	PIN	STIP ID	Imp Type	Total Project Length	Environmental Type	RW Required	Begin Termini	End Termini	Total Est. Cost of Project	STIP Amend. No.
14	3756(005)		WA-06973	04	1.440	CE	Yes	Royal Street	Lindeke Boulevard	3,655,632	1706 AdMod

Sunset Boulevard, Royal St. to Lindeke St.

Replacement of pavement surface on Sunset Boulevard between Lindeke Street and Royal Street; Construct bicycle lanes and sidewalk facilities; Upgrade drainage facilities.

Funding

Phase	Start Date	Federal Fund Code	Federal Funds		State Fund Code	State Funds	Local Funds	Total
			Federal	Funds				
RW	2018	STP(UL)		257,832		0	92,168	350,000
CN	2019	STP(UL)		2,165,836		0	774,233	2,940,069
Project Totals				2,423,668		0	866,401	3,290,069

Expenditure Schedule

Phase	1st	2nd	3rd	4th	5th & 6th
RW	0	350,000	0	0	0
CN	0	0	2,940,069	0	0
Totals	0	350,000	2,940,069	0	0

Washington State S. T. I. P.

2017 to 2020

(Project Funds to Nearest Dollar)

MPO/RTPO: SRTC

Y Inside

N Outside

November 17, 2017

County: Spokane

Agency: Spokane

Func Cls	Project Number	PIN	STIP ID	Imp Type	Total Project Length	Environmental Type	RW Required	Begin Termini	End Termini	Total Est. Cost of Project	STIP Amend. No.
14			WA-08171	28	3.200	CE	Yes	Royal St.	Deer Heights Rd	1,710,000	

Sunset Hwy (US2) Bicycle Facilities/Shared Use Path

Construct shared use path along Sunset between Deer Heights and Royal; Construct sidewalk segments to support transit stop locations; Provide pedestrian crossings with refuge islands at key crossing locations.

Funding

Phase	Start Date	Federal	Fund Code	Federal Funds	State Fund Code	State Funds	Local Funds	Total
PE	2020		CMAQ	353,305		0	88,326	441,631
RW	2020			0		0	163,500	163,500
Project Totals				353,305		0	251,826	605,131

Expenditure Schedule

Phase	1st	2nd	3rd	4th	5th & 6th
PE	0	0	0	441,631	0
RW	0	0	0	163,500	0
CN	0	0	0	0	1,104,869
Totals	0	0	0	605,131	1,104,869

Washington State S. T. I. P.

2017 to 2020

(Project Funds to Nearest Dollar)

MPO/RTPO: SRTC

Y Inside

N Outside

November 17, 2017

County: Spokane

Agency: Spokane

Func Cls	Project Number	PIN	STIP ID	Imp Type	Total Project Length	Environmental Type	RW Required	Begin Termini	End Termini	Total Est. Cost of Project	STIP Amend. No.
19			WA-04813	28		EA	Yes	E Riverside Ave	Martin Luther King Jr. Way	13,043,769	

University District Pedestrian Bicycle Bridge

Construct a new pedestrian Bridge to span BNSF Rail lines and Martin Luther King Way between East Riverside Ave and WSU Spokane campus; landscaping, pedestrian lighting.

Funding

Phase	Start Date	Federal	Fund Code	Federal Funds	State Fund Code	State Funds	Local Funds	Total
CN	2017			0	Ped/Bike Program	8,800,000	0	8,800,000
Project Totals				0		8,800,000	0	8,800,000

Expenditure Schedule

Phase	1st	2nd	3rd	4th	5th & 6th
CN	6,000,000	2,800,000	0	0	0
Totals	6,000,000	2,800,000	0	0	0

	Federal Funds	State Funds	Local Funds	Total
Agency Totals for Spokane	27,859,213	9,602,735	18,550,588	56,012,536

Washington State S. T. I. P.

2017 to 2020

(Project Funds to Nearest Dollar)

MPO/RTPO: SRTC

Y Inside

N Outside

November 17, 2017

County: Spokane

Agency: Spokane Co.

Func Cls	Project Number	PIN	STIP ID	Imp Type	Total Project Length	Environmental Type	RW Required	Begin Termini	End Termini	Total Est. Cost of Project	STIP Amend. No.
07	M325(007)		WA-06759	05	1.580	CE	No	MP 2.55	MP 4.13	1,685,000	

Argonne Road - MP 2.55 to MP 4.13

This project will construct a grind and overlay of HMA over the entire roadway including a minimum of 1' of the shoulders.

Funding

Phase	Start Date	Federal	Fund Code	Federal Funds		State Funds	Local Funds	Total
				Fund Code	Funds			
CN	2018		STP(R)		1,373,031	0	214,288	1,587,319
Project Totals					1,373,031	0	214,288	1,587,319

Expenditure Schedule

Phase	1st	2nd	3rd	4th	5th & 6th
CN	0	1,587,046	0	0	0
Totals	0	1,587,046	0	0	0

Washington State S. T. I. P.

2017 to 2020

(Project Funds to Nearest Dollar)

MPO/RTPO: SRTC

Y Inside

N Outside

November 17, 2017

County: Spokane

Agency: Spokane Co.

Func Cls	Project Number	PIN	STIP ID	Imp Type	Total Project Length	Environmental Type	RW Required	Begin Termini	End Termini	Total Est. Cost of Project	STIP Amend. No.
06	M320(002)	S 06-15	CRP-2620	03	1.180	DCE	Yes	Urban Boundary	East Weile Road	15,256,654	

Bigelow Gulch/Forker Connector - Project 2

Reconstruct the existing roadway and realign for safety. Construction of 4 lane roadway with a median, and wide shoulders for pedestrian and bicycle traffic.

Funding

Phase	Start Date	Federal	Fund Code	Federal Funds		State Fund Code	State Funds	Local Funds	Total
RW	2017		STP(R)	56,000		CRAB	184,000	0	240,000
RW	2018		STP(R)	73,000		CRAB	655,000	0	728,000
CN	2019			0		CRAB	785,000	0	785,000
CN	2019		STP(R)	1,668,819		FMSIB	1,690,000	0	3,358,819
Project Totals				1,797,819			3,314,000	0	5,111,819

Expenditure Schedule

Phase	1st	2nd	3rd	4th	5th & 6th
RW	240,000	728,000	0	0	0
CN	0	0	2,475,000	0	9,018,181
Totals	240,000	728,000	2,475,000	0	9,018,181

Washington State S. T. I. P.

2017 to 2020

(Project Funds to Nearest Dollar)

MPO/RTPO: SRTC

Y Inside

N Outside

November 17, 2017

County: Spokane

Agency: Spokane Co.

Func Cls	Project Number	PIN	STIP ID	Imp Type	Total Project Length	Environmental Type	RW Required	Begin Termini	End Termini	Total Est. Cost of Project	STIP Amend. No.
06	M320(003)		CRP 2924	03	1.100	EA	Yes	East Weile Road	Jensen Rd	6,470,589	

Bigelow Gulch/Forker Connector - Project 3

Reconstruct the existing roadway and add two new lanes and a center turn lane and wide shoulders for pedestrians and bicycles.

Funding

Phase	Start Date	Federal Funds		State Fund Code	State Funds	Local Funds	Total
		Federal	Fund Code				
PE	2017	0	CRAB		45,000	5,000	50,000
RW	2017	0	CRAB		630,000	70,000	700,000
CN	2020	0	CRAB		1,904,100	2,943,900	4,848,000
Project Totals		0			2,579,100	3,018,900	5,598,000

Expenditure Schedule

Phase	1st	2nd	3rd	4th	5th & 6th
PE	50,000	0	0	0	0
RW	700,000	0	0	0	0
CN	0	0	0	4,848,000	0
Totals	750,000	0	0	4,848,000	0

Washington State S. T. I. P.

2017 to 2020

(Project Funds to Nearest Dollar)

MPO/RTPO: SRTC

Y Inside

N Outside

November 17, 2017

County: Spokane

Agency: Spokane Co.

Func Cls	Project Number	PIN	STIP ID	Imp Type	Total Project Length	Environmental Type	RW Required	Begin Termini	End Termini	Total Est. Cost of Project	STIP Amend. No.
06	32B1(002)		CRP-2989A	03	0.440	EA	Yes	Evergreen Road	Forker Road	9,791,101	1708 AdMod

Bigelow Gulch/Forker Connector - Project 4A

This project will construct a portion of the Bigelow Gulch project at the existing Forker Road intersection. A structure will be constructed for Bigelow Gulch traffic to pass over Forker Road traffic to eliminate left turning traffic on Bigelow Gulch Road. Connections to existing Bigelow Gulch Road west near Evergreen Road and east of Forker Road will be made to provide a driveable link.

Funding

Phase	Start Date	Federal Fund Code	Federal Funds		State Fund Code	State Funds	Local Funds	Total
PE	2017			0		0	40,000	40,000
RW	2017	STP(R)		25,950		0	4,050	30,000
CN	2017			0	FMSIB	2,000,000	0	2,000,000
CN	2017			0	CRAB	1,338,000	0	1,338,000
CN	2017	NHFP		5,871,876		0	56,020	5,927,896
Project Totals				5,897,826		3,338,000	100,070	9,335,896

Expenditure Schedule

Phase	1st	2nd	3rd	4th	5th & 6th
PE	40,000	0	0	0	0
RW	30,000	0	0	0	0
CN	9,265,896	0	0	0	0
Totals	9,335,896	0	0	0	0

Washington State S. T. I. P.

2017 to 2020

(Project Funds to Nearest Dollar)

MPO/RTPO: SRTC

Y Inside

N Outside

November 17, 2017

County: Spokane

Agency: Spokane Co.

Func CIs	Project Number	PIN	STIP ID	Imp Type	Total Project Length	Environmental Type	RW Required	Begin Termini	End Termini	Total Est. Cost of Project	STIP Amend. No.
06	32B1(003)		CRP-2989	03	2.670	EA	Yes	Old Argonne Road	Evergreen Road	9,760,803	

Bigelow Gulch/Forker Road Connector - Project 4

Reconstruct the existing roadway and realign for safety. Construction of a 4-lane roadway with a median and shoulders for pedestrian and bicycle traffic.

The project is proposed to be accomplished in stages. Stage 1 will be the purchase of right-of-way for the ultimate 4-lane roadway with shoulders and median. Stage 1 will construct a 2-lane roadway with turn lanes at intersections. Climbing lanes constructed where warranted. Additional capacity will be added up to the 4-lane roadway with median in future stages as conditions warrant.

Funding

Phase	Start Date	Federal Funds		State Fund Code	State Funds	Local Funds	Total
		Federal	Fund Code				
RW	2017	0		CRAB	102,000	30,000	132,000
CN	2017	0		CRAB	2,047,000	2,958,884	5,005,884
CN	2018	0		CRAB	2,046,000	1,246,000	3,292,000
Project Totals		0			4,195,000	4,234,884	8,429,884

Expenditure Schedule

Phase	1st	2nd	3rd	4th	5th & 6th
RW	397,000	0	0	0	0
CN	3,293,000	3,292,000	0	0	0
Totals	3,690,000	3,292,000	0	0	0

Washington State S. T. I. P.

2017 to 2020

(Project Funds to Nearest Dollar)

MPO/RTPO: SRTC

Y Inside

N Outside

November 17, 2017

County: Spokane

Agency: Spokane Co.

Func Cls	Project Number	PIN	STIP ID	Imp Type	Total Project Length	Environmental Type	RW Required	Begin Termini	End Termini	Total Est. Cost of Project	STIP Amend. No.
06			CRP 2990	03	0.950	EA	Yes	MP 1.53	MP 0.58	15,333,000	

Bigelow Gulch/Forker Road Connector - Project 5

Reconstruct the existing roadway and realign for safety. Construction of a 4-lane roadway with a median and shoulders for pedestrian and bicycle traffic.

Funding

Phase	Start Date	Federal	Fund Code	Federal Funds		State Funds	Local Funds	Total	
				State Fund Code	State Funds				
PE	2017				0	CRAB	946,000	106,000	1,052,000
RW	2017				0	CRAB	892,000	100,000	992,000
CN	2018				0	CRAB	1,554,000	3,225,000	4,779,000
CN	2018				0	FMSIB	1,865,000	0	1,865,000
CN	2019				0	CRAB	1,554,000	3,225,000	4,779,000
CN	2019				0	FMSIB	1,866,000	0	1,866,000
Project Totals					0		8,677,000	6,656,000	15,333,000

Expenditure Schedule

Phase	1st	2nd	3rd	4th	5th & 6th
PE	1,052,000	0	0	0	0
RW	992,000	0	0	0	0
CN	0	6,644,000	6,645,000	0	0
Totals	2,044,000	6,644,000	6,645,000	0	0

Washington State S. T. I. P.

2017 to 2020

(Project Funds to Nearest Dollar)

MPO/RTPO: SRTC

Y Inside

N Outside

November 17, 2017

County: Spokane

Agency: Spokane Co.

Func Cls	Project Number	PIN	STIP ID	Imp Type	Total Project Length	Environmental Type	RW Required	Begin Termini	End Termini	Total Est. Cost of Project	STIP Amend. No.
09			CRP 2991	03	0.910	EA	Yes	Wellesley Avenue	Evergreen Road	10,195,000	

Bigelow Gulch/Forker Road Connector Project #6

Reconstruct the existing roadway and realign to tie into Evergreen Road with a tee intersection. The new roadway will be an urban section of four lanes and a center turn lanes with sidewalks on both sides of the roadway. The project will tie into the City of Spokane Valley's Wellesley Ave, and Sullivan Road intersection project.

Funding

Phase	Start Date	Federal Fund Code	Federal Funds		Local Funds	Total
			State Fund Code	State Funds		
PE	2017			0	50,000	50,000
PE	2018			0	50,000	50,000
PE	2019			0	397,000	397,000
Project Totals				0	497,000	497,000

Expenditure Schedule

Phase	1st	2nd	3rd	4th	5th & 6th
PE	50,000	50,000	397,000	0	0
Totals	50,000	50,000	397,000	0	0

Washington State S. T. I. P.

2017 to 2020

(Project Funds to Nearest Dollar)

MPO/RTPO: SRTC

Y Inside

N Outside

November 17, 2017

County: Spokane

Agency: Spokane Co.

Func Cls	Project Number	PIN	STIP ID	Imp Type	Total Project Length	Environmental Type	RW Required	Begin Termini	End Termini	Total Est. Cost of Project	STIP Amend. No.
07	I321(006)		WA-06998	04	1.870	CE	Yes	MP 0.00	MP 1.87	1,997,300	

Brooks Road

The project will remove the existing asphalt pavement and improve the base and subgrade where required and then overlay the roadway with HMA over the entire roadway. The roadway will be widened to accommodate pedestrians and bicycles.

Funding

Phase	Start Date	Federal	Fund Code	Federal Funds	State Fund Code	State Funds	Local Funds	Total
RW	2018		STP(R)	13,116		0	22,884	36,000
CN	2019		STP(R)	635,387		0	1,180,628	1,816,015
Project Totals				648,503		0	1,203,512	1,852,015

Expenditure Schedule

Phase	1st	2nd	3rd	4th	5th & 6th
RW	0	36,000	0	0	0
CN	0	0	1,816,015	0	0
Totals	0	36,000	1,816,015	0	0

Washington State S. T. I. P.

2017 to 2020

(Project Funds to Nearest Dollar)

MPO/RTPO: SRTC

Y Inside

N Outside

November 17, 2017

County: Spokane

Agency: Spokane Co.

Func Cls	Project Number	PIN	STIP ID	Imp Type	Total Project Length	Environmental Type	RW Required	Begin Termini	End Termini	Total Est. Cost of Project	STIP Amend. No.
00			WA-08324	44		CE	No	NA	NA	1,232,277	

Commuter Trip Reduction, TDM Expansion, Outreach Enhancements & Partnership Program

Provide CTR enhancements that will expand the CTR Program by educating citizens, students and employees, increase voluntary worksites, and strengthen and grow CTR/TDM/GTEC programs and partnerships.

Funding

Phase	Start Date	Federal	Fund Code	Federal Funds		State Fund Code	State Funds	Local Funds	Total
PE	2018		CMAQ	332,597			0	78,162	410,759
PE	2019		CMAQ	332,597			0	78,162	410,759
PE	2020		CMAQ	332,597			0	78,162	410,759
Project Totals				997,791			0	234,486	1,232,277

Expenditure Schedule

Phase	1st	2nd	3rd	4th	5th & 6th
PE	0	410,759	410,759	410,759	0
Totals	0	410,759	410,759	410,759	0

Washington State S. T. I. P.

2017 to 2020

(Project Funds to Nearest Dollar)

MPO/RTPO: SRTC

Y Inside

N Outside

November 17, 2017

County: Spokane

Agency: Spokane Co.

Func Cls	Project Number	PIN	STIP ID	Imp Type	Total Project Length	Environmental Type	RW Required	Begin Termini	End Termini	Total Est. Cost of Project	STIP Amend. No.
00	2032(122)		WA-06154	44	0.000	CE	No	NA	NA	1,264,587	17-04

Commuter Trip Reduction, Transportation Demand Management Maintenance, Enhancement and Partnership Programs

Provide CTR enhancements that will educate citizens, students and employees, increase voluntary worksites, and strengthen and grow CTR/TDM/GTEC programs and partnerships.

Funding

Phase	Start Date	Federal	Fund Code	Federal Funds	State Fund Code	State Funds	Local Funds	Total
PE	2017		CMAQ	249,419		0	38,927	288,346
Project Totals				249,419		0	38,927	288,346

Expenditure Schedule

Phase	1st	2nd	3rd	4th	5th & 6th
PE	288,346	0	0	0	0
Totals	288,346	0	0	0	0

Washington State S. T. I. P.

2017 to 2020

(Project Funds to Nearest Dollar)

MPO/RTPO: SRTC

Y Inside

N Outside

November 17, 2017

County: Spokane

Agency: Spokane Co.

Func Cls	Project Number	PIN	STIP ID	Imp Type	Total Project Length	Environmental Type	RW Required	Begin Termini	End Termini	Total Est. Cost of Project	STIP Amend. No.
16	4013(001)		WA-07538	21	0.100	CE	Yes	3.02	3.12	794,354	

Glenrose Road & Carnahan Road Safety Improvements

Improve intersection geometry (horizontal and vertical) and change traffic control.

Funding

Phase	Start Date	Federal	Fund Code	Federal Funds		State Fund Code	State Funds	Local Funds	Total
CN	2017		HSIP	615,000			0	0	615,000
Project Totals				615,000			0	0	615,000

Expenditure Schedule

Phase	1st	2nd	3rd	4th	5th & 6th
CN	615,000	0	0	0	0
Totals	615,000	0	0	0	0

Washington State S. T. I. P.

2017 to 2020

(Project Funds to Nearest Dollar)

MPO/RTPO: SRTC

Y Inside

N Outside

November 17, 2017

County: Spokane

Agency: Spokane Co.

Func Cls	Project Number	PIN	STIP ID	Imp Type	Total Project Length	Environmental Type	RW Required	Begin Termini	End Termini	Total Est. Cost of Project	STIP Amend. No.
14	4101(001)		CPR 3078	04	1.660	CE	Yes	0.14	1.8	7,614,937	1704 AdMod

Harvard Road

The project will improve Harvard Road to two 12' lanes, 8' wide shoulders, and a pathway on the east side of the roadway.

Funding

Phase	Start Date	Federal	Fund Code	Federal Funds	State Fund Code	State Funds	Local Funds	Total
RW	2018		STP(UL)	779,365		0	121,635	901,000
Project Totals				779,365		0	121,635	901,000

Expenditure Schedule

Phase	1st	2nd	3rd	4th	5th & 6th
RW	901,000	0	0	0	0
Totals	901,000	0	0	0	0

Washington State S. T. I. P.

2017 to 2020

(Project Funds to Nearest Dollar)

MPO/RTPO: SRTC

Y Inside

N Outside

November 17, 2017

County: Spokane

Agency: Spokane Co.

Func Cls	Project Number	PIN	STIP ID	Imp Type	Total Project Length	Environmental Type	RW Required	Begin Termini	End Termini	Total Est. Cost of Project	STIP Amend. No.
00			WA-08155	44	0.230	CE	No	Wandermere Road	Little Spokane Drive	415,200	

Little Spokane Connection Road Separated Pathway

This project will construct a 10' wide separated pathway with 2' wide gravel shoulders from Wandermere Road east to Little Spokane Drive along the north side of Little Spokane Connection Road.

Funding

Phase	Start Date	Federal	Fund Code	Federal Funds	State Fund Code	State Funds	Local Funds	Total
PE	2020		TAP(UL)	22,044		0	3,441	25,485
Project Totals				22,044		0	3,441	25,485

Expenditure Schedule

Phase	1st	2nd	3rd	4th	5th & 6th
PE	0	0	0	25,485	0
CN	0	0	0	0	389,715
Totals	0	0	0	25,485	389,715

Washington State S. T. I. P.

2017 to 2020

(Project Funds to Nearest Dollar)

MPO/RTPO: SRTC

Y Inside

N Outside

November 17, 2017

County: Spokane

Agency: Spokane Co.

Func Cls	Project Number	PIN	STIP ID	Imp Type	Total Project Length	Environmental Type	RW Required	Begin Termini	End Termini	Total Est. Cost of Project	STIP Amend. No.
16	3917(005)		WA-07003	04	0.800	CE	No	Hastings Road	Wilson Avenue	984,200	

Mill Road

This project will construct a grind and remove, cement treated base that gets into the subgrade and an overlay of HMA over the total roadway. The new paved roadway will be restriped to allow sufficient room for bike lanes on both sides of the roadway where no bike lanes presently exist. There are also traffic signal pedestrian countdown and ADA ramp and ADA sidewalk improvements and a curb realignment to force northbound right turn for the outside lane at the Hastings Road intersection. There will be catch basins added with oil and water separators to provide pretreatment to stormwater that now enters dry wells on the project.

Funding

Phase	Start Date	Federal Fund Code	Federal Funds		State Fund Code	State Funds	Local Funds	Total
CN	2018	STP(UL)		697,142		0	214,154	911,296
Project Totals				697,142		0	214,154	911,296

Expenditure Schedule

Phase	1st	2nd	3rd	4th	5th & 6th
CN	0	911,296	0	0	0
Totals	0	911,296	0	0	0

Washington State S. T. I. P.

2017 to 2020

(Project Funds to Nearest Dollar)

MPO/RTPO: SRTC

Y Inside

N Outside

November 17, 2017

County: Spokane

Agency: Spokane Co.

Func Cls	Project Number	PIN	STIP ID	Imp Type	Total Project Length	Environmental Type	RW Required	Begin Termini	End Termini	Total Est. Cost of Project	STIP Amend. No.
07	Y329(011)		WA-07530	04	0.100	CE	Yes	8.47	8.57	1,862,812	1704 AdMod

Monroe Road Bridge

This project will construct a new prestressed concrete bridge in the footprint of the existing. The new bridge will have a curb/curb width of 32 feet and a length of approximately 70 feet. The total project length will be in the order of 0.10 mile.

Funding

Phase	Start Date	Federal Fund Code	Federal Funds		State Fund Code	State Funds	Local Funds	Total
			Federal	Funds				
CN	2017	STP(BR)		1,268,269		0	317,067	1,585,336
Project Totals				1,268,269		0	317,067	1,585,336

Expenditure Schedule

Phase	1st	2nd	3rd	4th	5th & 6th
CN	1,585,336	0	0	0	0
Totals	1,585,336	0	0	0	0

Washington State S. T. I. P.

2017 to 2020

(Project Funds to Nearest Dollar)

MPO/RTPO: SRTC

Y Inside

N Outside

November 17, 2017

County: Spokane

Agency: Spokane Co.

Func Cls	Project Number	PIN	STIP ID	Imp Type	Total Project Length	Environmental Type	RW Required	Begin Termini	End Termini	Total Est. Cost of Project	STIP Amend. No.
16	3891(009)		WA-06754	04	0.810	CE	No	Francis Avenue	Greta Avenue	1,297,300	1704 AdMod

Monroe Steet - Francis Avenue to Greta Avenue

This roadway needs a grind and HMA inlay over the entire roadway. There are also traffic signal improvements, upgrades and pedestrian countdown improvements that will require intersection modifications and upgrades to the intersection geometry at the existing intersection at Wall Street & Monroe Street as well as ADA ramp improvements throughout the project. There will be catch basins added with oil and water separators that now enters drywells on the project.

Funding

Phase	Start Date	Federal	Fund Code	Federal Funds		State Funds	Local Funds	Total
				Fund Code	Funds			
CN	2018		STP(UL)		909,733	0	279,461	1,189,194
Project Totals					909,733	0	279,461	1,189,194

Expenditure Schedule

Phase	1st	2nd	3rd	4th	5th & 6th
CN	0	1,189,194	0	0	0
Totals	0	1,189,194	0	0	0

Washington State S. T. I. P.

2017 to 2020

(Project Funds to Nearest Dollar)

MPO/RTPO: SRTC

Y Inside

N Outside

November 17, 2017

County: Spokane

Agency: Spokane Co.

Func Cls	Project Number	PIN	STIP ID	Imp Type	Total Project Length	Environmental Type	RW Required	Begin Termini	End Termini	Total Est. Cost of Project	STIP Amend. No.
00			WA-08111	28	0.600	CE	No	Wandermere Road	Little Spokane Drive	509,961	

Separated Spokane River Centennial Trail at Carlson Road

The project will construct a new asphalt trail through Spokane County Parks Dept. property and Riverside State Park property, with gravel shoulders for this section of the Spokane River Centennial Trail that will now be separated from the steep and narrow Carlson Road route.

Funding

Phase	Start Date	Federal	Fund Code	Federal Funds		State Fund Code	State Funds	Local Funds	Total
PE	2018		TAP(R)		67,816		0	10,584	78,400
RW	2020		TAP(R)		4,325		0	675	5,000
CN	2020		TAP(R)		368,975		0	57,586	426,561
Project Totals					441,116		0	68,845	509,961

Expenditure Schedule

Phase	1st	2nd	3rd	4th	5th & 6th
PE	0	0	78,400	0	0
RW	0	0	0	5,000	0
CN	0	0	0	426,561	0
Totals	0	0	78,400	431,561	0

Washington State S. T. I. P.

2017 to 2020

(Project Funds to Nearest Dollar)

MPO/RTPO: SRTC

Y Inside

N Outside

November 17, 2017

County: Spokane

Agency: Spokane Co.

Func Cls	Project Number	PIN	STIP ID	Imp Type	Total Project Length	Environmental Type	RW Required	Begin Termini	End Termini	Total Est. Cost of Project	STIP Amend. No.
00			WA-09790	21		CE	No	NA	NA	476,300	17-03

Spokane County Signal Safety

Design for and improve intersection traffic signal phasing, traffic signal head visibility and pedestrian accessibility at various signalized intersections in unincorporated Spokane County.

Funding

Phase	Start Date	Federal	Fund Code	Federal Funds	State Fund Code	State Funds	Local Funds	Total
PE	2017		HSIP	80,000		0	0	80,000
CN	2017		HSIP	396,300		0	0	396,300
Project Totals				476,300		0	0	476,300

Expenditure Schedule

Phase	1st	2nd	3rd	4th	5th & 6th
PE	80,000	0	0	0	0
CN	396,300	0	0	0	0
Totals	476,300	0	0	0	0

Washington State S. T. I. P.

2017 to 2020

(Project Funds to Nearest Dollar)

MPO/RTPO: SRTC

Y Inside

N Outside

November 17, 2017

County: Spokane

Agency: Spokane Co.

Func Cls	Project Number	PIN	STIP ID	Imp Type	Total Project Length	Environmental Type	RW Required	Begin Termini	End Termini	Total Est. Cost of Project	STIP Amend. No.
00			WA-08795	44		CE	No	NA	NA	498,000	17-04

Street Sweeper Replacement

Purchase 2 new regenerative air-type street sweepers that meet PM 10 standards to replace old less efficient street sweepers.

Funding

Phase	Start Date	Federal Fund Code	Federal Funds		State Fund Code	State Funds	Local Funds	Total
			Federal	Fund Code				
CN	2017	CMAQ		331,170		0	166,830	498,000
Project Totals				331,170		0	166,830	498,000

Expenditure Schedule

Phase	1st	2nd	3rd	4th	5th & 6th
CN	498,000	0	0	0	0
Totals	498,000	0	0	0	0

Washington State S. T. I. P.

2017 to 2020

(Project Funds to Nearest Dollar)

MPO/RTPO: SRTC

Y Inside

N Outside

November 17, 2017

County: Spokane

Agency: Spokane Co.

Func Cls	Project Number	PIN	STIP ID	Imp Type	Total Project Length	Environmental Type	RW Required	Begin Termini	End Termini	Total Est. Cost of Project	STIP Amend. No.
14			SRTC	21		CE	Yes	Various	Various	353,700	17-09

Transit Stop Crosswalk Safety Project

Project includes marked crosswalk, median refuge island, rectangular rapid flashing beacons(RRFB's), signs, ADA curb ramps, transit stop concrete boarding pads and street lighting at existing bus stop locations

Funding

Phase	Start Date	Federal Funds		State Fund Code	State Funds	Local Funds	Total	
		Federal	Fund Code					
PE	2017			0	Ped/Bike Program	26,324	10,376	36,700
RW	2017			0	Ped/Bike Program	10,759	4,241	15,000
CN	2018			0	Ped/Bike Program	216,617	85,383	302,000
Project Totals				0		253,700	100,000	353,700

Expenditure Schedule

Phase	1st	2nd	3rd	4th	5th & 6th
PE	36,700	0	0	0	0
RW	15,000	0	0	0	0
CN	0	302,000	0	0	0
Totals	51,700	302,000	0	0	0

Federal Funds		State Funds	Local Funds	Total	
Agency Totals for Spokane Co.		16,504,528	22,356,800	17,469,500	56,330,828

Washington State S. T. I. P.

2017 to 2020

(Project Funds to Nearest Dollar)

MPO/RTPO: SRTC

Y Inside

N Outside

November 17, 2017

County: Spokane

Agency: Spokane Regional Health District

Func Cls	Project Number	PIN	STIP ID	Imp Type	Total Project Length	Environmental Type	RW Required	Begin Termini	End Termini	Total Est. Cost of Project	STIP Amend. No.
00			WA-08409	38	0.000	CE	No	NA	NA	533,081	

2018-2020 Safe Routes to School

This program will include an education and encouragement program for Spokane Public Schools, a walking school bus/bicycle train program at targeted schools, and a Safe Routes to School Program Team to oversee the program.

Funding

Phase	Start Date	Federal	Fund Code	Federal Funds		State Fund Code	State Funds	Local Funds	Total
PE	2018		TAP(UL)		148,710		0	28,983	177,693
PE	2019		TAP(UL)		148,710		0	28,983	177,693
PE	2020		TAP(UL)		148,711		0	28,984	177,695
Project Totals					446,131		0	86,950	533,081

Expenditure Schedule

Phase	1st	2nd	3rd	4th	5th & 6th
PE	1	177,693	177,693	177,695	0
Totals	1	177,693	177,693	177,695	0

Washington State S. T. I. P.

2017 to 2020

(Project Funds to Nearest Dollar)

MPO/RTPO: SRTC

Y Inside

N Outside

November 17, 2017

County: Spokane

Agency: Spokane Regional Health District

Func Cls	Project Number	PIN	STIP ID	Imp Type	Total Project Length	Environmental Type	RW Required	Begin Termini	End Termini	Total Est. Cost of Project	STIP Amend. No.
00			WA-06283	38	0.000	CE	No	NA	NA	462,779	

Spokane County Safe Routes to School Program

This program will include an education and encouragement program for school districts within Spokane County, a walking school bus/bicycle train program at targeted schools, and a Safe Routes to School Program Coordinator to oversee the program.

Funding

Phase	Start Date	Federal Fund Code	Federal Funds	State Fund Code	State Funds	Local Funds	Total
PE	2017	TAP(UL)	99,727		0	15,967	115,694
Project Totals			99,727		0	15,967	115,694

Expenditure Schedule

Phase	1st	2nd	3rd	4th	5th & 6th
PE	115,694	0	0	0	0
Totals	115,694	0	0	0	0

Washington State S. T. I. P.

2017 to 2020

(Project Funds to Nearest Dollar)

MPO/RTPO: SRTC

Y Inside

N Outside

November 17, 2017

County: Spokane

Agency: Spokane Regional Health District

Func Cls	Project Number	PIN	STIP ID	Imp Type	Total Project Length	Environmental Type	RW Required	Begin Termini	End Termini	Total Est. Cost of Project	STIP Amend. No.
00	9937(011)		WA-08411	44		CE	No	Various	Various	113,528	17-04

Walk Bike Bus Millwood

This one year individual marketing program is designed to encourage residents of the targeted area in Millwood to use alternative modes of transportation. The program includes outreach materials and incentives; educational materials and events; bicycle facilities and travel kiosks; and a program team.

Funding

Phase	Start Date	Federal Fund Code	Federal Funds		State Fund Code	State Funds	Local Funds	Total
			Federal	Fund Code				
PE	2017	CMAQ		89,552		0	13,976	103,528
CN	2017	CMAQ		8,650		0	1,350	10,000
Project Totals				98,202		0	15,326	113,528

Expenditure Schedule

Phase	1st	2nd	3rd	4th	5th & 6th
PE	103,528	0	0	0	0
CN	10,000	0	0	0	0
Totals	113,528	0	0	0	0

Agency Totals for Spokane Regional Health District	Federal Funds		State Funds	Local Funds	Total
	Federal	Fund Code			
		644,060	0	118,243	762,303

Washington State S. T. I. P.

2017 to 2020

(Project Funds to Nearest Dollar)

MPO/RTPO: SRTC

Y Inside

N Outside

November 17, 2017

County: Spokane

Agency: Spokane Transit

Func Cls	Project Number	PIN	STIP ID	Imp Type	Total Project Length	Environmental Type	RW Required	Begin Termini	End Termini	Total Est. Cost of Project	STIP Amend. No.
00			WA-04663	23	0.000	CE	No	NA	NA	414,026	

Associated Transit Improvements

Associated Transit Improvements (formally Transit Enhancements) include projects such as bus shelters, signage, ADA access, pedestrian access, etc.

Funding

Phase	Start Date	Federal	Fund Code	Federal Funds		State Fund Code	State Funds	Local Funds	Total
CN	2017		5307	80,230			0	20,057	100,287
CN	2018		5307	81,915			0	20,479	102,394
CN	2019		5307	83,651			0	20,913	104,564
CN	2020		5307	85,425			0	21,356	106,781
Project Totals				331,221			0	82,805	414,026

Expenditure Schedule

Phase	1st	2nd	3rd	4th	5th & 6th
CN	100,287	102,394	104,564	106,781	0
Totals	100,287	102,394	104,564	106,781	0

Washington State S. T. I. P.

2017 to 2020

(Project Funds to Nearest Dollar)

MPO/RTPO: SRTC

Y Inside

N Outside

November 17, 2017

County: Spokane

Agency: Spokane Transit

Func Cls	Project Number	PIN	STIP ID	Imp Type	Total Project Length	Environmental Type	RW Required	Begin Termini	End Termini	Total Est. Cost of Project	STIP Amend. No.
00			WA-05128	23	5.750	DCE	No	Browne's Addition	Spokane Community College	72,000,000	

Central City Line

The Central City Line is a transit line that will travel from Spokane Community College (SCC) to Gonzaga University to Browne's Addition, through the regional core of Downtown Spokane. The vehicles will be modern electric trolleybuses using enhanced vehicles that have styling and features similar to a streetcar. This project will help to reduce congestion, improve the transit network, and bridge pedestrian barriers.

Funding

Phase	Start Date	Federal Fund Code	Federal Funds		Total
			State Fund Code	State Funds	
PE	2017			0	500,000
Project Totals				0	500,000

Expenditure Schedule

Phase	1st	2nd	3rd	4th	5th & 6th
PE	500,000	0	0	0	0
Totals	500,000	0	0	0	0

Washington State S. T. I. P.

2017 to 2020

(Project Funds to Nearest Dollar)

MPO/RTPO: SRTC

Y Inside

N Outside

November 17, 2017

County: Spokane

Agency: Spokane Transit

Func Cls	Project Number	PIN	STIP ID	Imp Type	Total Project Length	Environmental Type	RW Required	Begin Termini	End Termini	Total Est. Cost of Project	STIP Amend. No.
14			WA-08338	23	8.000	CE	No	Downtown Spokane	Hastings Park and Ride	2,860,694	1704 AdMod

Division Street High Performance Transit Corridor Improvements

Improve transit stops with passenger amenities and fill sidewalk gaps along Division St. and purchase fixed route coaches.

Funding

Phase	Start Date	Federal	Fund Code	Federal Funds	State Fund Code	State Funds	Local Funds	Total
CN	2017		CMAQ	1,306,750		0	203,944	1,510,694
Project Totals				1,306,750		0	203,944	1,510,694

Expenditure Schedule

Phase	1st	2nd	3rd	4th	5th & 6th
CN	1,510,694	0	0	0	0
Totals	1,510,694	0	0	0	0

Washington State S. T. I. P.

2017 to 2020

(Project Funds to Nearest Dollar)

MPO/RTPO: SRTC

Y Inside

N Outside

November 17, 2017

County: Spokane

Agency: Spokane Transit

Func Cls	Project Number	PIN	STIP ID	Imp Type	Total Project Length	Environmental Type	RW Required	Begin Termini	End Termini	Total Est. Cost of Project	STIP Amend. No.
14			WA-08367	23	8.000	CE	No	Downtown Spokane	Hastings Park & Ride	500,000	

Division Street High Performance Transit Implementation Study

Study and form the strategy for full implementation of High Performance Transit on Division. The project will identify the operational treatments, including but not limited to traffic impact analysis regarding the benefits and operational impacts of various alignments (including a center-running alignment for transit vehicles), Business Access and Transit Lanes, Transit Signal Priority, etc. The location of stations, the level of investment, service frequency and vehicle type will also be identified.

Funding

Phase	Start Date	Federal Fund Code	Federal Funds	State Fund Code	State Funds	Local Funds	Total
PE	2019	STP(UL)	400,000		0	100,000	500,000
Project Totals			400,000		0	100,000	500,000

Expenditure Schedule

Phase	1st	2nd	3rd	4th	5th & 6th
PE	0	0	500,000	0	0
Totals	0	0	500,000	0	0

Washington State S. T. I. P.

2017 to 2020

(Project Funds to Nearest Dollar)

MPO/RTPO: SRTC

Y Inside

N Outside

November 17, 2017

County: Spokane

Agency: Spokane Transit

Func Cls	Project Number	PIN	STIP ID	Imp Type	Total Project Length	Environmental Type	RW Required	Begin Termini	End Termini	Total Est. Cost of Project	STIP Amend. No.
00			WA-07237	23	0.000	CE	No	NA	NA	2,110,219	

Fixed Route Bus Replacement

Up to nine buses will be purchased with FTA Section 5339 funds in (2017 and 2018). The buses are on order and these funds will be used for the purchased based on FTA's preaward guidance. These funds will be added to an existing grant that is being reviewed by FTA. The previous year (2016) had two obligations; CMAQ in the amount of \$1,280,000 for the purchase of 3 fixed route articulated coaches, and \$729,404 in Section 5339 for a portion of the articulated coaches and also a portion of a 40' coach.

Funding

Phase	Start Date	Federal Fund Code	Federal Funds	State Fund Code	State Funds	Local Funds	Total
CN	2017	5339	835,317		0	208,829	1,044,146
CN	2018	5339	852,858		0	213,215	1,066,073
Project Totals			1,688,175		0	422,044	2,110,219

Expenditure Schedule

Phase	1st	2nd	3rd	4th	5th & 6th
CN	1,044,146	1,066,073	0	0	0
Totals	1,044,146	1,066,073	0	0	0

Washington State S. T. I. P.

2017 to 2020

(Project Funds to Nearest Dollar)

MPO/RTPO: SRTC

Y Inside

N Outside

November 17, 2017

County: Spokane

Agency: Spokane Transit

Func Cls	Project Number	PIN	STIP ID	Imp Type	Total Project Length	Environmental Type	RW Required	Begin Termini	End Termini	Total Est. Cost of Project	STIP Amend. No.
11			WA-08308	23	17.000	CE	No	Downtown Spokane	Liberty Lake	812,500	

I-90 High Performance Transit Corridor Facilities

This project will include evaluating park and ride lot locations and facilities, assess the feasibility of flyer stops at the Freya/Thor and Argonne interchanges, and develop preliminary design plans for planned improvements. This will also include the preparation of traffic studies, geotechnical evaluations, public outreach site assessment and selection, preliminary design and cost estimation.

Funding

Phase	Start Date	Federal Fund Code	Federal Funds		State Fund Code	State Funds	Local Funds	Total
			Federal	Fund Code				
PE	2020	CMAQ		650,000		0	162,500	812,500
Project Totals				650,000		0	162,500	812,500

Expenditure Schedule

Phase	1st	2nd	3rd	4th	5th & 6th
PE	0	0	0	812,500	0
Totals	0	0	0	812,500	0

Washington State S. T. I. P.

2017 to 2020

(Project Funds to Nearest Dollar)

MPO/RTPO: SRTC

Y Inside

N Outside

November 17, 2017

County: Spokane

Agency: Spokane Transit

Func Cls	Project Number	PIN	STIP ID	Imp Type	Total Project Length	Environmental Type	RW Required	Begin Termini	End Termini	Total Est. Cost of Project	STIP Amend. No.
00			WA-06181	23	0.000	CE	No	NA	NA	2,199,361	

Paratransit Van Replacement

Replacement of up to ten paratransit vehicles in 2019 and nine in 2020 in accordance with STA's fleet plan. The funds will be 2019 and 2020 Section 5339 apportionment.

Funding

Phase	Start Date	Federal	Fund Code	Federal Funds	State Fund Code	State Funds	Local Funds	Total
CN	2019		5339	870,086		0	217,522	1,087,608
CN	2020		5339	889,402		0	222,351	1,111,753
Project Totals				1,759,488		0	439,873	2,199,361

Expenditure Schedule

Phase	1st	2nd	3rd	4th	5th & 6th
CN	0	0	1,087,608	1,111,753	0
Totals	0	0	1,087,608	1,111,753	0

Washington State S. T. I. P.

2017 to 2020

(Project Funds to Nearest Dollar)

MPO/RTPO: SRTC

Y Inside

N Outside

November 17, 2017

County: Spokane

Agency: Spokane Transit

Func Cls	Project Number	PIN	STIP ID	Imp Type	Total Project Length	Environmental Type	RW Required	Begin Termini	End Termini	Total Est. Cost of Project	STIP Amend. No.
00			WA-04660	23	0.000	CE	No	NA	NA	40,988,519	

Preventive Maintenance

Vehicle preventive maintenance program.

Funding

Phase	Start Date	Federal	Fund Code	Federal Funds		State Funds	Local Funds	Total
				State Fund Code	State Funds			
CN	2017		5307		7,942,753	0	1,985,688	9,928,441
CN	2018		5307		8,109,550	0	2,027,388	10,136,938
CN	2019		5307		8,281,473	0	2,070,367	10,351,840
CN	2020		5307		8,457,040	0	2,114,260	10,571,300
Project Totals					32,790,816	0	8,197,703	40,988,519

Expenditure Schedule

Phase	1st	2nd	3rd	4th	5th & 6th
CN	9,928,441	10,136,938	10,351,841	10,571,300	0
Totals	9,928,441	10,136,938	10,351,841	10,571,300	0

Washington State S. T. I. P.

2017 to 2020

(Project Funds to Nearest Dollar)

MPO/RTPO: SRTC

Y Inside

N Outside

November 17, 2017

County: Spokane

Agency: Spokane Transit

Func CIs	Project Number	PIN	STIP ID	Imp Type	Total Project Length	Environmental Type	RW Required	Begin Termini	End Termini	Total Est. Cost of Project	STIP Amend. No.
00			WA-09380	23		CE	No			2,471,754	

Section 5310 Funding for Seniors and People with Disabilities

The projects under this program include both traditional category projects (capital)and Other category projects (capital and operating). Each year STA will issue a call for projects to non profits, agencies, and jurisdictions to apply for the funds. The local share amount is estimated because the projects will be either 80/20 or 50/50 split.

Funding

Phase	Start Date	Federal Funds		State Fund Code	State Funds	Local Funds	Total	
		Federal	Fund Code					
CN	2017		5310		377,147	0	221,573	598,720
CN	2018		5310		385,067	0	226,226	611,293
CN	2019		5310		393,230	0	231,022	624,252
CN	2020		5310		401,567	0	235,922	637,489
		Project Totals			1,557,011	0	914,743	2,471,754

Expenditure Schedule

Phase	1st	2nd	3rd	4th	5th & 6th
CN	598,720	611,293	624,252	637,489	0
Totals	598,720	611,293	624,252	637,489	0

Washington State S. T. I. P.

2017 to 2020

(Project Funds to Nearest Dollar)

MPO/RTPO: SRTC

Y Inside

N Outside

November 17, 2017

County: Spokane

Agency: Spokane Transit

Func Cls	Project Number	PIN	STIP ID	Imp Type	Total Project Length	Environmental Type	RW Required	Begin Termini	End Termini	Total Est. Cost of Project	STIP Amend. No.
11			WA-06177	23	0.000	CE	Yes	Exit 272	Exit 272	11,952,695	17-07

West Plains Transit Center

The project includes design and construction of a transit facility located in the vicinity of the Medical Lake Interchange along I-90 at SR 902. This includes approximately 110 parking stalls for commuters with room to expand parking capacity in the future. Other major improvements include a "bus only" lane in the median of I-90 (heading westbound) connected by a pedestrian bridge to the transit facility and a "bus only" lane adjacent to the off ramp heading eastbound, which would help contain operating costs of the STA Route 66 which provides 15 minute service.

Funding

Phase	Start Date	Federal Fund Code	Federal Funds	State Fund Code	State Funds	Local Funds	Total
RW	2017		0		0	1,152,695	1,152,695
CN	2017	5339	1,000,000	WSDOT	6,960,000	0	7,960,000
Project Totals			1,000,000		6,960,000	1,152,695	9,112,695

Expenditure Schedule

Phase	1st	2nd	3rd	4th	5th & 6th
RW	1,152,695	0	0	0	0
CN	3,000,000	4,960,000	0	0	0
Totals	4,152,695	4,960,000	0	0	0

	Federal Funds	State Funds	Local Funds	Total
Agency Totals for Spokane Transit	41,483,461	7,460,000	11,676,307	60,619,768

Washington State S. T. I. P.

2017 to 2020

(Project Funds to Nearest Dollar)

MPO/RTPO: SRTC

Y Inside

N Outside

November 17, 2017

County: Stevens

Agency: Spokane Tribe

Func Cls	Project Number	PIN	STIP ID	Imp Type	Total Project Length	Environmental Type	RW Required	Begin Termini	End Termini	Total Est. Cost of Project	STIP Amend. No.
00			2012	23	0.000	CE	No	NA	NA	551,576	

Bus Facility

Bus facility and offices for 4 buses and 8 vans with an access and turn around in front of facility.

Funding

Phase	Start Date	Federal Funds		State Fund Code	State Funds	Local Funds	Total	
		Federal	Fund Code					
ALL	2017		5309(Bus)		438,237	0	113,339	551,576
Project Totals					438,237	0	113,339	551,576

Expenditure Schedule

Phase	1st	2nd	3rd	4th	5th & 6th
ALL	551,576	0	0	0	0
Totals	551,576	0	0	0	0

Agency Totals for Spokane Tribe	Federal Funds		State Funds	Local Funds	Total	
	Federal	Fund Code				
			438,237	0	113,339	551,576

Washington State S. T. I. P.

2017 to 2020

(Project Funds to Nearest Dollar)

MPO/RTPO: SRTC

Y Inside

N Outside

November 17, 2017

County: Spokane

Agency: Spokane Valley

Func Cls	Project Number	PIN	STIP ID	Imp Type	Total Project Length	Environmental Type	RW Required	Begin Termini	End Termini	Total Est. Cost of Project	STIP Amend. No.
00			WA-08435	28	1.000	CE	No	Evergreen	Sullivan	1,645,000	

Appleway Trail - Evergreen to Sullivan

This phase of the Appleway Trail Project will construct a trail from Evergreen to Sullivan Roads. Active traffic control for pedestrian crossings is proposed at intersecting streets in the form of High Intensity Activated Crosswalk (HAWK) traffic signal, rectangular rapid flash beacons (RRFBs), signing, and striping. The project also includes landscaping, irrigation, lighting and park furniture.

Funding

Phase	Start Date	Federal	Fund Code	Federal Funds		State Funds	Local Funds	Total
				State Fund Code	State Funds			
PE	2018		CMAQ		95,150	0	14,850	110,000
CN	2020		CMAQ		1,327,775	0	207,225	1,535,000
Project Totals					1,422,925	0	222,075	1,645,000

Expenditure Schedule

Phase	1st	2nd	3rd	4th	5th & 6th
PE	0	110,000	0	0	0
CN	0	0	0	1,535,000	0
Totals	0	110,000	0	1,535,000	0

Washington State S. T. I. P.

2017 to 2020

(Project Funds to Nearest Dollar)

MPO/RTPO: SRTC

Y Inside

N Outside

November 17, 2017

County: Spokane

Agency: Spokane Valley

Func Cls	Project Number	PIN	STIP ID	Imp Type	Total Project Length	Environmental Type	RW Required	Begin Termini	End Termini	Total Est. Cost of Project	STIP Amend. No.
00			WA-08128	28	0.500	CE	Yes	Sprague Ave	University Road	750,000	

Appleway Trail - University to Balfour Park

This project will construct a new 0.5 mile, 12 foot wide shared-use path from the intersection of Sprague Ave and Dartmouth Rd to the intersection of University and Appleway Blvd. The project will include landscaping, trail amenities, and a pedestrian/bike crossing across Sprague Avenue to the proposed Library site and Balfour Park.

Funding

Phase	Start Date	Federal	Fund Code	Federal Funds		State Funds	Local Funds	Total
				State Fund Code	State Funds			
PE	2018		TAP(UL)		95,150	0	14,850	110,000
RW	2019		TAP(UL)		103,800	0	16,200	120,000
CN	2020		CMAQ		449,800	0	70,200	520,000
Project Totals					648,750	0	101,250	750,000

Expenditure Schedule

Phase	1st	2nd	3rd	4th	5th & 6th
PE	0	110,000	0	0	0
RW	0	0	120,000	0	0
CN	0	0	0	520,000	0
Totals	0	110,000	120,000	520,000	0

Washington State S. T. I. P.

2017 to 2020

(Project Funds to Nearest Dollar)

MPO/RTPO: SRTC

Y Inside

N Outside

November 17, 2017

County: Spokane

Agency: Spokane Valley

Func Cls	Project Number	PIN	STIP ID	Imp Type	Total Project Length	Environmental Type	RW Required	Begin Termini	End Termini	Total Est. Cost of Project	STIP Amend. No.
14	4039(004)		WA-07001	05	0.800	CE	Yes	Broadway Ave	Indiana Ave	640,000	1709 AdMod

Argonne Rd Preservation - Broadway to Indiana

This project will overlay the existing roadway on Argonne Road from Broadway to Indiana. Curb ramp upgrades to meet current ADA requirements will be constructed as part of project.

Funding

Phase	Start Date	Federal	Fund Code	Federal Funds		State Funds	Local Funds	Total
				Federal	State Fund Code			
PE	2017		STP(UL)	50,170		0	7,830	58,000
RW	2017		STP(UL)	9,515		0	1,485	11,000
CN	2018		STP(UL)	493,915		0	77,085	571,000
Project Totals				553,600		0	86,400	640,000

Expenditure Schedule

Phase	1st	2nd	3rd	4th	5th & 6th
PE	58,000	0	0	0	0
RW	11,000	0	0	0	0
CN	0	571,000	0	0	0
Totals	69,000	571,000	0	0	0

Washington State S. T. I. P.

2017 to 2020

(Project Funds to Nearest Dollar)

MPO/RTPO: SRTC

Y Inside

N Outside

November 17, 2017

County: Spokane

Agency: Spokane Valley

Func Cls	Project Number	PIN	STIP ID	Imp Type	Total Project Length	Environmental Type	RW Required	Begin Termini	End Termini	Total Est. Cost of Project	STIP Amend. No.
02	4123(005)		WA-06170	01	0.500	CE	Yes	BNSF	SR 290	36,035,000	17-09

Barker Rd/BNSF Grade Separation

Construct a grade-separated intersection for Barker Road and Trent Avenue(SR 290) utilizing new and/or existing infrastructure to route vehicular traffic over the BNSF railroad tracks.

Funding

Phase	Start Date	Federal	Fund Code	Federal Funds		State Fund Code	State Funds	Local Funds	Total
PE	2017		DEMO	719,921		WSDOT	1,500,000	0	2,219,921
Project Totals				719,921			1,500,000	0	2,219,921

Expenditure Schedule

Phase	1st	2nd	3rd	4th	5th & 6th
PE	2,219,921	0	0	0	0
Totals	2,219,921	0	0	0	0

Washington State S. T. I. P.

2017 to 2020

(Project Funds to Nearest Dollar)

MPO/RTPO: SRTC

Y Inside

N Outside

November 17, 2017

County: Spokane

Agency: Spokane Valley

Func Cls	Project Number	PIN	STIP ID	Imp Type	Total Project Length	Environmental Type	RW Required	Begin Termini	End Termini	Total Est. Cost of Project	STIP Amend. No.
14			WA-07643	21	0.100	CE	No	Multiple Intersections	Multiple Intersections	81,000	17-03

Citywide Reflective Signal Backplates

This project will add reflectorized borders to traffic signal backplates at signalized intersections.

Funding

Phase	Start Date	Federal	Fund Code	Federal Funds		State Fund Code	State Funds	Local Funds	Total
PE	2017		HSIP	8,100			0	900	9,000
CN	2017		HSIP	72,000			0	0	72,000
Project Totals				80,100			0	900	81,000

Expenditure Schedule

Phase	1st	2nd	3rd	4th	5th & 6th
PE	9,000	0	0	0	0
CN	72,000	0	0	0	0
Totals	81,000	0	0	0	0

Washington State S. T. I. P.

2017 to 2020

(Project Funds to Nearest Dollar)

MPO/RTPO: SRTC

Y Inside

N Outside

November 17, 2017

County: Spokane

Agency: Spokane Valley

Func Cls	Project Number	PIN	STIP ID	Imp Type	Total Project Length	Environmental Type	RW Required	Begin Termini	End Termini	Total Est. Cost of Project	STIP Amend. No.
14			WA-09806	21	0.100	CE	No	Multiple Intersections	Multiple Intersections	123,830	17-03

Citywide Signal Backplates

This project will add reflectorized borders to traffic signal backplates at signalized intersections.

Funding

Phase	Start Date	Federal	Fund Code	Federal Funds		State Fund Code	State Funds	Local Funds	Total
PE	2017		HSIP	10,320			0	0	10,320
CN	2017		HSIP	113,510			0	0	113,510
Project Totals				123,830			0	0	123,830

Expenditure Schedule

Phase	1st	2nd	3rd	4th	5th & 6th
PE	10,320	0	0	0	0
CN	113,510	0	0	0	0
Totals	123,830	0	0	0	0

Washington State S. T. I. P.

2017 to 2020

(Project Funds to Nearest Dollar)

MPO/RTPO: SRTC

Y Inside

N Outside

November 17, 2017

County: Spokane

Agency: Spokane Valley

Func Cls	Project Number	PIN	STIP ID	Imp Type	Total Project Length	Environmental Type	RW Required	Begin Termini	End Termini	Total Est. Cost of Project	STIP Amend. No.
14			WA-07016	05	0.530	CE	Yes	Mission Ave Connector	Indiana Ave	660,000	

Evergreen Preservation - Mission Connector to Indiana

This project will be a grind and overlay project. Pavement markings and signing for bike lane improvements.

Funding

Phase	Start Date	Federal	Fund Code	Federal Funds		State Funds	Local Funds	Total
				Federal	State Fund Code			
PE	2018		STP(UL)	57,090		0	8,910	66,000
RW	2018		STP(UL)	2,595		0	405	3,000
CN	2019		STP(UL)	511,215		0	79,785	591,000
Project Totals				570,900		0	89,100	660,000

Expenditure Schedule

Phase	1st	2nd	3rd	4th	5th & 6th
PE	0	66,000	0	0	0
RW	0	3,000	0	0	0
CN	0	0	591,000	0	0
Totals	0	69,000	591,000	0	0

Washington State S. T. I. P.

2017 to 2020

(Project Funds to Nearest Dollar)

MPO/RTPO: SRTC

Y Inside

N Outside

November 17, 2017

County: Spokane

Agency: Spokane Valley

Func Cls	Project Number	PIN	STIP ID	Imp Type	Total Project Length	Environmental Type	RW Required	Begin Termini	End Termini	Total Est. Cost of Project	STIP Amend. No.
02			WA-06167	43	1.820	CE	Yes	I-90	Trent Ave	914,210	1704 AdMod

North Sullivan ITS Project

The project includes the installation of conduit and extension of the fiber optic lines for the continuation of the Intelligent Transportation System (ITS) along Sullivan Road from I-90 to Trent Ave (SR290). This would connect the traffic signal controllers at Central Pre-Mix, Marietta, Euclid, Kiernan and Trent Ave to the Spokane Regional Traffic Management Center via existing fiber optic lines at Indiana. It would also install cameras at select locations.

Funding

Phase	Start Date	Federal	Fund Code	Federal Funds		State Funds	Local Funds	Total
				Federal	State Fund Code			
PE	2017		CMAQ	91,245		0	14,241	105,486
RW	2017		CMAQ	86,500		0	13,500	100,000
CN	2018		CMAQ	613,045		0	95,678	708,723
Project Totals				790,790		0	123,419	914,209

Expenditure Schedule

Phase	1st	2nd	3rd	4th	5th & 6th
PE	105,486	0	0	0	0
RW	100,000	0	0	0	0
CN	0	708,723	0	0	0
Totals	205,486	708,723	0	0	0

Washington State S. T. I. P.

2017 to 2020

(Project Funds to Nearest Dollar)

MPO/RTPO: SRTC

Y Inside

N Outside

November 17, 2017

County: Spokane

Agency: Spokane Valley

Func Cls	Project Number	PIN	STIP ID	Imp Type	Total Project Length	Environmental Type	RW Required	Begin Termini	End Termini	Total Est. Cost of Project	STIP Amend. No.
14			WA-10613	01	0.100	CE	No	Pinecroft Way	BNSF Railroad	25,214,000	17-09

Pines Rd/BNSF Grade Separation

Construct a grade-separated intersection for Pines Road (SR 27) at the BNSF railway crossing. The project proposes a Pines Road underpass at the railroad tracks; lowers the intersection and adds lanes at the nearby Pines Road/Trent Avenue (SR 290); and closes at-grade crossing of University at the BNSF railway.

Funding

Phase	Start Date	Federal Fund Code	Federal Funds		Local Funds	Total
			State Fund Code	State Funds		
PE	2017			0	1,200,000	1,200,000
Project Totals				0	1,200,000	1,200,000

Expenditure Schedule

Phase	1st	2nd	3rd	4th	5th & 6th
PE	1,200,000	0	0	0	0
Totals	1,200,000	0	0	0	0

Washington State S. T. I. P.

2017 to 2020

(Project Funds to Nearest Dollar)

MPO/RTPO: SRTC

Y Inside

N Outside

November 17, 2017

County: Spokane

Agency: Spokane Valley

Func Cls	Project Number	PIN	STIP ID	Imp Type	Total Project Length	Environmental Type	RW Required	Begin Termini	End Termini	Total Est. Cost of Project	STIP Amend. No.
14	3840(011)		WA-07021	05	1.320	CE	No	Sullivan Rd	Corbin Rd	1,770,000	1703 AdMod

Sprague Preservation - Sullivan to Corbin

This project will grind and overlay the pavement surface on Sprague Avenue from Sullivan Rd to Corbin Rd. Curb ramp upgrades to meet current ADA requirements will be constructed as part of this project.

Funding

Phase	Start Date	Federal Fund Code	Federal Funds		State Fund Code	State Funds	Local Funds	Total
			Federal	Fund Code				
RW	2017	STP(UL)		2,595		0	405	3,000
CN	2020	STP(UL)		1,298,798		0	202,702	1,501,500
Project Totals				1,301,393		0	203,107	1,504,500

Expenditure Schedule

Phase	1st	2nd	3rd	4th	5th & 6th
RW	3,000	0	0	0	0
CN	0	0	0	1,501,500	0
Totals	3,000	0	0	1,501,500	0

Washington State S. T. I. P.

2017 to 2020

(Project Funds to Nearest Dollar)

MPO/RTPO: SRTC

Y Inside

N Outside

November 17, 2017

County: Spokane

Agency: Spokane Valley

Func Cls	Project Number	PIN	STIP ID	Imp Type	Total Project Length	Environmental Type	RW Required	Begin Termini	End Termini	Total Est. Cost of Project	STIP Amend. No.
14	0027(013)		WA-03887	21	0.000	CE	Yes	Grace Ave	Grace Ave	871,050	

SR27 (Pines Road) and Grace Avenue

Widen the roadway to add a left turn lane.

Funding

Phase	Start Date	Federal	Fund Code	Federal Funds		State Fund Code	State Funds	Local Funds	Total
CN	2017		HSIP	322,850			0	200,000	522,850
Project Totals				322,850			0	200,000	522,850

Expenditure Schedule

Phase	1st	2nd	3rd	4th	5th & 6th
ALL	522,850	0	0	0	0
Totals	522,850	0	0	0	0

Washington State S. T. I. P.

2017 to 2020

(Project Funds to Nearest Dollar)

MPO/RTPO: SRTC

Y Inside

N Outside

November 17, 2017

County: Spokane

Agency: Spokane Valley

Func Cls	Project Number	PIN	STIP ID	Imp Type	Total Project Length	Environmental Type	RW Required	Begin Termini	End Termini	Total Est. Cost of Project	STIP Amend. No.
14	4103(011)		WA-08129	44	0.300	EA	Yes	Sullivan	Wellesley	1,370,000	17-04

Sullivan-Wellesley Intersection Improvement Project

The project includes either a signalized intersection or a 1-lane roundabout. The project will include sidewalks and a shared-use path. The intersection improvement will include street lights and appropriate traffic control devices along with new landscaping and irrigation.

Funding

Phase	Start Date	Federal	Fund Code	Federal Funds	State Fund Code	State Funds	Local Funds	Total
RW	2018		CMAQ	103,800		0	16,200	120,000
Project Totals				103,800		0	16,200	120,000

Expenditure Schedule

Phase	1st	2nd	3rd	4th	5th & 6th
RW	0	120,000	0	0	0
CN	0	0	0	0	1,103,500
Totals	0	120,000	0	0	1,103,500

Washington State S. T. I. P.

2017 to 2020

(Project Funds to Nearest Dollar)

MPO/RTPO: SRTC

Y Inside

N Outside

November 17, 2017

County: Spokane

Agency: Spokane Valley

Func Cls	Project Number	PIN	STIP ID	Imp Type	Total Project Length	Environmental Type	RW Required	Begin Termini	End Termini	Total Est. Cost of Project	STIP Amend. No.
16			WA-10072	21	0.500	CE	Yes	McDonald	Evergreen	447,000	17-09

Wellesley Sidewalk Project, McDonald to Evergreen

This project will provide a sidewalk, curb and gutter and install ADA compliant ramps at intersecting streets on one side of Wellesley Avenue between McDonald and Evergreen Road.

Funding

Phase	Start Date	Federal	Fund Code	Federal Funds	State Fund Code	State Funds	Local Funds	Total
PE	2017		TAP(SR)	31,200		0	3,467	34,667
RW	2018		TAP(SR)	4,500		0	500	5,000
CN	2018		TAP(SR)	366,600		0	40,733	407,333
Project Totals				402,300		0	44,700	447,000

Expenditure Schedule

Phase	1st	2nd	3rd	4th	5th & 6th
PE	34,667	0	0	0	0
RW	0	5,000	0	0	0
CN	0	407,333	0	0	0
Totals	34,667	412,333	0	0	0

	Federal Funds	State Funds	Local Funds	Total
Agency Totals for Spokane Valley	7,041,159	1,500,000	2,287,151	10,828,310

Washington State S. T. I. P.

2017 to 2020

(Project Funds to Nearest Dollar)

MPO/RTPO: SRTC

Y Inside

N Outside

November 17, 2017

County: Spokane

Agency: SRTC

Func Cls	Project Number	PIN	STIP ID	Imp Type	Total Project Length	Environmental Type	RW Required	Begin Termini	End Termini	Total Est. Cost of Project	STIP Amend. No.
00			WA-04790	18	0.000	CE	No	NA	NA	1,618,498	17-02

Metropolitan Transportation Planning

This project will support the tasks outlined in SRTC's Unified Planning Work Program (UPWP), primarily tasks related to the maintenance and implementation of the Metropolitan Transportation Plan and any approved planning and consultation studies.

Funding

Phase	Start Date	Federal	Fund Code	Federal Funds		State Fund Code	State Funds	Local Funds	Total
PE	2018		STP(UL)	200,000			0	31,214	231,214
PE	2019		STP(UL)	200,000			0	31,214	231,214
Project Totals				400,000			0	62,428	462,428

Expenditure Schedule

Phase	1st	2nd	3rd	4th	5th & 6th
PE	0	231,214	231,214	0	0
Totals	0	231,214	231,214	0	0

	Federal Funds	State Funds	Local Funds	Total
Agency Totals for SRTC	400,000	0	62,428	462,428

Washington State S. T. I. P.

2017 to 2020

(Project Funds to Nearest Dollar)

MPO/RTPO: SRTC

Y Inside

N Outside

November 17, 2017

County:

Agency: WSDOT - EAST

Func Cls	Project Number	PIN	STIP ID	Imp Type	Total Project Length	Environmental Type	RW Required	Begin Termini	End Termini	Total Est. Cost of Project	STIP Amend. No.
00	9999(748)	600025F	600025F32	21	0.000	CE	No	000	000	411,487	

2015-2017 ER Regionwide Basic Safety - Signing

Replace aging regulatory, warning and guide signs throughout the Region.

Funding

Phase	Start Date	Federal	Fund Code	Federal Funds		State Fund Code	State Funds	Local Funds	Total
CN	2017		HSIP	352,800			0	7,200	360,000
Project Totals				352,800			0	7,200	360,000

Expenditure Schedule

Phase	1st	2nd	3rd	4th	5th & 6th
ALL	352,000	8,000	0	0	0
Totals	352,000	8,000	0	0	0

Washington State S. T. I. P.

2017 to 2020

(Project Funds to Nearest Dollar)

MPO/RTPO: SRTC

Y Inside

N Outside

November 17, 2017

County:

Agency: WSDOT - EAST

Func Cls	Project Number	PIN	STIP ID	Imp Type	Total Project Length	Environmental Type	RW Required	Begin Termini	End Termini	Total Est. Cost of Project	STIP Amend. No.
00			SRTMC2017	24	0.000	CE	No	0.00	0.00	1,267,900	

2017-2019 SRTMC Operations and Maintenance

Provides 3 years funding for Operations and Maintenance of the Spokane Regional Traffic Management Center (SRTMC).

Funding

Phase	Start Date	Federal	Fund Code	Federal Funds		State Funds	Local Funds	Total
				Federal Funds	State Fund Code			
PE	2017		STP(UL)	380,700		0	0	380,700
PE	2018		STP(UL)	443,300		0	0	443,300
PE	2019		STP(UL)	443,900		0	0	443,900
Project Totals				1,267,900		0	0	1,267,900

Expenditure Schedule

Phase	1st	2nd	3rd	4th	5th & 6th
ALL	380,700	443,300	443,900	0	0
Totals	380,700	443,300	443,900	0	0

Washington State S. T. I. P.

2017 to 2020

(Project Funds to Nearest Dollar)

MPO/RTPO: SRTC

Y Inside

N Outside

November 17, 2017

County:

Agency: WSDOT - EAST

Func Cls	Project Number	PIN	STIP ID	Imp Type	Total Project Length	Environmental Type	RW Required	Begin Termini	End Termini	Total Est. Cost of Project	STIP Amend. No.
00		600026C	600026C32	21	0.000	CE	No	000	000	249,750	

2019-2021 ER Regionwide Basic Safety - Guardrail

Guardrail preservation, retrofit and replacement

Funding

Phase	Start Date	Federal	Fund Code	Federal Funds		State Fund Code	State Funds	Local Funds	Total
PE	2018		HSIP	41,760			0	1,740	43,500
CN	2019		HSIP	202,125			0	4,125	206,250
Project Totals				243,885			0	5,865	249,750

Expenditure Schedule

Phase	1st	2nd	3rd	4th	5th & 6th
ALL	0	20,000	200,000	29,750	0
Totals	0	20,000	200,000	29,750	0

Washington State S. T. I. P.

2017 to 2020

(Project Funds to Nearest Dollar)

MPO/RTPO: SRTC

Y Inside

N Outside

November 17, 2017

County:

Agency: WSDOT - EAST

Func Cls	Project Number	PIN	STIP ID	Imp Type	Total Project Length	Environmental Type	RW Required	Begin Termini	End Termini	Total Est. Cost of Project	STIP Amend. No.
00		600026B	600026B32	21	0.000	CE	No	000	000	107,459	

2019-2021 ER Regionwide Basic Safety - Signing

Update signing based on visibility standards or sign conditions to include supports or posts

Funding

Phase	Start Date	Federal	Fund Code	Federal Funds		State Fund Code	State Funds	Local Funds	Total
PE	2018		HSIP	19,160			0	799	19,959
CN	2019		HSIP	85,750			0	1,750	87,500
Project Totals				104,910			0	2,549	107,459

Expenditure Schedule

Phase	1st	2nd	3rd	4th	5th & 6th
ALL	0	2,000	100,000	5,459	0
Totals	0	2,000	100,000	5,459	0

Washington State S. T. I. P.

2017 to 2020

(Project Funds to Nearest Dollar)

MPO/RTPO: SRTC

Y Inside

N Outside

November 17, 2017

County:

Agency: WSDOT - EAST

Func Cls	Project Number	PIN	STIP ID	Imp Type	Total Project Length	Environmental Type	RW Required	Begin Termini	End Termini	Total Est. Cost of Project	STIP Amend. No.
00		600026F	600026F32	21		CE	No	Various	Various	125,000	

2021-23 ER Region Wide Basic Safety - Signing

To address region wide worn and/or non-operational signing which may also include sign posts. This will assist the traveling public with sign visibility.

Funding

Phase	Start Date	Federal	Fund Code	Federal Funds	State Fund Code	State Funds	Local Funds	Total
PE	2020		HSIP	21,600		0	900	22,500
Project Totals				21,600		0	900	22,500

Expenditure Schedule

Phase	1st	2nd	3rd	4th	5th & 6th
ALL	0	0	0	250	124,750
Totals	0	0	0	250	124,750

Washington State S. T. I. P.

2017 to 2020

(Project Funds to Nearest Dollar)

MPO/RTPO: SRTC

Y Inside

N Outside

November 17, 2017

County:

Agency: WSDOT - EAST

Func CIs	Project Number	PIN	STIP ID	Imp Type	Total Project Length	Environmental Type	RW Required	Begin Termini	End Termini	Total Est. Cost of Project	STIP Amend. No.
00		BPSRTC	BSRTC P1	05	0.000	CE	No	000	000	24,565,273	

Asphalt/Chip Seal Preservation Spokane Regional Transportation Council

Grouping of preservation projects for state highways and freeways in Spokane County. Pavement condition rating is project to drop below the adopted standards at multiple project locations. By inlaying the existing roadway with hot mix asphalt, the existing pavement condition rating will be increased to be within adopted standards. Find a list of included projects at www.wsdot.wa.gov/ProjectSearch

Funding

Phase	Start Date	Federal	Fund Code	Federal Funds		State Funds	Local Funds	Total
				Fund Code	State Fund Code			
PE	2017		NHPP		850,332	0	31,414	881,746
PE	2017		STP		235,108	0	12,004	247,112
PE	2018		STP		127,897	0	5,116	133,013
PE	2019		NHPP		114,275	0	4,571	118,846
CN	2017		NHPP		5,918,369	0	142,542	6,060,911
CN	2017		STP		4,177,868	0	59,383	4,237,251
CN	2018		STP		804,807	0	16,096	820,903
CN	2019		NHPP		10,223,928	0	200,469	10,424,397
CN	2019		STP		257,074	0	9,151	266,225
CN	2020		STP		766,523	0	15,330	781,853
Project Totals					23,476,181	0	496,076	23,972,257

Washington State S. T. I. P.

2017 to 2020

(Project Funds to Nearest Dollar)

MPO/RTPO: SRTC

Y Inside

N Outside

November 17, 2017

County:

Agency: WSDOT - EAST

Expenditure Schedule

Phase	1st	2nd	3rd	4th	5th & 6th
PE	1,128,858	133,013	118,846	0	0
CN	10,298,162	820,903	10,690,622	781,853	0
Totals	11,427,020	953,916	10,809,468	781,853	0

Washington State S. T. I. P.

2017 to 2020

(Project Funds to Nearest Dollar)

MPO/RTPO: SRTC

Y Inside

N Outside

November 17, 2017

County:

Agency: WSDOT - EAST

Func Cls	Project Number	PIN	STIP ID	Imp Type	Total Project Length	Environmental Type	RW Required	Begin Termini	End Termini	Total Est. Cost of Project	STIP Amend. No.
00		WPSRTC	WSRTC P1	05	0.000	CE	No	000	000	5,210,272	

Concrete Roadway Preservation Spokane Regional Transportation Council

Grouping of preservation projects for state highways and freeways in Spokane County. Pavement condition rating is projected to drop below the adopted standards at multiple locations. Replacing existing failed pavement with thicker concrete and steel bars at the joints and grinding existing pavement that remains will extend the life of the pavement and provide a smoother ride. Find a list of included projects at www.wsdot.wa.gov/ProjectSearch.

Funding

Phase	Start Date	Federal Fund Code	Federal Funds	State Fund Code	State Funds	Local Funds	Total
PE	2019	NHPP	290,000		0	10,000	300,000
CN	2019	NHPP	4,818,110		0	92,162	4,910,272
Project Totals			5,108,110		0	102,162	5,210,272

Expenditure Schedule

Phase	1st	2nd	3rd	4th	5th & 6th
PE	0	0	300,000	0	0
CN	0	0	4,910,272	0	0
Totals	0	0	5,210,272	0	0

Washington State S. T. I. P.

2017 to 2020

(Project Funds to Nearest Dollar)

MPO/RTPO: SRTC

Y Inside

N Outside

November 17, 2017

County:

Agency: WSDOT - EAST

Func Cls	Project Number	PIN	STIP ID	Imp Type	Total Project Length	Environmental Type	RW Required	Begin Termini	End Termini	Total Est. Cost of Project	STIP Amend. No.
00	9999(766)	600045D	600045D32	21	0.000	CE	No	000	000	87,202	

Eastern Region BST Rumble Strips A - Install Rumble Strips

Install rumble strips to alert distracted, inattentive, sleeping or intoxicated drivers

Funding

Phase	Start Date	Federal	Fund Code	Federal Funds		State Fund Code	State Funds	Local Funds	Total
CN	2017		HSIP	64,466			0	1,316	65,782
Project Totals				64,466			0	1,316	65,782

Expenditure Schedule

Phase	1st	2nd	3rd	4th	5th & 6th
ALL	65,000	782	0	0	0
Totals	65,000	782	0	0	0

Washington State S. T. I. P.

2017 to 2020

(Project Funds to Nearest Dollar)

MPO/RTPO: SRTC

Y Inside

N Outside

November 17, 2017

County:

Agency: WSDOT - EAST

Func Cls	Project Number	PIN	STIP ID	Imp Type	Total Project Length	Environmental Type	RW Required	Begin Termini	End Termini	Total Est. Cost of Project	STIP Amend. No.
00		600045E	600045E32	21	0.000	CE	No	000	000	88,962	

Eastern Region BST Rumble Strips B - Install Rumble Strips

Install rumble strips to alert distracted, inattentive, sleeping or intoxicated drivers

Funding

Phase	Start Date	Federal	Fund Code	Federal Funds		State Fund Code	State Funds	Local Funds	Total
PE	2017		HSIP	13,200			0	550	13,750
CN	2018		HSIP	73,708			0	1,504	75,212
Project Totals				86,908			0	2,054	88,962

Expenditure Schedule

Phase	1st	2nd	3rd	4th	5th & 6th
ALL	13,000	75,000	962	0	0
Totals	13,000	75,000	962	0	0

Washington State S. T. I. P.

2017 to 2020

(Project Funds to Nearest Dollar)

MPO/RTPO: SRTC

Y Inside

N Outside

November 17, 2017

County:

Agency: WSDOT - EAST

Func Cls	Project Number	PIN	STIP ID	Imp Type	Total Project Length	Environmental Type	RW Required	Begin Termini	End Termini	Total Est. Cost of Project	STIP Amend. No.
00		600045G	600045G32	21	0.000	CE	No	000	000	90,481	

Eastern Region BST Rumble Strips C - Install Rumble Strips

Install rumble strips to alert distracted, inattentive, sleeping or intoxicated drivers

Funding

Phase	Start Date	Federal	Fund Code	Federal Funds		State Fund Code	State Funds	Local Funds	Total
PE	2018		HSIP	13,536			0	564	14,100
CN	2019		HSIP	74,853			0	1,528	76,381
Project Totals				88,389			0	2,092	90,481

Expenditure Schedule

Phase	1st	2nd	3rd	4th	5th & 6th
ALL	0	14,000	76,000	481	0
Totals	0	14,000	76,000	481	0

Washington State S. T. I. P.

2017 to 2020

(Project Funds to Nearest Dollar)

MPO/RTPO: SRTC

Y Inside

N Outside

November 17, 2017

County:

Agency: WSDOT - EAST

Func CIs	Project Number	PIN	STIP ID	Imp Type	Total Project Length	Environmental Type	RW Required	Begin Termini	End Termini	Total Est. Cost of Project	STIP Amend. No.
00		600045F	600045F32	21	0.000	CE	No	000	000	92,138	

Eastern Region BST Rumble Strips D - Install Rumble Strips

Install rumble strips to alert distracted, inattentive, sleeping or intoxicated drivers

Funding

Phase	Start Date	Federal	Fund Code	Federal Funds		State Fund Code	State Funds	Local Funds	Total
PE	2019		HSIP	13,872			0	578	14,450
CN	2020		HSIP	76,134			0	1,554	77,688
Project Totals				90,006			0	2,132	92,138

Expenditure Schedule

Phase	1st	2nd	3rd	4th	5th & 6th
ALL	0	0	14,000	76,000	2,138
Totals	0	0	14,000	76,000	2,138

Washington State S. T. I. P.

2017 to 2020

(Project Funds to Nearest Dollar)

MPO/RTPO: SRTC

Y Inside

N Outside

November 17, 2017

County:

Agency: WSDOT - EAST

Func Cls	Project Number	PIN	STIP ID	Imp Type	Total Project Length	Environmental Type	RW Required	Begin Termini	End Termini	Total Est. Cost of Project	STIP Amend. No.
00		600045A	600045A32	21		CE	No	Various	Various	93,806	

Eastern Region BST Rumble Strips E - Install Rumble Strip

Install rumble strips to alert distracted, inattentive, sleeping or intoxicated drivers.

Funding

Phase	Start Date	Federal	Fund Code	Federal Funds		State Fund Code	State Funds	Local Funds	Total
PE	2020		HSIP	14,220			0	592	14,812
Project Totals				14,220			0	592	14,812

Expenditure Schedule

Phase	1st	2nd	3rd	4th	5th & 6th
ALL	0	0	0	14,812	78,993
Totals	0	0	0	14,812	78,993

Washington State S. T. I. P.

2017 to 2020

(Project Funds to Nearest Dollar)

MPO/RTPO: SRTC

Y Inside

N Outside

November 17, 2017

County:

Agency: WSDOT - EAST

Func Cls	Project Number	PIN	STIP ID	Imp Type	Total Project Length	Environmental Type	RW Required	Begin Termini	End Termini	Total Est. Cost of Project	STIP Amend. No.
00		600025Q	600025Q32	21	0.000	CE	No	000	000	324,413	

Eastern Region Curve Warning Sign Update 2017-2019

Update chevron signing on curves for 2009 MUTCD compliance

Funding

Phase	Start Date	Federal	Fund Code	Federal Funds		State Fund Code	State Funds	Local Funds	Total
PE	2017		HSIP	41,436			0	1,727	43,163
CN	2018		HSIP	275,625			0	5,625	281,250
Project Totals				317,061			0	7,352	324,413

Expenditure Schedule

Phase	1st	2nd	3rd	4th	5th & 6th
ALL	20,000	300,000	4,413	0	0
Totals	20,000	300,000	4,413	0	0

Washington State S. T. I. P.

2017 to 2020

(Project Funds to Nearest Dollar)

MPO/RTPO: SRTC

Y Inside

N Outside

November 17, 2017

County:

Agency: WSDOT - EAST

Func CIs	Project Number	PIN	STIP ID	Imp Type	Total Project Length	Environmental Type	RW Required	Begin Termini	End Termini	Total Est. Cost of Project	STIP Amend. No.
00		600025V	600025V32	21		CE	No	Various	Various	175,250	

Eastern Region Guardrail Installation and Retrofit 2021-23

Guardrail retrofit, installation and replacement throughout Eastern Region.

Funding

Phase	Start Date	Federal	Fund Code	Federal Funds		State Funds	Local Funds	Total
				Federal Funds	State Fund Code			
PE	2019		HSIP	29,040		0	1,210	30,250
CN	2020		HSIP	142,100		0	2,900	145,000
Project Totals				171,140		0	4,110	175,250

Expenditure Schedule

Phase	1st	2nd	3rd	4th	5th & 6th
ALL	0	0	30,250	145,000	0
Totals	0	0	30,250	145,000	0

Washington State S. T. I. P.

2017 to 2020

(Project Funds to Nearest Dollar)

MPO/RTPO: SRTC

Y Inside

N Outside

November 17, 2017

County:

Agency: WSDOT - EAST

Func Cls	Project Number	PIN	STIP ID	Imp Type	Total Project Length	Environmental Type	RW Required	Begin Termini	End Termini	Total Est. Cost of Project	STIP Amend. No.
00		600025R	600025R32	21	0.000	CE	No	000	000	500,000	

Eastern Region High Friction Surface Treatment 2017-2019

Install high friction surface treatments throughout Eastern Region

Funding

Phase	Start Date	Federal	Fund Code	Federal Funds		State Funds	Local Funds	Total
				Federal	State Fund Code			
PE	2017		HSIP	96,000		0	4,000	100,000
CN	2018		HSIP	392,000		0	8,000	400,000
Project Totals				488,000		0	12,000	500,000

Expenditure Schedule

Phase	1st	2nd	3rd	4th	5th & 6th
ALL	30,000	450,000	20,000	0	0
Totals	30,000	450,000	20,000	0	0

Washington State S. T. I. P.

2017 to 2020

(Project Funds to Nearest Dollar)

MPO/RTPO: SRTC

Y Inside

N Outside

November 17, 2017

County:

Agency: WSDOT - EAST

Func CIs	Project Number	PIN	STIP ID	Imp Type	Total Project Length	Environmental Type	RW Required	Begin Termini	End Termini	Total Est. Cost of Project	STIP Amend. No.
00		600025S	600025S32	21	0.000	CE	No	000	000	500,000	

Eastern Region High Friction Surface Treatment 2019-2021

Install high friction surface treatments throughout Eastern Region

Funding

Phase	Start Date	Federal	Fund Code	Federal Funds		State Fund Code	State Funds	Local Funds	Total
PE	2019		HSIP	96,000			0	4,000	100,000
CN	2020		HSIP	392,000			0	8,000	400,000
Project Totals				488,000			0	12,000	500,000

Expenditure Schedule

Phase	1st	2nd	3rd	4th	5th & 6th
ALL	0	0	80,000	400,000	20,000
Totals	0	0	80,000	400,000	20,000

Washington State S. T. I. P.

2017 to 2020

(Project Funds to Nearest Dollar)

MPO/RTPO: SRTC

Y Inside

N Outside

November 17, 2017

County:

Agency: WSDOT - EAST

Func Cls	Project Number	PIN	STIP ID	Imp Type	Total Project Length	Environmental Type	RW Required	Begin Termini	End Termini	Total Est. Cost of Project	STIP Amend. No.
00	9999(775)	600045B	600045B32	21	0.000	CE	No	000	000	174,118	

Eastern Region HMA Route Rumble Strips - Install Rumble Strips

Install rumble strips to alert distracted, inattentive, sleeping or intoxicated drivers

Funding

Phase	Start Date	Federal	Fund Code	Federal Funds		State Fund Code	State Funds	Local Funds	Total
CN	2017		HSIP	142,085			0	2,900	144,985
Project Totals				142,085			0	2,900	144,985

Expenditure Schedule

Phase	1st	2nd	3rd	4th	5th & 6th
ALL	140,000	4,985	0	0	0
Totals	140,000	4,985	0	0	0

Washington State S. T. I. P.

2017 to 2020

(Project Funds to Nearest Dollar)

MPO/RTPO: SRTC

Y Inside

N Outside

November 17, 2017

County:

Agency: WSDOT - EAST

Func Cls	Project Number	PIN	STIP ID	Imp Type	Total Project Length	Environmental Type	RW Required	Begin Termini	End Termini	Total Est. Cost of Project	STIP Amend. No.
00	9999(734)	600025H	600025H32	21	0.000	CE	No	000	000	3,865,317	1704 AdMod

Eastern Region Regionwide ADA Project - Pedestrian Access Upgrades

Design and construct ADA compliant pedestrian access for existing walkways. Also includes sidewalk and bus stop access improvements

Funding

Phase	Start Date	Federal Fund Code	Federal Funds		State Fund Code	State Funds	Local Funds	Total
			Federal	Fund Code				
CN	2017	STP		2,333,614		0	47,625	2,381,239
CN	2017	CMAQ		23,000		0	460	23,460
Project Totals				2,356,614		0	48,085	2,404,699

Expenditure Schedule

Phase	1st	2nd	3rd	4th	5th & 6th
ALL	2,318,206	86,299	0	0	0
Totals	2,318,206	86,299	0	0	0

Washington State S. T. I. P.

2017 to 2020

(Project Funds to Nearest Dollar)

MPO/RTPO: SRTC

Y Inside

N Outside

November 17, 2017

County:

Agency: WSDOT - EAST

Func CIs	Project Number	PIN	STIP ID	Imp Type	Total Project Length	Environmental Type	RW Required	Begin Termini	End Termini	Total Est. Cost of Project	STIP Amend. No.
00		600045I	600045I32	21	0.000	CE	No	000	000	108,420	

Eastern Region Safety Improvements - Install Rumble Strip

Install rumble strips for HMA routes based on engineering analysis

Funding

Phase	Start Date	Federal	Fund Code	Federal Funds		State Funds	Local Funds	Total
				Federal Funds	State Fund Code			
PE	2019		HSIP	42,278		0	1,761	44,039
CN	2020		HSIP	63,094		0	1,287	64,381
Project Totals				105,372		0	3,048	108,420

Expenditure Schedule

Phase	1st	2nd	3rd	4th	5th & 6th
ALL	0	0	22,565	85,855	0
Totals	0	0	22,565	85,855	0

Washington State S. T. I. P.

2017 to 2020

(Project Funds to Nearest Dollar)

MPO/RTPO: SRTC

Y Inside

N Outside

November 17, 2017

County:

Agency: WSDOT - EAST

Func Cls	Project Number	PIN	STIP ID	Imp Type	Total Project Length	Environmental Type	RW Required	Begin Termini	End Termini	Total Est. Cost of Project	STIP Amend. No.
00		600025Z	600025Z32	21	0.000	CE	No	000	000	100,000	

Eastern Region Shoulder Rumble Strip Installation 2017-2019

Install shoulder rumble strips

Funding

Phase	Start Date	Federal	Fund Code	Federal Funds		State Fund Code	State Funds	Local Funds	Total
PE	2017		HSIP	24,000			0	1,000	25,000
CN	2018		HSIP	73,500			0	1,500	75,000
Project Totals				97,500			0	2,500	100,000

Expenditure Schedule

Phase	1st	2nd	3rd	4th	5th & 6th
ALL	20,000	75,000	5,000	0	0
Totals	20,000	75,000	5,000	0	0

Washington State S. T. I. P.

2017 to 2020

(Project Funds to Nearest Dollar)

MPO/RTPO: SRTC

Y Inside

N Outside

November 17, 2017

County:

Agency: WSDOT - EAST

Func Cls	Project Number	PIN	STIP ID	Imp Type	Total Project Length	Environmental Type	RW Required	Begin Termini	End Termini	Total Est. Cost of Project	STIP Amend. No.
00		600026A	600026A32	21	0.000	CE	No	000	000	100,000	

Eastern Region Shoulder Rumble Strip Installation 2019-2021

Install shoulder rumble strips

Funding

Phase	Start Date	Federal	Fund Code	Federal Funds		State Fund Code	State Funds	Local Funds	Total
PE	2019		HSIP	24,000			0	1,000	25,000
CN	2020		HSIP	73,500			0	1,500	75,000
Project Totals				97,500			0	2,500	100,000

Expenditure Schedule

Phase	1st	2nd	3rd	4th	5th & 6th
ALL	0	0	20,000	75,000	5,000
Totals	0	0	20,000	75,000	5,000

Washington State S. T. I. P.

2017 to 2020

(Project Funds to Nearest Dollar)

MPO/RTPO: SRTC

Y Inside

N Outside

November 17, 2017

County:

Agency: WSDOT - EAST

Func Cls	Project Number	PIN	STIP ID	Imp Type	Total Project Length	Environmental Type	RW Required	Begin Termini	End Termini	Total Est. Cost of Project	STIP Amend. No.
00	9999(803)	600026E	600026E32	21	0.000	CE	No	000	000	484,526	17-10

ER Regionwide ADA Project - Pedestrian Ramp Upgrades

Design and construct ADA compliant pedestrian access for existing walkways

Funding

Phase	Start Date	Federal	Fund Code	Federal Funds		State Fund Code	State Funds	Local Funds	Total
PE	2017		STP	245,040			0	10,210	255,250
CN	2019		STP	224,691			0	4,585	229,276
Project Totals				469,731			0	14,795	484,526

Expenditure Schedule

Phase	1st	2nd	3rd	4th	5th & 6th
PE	69,920	185,330	0	0	0
CN	0	0	224,875	4,401	0
Totals	69,920	185,330	224,875	4,401	0

Washington State S. T. I. P.

2017 to 2020

(Project Funds to Nearest Dollar)

MPO/RTPO: SRTC

Y Inside

N Outside

November 17, 2017

County:

Agency: WSDOT - EAST

Func Cls	Project Number	PIN	STIP ID	Imp Type	Total Project Length	Environmental Type	RW Required	Begin Termini	End Termini	Total Est. Cost of Project	STIP Amend. No.
14		629002A	629002A32	47	0.030	DCE	No	0.20	0.23	709,299	

I-90/2nd Ave W Bridge WB On-Ramp - Deck Repair

Remove and replace existing bridge deck with a modified or latex concrete overlay.

Funding

Phase	Start Date	Federal	Fund Code	Federal Funds		State Fund Code	State Funds	Local Funds	Total
PE	2017		NHPP	114,616			0	4,776	119,392
CN	2018		NHPP	578,108			0	11,799	589,907
Project Totals				692,724			0	16,575	709,299

Expenditure Schedule

Phase	1st	2nd	3rd	4th	5th & 6th
ALL	100,000	600,000	9,299	0	0
Totals	100,000	600,000	9,299	0	0

Washington State S. T. I. P.

2017 to 2020

(Project Funds to Nearest Dollar)

MPO/RTPO: SRTC

Y Inside

N Outside

November 17, 2017

County:

Agency: WSDOT - EAST

Func CIs	Project Number	PIN	STIP ID	Imp Type	Total Project Length	Environmental Type	RW Required	Begin Termini	End Termini	Total Est. Cost of Project	STIP Amend. No.
11	0906(234)	609048J	609048J32	47	0.140	CE	No	282.11	282.25	573,313	

I-90/3rd Ave Bridge - Special Repair - EB

Remove, prepare and repair failing concrete, expansion joint and pavement seat to preserve the structural integrity of the bridge and extend its service life.

Funding

Phase	Start Date	Federal	Fund Code	Federal Funds	State Fund Code	State Funds	Local Funds	Total
CN	2017		NHPP	488,804		0	9,976	498,780
Project Totals				488,804		0	9,976	498,780

Expenditure Schedule

Phase	1st	2nd	3rd	4th	5th & 6th
ALL	498,780	0	0	0	0
Totals	498,780	0	0	0	0

Washington State S. T. I. P.

2017 to 2020

(Project Funds to Nearest Dollar)

MPO/RTPO: SRTC

Y Inside

N Outside

November 17, 2017

County:

Agency: WSDOT - EAST

Func Cls	Project Number	PIN	STIP ID	Imp Type	Total Project Length	Environmental Type	RW Required	Begin Termini	End Termini	Total Est. Cost of Project	STIP Amend. No.
11		609049M	609049M32	03	0.300	CE	No	293.70	294.00	2,500,000	

I-90/Barker Rd Intersection Improvements

Improve the intersection of the eastbound I-90 on and off ramps and Barker Rd by constructing a roundabout, and realigning Broadway Ave, by grading, drainage, paving, site preparation, permanent signing, traffic control and other work.

Funding

Phase	Start Date	Federal	Fund Code	Federal Funds	State Fund Code	State Funds	Local Funds	Total
CN	2018		DEMO	2,450,000		0	50,000	2,500,000
Project Totals				2,450,000		0	50,000	2,500,000

Expenditure Schedule

Phase	1st	2nd	3rd	4th	5th & 6th
ALL	0	2,445,000	55,000	0	0
Totals	0	2,445,000	55,000	0	0

Washington State S. T. I. P.

2017 to 2020

(Project Funds to Nearest Dollar)

MPO/RTPO: SRTC

Y Inside

N Outside

November 17, 2017

County:

Agency: WSDOT - EAST

Func Cls	Project Number	PIN	STIP ID	Imp Type	Total Project Length	Environmental Type	RW Required	Begin Termini	End Termini	Total Est. Cost of Project	STIP Amend. No.
01		609040B	609040B32	21	10.000	CE	No	280.00	290.00	5,981	

I-90/ER Illumination Rehab Phase 2 - Retrofit Luminaires

There are Eastern Region luminaire locations that conflict with the minimum safe distance for worker safety and the minimum safe distance for structure location in relation to the adjacent high voltage power lines in vicinity of these systems. This places maintenance forces in an unsafe work condition and the illumination system in proximity to these high voltage power lines at risk. This project shall address illumination location(s) on I-90 providing a safe work environment.

Funding

Phase	Start Date	Federal Fund Code	Federal Funds	State Fund Code	State Funds	Local Funds	Total
PE	2017	NHPP	754		0	31	785
CN	2018	NHPP	5,092		0	104	5,196
Project Totals			5,846		0	135	5,981

Expenditure Schedule

Phase	1st	2nd	3rd	4th	5th & 6th
ALL	786	3,780	1,415	0	0
Totals	786	3,780	1,415	0	0

Washington State S. T. I. P.

2017 to 2020

(Project Funds to Nearest Dollar)

MPO/RTPO: SRTC

Y Inside

N Outside

November 17, 2017

County:

Agency: WSDOT - EAST

Func Cls	Project Number	PIN	STIP ID	Imp Type	Total Project Length	Environmental Type	RW Required	Begin Termini	End Termini	Total Est. Cost of Project	STIP Amend. No.
11		609047K	609047K32	21	3.810	CE	No	275.90	279.71	1,858,200	

I-90/Geiger I/C to Latah Creek - Illumination Rebuild

Replace, retrofit and upgrade existing illumination system

Funding

Phase	Start Date	Federal	Fund Code	Federal Funds		State Fund Code	State Funds	Local Funds	Total
PE	2019		NHPP	227,520			0	9,480	237,000
CN	2020		NHPP	1,588,776			0	32,424	1,621,200
Project Totals				1,816,296			0	41,904	1,858,200

Expenditure Schedule

Phase	1st	2nd	3rd	4th	5th & 6th
ALL	0	0	237,000	1,621,200	0
Totals	0	0	237,000	1,621,200	0

Washington State S. T. I. P.

2017 to 2020

(Project Funds to Nearest Dollar)

MPO/RTPO: SRTC

Y Inside

N Outside

November 17, 2017

County:

Agency: WSDOT - EAST

Func Cls	Project Number	PIN	STIP ID	Imp Type	Total Project Length	Environmental Type	RW Required	Begin Termini	End Termini	Total Est. Cost of Project	STIP Amend. No.
01		609025A	609025A32	21	20.280	CE	No	255.29	275.57	440,120	

I-90/Lincoln Co Line to Geiger Rd - Roadside Safety Improvements
Remove or relocate roadside hazards or provide crashworthy barrier

Funding

Phase	Start Date	Federal Fund Code	Federal Funds		State Fund Code	State Funds	Local Funds	Total
			Federal	Fund Code				
PE	2019	HSIP		129,254		0	5,386	134,640
Project Totals				129,254		0	5,386	134,640

Expenditure Schedule

Phase	1st	2nd	3rd	4th	5th & 6th
ALL	0	0	13,131	91,400	335,589
Totals	0	0	13,131	91,400	335,589

Washington State S. T. I. P.

2017 to 2020

(Project Funds to Nearest Dollar)

MPO/RTPO: SRTC

Y Inside

N Outside

November 17, 2017

County:

Agency: WSDOT - EAST

Func Cls	Project Number	PIN	STIP ID	Imp Type	Total Project Length	Environmental Type	RW Required	Begin Termini	End Termini	Total Est. Cost of Project	STIP Amend. No.
11		609047C	609047C32	03	4.450	CE	Yes	271.81	277.26	26,600,000	

I-90/Medical Lake I/C to Geiger Field I/C - Reconstruction

Reconstruct the existing Medical Lake interchange and improvements at the Geiger interchange to improve safety and increase capacity through the interchanges.

Funding

Phase	Start Date	Federal	Fund Code	Federal Funds		State Funds	Local Funds	Total	
				State Fund Code	State Funds				
PE	2017				0	CWA	2,200,000	0	2,200,000
PE	2019				0	CWA	200,000	0	200,000
RW	2018				0	CWA	1,800,000	0	1,800,000
RW	2019				0	CWA	400,000	0	400,000
CN	2019				0	CWA	21,900,000	0	21,900,000
Project Totals					0		26,500,000	0	26,500,000

Expenditure Schedule

Phase	1st	2nd	3rd	4th	5th & 6th
ALL	100,000	2,000,000	2,500,000	10,000,000	12,000,000
Totals	100,000	2,000,000	2,500,000	10,000,000	12,000,000

Washington State S. T. I. P.

2017 to 2020

(Project Funds to Nearest Dollar)

MPO/RTPO: SRTC

Y Inside

N Outside

November 17, 2017

County:

Agency: WSDOT - EAST

Func Cls	Project Number	PIN	STIP ID	Imp Type	Total Project Length	Environmental Type	RW Required	Begin Termini	End Termini	Total Est. Cost of Project	STIP Amend. No.
11	0906(233)	609047H	609047H32	24	8.500	CE	No	277.74	286.24	5,432,000	

I-90/US 2 Garden Springs to Broadway Ave - Variable Speed System

Install congestion mitigation countermeasures which may include variable speed limits

Funding

Phase	Start Date	Federal Fund Code	Federal Funds		State Fund Code	State Funds	Local Funds	Total
			Federal	Fund Code				
CN	2018	HSIP	4,802,490			0	98,010	4,900,500
Project Totals			4,802,490			0	98,010	4,900,500

Expenditure Schedule

Phase	1st	2nd	3rd	4th	5th & 6th
ALL	0	4,900,500	0	0	0
Totals	0	4,900,500	0	0	0

Washington State S. T. I. P.

2017 to 2020

(Project Funds to Nearest Dollar)

MPO/RTPO: SRTC

Y Inside

N Outside

November 17, 2017

County:

Agency: WSDOT - EAST

Func Cls	Project Number	PIN	STIP ID	Imp Type	Total Project Length	Environmental Type	RW Required	Begin Termini	End Termini	Total Est. Cost of Project	STIP Amend. No.
14	9999(758)	629000S	629000S32	22	0.010	CE	No	5.30	5.31	2,731,864	

SR 290/Park Rd Railroad Crossing - Improvement

Upgrade railroad crossing signal preemption system

Funding

Phase	Start Date	Federal	Fund Code	Federal Funds		State Fund Code	State Funds	Local Funds	Total
CN	2018		HSIP	2,395,370			0	48,885	2,444,255
Project Totals				2,395,370			0	48,885	2,444,255

Expenditure Schedule

Phase	1st	2nd	3rd	4th	5th & 6th
ALL	0	2,400,000	44,255	0	0
Totals	0	2,400,000	44,255	0	0

Washington State S. T. I. P.

2017 to 2020

(Project Funds to Nearest Dollar)

MPO/RTPO: SRTC

Y Inside

N Outside

November 17, 2017

County:

Agency: WSDOT - EAST

Func Cls	Project Number	PIN	STIP ID	Imp Type	Total Project Length	Environmental Type	RW Required	Begin Termini	End Termini	Total Est. Cost of Project	STIP Amend. No.
14	9999(758)	629000W	629000W32	22	0.010	CE	No	8.43	8.44	1,722,264	

SR 290/Pines Rd Railroad Crossing - Improvement
Upgrade railroad crossing signal preemption system

Funding

Phase	Start Date	Federal Fund Code	Federal Funds		State Fund Code	State Funds	Local Funds	Total
			Federal	Fund Code				
CN	2018	HSIP	1,510,125			0	30,821	1,540,946
Project Totals			1,510,125			0	30,821	1,540,946

Expenditure Schedule

Phase	1st	2nd	3rd	4th	5th & 6th
ALL	0	1,500,000	40,946	0	0
Totals	0	1,500,000	40,946	0	0

Washington State S. T. I. P.

2017 to 2020

(Project Funds to Nearest Dollar)

MPO/RTPO: SRTC

Y Inside

N Outside

November 17, 2017

County:

Agency: WSDOT - EAST

Func Cls	Project Number	PIN	STIP ID	Imp Type	Total Project Length	Environmental Type	RW Required	Begin Termini	End Termini	Total Est. Cost of Project	STIP Amend. No.
14	0290(025)	629001D	629001D32	11	0.100	DCE	Yes	0.82	0.92	19,867,000	1708 AdMod

SR 290/Spokane River E Trent Br - Replace Bridge

Replace existing Bridge 290/5 with new structure

Funding

Phase	Start Date	Federal	Fund Code	Federal Funds		State Fund Code	State Funds	Local Funds	Total
RW	2017				0		0	326,000	326,000
CN	2018		NHPP		1,879		0	14,744,000	14,745,879
CN	2019		NHPP		1,259,388		0	0	1,259,388
CN	2020		NHPP		1,998,733		0	0	1,998,733
Project Totals					3,260,000		0	15,070,000	18,330,000

Expenditure Schedule

Phase	1st	2nd	3rd	4th	5th & 6th
ALL	325,500	10,377	6,955,226	7,504,402	3,533,995
Totals	325,500	10,377	6,955,226	7,504,402	3,533,995

Washington State S. T. I. P.

2017 to 2020

(Project Funds to Nearest Dollar)

MPO/RTPO: SRTC

Y Inside

N Outside

November 17, 2017

County:

Agency: WSDOT - EAST

Func Cls	Project Number	PIN	STIP ID	Imp Type	Total Project Length	Environmental Type	RW Required	Begin Termini	End Termini	Total Est. Cost of Project	STIP Amend. No.
14		629000Y	629000y32	47	0.090	CE	No	8.67	8.76	76,500	

SR 290/Spokane River Trent Bridge - Strip Seal Rehabilitation
 Remove and replace with new joint and seal on bridge 290/15S

Funding

Phase	Start Date	Federal Fund Code	Federal Funds		State Fund Code	State Funds	Local Funds	Total
			Federal	Funds				
CN	2017	STP		74,970		0	1,530	76,500
Project Totals				74,970		0	1,530	76,500

Expenditure Schedule

Phase	1st	2nd	3rd	4th	5th & 6th
ALL	76,500	0	0	0	0
Totals	76,500	0	0	0	0

Washington State S. T. I. P.

2017 to 2020

(Project Funds to Nearest Dollar)

MPO/RTPO: SRTC

Y Inside

N Outside

November 17, 2017

County:

Agency: WSDOT - EAST

Func Cls	Project Number	PIN	STIP ID	Imp Type	Total Project Length	Environmental Type	RW Required	Begin Termini	End Termini	Total Est. Cost of Project	STIP Amend. No.
14	9999(758)	629000V	629000V32	22	0.010	CE	No	5.81	5.82	890,826	

SR 290/Vista Rd Railroad Crossing - Improvement

Upgrade railroad crossing signal preemption system

Funding

Phase	Start Date	Federal	Fund Code	Federal Funds		State Fund Code	State Funds	Local Funds	Total
CN	2018		HSIP	781,100			0	15,941	797,041
Project Totals				781,100			0	15,941	797,041

Expenditure Schedule

Phase	1st	2nd	3rd	4th	5th & 6th
ALL	0	750,000	47,041	0	0
Totals	0	750,000	47,041	0	0

Washington State S. T. I. P.

2017 to 2020

(Project Funds to Nearest Dollar)

MPO/RTPO: SRTC

Y Inside

N Outside

November 17, 2017

County:

Agency: WSDOT - EAST

Func Cls	Project Number	PIN	STIP ID	Imp Type	Total Project Length	Environmental Type	RW Required	Begin Termini	End Termini	Total Est. Cost of Project	STIP Amend. No.
02		619504B	619504B32	03	36.770	CE	Yes	41.93	78.93	3,853,000	

US 195/Colfax to Spangle - Add Passing Lanes

Add passing lanes in the increasing and decreasing directions at various locations

Funding

Phase	Start Date	Federal Funds		State Fund Code	State Funds	Local Funds	Total
		Federal	Fund Code				
CN	2017			CWA	3,333,000	0	3,333,000
Project Totals					3,333,000	0	3,333,000

Expenditure Schedule

Phase	1st	2nd	3rd	4th	5th & 6th
ALL	3,333,000	0	0	0	0
Totals	3,333,000	0	0	0	0

Washington State S. T. I. P.

2017 to 2020

(Project Funds to Nearest Dollar)

MPO/RTPO: SRTC

Y Inside

N Outside

November 17, 2017

County:

Agency: WSDOT - EAST

Func Cls	Project Number	PIN	STIP ID	Imp Type	Total Project Length	Environmental Type	RW Required	Begin Termini	End Termini	Total Est. Cost of Project	STIP Amend. No.
12		619509Q	619509Q32a	21	1.000	CE	No	94.44	95.44	1,429,900	17-09

US 195/Thorpe Rd - Intersection Improvements

Revise the US 195 and Thorpe Road intersection to restrict left turn movements from Thorpe onto US 195. Left turns will need to turn right onto US 195, then make a U-turn instead of turning left (J-turn).

Funding

Phase	Start Date	Federal	Fund Code	Federal Funds	State Fund Code	State Funds	Local Funds	Total
PE	2017		NHPP	146,304		0	6,096	152,400
CN	2018		NHPP	1,251,950		0	25,550	1,277,500
Project Totals				1,398,254		0	31,646	1,429,900

Expenditure Schedule

Phase	1st	2nd	3rd	4th	5th & 6th
ALL	152,400	1,277,500	0	0	0
Totals	152,400	1,277,500	0	0	0

Washington State S. T. I. P.

2017 to 2020

(Project Funds to Nearest Dollar)

MPO/RTPO: SRTC

Y Inside

N Outside

November 17, 2017

County:

Agency: WSDOT - EAST

Func Cls	Project Number	PIN	STIP ID	Imp Type	Total Project Length	Environmental Type	RW Required	Begin Termini	End Termini	Total Est. Cost of Project	STIP Amend. No.
14	9999(578)	600229W	600229W32	22	0.010	CE	No	298.28	298.29	593,884	

US 2/Day Mt Spokane Railroad Crossing - Improvement

Upgrade the Day Mt Spokane Road signal preemption system at RR Crossing Number 58790W

Funding

Phase	Start Date	Federal Fund Code	Federal Funds		State Fund Code	State Funds	Local Funds	Total
CN	2018	HSIP		520,732		0	10,629	531,361
Project Totals				520,732		0	10,629	531,361

Expenditure Schedule

Phase	1st	2nd	3rd	4th	5th & 6th
ALL	0	500,000	31,361	0	0
Totals	0	500,000	31,361	0	0

Washington State S. T. I. P.

2017 to 2020

(Project Funds to Nearest Dollar)

MPO/RTPO: SRTC

Y Inside

N Outside

November 17, 2017

County:

Agency: WSDOT - EAST

Func Cls	Project Number	PIN	STIP ID	Imp Type	Total Project Length	Environmental Type	RW Required	Begin Termini	End Termini	Total Est. Cost of Project	STIP Amend. No.
14	0002(848)	600206B	600206B32	21	1.410	CE	Yes	297.00	298.41	3,800,000	

US 2/Deer Rd to Day Mt Spokane Rd - Corridor Improvements

Construct corridor safety measures such as changes to roadway geometrics, restricting turning movements, adding sidewalks, and enhanced electronic signing. Other low cost safety countermeasures may be included in the project.

Funding

Phase	Start Date	Federal	Fund Code	Federal Funds	State Fund Code	State Funds	Local Funds	Total
CN	2017		NHPP	2,842,000		0	58,000	2,900,000
Project Totals				2,842,000		0	58,000	2,900,000

Expenditure Schedule

Phase	1st	2nd	3rd	4th	5th & 6th
ALL	2,900,000	0	0	0	0
Totals	2,900,000	0	0	0	0

Washington State S. T. I. P.

2017 to 2020

(Project Funds to Nearest Dollar)

MPO/RTPO: SRTC

Y Inside

N Outside

November 17, 2017

County:

Agency: WSDOT - EAST

Func Cls	Project Number	PIN	STIP ID	Imp Type	Total Project Length	Environmental Type	RW Required	Begin Termini	End Termini	Total Est. Cost of Project	STIP Amend. No.
02		600200E	600200E32	21	18.500	CE	No	275.50	294.00	12,804	

US 2/ER Illumination Rehab Phase 2 - Retrofit Luminaires

There are Eastern Region luminaire locations and sign bridge that conflict with the minimum safe distance for worker safety and the minimum safe distance for structure location in relation to the adjacent high voltage power lines in the vicinity of these systems. This places maintenance forces in an unsafe work condition and the illumination system in proximity to these high voltage power lines at risk. This project shall address locations on US 2 providing a safe work environment.

Funding

Phase	Start Date	Federal Fund Code	Federal Funds	State Fund Code	State Funds	Local Funds	Total
PE	2017	NHPP	1,615		0	67	1,682
CN	2018	NHPP	10,900		0	222	11,122
Project Totals			12,515		0	289	12,804

Expenditure Schedule

Phase	1st	2nd	3rd	4th	5th & 6th
ALL	1,682	8,094	3,028	0	0
Totals	1,682	8,094	3,028	0	0

Washington State S. T. I. P.

2017 to 2020

(Project Funds to Nearest Dollar)

MPO/RTPO: SRTC

Y Inside

N Outside

November 17, 2017

County:

Agency: WSDOT - EAST

Func Cls	Project Number	PIN	STIP ID	Imp Type	Total Project Length	Environmental Type	RW Required	Begin Termini	End Termini	Total Est. Cost of Project	STIP Amend. No.
14			600227P32	21	0.010	CE	No	275.33	275.34	579,600	

US 2/Fairchild AFB - Signal Replacement

Remove and replace existing traffic signal.

Funding

Phase	Start Date	Federal	Fund Code	Federal Funds		State Fund Code	State Funds	Local Funds	Total
PE	2020		NHPP	115,200			0	4,800	120,000
Project Totals				115,200			0	4,800	120,000

Expenditure Schedule

Phase	1st	2nd	3rd	4th	5th & 6th
ALL	0	0	0	120,000	459,600
Totals	0	0	0	120,000	459,600

Washington State S. T. I. P.

2017 to 2020

(Project Funds to Nearest Dollar)

MPO/RTPO: SRTC

Y Inside

N Outside

November 17, 2017

County:

Agency: WSDOT - EAST

Func Cls	Project Number	PIN	STIP ID	Imp Type	Total Project Length	Environmental Type	RW Required	Begin Termini	End Termini	Total Est. Cost of Project	STIP Amend. No.
14		600227S	600227S32	21	0.010	CE	No	278.47	278.48	267,330	

US 2/Garfield Rd - Signal Rehabilitation

Replace outdated controller, controller cabinet, loops and failing signal system components.

Funding

Phase	Start Date	Federal	Fund Code	Federal Funds		State Fund Code	State Funds	Local Funds	Total
PE	2020		NHPP	69,120			0	2,880	72,000
Project Totals				69,120			0	2,880	72,000

Expenditure Schedule

Phase	1st	2nd	3rd	4th	5th & 6th
ALL	0	0	0	72,000	195,330
Totals	0	0	0	72,000	195,330

Washington State S. T. I. P.

2017 to 2020

(Project Funds to Nearest Dollar)

MPO/RTPO: SRTC

Y Inside

N Outside

November 17, 2017

County:

Agency: WSDOT - EAST

Func Cls	Project Number	PIN	STIP ID	Imp Type	Total Project Length	Environmental Type	RW Required	Begin Termini	End Termini	Total Est. Cost of Project	STIP Amend. No.
14		600227R	600227R32	21	0.010	CE	No	277.98	277.99	273,075	

US 2/Lawson Rd - Signal Rehabilitation

Replace outdated controller, controller cabinet, loops and failing signal system components.

Funding

Phase	Start Date	Federal	Fund Code	Federal Funds		State Fund Code	State Funds	Local Funds	Total
PE	2020		NHPP	69,120			0	2,880	72,000
Project Totals				69,120			0	2,880	72,000

Expenditure Schedule

Phase	1st	2nd	3rd	4th	5th & 6th
ALL	0	0	0	72,000	201,075
Totals	0	0	0	72,000	201,075

Washington State S. T. I. P.

2017 to 2020

(Project Funds to Nearest Dollar)

MPO/RTPO: SRTC

Y Inside

N Outside

November 17, 2017

County:

Agency: WSDOT - EAST

Func Cls	Project Number	PIN	STIP ID	Imp Type	Total Project Length	Environmental Type	RW Required	Begin Termini	End Termini	Total Est. Cost of Project	STIP Amend. No.
14	0002(850)	600228I	600228I32	40	0.120	CE	No	287.5	287.62	220,356	

US 2/Senator Sam Guess Bridge - Special Repair

Repairs to this bridge include removal and replacement of the expansion joints.

Funding

Phase	Start Date	Federal Fund Code	Federal Funds		State Fund Code	State Funds	Local Funds	Total
			Federal	Funds				
CN	2017	NHPP		179,928		0	3,672	183,600
Project Totals				179,928		0	3,672	183,600

Expenditure Schedule

Phase	1st	2nd	3rd	4th	5th & 6th
ALL	183,500	100	0	0	0
Totals	183,500	100	0	0	0

Washington State S. T. I. P.

2017 to 2020

(Project Funds to Nearest Dollar)

MPO/RTPO: SRTC

Y Inside

N Outside

November 17, 2017

County:

Agency: WSDOT - EAST

Func Cls	Project Number	PIN	STIP ID	Imp Type	Total Project Length	Environmental Type	RW Required	Begin Termini	End Termini	Total Est. Cost of Project	STIP Amend. No.
02	0395(109)	639517D	639517D32	21	3.100	CE	No	178.20	181.30	4,499,230	1707 AdMod

US 395/Deer Park Corridor Safety Improvements

This project will improve the operational characteristics and safety of intersections along the Deer Park corridor. The improvements will be based on the 2016 study recommended alternatives with the potential to reduce the frequency and severity of crashes and improve motorist safety.

Funding

Phase	Start Date	Federal Fund Code	Federal Funds		State Fund Code	State Funds	Local Funds	Total
			Federal	Funds				
PE	2017	HSIP		699,552		0	29,148	728,700
RW	2017	STP		131,349		0	2,681	134,030
CN	2018	HSIP		3,563,770		0	72,730	3,636,500
Project Totals				4,394,671		0	104,559	4,499,230

Expenditure Schedule

Phase	1st	2nd	3rd	4th	5th & 6th
ALL	554,239	3,928,491	16,500	0	0
Totals	554,239	3,928,491	16,500	0	0

Washington State S. T. I. P.

2017 to 2020

(Project Funds to Nearest Dollar)

MPO/RTPO: SRTC

Y Inside

N Outside

November 17, 2017

County:

Agency: WSDOT - EAST

Func Cls	Project Number	PIN	STIP ID	Imp Type	Total Project Length	Environmental Type	RW Required	Begin Termini	End Termini	Total Est. Cost of Project	STIP Amend. No.
12		639516D	639516D32	21	2.000	CE	No	165.00	167.00	11,962	

US 395/Illumination Rehab Phase 2 - Retrofit Luminaires

There are Eastern Region luminaire locations that conflict with the minimum safe distance for worker safety and the minimum safe distance for structure location in relation to the adjacent high voltage power lines in the vicinity of these systems. This places maintenance forces in an unsafe work condition and the illumination system in proximity to these high voltage power lines at risk. This project shall address illumination location(s) on US 395 providing a safe work environment.

Funding

Phase	Start Date	Federal Fund Code	Federal Funds		State Fund Code	State Funds	Local Funds	Total
			Federal	Fund Code				
PE	2017	NHPP		1,509		0	63	1,572
CN	2018	NHPP		10,182		0	208	10,390
Project Totals				11,691		0	271	11,962

Expenditure Schedule

Phase	1st	2nd	3rd	4th	5th & 6th
ALL	41,572	7,561	2,829	0	0
Totals	41,572	7,561	2,829	0	0

Washington State S. T. I. P.

2017 to 2020

(Project Funds to Nearest Dollar)

MPO/RTPO: SRTC

Y Inside

N Outside

November 17, 2017

County:

Agency: WSDOT - EAST

Func Cls	Project Number	PIN	STIP ID	Imp Type	Total Project Length	Environmental Type	RW Required	Begin Termini	End Termini	Total Est. Cost of Project	STIP Amend. No.
12	0395(069)	600010A	600010A32	01	10.450	EIS	Yes	157.41	167.86	154,695,394	1703 AdMod

US 395/North Spokane Corridor

Spokane lacks adequate capacity for North/South traffic from I-90 through Spokane. Design and purchases of rights of way will be advanced under this project. Noise walls along Interstate 90 will be constructed. The North Spokane Corridor will increase capacity and reduce travel time and delays. Other associated projects 0395069, 0395083

Funding

Phase	Start Date	Federal Funds		State Fund Code	State Funds	Local Funds	Total
		Federal	Fund Code				
RW	2017				0	4,400,000	4,400,000
CN	2017				0	3,556,000	3,556,000
Project Totals					0	7,956,000	7,956,000

Expenditure Schedule

Phase	1st	2nd	3rd	4th	5th & 6th
ALL	1,500,000	6,456,000	0	0	0
Totals	1,500,000	6,456,000	0	0	0

Washington State S. T. I. P.

2017 to 2020

(Project Funds to Nearest Dollar)

MPO/RTPO: SRTC

Y Inside

N Outside

November 17, 2017

County:

Agency: WSDOT - EAST

Func Cls	Project Number	PIN	STIP ID	Imp Type	Total Project Length	Environmental Type	RW Required	Begin Termini	End Termini	Total Est. Cost of Project	STIP Amend. No.
12		600015A	600015A32	01	12.450	EIS	Yes	157.41	167.86	177,900,000	

US 395/North Spokane Corridor - New Construction

Completes the North Spokane Corridor from Francis Avenue to an interim connection with I-90 including interchanges

Funding

Phase	Start Date	Federal Fund Code	Federal Funds		State Fund Code	State Funds	Local Funds	Total
PE	2017		0		CWA	4,000,000	0	4,000,000
PE	2019		0		CWA	4,000,000	0	4,000,000
RW	2017		0		CWA	30,000,000	0	30,000,000
RW	2019		0		CWA	60,000,000	0	60,000,000
Project Totals			0			98,000,000	0	98,000,000

Expenditure Schedule

Phase	1st	2nd	3rd	4th	5th & 6th
ALL	11,580,000	17,000,000	24,500,000	32,000,000	84,820,000
Totals	11,580,000	17,000,000	24,500,000	32,000,000	84,820,000

Washington State S. T. I. P.

2017 to 2020

(Project Funds to Nearest Dollar)

MPO/RTPO: SRTC

Y Inside

N Outside

November 17, 2017

County:

Agency: WSDOT - EAST

Func Cls	Project Number	PIN	STIP ID	Imp Type	Total Project Length	Environmental Type	RW Required	Begin Termini	End Termini	Total Est. Cost of Project	STIP Amend. No.
12		600015B	600015B32	01	0.660	EIS	No	161.16	161.82	20,000,000	

US 395/NSC Columbia to Freya

This project provides for the improvement of the North Spokane Corridor by constructing three lanes in each direction by grading, drainage, paving, structures, erosion control, traffic control, site preparation and other work.

Funding

Phase	Start Date	Federal	Fund Code	Federal Funds	State Fund Code	State Funds	Local Funds	Total
CN	2017			0	CWA	20,000,000	0	20,000,000
Project Totals				0		20,000,000	0	20,000,000

Expenditure Schedule

Phase	1st	2nd	3rd	4th	5th & 6th
ALL	37,559	5,739,918	7,526,432	6,696,091	0
Totals	37,559	5,739,918	7,526,432	6,696,091	0

Washington State S. T. I. P.

2017 to 2020

(Project Funds to Nearest Dollar)

MPO/RTPO: SRTC

Y Inside

N Outside

November 17, 2017

County:

Agency: WSDOT - EAST

Func Cls	Project Number	PIN	STIP ID	Imp Type	Total Project Length	Environmental Type	RW Required	Begin Termini	End Termini	Total Est. Cost of Project	STIP Amend. No.
12		600015K	600015K32	01	0.790	EIS	No	159.95	160.74	71,000,000	

US 395/NSC Spokane River to Wellesley

This project provides for the improvement of the North Spokane Corridor by constructing three lanes in each direction by grading, drainage, paving, structures, erosion control, traffic control, site preparation and other work.

Funding

Phase	Start Date	Federal	Fund Code	Federal Funds	State Fund Code	State Funds	Local Funds	Total
CN	2019			0	CWA	71,000,000	0	71,000,000
Project Totals				0		71,000,000	0	71,000,000

Expenditure Schedule

Phase	1st	2nd	3rd	4th	5th & 6th
ALL	0	0	132,443	14,146,881	56,720,676
Totals	0	0	132,443	14,146,881	56,720,676

Washington State S. T. I. P.

2017 to 2020

(Project Funds to Nearest Dollar)

MPO/RTPO: SRTC

Y Inside

N Outside

November 17, 2017

County:

Agency: WSDOT - EAST

Func Cls	Project Number	PIN	STIP ID	Imp Type	Total Project Length	Environmental Type	RW Required	Begin Termini	End Termini	Total Est. Cost of Project	STIP Amend. No.
12		600015E	600015E32	01	1.000	EIS	No	160.16	161.16	85,000,000	

US 395/NSC Wellesley to Columbia

This project provides for the improvement of the North Spokane Corridor by constructing three lanes in each direction by grading, drainage, paving, structures, erosion control, traffic control, site preparation and other work.

Funding

Phase	Start Date	Federal	Fund Code	Federal Funds	State Fund Code	State Funds	Local Funds	Total
CN	2017			0	CWA	85,000,000	0	85,000,000
Project Totals				0		85,000,000	0	85,000,000

Expenditure Schedule

Phase	1st	2nd	3rd	4th	5th & 6th
ALL	0	338,035	24,274,183	28,933,139	31,454,643
Totals	0	338,035	24,274,183	28,933,139	31,454,643

	Federal Funds	State Funds	Local Funds	Total
Agency Totals for WSDOT - EAST	63,672,588	303,833,000	24,297,017	391,802,605

Washington State S. T. I. P.

2017 to 2020

(Project Funds to Nearest Dollar)

MPO/RTPO: SWW RTPO

N Inside

Y Outside

November 17, 2017

County: Grays Harbor

Agency: Aberdeen

Func Cls	Project Number	PIN	STIP ID	Imp Type	Total Project Length	Environmental Type	RW Required	Begin Termini	End Termini	Total Est. Cost of Project	STIP Amend. No.
16			WA-06714	21	0.600	CE	No	Fuller Way/Market Street	F Street/Market Street	1,748,250	17-04

Downtown Aberdeen Revitalization Traffic Improvements

Placing a roundabout at the five (5) legged intersection of Fuller Way/F Street and Market Street in the proximity of the gateway entrance to Aberdeen. A roundabout will be designed to accommodate truck movement, a free right movement onto Market Street from Fuller Way and complement the Aberdeen revitalization movement gateway plaza project. The roundabout will be constructed allowing the removal of 2 signalized intersections.

Funding

Phase	Start Date	Federal Fund Code	Federal Funds	State Fund Code	State Funds	Local Funds	Total
PE	2017	STP(US)	143,806		0	22,444	166,250
Project Totals			143,806		0	22,444	166,250

Expenditure Schedule

Phase	1st	2nd	3rd	4th	5th & 6th
PE	166,250	0	0	0	0
Totals	166,250	0	0	0	0

	Federal Funds	State Funds	Local Funds	Total
Agency Totals for Aberdeen	143,806	0	22,444	166,250

Washington State S. T. I. P.

2017 to 2020

(Project Funds to Nearest Dollar)

MPO/RTPO: SWW RTPO

N Inside

Y Outside

November 17, 2017

County: Cowlitz

Agency: Castle Rock

Func Cls	Project Number	PIN	STIP ID	Imp Type	Total Project Length	Environmental Type	RW Required	Begin Termini	End Termini	Total Est. Cost of Project	STIP Amend. No.
06			WA-06761	28	0.100	CE	No	Boyd Lane	300' West of Salmon Creek Ln. NE	261,200	17-06

Exit 49 Pedestrian Improvement Project - Phase II

This phase will include a pedestrian crossing of SR-504 at the intersection of Boyd Lane NE with pedestrian active signal system, pedestrian friendly lighting and landscaping will also be installed.

Funding

Phase	Start Date	Federal Fund Code	Federal Funds		State Fund Code	State Funds	Local Funds	Total
			Federal	Funds				
PE	2017	TAP(R)		43,250	TIB	6,750	0	50,000
CN	2018	TAP(R)		182,688	TIB	28,512	0	211,200
Project Totals				225,938		35,262	0	261,200

Expenditure Schedule

Phase	1st	2nd	3rd	4th	5th & 6th
PE	25,000	0	0	0	0
CN	0	236,200	0	0	0
Totals	25,000	236,200	0	0	0

Washington State S. T. I. P.

2017 to 2020

(Project Funds to Nearest Dollar)

MPO/RTPO: SWW RTPO

N Inside

Y Outside

November 17, 2017

County: Cowlitz

Agency: Castle Rock

Func Cls	Project Number	PIN	STIP ID	Imp Type	Total Project Length	Environmental Type	RW Required	Begin Termini	End Termini	Total Est. Cost of Project	STIP Amend. No.
07			WA-00426	05	1.160	CE	No	Front Avenue South	Bond Road	951,900	17-05

Huntington Avenue South Overlay

Overlay Huntington Avenue South from Front Avenue South to Bond Road.

Funding

Phase	Start Date	Federal Funds		State Funds		Local Funds	Total
		Federal	Fund Code	State Fund Code	State Funds		
PE	2017		STP(R)		TIB	0	110,000
CN	2018		STP(R)		TIB	0	841,900
Project Totals				823,393		0	951,900

Expenditure Schedule

Phase	1st	2nd	3rd	4th	5th & 6th
PE	110,000	0	0	0	0
CN	0	841,900	0	0	0
Totals	110,000	841,900	0	0	0

Federal Funds		State Funds	Local Funds	Total
Agency Totals for Castle Rock		1,049,331	0	1,213,100

Washington State S. T. I. P.

2017 to 2020

(Project Funds to Nearest Dollar)

MPO/RTPO: SWW RTPO

N Inside

Y Outside

November 17, 2017

County: Lewis

Agency: Centralia

Func Cls	Project Number	PIN	STIP ID	Imp Type	Total Project Length	Environmental Type	RW Required	Begin Termini	End Termini	Total Est. Cost of Project	STIP Amend. No.
16			WA-09151	07	0.420	CE	Yes	Approximately 600 feet west of Johnson Road	Galvin Road	1,400,000	17-01

Harrison Avenue Reconstruction Project

This project includes the planing of the existing wearing course, repaving of the new wearing course, widen both sides of the street, addition of curb, gutter, sidewalk and ADA access ramps, new lane markings and new signage.

Funding

Phase	Start Date	Federal Fund Code	Federal Funds		State Fund Code	State Funds	Local Funds	Total
			Federal	Funds				
PE	2017	STP(US)		158,295		0	24,705	183,000
CN	2018	STP(US)		1,052,705		0	164,295	1,217,000
Project Totals				1,211,000		0	189,000	1,400,000

Expenditure Schedule

Phase	1st	2nd	3rd	4th	5th & 6th
PE	183,000	0	0	0	0
CN	0	950,000	267,000	0	0
Totals	183,000	950,000	267,000	0	0

Agency Totals for Centralia	Federal Funds		State Funds	Local Funds	Total
	Federal	Funds			
		1,211,000	0	189,000	1,400,000

Washington State S. T. I. P.

2017 to 2020

(Project Funds to Nearest Dollar)

MPO/RTPO: SWW RTPO

N Inside

Y Outside

November 17, 2017

County: Cowlitz

Agency: Cowlitz Co.

Func Cls	Project Number	PIN	STIP ID	Imp Type	Total Project Length	Environmental Type	RW Required	Begin Termini	End Termini	Total Est. Cost of Project	STIP Amend. No.
07			WA-03104	04	1.430	CE	Yes	0.90	2.33	4,560,000	

Delameter Road

Road reconstruction to include two travel lanes with shoulders. Includes horizontal/vertical alignment improvements.

Funding

Phase	Start Date	Federal	Fund Code	Federal Funds		State Fund Code	State Funds	Local Funds	Total
PE	2017				0	CRAB	13,500	1,500	15,000
CN	2018		STP(R)		1,123,000	CRAB	827,000	2,440,000	4,390,000
Project Totals					1,123,000		840,500	2,441,500	4,405,000

Expenditure Schedule

Phase	1st	2nd	3rd	4th	5th & 6th
PE	15,000	0	0	0	0
CN	0	4,390,000	0	0	0
Totals	15,000	4,390,000	0	0	0

Washington State S. T. I. P.

2017 to 2020

(Project Funds to Nearest Dollar)

MPO/RTPO: SWW RTPO

N Inside

Y Outside

November 17, 2017

County: Cowlitz

Agency: Cowlitz Co.

Func Cls	Project Number	PIN	STIP ID	Imp Type	Total Project Length	Environmental Type	RW Required	Begin Termini	End Termini	Total Est. Cost of Project	STIP Amend. No.
16	6741(007)		WA-03122	11	0.450	CE	Yes	1.50	1.95	2,945,000	17-01

Pacific Avenue North 1/2 Bridge Replacement

Replace existing deteriorated bridge structure. Realign roadway to avoid conflicts with existing BNSF tunnel.

Funding

Phase	Start Date	Federal	Fund Code	Federal Funds		State Funds	Local Funds	Total
				Federal	State Fund Code			
RW	2017			0		0	50,000	50,000
CN	2017		STP(BR)	2,016,000		0	504,000	2,520,000
Project Totals				2,016,000		0	554,000	2,570,000

Expenditure Schedule

Phase	1st	2nd	3rd	4th	5th & 6th
RW	50,000	0	0	0	0
CN	2,520,000	0	0	0	0
Totals	2,570,000	0	0	0	0

Agency Totals for Cowlitz Co.	Federal Funds		State Funds	Local Funds	Total
	Federal	State Fund Code			
	3,139,000		840,500	2,995,500	6,975,000

Washington State S. T. I. P.

2017 to 2020

(Project Funds to Nearest Dollar)

MPO/RTPO: SWW RTPO

N Inside

Y Outside

November 17, 2017

County: Grays Harbor

Agency: GHCOG

Func Cls	Project Number	PIN	STIP ID	Imp Type	Total Project Length	Environmental Type	RW Required	Begin Termini	End Termini	Total Est. Cost of Project	STIP Amend. No.
00			WA-08702	18	0.000	CE	No	n/a	n/a	69,364	

2018 Grays Harbor Council of Governments (GHCOG) Planning

GHCOG planning activities for 2018, which provide administration oversight of the STP process including: Mapping, technical support, file maintenance, meetings, application process, project specific assistance, agency coordination, tracking and reporting.

Funding

Phase	Start Date	Federal	Fund Code	Federal Funds	State Fund Code	State Funds	Local Funds	Total
PE	2018		STP(R)	60,000		0	9,364	69,364
Project Totals				60,000		0	9,364	69,364

Expenditure Schedule

Phase	1st	2nd	3rd	4th	5th & 6th
PE	0	69,364	0	0	0
Totals	0	69,364	0	0	0

	Federal Funds	State Funds	Local Funds	Total
Agency Totals for GHCOG	60,000	0	9,364	69,364

Washington State S. T. I. P.

2017 to 2020

(Project Funds to Nearest Dollar)

MPO/RTPO: SWW RTPO

N Inside

Y Outside

November 17, 2017

County: Grays Harbor

Agency: Grays Harbor Co.

Func Cls	Project Number	PIN	STIP ID	Imp Type	Total Project Length	Environmental Type	RW Required	Begin Termini	End Termini	Total Est. Cost of Project	STIP Amend. No.
09	2014(099)		WA-06600	11	0.070	CE	Yes	0.24	0.31	2,140,660	

Big Creek Bridge Replacement

Replace Big Creek Bridge

Funding

Phase	Start Date	Federal	Fund Code	Federal Funds		State Funds	Local Funds	Total
				Fund Code	Funds			
CN	2017		STP(BR)		1,408,528	0	352,132	1,760,660
Project Totals					1,408,528	0	352,132	1,760,660

Expenditure Schedule

Phase	1st	2nd	3rd	4th	5th & 6th
CN	1,760,660	0	0	0	0
Totals	1,760,660	0	0	0	0

Washington State S. T. I. P.

2017 to 2020

(Project Funds to Nearest Dollar)

MPO/RTPO: SWW RTPO

N Inside

Y Outside

November 17, 2017

County: Grays Harbor

Agency: Grays Harbor Co.

Func Cls	Project Number	PIN	STIP ID	Imp Type	Total Project Length	Environmental Type	RW Required	Begin Termini	End Termini	Total Est. Cost of Project	STIP Amend. No.
07	Z141(005)		WA-05600	11	0.100	CE	Yes	7.8	7.9	2,562,230	

Mox Chehalis Creek Bridge Replacement

Replace Mox Chehalis Creek Bridge

Funding

Phase	Start Date	Federal	Fund Code	Federal Funds		State Funds	Local Funds	Total
				Fund Code	Amount			
RW	2017				0	0	30,000	30,000
CN	2017		STP(BR)		1,745,784	0	436,446	2,182,230
Project Totals					1,745,784	0	466,446	2,212,230

Expenditure Schedule

Phase	1st	2nd	3rd	4th	5th & 6th
RW	30,000	0	0	0	0
CN	2,182,230	0	0	0	0
Totals	2,212,230	0	0	0	0

Washington State S. T. I. P.

2017 to 2020

(Project Funds to Nearest Dollar)

MPO/RTPO: SWW RTPO

N Inside

Y Outside

November 17, 2017

County: Grays Harbor

Agency: Grays Harbor Co.

Func Cls	Project Number	PIN	STIP ID	Imp Type	Total Project Length	Environmental Type	RW Required	Begin Termini	End Termini	Total Est. Cost of Project	STIP Amend. No.
07	2014(100)		WA-05587	11	0.300	CE	Yes	8.60	8.90	8,819,360	

Vesta Bridge Replacement

Replace North River Bridge at Vesta.

Funding

Phase	Start Date	Federal	Fund Code	Federal Funds		State Funds	Local Funds	Total
				Federal	State Fund Code			
RW	2017		STP(BR)	40,000		0	10,000	50,000
CN	2017		STP(BR)	6,375,490		0	1,593,873	7,969,363
Project Totals				6,415,490		0	1,603,873	8,019,363

Expenditure Schedule

Phase	1st	2nd	3rd	4th	5th & 6th
RW	50,000	0	0	0	0
CN	7,969,363	0	0	0	0
Totals	8,019,363	0	0	0	0

Washington State S. T. I. P.

2017 to 2020

(Project Funds to Nearest Dollar)

MPO/RTPO: SWW RTPO

N Inside

Y Outside

November 17, 2017

County: Grays Harbor

Agency: Grays Harbor Co.

Func Cls	Project Number	PIN	STIP ID	Imp Type	Total Project Length	Environmental Type	RW Required	Begin Termini	End Termini	Total Est. Cost of Project	STIP Amend. No.
07			WA-00628	04	0.140	CE	Yes	3.88	4.02	505,000	1704 AdMod

Wynoochee Wishkah Road Curve Safety Project

Project will eliminate a substandard horizontal curve on the Wynooche-Wishkah Road by replacing a 20mph curve with a 35mph curve and rebuild the roadway to current federal, state, and county standards.

Funding

Phase	Start Date	Federal Fund Code	Federal Funds	State Fund Code	State Funds	Local Funds	Total
CN	2017	STP(R)	402,225		0	62,775	465,000
Project Totals			402,225		0	62,775	465,000

Expenditure Schedule

Phase	1st	2nd	3rd	4th	5th & 6th
CN	465,000	0	0	0	0
Totals	465,000	0	0	0	0

	Federal Funds	State Funds	Local Funds	Total
Agency Totals for Grays Harbor Co.	9,972,027	0	2,485,226	12,457,253

Washington State S. T. I. P.

2017 to 2020

(Project Funds to Nearest Dollar)

MPO/RTPO: SWW RTPO

N Inside

Y Outside

November 17, 2017

County: Cowlitz

Agency: Kalama

Func Cls	Project Number	PIN	STIP ID	Imp Type	Total Project Length	Environmental Type	RW Required	Begin Termini	End Termini	Total Est. Cost of Project	STIP Amend. No.
08	08AR(003)		WA-07309	17	0.400	CE	No	Nectarine Dr	5500 Block	299,890	

Meeker Drive Slide Stabilization/Feasibility Determination

Conduct a geotechnical analysis and stabilization feasibility determination for the prevention of future landslide activity.

Funding

Phase	Start Date	Federal Fund Code	Federal Funds		State Fund Code	State Funds	Local Funds	Total
			Federal	Fund Code				
PE	2018	STP(R)	79,542			0	4,848	84,390
Project Totals			79,542			0	4,848	84,390

Expenditure Schedule

Phase	1st	2nd	3rd	4th	5th & 6th
PE	0	84,390	0	0	0
Totals	0	84,390	0	0	0

Agency Totals for Kalama	Federal Funds		State Funds	Local Funds	Total
	Federal	Fund Code			
	79,542		0	4,848	84,390

Washington State S. T. I. P.

2017 to 2020

(Project Funds to Nearest Dollar)

MPO/RTPO: SWW RTPO

N Inside

Y Outside

November 17, 2017

County: Lewis

Agency: Lewis Co.

Func Cls	Project Number	PIN	STIP ID	Imp Type	Total Project Length	Environmental Type	RW Required	Begin Termini	End Termini	Total Est. Cost of Project	STIP Amend. No.
00	000S(417)		CRP-2174B	21		CE	No	Countywide	Countywide	1,350,432	17-01

County Safety Program - Phase II - 2014 County Road Safety Improvements

Upgrade signs, improve clear zone (flatten slopes, add/upgrade barriers, widen shoulders, remove/modify fixed objects, and reduce pavement edge drop-offs).

Funding

Phase	Start Date	Federal	Fund Code	Federal Funds	State Fund Code	State Funds	Local Funds	Total
CN	2017		HSIP	1,126,074		0	125,119	1,251,193
Project Totals				1,126,074		0	125,119	1,251,193

Expenditure Schedule

Phase	1st	2nd	3rd	4th	5th & 6th
ALL	1,251,193	0	0	0	0
Totals	1,251,193	0	0	0	0

Washington State S. T. I. P.

2017 to 2020

(Project Funds to Nearest Dollar)

MPO/RTPO: SWW RTPO

N Inside

Y Outside

November 17, 2017

County: Lewis

Agency: Lewis Co.

Func Cls	Project Number	PIN	STIP ID	Imp Type	Total Project Length	Environmental Type	RW Required	Begin Termini	End Termini	Total Est. Cost of Project	STIP Amend. No.
16	5667(004)		CRP-2175D	06	0.970	CE	No	0.257	1.231	1,280,500	17-01

Jackson Hwy Rehabilitation

Planing Bituminous Pavement, Paving Fabric, HMA Pre-level and Overlay, Guardrail, and other related work.

Funding

Phase	Start Date	Federal Fund Code	Federal Funds		State Fund Code	State Funds	Local Funds	Total	
			Federal	Fund Code					
CN	2017			STP(US)		1,063,950	0	166,050	1,230,000
Project Totals						1,063,950	0	166,050	1,230,000

Expenditure Schedule

Phase	1st	2nd	3rd	4th	5th & 6th
CN	1,000,000	230,000	0	0	0
Totals	1,000,000	230,000	0	0	0

Washington State S. T. I. P.

2017 to 2020

(Project Funds to Nearest Dollar)

MPO/RTPO: SWW RTPO

N Inside

Y Outside

November 17, 2017

County: Lewis

Agency: Lewis Co.

Func Cls	Project Number	PIN	STIP ID	Imp Type	Total Project Length	Environmental Type	RW Required	Begin Termini	End Termini	Total Est. Cost of Project	STIP Amend. No.
09	2021(052)		WA-05289	44		CE	No	3.24	N/A	412,163	1707 AdMod

Oyler Rd MP 3.24 Bridge Scour

Title Category: Countywide Bridge/Road Bank Protection

Place riprap at the face of bridge footings to prevent further scour

Funding

Phase	Start Date	Federal Fund Code	Federal Funds		State Fund Code	State Funds	Local Funds	Total
			Federal Funds	State Funds				
CN	2017	STP(BR)	309,320			0	55,843	365,163
Project Totals			309,320			0	55,843	365,163

Expenditure Schedule

Phase	1st	2nd	3rd	4th	5th & 6th
CN	365,163	0	0	0	0
Totals	365,163	0	0	0	0

Agency Totals for Lewis Co.	Federal Funds		State Funds	Local Funds	Total
	Federal Funds	State Funds			
	2,499,344		0	347,012	2,846,356

Washington State S. T. I. P.

2017 to 2020

(Project Funds to Nearest Dollar)

MPO/RTPO: SWW RTPO

N Inside

Y Outside

November 17, 2017

County: Grays Harbor

Agency: McCleary

Func Cls	Project Number	PIN	STIP ID	Imp Type	Total Project Length	Environmental Type	RW Required	Begin Termini	End Termini	Total Est. Cost of Project	STIP Amend. No.
07	Z141(004)		WA-05603	04	0.260	CE	No	Mox Chehalis	E. Oak Street	2,026,441	17-04

S. 3rd Street Upper

Intersection improvements, resurface and repair, new curb and gutter, storm, sidewalks and shared bike lane.

Funding

Phase	Start Date	Federal Funds		State Fund Code	State Funds	Local Funds	Total	
		Federal	Fund Code					
RW	2017		STP(R)		86,500	0	13,500	100,000
CN	2018		STP(R)		1,424,163	0	222,268	1,646,431
Project Totals					1,510,663	0	235,768	1,746,431

Expenditure Schedule

Phase	1st	2nd	3rd	4th	5th & 6th
RW	100,000	0	0	0	0
CN	0	1,646,431	0	0	0
Totals	100,000	1,646,431	0	0	0

Federal Funds		State Funds	Local Funds	Total
Agency Totals for McCleary				
	1,510,663	0	235,768	1,746,431

Washington State S. T. I. P.

2017 to 2020

(Project Funds to Nearest Dollar)

MPO/RTPO: SWW RTPO

N Inside

Y Outside

November 17, 2017

County: Grays Harbor

Agency: Montesano

Func Cls	Project Number	PIN	STIP ID	Imp Type	Total Project Length	Environmental Type	RW Required	Begin Termini	End Termini	Total Est. Cost of Project	STIP Amend. No.
07	T140(006)		WA-03725	04	0.160	CE	Yes	Main Street	Church Street	1,088,158	1704 AdMod

East Pioneer Avenue

Upgrade East Pioneer Street, to include rebuilding street subgrade, replacing sidewalk, replacement of curb and gutter, and stormwater drainage improvements from east of Main Street to easterly of Church Street. New pavement and resurfacing to meet ADA requirements. Utility work such as water line and water services, telephone cable and gas will be relocated or adjusted to accommodate the street upgrade.

Funding

Phase	Start Date	Federal Fund Code	Federal Funds	State Fund Code	State Funds	Local Funds	Total
RW	2017		0		0	13,000	13,000
CN	2017	STP(US)	765,687		0	119,500	885,187
Project Totals			765,687		0	132,500	898,187

Expenditure Schedule

Phase	1st	2nd	3rd	4th	5th & 6th
RW	13,000	0	0	0	0
CN	885,187	0	0	0	0
Totals	898,187	0	0	0	0

	Federal Funds	State Funds	Local Funds	Total
Agency Totals for Montesano	765,687	0	132,500	898,187

Washington State S. T. I. P.

2017 to 2020

(Project Funds to Nearest Dollar)

MPO/RTPO: SWW RTPO

N Inside

Y Outside

November 17, 2017

County: Grays Harbor

Agency: Ocean Shores

Func Cls	Project Number	PIN	STIP ID	Imp Type	Total Project Length	Environmental Type	RW Required	Begin Termini	End Termini	Total Est. Cost of Project	STIP Amend. No.
07	5161(002)		12PW_PtBrn	28	0.810	CE	No	Ocean Lake Way	Taurus Blvd	787,200	

Ocean Shores Safe Routes To School Point Brown South

The project includes shared-use path, crosswalk markings, signs, street lights, install pedestrian activated crosswalk beacons, speed data recording equipment, education, encouragement and enforcement.

Funding

Phase	Start Date	Federal	Fund Code	Federal Funds	State Fund Code	State Funds	Local Funds	Total
CN	2017			0	SRTS	626,800	0	626,800
Project Totals				0		626,800	0	626,800

Expenditure Schedule

Phase	1st	2nd	3rd	4th	5th & 6th
CN	626,800	0	0	0	0
Totals	626,800	0	0	0	0

Washington State S. T. I. P.

2017 to 2020

(Project Funds to Nearest Dollar)

MPO/RTPO: SWW RTPO

N Inside

Y Outside

November 17, 2017

County: Grays Harbor

Agency: Ocean Shores

Func Cls	Project Number	PIN	STIP ID	Imp Type	Total Project Length	Environmental Type	RW Required	Begin Termini	End Termini	Total Est. Cost of Project	STIP Amend. No.
19	0907(003)		12PW_Razor	08	0.030	CE	No	Razor Clam over Lake Minard Canal	Razor Clam over Lake Minard Canal	3,600,000	

Razor Clam Bridge Replacement

Replace the existing timber bridge with single span, concrete girder bridge on the existing alignment.

Funding

Phase	Start Date	Federal	Fund Code	Federal Funds	State Fund Code	State Funds	Local Funds	Total
CN	2017		STP(BR)	2,700,000		0	0	2,700,000
Project Totals				2,700,000		0	0	2,700,000

Expenditure Schedule

Phase	1st	2nd	3rd	4th	5th & 6th
CN	2,700,000	0	0	0	0
Totals	2,700,000	0	0	0	0

	Federal Funds	State Funds	Local Funds	Total
Agency Totals for Ocean Shores	2,700,000	626,800	0	3,326,800

Washington State S. T. I. P.

2017 to 2020

(Project Funds to Nearest Dollar)

MPO/RTPO: SWW RTPO

N Inside

Y Outside

November 17, 2017

County: Pacific

Agency: Pacific Co.

Func Cls	Project Number	PIN	STIP ID	Imp Type	Total Project Length	Environmental Type	RW Required	Begin Termini	End Termini	Total Est. Cost of Project	STIP Amend. No.
08	25DC(001)		WA-08390	04	0.490	CE	No	0.00	0.49	314,000	1705 AdMod

270th Street

This project will consist of pavement repairs, resurfacing with hot mix asphalt, shoulder widening, roadway striping and centerline pavement markers from Sandridge Road (SR103) MP 0.00 to U Street MP 0.49.

Funding

Phase	Start Date	Federal Fund Code	Federal Funds		State Fund Code	State Funds	Local Funds	Total
			Federal	Fund Code				
PE	2017	STP(R)		12,975		0	2,025	15,000
CN	2017	STP(R)		258,634		0	40,366	299,000
Project Totals				271,609		0	42,391	314,000

Expenditure Schedule

Phase	1st	2nd	3rd	4th	5th & 6th
PE	15,000	0	0	0	0
CN	299,000	0	0	0	0
Totals	314,000	0	0	0	0

Washington State S. T. I. P.

2017 to 2020

(Project Funds to Nearest Dollar)

MPO/RTPO: SWW RTPO

N Inside

Y Outside

November 17, 2017

County: Pacific

Agency: Pacific Co.

Func Cls	Project Number	PIN	STIP ID	Imp Type	Total Project Length	Environmental Type	RW Required	Begin Termini	End Termini	Total Est. Cost of Project	STIP Amend. No.
08	25EF(001)		WA-09251	04	0.700	CE	No	0.00	0.70	337,500	1705 AdMod

Mill Creek Road

This project will consist of pavement repairs, resurfacing with hot mix asphalt, shoulder widening, roadway striping and centerline pavement markers.

Funding

Phase	Start Date	Federal Fund Code	Federal Funds		State Fund Code	State Funds	Local Funds	Total
			Federal	Funds				
PE	2017	STP(R)		25,950		0	4,050	30,000
CN	2017	STP(R)		265,987		0	41,513	307,500
Project Totals				291,937		0	45,563	337,500

Expenditure Schedule

Phase	1st	2nd	3rd	4th	5th & 6th
PE	30,000	0	0	0	0
CN	307,500	0	0	0	0
Totals	337,500	0	0	0	0

Agency Totals for Pacific Co.	Federal Funds		State Funds	Local Funds	Total
	Federal	Funds			
		563,546	0	87,954	651,500

Washington State S. T. I. P.

2017 to 2020

(Project Funds to Nearest Dollar)

MPO/RTPO: SWW RTPO

N Inside

Y Outside

November 17, 2017

County: Lewis

Agency: Port of Centralia

Func Cls	Project Number	PIN	STIP ID	Imp Type	Total Project Length	Environmental Type	RW Required	Begin Termini	End Termini	Total Est. Cost of Project	STIP Amend. No.
16			WA-06285	01	0.390	EA	No	I-5	Mellen Street	3,749,078	1701 AdMod

Mellen Street Gateway Connector

This project includes the construction of a new roadway from the I-5/Mellen Street Interchange to the intersection of Mellen Street and Alder Street. It also includes the construction of a roundabout at the intersection of the new roadway with Alder Street and Mellen Street. It also includes the construction of a roundabout or traffic signal at the intersection of the new roadway with Alder Street.

Funding

Phase	Start Date	Federal Funds		State Fund Code	State Funds	Local Funds	Total
		Federal	Fund Code				
PE	2017	0		CWA	444,232	69,331	513,563
CN	2017	0		CWA	2,798,720	436,795	3,235,515
Project Totals		0			3,242,952	506,126	3,749,078

Expenditure Schedule

Phase	1st	2nd	3rd	4th	5th & 6th
PE	513,563	0	0	0	0
CN	3,235,515	0	0	0	0
Totals	3,749,078	0	0	0	0

Federal Funds

	Federal Funds	State Funds	Local Funds	Total
Agency Totals for Port of Centralia	0	3,242,952	506,126	3,749,078

Washington State S. T. I. P.

2017 to 2020

(Project Funds to Nearest Dollar)

MPO/RTPO: SWW RTPO

N Inside

Y Outside

November 17, 2017

County: Cowlitz

Agency: Port of Kalama

Func Cls	Project Number	PIN	STIP ID	Imp Type	Total Project Length	Environmental Type	RW Required	Begin Termini	End Termini	Total Est. Cost of Project	STIP Amend. No.
00			WA-10104	44		CE	No	N/A	N/A	21,500,000	17-09

Kalama Methanol Manufacturing and Exporting Facility (KMMEF) - Dock

The new export dock is designed to accommodate both the existing fleet and future generations of methanol carriers. The dock would generally be 530 feet long and 36 feet wide and would be designed to accommodate vessels ranging in size from 45,000 deadweight tonnage (DWT) to 127,000 DWT, measuring from 600 to 900 feet in length, and 106 to 152 feet in width. The dock would consist of a transition platform, trestle, and turning platform. From the access trestle, the berth face of the dock would extend approximately 530 feet downstream, and would consist of an approximately 100- by 54-foot transition platform, a 370- by 36-foot berth trestle, and a 104- by 112-foot turning platform.

Funding

Phase	Start Date	Federal Funds		State Fund Code	State Funds	Local Funds	Total
		Federal	Fund Code				
PE	2017				0	1,000,000	1,000,000
		Project Totals			0	1,000,000	1,000,000

Expenditure Schedule

Phase	1st	2nd	3rd	4th	5th & 6th
PE	1,000,000	0	0	0	0
Totals	1,000,000	0	0	0	0

Washington State S. T. I. P.

2017 to 2020

(Project Funds to Nearest Dollar)

MPO/RTPO: SWW RTPO

N Inside

Y Outside

November 17, 2017

County: Cowlitz

Agency: Port of Kalama

Func Cls	Project Number	PIN	STIP ID	Imp Type	Total Project Length	Environmental Type	RW Required	Begin Termini	End Termini	Total Est. Cost of Project	STIP Amend. No.
06			WA-10105	01	0.720	CE	No	Eastwind Rd	Columbia River	1,320,000	17-09

Kalama Methanol Manufacturing and Exporting Facility (KMMEF) - Improvements to Trandewinds and Eastwind Roads

Improvements to local roads to include: Road "A" will be a new, 680-foot long road that will provide access to Air Liquide, an existing Port tenant, and to the Port's wastewater treatment plant. The new road will also provide emergency response access to the methanol plant. Road "A" is needed because the existing access road will be taken out of service to accommodate the new methanol plant footprint. Road "B" will be a 3,100-foot long improvement to an existing gravel road that today is not capable of handling general road or bike traffic.

Funding

Phase	Start Date	Federal Fund Code	Federal Funds	State Fund Code	State Funds	Local Funds	Total
PE	2017		0		0	120,000	120,000
Project Totals			0		0	120,000	120,000

Expenditure Schedule

Phase	1st	2nd	3rd	4th	5th & 6th
PE	120,000	0	0	0	0
Totals	120,000	0	0	0	0

Washington State S. T. I. P.

2017 to 2020

(Project Funds to Nearest Dollar)

MPO/RTPO: SWW RTPO

N Inside

Y Outside

November 17, 2017

County: Cowlitz

Agency: Port of Kalama

Func CIs	Project Number	PIN	STIP ID	Imp Type	Total Project Length	Environmental Type	RW Required	Begin Termini	End Termini	Total Est. Cost of Project	STIP Amend. No.
07			WA-10102	03	0.930	CE	No	I5 Exit 32/Kalama River Rd	Norris Pit Rd	5,305,300	17-07

Spencer Creek Business Park Surface Street Improvement

The Port of Kalama is improving Kalama River Road and Highway 99 to achieve the vision of the Port's East Port Master Plan, which includes creation of Spencer Creek Business Park and Haydu Community Park. The project is adjacent to Interstate 5, on the east side of exit 32. The Port will improve roadway by adding a third lane throughout the project, expanding each lane's width, and adding sidewalks, pedestrian crossings, traffic-calming features and landscaping. In addition, the Port will construct a roundabout at the intersection of Kalama River Road and Highway 99.

The current road condition consists of two, 12-foot lanes. Kalama River Road has a 35-mph speed limit. Highway 99 has a 40-mph speed limit. The two roads intersect, with traffic controlled by a single stop sign on Highway 99 at a T-intersection with Kalama River Road. The road is primarily travelled for local residences, recreation and logging industry.

Funding

Phase	Start Date	Federal	Fund Code	Federal Funds		State Funds	Local Funds	Total
				Federal	State Fund Code			
PE	2017			0		0	305,300	305,300
CN	2018			0		0	2,000,000	2,000,000
CN	2019			0		0	2,087,641	2,087,641
CN	2020		STP(R)	912,359		0	0	912,359
Project Totals				912,359		0	4,392,941	5,305,300

Washington State S. T. I. P.

2017 to 2020

(Project Funds to Nearest Dollar)

MPO/RTPO: SWW RTPO

N Inside

Y Outside

November 17, 2017

County: Cowlitz

Agency: Port of Kalama

Expenditure Schedule

Phase	1st	2nd	3rd	4th	5th & 6th
PE	305,300	0	0	0	0
CN	0	2,000,000	2,087,641	912,359	0
Totals	305,300	2,000,000	2,087,641	912,359	0

Federal Funds

	Federal Funds	State Funds	Local Funds	Total
Agency Totals for Port of Kalama	912,359	0	5,512,941	6,425,300

Washington State S. T. I. P.

2017 to 2020

(Project Funds to Nearest Dollar)

MPO/RTPO: SWW RTPO

N Inside

Y Outside

November 17, 2017

County: Wahkiakum

Agency: Wahkiakum Co.

Func Cls	Project Number	PIN	STIP ID	Imp Type	Total Project Length	Environmental Type	RW Required	Begin Termini	End Termini	Total Est. Cost of Project	STIP Amend. No.
09			WA-08626	04	2.750	CE	No	2.24	4.99	267,000	17-05

Steamboat Slough Road Safety and Access Preservation

Construct HMA overlay, improve turnaround, construct turnouts, construct kiosk, install guardrail.

Funding

Phase	Start Date	Federal	Fund Code	Federal Funds		State Fund Code	State Funds	Local Funds	Total
PE	2017		WFL	37,000			0	5,775	42,775
CN	2017		WFL	58,660			0	9,155	67,815
CN	2018		WFL	96,331			0	15,034	111,365
CN	2019		WFL	38,964			0	6,081	45,045
Project Totals				230,955			0	36,045	267,000

Expenditure Schedule

Phase	1st	2nd	3rd	4th	5th & 6th
PE	42,775	0	0	0	0
CN	67,815	111,365	45,045	0	0
Totals	110,590	111,365	45,045	0	0

Washington State S. T. I. P.

2017 to 2020

(Project Funds to Nearest Dollar)

MPO/RTPO: SWW RTPO

N Inside

Y Outside

November 17, 2017

County: Wahkiakum

Agency: Wahkiakum Co.

Func Cls	Project Number	PIN	STIP ID	Imp Type	Total Project Length	Environmental Type	RW Required	Begin Termini	End Termini	Total Est. Cost of Project	STIP Amend. No.
00			WA-07458	21		CE	No	Various	Various	164,776	17-05

Wahkiakum County Rural Safety Improvements (HSIP)

Add friction course to problem spots for ice, add new advisory signage. Improve curve radius with HMA, replace signs on local access roads with new retro-reflective standard signs.

Funding

Phase	Start Date	Federal	Fund Code	Federal Funds	State Fund Code	State Funds	Local Funds	Total
PE	2017		HSIP	30,798		0	3,422	34,220
CN	2017		HSIP	117,500		0	13,056	130,556
Project Totals				148,298		0	16,478	164,776

Expenditure Schedule

Phase	1st	2nd	3rd	4th	5th & 6th
PE	34,220	0	0	0	0
CN	130,556	0	0	0	0
Totals	164,776	0	0	0	0

Washington State S. T. I. P.

2017 to 2020

(Project Funds to Nearest Dollar)

MPO/RTPO: SWW RTPO

N Inside

Y Outside

November 17, 2017

County: Wahkiakum

Agency: Wahkiakum Co.

Func Cls	Project Number	PIN	STIP ID	Imp Type	Total Project Length	Environmental Type	RW Required	Begin Termini	End Termini	Total Est. Cost of Project	STIP Amend. No.
07	2011(044)		WA-05048	26		CE	No	N/A	N/A	6,822,982	17-05

Wahkiakum Ferry/Ferry Ramp Modification

PHASE 1: Construction of a new vehicle ferry, crew training, sea trials, and US Coast Guard inspections and approvals. PHASE 2: Retrofit of the ferry landing and basin/berthing area to accommodate the larger vessel.

Funding

Phase	Start Date	Federal	Fund Code	Federal Funds		State Funds	Local Funds	Total
				Fund Code	Federal Funds			
CN	2017		STP(R)		199,051	0	0	199,051
CN	2017		FBP		178,856	0	0	178,856
CN	2018		STP(R)		97,250	0	34,722	131,972
CN	2019		STP(R)		97,250	0	34,722	131,972
CN	2020		STP(R)		97,250	0	34,722	131,972
Project Totals					669,657	0	104,166	773,823

Expenditure Schedule

Phase	1st	2nd	3rd	4th	5th & 6th
CN	377,907	131,972	131,972	131,972	326,177
Totals	377,907	131,972	131,972	131,972	326,177

Agency Totals for Wahkiakum Co.	Federal Funds		State Funds	Local Funds	Total
	Federal Funds	Federal Funds			
	1,048,910		0	156,689	1,205,599

Washington State S. T. I. P.

2017 to 2020

(Project Funds to Nearest Dollar)

MPO/RTPO: SWW RTPO

N Inside

Y Outside

November 17, 2017

County: Lewis

Agency: Winlock

Func Cls	Project Number	PIN	STIP ID	Imp Type	Total Project Length	Environmental Type	RW Required	Begin Termini	End Termini	Total Est. Cost of Project	STIP Amend. No.
08	21AF(001)		FirBr	11	0.030	CE	Yes	Fir Street	Fir Street	3,518,000	

Fir Street Bridge Replacement

Replace the existing bridge across Olequa Creek at Fir Street.

Funding

Phase	Start Date	Federal	Fund Code	Federal Funds		State Funds	Local Funds	Total
				State Fund Code	State Funds			
RW	2017		STP(BR)		80,000	0	20,000	100,000
CN	2018		STP(BR)		2,199,600	0	549,900	2,749,500
Project Totals					2,279,600	0	569,900	2,849,500

Expenditure Schedule

Phase	1st	2nd	3rd	4th	5th & 6th
RW	100,000	0	0	0	0
CN	0	2,749,500	0	0	0
Totals	100,000	2,749,500	0	0	0

Washington State S. T. I. P.

2017 to 2020

(Project Funds to Nearest Dollar)

MPO/RTPO: SWW RTPO

N Inside

Y Outside

November 17, 2017

County: Lewis

Agency: Winlock

Func Cls	Project Number	PIN	STIP ID	Imp Type	Total Project Length	Environmental Type	RW Required	Begin Termini	End Termini	Total Est. Cost of Project	STIP Amend. No.
09	1455(003)		Walnut Br	11	0.020	CE	Yes	Walnut Street	Walnut Street	786,300	

Walnut Street/Olequa Bridge Scour Repair
Scour repair

Funding

Phase	Start Date	Federal	Fund Code	Federal Funds		State Funds	Local Funds	Total
				State Fund Code	State Funds			
RW	2017		STP(BR)		25,000	0	2,778	27,778
CN	2018		STP(BR)		591,800	0	0	591,800
Project Totals					616,800	0	2,778	619,578

Expenditure Schedule

Phase	1st	2nd	3rd	4th	5th & 6th
RW	27,778	0	0	0	0
CN	0	596,300	0	0	0
Totals	27,778	596,300	0	0	0

Federal Funds				State Funds	Local Funds	Total
Agency Totals for Winlock				0	572,678	3,469,078

Washington State S. T. I. P.

2017 to 2020

(Project Funds to Nearest Dollar)

MPO/RTPO: SWW RTPO

N Inside

Y Outside

November 17, 2017

County:

Agency: WSDOT - OLY

Func Cls	Project Number	PIN	STIP ID	Imp Type	Total Project Length	Environmental Type	RW Required	Begin Termini	End Termini	Total Est. Cost of Project	STIP Amend. No.
00	9999(750)	300015T	300015T14	21		CE	No	Various	Various	245,827	

15-17 OR Region Wide Basic Safety - Guardrail

To address region wide structurally deficient safety features which need to be adjusted or replaced to sustain safety for the traveling public. Potential improvements may include guardrail, guardrail terminals, bridge end protection and concrete barrier where needed.

Funding

Phase	Start Date	Federal	Fund Code	Federal Funds	State Fund Code	State Funds	Local Funds	Total
CN	2017		STP	207,401		0	4,233	211,634
Project Totals				207,401		0	4,233	211,634

Expenditure Schedule

Phase	1st	2nd	3rd	4th	5th & 6th
CN	211,634	0	0	0	0
Totals	211,634	0	0	0	0

Washington State S. T. I. P.

2017 to 2020

(Project Funds to Nearest Dollar)

MPO/RTPO: SWW RTPO

N Inside

Y Outside

November 17, 2017

County:

Agency: WSDOT - OLY

Func Cls	Project Number	PIN	STIP ID	Imp Type	Total Project Length	Environmental Type	RW Required	Begin Termini	End Termini	Total Est. Cost of Project	STIP Amend. No.
02		300098J	300098J14	21		CE	No	Various	Various	955,396	

Olympic Region Guardrail Installations

This project will install guardrail, as needs are identified in the Olympic Region.

Funding

Phase	Start Date	Federal	Fund Code	Federal Funds		State Funds	Local Funds	Total
				Federal	State Fund Code			
PE	2017		HSIP	152,250		0	6,344	158,594
CN	2018		STP	780,866		0	15,936	796,802
Project Totals				933,116		0	22,280	955,396

Expenditure Schedule

Phase	1st	2nd	3rd	4th	5th & 6th
PE	158,594	0	0	0	0
CN	0	796,802	0	0	0
Totals	158,594	796,802	0	0	0

Washington State S. T. I. P.

2017 to 2020

(Project Funds to Nearest Dollar)

MPO/RTPO: SWW RTPO

N Inside

Y Outside

November 17, 2017

County:

Agency: WSDOT - OLY

Func Cls	Project Number	PIN	STIP ID	Imp Type	Total Project Length	Environmental Type	RW Required	Begin Termini	End Termini	Total Est. Cost of Project	STIP Amend. No.
02		300072L	300072L14	21		CE	No	Various	Various	59,111	

Olympic Region Major Electrical Rehab - RWIS Upgrades

Variable message signs and road weather information systems in the Region have been evaluated and outdated systems will be upgraded to improve the benefits these systems provide to the public. Upgrade variable message signs and road weather information systems.

Funding

Phase	Start Date	Federal	Fund Code	Federal Funds	State Fund Code	State Funds	Local Funds	Total
CN	2017			0	CWA	56,279	0	56,279
Project Totals				0		56,279	0	56,279

Expenditure Schedule

Phase	1st	2nd	3rd	4th	5th & 6th
CN	56,279	0	0	0	0
Totals	56,279	0	0	0	0

Washington State S. T. I. P.

2017 to 2020

(Project Funds to Nearest Dollar)

MPO/RTPO: SWW RTPO

N Inside

Y Outside

November 17, 2017

County:

Agency: WSDOT - OLY

Func Cls	Project Number	PIN	STIP ID	Imp Type	Total Project Length	Environmental Type	RW Required	Begin Termini	End Termini	Total Est. Cost of Project	STIP Amend. No.
00		300018C	300018C-14	21		CE	No	various	various	175,523	17-07

OR Breakaway Cable Terminal Replacement - Non-Interstate

The breakaway cable terminal (W-Beam terminal) design does not meet NCHRP 350 specifications, and has been identified for active removal since 1994. This project will complete the work identified earlier and replace these devices before they are hit and the device fails to act as they were intended. Replacing them will increase the safety of the motoring public and reduces the risk to the agency.

Funding

Phase	Start Date	Federal Fund Code	Federal Funds		Local Funds	Total
			State Fund Code	State Funds		
PE	2018	HSIP		22,409	0	22,866
CN	2018	HSIP		146,550	0	152,656
Project Totals				168,959	0	175,522

Expenditure Schedule

Phase	1st	2nd	3rd	4th	5th & 6th
PE	0	22,866	0	0	0
CN	0	152,656	0	0	0
Totals	0	175,522	0	0	0

Washington State S. T. I. P.

2017 to 2020

(Project Funds to Nearest Dollar)

MPO/RTPO: SWW RTPO

N Inside

Y Outside

November 17, 2017

County:

Agency: WSDOT - OLY

Func Cls	Project Number	PIN	STIP ID	Imp Type	Total Project Length	Environmental Type	RW Required	Begin Termini	End Termini	Total Est. Cost of Project	STIP Amend. No.
07		310517A	310517A-14	21	0.010	CE	Yes	032.62	032.63	1,337,700	17-08

SR 105 Spur//S of Ocean Ave and Montesano St - Roundabout

The existing signal system is outdated and maintenance costs have become excessive. By replacing the existing obsolete system with a roundabout, maintenance costs will be significantly reduced and it will meet current standards.

Funding

Phase	Start Date	Federal	Fund Code	Federal Funds		State Funds	Local Funds	Total	
				State Fund Code	State Funds				
PE	2018				0	CWA	254,000	0	254,000
RW	2018				0	CWA	53,700	0	53,700
CN	2019				0	CWA	1,030,000	0	1,030,000
Project Totals					0		1,337,700	0	1,337,700

Expenditure Schedule

Phase	1st	2nd	3rd	4th	5th & 6th
PE	0	254,000	0	0	0
RW	0	53,700	0	0	0
ALL	0	0	1,030,000	0	0
Totals	0	307,700	1,030,000	0	0

Washington State S. T. I. P.

2017 to 2020

(Project Funds to Nearest Dollar)

MPO/RTPO: SWW RTPO

N Inside

Y Outside

November 17, 2017

County:

Agency: WSDOT - OLY

Func Cls	Project Number	PIN	STIP ID	Imp Type	Total Project Length	Environmental Type	RW Required	Begin Termini	End Termini	Total Est. Cost of Project	STIP Amend. No.
16		310503C	310503C-14	21	0.120	CE	Yes	047.64	048.76	544,349	

SR 105/Westport Rd to Scott St - ADA Compliance

This project will look at the ADA curb ramps within the project area to determine if they meet current ADA standards. Upgrading curb ramps to current standards will improve pedestrian access and has the potential to improve safety.

Funding

Phase	Start Date	Federal	Fund Code	Federal Funds		State Fund Code	State Funds	Local Funds	Total
PE	2017		STP	71,667			0	2,986	74,653
RW	2017		STP	20,658			0	422	21,080
CN	2018		STP	439,644			0	8,972	448,616
Project Totals				531,969			0	12,380	544,349

Expenditure Schedule

Phase	1st	2nd	3rd	4th	5th & 6th
PE	74,653	0	0	0	0
RW	21,080	0	0	0	0
CN	0	448,616	0	0	0
Totals	95,733	448,616	0	0	0

Washington State S. T. I. P.

2017 to 2020

(Project Funds to Nearest Dollar)

MPO/RTPO: SWW RTPO

N Inside

Y Outside

November 17, 2017

County:

Agency: WSDOT - OLY

Func Cls	Project Number	PIN	STIP ID	Imp Type	Total Project Length	Environmental Type	RW Required	Begin Termini	End Termini	Total Est. Cost of Project	STIP Amend. No.
06		310705B	310705B14	40	0.250	DCE	No	006.96	007.02	3,408,947	

SR 107/Chahalis River Bridge - Bridge Painting

The steel components of this structure require cleaning and painting to delay deterioration. By painting this structure, the service life of the bridge will be extended. Paint steel bridge 107/004.

Funding

Phase	Start Date	Federal	Fund Code	Federal Funds	State Fund Code	State Funds	Local Funds	Total
CN	2017			0	CWA	3,178,557	0	3,178,557
Project Totals				0		3,178,557	0	3,178,557

Expenditure Schedule

Phase	1st	2nd	3rd	4th	5th & 6th
CN	3,178,557	0	0	0	0
Totals	3,178,557	0	0	0	0

Washington State S. T. I. P.

2017 to 2020

(Project Funds to Nearest Dollar)

MPO/RTPO: SWW RTPO

N Inside

Y Outside

November 17, 2017

County:

Agency: WSDOT - OLY

Func Cls	Project Number	PIN	STIP ID	Imp Type	Total Project Length	Environmental Type	RW Required	Begin Termini	End Termini	Total Est. Cost of Project	STIP Amend. No.
16		310702B	310702B14	14	0.250	EA	No	6.82	7.07	12,500,000	1701 AdMod

SR 107/Chehalis River Bridge - Structural Rehabilitation

The timber structure portion of the bridge has deteriorated and needs replacement. Additionally, the bridge railing is outdated and needs replacement also. This project will replace the timber structure which is on the south approach and replace all of the bridge railing which will extend the service life of the bridge. Replace deteriorated timber structure and bridge railing 107/004.

Funding

Phase	Start Date	Federal Funds		State Funds		Local Funds	Total
		Federal	Fund Code	State Fund Code	State Funds		
PE	2017	0		CWA	1,700,000	0	1,700,000
CN	2017	0		CWA	9,800,000	0	9,800,000
Project Totals		0			11,500,000	0	11,500,000

Expenditure Schedule

Phase	1st	2nd	3rd	4th	5th & 6th
PE	1,700,000	0	0	0	0
CN	9,800,000	0	0	0	0
Totals	11,500,000	0	0	0	0

Washington State S. T. I. P.

2017 to 2020

(Project Funds to Nearest Dollar)

MPO/RTPO: SWW RTPO

N Inside

Y Outside

November 17, 2017

County:

Agency: WSDOT - OLY

Func Cls	Project Number	PIN	STIP ID	Imp Type	Total Project Length	Environmental Type	RW Required	Begin Termini	End Termini	Total Est. Cost of Project	STIP Amend. No.
06		310818G	310818G-14	21	1.220	CE	Yes	000.00	001.22	133,267	17-01

SR 108/SR 8 to Veterans Way- ADA Compliance

ADA curb ramps do not meet current ADA standards. Upgrading curb ramps to current standards will improve pedestrian access and has the potential to improve safety.

Funding

Phase	Start Date	Federal	Fund Code	Federal Funds		State Funds	Local Funds	Total
				Federal Funds	State Fund Code			
PE	2018		STP	20,640		0	860	21,500
RW	2018		STP	23,246		0	474	23,720
CN	2019		STP	86,286		0	1,761	88,047
Project Totals				130,172		0	3,095	133,267

Expenditure Schedule

Phase	1st	2nd	3rd	4th	5th & 6th
PE	0	21,500	0	0	0
RW	0	23,720	0	0	0
CN	0	0	88,047	0	0
Totals	0	45,220	88,047	0	0

Washington State S. T. I. P.

2017 to 2020

(Project Funds to Nearest Dollar)

MPO/RTPO: SWW RTPO

N Inside

Y Outside

November 17, 2017

County:

Agency: WSDOT - OLY

Func Cls	Project Number	PIN	STIP ID	Imp Type	Total Project Length	Environmental Type	RW Required	Begin Termini	End Termini	Total Est. Cost of Project	STIP Amend. No.
06		310929F	310929F-14	14	2.140	CE	No	008.66	010.80	68,057	17-07

SR 109/Grass Creek Br to Conner Creek Br - Special Repair

The strip seal expansion joints on these structures have reached their usable service life and need replacement. The bridge deck degrading needs to be addressed. This project will replace the strip seals expansion joints and fixed the bridge deck to extend the service life of these structures. Expansion joints and deck repairs on 109/8, 109/9 & 109/11.

Funding

Phase	Start Date	Federal Fund Code	Federal Funds		Total
			State Fund Code	State Funds	
PE	2018	NHPP		5,914	6,160
CN	2018	NHPP		60,659	61,897
Project Totals				66,573	68,057

Expenditure Schedule

Phase	1st	2nd	3rd	4th	5th & 6th
PE	0	6,160	0	0	0
CN	0	61,897	0	0	0
Totals	0	68,057	0	0	0

Washington State S. T. I. P.

2017 to 2020

(Project Funds to Nearest Dollar)

MPO/RTPO: SWW RTPO

N Inside

Y Outside

November 17, 2017

County:

Agency: WSDOT - OLY

Func Cls	Project Number	PIN	STIP ID	Imp Type	Total Project Length	Environmental Type	RW Required	Begin Termini	End Termini	Total Est. Cost of Project	STIP Amend. No.
06		310927B	310927B-14	14	0.070	CE	No	006.45	006.52	153,750	17-01

SR 109/Grass Creek Bridge - Special Repair

The timber piles are deteriorating. Replacing the timber piles will restore structural integrity, reduce maintenance costs, and extend the service life of the bridge. Repair timber piles 109/006.

Funding

Phase	Start Date	Federal	Fund Code	Federal Funds	State Fund Code	State Funds	Local Funds	Total
CN	2018		NHPP	150,675		0	3,075	153,750
Project Totals				150,675		0	3,075	153,750

Expenditure Schedule

Phase	1st	2nd	3rd	4th	5th & 6th
CN	0	150,675	0	0	0
Totals	0	150,675	0	0	0

Washington State S. T. I. P.

2017 to 2020

(Project Funds to Nearest Dollar)

MPO/RTPO: SWW RTPO

N Inside

Y Outside

November 17, 2017

County:

Agency: WSDOT - OLY

Func Cls	Project Number	PIN	STIP ID	Imp Type	Total Project Length	Environmental Type	RW Required	Begin Termini	End Termini	Total Est. Cost of Project	STIP Amend. No.
06		310909B	310909B14	40	0.070	DCE	No	10.24	10.31	1,487,749	

SR 109/Humptulips River Bridge - Bridge Painting

The steel components of this structure require cleaning and painting to delay deterioration. By painting this structure, the service life of the bridge will be extended. Paint steel bridge 109/010.

Funding

Phase	Start Date	Federal	Fund Code	Federal Funds	State Fund Code	State Funds	Local Funds	Total
PE	2020			0	CWA	168,992	0	168,992
Project Totals				0		168,992	0	168,992

Expenditure Schedule

Phase	1st	2nd	3rd	4th	5th & 6th
PE	0	0	0	168,992	0
CN	0	0	0	0	1,318,757
Totals	0	0	0	168,992	1,318,757

Washington State S. T. I. P.

2017 to 2020

(Project Funds to Nearest Dollar)

MPO/RTPO: SWW RTPO

N Inside

Y Outside

November 17, 2017

County:

Agency: WSDOT - OLY

Func Cls	Project Number	PIN	STIP ID	Imp Type	Total Project Length	Environmental Type	RW Required	Begin Termini	End Termini	Total Est. Cost of Project	STIP Amend. No.
14		310103I	310103I-14	21	4.060	CE	Yes	087.60	091.66	2,168,129	17-01

US 101/5th St to S H St - ADA Compliance

ADA curb ramps do not meet current ADA standards. Upgrading curb ramps to current standards will improve pedestrian access and has the potential to improve safety.

Funding

Phase	Start Date	Federal	Fund Code	Federal Funds		State Fund Code	State Funds	Local Funds	Total
PE	2017		STP	286,080			0	11,920	298,000
RW	2017		STP	32,546			0	664	33,210
CN	2018		STP	1,800,181			0	36,738	1,836,919
Project Totals				2,118,807			0	49,322	2,168,129

Expenditure Schedule

Phase	1st	2nd	3rd	4th	5th & 6th
PE	298,000	0	0	0	0
RW	33,210	0	0	0	0
CN	0	1,836,919	0	0	0
Totals	331,210	1,836,919	0	0	0

Washington State S. T. I. P.

2017 to 2020

(Project Funds to Nearest Dollar)

MPO/RTPO: SWW RTPO

N Inside

Y Outside

November 17, 2017

County:

Agency: WSDOT - OLY

Func Cls	Project Number	PIN	STIP ID	Imp Type	Total Project Length	Environmental Type	RW Required	Begin Termini	End Termini	Total Est. Cost of Project	STIP Amend. No.
14		310180D	310180D-14	14	0.480	CE	No	083.22	083.70	7,383,000	

US 101/Chehalis River Bridge - Movable Bridge Repair

Electrical components of this structure have reached their usable service life and need replacement. This project will replace or service many of the major electrical components to extend the service life of the structure.

Funding

Phase	Start Date	Federal	Fund Code	Federal Funds	State Fund Code	State Funds	Local Funds	Total
PE	2018		NHPP	292,560		0	12,190	304,750
CN	2019		NHPP	6,936,685		0	141,565	7,078,250
Project Totals				7,229,245		0	153,755	7,383,000

Expenditure Schedule

Phase	1st	2nd	3rd	4th	5th & 6th
PE	0	320,000	0	0	0
CN	0	0	7,314,000	0	0
Totals	0	320,000	7,314,000	0	0

Washington State S. T. I. P.

2017 to 2020

(Project Funds to Nearest Dollar)

MPO/RTPO: SWW RTPO

N Inside

Y Outside

November 17, 2017

County:

Agency: WSDOT - OLY

Func Cls	Project Number	PIN	STIP ID	Imp Type	Total Project Length	Environmental Type	RW Required	Begin Termini	End Termini	Total Est. Cost of Project	STIP Amend. No.
14	0101(366)	310180S	310180S14	40	0.480	CE	Yes	083.22	083.73	3,588,510	1709 AdMod

US 101/Chehalis River Bridge - Scour Repair

Extensive erosion has occurred at the bridge foundation. This project will repair the damage to this structure, preventing further erosion, and maintaining the structural integrity of the bridge. Scour repair 101/115.

Funding

Phase	Start Date	Federal Fund Code	Federal Funds		State Fund Code	State Funds	Local Funds	Total
			Federal	Funds				
RW	2017	NHPP		7,400		0	150	7,550
CN	2018	NHPP		2,423,672		0	49,463	2,473,135
CN	2019	NHPP		729,733		0	14,893	744,626
Project Totals				3,160,805		0	64,506	3,225,311

Expenditure Schedule

Phase	1st	2nd	3rd	4th	5th & 6th
RW	7,550	0	0	0	0
CN	0	2,473,135	744,626	0	0
Totals	7,550	2,473,135	744,626	0	0

Washington State S. T. I. P.

2017 to 2020

(Project Funds to Nearest Dollar)

MPO/RTPO: SWW RTPO

N Inside

Y Outside

November 17, 2017

County:

Agency: WSDOT - OLY

Func Cls	Project Number	PIN	STIP ID	Imp Type	Total Project Length	Environmental Type	RW Required	Begin Termini	End Termini	Total Est. Cost of Project	STIP Amend. No.
14		310118H	310118H14	40	0.090	CE	No	87.31	87.40	7,202,584	17-04

US 101/Hoquiam River-Riverside Bridge - Bridge Painting

The steel components of this structure require cleaning and painting to delay deterioration. By painting this structure, the service life of the bridge will be extended. Paint steel bridge 101/125E.

Funding

Phase	Start Date	Federal	Fund Code	Federal Funds	State Fund Code	State Funds	Local Funds	Total
PE	2018			0	CWA	682,969	0	682,969
CN	2019			0	CWA	6,519,615	0	6,519,615
Project Totals				0		7,202,584	0	7,202,584

Expenditure Schedule

Phase	1st	2nd	3rd	4th	5th & 6th
PE	0	682,969	0	0	0
CN	0	0	6,519,615	0	0
Totals	0	682,969	6,519,615	0	0

Washington State S. T. I. P.

2017 to 2020

(Project Funds to Nearest Dollar)

MPO/RTPO: SWW RTPO

N Inside

Y Outside

November 17, 2017

County:

Agency: WSDOT - OLY

Func Cls	Project Number	PIN	STIP ID	Imp Type	Total Project Length	Environmental Type	RW Required	Begin Termini	End Termini	Total Est. Cost of Project	STIP Amend. No.
02		310102D	310102D14	21	0.010	CE	No	70.28	70.29	346,525	

US 101/N of Lower Salmon Creek - Culvert Replacement

The existing culvert in this location is experiencing structural failure. This project will replace or repair the existing culvert providing improved drainage and preserving the structural integrity of the roadway. Replace existing culvert #114117.

Funding

Phase	Start Date	Federal	Fund Code	Federal Funds	State Fund Code	State Funds	Local Funds	Total
CN	2017			0	CWA	164,455	0	164,455
Project Totals				0		164,455	0	164,455

Expenditure Schedule

Phase	1st	2nd	3rd	4th	5th & 6th
CN	164,455	0	0	0	0
Totals	164,455	0	0	0	0

Washington State S. T. I. P.

2017 to 2020

(Project Funds to Nearest Dollar)

MPO/RTPO: SWW RTPO

N Inside

Y Outside

November 17, 2017

County:

Agency: WSDOT - OLY

Func Cls	Project Number	PIN	STIP ID	Imp Type	Total Project Length	Environmental Type	RW Required	Begin Termini	End Termini	Total Est. Cost of Project	STIP Amend. No.
02		310121G	310121G14	21	0.050	CE	Yes	78.87	78.97	6,521,457	17-04

US 101/N of SR 107 - Unstable Slope

The side slope along this section of US 101 is experiencing slope failure. This project will stabilize the slope and reduce the risk of roadway closures.

Funding

Phase	Start Date	Federal	Fund Code	Federal Funds	State Fund Code	State Funds	Local Funds	Total
PE	2019		NHPP	567,386		0	23,641	591,027
RW	2019		NHPP	19,757		0	404	20,161
CN	2020		NHPP	5,792,064		0	118,205	5,910,269
Project Totals				6,379,207		0	142,250	6,521,457

Expenditure Schedule

Phase	1st	2nd	3rd	4th	5th & 6th
PE	0	0	591,027	0	0
RW	0	0	20,161	0	0
CN	0	0	0	5,910,269	0
Totals	0	0	611,188	5,910,269	0

Washington State S. T. I. P.

2017 to 2020

(Project Funds to Nearest Dollar)

MPO/RTPO: SWW RTPO

N Inside

Y Outside

November 17, 2017

County:

Agency: WSDOT - OLY

Func Cls	Project Number	PIN	STIP ID	Imp Type	Total Project Length	Environmental Type	RW Required	Begin Termini	End Termini	Total Est. Cost of Project	STIP Amend. No.
14		310117F	310117F14A	14	0.090	DCE	No	87.31	87.40	9,816,385	1709 AdMod

US 101/Riverside Bridge - Mechanical

Mechanical and electrical components of this structure have reached their usable service life and need replacement. This project will replace or service many of the major mechanical and electrical components to extend the service life of the structure. Rehabilitate electrical and mechanical components on bridge 101/125E.

Funding

Phase	Start Date	Federal Fund Code	Federal Funds		State Fund Code	State Funds	Local Funds	Total
PE	2018	NHPP	240,088			0	10,004	250,092
PE	2019	NHPP	926,570			0	38,607	965,177
PE	2020	NHPP	68,863			0	2,869	71,732
CN	2020	NHPP	8,358,796			0	170,588	8,529,384
Project Totals			9,594,317			0	222,068	9,816,385

Expenditure Schedule

Phase	1st	2nd	3rd	4th	5th & 6th
PE	0	250,092	965,177	71,732	0
CN	0	0	0	8,259,384	0
Totals	0	250,092	965,177	8,331,116	0

Washington State S. T. I. P.

2017 to 2020

(Project Funds to Nearest Dollar)

MPO/RTPO: SWW RTPO

N Inside

Y Outside

November 17, 2017

County:

Agency: WSDOT - OLY

Func Cls	Project Number	PIN	STIP ID	Imp Type	Total Project Length	Environmental Type	RW Required	Begin Termini	End Termini	Total Est. Cost of Project	STIP Amend. No.
00		300070G	300070G14	21		CE	No	Various	Various	1,753,900	

US 101/SR 105/SR 109/Aberdeen-Hoquiam Signals - Rebuild Signals

The existing signal systems are outdated and require frequent and extensive maintenance. By replacing these obsolete signal systems with new signal systems using current technology and standards, the risk of failure and the high cost of maintenance will be reduced. Rebuild signal systems on US 101, SR 105 and SR 109.

Funding

Phase	Start Date	Federal Fund Code	Federal Funds		Local Funds	Total		
			State Fund Code	State Funds				
CN	2017			0	CWA	1,551,930	0	1,551,930
Project Totals				0		1,551,930	0	1,551,930

Expenditure Schedule

Phase	1st	2nd	3rd	4th	5th & 6th
CN	1,551,930	0	0	0	0
Totals	1,551,930	0	0	0	0

Washington State S. T. I. P.

2017 to 2020

(Project Funds to Nearest Dollar)

MPO/RTPO: SWW RTPO

N Inside

Y Outside

November 17, 2017

County:

Agency: WSDOT - OLY

Func Cls	Project Number	PIN	STIP ID	Imp Type	Total Project Length	Environmental Type	RW Required	Begin Termini	End Termini	Total Est. Cost of Project	STIP Amend. No.
14		301277I	301277114	14	0.050	DCE	No	0.50	0.55	3,871,800	

US 12/ Wishkah River Bridge - Mechanical Rehabilitation

Mechanical components of this structure have reached their usable service life and need replacement. This project will replace or service many of the major mechanical components to extend the service life of the structure. Mechanical Rehabilitation #12/12N.

Funding

Phase	Start Date	Federal	Fund Code	Federal Funds	State Fund Code	State Funds	Local Funds	Total
PE	2017		NHPP	399,168		0	16,632	415,800
CN	2019		NHPP	3,386,880		0	69,120	3,456,000
Project Totals				3,786,048		0	85,752	3,871,800

Expenditure Schedule

Phase	1st	2nd	3rd	4th	5th & 6th
PE	415,800	0	0	0	0
CN	0	0	3,456,000	0	0
Totals	415,800	0	3,456,000	0	0

Washington State S. T. I. P.

2017 to 2020

(Project Funds to Nearest Dollar)

MPO/RTPO: SWW RTPO

N Inside

Y Outside

November 17, 2017

County:

Agency: WSDOT - OLY

Func Cls	Project Number	PIN	STIP ID	Imp Type	Total Project Length	Environmental Type	RW Required	Begin Termini	End Termini	Total Est. Cost of Project	STIP Amend. No.
02		301232S	301232S14	47	0.020	DCE	No	31.80	31.82	801,868	

US 12/Cedar Creek Bridge - Scour repair

Extensive erosion has occurred at the bridge foundation. This project will repair the damage to the structure, preventing further erosion, and maintaining the structural integrity of the bridge. Scour repair 012/070.

Funding

Phase	Start Date	Federal	Fund Code	Federal Funds	State Fund Code	State Funds	Local Funds	Total
PE	2019		NHPP	241,344		0	10,056	251,400
Project Totals				241,344		0	10,056	251,400

Expenditure Schedule

Phase	1st	2nd	3rd	4th	5th & 6th
PE	0	0	251,400	0	0
CN	0	0	0	0	550,468
Totals	0	0	251,400	0	550,468

Washington State S. T. I. P.

2017 to 2020

(Project Funds to Nearest Dollar)

MPO/RTPO: SWW RTPO

N Inside

Y Outside

November 17, 2017

County:

Agency: WSDOT - OLY

Func Cls	Project Number	PIN	STIP ID	Imp Type	Total Project Length	Environmental Type	RW Required	Begin Termini	End Termini	Total Est. Cost of Project	STIP Amend. No.
14		301227U	301227U-14	11	0.050	CE	Yes	000.08	000.13	74,937,836	1709 AdMod

US 12/Heron St Bridge - Bridge Replacement

The existing bridge is structurally deficient. This project constructs a new bridge replacing the existing structurally deficient bridge, preserving the structural and functional integrity of this section of highway. Replace bridge 012/12S.

Funding

Phase	Start Date	Federal Fund Code	Federal Funds		State Fund Code	State Funds	Local Funds	Total
			Federal	Fund Code				
PE	2017	NHPP	960,000			0	40,000	1,000,000
PE	2018	NHPP	1,920,000			0	80,000	2,000,000
PE	2019	NHPP	1,920,000			0	80,000	2,000,000
PE	2020	NHPP	1,920,000			0	80,000	2,000,000
RW	2018	NHPP	446,346			0	9,109	455,455
Project Totals			7,166,346			0	289,109	7,455,455

Expenditure Schedule

Phase	1st	2nd	3rd	4th	5th & 6th
PE	1,000,000	2,000,000	2,000,000	2,000,000	1,839,437
RW	0	455,455	0	0	0
CN	0	0	0	0	65,642,944
Totals	1,000,000	2,455,455	2,000,000	2,000,000	67,482,381

Washington State S. T. I. P.

2017 to 2020

(Project Funds to Nearest Dollar)

MPO/RTPO: SWW RTPO

N Inside

Y Outside

November 17, 2017

County:

Agency: WSDOT - OLY

Func Cls	Project Number	PIN	STIP ID	Imp Type	Total Project Length	Environmental Type	RW Required	Begin Termini	End Termini	Total Est. Cost of Project	STIP Amend. No.
14		301202H	301202H-14	40	0.080	EA	No	015.79	015.85	4,065,807	17-04

US 12/Satsop River Bridge EB - Bridge Painting

The steel components of this structure require cleaning and painting to delay deterioration. By painting this structure, the service life of the bridge will be extended. Steel bridge painting (012/051S).

Funding

Phase	Start Date	Federal	Fund Code	Federal Funds	State Fund Code	State Funds	Local Funds	Total
PE	2018		NHPP	362,405		0	15,100	377,505
CN	2019		NHPP	3,614,535		0	73,767	3,688,302
Project Totals				3,976,940		0	88,867	4,065,807

Expenditure Schedule

Phase	1st	2nd	3rd	4th	5th & 6th
PE	0	377,505	0	0	0
CN	0	0	3,688,302	0	0
Totals	0	377,505	3,688,302	0	0

Washington State S. T. I. P.

2017 to 2020

(Project Funds to Nearest Dollar)

MPO/RTPO: SWW RTPO

N Inside

Y Outside

November 17, 2017

County:

Agency: WSDOT - OLY

Func Cls	Project Number	PIN	STIP ID	Imp Type	Total Project Length	Environmental Type	RW Required	Begin Termini	End Termini	Total Est. Cost of Project	STIP Amend. No.
14		301202G	301202G-14	40	0.100	CE	No	015.79	015.87	4,065,807	17-04

US 12/Satsop River Bridge WB - Bridge Painting

The steel components of this structure require cleaning and painting to delay deterioration. By painting this structure, the service life of the bridge will be extended. Paint steel bridge 012/051N.

Funding

Phase	Start Date	Federal	Fund Code	Federal Funds	State Fund Code	State Funds	Local Funds	Total
PE	2018		NHPP	362,405		0	15,100	377,505
CN	2019		NHPP	3,614,535		0	73,767	3,688,302
Project Totals				3,976,940		0	88,867	4,065,807

Expenditure Schedule

Phase	1st	2nd	3rd	4th	5th & 6th
PE	0	377,505	0	0	0
CN	0	0	3,688,302	0	0
Totals	0	377,505	3,688,302	0	0

Washington State S. T. I. P.

2017 to 2020

(Project Funds to Nearest Dollar)

MPO/RTPO: SWW RTPO

N Inside

Y Outside

November 17, 2017

County:

Agency: WSDOT - OLY

Func Cls	Project Number	PIN	STIP ID	Imp Type	Total Project Length	Environmental Type	RW Required	Begin Termini	End Termini	Total Est. Cost of Project	STIP Amend. No.
02	0012(221)	301268A	301268A14	20	0.080	CE	Yes	009.01	009.09	5,925,249	17-05

US 12/Unnamed Tributary to Wynoochee River - Remove Fish Barrier

The existing drainage structure at this location has been identified as a fish passage barrier. By replacing the existing structure with a fish passable structure, the restriction to fish passage will be eliminated. Remove fish passage barrier (994791).

Funding

Phase	Start Date	Federal	Fund Code	Federal Funds	State Fund Code	State Funds	Local Funds	Total
RW	2017		NHPP	188,941		0	3,856	192,797
CN	2018		NHPP	2,665,849		0	54,405	2,720,254
CN	2019		NHPP	1,943,082		0	39,655	1,982,737
Project Totals				4,797,872		0	97,916	4,895,788

Expenditure Schedule

Phase	1st	2nd	3rd	4th	5th & 6th
RW	192,797	0	0	0	0
CN	0	2,720,254	1,982,737	0	0
Totals	192,797	2,720,254	1,982,737	0	0

Washington State S. T. I. P.

2017 to 2020

(Project Funds to Nearest Dollar)

MPO/RTPO: SWW RTPO

N Inside

Y Outside

November 17, 2017

County:

Agency: WSDOT - OLY

Func Cls	Project Number	PIN	STIP ID	Imp Type	Total Project Length	Environmental Type	RW Required	Begin Termini	End Termini	Total Est. Cost of Project	STIP Amend. No.
00		300070F	300070F14	21		CE	Yes	Various	Various	3,900,051	

US 12/US 101/Aberdeen Signals - Rebuild Signals

The existing signal systems are outdated and require frequent and extensive maintenance. By replacing these obsolete signal systems with new signal systems using current technology and standards, the risk of failure and the high cost of maintenance will be reduced. Rebuild existing signal systems on US 12 and US 101.

Funding

Phase	Start Date	Federal Fund Code	Federal Funds		Total
			State Fund Code	State Funds	
RW	2017			0	127,160
CN	2017			0	3,350,880
Project Totals				0	3,478,040

Expenditure Schedule

Phase	1st	2nd	3rd	4th	5th & 6th
RW	127,160	0	0	0	0
CN	3,350,880	0	0	0	0
Totals	3,478,040	0	0	0	0

Washington State S. T. I. P.

2017 to 2020

(Project Funds to Nearest Dollar)

MPO/RTPO: SWW RTPO

N Inside

Y Outside

November 17, 2017

County:

Agency: WSDOT - OLY

Func Cls	Project Number	PIN	STIP ID	Imp Type	Total Project Length	Environmental Type	RW Required	Begin Termini	End Termini	Total Est. Cost of Project	STIP Amend. No.
02		301203C	301203C-14	14	0.060	CE	No	008.33	008.39	173,442	17-01

US 12/Wynoochee River Bridge - Bridge Deck Repair

The existing bridge deck has deteriorated. By rehabilitating the existing bridge deck, the structure and functional integrity of this bridge will be preserved. Repair bridge deck on 012/025.

Funding

Phase	Start Date	Federal	Fund Code	Federal Funds	State Fund Code	State Funds	Local Funds	Total
PE	2017		NHPP	23,047		0	961	24,008
CN	2018		NHPP	146,445		0	2,989	149,434
Project Totals				169,492		0	3,950	173,442

Expenditure Schedule

Phase	1st	2nd	3rd	4th	5th & 6th
PE	24,008	0	0	0	0
CN	0	149,434	0	0	0
Totals	24,008	149,434	0	0	0

	Federal Funds	State Funds	Local Funds	Total
Agency Totals for WSDOT - OLY	54,786,228	28,638,537	1,349,528	84,774,293

Washington State S. T. I. P.

2017 to 2020

(Project Funds to Nearest Dollar)

MPO/RTPO: SWW RTPO

N Inside

Y Outside

November 17, 2017

County:

Agency: WSDOT - SC

Func Cls	Project Number	PIN	STIP ID	Imp Type	Total Project Length	Environmental Type	RW Required	Begin Termini	End Termini	Total Est. Cost of Project	STIP Amend. No.
02	9999(763)	500007S	500007S21	21		CE	No	Varies	Varies	28,392	17-01

15-17 SCR Region Wide Basic Safety – Signing

Replace existing deteriorating signs. This project updates signing at various locations throughout the region to address worn and/or non-reflective signing, and may also update sign posts. This work improves sign visibility for the traveling public. This record is for work in Lewis County as part of a region wide project.

Funding

Phase	Start Date	Federal	Fund Code	Federal Funds		Local Funds	Total
				State Fund Code	State Funds		
CN	2017		HSIP		24,500	0	25,000
Project Totals					24,500	0	25,000

Expenditure Schedule

Phase	1st	2nd	3rd	4th	5th & 6th
ALL	25,000	0	0	0	0
Totals	25,000	0	0	0	0

Washington State S. T. I. P.

2017 to 2020

(Project Funds to Nearest Dollar)

MPO/RTPO: SWW RTPO

N Inside

Y Outside

November 17, 2017

County:

Agency: WSDOT - SC

Func Cls	Project Number	PIN	STIP ID	Imp Type	Total Project Length	Environmental Type	RW Required	Begin Termini	End Termini	Total Est. Cost of Project	STIP Amend. No.
02		501208I	501208I21	21	15.000	CE	No	148.00	163.00	420,840	

US 12/White Pass Vicinity - Culvert Lining

Install culvert linings and repair erosion. Existing culverts within the project limits are deteriorating and have erosion issues. This project will install culvert linings and repair erosion to maintain culvert flow and prevent deterioration and erosion. This project is split equally between Lewis and Yakima counties. This record is for the Lewis county cost of the project.

Funding

Phase	Start Date	Federal Fund Code	Federal Funds		State Fund Code	State Funds	Local Funds	Total
PE	2019	NHPP		91,008		0	3,792	94,800
Project Totals				91,008		0	3,792	94,800

Expenditure Schedule

Phase	1st	2nd	3rd	4th	5th & 6th
ALL	0	0	20,000	74,800	300,000
Totals	0	0	20,000	74,800	300,000

Washington State S. T. I. P.

2017 to 2020

(Project Funds to Nearest Dollar)

MPO/RTPO: SWW RTPO

N Inside

Y Outside

November 17, 2017

County:

Agency: WSDOT - SC

Func Cls	Project Number	PIN	STIP ID	Imp Type	Total Project Length	Environmental Type	RW Required	Begin Termini	End Termini	Total Est. Cost of Project	STIP Amend. No.
02	0012(224)	501208V	501208V21	21	26.500	CE	No	138.60	165.20	1,289,677	1705 AdMod

US 12/White Pass Vicinity - Major Drainage Phase 1

Restore drainage systems and repair erosion. The existing drainage systems within the project limits are deteriorating and causing erosion. This project will restore drainage system features and repair erosion at select locations to maintain culvert flow and prevent deterioration and erosion. Drainage system work may include lining, repairing, or replacing culverts, and adding or replacing catch basins or inlets as needed. This project is split equally between Lewis and Yakima counties. This record is for the Lewis county cost of the project.

Funding

Phase	Start Date	Federal Fund Code	Federal Funds		State Fund Code	State Funds	Local Funds	Total
			Federal	Fund Code				
CN	2017	NHPP	961,068	CWA	200,000	19,614	1,180,682	
Project Totals			961,068		200,000	19,614	1,180,682	

Expenditure Schedule

Phase	1st	2nd	3rd	4th	5th & 6th
ALL	1,173,659	7,023	0	0	0
Totals	1,173,659	7,023	0	0	0

Washington State S. T. I. P.

2017 to 2020

(Project Funds to Nearest Dollar)

MPO/RTPO: SWW RTPO

N Inside

Y Outside

November 17, 2017

County:

Agency: WSDOT - SC

Func Cls	Project Number	PIN	STIP ID	Imp Type	Total Project Length	Environmental Type	RW Required	Begin Termini	End Termini	Total Est. Cost of Project	STIP Amend. No.
02		501208X	501208X21	21	26.500	CE	No	138.60	165.20	441,836	

US 12/White Pass Vicinity - Major Drainage Phase 2

Restore drainage systems and repair erosion. The existing drainage systems within the project limits are deteriorating and causing erosion. This project will restore drainage system features and repair erosion at select locations to maintain culvert flow and prevent deterioration and erosion. Drainage system work may include lining, repairing, or replacing culverts, and adding or replacing catch basins or inlets as needed. This project is split equally between Lewis and Yakima counties. This record is for the Lewis county cost of the project.

Funding

Phase	Start Date	Federal Fund Code	Federal Funds		State Fund Code	State Funds	Local Funds	Total
			Federal	Fund Code				
PE	2017				CWA	90,364	0	90,364
CN	2019				CWA	351,472	0	351,472
Project Totals			0			441,836	0	441,836

Expenditure Schedule

Phase	1st	2nd	3rd	4th	5th & 6th
ALL	23,156	60,238	341,545	16,897	0
Totals	23,156	60,238	341,545	16,897	0

Washington State S. T. I. P.

2017 to 2020

(Project Funds to Nearest Dollar)

MPO/RTPO: SWW RTPO

N Inside

Y Outside

November 17, 2017

County:

Agency: WSDOT - SC

Func Cls	Project Number	PIN	STIP ID	Imp Type	Total Project Length	Environmental Type	RW Required	Begin Termini	End Termini	Total Est. Cost of Project	STIP Amend. No.
02		501210H	501210H21	21	26.500	CE	No	138.60	165.20	1,767,330	

US 12/White Pass Vicinity - Major Drainage Phase 3

Restore drainage systems and repair erosion. The existing drainage systems within the project limits are deteriorating and causing erosion. This project will restore drainage system features and repair erosion at select locations to maintain culvert flow and prevent deterioration and erosion. Drainage system work may include lining, repairing, or replacing culverts, and adding or replacing catch basins or inlets as needed. This project is split equally between Lewis and Yakima counties. This record is for the Lewis county cost of the project.

Funding

Phase	Start Date	Federal Fund Code	Federal Funds		State Fund Code	State Funds	Local Funds	Total
			Federal	Fund Code				
PE	2018				CWA	242,950	0	242,950
CN	2020				CWA	1,524,380	0	1,524,380
Project Totals			0			1,767,330	0	1,767,330

Expenditure Schedule

Phase	1st	2nd	3rd	4th	5th & 6th
ALL	0	57,323	163,782	1,530,297	15,928
Totals	0	57,323	163,782	1,530,297	15,928

Agency Totals for WSDOT - SC	Federal Funds		State Funds	Local Funds	Total
	Federal	Fund Code			
	1,076,576		2,409,166	23,906	3,509,648

Washington State S. T. I. P.

2017 to 2020

(Project Funds to Nearest Dollar)

MPO/RTPO: SWW RTPO

N Inside

Y Outside

November 17, 2017

County:

Agency: WSDOT - SW

Func Cls	Project Number	PIN	STIP ID	Imp Type	Total Project Length	Environmental Type	RW Required	Begin Termini	End Termini	Total Est. Cost of Project	STIP Amend. No.
00		BPSWW	BPSWW21	05		CE	No	Varies	Varies	34,797,154	1701 AdMod

Asphalt/Chip Seal Preservation Southwest Regional Transportation (RTPO)

Resurface the roadway with chip seal or hot mix asphalt to preserve the structural integrity of the roadway and extend the service life of the pavement. The individual projects may be found at <http://www.wsdot.wa.gov/projects/search/> under the "Programmatic Projects in STIP" tab.

Washington State S. T. I. P.

2017 to 2020

(Project Funds to Nearest Dollar)

MPO/RTPO: SWW RTPO

N Inside

Y Outside

November 17, 2017

County:

Agency: WSDOT - SW

Funding

Phase	Start Date	Federal	Fund Code	Federal Funds	State Fund Code	State Funds	Local Funds	Total
PE	2017		NHPP	1,373,569		0	69,751	1,443,320
PE	2017		STP	370,209		0	0	370,209
PE	2018		NHPP	215,833		0	11,120	226,953
PE	2018		STP	62,162		0	0	62,162
PE	2019		NHPP	203,205		0	16,935	220,140
PE	2019		STP	220,173		0	0	220,173
PE	2020		NHPP	1,471,777		0	66,419	1,538,196
PE	2020		STP	188,686		0	0	188,686
CN	2017		NHPP	356,152		0	73,733	429,885
CN	2017		STP	3,330,505		0	0	3,330,505
CN	2018		NHPP	12,077,510		0	292,609	12,370,119
CN	2018		STP	2,552,963		0	0	2,552,963
CN	2019		NHPP	1,160,504		0	51,566	1,212,070
CN	2019		STP	1,417,786		0	0	1,417,786
CN	2020		NHPP	5,408,037		0	180,666	5,588,703
CN	2020		STP	3,625,284		0	0	3,625,284
Project Totals				34,034,355		0	762,799	34,797,154

Washington State S. T. I. P.

2017 to 2020

(Project Funds to Nearest Dollar)

MPO/RTPO: SWW RTPO

N Inside

Y Outside

November 17, 2017

County:

Agency: WSDOT - SW

Expenditure Schedule

Phase	1st	2nd	3rd	4th	5th & 6th
PE	1,813,529	289,115	440,313	1,726,882	0
CN	3,760,390	14,923,082	2,629,856	9,213,987	0
Totals	5,573,919	15,212,197	3,070,169	10,940,869	0

Washington State S. T. I. P.

2017 to 2020

(Project Funds to Nearest Dollar)

MPO/RTPO: SWW RTPO

N Inside

Y Outside

November 17, 2017

County:

Agency: WSDOT - SW

Func Cls	Project Number	PIN	STIP ID	Imp Type	Total Project Length	Environmental Type	RW Required	Begin Termini	End Termini	Total Est. Cost of Project	STIP Amend. No.
11		400520C	400520C08	06	0.020	CE	No	24.29	24.31	380,800	

I-5/ 2.4 Miles North of Woodland-Culvert Rehabilitation

Improve drainage by repairing or replacing culvert at Burke Creek

Funding

Phase	Start Date	Federal	Fund Code	Federal Funds		State Fund Code	State Funds	Local Funds	Total
PE	2018		STP	105,888			0	4,412	110,300
CN	2020		NHPP	265,090			0	5,410	270,500
Project Totals				370,978			0	9,822	380,800

Expenditure Schedule

Phase	1st	2nd	3rd	4th	5th & 6th
PE	0	110,300	0	0	0
CN	0	0	0	270,500	0
Totals	0	110,300	0	270,500	0

Washington State S. T. I. P.

2017 to 2020

(Project Funds to Nearest Dollar)

MPO/RTPO: SWW RTPO

N Inside

Y Outside

November 17, 2017

County:

Agency: WSDOT - SW

Func Cls	Project Number	PIN	STIP ID	Imp Type	Total Project Length	Environmental Type	RW Required	Begin Termini	End Termini	Total Est. Cost of Project	STIP Amend. No.
11		400518D	400518D08	47	5.810	CE	No	26.01	31.82	1,165,030	

I-5/1.7 miles S of Todd Road to Kalama River Rd - Deck Repair

Repair deck on Bridges 5/105W, 5/107E, 5/107W, 5/112E & 5/112W

Funding

Phase	Start Date	Federal	Fund Code	Federal Funds		State Funds	Local Funds	Total
				Federal	State Fund Code			
PE	2017		NHPP	150,912		0	6,288	157,200
CN	2018		NHPP	987,673		0	20,157	1,007,830
Project Totals				1,138,585		0	26,445	1,165,030

Expenditure Schedule

Phase	1st	2nd	3rd	4th	5th & 6th
PE	157,200	0	0	0	0
CN	0	1,007,830	0	0	0
Totals	157,200	1,007,830	0	0	0

Washington State S. T. I. P.

2017 to 2020

(Project Funds to Nearest Dollar)

MPO/RTPO: SWW RTPO

N Inside

Y Outside

November 17, 2017

County:

Agency: WSDOT - SW

Func Cls	Project Number	PIN	STIP ID	Imp Type	Total Project Length	Environmental Type	RW Required	Begin Termini	End Termini	Total Est. Cost of Project	STIP Amend. No.
11		400521A	400521A21	03	2.890	DCE	Yes	78.40	81.29	75,000,000	

I-5/Chamber Way - Interchange Improvements

Rebuild Chamber Way I/C and construct auxiliary lanes.

Funding

Phase	Start Date	Federal	Fund Code	Federal Funds		State Funds	Local Funds	Total
				Federal Funds	State Fund Code			
PE	2019			0	CWA	4,000,000	0	4,000,000
Project Totals				0		4,000,000	0	4,000,000

Expenditure Schedule

Phase	1st	2nd	3rd	4th	5th & 6th
PE	0	0	4,000,000	0	3,500,000
RW	0	0	0	0	5,000,000
CN	0	0	0	0	62,500,000
Totals	0	0	4,000,000	0	71,000,000

Washington State S. T. I. P.

2017 to 2020

(Project Funds to Nearest Dollar)

MPO/RTPO: SWW RTPO

N Inside

Y Outside

November 17, 2017

County:

Agency: WSDOT - SW

Func Cls	Project Number	PIN	STIP ID	Imp Type	Total Project Length	Environmental Type	RW Required	Begin Termini	End Termini	Total Est. Cost of Project	STIP Amend. No.
11		400516E	400516E21	13	0.020	EA	No	78.90	79.25	10,509,340	17-04

I-5/Chamber Way Bridge - Emergency Repair and Replacement

Replace bridge due to damage by third party. ER work completed in 2016 to remove SB span and replace w/temporary structure. This is for permanent replacement of bridge and use of CWA funding.

Funding

Phase	Start Date	Federal	Fund Code	Federal Funds	State Fund Code	State Funds	Local Funds	Total
PE	2017			0	CWA	9,340	0	9,340
CN	2017			0	CWA	10,500,000	0	10,500,000
Project Totals				0		10,509,340	0	10,509,340

Expenditure Schedule

Phase	1st	2nd	3rd	4th	5th & 6th
PE	9,340	0	0	0	0
CN	10,500,000	0	0	0	0
Totals	10,509,340	0	0	0	0

Washington State S. T. I. P.

2017 to 2020

(Project Funds to Nearest Dollar)

MPO/RTPO: SWW RTPO

N Inside

Y Outside

November 17, 2017

County:

Agency: WSDOT - SW

Func Cls	Project Number	PIN	STIP ID	Imp Type	Total Project Length	Environmental Type	RW Required	Begin Termini	End Termini	Total Est. Cost of Project	STIP Amend. No.
01		400519P	400519P21	47	0.140	CE	No	59.06	59.20	10,106,183	

I-5/Cowlitz River Bridges - Painting

Clean and paint steel surfaces of bridges.

Funding

Phase	Start Date	Federal	Fund Code	Federal Funds		State Funds	Local Funds	Total
				State Fund Code				
PE	2017			0	CWA	198,655	0	198,655
CN	2019			0	CWA	10,738	0	10,738
CN	2020			0	CWA	5,506,173	0	5,506,173
Project Totals				0		5,715,566	0	5,715,566

Expenditure Schedule

Phase	1st	2nd	3rd	4th	5th & 6th
PE	198,655	0	0	0	0
CN	0	0	10,738	5,506,173	4,390,617
Totals	198,655	0	10,738	5,506,173	4,390,617

Washington State S. T. I. P.

2017 to 2020

(Project Funds to Nearest Dollar)

MPO/RTPO: SWW RTPO

N Inside

Y Outside

November 17, 2017

County:

Agency: WSDOT - SW

Func Cls	Project Number	PIN	STIP ID	Imp Type	Total Project Length	Environmental Type	RW Required	Begin Termini	End Termini	Total Est. Cost of Project	STIP Amend. No.
11		400521P	400521P08	47	0.060	CE	No	51.71	51.77	2,444,513	

I-5/NB Toutle River Bridge-Painting

Paint Steel Bridge

Funding

Phase	Start Date	Federal	Fund Code	Federal Funds		State Fund Code	State Funds	Local Funds	Total
PE	2019		NHPP	215,424			0	8,976	224,400
Project Totals				215,424			0	8,976	224,400

Expenditure Schedule

Phase	1st	2nd	3rd	4th	5th & 6th
PE	0	0	224,400	0	0
CN	0	0	0	0	2,220,112
Totals	0	0	224,400	0	2,220,112

Washington State S. T. I. P.

2017 to 2020

(Project Funds to Nearest Dollar)

MPO/RTPO: SWW RTPO

N Inside

Y Outside

November 17, 2017

County:

Agency: WSDOT - SW

Func Cls	Project Number	PIN	STIP ID	Imp Type	Total Project Length	Environmental Type	RW Required	Begin Termini	End Termini	Total Est. Cost of Project	STIP Amend. No.
01	0052(214)	400517R	400517R21	06	0.180	CE	No	59.04	59.22	294,499	

I-5/SB Cowlitz River Bridge - Repair Bridge

Repair vertical truss member and sway brace as a result of unknown third party damage.

Funding

Phase	Start Date	Federal Fund Code	Federal Funds		State Fund Code	State Funds	Local Funds	Total
			Federal	Fund Code				
CN	2017	NHPP	219,050			0	4,470	223,520
Project Totals			219,050			0	4,470	223,520

Expenditure Schedule

Phase	1st	2nd	3rd	4th	5th & 6th
CN	223,520	0	0	0	0
Totals	223,520	0	0	0	0

Washington State S. T. I. P.

2017 to 2020

(Project Funds to Nearest Dollar)

MPO/RTPO: SWW RTPO

N Inside

Y Outside

November 17, 2017

County:

Agency: WSDOT - SW

Func Cls	Project Number	PIN	STIP ID	Imp Type	Total Project Length	Environmental Type	RW Required	Begin Termini	End Termini	Total Est. Cost of Project	STIP Amend. No.
01	0051(301)	400517B	WA-09813	06	0.070	CE	No	26.01	26.08	500,000	17-02

I-5/SB North Fork Lewis River Bridge - Resurfacing

Rehabilitate the bridge deck and joints

Funding

Phase	Start Date	Federal	Fund Code	Federal Funds		State Funds	Local Funds	Total
				Federal Funds	State Fund Code			
PE	2017		NHPP	96,000		0	4,000	100,000
CN	2017		NHPP	392,000		0	8,000	400,000
Project Totals				488,000		0	12,000	500,000

Expenditure Schedule

Phase	1st	2nd	3rd	4th	5th & 6th
PE	100,000	0	0	0	0
CN	400,000	0	0	0	0
Totals	500,000	0	0	0	0

Washington State S. T. I. P.

2017 to 2020

(Project Funds to Nearest Dollar)

MPO/RTPO: SWW RTPO

N Inside

Y Outside

November 17, 2017

County:

Agency: WSDOT - SW

Func Cls	Project Number	PIN	STIP ID	Imp Type	Total Project Length	Environmental Type	RW Required	Begin Termini	End Termini	Total Est. Cost of Project	STIP Amend. No.
11		400521R	400521R08	47	0.060	CE	No	51.71	51.77	2,444,513	

I-5/SB Toutle River Bridge-Painting

Paint Steel Bridge

Funding

Phase	Start Date	Federal	Fund Code	Federal Funds		State Fund Code	State Funds	Local Funds	Total
PE	2019		NHPP	215,424			0	8,976	224,400
Project Totals				215,424			0	8,976	224,400

Expenditure Schedule

Phase	1st	2nd	3rd	4th	5th & 6th
PE	0	0	224,400	0	0
CN	0	0	0	0	2,220,112
Totals	0	0	224,400	0	2,220,112

Washington State S. T. I. P.

2017 to 2020

(Project Funds to Nearest Dollar)

MPO/RTPO: SWW RTPO

N Inside

Y Outside

November 17, 2017

County:

Agency: WSDOT - SW

Func Cls	Project Number	PIN	STIP ID	Imp Type	Total Project Length	Environmental Type	RW Required	Begin Termini	End Termini	Total Est. Cost of Project	STIP Amend. No.
11	0052(215)	400516I	400516I21	06	12.790	CE	No	60.42	73.21	1,501,990	1709 AdMod

I-5/SR 506 to Rush Road Interchange - Illumination Rebuild

Upgrade illumination systems at interchanges

Funding

Phase	Start Date	Federal	Fund Code	Federal Funds		State Fund Code	State Funds	Local Funds	Total
PE	2017		NHPP	135,744			0	5,656	141,400
CN	2018		NHPP	956,423			0	19,519	975,942
CN	2019		NHPP	376,955			0	7,693	384,648
Project Totals				1,469,122			0	32,868	1,501,990

Expenditure Schedule

Phase	1st	2nd	3rd	4th	5th & 6th
PE	141,400	0	0	0	0
CN	0	975,942	384,648	0	0
Totals	141,400	975,942	384,648	0	0

Washington State S. T. I. P.

2017 to 2020

(Project Funds to Nearest Dollar)

MPO/RTPO: SWW RTPO

N Inside

Y Outside

November 17, 2017

County:

Agency: WSDOT - SW

Func Cls	Project Number	PIN	STIP ID	Imp Type	Total Project Length	Environmental Type	RW Required	Begin Termini	End Termini	Total Est. Cost of Project	STIP Amend. No.
06	0105(024)	410512E	410512E25	44	0.100	DCE	Yes	20.78	20.86	1,380,175	

SR 105/Embankment Erosion Repair

Place rip rap to stabilize and enhance roadway embankment.

Funding

Phase	Start Date	Federal	Fund Code	Federal Funds		State Fund Code	State Funds	Local Funds	Total
RW	2019		STP		23,716		0	484	24,200
CN	2020		STP		1,197,658		0	24,442	1,222,100
Project Totals					1,221,374		0	24,926	1,246,300

Expenditure Schedule

Phase	1st	2nd	3rd	4th	5th & 6th
RW	0	0	24,200	0	0
CN	0	0	0	1,222,100	0
Totals	0	0	24,200	1,222,100	0

Washington State S. T. I. P.

2017 to 2020

(Project Funds to Nearest Dollar)

MPO/RTPO: SWW RTPO

N Inside

Y Outside

November 17, 2017

County:

Agency: WSDOT - SW

Func Cls	Project Number	PIN	STIP ID	Imp Type	Total Project Length	Environmental Type	RW Required	Begin Termini	End Termini	Total Est. Cost of Project	STIP Amend. No.
06		410517A	410517A25	15	1.400	CE	No	19.40	20.80	100,000	

SR 105/North Cove Vic-Coastal Analysis for flood/erosion risk mgmt.

Coastal analysis for flood/erosion risk management.

Funding

Phase	Start Date	Federal Fund Code	Federal Funds		State Fund Code	State Funds	Local Funds	Total
			Federal	Fund Code				
PE	2017	NHPP	96,000			0	4,000	100,000
Project Totals			96,000			0	4,000	100,000

Expenditure Schedule

Phase	1st	2nd	3rd	4th	5th & 6th
PE	100,000	0	0	0	0
Totals	100,000	0	0	0	0

Washington State S. T. I. P.

2017 to 2020

(Project Funds to Nearest Dollar)

MPO/RTPO: SWW RTPO

N Inside

Y Outside

November 17, 2017

County:

Agency: WSDOT - SW

Func Cls	Project Number	PIN	STIP ID	Imp Type	Total Project Length	Environmental Type	RW Required	Begin Termini	End Termini	Total Est. Cost of Project	STIP Amend. No.
06	0105(025)	410517E	410517E25	06	1.010	CE	Yes	19.57	20.58	3,653,402	1709 AdMod

SR 105/North Cove Vicinity - Erosion Protection 2017

Repair a section of embankment and install a berm along the roadway to address the eroding slope at Washaway beach.

Funding

Phase	Start Date	Federal	Fund Code	Federal Funds	State Fund Code	State Funds	Local Funds	Total
RW	2017		STP	41,042		0	2,337	43,379
CN	2017		STP	3,165,468		0	64,608	3,230,076
Project Totals				3,206,510		0	66,945	3,273,455

Expenditure Schedule

Phase	1st	2nd	3rd	4th	5th & 6th
RW	43,379	0	0	0	0
CN	3,230,076	0	0	0	0
Totals	3,273,455	0	0	0	0

Washington State S. T. I. P.

2017 to 2020

(Project Funds to Nearest Dollar)

MPO/RTPO: SWW RTPO

N Inside

Y Outside

November 17, 2017

County:

Agency: WSDOT - SW

Func Cls	Project Number	PIN	STIP ID	Imp Type	Total Project Length	Environmental Type	RW Required	Begin Termini	End Termini	Total Est. Cost of Project	STIP Amend. No.
07		440912P	440912P35	47	0.500	CE	Yes	2.79	3.29	13,420,000	1709 AdMod

SR 409/Columbia River Br at Puget Island - Painting
Paint Steel Bridge #409/10.

Funding

Phase	Start Date	Federal	Fund Code	Federal Funds		State Fund Code	State Funds	Local Funds	Total
CN	2017			0		CWA	12,448	0	12,448
CN	2018			0		CWA	4,232,775	0	4,232,775
CN	2019			0		CWA	4,698,680	0	4,698,680
CN	2020			0		CWA	2,238,049	0	2,238,049
Project Totals				0			11,181,952	0	11,181,952

Expenditure Schedule

Phase	1st	2nd	3rd	4th	5th & 6th
CN	12,448	4,232,775	4,698,680	2,238,049	2,238,048
Totals	12,448	4,232,775	4,698,680	2,238,049	2,238,048

Washington State S. T. I. P.

2017 to 2020

(Project Funds to Nearest Dollar)

MPO/RTPO: SWW RTPO

N Inside

Y Outside

November 17, 2017

County:

Agency: WSDOT - SW

Func Cls	Project Number	PIN	STIP ID	Imp Type	Total Project Length	Environmental Type	RW Required	Begin Termini	End Termini	Total Est. Cost of Project	STIP Amend. No.
07	0409(005)	440920D	440920D35	47	0.220	CE	No	3.07	3.29	4,869,449	1705 AdMod

SR 409/Columbia River Bridge at Puget Island - Deck Replacement
 Replace timber deck on Bridge 409/010.

Funding

Phase	Start Date	Federal	Fund Code	Federal Funds	State Fund Code	State Funds	Local Funds	Total
CN	2017		STP	725,130		0	14,799	739,929
CN	2018		STP	2,782,042		0	56,776	2,838,818
CN	2019		STP	1,060,804		0	21,649	1,082,453
Project Totals				4,567,976		0	93,224	4,661,200

Expenditure Schedule

Phase	1st	2nd	3rd	4th	5th & 6th
CN	0	2,151,105	2,510,095	0	0
Totals	0	2,151,105	2,510,095	0	0

Washington State S. T. I. P.

2017 to 2020

(Project Funds to Nearest Dollar)

MPO/RTPO: SWW RTPO

N Inside

Y Outside

November 17, 2017

County:

Agency: WSDOT - SW

Func Cls	Project Number	PIN	STIP ID	Imp Type	Total Project Length	Environmental Type	RW Required	Begin Termini	End Termini	Total Est. Cost of Project	STIP Amend. No.
06		450316C	450316C08	06	0.020	DCE	Yes	42.92	42.94	1,398,050	

SR 503/Marble Creek - Culvert Rehabilitation

Repair or replace failing culvert.

Funding

Phase	Start Date	Federal Funds		State Fund Code	State Funds	Local Funds	Total
		Federal	Fund Code				
PE	2018	0	CWA	118,834	0	118,834	
PE	2019	0	CWA	136,925	0	136,925	
RW	2019	0	CWA	34,320	0	34,320	
CN	2020	0	CWA	1,107,970	0	1,107,970	
Project Totals		0		1,398,049	0	1,398,049	

Expenditure Schedule

Phase	1st	2nd	3rd	4th	5th & 6th
PE	0	118,834	136,925	0	0
RW	0	0	34,320	0	0
CN	0	0	0	1,107,970	0
Totals	0	118,834	171,245	1,107,970	0

Washington State S. T. I. P.

2017 to 2020

(Project Funds to Nearest Dollar)

MPO/RTPO: SWW RTPO

N Inside

Y Outside

November 17, 2017

County:

Agency: WSDOT - SW

Func Cls	Project Number	PIN	STIP ID	Imp Type	Total Project Length	Environmental Type	RW Required	Begin Termini	End Termini	Total Est. Cost of Project	STIP Amend. No.
06		450426B	450426B08	06	0.110	CE	No	17.28	17.39	1,134,800	17-09

SR 504/N Fork Toutle River Kid Valley Bridge - Replace Girder

Replace a damaged girder on Bridge 504/15.

Funding

Phase	Start Date	Federal	Fund Code	Federal Funds		State Fund Code	State Funds	Local Funds	Total
PE	2017		STP	74,880			0	3,120	78,000
CN	2020		STP	1,035,664			0	21,136	1,056,800
Project Totals				1,110,544			0	24,256	1,134,800

Expenditure Schedule

Phase	1st	2nd	3rd	4th	5th & 6th
PE	78,000	0	0	0	0
CN	0	0	0	1,056,800	0
Totals	78,000	0	0	1,056,800	0

Washington State S. T. I. P.

2017 to 2020

(Project Funds to Nearest Dollar)

MPO/RTPO: SWW RTPO

N Inside

Y Outside

November 17, 2017

County:

Agency: WSDOT - SW

Func Cls	Project Number	PIN	STIP ID	Imp Type	Total Project Length	Environmental Type	RW Required	Begin Termini	End Termini	Total Est. Cost of Project	STIP Amend. No.
06	0504(010)	450416C	450416C08	06	0.020	CE	No	16.99	17.01	3,434,996	1709 AdMod

SR 504/Wooster Creek - Culvert Replacement Chronic Environmental Deficiency

Replace severely corroded/damaged culvert to provide improved drainage and fish passage.

Funding

Phase	Start Date	Federal	Fund Code	Federal Funds	State Fund Code	State Funds	Local Funds	Total
CN	2017		STP	2,737,172		0	55,867	2,793,039
Project Totals				2,737,172		0	55,867	2,793,039

Expenditure Schedule

Phase	1st	2nd	3rd	4th	5th & 6th
CN	2,793,039	0	0	0	0
Totals	2,793,039	0	0	0	0

Washington State S. T. I. P.

2017 to 2020

(Project Funds to Nearest Dollar)

MPO/RTPO: SWW RTPO

N Inside

Y Outside

November 17, 2017

County:

Agency: WSDOT - SW

Func Cls	Project Number	PIN	STIP ID	Imp Type	Total Project Length	Environmental Type	RW Required	Begin Termini	End Termini	Total Est. Cost of Project	STIP Amend. No.
08	0506(004)	450607A	450607A21	11	0.290	CE	Yes	7.93	8.22	7,873,300	17-10

SR 506/Lacamas Creek Bridge Replacement

Replace structurally deficient and functionally obsolete bridge.

Funding

Phase	Start Date	Federal	Fund Code	Federal Funds		State Funds	Local Funds	Total
				Federal Funds	State Fund Code			
RW	2018		STP	111,034		0	2,266	113,300
CN	2019		STP	19,846		0	405	20,251
CN	2020		STP	3,396,526		0	142,395	3,538,921
Project Totals				3,527,406		0	145,066	3,672,472

Expenditure Schedule

Phase	1st	2nd	3rd	4th	5th & 6th
RW	0	113,300	0	0	0
CN	0	0	20,251	3,538,921	3,580,828
Totals	0	113,300	20,251	3,538,921	3,580,828

Washington State S. T. I. P.

2017 to 2020

(Project Funds to Nearest Dollar)

MPO/RTPO: SWW RTPO

N Inside

Y Outside

November 17, 2017

County:

Agency: WSDOT - SW

Func Cls	Project Number	PIN	STIP ID	Imp Type	Total Project Length	Environmental Type	RW Required	Begin Termini	End Termini	Total Est. Cost of Project	STIP Amend. No.
06		450720P	450720P21	47	0.020	CE	No	2.35	2.37	879,660	

SR 507/Skookumchuck River Bridge-Painting
Paint Steel Bridge

Funding

Phase	Start Date	Federal	Fund Code	Federal Funds		State Fund Code	State Funds	Local Funds	Total
PE	2019		STP	127,757			0	5,323	133,080
CN	2020		STP	731,648			0	14,932	746,580
Project Totals				859,405			0	20,255	879,660

Expenditure Schedule

Phase	1st	2nd	3rd	4th	5th & 6th
PE	0	0	133,080	0	0
CN	0	0	0	746,580	0
Totals	0	0	133,080	746,580	0

Washington State S. T. I. P.

2017 to 2020

(Project Funds to Nearest Dollar)

MPO/RTPO: SWW RTPO

N Inside

Y Outside

November 17, 2017

County:

Agency: WSDOT - SW

Func Cls	Project Number	PIN	STIP ID	Imp Type	Total Project Length	Environmental Type	RW Required	Begin Termini	End Termini	Total Est. Cost of Project	STIP Amend. No.
07		450819S	450819S21	06	0.110	CE	Yes	7.31	7.42	973,365	

SR 508/1 Mile West of Onalaska-Slope Stabilization

Slope Stabilization

Funding

Phase	Start Date	Federal	Fund Code	Federal Funds		State Funds	Local Funds	Total
				Federal Funds	State Fund Code			
PE	2017		STP	254,400		0	10,600	265,000
RW	2017		STP	29,400		0	600	30,000
CN	2019		STP	664,798		0	13,567	678,365
Project Totals				948,598		0	24,767	973,365

Expenditure Schedule

Phase	1st	2nd	3rd	4th	5th & 6th
PE	254,400	0	0	0	0
RW	30,000	0	0	0	0
CN	0	0	678,365	0	0
Totals	284,400	0	678,365	0	0

Washington State S. T. I. P.

2017 to 2020

(Project Funds to Nearest Dollar)

MPO/RTPO: SWW RTPO

N Inside

Y Outside

November 17, 2017

County:

Agency: WSDOT - SW

Func Cls	Project Number	PIN	STIP ID	Imp Type	Total Project Length	Environmental Type	RW Required	Begin Termini	End Termini	Total Est. Cost of Project	STIP Amend. No.
07	0508(010)	450816R	450816R21	11	0.360	CE	Yes	13.51	13.87	8,529,646	1709 AdMod

SR 508/S Fork Newaukum River Bridge Replacement
 Replace structurally deficient bridge 508/12.

Funding

Phase	Start Date	Federal Fund Code	Federal Funds	State Fund Code	State Funds	Local Funds	Total
CN	2017	STP	98,000		0	2,000	100,000
CN	2018	STP	6,229,136		0	127,125	6,356,261
Project Totals			6,327,136		0	129,125	6,456,261

Expenditure Schedule

Phase	1st	2nd	3rd	4th	5th & 6th
CN	100,000	6,356,261	0	0	0
Totals	100,000	6,356,261	0	0	0

Washington State S. T. I. P.

2017 to 2020

(Project Funds to Nearest Dollar)

MPO/RTPO: SWW RTPO

N Inside

Y Outside

November 17, 2017

County:

Agency: WSDOT - SW

Func Cls	Project Number	PIN	STIP ID	Imp Type	Total Project Length	Environmental Type	RW Required	Begin Termini	End Termini	Total Est. Cost of Project	STIP Amend. No.
06		400620B	400620B21	06	0.080	CE	No	46.59	46.67	246,673	17-07

SR 6/Chehalis River Adna Bridge - Replace Expansion Joints

Replace expansion joints on bridge 006/118

Funding

Phase	Start Date	Federal	Fund Code	Federal Funds		State Funds	Local Funds	Total
				Federal Funds	State Fund Code			
PE	2017		STP	34,445		0	1,435	35,880
CN	2018		STP	206,578		0	4,215	210,793
Project Totals				241,023		0	5,650	246,673

Expenditure Schedule

Phase	1st	2nd	3rd	4th	5th & 6th
PE	35,881	0	0	0	0
CN	0	210,794	0	0	0
Totals	35,881	210,794	0	0	0

Washington State S. T. I. P.

2017 to 2020

(Project Funds to Nearest Dollar)

MPO/RTPO: SWW RTPO

N Inside

Y Outside

November 17, 2017

County:

Agency: WSDOT - SW

Func Cls	Project Number	PIN	STIP ID	Imp Type	Total Project Length	Environmental Type	RW Required	Begin Termini	End Termini	Total Est. Cost of Project	STIP Amend. No.
06	0006(024)	400621L	400621L25	20	0.020	DCE	Yes	22.63	22.65	1,509,101	

SR 6/Salmon Creek - Fish Passage

Remove Fish Passage Barrier

Funding

Phase	Start Date	Federal	Fund Code	Federal Funds		State Fund Code	State Funds	Local Funds	Total
RW	2018		STP	11,800			0	240	12,040
CN	2019		STP	1,237,863			0	25,262	1,263,125
Project Totals				1,249,663			0	25,502	1,275,165

Expenditure Schedule

Phase	1st	2nd	3rd	4th	5th & 6th
RW	0	12,039	0	0	0
CN	0	0	1,263,124	0	0
Totals	0	12,039	1,263,124	0	0

Washington State S. T. I. P.

2017 to 2020

(Project Funds to Nearest Dollar)

MPO/RTPO: SWW RTPO

N Inside

Y Outside

November 17, 2017

County:

Agency: WSDOT - SW

Func Cls	Project Number	PIN	STIP ID	Imp Type	Total Project Length	Environmental Type	RW Required	Begin Termini	End Termini	Total Est. Cost of Project	STIP Amend. No.
06	0006(025)	400621M	400621M21	20	0.040	DCE	Yes	31.03	31.07	1,432,284	

SR 6/South Branch Fronia Creek and Fronia Creek - Fish Passage

Remove two Fish Passage Barriers.

Funding

Phase	Start Date	Federal	Fund Code	Federal Funds		State Funds	Local Funds	Total
				Federal Funds	State Fund Code			
RW	2018		NHPP	33,310		0	680	33,990
CN	2019		NHPP	1,147,262		0	23,414	1,170,676
Project Totals				1,180,572		0	24,094	1,204,666

Expenditure Schedule

Phase	1st	2nd	3rd	4th	5th & 6th
RW	0	33,990	0	0	0
CN	0	0	1,170,675	0	0
Totals	0	33,990	1,170,675	0	0

Washington State S. T. I. P.

2017 to 2020

(Project Funds to Nearest Dollar)

MPO/RTPO: SWW RTPO

N Inside

Y Outside

November 17, 2017

County:

Agency: WSDOT - SW

Func Cls	Project Number	PIN	STIP ID	Imp Type	Total Project Length	Environmental Type	RW Required	Begin Termini	End Termini	Total Est. Cost of Project	STIP Amend. No.
06	0006(023)	400621J	400621J21	20	0.130	DCE	Yes	46.38	46.51	5,498,463	

SR 6/Two Tributaries to Chehalis River - Fish Passage

Remove two Fish Passage Barriers

Funding

Phase	Start Date	Federal	Fund Code	Federal Funds		State Funds	Local Funds	Total
				Federal	State Fund Code			
RW	2018		NHPP	22,207		0	453	22,660
CN	2019		NHPP	1,104,927		0	22,550	1,127,477
CN	2020		NHPP	3,632,662		0	74,136	3,706,798
Project Totals				4,759,796		0	97,139	4,856,935

Expenditure Schedule

Phase	1st	2nd	3rd	4th	5th & 6th
RW	0	22,660	0	0	0
CN	0	0	1,127,477	3,706,798	0
Totals	0	22,660	1,127,477	3,706,798	0

Washington State S. T. I. P.

2017 to 2020

(Project Funds to Nearest Dollar)

MPO/RTPO: SWW RTPO

N Inside

Y Outside

November 17, 2017

County:

Agency: WSDOT - SW

Func Cls	Project Number	PIN	STIP ID	Imp Type	Total Project Length	Environmental Type	RW Required	Begin Termini	End Termini	Total Est. Cost of Project	STIP Amend. No.
06		400716F	400716F21	06	0.020	CE	No	12.50	12.52	285,700	

SR 7/0.9 Mile N of Mineral Rd - Culvert Rehabilitation

Replace failing culvert pipe.

Funding

Phase	Start Date	Federal	Fund Code	Federal Funds		State Funds	Local Funds	Total
				Federal Funds	State Fund Code			
CN	2017			0	CWA	183,600	0	183,600
Project Totals				0		183,600	0	183,600

Expenditure Schedule

Phase	1st	2nd	3rd	4th	5th & 6th
CN	183,600	0	0	0	0
Totals	183,600	0	0	0	0

Washington State S. T. I. P.

2017 to 2020

(Project Funds to Nearest Dollar)

MPO/RTPO: SWW RTPO

N Inside

Y Outside

November 17, 2017

County:

Agency: WSDOT - SW

Func Cls	Project Number	PIN	STIP ID	Imp Type	Total Project Length	Environmental Type	RW Required	Begin Termini	End Termini	Total Est. Cost of Project	STIP Amend. No.
06		400716E	400716E21	06	0.020	CE	No	6.10	6.12	475,760	17-01

SR 7/1.6 Miles N of Tilton River Bridge - Culvert Rehabilitation

Repair eroded embankment and culvert pipe.

Funding

Phase	Start Date	Federal Fund Code	Federal Funds	State Fund Code	State Funds	Local Funds	Total
CN	2017		0	CWA	303,600	0	303,600
Project Totals			0		303,600	0	303,600

Expenditure Schedule

Phase	1st	2nd	3rd	4th	5th & 6th
CN	303,600	0	0	0	0
Totals	303,600	0	0	0	0

Washington State S. T. I. P.

2017 to 2020

(Project Funds to Nearest Dollar)

MPO/RTPO: SWW RTPO

N Inside

Y Outside

November 17, 2017

County:

Agency: WSDOT - SW

Func Cls	Project Number	PIN	STIP ID	Imp Type	Total Project Length	Environmental Type	RW Required	Begin Termini	End Termini	Total Est. Cost of Project	STIP Amend. No.
06		400716D	400716D21	06	0.680	CE	No	6.05	6.73	408,100	

SR 7/North of Tilton River Bridge - Culvert Rehabilitation

Repair or replace three failing culverts.

Funding

Phase	Start Date	Federal	Fund Code	Federal Funds		State Funds	Local Funds	Total
				Federal Funds	State Fund Code			
CN	2017			0	CWA	306,000	0	306,000
Project Totals				0		306,000	0	306,000

Expenditure Schedule

Phase	1st	2nd	3rd	4th	5th & 6th
CN	306,000	0	0	0	0
Totals	306,000	0	0	0	0

Washington State S. T. I. P.

2017 to 2020

(Project Funds to Nearest Dollar)

MPO/RTPO: SWW RTPO

N Inside

Y Outside

November 17, 2017

County:

Agency: WSDOT - SW

Func Cls	Project Number	PIN	STIP ID	Imp Type	Total Project Length	Environmental Type	RW Required	Begin Termini	End Termini	Total Est. Cost of Project	STIP Amend. No.
00		400018S	400018S21	21		CE	No	Varies	Varies	88,930	

SW Region/Regionwide Curve Warning Sign Update 2017-2019

Update signing.

Funding

Phase	Start Date	Federal	Fund Code	Federal Funds		State Funds	Local Funds	Total
				Federal Funds	State Fund Code			
PE	2017		HSIP	8,537		0	356	8,893
CN	2018		HSIP	78,436		0	1,601	80,037
Project Totals				86,973		0	1,957	88,930

Expenditure Schedule

Phase	1st	2nd	3rd	4th	5th & 6th
PE	8,893	0	0	0	0
CN	0	80,037	0	0	0
Totals	8,893	80,037	0	0	0

Washington State S. T. I. P.

2017 to 2020

(Project Funds to Nearest Dollar)

MPO/RTPO: SWW RTPO

N Inside

Y Outside

November 17, 2017

County:

Agency: WSDOT - SW

Func Cls	Project Number	PIN	STIP ID	Imp Type	Total Project Length	Environmental Type	RW Required	Begin Termini	End Termini	Total Est. Cost of Project	STIP Amend. No.
00		400018F	400018F21	21		CE	No	Varies	Varies	125,000	

SW Region/Regionwide High Friction Surface Installation

Install high-friction surface treatment on roadways throughout the Region.

Funding

Phase	Start Date	Federal	Fund Code	Federal Funds		State Fund Code	State Funds	Local Funds	Total
PE	2019		HSIP		12,250		0	250	12,500
CN	2020		HSIP		110,250		0	2,250	112,500
Project Totals					122,500		0	2,500	125,000

Expenditure Schedule

Phase	1st	2nd	3rd	4th	5th & 6th
PE	0	0	12,500	0	0
CN	0	0	0	112,500	0
Totals	0	0	12,500	112,500	0

Washington State S. T. I. P.

2017 to 2020

(Project Funds to Nearest Dollar)

MPO/RTPO: SWW RTPO

N Inside

Y Outside

November 17, 2017

County:

Agency: WSDOT - SW

Func Cls	Project Number	PIN	STIP ID	Imp Type	Total Project Length	Environmental Type	RW Required	Begin Termini	End Termini	Total Est. Cost of Project	STIP Amend. No.
00		400020R	400020R21	06		CE	No	Varies	Varies	100,000	

SW Region/Regionwide Shoulder Rumble Strip Installation 2019-2021

Install shoulder rumble strips on various routes within the Region.

Funding

Phase	Start Date	Federal	Fund Code	Federal Funds		State Fund Code	State Funds	Local Funds	Total
PE	2019		HSIP	9,600			0	400	10,000
CN	2020		HSIP	88,200			0	1,800	90,000
Project Totals				97,800			0	2,200	100,000

Expenditure Schedule

Phase	1st	2nd	3rd	4th	5th & 6th
PE	0	0	1,000	0	0
CN	0	0	0	90,000	0
Totals	0	0	1,000	90,000	0

Washington State S. T. I. P.

2017 to 2020

(Project Funds to Nearest Dollar)

MPO/RTPO: SWW RTPO

N Inside

Y Outside

November 17, 2017

County:

Agency: WSDOT - SW

Func Cls	Project Number	PIN	STIP ID	Imp Type	Total Project Length	Environmental Type	RW Required	Begin Termini	End Termini	Total Est. Cost of Project	STIP Amend. No.
01		400018B	400018B21	21		CE	No	Various	Various	133,000	17-04

SWR Breakaway Cable Terminal Replacement - Interstate

Replace breakaway cable terminals on interstates within this RTPO (I-5). Also see RTC and CWCOG records.

Funding

Phase	Start Date	Federal	Fund Code	Federal Funds		State Funds	Local Funds	Total
				Federal	State Fund Code			
PE	2017		HSIP	12,480		0	520	13,000
CN	2018		HSIP	117,600		0	2,400	120,000
Project Totals				130,080		0	2,920	133,000

Expenditure Schedule

Phase	1st	2nd	3rd	4th	5th & 6th
PE	13,000	0	0	0	0
CN	0	120,000	0	0	0
Totals	13,000	120,000	0	0	0

Washington State S. T. I. P.

2017 to 2020

(Project Funds to Nearest Dollar)

MPO/RTPO: SWW RTPO

N Inside

Y Outside

November 17, 2017

County:

Agency: WSDOT - SW

Func Cls	Project Number	PIN	STIP ID	Imp Type	Total Project Length	Environmental Type	RW Required	Begin Termini	End Termini	Total Est. Cost of Project	STIP Amend. No.
00		400019S	400019S21	06		CE	No	Varies	Varies	53,238	

SWR Region Basis Safety - Signing 2019-2021

Replace existing deteriorating signs Region-wide.

Funding

Phase	Start Date	Federal	Fund Code	Federal Funds		State Fund Code	State Funds	Local Funds	Total
PE	2019		HSIP	5,111			0	213	5,324
CN	2020		HSIP	46,956			0	958	47,914
Project Totals				52,067			0	1,171	53,238

Expenditure Schedule

Phase	1st	2nd	3rd	4th	5th & 6th
PE	0	0	5,324	0	0
CN	0	0	0	47,914	0
Totals	0	0	5,324	47,914	0

Washington State S. T. I. P.

2017 to 2020

(Project Funds to Nearest Dollar)

MPO/RTPO: SWW RTPO

N Inside

Y Outside

November 17, 2017

County:

Agency: WSDOT - SW

Func Cls	Project Number	PIN	STIP ID	Imp Type	Total Project Length	Environmental Type	RW Required	Begin Termini	End Termini	Total Est. Cost of Project	STIP Amend. No.
00		400017G	400017G21	21		CE	No	Varies	Varies	92,000	

SWR Regionwide Basic Safety - Guardrail 2017-2019

Address structurally deficient safety features.

Funding

Phase	Start Date	Federal	Fund Code	Federal Funds		State Fund Code	State Funds	Local Funds	Total
PE	2017		HSIP	8,832			0	368	9,200
CN	2018		HSIP	81,144			0	1,656	82,800
Project Totals				89,976			0	2,024	92,000

Expenditure Schedule

Phase	1st	2nd	3rd	4th	5th & 6th
PE	9,200	0	0	0	0
CN	0	82,800	0	0	0
Totals	9,200	82,800	0	0	0

Washington State S. T. I. P.

2017 to 2020

(Project Funds to Nearest Dollar)

MPO/RTPO: SWW RTPO

N Inside

Y Outside

November 17, 2017

County:

Agency: WSDOT - SW

Func Cls	Project Number	PIN	STIP ID	Imp Type	Total Project Length	Environmental Type	RW Required	Begin Termini	End Termini	Total Est. Cost of Project	STIP Amend. No.
00		400017T	400017T21	06		CE	No	Varies	Varies	22,094	

SWR Regionwide Basic Safety - Signing 2017-2019

Update signing at various locations throughout the Region.

Funding

Phase	Start Date	Federal	Fund Code	Federal Funds		State Fund Code	State Funds	Local Funds	Total
PE	2017		HSIP	2,010			0	84	2,094
CN	2018		HSIP	19,600			0	400	20,000
Project Totals				21,610			0	484	22,094

Expenditure Schedule

Phase	1st	2nd	3rd	4th	5th & 6th
PE	2,094	0	0	0	0
CN	0	20,000	0	0	0
Totals	2,094	20,000	0	0	0

Washington State S. T. I. P.

2017 to 2020

(Project Funds to Nearest Dollar)

MPO/RTPO: SWW RTPO

N Inside

Y Outside

November 17, 2017

County:

Agency: WSDOT - SW

Func Cls	Project Number	PIN	STIP ID	Imp Type	Total Project Length	Environmental Type	RW Required	Begin Termini	End Termini	Total Est. Cost of Project	STIP Amend. No.
00		400019G	400019G21	06		CE	No	Varies	Varies	221,500	

SWR Regionwide Basic Safety-Guardrail 2019-2021

Address guardrail deficiencies within Region.

Funding

Phase	Start Date	Federal	Fund Code	Federal Funds		State Fund Code	State Funds	Local Funds	Total
PE	2019		HSIP	21,264			0	886	22,150
CN	2020		STP	195,363			0	3,987	199,350
Project Totals				216,627			0	4,873	221,500

Expenditure Schedule

Phase	1st	2nd	3rd	4th	5th & 6th
PE	0	0	22,150	0	0
CN	0	0	0	199,350	0
Totals	0	0	22,150	199,350	0

Washington State S. T. I. P.

2017 to 2020

(Project Funds to Nearest Dollar)

MPO/RTPO: SWW RTPO

N Inside

Y Outside

November 17, 2017

County:

Agency: WSDOT - SW

Func Cls	Project Number	PIN	STIP ID	Imp Type	Total Project Length	Environmental Type	RW Required	Begin Termini	End Termini	Total Est. Cost of Project	STIP Amend. No.
00		400018A	400018A21	21		CE	No	Varies	Varies	512,500	

SWR Regionwide Curb Ramps-ADA Compliance 2017-2019

Address curb ramps to meet ADA compliance

Funding

Phase	Start Date	Federal	Fund Code	Federal Funds		State Fund Code	State Funds	Local Funds	Total
PE	2017		STP	43,200			0	1,800	45,000
CN	2018		STP	237,521			0	4,847	242,368
CN	2019		STP	220,629			0	4,503	225,132
Project Totals				501,350			0	11,150	512,500

Expenditure Schedule

Phase	1st	2nd	3rd	4th	5th & 6th
PE	45,000	0	0	0	0
CN	0	242,368	225,132	0	0
Totals	45,000	242,368	225,132	0	0

Washington State S. T. I. P.

2017 to 2020

(Project Funds to Nearest Dollar)

MPO/RTPO: SWW RTPO

N Inside

Y Outside

November 17, 2017

County:

Agency: WSDOT - SW

Func Cls	Project Number	PIN	STIP ID	Imp Type	Total Project Length	Environmental Type	RW Required	Begin Termini	End Termini	Total Est. Cost of Project	STIP Amend. No.
00		400020A	400020A21	21		CE	No	Varies	Varies	225,000	

SWR Regionwide Curb Ramps-ADA Compliance 2019-2021

Address curb ramps to meet ADA compliance

Funding

Phase	Start Date	Federal	Fund Code	Federal Funds		State Fund Code	State Funds	Local Funds	Total
PE	2019		STP	36,000			0	1,500	37,500
CN	2020		STP	183,750			0	3,750	187,500
Project Totals				219,750			0	5,250	225,000

Expenditure Schedule

Phase	1st	2nd	3rd	4th	5th & 6th
PE	0	0	37,500	0	0
CN	0	0	0	187,500	0
Totals	0	0	37,500	187,500	0

Washington State S. T. I. P.

2017 to 2020

(Project Funds to Nearest Dollar)

MPO/RTPO: SWW RTPO

N Inside

Y Outside

November 17, 2017

County:

Agency: WSDOT - SW

Func Cls	Project Number	PIN	STIP ID	Imp Type	Total Project Length	Environmental Type	RW Required	Begin Termini	End Termini	Total Est. Cost of Project	STIP Amend. No.
00		400018R	400018R21	21		CE	No	Varies	Varies	100,000	

SWR Regionwide Safety - Shoulder Rumble Strips Phase II

Install shoulder rumble strips on various routes within SW Region.

Funding

Phase	Start Date	Federal	Fund Code	Federal Funds		State Fund Code	State Funds	Local Funds	Total
PE	2017		HSIP	9,600			0	400	10,000
CN	2018		HSIP	88,200			0	1,800	90,000
Project Totals				97,800			0	2,200	100,000

Expenditure Schedule

Phase	1st	2nd	3rd	4th	5th & 6th
PE	10,000	0	0	0	0
CN	0	90,000	0	0	0
Totals	10,000	90,000	0	0	0

Washington State S. T. I. P.

2017 to 2020

(Project Funds to Nearest Dollar)

MPO/RTPO: SWW RTPO

N Inside

Y Outside

November 17, 2017

County:

Agency: WSDOT - SW

Func Cls	Project Number	PIN	STIP ID	Imp Type	Total Project Length	Environmental Type	RW Required	Begin Termini	End Termini	Total Est. Cost of Project	STIP Amend. No.
00		400016E	400016E21	06		CE	No	Varies	Varies	60,414	

SWR Various Locations - Upgrade Electrical Services

Upgrade outdated and deficient electrical services to current standards.

Funding

Phase	Start Date	Federal	Fund Code	Federal Funds		State Funds	Local Funds	Total
				State Fund Code				
PE	2017			0	CWA	24,509	0	24,509
CN	2018			0	CWA	35,905	0	35,905
Project Totals				0		60,414	0	60,414

Expenditure Schedule

Phase	1st	2nd	3rd	4th	5th & 6th
PE	24,509	0	0	0	0
CN	0	35,905	0	0	0
Totals	24,509	35,905	0	0	0

Washington State S. T. I. P.

2017 to 2020

(Project Funds to Nearest Dollar)

MPO/RTPO: SWW RTPO

N Inside

Y Outside

November 17, 2017

County:

Agency: WSDOT - SW

Func Cls	Project Number	PIN	STIP ID	Imp Type	Total Project Length	Environmental Type	RW Required	Begin Termini	End Termini	Total Est. Cost of Project	STIP Amend. No.
02		410112R	410112R25	06	0.350	CE	No	58.40	58.95	1,230,909	

US 101/Heath St to Duryea St - Replace Enclosed Drainage System

Replace enclosed drainage system.

Funding

Phase	Start Date	Federal	Fund Code	Federal Funds		State Funds	Local Funds	Total
				State Fund Code				
CN	2017			0	CWA	34,010	0	34,010
CN	2018			0	CWA	957,979	0	957,979
Project Totals				0		991,989	0	991,989

Expenditure Schedule

Phase	1st	2nd	3rd	4th	5th & 6th
CN	34,010	957,979	0	0	0
Totals	34,010	957,979	0	0	0

Washington State S. T. I. P.

2017 to 2020

(Project Funds to Nearest Dollar)

MPO/RTPO: SWW RTPO

N Inside

Y Outside

November 17, 2017

County:

Agency: WSDOT - SW

Func Cls	Project Number	PIN	STIP ID	Imp Type	Total Project Length	Environmental Type	RW Required	Begin Termini	End Termini	Total Est. Cost of Project	STIP Amend. No.
02		410114R	410114R25	21	47.720	CE	No	9.40	57.12	235,587	

US 101/SR 101 Alternate I/S Vic to Raymond - Centerline Rumble Strips

Install centerline rumblestrips.

Funding

Phase	Start Date	Federal	Fund Code	Federal Funds		State Funds	Local Funds	Total
				Federal Funds	State Fund Code			
PE	2017		HSIP	44,201		0	1,842	46,043
CN	2018		HSIP	185,754		0	3,790	189,544
Project Totals				229,955		0	5,632	235,587

Expenditure Schedule

Phase	1st	2nd	3rd	4th	5th & 6th
PE	46,043	0	0	0	0
CN	0	189,544	0	0	0
Totals	46,043	189,544	0	0	0

Washington State S. T. I. P.

2017 to 2020

(Project Funds to Nearest Dollar)

MPO/RTPO: SWW RTPO

N Inside

Y Outside

November 17, 2017

County:

Agency: WSDOT - SW

Func Cls	Project Number	PIN	STIP ID	Imp Type	Total Project Length	Environmental Type	RW Required	Begin Termini	End Termini	Total Est. Cost of Project	STIP Amend. No.
02		410114J	410114J25	06	0.020	CE	No	58.47	58.49	1,399,702	

US 101/SR 6 - Remove Signal

Rebuild signal system.

Funding

Phase	Start Date	Federal Funds		State Fund Code	State Funds	Local Funds	Total
		Federal	Fund Code				
CN	2017			CWA	1,191,398	0	1,191,398
Project Totals		0			1,191,398	0	1,191,398

Expenditure Schedule

Phase	1st	2nd	3rd	4th	5th & 6th
CN	1,191,398	0	0	0	0
Totals	1,191,398	0	0	0	0

Washington State S. T. I. P.

2017 to 2020

(Project Funds to Nearest Dollar)

MPO/RTPO: SWW RTPO

N Inside

Y Outside

November 17, 2017

County:

Agency: WSDOT - SW

Func Cls	Project Number	PIN	STIP ID	Imp Type	Total Project Length	Environmental Type	RW Required	Begin Termini	End Termini	Total Est. Cost of Project	STIP Amend. No.
02		401209R	401209r21	20	0.030	CE	Yes	108.10	108.13	1,553,885	

US 12/Rainey Creek Bridge - Chronic Environmental Deficiency

Re-establish the creek channel.

Funding

Phase	Start Date	Federal Funds		State Fund Code	State Funds	Local Funds	Total
		Federal	Fund Code				
PE	2017		NHPP		0	5,717	142,905
RW	2019		NHPP		0	275	13,730
CN	2019		NHPP		0	27,945	1,397,250
Project Totals					0	33,937	1,553,885

Expenditure Schedule

Phase	1st	2nd	3rd	4th	5th & 6th
PE	142,905	0	0	0	0
RW	0	0	13,730	0	0
CN	0	0	1,397,250	0	0
Totals	142,905	0	1,410,980	0	0

Federal Funds		State Funds	Local Funds	Total
Agency Totals for WSDOT - SW		73,570,549	35,841,908	111,095,927

Washington State S. T. I. P.

2017 to 2020

(Project Funds to Nearest Dollar)

MPO/RTPO: TRPC

Y Inside

N Outside

November 17, 2017

County: Thurston

Agency: Intercity Transit

Func Cls	Project Number	PIN	STIP ID	Imp Type	Total Project Length	Environmental Type	RW Required	Begin Termini	End Termini	Total Est. Cost of Project	STIP Amend. No.
00			16-01	23		CE	No	na	na	4,090,176	

2017 Capital Preventive Maintenance

Capital Preventive Maintenance funding for Intercity Transit from Oct 2016 - Sept 2017.

Funding

Phase	Start Date	Federal Fund Code	Federal Funds		State Fund Code	State Funds	Local Funds	Total
			Federal	Fund Code				
CN	2017	5307		3,272,141		0	818,035	4,090,176
Project Totals				3,272,141		0	818,035	4,090,176

Expenditure Schedule

Phase	1st	2nd	3rd	4th	5th & 6th
CN	4,090,176	0	0	0	0
Totals	4,090,176	0	0	0	0

Washington State S. T. I. P.

2017 to 2020

(Project Funds to Nearest Dollar)

MPO/RTPO: TRPC

Y Inside

N Outside

November 17, 2017

County: Thurston

Agency: Intercity Transit

Func CIs	Project Number	PIN	STIP ID	Imp Type	Total Project Length	Environmental Type	RW Required	Begin Termini	End Termini	Total Est. Cost of Project	STIP Amend. No.
00			WA-09786	23		DCE	No	NA	NA	391,650	17-01

Bus Stop Enhancements for Safety & Accessibility

Improve approximately 63 existing bus stops within Intercity Transit's service district of Lacey, Olympia, Tumwater, Yelm and Thurston County. The purpose of this effort is to: a) increase pedestrian accessibility, including federal ADA requirements for sidewalks, and b) incorporate sidewalk design elements that construct accessible landing pads for bus ramp deployment including, where appropriate, improvements to curbing and street storm water flow. These improvements increase operational functionality and safety at the stop for both the transit vehicle/driver, the riding public and in particular for people with physical limitations or impairments.

Funding

Phase	Start Date	Federal Fund Code	Federal Funds		State Fund Code	State Funds	Local Funds	Total
			Federal	Fund Code				
PE	2017	TAP(US)		98,610		0	15,390	114,000
CN	2017	TAP(US)		240,167		0	37,483	277,650
Project Totals				338,777		0	52,873	391,650

Expenditure Schedule

Phase	1st	2nd	3rd	4th	5th & 6th
PE	114,000	0	0	0	0
CN	277,650	0	0	0	0
Totals	391,650	0	0	0	0

Washington State S. T. I. P.

2017 to 2020

(Project Funds to Nearest Dollar)

MPO/RTPO: TRPC

Y Inside

N Outside

November 17, 2017

County: Thurston

Agency: Intercity Transit

Func CIs	Project Number	PIN	STIP ID	Imp Type	Total Project Length	Environmental Type	RW Required	Begin Termini	End Termini	Total Est. Cost of Project	STIP Amend. No.
00			WA-09871	23		DCE	No	N/A	N/A	72,891	17-06

Bus Stop Enhancements for Safety & Accessibility

Improve an additional series (approximately 11) of existing bus stops within Intercity Transit's service district of Lacey, Olympia, Tumwater, Yelm and Thurston County. The purpose of this effort is to: a) increase pedestrian accessibility, including federal ADA requirements for sidewalks, and b) incorporate sidewalk design elements that construct accessible landing pads for bus ramp deployment including, where appropriate, improvements to curbing and street storm water flow. These improvements increase operational functionality and safety at the stop for both the transit vehicle/driver, the riding public and in particular for people with physical limitations or impairments.

Funding

Phase	Start Date	Federal Fund Code	Federal Funds	State Fund Code	State Funds	Local Funds	Total
CN	2017	CMAQ	63,050		0	9,841	72,891
Project Totals			63,050		0	9,841	72,891

Expenditure Schedule

Phase	1st	2nd	3rd	4th	5th & 6th
CN	72,891	0	0	0	0
Totals	72,891	0	0	0	0

Washington State S. T. I. P.

2017 to 2020

(Project Funds to Nearest Dollar)

MPO/RTPO: TRPC

Y Inside

N Outside

November 17, 2017

County: Thurston

Agency: Intercity Transit

Func Cls	Project Number	PIN	STIP ID	Imp Type	Total Project Length	Environmental Type	RW Required	Begin Termini	End Termini	Total Est. Cost of Project	STIP Amend. No.
00			1506-001	23		DCE	No	vic Martin Way E	vic Pacific Avenue SE	7,600,000	

UST Replacement Construction (Pattison Street Facility Phase 1 Renovation and Expansion)

Decommission 10 original single-walled Underground Storage Tanks (UST's). Install new fuel USTs on property adjoining the existing facilities; install new above ground lubricant tanks in a remodeled lubricant room in the existing Maintenance Facility; and construct a new unleaded fueling island close to the new fuel USTs. Pave the existing facility's parking area with appropriate sub-structure, concrete, striping, fencing, lighting and landscaping.

PE obligated \$560,000. CN is partially funded by 5339 awards from WSDOT, including 475,000 total obligated in WA-34-0004; and 1,056,250 total programmed in PTD-08 STIP ID.

Funding

Phase	Start Date	Federal Fund Code	Federal Funds		State Fund Code	State Funds	Local Funds	Total
			Federal	Fund Code				
CN	2017	5339	1,225,000			0	306,250	1,531,250
Project Totals			1,225,000			0	306,250	1,531,250

Expenditure Schedule

Phase	1st	2nd	3rd	4th	5th & 6th
CN	1,531,250	0	0	0	0
Totals	1,531,250	0	0	0	0

Washington State S. T. I. P.

2017 to 2020

(Project Funds to Nearest Dollar)

MPO/RTPO: TRPC

Y Inside

N Outside

November 17, 2017

County: Thurston

Agency: Intercity Transit

Func Cls	Project Number	PIN	STIP ID	Imp Type	Total Project Length	Environmental Type	RW Required	Begin Termini	End Termini	Total Est. Cost of Project	STIP Amend. No.
00			WA-09787	23		DCE	No	N/A	N/A	168,000	17-01

Youth Education Program - "Walk N' Roll"

The Walk N Roll program reduces drive-alone trips to school and builds the next generation of safe and healthy pedestrians, cyclists, and transit users. This continuing, established, school-based public education and outreach program helps students and families to access their community through active and sustainable forms of transportation, and positively influences safe walking and bicycling behavior and improves air quality by reducing congestion and idling around schools.

Funding

Phase	Start Date	Federal Fund Code	Federal Funds	State Fund Code	State Funds	Local Funds	Total
PE	2017	TAP(US)	145,000		0	23,000	168,000
Project Totals			145,000		0	23,000	168,000

Expenditure Schedule

Phase	1st	2nd	3rd	4th	5th & 6th
PE	168,000	0	0	0	0
Totals	168,000	0	0	0	0

	Federal Funds	State Funds	Local Funds	Total
Agency Totals for Intercity Transit	5,043,968	0	1,209,999	6,253,967

Washington State S. T. I. P.

2017 to 2020

(Project Funds to Nearest Dollar)

MPO/RTPO: TRPC

Y Inside

N Outside

November 17, 2017

County: Thurston

Agency: Lacey

Func Cls	Project Number	PIN	STIP ID	Imp Type	Total Project Length	Environmental Type	RW Required	Begin Termini	End Termini	Total Est. Cost of Project	STIP Amend. No.
14			Lacey17001	05	2.500	CE	No	Ruddell Rd/City Limits	37th/Mullen	5,600,000	17-10

College St and Yelm Hwy Super "T" Pavement Rehabilitation

This project will provide a complete pavement rehabilitation on both corridors. The project also includes ADA improvements as required.

Funding

Phase	Start Date	Federal	Fund Code	Federal Funds		State Funds	Local Funds	Total
				Federal Funds	State Fund Code			
PE	2018		NHPP	375,000		0	125,000	500,000
CN	2019		NHPP	3,825,000		0	1,275,000	5,100,000
Project Totals				4,200,000		0	1,400,000	5,600,000

Expenditure Schedule

Phase	1st	2nd	3rd	4th	5th & 6th
ALL	500,000	5,100,000	0	0	0
Totals	500,000	5,100,000	0	0	0

Washington State S. T. I. P.

2017 to 2020

(Project Funds to Nearest Dollar)

MPO/RTPO: TRPC

Y Inside

N Outside

November 17, 2017

County: Thurston

Agency: Lacey

Func Cls	Project Number	PIN	STIP ID	Imp Type	Total Project Length	Environmental Type	RW Required	Begin Termini	End Termini	Total Est. Cost of Project	STIP Amend. No.
14	5289(004)		Lacey11001	21	2.000	CE	Yes	Lacey Blvd	37th Ave SE	2,594,700	1703 AdMod

College Street Corridor -- Phase 1

Per the 2009 College Street Corridor Study, this project will widen the roadway to include a planted center median, auxiliary left turn lanes, sidewalks, with typical urban amenities. This includes traffic control roundabouts at 16th Avenue, 22nd Avenue and 29th Avenue SE. Future phases will be constructed as funding becomes available.

The project will involve landscaping, excavation, paving, and drainage improvements. The project will be constructed in multiple phases with the first phase being the construction of the 22nd Avenue SE roundabout.

Funding

Phase	Start Date	Federal Fund Code	Federal Funds		State Fund Code	State Funds	Local Funds	Total
CN	2018			0	Ped/Bike Program	630,000	218,458	848,458
CN	2018	STP(US)		302,961		0	40,900	343,861
CN	2018	TAP(US)		143,550		0	19,379	162,929
Project Totals				446,511		630,000	278,737	1,355,248

Expenditure Schedule

Phase	1st	2nd	3rd	4th	5th & 6th
CN	0	250,000	552,624	552,624	0
Totals	0	250,000	552,624	552,624	0

Federal Funds			State Funds	Local Funds	Total
Agency Totals for Lacey			630,000	1,678,737	6,955,248

Washington State S. T. I. P.

2017 to 2020

(Project Funds to Nearest Dollar)

MPO/RTPO: TRPC

Y Inside

N Outside

November 17, 2017

County: Thurston

Agency: Olympia

Func Cls	Project Number	PIN	STIP ID	Imp Type	Total Project Length	Environmental Type	RW Required	Begin Termini	End Termini	Total Est. Cost of Project	STIP Amend. No.
16	5253(003)		Oly1101c	03	0.260	CE	Yes	at Morse-Merryman Road	N/A	6,873,675	1704 AdMod

Boulevard Road and Morse-Merryman Road Roundabout

Construct a single lane roundabout, sidewalks, planter strips, street lighting, bike lanes, stormwater improvements, underground utilities, abandon and replace existing asbestos concrete (AC) water mains and complete sanitary system improvements.

Funding

Phase	Start Date	Federal Fund Code	Federal Funds		State Fund Code	State Funds	Local Funds	Total
			Federal	Funds				
CN	2017			0	TIB	1,266,375	2,149,335	3,415,710
CN	2017	STP(US)		799,057		0	1,045,908	1,844,965
Project Totals				799,057		1,266,375	3,195,243	5,260,675

Expenditure Schedule

Phase	1st	2nd	3rd	4th	5th & 6th
CN	5,260,675	0	0	0	0
Totals	5,260,675	0	0	0	0

Washington State S. T. I. P.

2017 to 2020

(Project Funds to Nearest Dollar)

MPO/RTPO: TRPC

Y Inside

N Outside

November 17, 2017

County: Thurston

Agency: Olympia

Func Cls	Project Number	PIN	STIP ID	Imp Type	Total Project Length	Environmental Type	RW Required	Begin Termini	End Termini	Total Est. Cost of Project	STIP Amend. No.
00	5282(005)		Oly1513b	28	0.200	CE	No	Devoe Street	Landsdale Road	449,320	1710 AdMod

Pacific Avenue Pedestrian Crossing Improvements

At Devoe Street and Landsdale Road, install a pedestrian crossing island, crosswalk, signing and pedestrian-activated flashing beacons. Replace or install curb access ramps to meet ADA standards as needed.

Funding

Phase	Start Date	Federal Fund Code	Federal Funds		State Fund Code	State Funds	Local Funds	Total
			Federal	Funds				
CN	2017	HSIP		306,320		0	20,196	326,516
CN	2017	TAP(US)		50,000		0	7,804	57,804
Project Totals				356,320		0	28,000	384,320

Expenditure Schedule

Phase	1st	2nd	3rd	4th	5th & 6th
CN	384,320	0	0	0	0
Totals	384,320	0	0	0	0

Washington State S. T. I. P.

2017 to 2020

(Project Funds to Nearest Dollar)

MPO/RTPO: TRPC

Y Inside

N Outside

November 17, 2017

County: Thurston

Agency: Olympia

Func Cls	Project Number	PIN	STIP ID	Imp Type	Total Project Length	Environmental Type	RW Required	Begin Termini	End Termini	Total Est. Cost of Project	STIP Amend. No.
00			Oly1716b	28		CE	No	N/A	N/A	416,700	17-01

Pedestrian Crossing Flashing Beacon Installation

Replace existing in-pavement flashing light systems at nine pedestrian crosswalk locations with new Rectangular Rapid Flashing Beacons.

Funding

Phase	Start Date	Federal	Fund Code	Federal Funds		State Fund Code	State Funds	Local Funds	Total
PE	2017		STP(US)	34,708			0	5,417	40,125
CN	2017		STP(US)	325,732			0	50,843	376,575
Project Totals				360,440			0	56,260	416,700

Expenditure Schedule

Phase	1st	2nd	3rd	4th	5th & 6th
PE	40,125	0	0	0	0
CN	376,575	0	0	0	0
Totals	416,700	0	0	0	0

Washington State S. T. I. P.

2017 to 2020

(Project Funds to Nearest Dollar)

MPO/RTPO: TRPC

Y Inside

N Outside

November 17, 2017

County: Thurston

Agency: Olympia

Func Cls	Project Number	PIN	STIP ID	Imp Type	Total Project Length	Environmental Type	RW Required	Begin Termini	End Termini	Total Est. Cost of Project	STIP Amend. No.
17	0920(010)		Oly1312f	28	0.110	CE	No	Miller Avenue	Reeves Middle School	514,114	1706 AdMod

Quince Street Sidewalk

Remove existing asphalt walking path and replace it with curb and a concrete sidewalk. Locally funded removal and replacement of existing asphalt pavement adjacent to sidewalk.

Funding

Phase	Start Date	Federal Fund Code	Federal Funds		State Fund Code	State Funds	Local Funds	Total
			Federal	Funds				
CN	2017	TAP(SR)		172,050		0	228,564	400,614
Project Totals				172,050		0	228,564	400,614

Expenditure Schedule

Phase	1st	2nd	3rd	4th	5th & 6th
CN	400,614	0	0	0	0
Totals	400,614	0	0	0	0

Washington State S. T. I. P.

2017 to 2020

(Project Funds to Nearest Dollar)

MPO/RTPO: TRPC

Y Inside

N Outside

November 17, 2017

County: Thurston

Agency: Olympia

Func Cls	Project Number	PIN	STIP ID	Imp Type	Total Project Length	Environmental Type	RW Required	Begin Termini	End Termini	Total Est. Cost of Project	STIP Amend. No.
16			Oly1716c	28		CE	No	N/A	N/A	80,500	17-01

School Speed Limit Zone Flashing Beacon Installation Project

Install school speed limit zone flashing beacons on Carlyon Ave. at Lybarger St. and on North St. at Pifer Rd. and at Olympia High School west driveway.

Funding

Phase	Start Date	Federal	Fund Code	Federal Funds	State Fund Code	State Funds	Local Funds	Total
PE	2017		TAP(US)	12,110		0	1,890	14,000
CN	2017		TAP(US)	57,522		0	8,978	66,500
Project Totals				69,632		0	10,868	80,500

Expenditure Schedule

Phase	1st	2nd	3rd	4th	5th & 6th
PE	14,000	0	0	0	0
CN	66,500	0	0	0	0
Totals	80,500	0	0	0	0

	Federal Funds	State Funds	Local Funds	Total
Agency Totals for Olympia	1,757,499	1,266,375	3,518,935	6,542,809

Washington State S. T. I. P.

2017 to 2020

(Project Funds to Nearest Dollar)

MPO/RTPO: TRPC

Y Inside

N Outside

November 17, 2017

County: Thurston

Agency: Thurston Co.

Func Cls	Project Number	PIN	STIP ID	Imp Type	Total Project Length	Environmental Type	RW Required	Begin Termini	End Termini	Total Est. Cost of Project	STIP Amend. No.
00			WA-09502	21		CE	No	County Wide		2,040,000	17-02

Innovative Safety Program - High Friction Surfacing Treatment

High friction surfacing treatments on various county roads. Includes related activities such as striping.

Funding

Phase	Start Date	Federal	Fund Code	Federal Funds		State Fund Code	State Funds	Local Funds	Total
CN	2018		HSIP	2,000,000			0	40,000	2,040,000
Project Totals				2,000,000			0	40,000	2,040,000

Expenditure Schedule

Phase	1st	2nd	3rd	4th	5th & 6th
CN	0	2,040,000	0	0	0
Totals	0	2,040,000	0	0	0

Washington State S. T. I. P.

2017 to 2020

(Project Funds to Nearest Dollar)

MPO/RTPO: TRPC

Y Inside

N Outside

November 17, 2017

County: Thurston

Agency: Thurston Co.

Func Cls	Project Number	PIN	STIP ID	Imp Type	Total Project Length	Environmental Type	RW Required	Begin Termini	End Termini	Total Est. Cost of Project	STIP Amend. No.
16	5292(004)		WA-04780	03	0.890	CE	Yes	Lacey City Limits (vic Fire Station 33)	Carpenter Road	7,794,017	17-01

Mullen Road Reconstruction

Reconstruct roadway and widen 2 travel lanes to add bicycle lanes and sidewalks on both sides, additional channelization, landscaping, illumination, drainage improvements and other associated work. The proposed project will have sidewalks, bike lanes and a travel lane in each direction for the entirety of the project limits. Retaining walls will be necessary along portions of the project. A roundabout will be installed at Carpenter Rd to improve safety and operations. All stormwater will meet current standards. Illumination will be installed throughout the project limits.

Funding

Phase	Start Date	Federal	Fund Code	Federal Funds		State Funds	Local Funds	Total
				Fund Code	Funds			
RW	2017		STP(US)		600,000	TIB	301,000	1,100,000
CN	2019		STP(US)		2,000,000	TIB	4,100,000	6,400,000
Project Totals					2,600,000		4,401,000	7,500,000

Expenditure Schedule

Phase	1st	2nd	3rd	4th	5th & 6th
RW	1,100,000	0	0	0	0
CN	0	0	6,400,000	0	0
Totals	1,100,000	0	6,400,000	0	0

Washington State S. T. I. P.

2017 to 2020

(Project Funds to Nearest Dollar)

MPO/RTPO: TRPC

Y Inside

N Outside

November 17, 2017

County: Thurston

Agency: Thurston Co.

Func Cls	Project Number	PIN	STIP ID	Imp Type	Total Project Length	Environmental Type	RW Required	Begin Termini	End Termini	Total Est. Cost of Project	STIP Amend. No.
14			WA-09507	18		CE	No	N/A	N/A	100,000	17-01

Pacific Ave. and Yelm Hwy. Midblock Crosswalks Study

This project is to study midblock crossings along Yelm Hwy. and Pacific Ave. to improve the safety of bicyclists and pedestrians.

Funding

Phase	Start Date	Federal	Fund Code	Federal Funds		State Funds	Local Funds	Total
				Fund Code	Funds			
PE	2017		STP(US)		75,000	0	25,000	100,000
Project Totals					75,000	0	25,000	100,000

Expenditure Schedule

Phase	1st	2nd	3rd	4th	5th & 6th
PE	100,000	0	0	0	0
Totals	100,000	0	0	0	0

Washington State S. T. I. P.

2017 to 2020

(Project Funds to Nearest Dollar)

MPO/RTPO: TRPC

Y Inside

N Outside

November 17, 2017

County: Thurston

Agency: Thurston Co.

Func Cls	Project Number	PIN	STIP ID	Imp Type	Total Project Length	Environmental Type	RW Required	Begin Termini	End Termini	Total Est. Cost of Project	STIP Amend. No.
06	5271(001)		WA-02380	03	0.600	CE	Yes	87th Avenue SE	500 N of Normandy St SE	2,933,821	17-01

Rich Road SE Phase 2 - Urban Minor Widening

Reconstruct Rich Road, improve a horizontal curve, remove/relocate roadside clear zone obstacles, flattening adjacent roadway slopes, drainage, and improving approaches.

Funding

Phase	Start Date	Federal	Fund Code	Federal Funds	State Fund Code	State Funds	Local Funds	Total
CN	2017		STP(US)	1,349,694		0	1,015,306	2,365,000
Project Totals				1,349,694		0	1,015,306	2,365,000

Expenditure Schedule

Phase	1st	2nd	3rd	4th	5th & 6th
CN	1,640,000	725,000	0	0	0
Totals	1,640,000	725,000	0	0	0

Washington State S. T. I. P.

2017 to 2020

(Project Funds to Nearest Dollar)

MPO/RTPO: TRPC

Y Inside

N Outside

November 17, 2017

County: Thurston

Agency: Thurston Co.

Func Cls	Project Number	PIN	STIP ID	Imp Type	Total Project Length	Environmental Type	RW Required	Begin Termini	End Termini	Total Est. Cost of Project	STIP Amend. No.
19	2034(073)		WA-08060	28	0.330	CE	No	vic Lydia Hawk Elementary	n/a	730,000	

Thurston Co Safe Routes to School Program - Lydia Hawk Elementary

This project includes extending an existing sidewalk by about 1,000 feet, traffic calming, improved intersection crossings, illumination, and other ancillary improvements. The project also includes education and outreach efforts such as walking school buses and crossing guard training.

Funding

Phase	Start Date	Federal	Fund Code	Federal Funds	State Fund Code	State Funds	Local Funds	Total
CN	2017		TAP(SR)	595,000		0	5,000	600,000
Project Totals				595,000		0	5,000	600,000

Expenditure Schedule

Phase	1st	2nd	3rd	4th	5th & 6th
CN	600,000	0	0	0	0
Totals	600,000	0	0	0	0

	Federal Funds	State Funds	Local Funds	Total
Agency Totals for Thurston Co.	6,619,694	4,401,000	1,584,306	12,605,000

Washington State S. T. I. P.

2017 to 2020

(Project Funds to Nearest Dollar)

MPO/RTPO: TRPC

Y Inside

N Outside

November 17, 2017

County: Thurston

Agency: Tumwater

Func Cls	Project Number	PIN	STIP ID	Imp Type	Total Project Length	Environmental Type	RW Required	Begin Termini	End Termini	Total Est. Cost of Project	STIP Amend. No.
14			WA-09770	28	0.000	CE	No	Israel Rd	Market St	140,000	17-01

Capitol Boulevard Pedestrian Crossing Improvements

Installation of pedestrian activated Rectangular Rapid Flashing Beacons at two existing mid-block crossings, one between Israel and Dennis and another near Market St.

Funding

Phase	Start Date	Federal	Fund Code	Federal Funds		State Fund Code	State Funds	Local Funds	Total
PE	2017		STP(US)	8,650			0	1,350	10,000
CN	2018		STP(US)	112,450			0	17,550	130,000
Project Totals				121,100			0	18,900	140,000

Expenditure Schedule

Phase	1st	2nd	3rd	4th	5th & 6th
PE	10,000	0	0	0	0
CN	0	130,000	0	0	0
Totals	10,000	130,000	0	0	0

Washington State S. T. I. P.

2017 to 2020

(Project Funds to Nearest Dollar)

MPO/RTPO: TRPC

Y Inside

N Outside

November 17, 2017

County: Thurston

Agency: Tumwater

Func Cls	Project Number	PIN	STIP ID	Imp Type	Total Project Length	Environmental Type	RW Required	Begin Termini	End Termini	Total Est. Cost of Project	STIP Amend. No.
00			WA-07852	28	2.720	CE	Yes	Tumwater Historical Park	Pioneer Park	12,350,000	1706 AdMod

Deschutes Valley Trail

Construction of a paved walking / bicycling trail from Pioneer Park to the Tumwater Historical Park

Funding

Phase	Start Date	Federal	Fund Code	Federal Funds	State Fund Code	State Funds	Local Funds	Total
RW	2017			0		0	150,000	150,000
Project Totals				0		0	150,000	150,000

Expenditure Schedule

Phase	1st	2nd	3rd	4th	5th & 6th
RW	150,000	0	0	0	0
Totals	150,000	0	0	0	0

Washington State S. T. I. P.

2017 to 2020

(Project Funds to Nearest Dollar)

MPO/RTPO: TRPC

Y Inside

N Outside

November 17, 2017

County: Thurston

Agency: Tumwater

Func Cls	Project Number	PIN	STIP ID	Imp Type	Total Project Length	Environmental Type	RW Required	Begin Termini	End Termini	Total Est. Cost of Project	STIP Amend. No.
00			WA-09769	28	0.300	CE	Yes	Tumwater Historical Park	Tumwater Falls Park	1,200,000	1706 AdMod

Deschutes Valley Trail: Tumwater Historical Park to Falls Park

Construction of Segment A1 of the Deschutes Valley Trail to provide a paved walking / bicycling trail. PE done under federal project 1325(003).

Funding

Phase	Start Date	Federal	Fund Code	Federal Funds	State Fund Code	State Funds	Local Funds	Total
RW	2017		CMAQ	17,000		0	3,400	20,400
CN	2018		CMAQ	983,000		0	196,600	1,179,600
Project Totals				1,000,000		0	200,000	1,200,000

Expenditure Schedule

Phase	1st	2nd	3rd	4th	5th & 6th
RW	10,400	10,000	0	0	0
CN	0	1,179,600	0	0	0
Totals	10,400	1,189,600	0	0	0

Washington State S. T. I. P.

2017 to 2020

(Project Funds to Nearest Dollar)

MPO/RTPO: TRPC

Y Inside

N Outside

November 17, 2017

County: Thurston

Agency: Tumwater

Func Cls	Project Number	PIN	STIP ID	Imp Type	Total Project Length	Environmental Type	RW Required	Begin Termini	End Termini	Total Est. Cost of Project	STIP Amend. No.
17			WA-08986	04	0.200	CE	No	2nd Ave SW	Emerson St SW	820,000	17-01

Desoto Street Stabilization and Rehabilitation

Reconstruction including slope stabilization, curb, gutters, roadway, sidewalks on one side, bike lanes, illumination and drainage.

Funding

Phase	Start Date	Federal	Fund Code	Federal Funds		State Funds	Local Funds	Total
				Federal	State Fund Code			
PE	2017		STP(US)	90,000		0	20,000	110,000
CN	2018		STP(US)	610,000		0	100,000	710,000
Project Totals				700,000		0	120,000	820,000

Expenditure Schedule

Phase	1st	2nd	3rd	4th	5th & 6th
PE	70,000	40,000	0	0	0
CN	0	710,000	0	0	0
Totals	70,000	750,000	0	0	0

Washington State S. T. I. P.

2017 to 2020

(Project Funds to Nearest Dollar)

MPO/RTPO: TRPC

Y Inside

N Outside

November 17, 2017

County: Thurston

Agency: Tumwater

Func Cls	Project Number	PIN	STIP ID	Imp Type	Total Project Length	Environmental Type	RW Required	Begin Termini	End Termini	Total Est. Cost of Project	STIP Amend. No.
14			WA-07854	01	0.910	EA	Yes	Multiple, See Project Description	Multiple, See Project Description	12,000,000	17-05

I-5 / Trosper Rd / Capitol Blvd Reconfiguration

Modify I-5 NB Off-Ramp and southerly NB On-Ramp, construct roundabout at I-5/6th Ave, construct new roadway between West Lee Street and Trosper Road, reconstruct Trosper from I-5 to Capitol Blvd, extend Trosper Rd east of Capitol Blvd, construct roundabout at Trosper Rd/Capitol Blvd, reconstruct Linda St from Capitol Blvd to a new local access road and construct new local access road from Ruby St to Trosper Rd extension.

Termini: NB Off-Ramp and southerly NB On-Ramp (I-5), I-5 to 470' east of Capitol Blvd (Trosper Rd), Lee St to Trosper Rd (6th Ave), 100' north of Ruby St to 340' north of Trosper Rd (Capitol Blvd), Capitol Blvd to 425' east of Capitol Blvd (Linda St)

Funding

Phase	Start Date	Federal Fund Code	Federal Funds		State Fund Code	State Funds	Local Funds	Total
RW	2018			0	TIB	4,200,000	800,000	5,000,000
Project Totals				0		4,200,000	800,000	5,000,000

Expenditure Schedule

Phase	1st	2nd	3rd	4th	5th & 6th
RW	0	1,000,000	4,000,000	0	0
Totals	0	1,000,000	4,000,000	0	0

Federal Funds		State Funds	Local Funds	Total
Agency Totals for Tumwater		1,821,100	4,200,000	7,310,000

Washington State S. T. I. P.

2017 to 2020

(Project Funds to Nearest Dollar)

MPO/RTPO: TRPC

Y Inside

N Outside

November 17, 2017

County:

Agency: WSDOT - OLY

Func Cls	Project Number	PIN	STIP ID	Imp Type	Total Project Length	Environmental Type	RW Required	Begin Termini	End Termini	Total Est. Cost of Project	STIP Amend. No.
00	9999(750)	300015T	300015T34	21		CE	No	Various	Various	16,697	

15-17 OR Region Wide Basic Safety - Guardrail

To address region wide structurally deficient safety features which need to be adjusted or replaced to sustain safety for the traveling public. Potential improvements may include guardrail, guardrail terminals, bridge end protection and concrete barrier where needed. This is a multicounty project. The total shown in this project reflects only the portions in Thurston Regional Council's boundary.

Funding

Phase	Start Date	Federal Fund Code	Federal Funds		State Fund Code	State Funds	Local Funds	Total
CN	2017	STP		13,966		0	285	14,251
Project Totals				13,966		0	285	14,251

Expenditure Schedule

Phase	1st	2nd	3rd	4th	5th & 6th
CN	14,251	0	0	0	0
Totals	14,251	0	0	0	0

Washington State S. T. I. P.

2017 to 2020

(Project Funds to Nearest Dollar)

MPO/RTPO: TRPC

Y Inside

N Outside

November 17, 2017

County:

Agency: WSDOT - OLY

Func Cls	Project Number	PIN	STIP ID	Imp Type	Total Project Length	Environmental Type	RW Required	Begin Termini	End Termini	Total Est. Cost of Project	STIP Amend. No.
00		BPTRPC	BPTRPC	05		CE	No	n/a	n/a	23,337,223	

Asphalt/Chip Seal Preservation Thurston Regional Planning Council

Resurface the roadway with chip seal or hot mix asphalt to preserve the structural integrity of the roadway and extend the service life of the pavement.

Funding

Phase	Start Date	Federal	Fund Code	Federal Funds	State Fund Code	State Funds	Local Funds	Total
PE	2017		NHPP	1,040,835		0	59,225	1,100,060
PE	2017		STP	439,807		0	0	439,807
CN	2017		NHPP	13,180,997		0	427,400	13,608,397
CN	2017		STP	8,188,959		0	0	8,188,959
Project Totals				22,850,598		0	486,625	23,337,223

Expenditure Schedule

Phase	1st	2nd	3rd	4th	5th & 6th
PE	611,153	97,035	457,399	374,280	0
CN	4,448,615	5,817,986	1,662,527	9,868,228	0
Totals	5,059,768	5,915,021	2,119,926	10,242,508	0

Washington State S. T. I. P.

2017 to 2020

(Project Funds to Nearest Dollar)

MPO/RTPO: TRPC

Y Inside

N Outside

November 17, 2017

County:

Agency: WSDOT - OLY

Func Cls	Project Number	PIN	STIP ID	Imp Type	Total Project Length	Environmental Type	RW Required	Begin Termini	End Termini	Total Est. Cost of Project	STIP Amend. No.
11		300535A	300535A-34	14	0.070	CE	No	104.52	104.59	712,328	

I-5/Capitol Lake Bridge - Foundation Repair

Erosion has occurred at the bridge foundation. This project will repair the damage to this structure preventing further erosion and maintain the structural integrity of this bridge. 5/321

Funding

Phase	Start Date	Federal	Fund Code	Federal Funds	State Fund Code	State Funds	Local Funds	Total
PE	2020		NHPP	127,183		0	5,299	132,482
CN	2020		NHPP	568,248		0	11,597	579,845
Project Totals				695,431		0	16,896	712,327

Expenditure Schedule

Phase	1st	2nd	3rd	4th	5th & 6th
PE	0	0	0	132,482	0
CN	0	0	0	579,846	0
Totals	0	0	0	712,328	0

Washington State S. T. I. P.

2017 to 2020

(Project Funds to Nearest Dollar)

MPO/RTPO: TRPC

Y Inside

N Outside

November 17, 2017

County:

Agency: WSDOT - OLY

Func Cls	Project Number	PIN	STIP ID	Imp Type	Total Project Length	Environmental Type	RW Required	Begin Termini	End Termini	Total Est. Cost of Project	STIP Amend. No.
11		300503D	300503D34	06	0.010	CE	No	105.13	105.20	781,410	

I-5/Henderson Blvd - Culvert Replacement

The existing culvert in this location is experiencing structural failure. This project will replace or repair the existing culvert providing improved drainage and preserving the structural integrity of the roadway.

Funding

Phase	Start Date	Federal	Fund Code	Federal Funds		State Fund Code	State Funds	Local Funds	Total
PE	2017			0		CWA	215,952	0	215,952
CN	2018			0		CWA	565,458	0	565,458
Project Totals				0			781,410	0	781,410

Expenditure Schedule

Phase	1st	2nd	3rd	4th	5th & 6th
PE	40,261	175,691	0	0	0
CN	0	31,194	534,264	0	0
Totals	40,261	206,885	534,264	0	0

Washington State S. T. I. P.

2017 to 2020

(Project Funds to Nearest Dollar)

MPO/RTPO: TRPC

Y Inside

N Outside

November 17, 2017

County:

Agency: WSDOT - OLY

Func Cls	Project Number	PIN	STIP ID	Imp Type	Total Project Length	Environmental Type	RW Required	Begin Termini	End Termini	Total Est. Cost of Project	STIP Amend. No.
11	0053(752)	300539B	300539B-34	14	0.050	CE	No	109.12	109.19	939,641	17-04

I-5/Martin Way Bridge - Special Repair

The strip seal expansion joints on these structures have reached their usable service life and need replacement. This project will replace the strip seal expansion joints to extend the service life of the structures. Replace strip seal expansion joints on bridges 005/337W and 005/337E.

Funding

Phase	Start Date	Federal	Fund Code	Federal Funds		State Fund Code	State Funds	Local Funds	Total
PE	2017		NHPP	136,550			0	5,690	142,240
CN	2018		NHPP	781,453			0	15,948	797,401
Project Totals				918,003			0	21,638	939,641

Expenditure Schedule

Phase	1st	2nd	3rd	4th	5th & 6th
PE	142,240	0	0	0	0
CN	0	797,401	0	0	0
Totals	142,240	797,401	0	0	0

Washington State S. T. I. P.

2017 to 2020

(Project Funds to Nearest Dollar)

MPO/RTPO: TRPC

Y Inside

N Outside

November 17, 2017

County:

Agency: WSDOT - OLY

Func Cls	Project Number	PIN	STIP ID	Imp Type	Total Project Length	Environmental Type	RW Required	Begin Termini	End Termini	Total Est. Cost of Project	STIP Amend. No.
11		300502C	300502C34	03	1.090	EA	Yes	110.70	112.50	72,000,000	17-02

I-5/SR 510 Interchange - Reconstruct Interchange

This project is looking at converting the existing interchange to a Diverging Diamond configuration.

Funding

Phase	Start Date	Federal	Fund Code	Federal Funds		State Funds	Local Funds	Total
				State Fund Code				
PE	2017			0	CWA	6,700,000	0	6,700,000
RW	2017			0	CWA	2,900,000	0	2,900,000
CN	2018			0	CWA	61,500,000	0	61,500,000
Project Totals				0		71,100,000	0	71,100,000

Expenditure Schedule

Phase	1st	2nd	3rd	4th	5th & 6th
PE	6,700,000	0	0	0	0
RW	2,900,000	0	0	0	0
CN	0	42,000,000	19,500,000	0	0
Totals	9,600,000	42,000,000	19,500,000	0	0

Washington State S. T. I. P.

2017 to 2020

(Project Funds to Nearest Dollar)

MPO/RTPO: TRPC

Y Inside

N Outside

November 17, 2017

County:

Agency: WSDOT - OLY

Func Cls	Project Number	PIN	STIP ID	Imp Type	Total Project Length	Environmental Type	RW Required	Begin Termini	End Termini	Total Est. Cost of Project	STIP Amend. No.
12	0053(973)	300501R	300501R34	37	0.100	CE	No	110.60	110.70	1,003,995	

I-5/W of Carpenter Rd NB - Stormwater Retrofit

Stormwater runoff along this section of I-5 is collected along curbs and directed into catch basins that concentrate runoff without treatment before it leaves the right of way. By removing the curb and catch basins, the stormwater runoff will be dispersed along the vegetated shoulders of the roadway, allowing for infiltration and filtering of the stormwater runoff and providing an efficient, low cost stormwater treatment.

Funding

Phase	Start Date	Federal Fund Code	Federal Funds		State Fund Code	State Funds	Local Funds	Total
CN	2017	NHPP	842,222			0	17,188	859,410
Project Totals			842,222			0	17,188	859,410

Expenditure Schedule

Phase	1st	2nd	3rd	4th	5th & 6th
CN	859,410	0	0	0	0
Totals	859,410	0	0	0	0

Washington State S. T. I. P.

2017 to 2020

(Project Funds to Nearest Dollar)

MPO/RTPO: TRPC

Y Inside

N Outside

November 17, 2017

County:

Agency: WSDOT - OLY

Func Cls	Project Number	PIN	STIP ID	Imp Type	Total Project Length	Environmental Type	RW Required	Begin Termini	End Termini	Total Est. Cost of Project	STIP Amend. No.
00		300018B	300018B-34	21	43.250	CE	No	096.24	139.49	507,771	17-10

OR Breakaway Cable Terminal Replacement - Interstate

The breakaway cable terminal (W-Beam terminal) design does not meet NCHRP 350 specifications, and has been identified for active removal since 1994. This project will complete the work identified earlier and replace these devices before they are hit and the device fails to act as they were intended. Replacing them will increase the safety of the motoring public and reduces the risk to the agency.

Funding

Phase	Start Date	Federal Fund Code	Federal Funds		State Funds	Local Funds	Total
			Federal	State Fund Code			
PE	2018	HSIP	78,682		0	1,606	80,288
CN	2018	HSIP	410,384		0	17,099	427,483
Project Totals			489,066		0	18,705	507,771

Expenditure Schedule

Phase	1st	2nd	3rd	4th	5th & 6th
PE	0	80,288	0	0	0
CN	0	427,483	0	0	0
Totals	0	507,771	0	0	0

Washington State S. T. I. P.

2017 to 2020

(Project Funds to Nearest Dollar)

MPO/RTPO: TRPC

Y Inside

N Outside

November 17, 2017

County:

Agency: WSDOT - OLY

Func Cls	Project Number	PIN	STIP ID	Imp Type	Total Project Length	Environmental Type	RW Required	Begin Termini	End Termini	Total Est. Cost of Project	STIP Amend. No.
00		300018C	300018C-34	21		CE	No	Various	Various	103,718	17-10

OR Breakaway Cable Terminal Replacement - Non-Interstate

The breakaway cable terminal (W-Beam terminal) design does not meet NCHRP 350 specifications, and has been identified for active removal since 1994. This project will complete the work identified earlier and replace these devices before they are hit and the device fails to act as they were intended. Replacing them will increase the safety of the motoring public and reduces the risk to the agency.

Funding

Phase	Start Date	Federal Fund Code	Federal Funds		Local Funds	Total
			State Fund Code	State Funds		
PE	2018	HSIP		13,242	0	13,512
CN	2018	HSIP		86,598	0	90,206
Project Totals				99,840	0	103,718

Expenditure Schedule

Phase	1st	2nd	3rd	4th	5th & 6th
PE	0	13,512	0	0	0
CN	0	90,206	0	0	0
Totals	0	103,718	0	0	0

Washington State S. T. I. P.

2017 to 2020

(Project Funds to Nearest Dollar)

MPO/RTPO: TRPC

Y Inside

N Outside

November 17, 2017

County:

Agency: WSDOT - OLY

Func Cls	Project Number	PIN	STIP ID	Imp Type	Total Project Length	Environmental Type	RW Required	Begin Termini	End Termini	Total Est. Cost of Project	STIP Amend. No.
00		300018R	300018R-34	21		CE	No	Various	Various	84,128	17-10

OR Redirectional Landform Mitigation

The use of redirectional landforms has been discontinued as a means for mitigating fixed objects along the roadway. This project proposes to either remove or shield the landform enhancing motorist safety.

Funding

Phase	Start Date	Federal	Fund Code	Federal Funds	State Fund Code	State Funds	Local Funds	Total
PE	2018		HSIP	15,655		0	673	16,328
CN	2018		HSIP	66,444		0	1,356	67,800
Project Totals				82,099		0	2,029	84,128

Expenditure Schedule

Phase	1st	2nd	3rd	4th	5th & 6th
PE	0	16,328	0	0	0
CN	0	67,800	0	0	0
Totals	0	84,128	0	0	0

Washington State S. T. I. P.

2017 to 2020

(Project Funds to Nearest Dollar)

MPO/RTPO: TRPC

Y Inside

N Outside

November 17, 2017

County:

Agency: WSDOT - OLY

Func Cls	Project Number	PIN	STIP ID	Imp Type	Total Project Length	Environmental Type	RW Required	Begin Termini	End Termini	Total Est. Cost of Project	STIP Amend. No.
16	0510(017)	351033A	351033A34	21	0.010	CE	Yes	06.95	06.96	2,023,710	

SR 510/Meridian Rd SE - Roundabout

This intersection has been identified as a Intersection Analysis Location. By constructing a roundabout, this project has the potential to reduce the frequency and severity of collisions and improve motorist safety.

Funding

Phase	Start Date	Federal	Fund Code	Federal Funds		State Fund Code	State Funds	Local Funds	Total
RW	2017		HSIP	130,056			0	2,654	132,710
CN	2017		HSIP	1,590,785			0	32,465	1,623,250
Project Totals				1,720,841			0	35,119	1,755,960

Expenditure Schedule

Phase	1st	2nd	3rd	4th	5th & 6th
RW	132,710	0	0	0	0
CN	0	1,623,250	0	0	0
Totals	132,710	1,623,250	0	0	0

Washington State S. T. I. P.

2017 to 2020

(Project Funds to Nearest Dollar)

MPO/RTPO: TRPC

Y Inside

N Outside

November 17, 2017

County:

Agency: WSDOT - OLY

Func Cls	Project Number	PIN	STIP ID	Imp Type	Total Project Length	Environmental Type	RW Required	Begin Termini	End Termini	Total Est. Cost of Project	STIP Amend. No.
14		310102B	310102B-34	14	0.040	CE	No	365.44	365.48	375,756	17-10

US 101/Black Lake Blvd Bridge - Special Repair

This project will repair the compression seal joint. This joint has deteriorated and the repair will increase the structural and functional integrity of the bridge.

Funding

Phase	Start Date	Federal	Fund Code	Federal Funds	State Fund Code	State Funds	Local Funds	Total
PE	2019		NHPP	104,160		0	4,340	108,500
CN	2020		NHPP	261,911		0	5,345	267,256
Project Totals				366,071		0	9,685	375,756

Expenditure Schedule

Phase	1st	2nd	3rd	4th	5th & 6th
PE	0	0	108,500	0	0
CN	0	0	0	267,256	0
Totals	0	0	108,500	267,256	0

Washington State S. T. I. P.

2017 to 2020

(Project Funds to Nearest Dollar)

MPO/RTPO: TRPC

Y Inside

N Outside

November 17, 2017

County:

Agency: WSDOT - OLY

Func Cls	Project Number	PIN	STIP ID	Imp Type	Total Project Length	Environmental Type	RW Required	Begin Termini	End Termini	Total Est. Cost of Project	STIP Amend. No.
14	0101(367)	310142E	310142E34	21	2.940	CE	No	363.93	366.77	1,100,400	1703 AdMod

US 101/Evergreen Parkway to Vic Crosby Blvd - Install Cable Barrier

Through a statewide analysis, it has been determined that placing median barrier on limited access divided highways is a cost effective method of reducing the severity of cross over collisions. The purpose of this project is to improve safety by upgrading the existing 3-cable median barrier with 4-cable median barrier. This has the potential to reduce the incidences of vehicles crossing through the median into the opposite direction of travel.

Funding

Phase	Start Date	Federal Fund Code	Federal Funds		State Fund Code	State Funds	Local Funds	Total
			Federal	Fund Code				
CN	2017	HSIP		986,342		0	23,408	1,009,750
Project Totals				986,342		0	23,408	1,009,750

Expenditure Schedule

Phase	1st	2nd	3rd	4th	5th & 6th
CN	1,009,750	0	0	0	0
Totals	1,009,750	0	0	0	0

Washington State S. T. I. P.

2017 to 2020

(Project Funds to Nearest Dollar)

MPO/RTPO: TRPC

Y Inside

N Outside

November 17, 2017

County:

Agency: WSDOT - OLY

Func Cls	Project Number	PIN	STIP ID	Imp Type	Total Project Length	Environmental Type	RW Required	Begin Termini	End Termini	Total Est. Cost of Project	STIP Amend. No.
02	0012(230)	301201G	301201G34	21	1.500	CE	Yes	038.50	040.00	3,068,631	1709 AdMod

US 12/Anderson Rd to Moon Rd - Safety Improvement

This section of highway has been identified as a Collision Analysis Corridor. By constructing a roundabout at Anderson Road, implementing access management improvements at Moon Road, and other operational improvements along the corridor, this project has the potential to reduce the frequency of collisions and enhance motorist safety.

Funding

Phase	Start Date	Federal Fund Code	Federal Funds		State Fund Code	State Funds	Local Funds	Total
RW	2018	HSIP		112,039		0	2,287	114,326
CN	2018	NHPP		1,326,546		0	27,072	1,353,618
CN	2019	NHPP		1,172,141		0	23,921	1,196,062
Project Totals				2,610,726		0	53,280	2,664,006

Expenditure Schedule

Phase	1st	2nd	3rd	4th	5th & 6th
RW	0	114,326	0	0	0
CN	0	1,353,618	1,196,062	0	0
Totals	0	1,467,944	1,196,062	0	0

	Federal Funds	State Funds	Local Funds	Total
Agency Totals for WSDOT - OLY	31,675,205	71,881,410	688,736	104,245,351

Washington State S. T. I. P.

2017 to 2020

(Project Funds to Nearest Dollar)

MPO/RTPO: TRPC

N Inside

Y Outside

November 17, 2017

County: Thurston

Agency: Rainier

Func Cls	Project Number	PIN	STIP ID	Imp Type	Total Project Length	Environmental Type	RW Required	Begin Termini	End Termini	Total Est. Cost of Project	STIP Amend. No.
06	0507(033)		RAIN1501	21	0.070	CE	No	Minnesota Street	Dakota Street	275,208	17-01

Binghampton Street Scope Project (Phase 1)

Construct sidewalk, bulb outs, crosswalk signage, storm drainage and landscaping improvements.

Funding

Phase	Start Date	Federal Fund Code	Federal Funds		State Fund Code	State Funds	Local Funds	Total
			Federal	Fund Code				
CN	2017	TAP(R)	149,730		WSDOT	27,333	53,545	230,608
Project Totals			149,730			27,333	53,545	230,608

Expenditure Schedule

Phase	1st	2nd	3rd	4th	5th & 6th
CN	230,608	0	0	0	0
Totals	230,608	0	0	0	0

Federal Funds			State Funds	Local Funds	Total
Agency Totals for Rainier			27,333	53,545	230,608

Washington State S. T. I. P.

2017 to 2020

(Project Funds to Nearest Dollar)

MPO/RTPO: TRPC

N Inside

Y Outside

November 17, 2017

County: Thurston

Agency: Thurston Co.

Func Cls	Project Number	PIN	STIP ID	Imp Type	Total Project Length	Environmental Type	RW Required	Begin Termini	End Termini	Total Est. Cost of Project	STIP Amend. No.
00			WA-09772	05		CE	No	Varous	Various	830,000	17-01

Countywide Restoration and Resurfacing Project 2018

This project is for asphalt paving on various arterial/collector roadways.

Funding

Phase	Start Date	Federal Fund Code	Federal Funds	State Fund Code	State Funds	Local Funds	Total
CN	2018	STP(R)	714,504		0	115,496	830,000
Project Totals			714,504		0	115,496	830,000

Expenditure Schedule

Phase	1st	2nd	3rd	4th	5th & 6th
CN	0	830,000	0	0	0
Totals	0	830,000	0	0	0

Washington State S. T. I. P.

2017 to 2020

(Project Funds to Nearest Dollar)

MPO/RTPO: TRPC

N Inside

Y Outside

November 17, 2017

County: Thurston

Agency: Thurston Co.

Func Cls	Project Number	PIN	STIP ID	Imp Type	Total Project Length	Environmental Type	RW Required	Begin Termini	End Termini	Total Est. Cost of Project	STIP Amend. No.
00			WA-09773	05		CE	No	Various	Various	830,000	17-01

Countywide Restoration and Resurfacing Project 2019

This project is for asphalt paving on various arterial/collector roadways.

Funding

Phase	Start Date	Federal Fund Code	Federal Funds	State Fund Code	State Funds	Local Funds	Total
CN	2019	STP(R)	714,503		0	115,497	830,000
Project Totals			714,503		0	115,497	830,000

Expenditure Schedule

Phase	1st	2nd	3rd	4th	5th & 6th
CN	0	0	830,000	0	0
Totals	0	0	830,000	0	0

Washington State S. T. I. P.

2017 to 2020

(Project Funds to Nearest Dollar)

MPO/RTPO: TRPC

N Inside

Y Outside

November 17, 2017

County: Thurston

Agency: Thurston Co.

Func Cls	Project Number	PIN	STIP ID	Imp Type	Total Project Length	Environmental Type	RW Required	Begin Termini	End Termini	Total Est. Cost of Project	STIP Amend. No.
17			WA-01297	04	0.270	CE	No	Old Hwy 9	SR 12	20,000	

Old Highway 99 Rural Capacity Project

Reconstruction added capacity project including the possibility of minor realignment, additional lanes, curbs, gutters, sidewalks, bike lanes, illumination, drainage facilities, landscaping and other safety features.

Funding

Phase	Start Date	Federal	Fund Code	Federal Funds	State Fund Code	State Funds	Local Funds	Total
PE	2017			0		0	20,000	20,000
Project Totals				0		0	20,000	20,000

Expenditure Schedule

Phase	1st	2nd	3rd	4th	5th & 6th
PE	20,000	0	0	0	0
Totals	20,000	0	0	0	0

	Federal Funds	State Funds	Local Funds	Total
Agency Totals for Thurston Co.	1,429,007	0	250,993	1,680,000

Washington State S. T. I. P.

2017 to 2020

(Project Funds to Nearest Dollar)

MPO/RTPO: TRPC

N Inside

Y Outside

November 17, 2017

County: Thurston

Agency: TRPC

Func Cls	Project Number	PIN	STIP ID	Imp Type	Total Project Length	Environmental Type	RW Required	Begin Termini	End Termini	Total Est. Cost of Project	STIP Amend. No.
00			WA-09774	18		CE	No	N/A	N/A	350,000	1703 AdMod

Grand Mound Transportation Study

This transportation study will assess the capacity of the existing transportation system to accommodate projected traffic volumes and provide a list of improvements that will be needed in Grand Mound over the next 20 years.

Funding

Phase	Start Date	Federal Fund Code	Federal Funds		State Fund Code	State Funds	Local Funds	Total
			Federal	Fund Code				
PE	2018	STP(R)		300,000		0	50,000	350,000
Project Totals				300,000		0	50,000	350,000

Expenditure Schedule

Phase	1st	2nd	3rd	4th	5th & 6th
PE	0	350,000	0	0	0
Totals	0	350,000	0	0	0

Washington State S. T. I. P.

2017 to 2020

(Project Funds to Nearest Dollar)

MPO/RTPO: TRPC

N Inside

Y Outside

November 17, 2017

County: Thurston

Agency: TRPC

Func Cls	Project Number	PIN	STIP ID	Imp Type	Total Project Length	Environmental Type	RW Required	Begin Termini	End Termini	Total Est. Cost of Project	STIP Amend. No.
00			WA-09776	18		CE	No	N/A	N/A	250,000	17-01

Main Street Rochester Strategy

This multi-modal planning project will engage the community and transportation stakeholders to identify strategies to balance State Route 12's character as a main street and as a regional highway to promote economic development opportunities, and to improve traffic safety and mobility for pedestrians and cyclists.

Funding

Phase	Start Date	Federal Fund Code	Federal Funds		State Fund Code	State Funds	Local Funds	Total
			Federal	Funds				
PE	2017	STP(R)		216,250		0	33,750	250,000
Project Totals				216,250		0	33,750	250,000

Expenditure Schedule

Phase	1st	2nd	3rd	4th	5th & 6th
PE	250,000	0	0	0	0
Totals	250,000	0	0	0	0

Washington State S. T. I. P.

2017 to 2020

(Project Funds to Nearest Dollar)

MPO/RTPO: TRPC

N Inside

Y Outside

November 17, 2017

County: Thurston

Agency: TRPC

Func Cls	Project Number	PIN	STIP ID	Imp Type	Total Project Length	Environmental Type	RW Required	Begin Termini	End Termini	Total Est. Cost of Project	STIP Amend. No.
00			WA-09797	18		CE	No	N/A	N/A	41,000	17-01

Regional Transportation Data Management Program

This project is to develop a coordinated approach to traffic data collection, storage, and retrieval. Working with local partners, TRPC will facilitate a Needs Assessment, including the evaluation of a variety of online data hosting solutions, to promote efficiency in data collection, storage, and reporting.

Funding

Phase	Start Date	Federal Fund Code	Federal Funds		State Fund Code	State Funds	Local Funds	Total
			Federal	Funds				
PE	2017	STP(R)		35,464		0	5,536	41,000
Project Totals				35,464		0	5,536	41,000

Expenditure Schedule

Phase	1st	2nd	3rd	4th	5th & 6th
ALL	41,000	0	0	0	0
Totals	41,000	0	0	0	0

Washington State S. T. I. P.

2017 to 2020

(Project Funds to Nearest Dollar)

MPO/RTPO: TRPC

N Inside

Y Outside

November 17, 2017

County: Thurston

Agency: TRPC

Func Cls	Project Number	PIN	STIP ID	Imp Type	Total Project Length	Environmental Type	RW Required	Begin Termini	End Termini	Total Est. Cost of Project	STIP Amend. No.
00			WA-09771	21		CE	No	N/A	N/A	67,759	17-01

Safe and Active Routes to Schools

This project will evaluate bicycle, pedestrian, and school bus infrastructure and facilities around schools to identify priority safety improvements. This project will also conduct traffic safety education programs and activities to encourage safe student bicycling and walking trips to school.

Funding

Phase	Start Date	Federal	Fund Code	Federal Funds	State Fund Code	State Funds	Local Funds	Total
PE	2017		STP(R)	58,594		0	9,165	67,759
Project Totals				58,594		0	9,165	67,759

Expenditure Schedule

Phase	1st	2nd	3rd	4th	5th & 6th
PE	67,759	0	0	0	0
Totals	67,759	0	0	0	0

Washington State S. T. I. P.

2017 to 2020

(Project Funds to Nearest Dollar)

MPO/RTPO: TRPC

N Inside

Y Outside

November 17, 2017

County: Thurston

Agency: TRPC

Func Cls	Project Number	PIN	STIP ID	Imp Type	Total Project Length	Environmental Type	RW Required	Begin Termini	End Termini	Total Est. Cost of Project	STIP Amend. No.
00			WA-09796	38		CE	No	N/A	N/A	44,175	17-01

Thurston County Bicycle Map, 6th Edition

This project will update the Thurston County Bicycle Map and offer both print and electronic versions to the public.

Funding

Phase	Start Date	Federal	Fund Code	Federal Funds		State Fund Code	State Funds	Local Funds	Total
PE	2018		STP(R)	38,210			0	5,965	44,175
Project Totals				38,210			0	5,965	44,175

Expenditure Schedule

Phase	1st	2nd	3rd	4th	5th & 6th
ALL	44,175	0	0	0	0
Totals	44,175	0	0	0	0

Washington State S. T. I. P.

2017 to 2020

(Project Funds to Nearest Dollar)

MPO/RTPO: TRPC

N Inside

Y Outside

November 17, 2017

County: Thurston

Agency: TRPC

Func Cls	Project Number	PIN	STIP ID	Imp Type	Total Project Length	Environmental Type	RW Required	Begin Termini	End Termini	Total Est. Cost of Project	STIP Amend. No.
00			WA-09798	18		CE	No	N/A	N/A	75,000	17-01

Yelm-Tenino Trail Extension Feasibility Study

A feasibility study examining potential trail connections between the existing Yelm-Tenino Trail and the Town of Bucoda and the City of Tenino's western city limits, both of which lack safe bicycle and pedestrian facilities to this useful corridor. This will lay the ground work for future expansion of the Yelm-Tenino Trail. Funds awarded to Bucoda and Tenino. TRPC is administering project.

Funding

Phase	Start Date	Federal Fund Code	Federal Funds		State Fund Code	State Funds	Local Funds	Total
PE	2017	TAP(R)		64,875		0	10,125	75,000
Project Totals				64,875		0	10,125	75,000

Expenditure Schedule

Phase	1st	2nd	3rd	4th	5th & 6th
PE	75,000	0	0	0	0
Totals	75,000	0	0	0	0

Agency Totals for TRPC	Federal Funds		State Funds	Local Funds	Total
		713,393	0	114,541	827,934

Washington State S. T. I. P.

2017 to 2020

(Project Funds to Nearest Dollar)

MPO/RTPO: TRPC

N Inside

Y Outside

November 17, 2017

County:

Agency: WSDOT - OLY

Func Cls	Project Number	PIN	STIP ID	Imp Type	Total Project Length	Environmental Type	RW Required	Begin Termini	End Termini	Total Est. Cost of Project	STIP Amend. No.
09		300092E	300092E-34	21	0.000	CE	No	Various	Various	97,520	

Olympic Region Intersection Safety Implementation Program

Dynamic warning signs The Dynamic warning signs will alert mainline drivers of possible entering vehicles, giving them time to react to side street vehicles that enter with inadequate gaps. This project will reduce the number and severity of fatal and serious injury crashes.

Funding

Phase	Start Date	Federal	Fund Code	Federal Funds		State Fund Code	State Funds	Local Funds	Total
PE	2019		HSIP	42,799			0	1,783	44,582
CN	2020		HSIP	51,879			0	1,059	52,938
Project Totals				94,678			0	2,842	97,520

Expenditure Schedule

Phase	1st	2nd	3rd	4th	5th & 6th
PE	0	0	44,582	0	0
CN	0	0	0	52,938	0
Totals	0	0	44,582	52,938	0

Washington State S. T. I. P.

2017 to 2020

(Project Funds to Nearest Dollar)

MPO/RTPO: TRPC

N Inside

Y Outside

November 17, 2017

County:

Agency: WSDOT - OLY

Func Cls	Project Number	PIN	STIP ID	Imp Type	Total Project Length	Environmental Type	RW Required	Begin Termini	End Termini	Total Est. Cost of Project	STIP Amend. No.
00		300072L	300072L34	06		CE	No	Various	Various	59,111	

Olympic Region Major Electrical Rehab - RWIS Upgrades

Variable message signs and road weather information systems (RWIS) in the Region have been evaluated and outdated systems will be upgraded.

Funding

Phase	Start Date	Federal	Fund Code	Federal Funds	State Fund Code	State Funds	Local Funds	Total
CN	2017			0	CWA	50,583	0	50,583
Project Totals				0		50,583	0	50,583

Expenditure Schedule

Phase	1st	2nd	3rd	4th	5th & 6th
CN	40,583	10,000	0	0	0
Totals	40,583	10,000	0	0	0

Washington State S. T. I. P.

2017 to 2020

(Project Funds to Nearest Dollar)

MPO/RTPO: TRPC

N Inside

Y Outside

November 17, 2017

County:

Agency: WSDOT - OLY

Func Cls	Project Number	PIN	STIP ID	Imp Type	Total Project Length	Environmental Type	RW Required	Begin Termini	End Termini	Total Est. Cost of Project	STIP Amend. No.
06	9999(736)	300090J	300090J34	37		CE	No	various	various	205,046	

Pierce/Thurston County - Stormwater Retrofit

Stormwater runoff leaves the right of way without being treated. By replacing existing catch basins with mechanical stormwater treatment structures, and installing curbing and Compost Amended Vegetated Filter Strips, highway runoff will be directed away from sensitive areas and prevent erosion.

Funding

Phase	Start Date	Federal Fund Code	Federal Funds		State Fund Code	State Funds	Local Funds	Total
			Federal Funds	State Funds				
CN	2017	STP	160,925			0	3,284	164,209
Project Totals			160,925			0	3,284	164,209

Expenditure Schedule

Phase	1st	2nd	3rd	4th	5th & 6th
CN	162,049	0	0	0	0
Totals	162,049	0	0	0	0

Washington State S. T. I. P.

2017 to 2020

(Project Funds to Nearest Dollar)

MPO/RTPO: TRPC

N Inside

Y Outside

November 17, 2017

County:

Agency: WSDOT - OLY

Func Cls	Project Number	PIN	STIP ID	Imp Type	Total Project Length	Environmental Type	RW Required	Begin Termini	End Termini	Total Est. Cost of Project	STIP Amend. No.
06		350701D	350701D-34	21	20.860	CE	Yes	005.44	026.30	989,514	

SR 507/Thurston Co Line to S of Koeppen Rd - ADA Compliance

This project will look at the ADA curb ramps within the project area to determine if they meet current ADA standards. Upgrading curb ramps to current standards will improve pedestrian access and has the potential to improve safety.

Funding

Phase	Start Date	Federal	Fund Code	Federal Funds		State Funds	Local Funds	Total
				Fund Code	Funds			
PE	2017		STP		134,376	0	5,599	139,975
RW	2017		STP		20,658	0	422	21,080
CN	2018		STP		811,889	0	16,570	828,459
Project Totals					966,923	0	22,591	989,514

Expenditure Schedule

Phase	1st	2nd	3rd	4th	5th & 6th
PE	139,974	0	0	0	0
RW	21,080	0	0	0	0
CN	0	828,459	0	0	0
Totals	161,054	828,459	0	0	0

Washington State S. T. I. P.

2017 to 2020

(Project Funds to Nearest Dollar)

MPO/RTPO: TRPC

N Inside

Y Outside

November 17, 2017

County:

Agency: WSDOT - OLY

Func Cls	Project Number	PIN	STIP ID	Imp Type	Total Project Length	Environmental Type	RW Required	Begin Termini	End Termini	Total Est. Cost of Project	STIP Amend. No.
16		351002B	351002B34	21	11.390	CE	Yes	004.28	015.67	258,147	

SR 510/Pacific Ave to SR 507 - ADA Compliance

This project will look at the ADA curb ramps within the project area to determine if they meet current ADA standards. Upgrading curb ramps to current standards will improve pedestrian access and has the potential to improve safety.

Funding

Phase	Start Date	Federal	Fund Code	Federal Funds	State Fund Code	State Funds	Local Funds	Total
PE	2019		STP	53,808		0	2,242	56,050
RW	2019		STP	10,751		0	219	10,970
CN	2020		STP	187,305		0	3,822	191,127
Project Totals				251,864		0	6,283	258,147

Expenditure Schedule

Phase	1st	2nd	3rd	4th	5th & 6th
PE	0	0	56,050	0	0
RW	0	0	10,970	0	0
CN	0	0	0	191,127	0
Totals	0	0	67,020	191,127	0

Washington State S. T. I. P.

2017 to 2020

(Project Funds to Nearest Dollar)

MPO/RTPO: TRPC

N Inside

Y Outside

November 17, 2017

County:

Agency: WSDOT - OLY

Func Cls	Project Number	PIN	STIP ID	Imp Type	Total Project Length	Environmental Type	RW Required	Begin Termini	End Termini	Total Est. Cost of Project	STIP Amend. No.
16		351029A	351029A34	01	0.980	EIS	Yes	14.69	15.67	58,500,000	

SR 510/Yelm Loop - New Alignment Phase 2

Traffic through the City of Yelm is extremely congested at the present time. This project will construct the second stage of a new alignment for SR 510 through the City of Yelm. When complete, this project will relieve congestion and improve motorist safety.

Funding

Phase	Start Date	Federal	Fund Code	Federal Funds	State Fund Code	State Funds	Local Funds	Total
PE	2019			0	CWA	7,200,000	0	7,200,000
Project Totals				0		7,200,000	0	7,200,000

Expenditure Schedule

Phase	1st	2nd	3rd	4th	5th & 6th
PE	0	0	430,000	2,240,000	4,530,000
RW	0	0	0	0	1,100,000
CN	0	0	0	0	7,020,000
Totals	0	0	430,000	2,240,000	12,650,000

Washington State S. T. I. P.

2017 to 2020

(Project Funds to Nearest Dollar)

MPO/RTPO: TRPC

N Inside

Y Outside

November 17, 2017

County:

Agency: WSDOT - OLY

Func Cls	Project Number	PIN	STIP ID	Imp Type	Total Project Length	Environmental Type	RW Required	Begin Termini	End Termini	Total Est. Cost of Project	STIP Amend. No.
02	9999(782)	300090I	300090I34	37		CE	No	various	various	476,622	1701 AdMod

Thurston/Mason County - Stormwater Retrofit

Stormwater runoff leaves the right of way without being treated. By replacing existing catch basins with mechanical stormwater treatment structures, and installing curbing and Compost Amended Vegetated Filter Strips, highway runoff will be directed away from sensitive areas and prevent erosion.

Funding

Phase	Start Date	Federal Fund Code	Federal Funds	State Fund Code	State Funds	Local Funds	Total
CN	2017	STP	382,102		0	7,798	389,900
Project Totals			382,102		0	7,798	389,900

Expenditure Schedule

Phase	1st	2nd	3rd	4th	5th & 6th
CN	0	389,900	0	0	0
Totals	0	389,900	0	0	0

	Federal Funds	State Funds	Local Funds	Total
Agency Totals for WSDOT - OLY	1,856,492	7,250,583	42,798	9,149,873

Washington State S. T. I. P.

2017 to 2020

(Project Funds to Nearest Dollar)

MPO/RTPO: TRPC

N Inside

Y Outside

November 17, 2017

County: Thurston

Agency: Yelm

Func Cls	Project Number	PIN	STIP ID	Imp Type	Total Project Length	Environmental Type	RW Required	Begin Termini	End Termini	Total Est. Cost of Project	STIP Amend. No.
00			WA-09793	28	0.340	CE	No	100th St SE	200' North 100th CT SE	551,667	1703 AdMod

Fort Stevens Elementary - Pedestrian Improvements

Improve safety for students and pedestrians along 100th Way Southeast and Grove Road near Fort Stevens Elementary with new sidewalks and ADA compliant facilities.

Funding

Phase	Start Date	Federal	Fund Code	Federal Funds		State Fund Code	State Funds	Local Funds	Total
PE	2017				0		0	71,957	71,957
CN	2018		TAP(R)		209,949		0	64,761	274,710
CN	2019		TAP(R)		205,000		0	0	205,000
Project Totals					414,949		0	136,718	551,667

Expenditure Schedule

Phase	1st	2nd	3rd	4th	5th & 6th
PE	20,000	51,957	0	0	0
CN	0	274,710	205,000	0	0
Totals	20,000	326,667	205,000	0	0

Washington State S. T. I. P.

2017 to 2020

(Project Funds to Nearest Dollar)

MPO/RTPO: TRPC

N Inside

Y Outside

November 17, 2017

County: Thurston

Agency: Yelm

Func Cls	Project Number	PIN	STIP ID	Imp Type	Total Project Length	Environmental Type	RW Required	Begin Termini	End Termini	Total Est. Cost of Project	STIP Amend. No.
16			WA-09791	44		CE	No	N/A	N/A	88,501	17-01

Yelm Avenue / 1st Street (SR507) Corridor Study

This multi-modal planning project will engage the community and transportation stakeholders to identify strategies to balance the Yelm Ave/1st Street (SR 507) Corridor's character as a main street and as a regional highway. This project will study strategies to promote economic development opportunities, and to improve traffic safety and mobility for pedestrians, cyclists, and transit.

Funding

Phase	Start Date	Federal Fund Code	Federal Funds		State Funds	Local Funds	Total
			Federal	State Fund Code			
PE	2017	STP(R)	76,553		0	11,948	88,501
Project Totals			76,553		0	11,948	88,501

Expenditure Schedule

Phase	1st	2nd	3rd	4th	5th & 6th
ALL	88,501	0	0	0	0
Totals	88,501	0	0	0	0

Agency Totals for Yelm	Federal Funds		State Funds	Local Funds	Total
	Federal	State Fund Code			
	491,502		0	148,666	640,168

Washington State S. T. I. P.

2017 to 2020

(Project Funds to Nearest Dollar)

MPO/RTPO: WCoG

Y Inside

N Outside

November 17, 2017

County: Whatcom

Agency: Bellingham

Func Cls	Project Number	PIN	STIP ID	Imp Type	Total Project Length	Environmental Type	RW Required	Begin Termini	End Termini	Total Est. Cost of Project	STIP Amend. No.
17	5565(001)		BHAM 40	28	0.210	CE	Yes	Mahogany Ave	Cordata Elementary	1,951,200	

Cordata Safe Routes to School Program

The project includes bike lane, sidewalk, planter strip, curb, gutter, boardwalk stream crossing, street lights, education encouragement, walking school bus and enforcement.

Funding

Phase	Start Date	Federal	Fund Code	Federal Funds		State Fund Code	State Funds	Local Funds	Total
RW	2017				0		0	322,000	322,000
CN	2018		SRTS		675,100		0	723,100	1,398,200
Project Totals					675,100		0	1,045,100	1,720,200

Expenditure Schedule

Phase	1st	2nd	3rd	4th	5th & 6th
RW	322,000	0	0	0	0
CN	0	1,398,200	0	0	0
Totals	322,000	1,398,200	0	0	0

Washington State S. T. I. P.

2017 to 2020

(Project Funds to Nearest Dollar)

MPO/RTPO: WCoG

Y Inside

N Outside

November 17, 2017

County: Whatcom

Agency: Bellingham

Func Cls	Project Number	PIN	STIP ID	Imp Type	Total Project Length	Environmental Type	RW Required	Begin Termini	End Termini	Total Est. Cost of Project	STIP Amend. No.
17	5552(001)		BHAM-ES318	01	0.420	CE	No	Roeder Ave	Cornwall Avenue	10,346,400	

Granary Avenue and Laurel Street

The project will construct Granary Avenue, a new arterial beginning at Roeder Ave and extending southwest to Laurel Street. Laurel Street will be reconstructed from its new connection with Granary Avenue to Cornwall. The project will include a signal and channelization improvements at the intersection of Granary Avenue and Roeder Avenue, and intersection improvements at Cornwall Avenue. Both streets will include two vehicle lanes, parking, bike lanes, curb, gutters, sidewalks, street lights, drainage and utilities including site specific utilities such as district heating and irrigation.

Funding

Phase	Start Date	Federal Fund Code	Federal Funds		State Fund Code	State Funds	Local Funds	Total
			Federal	Fund Code				
CN	2017	DEMO		5,718,273		0	1,115,286	6,833,559
CN	2017	DEMO		1,533,841		0	0	1,533,841
Project Totals				7,252,114		0	1,115,286	8,367,400

Expenditure Schedule

Phase	1st	2nd	3rd	4th	5th & 6th
CN	1,500,000	2,000,000	1,500,000	2,000,000	1,367,400
Totals	1,500,000	2,000,000	1,500,000	2,000,000	1,367,400

Washington State S. T. I. P.

2017 to 2020

(Project Funds to Nearest Dollar)

MPO/RTPO: WCoG

Y Inside

N Outside

November 17, 2017

County: Whatcom

Agency: Bellingham

Func Cls	Project Number	PIN	STIP ID	Imp Type	Total Project Length	Environmental Type	RW Required	Begin Termini	End Termini	Total Est. Cost of Project	STIP Amend. No.
16	5564(001)		BHAM 37	01	0.600	CE	Yes	Northwest Avenue	Pacific Highway	7,388,121	1703 AdMod

Mahogany Ave Arterial

Construct a new multimodal roadway.

Funding

Phase	Start Date	Federal	Fund Code	Federal Funds	State Fund Code	State Funds	Local Funds	Total
CN	2017		STP(US)	1,536,900	TIB	2,250,000	1,887,893	5,674,793
Project Totals				1,536,900		2,250,000	1,887,893	5,674,793

Expenditure Schedule

Phase	1st	2nd	3rd	4th	5th & 6th
CN	5,674,793	0	0	0	0
Totals	5,674,793	0	0	0	0

Washington State S. T. I. P.

2017 to 2020

(Project Funds to Nearest Dollar)

MPO/RTPO: WCoG

Y Inside

N Outside

November 17, 2017

County: Whatcom

Agency: Bellingham

Func Cls	Project Number	PIN	STIP ID	Imp Type	Total Project Length	Environmental Type	RW Required	Begin Termini	End Termini	Total Est. Cost of Project	STIP Amend. No.
16	5568(001)		BHAM 36	01	0.600	CE	Yes	Squalicum Parkway	James Street	13,409,206	1705 AdMod

Orchard Drive Extension (Birchwood Ave)

Orchard Drive Extension is a new multi-modal arterial connection extending from east Birchwood Ave/Squalicum Parkway, under I-5 along the railroad grade, taking advantage of an existing grade separated crossing, to west of James Street.

Funding

Phase	Start Date	Federal	Fund Code	Federal Funds		State Fund Code	State Funds	Local Funds	Total
PE	2019		STP(US)	250,000			0	0	250,000
RW	2019		STP(US)	750,000			0	250,000	1,000,000
CN	2020			0		CWA	10,000,000	864,000	10,864,000
Project Totals				1,000,000			10,000,000	1,114,000	12,114,000

Expenditure Schedule

Phase	1st	2nd	3rd	4th	5th & 6th
PE	0	250,000	0	0	0
RW	0	1,000,000	0	0	0
CN	0	0	10,864,000	0	0
Totals	0	1,250,000	10,864,000	0	0

Washington State S. T. I. P.

2017 to 2020

(Project Funds to Nearest Dollar)

MPO/RTPO: WCoG

Y Inside

N Outside

November 17, 2017

County: Whatcom

Agency: Bellingham

Func Cls	Project Number	PIN	STIP ID	Imp Type	Total Project Length	Environmental Type	RW Required	Begin Termini	End Termini	Total Est. Cost of Project	STIP Amend. No.
16			BHAM 41	01	0.500	CE	Yes	Aldrich Rd	Northwest Dr	15,000,000	1707 AdMod

West Horton Road Extension, Phase 2

New road construction extending Horton Rd west as a secondary urban arterial with sidewalks, bike lanes, and turn lanes.

Funding

Phase	Start Date	Federal	Fund Code	Federal Funds	State Fund Code	State Funds	Local Funds	Total
PE	2020		STP(US)	1,000,000		0	200,000	1,200,000
RW	2020			0		0	160,000	160,000
Project Totals				1,000,000		0	360,000	1,360,000

Expenditure Schedule

Phase	1st	2nd	3rd	4th	5th & 6th
PE	0	0	0	1,200,000	0
RW	0	0	0	160,000	0
Totals	0	0	0	1,360,000	0

Washington State S. T. I. P.

2017 to 2020

(Project Funds to Nearest Dollar)

MPO/RTPO: WCoG

Y Inside

N Outside

November 17, 2017

County: Whatcom

Agency: Bellingham

Func Cls	Project Number	PIN	STIP ID	Imp Type	Total Project Length	Environmental Type	RW Required	Begin Termini	End Termini	Total Est. Cost of Project	STIP Amend. No.
16	5549(001)		BHAM 39	28	0.500	CE	No	Alderwood Ave	Northwest Ave	3,295,200	

West Maplewood Ave Multimodal Improvements

Arterial resurfacing and rechannelization to add bike lanes and sidewalk on east side.

Funding

Phase	Start Date	Federal	Fund Code	Federal Funds		State Fund Code	State Funds	Local Funds	Total
CN	2017		HSIP(SR)	662,870			0	2,043,130	2,706,000
Project Totals				662,870			0	2,043,130	2,706,000

Expenditure Schedule

Phase	1st	2nd	3rd	4th	5th & 6th
CN	2,706,000	0	0	0	0
Totals	2,706,000	0	0	0	0

Washington State S. T. I. P.

2017 to 2020

(Project Funds to Nearest Dollar)

MPO/RTPO: WCoG

Y Inside

N Outside

November 17, 2017

County: Whatcom

Agency: Bellingham

Func Cls	Project Number	PIN	STIP ID	Imp Type	Total Project Length	Environmental Type	RW Required	Begin Termini	End Termini	Total Est. Cost of Project	STIP Amend. No.
16	5511(002)		BHAM 9	04	0.100	CE	No	Woodstock	200' N. of Woodstock Way	3,300,000	

Woodstock Intersection Improvements

Revise the intersection layout with Woodstock Way making James Street Road to Woodstock Way the through traffic movement to eliminate site distance hazards. The road will be widened incorporating a two way left turn lane, bicycle lanes, and sidewalks.

Funding

Phase	Start Date	Federal	Fund Code	Federal Funds	State Fund Code	State Funds	Local Funds	Total
CN	2019		STP(US)	515,849	TIB	343,330	1,116,461	1,975,640
Project Totals				515,849		343,330	1,116,461	1,975,640

Expenditure Schedule

Phase	1st	2nd	3rd	4th	5th & 6th
CN	0	0	1,975,640	0	0
Totals	0	0	1,975,640	0	0

	Federal Funds	State Funds	Local Funds	Total
Agency Totals for Bellingham	12,642,833	12,593,330	8,681,870	33,918,033

Washington State S. T. I. P.

2017 to 2020

(Project Funds to Nearest Dollar)

MPO/RTPO: WCoG

Y Inside

N Outside

November 17, 2017

County: Whatcom

Agency: Blaine

Func Cls	Project Number	PIN	STIP ID	Imp Type	Total Project Length	Environmental Type	RW Required	Begin Termini	End Termini	Total Est. Cost of Project	STIP Amend. No.
17			BLAINE 12	21	0.280	CE	Yes	SR 543	Ludwick Ave	1,168,750	1707 AdMod

Boblett St Traffic Channelization and Corridor Improvements

Improvements will include: Channelization, non-motorized, sidewalk replacement, storm drainage, roundabout construction.

Funding

Phase	Start Date	Federal	Fund Code	Federal Funds		State Fund Code	State Funds	Local Funds	Total
PE	2017		STP(US)	116,775			0	65,340	182,115
RW	2017		STP(US)	129,750			0	20,250	150,000
CN	2018		STP(US)	535,225		TIB	83,532	217,878	836,635
Project Totals				781,750			83,532	303,468	1,168,750

Expenditure Schedule

Phase	1st	2nd	3rd	4th	5th & 6th
PE	182,115	0	0	0	0
RW	150,000	0	0	0	0
CN	0	836,635	0	0	0
Totals	332,115	836,635	0	0	0

Washington State S. T. I. P.

2017 to 2020

(Project Funds to Nearest Dollar)

MPO/RTPO: WCoG

Y Inside

N Outside

November 17, 2017

County: Whatcom

Agency: Blaine

Func Cls	Project Number	PIN	STIP ID	Imp Type	Total Project Length	Environmental Type	RW Required	Begin Termini	End Termini	Total Est. Cost of Project	STIP Amend. No.
17	5633(001)		BLAINE 11	04	0.420	CE	No	Peace Portal Dr/RR	Odell Rd	2,119,337	

Hughes Ave Reconstruction

Widen Hughes Ave and upgrade to truck standards from west of Peace Portal Dr to Odell Road Intersection. Other improvements include bus stop, sidewalks, larger turn radii, and storm sewer upgrades.

Funding

Phase	Start Date	Federal Fund Code	Federal Funds	State Fund Code	State Funds	Local Funds	Total
CN	2018	STP(US)	804,557	TIB	632,079	208,239	1,644,875
Project Totals			804,557		632,079	208,239	1,644,875

Expenditure Schedule

Phase	1st	2nd	3rd	4th	5th & 6th
CN	0	1,644,875	0	0	0
Totals	0	1,644,875	0	0	0

Agency Totals for Blaine	Federal Funds	State Funds	Local Funds	Total
	1,586,307	715,611	511,707	2,813,625

Washington State S. T. I. P.

2017 to 2020

(Project Funds to Nearest Dollar)

MPO/RTPO: WCoG

Y Inside

N Outside

November 17, 2017

County: Whatcom

Agency: Everson

Func Cls	Project Number	PIN	STIP ID	Imp Type	Total Project Length	Environmental Type	RW Required	Begin Termini	End Termini	Total Est. Cost of Project	STIP Amend. No.
08	Y372(001)		EVER 3	04	0.230	CE	Yes	Everson Rd	Washington St	1,858,500	1710 AdMod

Lincoln Street Improvements, Phase 1

Reconstruct street to act as a parallel arterial to the State Highway. Adding sidewalks on both sides of the street and a bike lane.

Funding

Phase	Start Date	Federal	Fund Code	Federal Funds		State Fund Code	State Funds	Local Funds	Total
PE	2018		STP(R)		38,250		0	11,750	50,000
RW	2018		STP(R)		120,870		0	37,130	158,000
CN	2020		STP(R)		1,170,832	TIB	126,073	233,595	1,530,500
Project Totals					1,329,952		126,073	282,475	1,738,500

Expenditure Schedule

Phase	1st	2nd	3rd	4th	5th & 6th
PE	0	50,000	0	0	0
RW	0	158,000	0	0	0
CN	0	0	0	1,530,500	0
Totals	0	208,000	0	1,530,500	0

Washington State S. T. I. P.

2017 to 2020

(Project Funds to Nearest Dollar)

MPO/RTPO: WCoG

Y Inside

N Outside

November 17, 2017

County: Whatcom

Agency: Everson

Func Cls	Project Number	PIN	STIP ID	Imp Type	Total Project Length	Environmental Type	RW Required	Begin Termini	End Termini	Total Est. Cost of Project	STIP Amend. No.
07	Y372(002)		EVER 5	01	0.200	CE	Yes	Washington	Blair	1,535,700	

Lincoln Street Improvements, Phase II

New construction and extension of Lincoln Street from Washington Street to Blair Drive includes sidewalks and a bike lane.

Funding

Phase	Start Date	Federal	Fund Code	Federal Funds		State Fund Code	State Funds	Local Funds	Total
RW	2018		STP(R)	107,100			0	32,900	140,000
CN	2018		STP(R)	952,960		TIB	91,336	195,689	1,239,985
Project Totals				1,060,060			91,336	228,589	1,379,985

Expenditure Schedule

Phase	1st	2nd	3rd	4th	5th & 6th
RW	0	140,000	0	0	0
CN	0	1,239,985	0	0	0
Totals	0	1,379,985	0	0	0

Washington State S. T. I. P.

2017 to 2020

(Project Funds to Nearest Dollar)

MPO/RTPO: WCoG

Y Inside

N Outside

November 17, 2017

County: Whatcom

Agency: Everson

Func Cls	Project Number	PIN	STIP ID	Imp Type	Total Project Length	Environmental Type	RW Required	Begin Termini	End Termini	Total Est. Cost of Project	STIP Amend. No.
07	0544(002)		EVER4	28	0.690	CE	Yes	MP 6.73	MP 7.42	1,726,400	

SR 544 S. Everson Sidewalk Improvements

Fill in missing segments of sidewalk along SR 544 from approximately Robinson Street to Everson Road.

Funding

Phase	Start Date	Federal Funds		State Fund Code	State Funds	Local Funds	Total
		Federal	Fund Code				
RW	2017				0	140,000	140,000
CN	2020		TAP(R)		472,000	981,400	1,453,400
Project Totals					472,000	1,121,400	1,593,400

Expenditure Schedule

Phase	1st	2nd	3rd	4th	5th & 6th
RW	140,000	0	0	0	0
CN	0	0	1,453,400	0	0
Totals	140,000	0	1,453,400	0	0

		Federal Funds	State Funds	Local Funds	Total
Agency Totals for Everson		2,862,012	217,409	1,632,464	4,711,885

Washington State S. T. I. P.

2017 to 2020

(Project Funds to Nearest Dollar)

MPO/RTPO: WCoG

Y Inside

N Outside

November 17, 2017

County: Whatcom

Agency: Ferndale

Func Cls	Project Number	PIN	STIP ID	Imp Type	Total Project Length	Environmental Type	RW Required	Begin Termini	End Termini	Total Est. Cost of Project	STIP Amend. No.
16	8034(002)		FERNDL 7	01	0.750	DCE	Yes	Malloy Ave	Portal Way	33,345,000	1701 AdMod

Thornton Street Overpass

Improve and connect Thornton Street from Malloy Avenue to the roundabout at Portal Way / Second Avenue via elevated crossing of the BNSF railway right of way and tracks.

Funding

Phase	Start Date	Federal Funds		State Funds		Local Funds	Total
		Federal Fund Code		State Fund Code			
RW	2017		0	CWA	1,600,000	0	1,600,000
Project Totals			0		1,600,000	0	1,600,000

Expenditure Schedule

Phase	1st	2nd	3rd	4th	5th & 6th
RW	1,600,000	0	0	0	0
Totals	1,600,000	0	0	0	0

Federal Funds		State Funds	Local Funds	Total
Agency Totals for Ferndale		0	1,600,000	0
				1,600,000

Washington State S. T. I. P.

2017 to 2020

(Project Funds to Nearest Dollar)

MPO/RTPO: WCoG

Y Inside

N Outside

November 17, 2017

County: Whatcom

Agency: Lynden

Func Cls	Project Number	PIN	STIP ID	Imp Type	Total Project Length	Environmental Type	RW Required	Begin Termini	End Termini	Total Est. Cost of Project	STIP Amend. No.
00	0710(004)		LYNDEN5	28	0.430	CE	Yes	14th St	17th St	1,098,593	

Jim Kaemingk Sr. Trail Extension

The project includes shared use path, sidewalk, curb, gutter, planter strip, speed feedback signs with flashing beacons, and educational materials and events.

Funding

Phase	Start Date	Federal	Fund Code	Federal Funds	State Fund Code	State Funds	Local Funds	Total
CN	2017		TAP(US)	195,156	OTHER	291,000	208,444	694,600
Project Totals				195,156		291,000	208,444	694,600

Expenditure Schedule

Phase	1st	2nd	3rd	4th	5th & 6th
CN	694,600	0	0	0	0
Totals	694,600	0	0	0	0

Washington State S. T. I. P.

2017 to 2020

(Project Funds to Nearest Dollar)

MPO/RTPO: WCoG

Y Inside

N Outside

November 17, 2017

County: Whatcom

Agency: Lynden

Func Cls	Project Number	PIN	STIP ID	Imp Type	Total Project Length	Environmental Type	RW Required	Begin Termini	End Termini	Total Est. Cost of Project	STIP Amend. No.
08	8160(002)		LYNDN 1	04	0.500	CE	No	1/2 mile W of SR539	Berthusen Road	2,107,754	

Main Street Corridor Completion

Improve remaining section of Main Street between SR539 and Berthusen Road to full City all-weather arterial standards.

Funding

Phase	Start Date	Federal	Fund Code	Federal Funds		State Funds	Local Funds	Total
				Federal Funds	State Fund Code			
PE	2017		STP(US)	8,437		0	2,317	10,754
CN	2017			0		0	1,800,000	1,800,000
Project Totals				8,437		0	1,802,317	1,810,754

Expenditure Schedule

Phase	1st	2nd	3rd	4th	5th & 6th
PE	10,754	0	0	0	0
CN	1,800,000	0	0	0	0
Totals	1,810,754	0	0	0	0

Washington State S. T. I. P.

2017 to 2020

(Project Funds to Nearest Dollar)

MPO/RTPO: WCoG

Y Inside

N Outside

November 17, 2017

County: Whatcom

Agency: Lynden

Func Cls	Project Number	PIN	STIP ID	Imp Type	Total Project Length	Environmental Type	RW Required	Begin Termini	End Termini	Total Est. Cost of Project	STIP Amend. No.
16	8162(001)		LYNDEN 13	01	0.300	CE	Yes	7th Street	Hannegan Road	3,001,577	

Riverview Road Gap Elimination

New arterial road construction providing southeastern access to downtown Lynden and Historic Business District.

Funding

Phase	Start Date	Federal Funds		State Fund Code	State Funds	Local Funds	Total
		Federal	Fund Code				
CN	2017		STP(US)		776,000	809,900	2,349,465
		Project Totals			776,000	809,900	2,349,465

Expenditure Schedule

Phase	1st	2nd	3rd	4th	5th & 6th
CN	2,349,465	0	0	0	0
Totals	2,349,465	0	0	0	0

Federal Funds		State Funds	Local Funds	Total
Federal	Fund Code			
Agency Totals for Lynden		1,067,000	2,820,661	4,854,819

Washington State S. T. I. P.

2017 to 2020

(Project Funds to Nearest Dollar)

MPO/RTPO: WCoG

Y Inside

N Outside

November 17, 2017

County: Whatcom

Agency: WCoG

Func Cls	Project Number	PIN	STIP ID	Imp Type	Total Project Length	Environmental Type	RW Required	Begin Termini	End Termini	Total Est. Cost of Project	STIP Amend. No.
00			WCOG 18	18	0.000	CE	No	N/A	N/A	80,000	17-06

IMTC Performance Measures Improvements

Develop border-related performance measures that will apply to operational improvements at regional border crossings.

Funding

Phase	Start Date	Federal Fund Code	Federal Funds		State Fund Code	State Funds	Local Funds	Total
			Federal	Funds				
PE	2017	Discretionary		80,000		0	0	80,000
Project Totals				80,000		0	0	80,000

Expenditure Schedule

Phase	1st	2nd	3rd	4th	5th & 6th
PE	20,000	30,000	30,000	0	0
Totals	20,000	30,000	30,000	0	0

Washington State S. T. I. P.

2017 to 2020

(Project Funds to Nearest Dollar)

MPO/RTPO: WCoG

Y Inside

N Outside

November 17, 2017

County: Whatcom

Agency: WCoG

Func Cls	Project Number	PIN	STIP ID	Imp Type	Total Project Length	Environmental Type	RW Required	Begin Termini	End Termini	Total Est. Cost of Project	STIP Amend. No.
00			WCOG 17	18	0.000	CE	No	N/A	N/A	138,728	17-05

International Mobility & Trade Corridor (2017)

Continued binational planning, programming, and operational activities for International Mobility & Trade Corridor (IMTC) program.

Funding

Phase	Start Date	Federal	Fund Code	Federal Funds		State Fund Code	State Funds	Local Funds	Total
PE	2017		STP(US)	120,000			0	18,728	138,728
Project Totals				120,000			0	18,728	138,728

Expenditure Schedule

Phase	1st	2nd	3rd	4th	5th & 6th
PE	34,682	69,364	34,682	0	0
Totals	34,682	69,364	34,682	0	0

Washington State S. T. I. P.

2017 to 2020

(Project Funds to Nearest Dollar)

MPO/RTPO: WCoG

Y Inside

N Outside

November 17, 2017

County: Whatcom

Agency: WCoG

Func Cls	Project Number	PIN	STIP ID	Imp Type	Total Project Length	Environmental Type	RW Required	Begin Termini	End Termini	Total Est. Cost of Project	STIP Amend. No.
00			WCOG 20	18	0.000	CE	No	N/A	N/A	716,765	17-07

Regional Transportation Data Collection and Analysis

Regional transportation data collection and analysis to support local, regional, state planning activities.

Funding

Phase	Start Date	Federal	Fund Code	Federal Funds		State Fund Code	State Funds	Local Funds	Total
PE	2017		STP(US)	620,000			0	96,765	716,765
Project Totals				620,000			0	96,765	716,765

Expenditure Schedule

Phase	1st	2nd	3rd	4th	5th & 6th
PE	20,000	238,915	238,915	238,915	0
Totals	20,000	238,915	238,915	238,915	0

Washington State S. T. I. P.

2017 to 2020

(Project Funds to Nearest Dollar)

MPO/RTPO: WCoG

Y Inside

N Outside

November 17, 2017

County: Whatcom

Agency: WCoG

Func Cls	Project Number	PIN	STIP ID	Imp Type	Total Project Length	Environmental Type	RW Required	Begin Termini	End Termini	Total Est. Cost of Project	STIP Amend. No.
00			WCOG 19	18	0.000	CE	No	N/A	N/A	295,000	17-06

Regional Travel Demand Model Update

Update the regional four-step trip-based travel demand model. Project includes: household travel survey, updating base year demographics and network, calibration and validation of model.

Funding

Phase	Start Date	Federal	Fund Code	Federal Funds	State Fund Code	State Funds	Local Funds	Total
PE	2017		STP(US)	255,175		0	39,825	295,000
Project Totals				255,175		0	39,825	295,000

Expenditure Schedule

Phase	1st	2nd	3rd	4th	5th & 6th
PE	10,000	110,000	125,000	50,000	0
Totals	10,000	110,000	125,000	50,000	0

Washington State S. T. I. P.

2017 to 2020

(Project Funds to Nearest Dollar)

MPO/RTPO: WCoG

Y Inside

N Outside

November 17, 2017

County: Whatcom

Agency: WCoG

Func Cls	Project Number	PIN	STIP ID	Imp Type	Total Project Length	Environmental Type	RW Required	Begin Termini	End Termini	Total Est. Cost of Project	STIP Amend. No.
00			WCOG 9	18	0.000	CE	No	0	0	289,747	1705 AdMod

UPWP - SFYs 2018 & 2019

Planning and programming responsibilities identified in the WCOG SFY 2018 & 2019 Unified Planning Work Program

Funding

Phase	Start Date	Federal	Fund Code	Federal Funds	State Fund Code	State Funds	Local Funds	Total
PE	2017		STP(US)	250,631		0	39,116	289,747
Project Totals				250,631		0	39,116	289,747

Expenditure Schedule

Phase	1st	2nd	3rd	4th	5th & 6th
PE	72,437	144,873	72,437	0	0
Totals	72,437	144,873	72,437	0	0

Washington State S. T. I. P.

2017 to 2020

(Project Funds to Nearest Dollar)

MPO/RTPO: WCoG

Y Inside

N Outside

November 17, 2017

County: Whatcom

Agency: WCoG

Func Cls	Project Number	PIN	STIP ID	Imp Type	Total Project Length	Environmental Type	RW Required	Begin Termini	End Termini	Total Est. Cost of Project	STIP Amend. No.
00			WCOG 21	18	0.000	CE	No	n/a	n/a	500,000	17-07

Whatcom Smart Trips 2017-2019

Whatcom Smart Trips is a travel demand management program. It implements education and encouragement strategies to facilitate maximum use of existing walk, bike and bus infrastructure investments.

Funding

Phase	Start Date	Federal	Fund Code	Federal Funds	State Fund Code	State Funds	Local Funds	Total
PE	2017		STP(US)	200,000		0	300,000	500,000
Project Totals				200,000		0	300,000	500,000

Expenditure Schedule

Phase	1st	2nd	3rd	4th	5th & 6th
PE	62,500	250,000	187,500	0	0
Totals	62,500	250,000	187,500	0	0

	Federal Funds	State Funds	Local Funds	Total
Agency Totals for WCoG	1,525,806	0	494,434	2,020,240

Washington State S. T. I. P.

2017 to 2020

(Project Funds to Nearest Dollar)

MPO/RTPO: WCoG

Y Inside

N Outside

November 17, 2017

County: Whatcom

Agency: Whatcom Co.

Func Cls	Project Number	PIN	STIP ID	Imp Type	Total Project Length	Environmental Type	RW Required	Begin Termini	End Termini	Total Est. Cost of Project	STIP Amend. No.
07	K370(003)		WHTCM 26	21	1.580	CE	Yes	Lora Lane	Cedar Avenue	11,450,000	

Birch Bay Drive & Pedestrian Facility

This project will construct a soft shore roadway protection berm and drainage upgrades from Lora Lane to Cedar Avenue – with the exception of a 900-ft long section between the Cottonwood parking areas. An American with Disability Act (ADA) compliant pedestrian path will be constructed between Lora Lane and Cottonwood Drive.

Funding

Phase	Start Date	Federal Fund Code	Federal Funds		State Fund Code	State Funds	Local Funds	Total
RW	2017			0		0	1,550,000	1,550,000
CN	2019	STP(US)		990,000		0	6,370,237	7,360,237
CN	2019	TAP(US)		620,000		0	96,763	716,763
Project Totals				1,610,000		0	8,017,000	9,627,000

Expenditure Schedule

Phase	1st	2nd	3rd	4th	5th & 6th
RW	1,550,000	0	0	0	0
CN	0	0	7,900,000	0	0
Totals	1,550,000	0	7,900,000	0	0

Washington State S. T. I. P.

2017 to 2020

(Project Funds to Nearest Dollar)

MPO/RTPO: WCoG

Y Inside

N Outside

November 17, 2017

County: Whatcom

Agency: Whatcom Co.

Func Cls	Project Number	PIN	STIP ID	Imp Type	Total Project Length	Environmental Type	RW Required	Begin Termini	End Termini	Total Est. Cost of Project	STIP Amend. No.
07	T371(010)		WHTCM 36	10	0.020	CE	No	6.76	6.78	1,280,000	

Hannegan Road / Ten Mile Creek Bridge No. 236 Replacement Project

Replace existing bridge with new bridge structure.

Funding

Phase	Start Date	Federal Fund Code	Federal Funds	State Fund Code	State Funds	Local Funds	Total
CN	2019	STP(R)	850,000		0	300,000	1,150,000
Project Totals			850,000		0	300,000	1,150,000

Expenditure Schedule

Phase	1st	2nd	3rd	4th	5th & 6th
CN	0	0	1,150,000	0	0
Totals	0	0	1,150,000	0	0

Washington State S. T. I. P.

2017 to 2020

(Project Funds to Nearest Dollar)

MPO/RTPO: WCoG

Y Inside

N Outside

November 17, 2017

County: Whatcom

Agency: Whatcom Co.

Func Cls	Project Number	PIN	STIP ID	Imp Type	Total Project Length	Environmental Type	RW Required	Begin Termini	End Termini	Total Est. Cost of Project	STIP Amend. No.
00	A373(001)		WHTCM 31	26		CE	No	N/A	N/A	1,750,000	

Lummi Island Dolphin and Breakwater Replacement

Replace existing timber pile dolphins and breakwater with steel pile supported structures.

Funding

Phase	Start Date	Federal	Fund Code	Federal Funds		State Fund Code	State Funds	Local Funds	Total
PE	2017		FBP	40,000			0	10,000	50,000
CN	2019		FBP	591,064			0	1,108,936	1,700,000
Project Totals				631,064			0	1,118,936	1,750,000

Expenditure Schedule

Phase	1st	2nd	3rd	4th	5th & 6th
PE	50,000	0	0	0	0
CN	0	0	1,700,000	0	0
Totals	50,000	0	1,700,000	0	0

Washington State S. T. I. P.

2017 to 2020

(Project Funds to Nearest Dollar)

MPO/RTPO: WCoG

Y Inside

N Outside

November 17, 2017

County: Whatcom

Agency: Whatcom Co.

Func Cls	Project Number	PIN	STIP ID	Imp Type	Total Project Length	Environmental Type	RW Required	Begin Termini	End Termini	Total Est. Cost of Project	STIP Amend. No.
09	2037(085)		WHTCM 23	11	0.300	CE	Yes	MP 0.85	MP 1.15	9,881,253	

Potter Road / South Fork Nooksack River, Bridge No. 148

Remove and replace structure with a two-span reinforced concrete girder structure.

Funding

Phase	Start Date	Federal Fund Code	Federal Funds		State Fund Code	State Funds	Local Funds	Total
			Federal	Fund Code				
CN	2017	BR	750,876			0	187,719	938,595
Project Totals			750,876			0	187,719	938,595

Expenditure Schedule

Phase	1st	2nd	3rd	4th	5th & 6th
CN	938,595	0	0	0	0
Totals	938,595	0	0	0	0

Washington State S. T. I. P.

2017 to 2020

(Project Funds to Nearest Dollar)

MPO/RTPO: WCoG

Y Inside

N Outside

November 17, 2017

County: Whatcom

Agency: Whatcom Co.

Func Cls	Project Number	PIN	STIP ID	Imp Type	Total Project Length	Environmental Type	RW Required	Begin Termini	End Termini	Total Est. Cost of Project	STIP Amend. No.
00	2037(106)		WHTCM 33	14	0.020	CE	Yes	.21	.23	1,951,200	1701 AdMod

Roberts Road/Anderson Creek Bridge No. 249 Replacement Project

Replace existing bridge with new bridge structure

Funding

Phase	Start Date	Federal	Fund Code	Federal Funds		State Fund Code	State Funds	Local Funds	Total
RW	2017				0		0	15,000	15,000
CN	2017		STP(BR)		1,246,010		0	448,390	1,694,400
Project Totals					1,246,010		0	463,390	1,709,400

Expenditure Schedule

Phase	1st	2nd	3rd	4th	5th & 6th
RW	15,000	0	0	0	0
CN	1,694,400	0	0	0	0
Totals	1,709,400	0	0	0	0

Washington State S. T. I. P.

2017 to 2020

(Project Funds to Nearest Dollar)

MPO/RTPO: WCoG

Y Inside

N Outside

November 17, 2017

County: Whatcom

Agency: Whatcom Co.

Func Cls	Project Number	PIN	STIP ID	Imp Type	Total Project Length	Environmental Type	RW Required	Begin Termini	End Termini	Total Est. Cost of Project	STIP Amend. No.
07	2037(107)		WHTCM 32	14	0.020	CE	Yes	4.86	4.88	1,807,509	

West Badger Rd/Bertrand Creek Bridge No. 50 Replacement Project

Replace existing bridge with new bridge structure

Funding

Phase	Start Date	Federal	Fund Code	Federal Funds		State Funds	Local Funds	Total
				Federal	State Fund Code			
RW	2017			0		0	20,000	20,000
CN	2018		STP(BR)	1,254,938		0	313,734	1,568,672
Project Totals				1,254,938		0	333,734	1,588,672

Expenditure Schedule

Phase	1st	2nd	3rd	4th	5th & 6th
RW	20,000	0	0	0	0
CN	0	1,568,672	0	0	0
Totals	20,000	1,568,672	0	0	0

Agency Totals for Whatcom Co.	Federal Funds		State Funds	Local Funds	Total
	Federal	State Fund Code			
	6,342,888		0	10,420,779	16,763,667

Washington State S. T. I. P.

2017 to 2020

(Project Funds to Nearest Dollar)

MPO/RTPO: WCoG

Y Inside

N Outside

November 17, 2017

County: Whatcom

Agency: Whatcom Transp.
Authority

Func Cls	Project Number	PIN	STIP ID	Imp Type	Total Project Length	Environmental Type	RW Required	Begin Termini	End Termini	Total Est. Cost of Project	STIP Amend. No.
00			WTA126	23		CE	No	N/A	N/A	1,300,000	17-02

PURCHASE PROPERTY

Purchase of property for expansion needs including bus storage, parking, and equipment storage.

Funding

Phase	Start Date	Federal	Fund Code	Federal Funds		State Fund Code	State Funds	Local Funds	Total
ALL	2017		5307	1,040,000			0	260,000	1,300,000
Project Totals				1,040,000			0	260,000	1,300,000

Expenditure Schedule

Phase	1st	2nd	3rd	4th	5th & 6th
ALL	1,300,000	0	0	0	0
Totals	1,300,000	0	0	0	0

Washington State S. T. I. P.

2017 to 2020

(Project Funds to Nearest Dollar)

MPO/RTPO: WCoG

Y Inside

N Outside

November 17, 2017

County: Whatcom

Agency: Whatcom Transp.
Authority

Func Cls	Project Number	PIN	STIP ID	Imp Type	Total Project Length	Environmental Type	RW Required	Begin Termini	End Termini	Total Est. Cost of Project	STIP Amend. No.
00			WTA62	23		CE	No	N/A	N/A	120,000	17-02

REPLACE (APPROX. 3) VANPOOL VANS

Replace (approx. 3) vanpool vans

Funding

Phase	Start Date	Federal Funds		State Fund Code	State Funds	Local Funds	Total	
		Federal	Fund Code					
ALL	2017		5307		96,000	0	24,000	120,000
		Project Totals			96,000	0	24,000	120,000

Expenditure Schedule

Phase	1st	2nd	3rd	4th	5th & 6th
ALL	120,000	0	0	0	0
Totals	120,000	0	0	0	0

Washington State S. T. I. P.

2017 to 2020

(Project Funds to Nearest Dollar)

MPO/RTPO: WCoG

Y Inside

N Outside

November 17, 2017

County: Whatcom

Agency: Whatcom Transp.
Authority

Func Cls	Project Number	PIN	STIP ID	Imp Type	Total Project Length	Environmental Type	RW Required	Begin Termini	End Termini	Total Est. Cost of Project	STIP Amend. No.
00			WTA74	23		CE	No	N/A	N/A	580,000	17-05

REPLACE (APPROX. 5) PARATRANSIT MINI BUSES

Replace (approx. 5) paratransit mini buses - non ARBOC

Funding

Phase	Start Date	Federal	Fund Code	Federal Funds		State Fund Code	State Funds	Local Funds	Total
ALL	2017		5307	493,000			0	87,000	580,000
Project Totals				493,000			0	87,000	580,000

Expenditure Schedule

Phase	1st	2nd	3rd	4th	5th & 6th
ALL	580,000	0	0	0	0
Totals	580,000	0	0	0	0

Washington State S. T. I. P.

2017 to 2020

(Project Funds to Nearest Dollar)

MPO/RTPO: WCoG

Y Inside

N Outside

November 17, 2017

County: Whatcom

Agency: Whatcom Transp.
Authority

Func Cls	Project Number	PIN	STIP ID	Imp Type	Total Project Length	Environmental Type	RW Required	Begin Termini	End Termini	Total Est. Cost of Project	STIP Amend. No.
00			WTA109	23		CE	No			3,878,000	

REPLACE (APPROX. 7) FULL-SIZE DIESEL BUSES

Replace (approx. 7) full-size diesel buses

Funding

Phase	Start Date	Federal	Fund Code	Federal Funds	State Fund Code	State Funds	Local Funds	Total
ALL	2017		5307	3,102,400		0	775,600	3,878,000
Project Totals				3,102,400		0	775,600	3,878,000

Expenditure Schedule

Phase	1st	2nd	3rd	4th	5th & 6th
ALL	3,878,000	0	0	0	0
Totals	3,878,000	0	0	0	0

	Federal Funds	State Funds	Local Funds	Total
Agency Totals for Whatcom Transp. Authority	4,731,400	0	1,146,600	5,878,000

Washington State S. T. I. P.

2017 to 2020

(Project Funds to Nearest Dollar)

MPO/RTPO: WCoG

Y Inside

N Outside

November 17, 2017

County:

Agency: WSDOT - HQS M&O

Func CIs	Project Number	PIN	STIP ID	Imp Type	Total Project Length	Environmental Type	RW Required	Begin Termini	End Termini	Total Est. Cost of Project	STIP Amend. No.
00	0055(219)	000537C	000537C	44	2.000	CE	No	267.00	269.00	1,446,714	1706 AdMod

I-5/Custer SB SRA - Sewer Line Replacement - NWR

There has been an increased use of the rest areas since the sewer was designed in 1980. The Ferndale Sewer has now been extended closer to the rest area. We presently maintain 6.4 miles of 2" and 3" pressure PVC sewer line that requires frequent maintenance that serves both the SB and NB rest areas. Installing a new sewer line to that will intercept the municipal sewer closer to the rest area will meet the higher demand, reduce sewer maintenance, and improve reliability.

Funding

Phase	Start Date	Federal Fund Code	Federal Funds		State Fund Code	State Funds	Local Funds	Total
			Federal	Fund Code				
PE	2017	NHPP		188,896		0	7,650	196,546
CN	2018	NHPP		1,225,165		0	25,003	1,250,168
Project Totals				1,414,061		0	32,653	1,446,714

Expenditure Schedule

Phase	1st	2nd	3rd	4th	5th & 6th
PE	97,498	99,048	0	0	0
CN	0	1,040,000	210,169	0	0
Totals	97,498	1,139,048	210,169	0	0

	Federal Funds	State Funds	Local Funds	Total
Agency Totals for WSDOT - HQS M&O	1,414,061	0	32,653	1,446,714

Washington State S. T. I. P.

2017 to 2020

(Project Funds to Nearest Dollar)

MPO/RTPO: WCoG

Y Inside

N Outside

November 17, 2017

County:

Agency: WSDOT - NW

Func Cls	Project Number	PIN	STIP ID	Imp Type	Total Project Length	Environmental Type	RW Required	Begin Termini	End Termini	Total Est. Cost of Project	STIP Amend. No.
00		BPWCOG	WA-08598	06	0.000	CE	No	MP 0.00	MP 0.00	12,104,433	

Asphalt/Chip Seal Preservation Whatcom Council of Governments

Resurface the roadway with chip seal or hot mix asphalt to preserve the structural integrity of the roadway and extend the service life of the pavement.

Funding

Phase	Start Date	Federal	Fund Code	Federal Funds		State Funds	Local Funds	Total
				Fund Code	Funds			
PE	2017		NHPP		290,522	0	11,621	302,143
PE	2017		STP		342,929	0	13,717	356,646
PE	2018		STP		33,039	0	1,322	34,361
PE	2020		NHPP		571,664	0	22,867	594,531
CN	2018		NHPP		1,239,025	0	24,781	1,263,806
CN	2018		STP		536,243	0	10,724	546,967
CN	2019		NHPP		3,198,054	0	63,961	3,262,015
CN	2019		STP		5,631,337	0	112,627	5,743,964
Project Totals					11,842,813	0	261,620	12,104,433

Expenditure Schedule

Phase	1st	2nd	3rd	4th	5th & 6th
PE	658,789	34,361	0	594,531	0
CN	0	1,810,773	9,005,979	0	0
Totals	658,789	1,845,134	9,005,979	594,531	0

Washington State S. T. I. P.

2017 to 2020

(Project Funds to Nearest Dollar)

MPO/RTPO: WCoG

Y Inside

N Outside

November 17, 2017

County:

Agency: WSDOT - NW

Func Cls	Project Number	PIN	STIP ID	Imp Type	Total Project Length	Environmental Type	RW Required	Begin Termini	End Termini	Total Est. Cost of Project	STIP Amend. No.
01		100570B	WA-08743	21	4.880	CE	No	241.37	246.25	1,396,593	1701 AdMod

I-5/Lake Samish Vic - Stormwater Pipe Replacement

Replace/rehabilitate several deteriorating stormwater pipes before they fail and cause the roadway to fail. This project is located within Skagit and Whatcom counties; totals shown are for Whatcom County only.

Funding

Phase	Start Date	Federal Fund Code	Federal Funds		State Fund Code	State Funds	Local Funds	Total
			Federal	State				
CN	2018		0		CWA	1,081,505	0	1,081,505
Project Totals			0			1,081,505	0	1,081,505

Expenditure Schedule

Phase	1st	2nd	3rd	4th	5th & 6th
CN	0	1,035,361	46,144	0	0
Totals	0	1,035,361	46,144	0	0

Washington State S. T. I. P.

2017 to 2020

(Project Funds to Nearest Dollar)

MPO/RTPO: WCoG

Y Inside

N Outside

November 17, 2017

County:

Agency: WSDOT - NW

Func Cls	Project Number	PIN	STIP ID	Imp Type	Total Project Length	Environmental Type	RW Required	Begin Termini	End Termini	Total Est. Cost of Project	STIP Amend. No.
11		100591R	WA-08546	03	0.850	CE	Yes	MP 257.65	MP 258.50	10,000,000	

I-5/Northbound On-Ramp at Bakerview - Improvements

The overcrossing at I-5 and Bakerview Rd. experiences significant congestion. This project will construct a northbound on-ramp on the east side of I-5 to address congestion, enhance regional multimodal transportation circulation and support economic development in northwestern Bellingham.

Funding

Phase	Start Date	Federal Funds		State Funds		Local Funds	Total	
		Federal	Fund Code	State Fund Code	State Funds			
PE	2017			0	CWA	184,182	0	184,182
PE	2018			0	CWA	557,668	0	557,668
PE	2019			0	CWA	758,150	0	758,150
RW	2018			0	CWA	20,000	0	20,000
RW	2019			0	CWA	980,000	0	980,000
CN	2019			0	CWA	74,155	0	74,155
CN	2020			0	CWA	5,219,214	0	5,219,214
Project Totals				0		7,793,369	0	7,793,369

Expenditure Schedule

Phase	1st	2nd	3rd	4th	5th & 6th
PE	184,182	557,668	758,150	0	0
RW	0	20,000	980,000	0	0
CN	0	0	74,155	5,219,214	2,206,631
Totals	184,182	577,668	1,812,305	5,219,214	2,206,631

Washington State S. T. I. P.

2017 to 2020

(Project Funds to Nearest Dollar)

MPO/RTPO: WCoG

Y Inside

N Outside

November 17, 2017

County:

Agency: WSDOT - NW

Func Cls	Project Number	PIN	STIP ID	Imp Type	Total Project Length	Environmental Type	RW Required	Begin Termini	End Termini	Total Est. Cost of Project	STIP Amend. No.
11		100591S	WA-10772	21	0.010	CE	No	MP 257.00	MP 257.01	62,769	17-10

I-5/Northwest Ave Interchange - ADA Compliance

This project will evaluate and improve pedestrian safety by upgrading ADA sidewalk ramps within the project limits.

Funding

Phase	Start Date	Federal	Fund Code	Federal Funds		State Funds	Local Funds	Total
				Federal	State Fund Code			
PE	2017		NHPP	8,148		0	340	8,488
CN	2019		NHPP	53,195		0	1,086	54,281
Project Totals				61,343		0	1,426	62,769

Expenditure Schedule

Phase	1st	2nd	3rd	4th	5th & 6th
PE	277	4,560	3,652	0	0
CN	0	0	336	51,432	2,513
Totals	277	4,560	3,988	51,432	2,513

Washington State S. T. I. P.

2017 to 2020

(Project Funds to Nearest Dollar)

MPO/RTPO: WCoG

Y Inside

N Outside

November 17, 2017

County:

Agency: WSDOT - NW

Func Cls	Project Number	PIN	STIP ID	Imp Type	Total Project Length	Environmental Type	RW Required	Begin Termini	End Termini	Total Est. Cost of Project	STIP Amend. No.
11		100598K	WA-08552	03	1.000	CE	Yes	MP 259.80	MP 260.80	21,100,000	

I-5/Slater Road Interchange - Improvements
Interchange improvements.

Funding

Phase	Start Date	Federal	Fund Code	Federal Funds		State Funds	Local Funds	Total
				Federal Funds	State Fund Code			
PE	2019			0	CWA	305,553	0	305,553
PE	2020			0	CWA	1,051,580	0	1,051,580
Project Totals				0		1,357,133	0	1,357,133

Expenditure Schedule

Phase	1st	2nd	3rd	4th	5th & 6th
PE	0	0	305,553	1,051,580	2,742,867
RW	0	0	0	0	3,200,000
CN	0	0	0	0	571,091
Totals	0	0	305,553	1,051,580	6,513,958

Washington State S. T. I. P.

2017 to 2020

(Project Funds to Nearest Dollar)

MPO/RTPO: WCoG

Y Inside

N Outside

November 17, 2017

County:

Agency: WSDOT - NW

Func Cls	Project Number	PIN	STIP ID	Imp Type	Total Project Length	Environmental Type	RW Required	Begin Termini	End Termini	Total Est. Cost of Project	STIP Amend. No.
11		100591T	WA-10773	14	0.890	CE	No	MP 255.36	MP 256.25	868,776	17-10

I-5/Squalicum Creek to SR 539 - Bridge Deck Overlays

The project will rehabilitate Bridges 5/820E, 5/822E and 5/822W on I-5 by removing the existing asphalt, reapplying a waterproofing membrane (deck seal), and repaving the bridge decks with HMA.

Funding

Phase	Start Date	Federal	Fund Code	Federal Funds		State Fund Code	State Funds	Local Funds	Total
PE	2017		NHPP	91,670			0	3,820	95,490
CN	2019		NHPP	757,820			0	15,466	773,286
Project Totals				849,490			0	19,286	868,776

Expenditure Schedule

Phase	1st	2nd	3rd	4th	5th & 6th
PE	3,111	51,295	41,084	0	0
CN	0	0	4,782	732,697	35,806
Totals	3,111	51,295	45,866	732,697	35,806

Washington State S. T. I. P.

2017 to 2020

(Project Funds to Nearest Dollar)

MPO/RTPO: WCoG

Y Inside

N Outside

November 17, 2017

County:

Agency: WSDOT - NW

Func Cls	Project Number	PIN	STIP ID	Imp Type	Total Project Length	Environmental Type	RW Required	Begin Termini	End Termini	Total Est. Cost of Project	STIP Amend. No.
11	9999(778)	100589C	WA-09048	21	24.800	CE	No	MP 251.34	MP 276.14	2,752,216	1701 AdMod

I-5/SR 11 Vic to SR 548 Vic - Cable Barrier Upgrade

This project will replace existing 3-strand cable rail systems with high-tension 4-strand cable rail on I-5 from MP 251.34 to MP 258.27, MP 262.41 to MP 266.00 and MP 273.93 to MP 276.14.

Funding

Phase	Start Date	Federal Fund Code	Federal Funds		State Fund Code	State Funds	Local Funds	Total
			Federal	Funds				
CN	2017	CBI		1,543,500		0	48,877	1,592,377
CN	2017	STP		851,498		0	0	851,498
Project Totals				2,394,998		0	48,877	2,443,875

Expenditure Schedule

Phase	1st	2nd	3rd	4th	5th & 6th
CN	93,705	2,350,170	0	0	0
Totals	93,705	2,350,170	0	0	0

Washington State S. T. I. P.

2017 to 2020

(Project Funds to Nearest Dollar)

MPO/RTPO: WCoG

Y Inside

N Outside

November 17, 2017

County:

Agency: WSDOT - NW

Func Cls	Project Number	PIN	STIP ID	Imp Type	Total Project Length	Environmental Type	RW Required	Begin Termini	End Termini	Total Est. Cost of Project	STIP Amend. No.
01		100596K	WA-09803	20	0.200	DCE	Yes	MP 268.63	MP 268.83	4,026,040	17-03

I-5/Tributary to California Creek - Fish Passage

Remove the existing fish passage barrier and replace it with a fish passable structure.

Funding

Phase	Start Date	Federal	Fund Code	Federal Funds		State Fund Code	State Funds	Local Funds	Total
PE	2017		NHPP	621,907		CWA	14,281	25,913	662,101
RW	2017		NHPP	84,319			0	1,721	86,040
Project Totals				706,226			14,281	27,634	748,141

Expenditure Schedule

Phase	1st	2nd	3rd	4th	5th & 6th
PE	360,394	301,707	0	0	0
RW	25,086	60,954	0	0	0
Totals	385,480	362,661	0	0	0

Washington State S. T. I. P.

2017 to 2020

(Project Funds to Nearest Dollar)

MPO/RTPO: WCoG

Y Inside

N Outside

November 17, 2017

County:

Agency: WSDOT - NW

Func Cls	Project Number	PIN	STIP ID	Imp Type	Total Project Length	Environmental Type	RW Required	Begin Termini	End Termini	Total Est. Cost of Project	STIP Amend. No.
06		102070B	WA-08548	21	12.730	CE	No	MP 106.68	MP 119.41	220,594	

SR 20/Cascade Rd Vic to Goodell Creek Campground - Rumblestrip

Reduce the risk of crossover and run off the road incidents by the installation of centerline rumblestrips. This project is within the boundaries of SMPO and WCOG; the total shown is for WCOG only.

Funding

Phase	Start Date	Federal	Fund Code	Federal Funds		State Fund Code	State Funds	Local Funds	Total
PE	2018		HSIP	32,599			0	1,358	33,957
PE	2019		HSIP	5,696			0	237	5,933
CN	2019		HSIP	163,968			0	3,346	167,314
CN	2020		HSIP	13,121			0	269	13,390
Project Totals				215,384			0	5,210	220,594

Expenditure Schedule

Phase	1st	2nd	3rd	4th	5th & 6th
PE	0	33,957	5,933	0	0
CN	0	0	167,314	13,390	0
Totals	0	33,957	173,247	13,390	0

Washington State S. T. I. P.

2017 to 2020

(Project Funds to Nearest Dollar)

MPO/RTPO: WCoG

Y Inside

N Outside

November 17, 2017

County:

Agency: WSDOT - NW

Func Cls	Project Number	PIN	STIP ID	Imp Type	Total Project Length	Environmental Type	RW Required	Begin Termini	End Termini	Total Est. Cost of Project	STIP Amend. No.
06		102080A	WA-08550	21	11.770	CE	No	MP 136.31	MP 148.08	770,411	

SR 20/Lillian Creek to Granite Creek - Rumblestrip Installation

Reduce the risk of crossover and run off the road incidents by the installation of centerline and shoulder rumblestrips. This project is within the boundaries of SMPO and WCOG; the total shown is for WCOG only.

Funding

Phase	Start Date	Federal	Fund Code	Federal Funds		State Fund Code	State Funds	Local Funds	Total
PE	2018		HSIP	113,600			0	4,733	118,333
PE	2019		HSIP	19,848			0	827	20,675
CN	2019		HSIP	572,926			0	11,692	584,618
CN	2020		HSIP	45,849			0	936	46,785
Project Totals				752,223			0	18,188	770,411

Expenditure Schedule

Phase	1st	2nd	3rd	4th	5th & 6th
PE	0	118,333	20,675	0	0
CN	0	0	584,618	46,785	0
Totals	0	118,333	605,293	46,785	0

Washington State S. T. I. P.

2017 to 2020

(Project Funds to Nearest Dollar)

MPO/RTPO: WCoG

Y Inside

N Outside

November 17, 2017

County:

Agency: WSDOT - NW

Func Cls	Project Number	PIN	STIP ID	Imp Type	Total Project Length	Environmental Type	RW Required	Begin Termini	End Termini	Total Est. Cost of Project	STIP Amend. No.
06		102078A	WA-08551	21	15.360	CE	No	MP 120.95	MP 136.31	1,139,719	

SR 20/Newhalem to Lillian Creek - Rumblestrip Installation

Reduce the risk of crossover and run off the road incidents by the installation of centerline rumblestrips.

Funding

Phase	Start Date	Federal	Fund Code	Federal Funds		State Funds	Local Funds	Total
				Federal	State Fund Code			
PE	2018		HSIP	168,327		0	7,014	175,341
PE	2019		HSIP	29,409		0	1,225	30,634
CN	2019		HSIP	847,269		0	17,291	864,560
CN	2020		HSIP	67,800		0	1,384	69,184
Project Totals				1,112,805		0	26,914	1,139,719

Expenditure Schedule

Phase	1st	2nd	3rd	4th	5th & 6th
PE	0	175,341	30,634	0	0
CN	0	0	864,560	69,184	0
Totals	0	175,341	895,194	69,184	0

Washington State S. T. I. P.

2017 to 2020

(Project Funds to Nearest Dollar)

MPO/RTPO: WCoG

Y Inside

N Outside

November 17, 2017

County:

Agency: WSDOT - NW

Func Cls	Project Number	PIN	STIP ID	Imp Type	Total Project Length	Environmental Type	RW Required	Begin Termini	End Termini	Total Est. Cost of Project	STIP Amend. No.
06		102068A	WA-09778	05	46.030	CE	No	MP 102.09	MP 148.12	4,618,644	17-01

SR 20/Rocky Creek to Granite Creek - BST

This project will apply a bituminous surface treatment to SR 20 from MP 102.09 to MP 148.12. This project is located within the boundaries of Skagit and Whatcom counties; the totals shown are for Whatcom county only.

Funding

Phase	Start Date	Federal	Fund Code	Federal Funds	State Fund Code	State Funds	Local Funds	Total
PE	2020		WFL	206,049		0	32,158	238,207
Project Totals				206,049		0	32,158	238,207

Expenditure Schedule

Phase	1st	2nd	3rd	4th	5th & 6th
PE	0	0	0	46,452	191,754
CN	0	0	0	0	4,138,352
Totals	0	0	0	46,452	4,330,106

Washington State S. T. I. P.

2017 to 2020

(Project Funds to Nearest Dollar)

MPO/RTPO: WCoG

Y Inside

N Outside

November 17, 2017

County:

Agency: WSDOT - NW

Func Cls	Project Number	PIN	STIP ID	Imp Type	Total Project Length	Environmental Type	RW Required	Begin Termini	End Termini	Total Est. Cost of Project	STIP Amend. No.
02		153910F	WA-09485	21	2.170	CE	No	MP 10.40	MP 12.57	438,572	

SR 539/Bay-Lyn Dr to SR 546 - ADA Compliance

This project will evaluate and improve pedestrian safety by upgrading ADA sidewalk ramps within the project limits.

Funding

Phase	Start Date	Federal	Fund Code	Federal Funds		State Fund Code	State Funds	Local Funds	Total
PE	2017		NHPP		57,906		0	2,413	60,319
CN	2018		NHPP		370,688		0	7,565	378,253
Project Totals					428,594		0	9,978	438,572

Expenditure Schedule

Phase	1st	2nd	3rd	4th	5th & 6th
PE	16,130	44,189	0	0	0
CN	0	869	359,537	17,847	0
Totals	16,130	45,058	359,537	17,847	0

Washington State S. T. I. P.

2017 to 2020

(Project Funds to Nearest Dollar)

MPO/RTPO: WCoG

Y Inside

N Outside

November 17, 2017

County:

Agency: WSDOT - NW

Func Cls	Project Number	PIN	STIP ID	Imp Type	Total Project Length	Environmental Type	RW Required	Begin Termini	End Termini	Total Est. Cost of Project	STIP Amend. No.
14		153900R	WA-07630	21	0.550	CE	No	MP 0.12	MP 0.67	468,103	

SR 539/Telegraph Road to Westerly Road - ADA Compliance

This project will improve pedestrian safety by upgrading ADA sidewalk ramps within the project limits.

Funding

Phase	Start Date	Federal	Fund Code	Federal Funds		State Funds	Local Funds	Total
				Federal	State Fund Code			
PE	2017		NHPP	62,146		0	2,589	64,735
CN	2019		NHPP	395,301		0	8,067	403,368
Project Totals				457,447		0	10,656	468,103

Expenditure Schedule

Phase	1st	2nd	3rd	4th	5th & 6th
PE	3,514	57,935	3,287	0	0
CN	0	0	384,268	19,100	0
Totals	3,514	57,935	387,555	19,100	0

Washington State S. T. I. P.

2017 to 2020

(Project Funds to Nearest Dollar)

MPO/RTPO: WCoG

Y Inside

N Outside

November 17, 2017

County:

Agency: WSDOT - NW

Func Cls	Project Number	PIN	STIP ID	Imp Type	Total Project Length	Environmental Type	RW Required	Begin Termini	End Termini	Total Est. Cost of Project	STIP Amend. No.
14	9999(778)	153904B	WA-09049	21	3.960	CE	No	MP 6.07	MP 10.03	749,909	1701 AdMod

SR 539/Ten Mile Rd Vic to Nooksack Overflow Br - Cable Barrier

This project will replace existing 3-strand cable rail systems with high-tension 4-strand cable rail on SR 539 from MP 6.07 to MP 10.03.

Funding

Phase	Start Date	Federal	Fund Code	Federal Funds	State Fund Code	State Funds	Local Funds	Total
CN	2017		NHPP	680,684		0	13,891	694,575
Project Totals				680,684		0	13,891	694,575

Expenditure Schedule

Phase	1st	2nd	3rd	4th	5th & 6th
CN	26,632	667,943	0	0	0
Totals	26,632	667,943	0	0	0

Washington State S. T. I. P.

2017 to 2020

(Project Funds to Nearest Dollar)

MPO/RTPO: WCoG

Y Inside

N Outside

November 17, 2017

County:

Agency: WSDOT - NW

Func Cls	Project Number	PIN	STIP ID	Imp Type	Total Project Length	Environmental Type	RW Required	Begin Termini	End Termini	Total Est. Cost of Project	STIP Amend. No.
16	0542(047)	154202S	WA-07787	21	0.200	CE	No	MP 2.01	MP 2.21	727,672	17-01

SR 542/Dewey Rd Vic - Culvert Replacement

The culvert run transitions from a 30" culvert to a 18" culvert midway thru the run, causing debris to block the water flow. This project will install a manhole at the anglepoint and up-size the 18" culvert.

Funding

Phase	Start Date	Federal	Fund Code	Federal Funds	State Fund Code	State Funds	Local Funds	Total
CN	2018		STP	594,762		0	12,138	606,900
Project Totals				594,762		0	12,138	606,900

Expenditure Schedule

Phase	1st	2nd	3rd	4th	5th & 6th
CN	0	578,588	28,312	0	0
Totals	0	578,588	28,312	0	0

Washington State S. T. I. P.

2017 to 2020

(Project Funds to Nearest Dollar)

MPO/RTPO: WCoG

Y Inside

N Outside

November 17, 2017

County:

Agency: WSDOT - NW

Func Cls	Project Number	PIN	STIP ID	Imp Type	Total Project Length	Environmental Type	RW Required	Begin Termini	End Termini	Total Est. Cost of Project	STIP Amend. No.
07	0542(046)	154231R	WA-08542	20	0.330	CE	Yes	MP 33.42	MP 33.75	34,260,508	17-01

SR 542/Glacier Creek Bridge CED - Replace Bridge

This project will replace the existing bridge over Glacier Creek with a longer structure that will allow debris flow during high flow events. It will provide a fish passable stream below the bridge.

Funding

Phase	Start Date	Federal Fund Code	Federal Funds	State Fund Code	State Funds	Local Funds	Total
PE	2020	STP	1,600,277		0	125,443	1,725,720
Project Totals			1,600,277		0	125,443	1,725,720

Expenditure Schedule

Phase	1st	2nd	3rd	4th	5th & 6th
PE	0	0	0	1,725,720	0
Totals	0	0	0	1,725,720	0

Washington State S. T. I. P.

2017 to 2020

(Project Funds to Nearest Dollar)

MPO/RTPO: WCoG

Y Inside

N Outside

November 17, 2017

County:

Agency: WSDOT - NW

Func Cls	Project Number	PIN	STIP ID	Imp Type	Total Project Length	Environmental Type	RW Required	Begin Termini	End Termini	Total Est. Cost of Project	STIP Amend. No.
07	0542(036)	154231J	154231J37	20	0.050	DCE	No	MP 31.97	MP 32.02	6,223,973	

SR 542/Hedrick Creek - Fish Barrier

Remove existing fish passage barrier and replace with a fish-passable structure.

Funding

Phase	Start Date	Federal Fund Code	Federal Funds		State Fund Code	State Funds	Local Funds	Total
CN	2017	STP		4,548,053		0	96,264	4,644,317
Project Totals				4,548,053		0	96,264	4,644,317

Expenditure Schedule

Phase	1st	2nd	3rd	4th	5th & 6th
CN	1,653,939	2,291,679	698,699	0	0
Totals	1,653,939	2,291,679	698,699	0	0

Washington State S. T. I. P.

2017 to 2020

(Project Funds to Nearest Dollar)

MPO/RTPO: WCoG

Y Inside

N Outside

November 17, 2017

County:

Agency: WSDOT - NW

Func Cls	Project Number	PIN	STIP ID	Imp Type	Total Project Length	Environmental Type	RW Required	Begin Termini	End Termini	Total Est. Cost of Project	STIP Amend. No.
16	0542(047)	154201F	WA-07785	21	0.890	CE	No	MP 0.06	MP 0.95	879,671	17-10

SR 542/I-5 to Hannegan Road Vicinity - ADA Compliance

This project will evaluate and improve pedestrian safety by upgrading ADA sidewalk ramps within the project limits.

Funding

Phase	Start Date	Federal Fund Code	Federal Funds		State Fund Code	State Funds	Local Funds	Total
			Federal	Fund Code				
PE	2017	STP		76,123		0	3,165	79,288
CN	2018	STP		714,882		0	14,590	729,472
Project Totals				791,005		0	17,755	808,760

Expenditure Schedule

Phase	1st	2nd	3rd	4th	5th & 6th
PE	132,508	4,335	0	0	0
CN	0	695,442	34,029	0	0
Totals	132,508	699,777	34,029	0	0

Washington State S. T. I. P.

2017 to 2020

(Project Funds to Nearest Dollar)

MPO/RTPO: WCoG

Y Inside

N Outside

November 17, 2017

County:

Agency: WSDOT - NW

Func Cls	Project Number	PIN	STIP ID	Imp Type	Total Project Length	Environmental Type	RW Required	Begin Termini	End Termini	Total Est. Cost of Project	STIP Amend. No.
07		154246C	WA-09775	05	8.150	CE	No	MP 46.58	MP 54.73	1,479,997	17-01

SR 542/Nooksack River to Mt Baker Gate - BST

This project will rehabilitate SR 542 on both directions by placing a Bituminous Surface Treatment on SR 542 from Nooksack River to Mt Baker Gate. Required and minor safety work will also be performed.

Funding

Phase	Start Date	Federal	Fund Code	Federal Funds		State Fund Code	State Funds	Local Funds	Total
PE	2017		WFL		96,830		0	15,112	111,942
CN	2017		WFL		1,183,368		0	184,687	1,368,055
Project Totals					1,280,198		0	199,799	1,479,997

Expenditure Schedule

Phase	1st	2nd	3rd	4th	5th & 6th
PE	111,942	0	0	0	0
CN	0	1,159,260	208,795	0	0
Totals	111,942	1,159,260	208,795	0	0

Washington State S. T. I. P.

2017 to 2020

(Project Funds to Nearest Dollar)

MPO/RTPO: WCoG

Y Inside

N Outside

November 17, 2017

County:

Agency: WSDOT - NW

Func Cls	Project Number	PIN	STIP ID	Imp Type	Total Project Length	Environmental Type	RW Required	Begin Termini	End Termini	Total Est. Cost of Project	STIP Amend. No.
06	0542(045)	154214F	WA-08544	21	0.200	CE	No	MP 14.47	MP 14.67	1,440,845	

SR 542/SR 9 East Junction - Intersection Improvements

This project will install a single lane roundabout at the intersection of SR 542 and the SR 9 East Junction. Illumination will be provided on all legs into the roundabout. A single driveway entrance from the roundabout will be provided for the property on the North side of the intersection.

Funding

Phase	Start Date	Federal Fund Code	Federal Funds	State Fund Code	State Funds	Local Funds	Total
CN	2017	CBI	1,169,273		0	23,863	1,193,136
Project Totals			1,169,273		0	23,863	1,193,136

Expenditure Schedule

Phase	1st	2nd	3rd	4th	5th & 6th
CN	4,710	911,340	277,086	0	0
Totals	4,710	911,340	277,086	0	0

Washington State S. T. I. P.

2017 to 2020

(Project Funds to Nearest Dollar)

MPO/RTPO: WCoG

Y Inside

N Outside

November 17, 2017

County:

Agency: WSDOT - NW

Func Cls	Project Number	PIN	STIP ID	Imp Type	Total Project Length	Environmental Type	RW Required	Begin Termini	End Termini	Total Est. Cost of Project	STIP Amend. No.
07	0548(011)	154813B	WA-08538	21	0.200	CE	Yes	MP 4.83	MP 5.03	1,418,158	

SR 548/Kickerville Rd - Intersection Improvements

The intersection of SR 548 and Kickerville Rd has been identified as having a high number of collisions. Installing a single lane roundabout at this location will improve mobility and reduce the risk of collisions.

Funding

Phase	Start Date	Federal	Fund Code	Federal Funds	State Fund Code	State Funds	Local Funds	Total
CN	2017		HSIP	817,599		0	16,686	834,285
CN	2017		STP	5,752		0	118	5,870
Project Totals				823,351		0	16,804	840,155

Expenditure Schedule

Phase	1st	2nd	3rd	4th	5th & 6th
CN	840,155	0	0	0	0
Totals	840,155	0	0	0	0

Washington State S. T. I. P.

2017 to 2020

(Project Funds to Nearest Dollar)

MPO/RTPO: WCoG

Y Inside

N Outside

November 17, 2017

County:

Agency: WSDOT - NW

Func Cls	Project Number	PIN	STIP ID	Imp Type	Total Project Length	Environmental Type	RW Required	Begin Termini	End Termini	Total Est. Cost of Project	STIP Amend. No.
07	0009(073)	100948K	WA-05986	20	0.500	DCE	Yes	MP 77.69	MP 78.19	2,596,791	

SR 9/Tawes Creek - Fish Passage

Remove the existing fish passage barrier and replace it with a fish passable structure.

Funding

Phase	Start Date	Federal Fund Code	Federal Funds		State Fund Code	State Funds	Local Funds	Total
CN	2018		0		CWA	1,787,823	0	1,787,823
Project Totals			0			1,787,823	0	1,787,823

Expenditure Schedule

Phase	1st	2nd	3rd	4th	5th & 6th
CN	0	17,691	1,265,540	504,592	0
Totals	0	17,691	1,265,540	504,592	0

Washington State S. T. I. P.

2017 to 2020

(Project Funds to Nearest Dollar)

MPO/RTPO: WCoG

Y Inside

N Outside

November 17, 2017

County:

Agency: WSDOT - NW

Func Cls	Project Number	PIN	STIP ID	Imp Type	Total Project Length	Environmental Type	RW Required	Begin Termini	End Termini	Total Est. Cost of Project	STIP Amend. No.
07		100948L	WA-08547	20	0.570	DCE	Yes	MP 77.11	MP 77.68	2,917,680	

SR 9/Two Tributaries to Tawes Creek - Fish Passage

Remove the existing fish passage barriers and replace them with fish passable structures.

Funding

Phase	Start Date	Federal	Fund Code	Federal Funds		State Funds	Local Funds	Total
				Federal	State Fund Code			
RW	2017			0	CWA	233,800	0	233,800
CN	2018			0	CWA	2,007,780	0	2,007,780
Project Totals				0		2,241,580	0	2,241,580

Expenditure Schedule

Phase	1st	2nd	3rd	4th	5th & 6th
RW	75,532	83,761	74,507	0	0
CN	0	19,868	1,421,239	566,673	0
Totals	75,532	103,629	1,495,746	566,673	0

Washington State S. T. I. P.

2017 to 2020

(Project Funds to Nearest Dollar)

MPO/RTPO: WCoG

Y Inside

N Outside

November 17, 2017

County:

Agency: WSDOT - NW

Func Cls	Project Number	PIN	STIP ID	Imp Type	Total Project Length	Environmental Type	RW Required	Begin Termini	End Termini	Total Est. Cost of Project	STIP Amend. No.
00		100099G	WA-09848	18	0.000	CE	No	N/A	N/A	208,000	17-05

Whatcom Council of Governments IMTC 17-19

Agreement GCB 2565 is a standard form agreement between the Whatcom Council of Governments and WSDOT for transportation planning work for the 17-19 biennium. (International Mobility and Trade Corridor (IMTC))

Funding

Phase	Start Date	Federal	Fund Code	Federal Funds	State Fund Code	State Funds	Local Funds	Total
PE	2017		CBI	200,000		0	8,000	208,000
Project Totals				200,000		0	8,000	208,000

Expenditure Schedule

Phase	1st	2nd	3rd	4th	5th & 6th
PE	51,996	103,992	52,012	0	0
Totals	51,996	103,992	52,012	0	0

	Federal Funds	State Funds	Local Funds	Total
Agency Totals for WSDOT - NW	30,714,975	14,275,691	975,904	45,966,570

Washington State S. T. I. P.

2017 to 2020

(Project Funds to Nearest Dollar)

MPO/RTPO: WCoG

N Inside

Y Outside

November 17, 2017

County: Whatcom

Agency: Lummi Nation

Func Cls	Project Number	PIN	STIP ID	Imp Type	Total Project Length	Environmental Type	RW Required	Begin Termini	End Termini	Total Est. Cost of Project	STIP Amend. No.
07	2037(102)		LUMMI 1	21	1.770	CE	No	Mackenzie Road	Balch Road	3,424,028	

Gooseberry Point Pedestrian Project

Install pedestrian facilities including separated shoulders and sidewalks or raised pathways.

Funding

Phase	Start Date	Federal Fund Code	Federal Funds		State Fund Code	State Funds	Local Funds	Total
			Federal	Fund Code				
CN	2017	TTP	500,000			0	0	500,000
Project Totals			500,000			0	0	500,000

Expenditure Schedule

Phase	1st	2nd	3rd	4th	5th & 6th
CN	500,000	0	0	0	0
Totals	500,000	0	0	0	0

Washington State S. T. I. P.

2017 to 2020

(Project Funds to Nearest Dollar)

MPO/RTPO: WCoG

N Inside

Y Outside

November 17, 2017

County: Whatcom

Agency: Lummi Nation

Func Cls	Project Number	PIN	STIP ID	Imp Type	Total Project Length	Environmental Type	RW Required	Begin Termini	End Termini	Total Est. Cost of Project	STIP Amend. No.
00			LUMMI 6	28	0.000	CE	No	MP 0.00	MP 0.00	110,000	

Lummi Transit Infrastructure for Bus Shelters

Reconstruct bus shelters in Lummi Nation.

Funding

Phase	Start Date	Federal Funds		State Funds		Local Funds	Total	
		Federal	Fund Code	State Fund Code	State Funds			
CN	2017		TAP(R)	40,000	WSDOT	48,000	12,000	100,000
CN	2017		IRR	10,000		0	0	10,000
Project Totals				50,000		48,000	12,000	110,000

Expenditure Schedule

Phase	1st	2nd	3rd	4th	5th & 6th
CN	110,000	0	0	0	0
Totals	110,000	0	0	0	0

Federal Funds		State Funds	Local Funds	Total
Agency Totals for Lummi Nation		48,000	12,000	610,000

Washington State S. T. I. P.

2017 to 2020

(Project Funds to Nearest Dollar)

MPO/RTPO: WWV

Y Inside

N Outside

November 17, 2017

County: Walla Walla

Agency: College Place

Func Cls	Project Number	PIN	STIP ID	Imp Type	Total Project Length	Environmental Type	RW Required	Begin Termini	End Termini	Total Est. Cost of Project	STIP Amend. No.
17			WSDPED-1	28	0.490	CE	Yes	Whitman Drive	Davis St	921,145	17-09

4th Street/Academy Way (West Side School District Bicycle & Sidewalk Improvements)

WWV ID 401CPR04

New curb, gutter, and sidewalk will be constructed on 4th St from Davis Ave to Academy Way and on Academy Way from 4th Street to Whitman Drive(some existing to remain). New bicycle lanes/shared use lanes will be constructed on both Academy Way and 4th Street. Driveways and ADA ramps will be constructed throughout the project. All new facilities will be constructed to existing ADA standards. Additionally, stormwater facilities will be added.

Funding

Phase	Start Date	Federal Funds		State Fund Code	State Funds	Local Funds	Total
		Federal	Fund Code				
PE	2017				0	179,230	179,230
RW	2017				0	15,000	15,000
Project Totals					0	194,230	194,230

Expenditure Schedule

Phase	1st	2nd	3rd	4th	5th & 6th
PE	179,230	0	0	0	0
RW	15,000	0	0	0	0
Totals	194,230	0	0	0	0

Federal Funds		State Funds	Local Funds	Total
Agency Totals for College Place		0	194,230	194,230

Washington State S. T. I. P.

2017 to 2020

(Project Funds to Nearest Dollar)

MPO/RTPO: WWV

Y Inside

N Outside

November 17, 2017

County: Walla Walla

Agency: Valley Transit

Func Cls	Project Number	PIN	STIP ID	Imp Type	Total Project Length	Environmental Type	RW Required	Begin Termini	End Termini	Total Est. Cost of Project	STIP Amend. No.
00			1209	23	0.000	CE	No	N/A	N/A	367,202	

Increasing Access to Transportation in Southeastern Washington with ITS Information Technology

Purchase ITS information Technology to provide passengers with real-time schedule and bus location, automated ADA stop and location announcements, enhanced web services for trip planning.

Funding

Phase	Start Date	Federal	Fund Code	Federal Funds	State Fund Code	State Funds	Local Funds	Total
CN	2017			0	WSDOT	293,761	73,441	367,202
Project Totals				0		293,761	73,441	367,202

Expenditure Schedule

Phase	1st	2nd	3rd	4th	5th & 6th
ALL	367,202	0	0	0	0
Totals	367,202	0	0	0	0

Washington State S. T. I. P.

2017 to 2020

(Project Funds to Nearest Dollar)

MPO/RTPO: WWV

Y Inside

N Outside

November 17, 2017

County: Walla Walla

Agency: Valley Transit

Func Cls	Project Number	PIN	STIP ID	Imp Type	Total Project Length	Environmental Type	RW Required	Begin Termini	End Termini	Total Est. Cost of Project	STIP Amend. No.
00			1307	23		CE	No	N/A	N/A	384,495	

Purchase up to Three (3) Expansion Paratransit Vehicles for ADA Accessible Service in the Walla Walla Valley

Purchase up to three (3) minibuses to expand the number of vehicles available to provide ADA accessible service in the Walla Walla Valley.

Funding

Phase	Start Date	Federal	Fund Code	Federal Funds		State Fund Code	State Funds	Local Funds	Total
CN	2017		5310		307,596		0	76,899	384,495
Project Totals					307,596		0	76,899	384,495

Expenditure Schedule

Phase	1st	2nd	3rd	4th	5th & 6th
ALL	384,495	0	0	0	0
Totals	384,495	0	0	0	0

Washington State S. T. I. P.

2017 to 2020

(Project Funds to Nearest Dollar)

MPO/RTPO: WWV

Y Inside

N Outside

November 17, 2017

County: Walla Walla

Agency: Valley Transit

Func Cls	Project Number	PIN	STIP ID	Imp Type	Total Project Length	Environmental Type	RW Required	Begin Termini	End Termini	Total Est. Cost of Project	STIP Amend. No.
00			1610	23	0.000	CE	No	N/A	N/A	2,945,760	

Replace up to Four (4) Heavy-Duty Transit Buses

Replace up to four (4) heavy-duty transit buses with thirty five foot (35') heavy-duty battery-electric powered rubber-tire trolley- replica buses.

Funding

Phase	Start Date	Federal	Fund Code	Federal Funds		State Fund Code	State Funds	Local Funds	Total
ALL	2017		5307	2,356,608			0	589,152	2,945,760
Project Totals				2,356,608			0	589,152	2,945,760

Expenditure Schedule

Phase	1st	2nd	3rd	4th	5th & 6th
ALL	2,945,760	0	0	0	0
Totals	2,945,760	0	0	0	0

Washington State S. T. I. P.

2017 to 2020

(Project Funds to Nearest Dollar)

MPO/RTPO: WWV

Y Inside

N Outside

November 17, 2017

County: Walla Walla

Agency: Valley Transit

Func Cls	Project Number	PIN	STIP ID	Imp Type	Total Project Length	Environmental Type	RW Required	Begin Termini	End Termini	Total Est. Cost of Project	STIP Amend. No.
00			1204	23	0.000	CE	No	N/A	N/A	1,472,640	

Replace up to Two (2) Heavy-Duty Transit Buses FFY 2013-2014

Replace two (2) heavy-duty transit buses which have exceeded their useful life with thirty five foot (35') battery-electric powered rubber-tire trolley-replica buses.

Funding

Phase	Start Date	Federal	Fund Code	Federal Funds	State Fund Code	State Funds	Local Funds	Total
ALL	2017		5307	1,178,112		0	294,528	1,472,640
Project Totals				1,178,112		0	294,528	1,472,640

Expenditure Schedule

Phase	1st	2nd	3rd	4th	5th & 6th
ALL	1,472,640	0	0	0	0
Totals	1,472,640	0	0	0	0

Washington State S. T. I. P.

2017 to 2020

(Project Funds to Nearest Dollar)

MPO/RTPO: WWV

Y Inside

N Outside

November 17, 2017

County: Walla Walla

Agency: Valley Transit

Func Cls	Project Number	PIN	STIP ID	Imp Type	Total Project Length	Environmental Type	RW Required	Begin Termini	End Termini	Total Est. Cost of Project	STIP Amend. No.
00			1507	23	0.000	CE	No	N/A	N/A	1,472,640	

Replace up to Two (2) Heavy-Duty Transit Buses FY 2014-2015

Replace two (2) heavy-duty transit buses that have exceeded their useful life with thirty five foot (35') battery-electric powered rubber-tire trolley-replica buses.

Funding

Phase	Start Date	Federal	Fund Code	Federal Funds	State Fund Code	State Funds	Local Funds	Total
ALL	2017		5307	1,178,112		0	294,528	1,472,640
Project Totals				1,178,112		0	294,528	1,472,640

Expenditure Schedule

Phase	1st	2nd	3rd	4th	5th & 6th
ALL	1,472,640	0	0	0	0
Totals	1,472,640	0	0	0	0

	Federal Funds	State Funds	Local Funds	Total
Agency Totals for Valley Transit	5,020,428	293,761	1,328,548	6,642,737

Washington State S. T. I. P.

2017 to 2020

(Project Funds to Nearest Dollar)

MPO/RTPO: WWV

Y Inside

N Outside

November 17, 2017

County: Walla Walla

Agency: Waitsburg

Func Cls	Project Number	PIN	STIP ID	Imp Type	Total Project Length	Environmental Type	RW Required	Begin Termini	End Termini	Total Est. Cost of Project	STIP Amend. No.
09			WA-09574	28	0.350	CE	No	W. 7th	W. 4th	165,000	1704 AdMod

Arnold Street Sidewalk

Installation of a sidewalk along Arnold Lane from W. 7th street to W. 4th Street including sections along W. 4th and W. 5th.

Funding

Phase	Start Date	Federal	Fund Code	Federal Funds		State Fund Code	State Funds	Local Funds	Total
PE	2017				0		0	15,000	15,000
CN	2020		TAP(R)		101,788		0	0	101,788
CN	2020				0	TIB	48,212	0	48,212
Project Totals					101,788		48,212	15,000	165,000

Expenditure Schedule

Phase	1st	2nd	3rd	4th	5th & 6th
PE	15,000	0	0	0	0
CN	0	0	0	150,000	0
Totals	15,000	0	0	150,000	0

Washington State S. T. I. P.

2017 to 2020

(Project Funds to Nearest Dollar)

MPO/RTPO: WWV

Y Inside

N Outside

November 17, 2017

County: Walla Walla

Agency: Waitsburg

Func Cls	Project Number	PIN	STIP ID	Imp Type	Total Project Length	Environmental Type	RW Required	Begin Termini	End Termini	Total Est. Cost of Project	STIP Amend. No.
08			WA-06419	28	0.160	CE	No	Roy Leid	E. 8th	97,500	17-04

E. 7th Street Sidewalk

Installation of sidewalk and ADA Ramps

Funding

Phase	Start Date	Federal	Fund Code	Federal Funds		State Fund Code	State Funds	Local Funds	Total
CN	2017		TAP(R)	73,958			0	0	73,958
CN	2017			0		TIB	11,542	0	11,542
Project Totals				73,958			11,542	0	85,500

Expenditure Schedule

Phase	1st	2nd	3rd	4th	5th & 6th
CN	85,500	0	0	0	0
Totals	85,500	0	0	0	0

Washington State S. T. I. P.

2017 to 2020

(Project Funds to Nearest Dollar)

MPO/RTPO: WWV

Y Inside

N Outside

November 17, 2017

County: Walla Walla

Agency: Waitsburg

Func Cls	Project Number	PIN	STIP ID	Imp Type	Total Project Length	Environmental Type	RW Required	Begin Termini	End Termini	Total Est. Cost of Project	STIP Amend. No.
09			waits15	28	0.150	CE	No	E. 8th	W. 7th	50,047	17-04

Waitsburg Sidewalk Improvements

Installation of Sidewalk along E. 8th, W. 7th, Main Street and replacement of sidewalk along Academy Street.

Funding

Phase	Start Date	Federal	Fund Code	Federal Funds		State Funds	Local Funds	Total
				Fund Code	Funds			
CN	2017		TAP(R)		38,341	0	2,206	40,547
Project Totals					38,341	0	2,206	40,547

Expenditure Schedule

Phase	1st	2nd	3rd	4th	5th & 6th
CN	40,547	0	0	0	0
Totals	40,547	0	0	0	0

	Federal Funds	State Funds	Local Funds	Total
Agency Totals for Waitsburg	214,087	59,754	17,206	291,047

Washington State S. T. I. P.

2017 to 2020

(Project Funds to Nearest Dollar)

MPO/RTPO: WWV

Y Inside

N Outside

November 17, 2017

County: Walla Walla

Agency: Walla Walla

Func Cls	Project Number	PIN	STIP ID	Imp Type	Total Project Length	Environmental Type	RW Required	Begin Termini	End Termini	Total Est. Cost of Project	STIP Amend. No.
14	7214(005)		WA-09465	04	1.830	DCE	Yes	Division Street	Tausick Way	8,575,806	1709 AdMod

Isaacs Avenue Improvements

WWV ID 401WWC01.2

The project will reconstruct East Isaacs Avenue between North Division Street and North Wilbur Avenue, and will place a maintenance seal on East Isaacs Avenue from North Wilbur Avenue to Tausick Way.

Funding

Phase	Start Date	Federal Fund Code	Federal Funds		State Fund Code	State Funds	Local Funds	Total
			Federal	Fund Code				
PE	2018	STP(US)		223,024		0	633,094	856,118
RW	2018			0		0	100,000	100,000
CN	2020	STP(US)		2,000,559		0	5,619,129	7,619,688
Project Totals				2,223,583		0	6,352,223	8,575,806

Expenditure Schedule

Phase	1st	2nd	3rd	4th	5th & 6th
PE	0	856,118	0	0	0
RW	0	100,000	0	0	0
CN	0	0	0	7,619,688	0
Totals	0	956,118	0	7,619,688	0

Washington State S. T. I. P.

2017 to 2020

(Project Funds to Nearest Dollar)

MPO/RTPO: WWV

Y Inside

N Outside

November 17, 2017

County: Walla Walla

Agency: Walla Walla

Func Cls	Project Number	PIN	STIP ID	Imp Type	Total Project Length	Environmental Type	RW Required	Begin Termini	End Termini	Total Est. Cost of Project	STIP Amend. No.
14			WA-09868	04	0.350	CE	No	Rose Street	US Highway 12	1,000,000	17-07

Second Avenue Improvements - Rose to US12

Reconstruct Second Avenue from Rose Street to US Highway 12

Funding

Phase	Start Date	Federal Funds		State Fund Code	State Funds	Local Funds	Total
		Federal	Fund Code				
PE	2018				0	115,000	115,000
CN	2019				0	885,000	885,000
Project Totals					0	1,000,000	1,000,000

Expenditure Schedule

Phase	1st	2nd	3rd	4th	5th & 6th
PE	0	115,000	0	0	0
CN	0	0	885,000	0	0
Totals	0	115,000	885,000	0	0

Washington State S. T. I. P.

2017 to 2020

(Project Funds to Nearest Dollar)

MPO/RTPO: WWV

Y Inside

N Outside

November 17, 2017

County: Walla Walla

Agency: Walla Walla

Func Cls	Project Number	PIN	STIP ID	Imp Type	Total Project Length	Environmental Type	RW Required	Begin Termini	End Termini	Total Est. Cost of Project	STIP Amend. No.
17			WA-09455	28	0.280	DCE	No	Tacoma Street	Mill Creek Bridge	426,458	

Wilbur-University Pedestrian and Stormwater Improvements Project

WWV ID 401WWN01

The project will construct pedestrian improvements at the intersection of Wilbur Avenue with University Drive including curb bulbouts, ADA compliant ramps and a Rectangular Rapid Flashing Beacon (RRFB) for crossing. Stormwater improvements will also be constructed on Wilbur Avenue at Tacoma Street and University Drive.

Funding

Phase	Start Date	Federal Fund Code	Federal Funds	State Fund Code	State Funds	Local Funds	Total
CN	2020	TAP(US)	70,000		0	291,458	361,458
Project Totals			70,000		0	291,458	361,458

Expenditure Schedule

Phase	1st	2nd	3rd	4th	5th & 6th
CN	0	0	0	361,458	0
Totals	0	0	0	361,458	0

	Federal Funds	State Funds	Local Funds	Total
Agency Totals for Walla Walla	2,293,583	0	7,643,681	9,937,264

Washington State S. T. I. P.

2017 to 2020

(Project Funds to Nearest Dollar)

MPO/RTPO: WWV

Y Inside

N Outside

November 17, 2017

County:

Agency: WSDOT - SC

Func Cls	Project Number	PIN	STIP ID	Imp Type	Total Project Length	Environmental Type	RW Required	Begin Termini	End Termini	Total Est. Cost of Project	STIP Amend. No.
00		BPWWV	BPWWV	06		CE	No	Varies	Varies	11,606,094	

Asphalt/Chip Seal Preservation Walla Walla Valley Metropolitan Planning

Resurface the roadway with chip seal or hot mix asphalt to preserve the structural integrity of the roadway and extend the service life of the pavement. This record is for chip seal/asphalt paving projects within Walla Walla county. For a list of included projects, go to www.wsdot.wa.gov/projects/search.

Funding

Phase	Start Date	Federal	Fund Code	Federal Funds		Local Funds	Total	
				State Fund Code	State Funds			
PE	2017		NHPP		294,730	0	11,789	306,519
PE	2018		NHPP		62,417	0	2,497	64,914
PE	2019		NHPP		84,086	0	3,363	87,449
PE	2020		NHPP		59,016	0	4,265	63,281
PE	2020		STP		47,603	0	0	47,603
CN	2017		NHPP		3,498,369	0	69,967	3,568,336
CN	2018		NHPP		557,692	0	11,154	568,846
CN	2019		NHPP		5,543,526	0	110,871	5,654,397
CN	2020		NHPP		1,220,342	0	24,407	1,244,749
Project Totals					11,367,781	0	238,313	11,606,094

Expenditure Schedule

Phase	1st	2nd	3rd	4th	5th & 6th
ALL	3,874,855	622,760	5,741,846	1,355,633	0
Totals	3,874,855	622,760	5,741,846	1,355,633	0

Washington State S. T. I. P.

2017 to 2020

(Project Funds to Nearest Dollar)

MPO/RTPO: WWV

Y Inside

N Outside

November 17, 2017

County:

Agency: WSDOT - SC

Func Cls	Project Number	PIN	STIP ID	Imp Type	Total Project Length	Environmental Type	RW Required	Begin Termini	End Termini	Total Est. Cost of Project	STIP Amend. No.
00		500008G	500008G36	21		CE	No	Varies	Varies	42,650	17-10

SCR 17-19 Region Wide Curve Warning Signs - Chevron Updates

Existing curve warning signs do not comply with the 2009 Manual on Uniform Traffic Control Devices (MUTCD) guidelines. This project will update curve signing to comply with current MUTCD guidelines to help reduce risk and severity of collisions. This record is for the Walla Walla county portion of a region wide project.

Funding

Phase	Start Date	Federal	Fund Code	Federal Funds		State Funds	Local Funds	Total
				State Fund Code	State Funds			
PE	2017		HSIP		8,189	0	341	8,530
CN	2018		HSIP		33,437	0	683	34,120
Project Totals					41,626	0	1,024	42,650

Expenditure Schedule

Phase	1st	2nd	3rd	4th	5th & 6th
ALL	8,000	34,650	0	0	0
Totals	8,000	34,650	0	0	0

Washington State S. T. I. P.

2017 to 2020

(Project Funds to Nearest Dollar)

MPO/RTPO: WWV

Y Inside

N Outside

November 17, 2017

County:

Agency: WSDOT - SC

Func Cls	Project Number	PIN	STIP ID	Imp Type	Total Project Length	Environmental Type	RW Required	Begin Termini	End Termini	Total Est. Cost of Project	STIP Amend. No.
14		512501Z	512501Z36	21	0.610	CE	No	6.09	6.70	118,850	

SR 125 Spur/N 13th Ave to Myra Road - ADA Compliance

Upgrade existing curb ramps to meet ADA Compliance. Pedestrian ADA curb ramps at various intersections on SR 125 Spur in the city of Walla Walla do not fully meet ADA standards. This project will upgrade the curb ramps to meet current standards, improving accessibility for all pedestrians.

Funding

Phase	Start Date	Federal	Fund Code	Federal Funds		State Funds	Local Funds	Total
				State Fund Code	State Funds			
PE	2019		NHPP		10,550	0	440	10,990
CN	2020		NHPP		105,702	0	2,158	107,860
Project Totals					116,252	0	2,598	118,850

Expenditure Schedule

Phase	1st	2nd	3rd	4th	5th & 6th
ALL	0	0	1,428	8,683	108,739
Totals	0	0	1,428	8,683	108,739

Washington State S. T. I. P.

2017 to 2020

(Project Funds to Nearest Dollar)

MPO/RTPO: WWV

Y Inside

N Outside

November 17, 2017

County:

Agency: WSDOT - SC

Func Cls	Project Number	PIN	STIP ID	Imp Type	Total Project Length	Environmental Type	RW Required	Begin Termini	End Termini	Total Est. Cost of Project	STIP Amend. No.
14		512501Y	512501Y36	21	6.020	CE	No	0.00	6.02	629,425	

SR 125/Oregon State Line to 12th Ave N - ADA Compliance

Upgrade existing curb ramps to meet ADA Compliance. Pedestrian ADA curb ramps at various intersections on SR 125 in the cities of College Place and Walla Walla do not fully meet ADA standards. This project will upgrade the curb ramps to meet current standards, improving accessibility for all pedestrians.

Funding

Phase	Start Date	Federal	Fund Code	Federal Funds		State Funds	Local Funds	Total
				State Fund Code	State Funds			
PE	2017		NHPP		66,308	0	2,762	69,070
CN	2019		NHPP		549,147	0	11,208	560,355
Project Totals					615,455	0	13,970	629,425

Expenditure Schedule

Phase	1st	2nd	3rd	4th	5th & 6th
ALL	6,502	48,118	548,950	25,856	0
Totals	6,502	48,118	548,950	25,856	0

Washington State S. T. I. P.

2017 to 2020

(Project Funds to Nearest Dollar)

MPO/RTPO: WWV

Y Inside

N Outside

November 17, 2017

County:

Agency: WSDOT - SC

Func Cls	Project Number	PIN	STIP ID	Imp Type	Total Project Length	Environmental Type	RW Required	Begin Termini	End Termini	Total Est. Cost of Project	STIP Amend. No.
14		512502C	512502C36	21	0.350	CE	Yes	4.30	4.65	3,900,000	

SR 125/Plaza Way - Intersection Improvements

Construct intersection improvements. The intersection at SR 125 and Plaza Way experiences congestion due to heavy vehicle traffic. This project will construct a roundabout or other improvements to improve traffic flow and reduce the risk of collisions.

Funding

Phase	Start Date	Federal	Fund Code	Federal Funds		State Funds	Local Funds	Total
					State Fund Code			
PE	2017			0	CWA	117,972	0	117,972
PE	2018			0	CWA	337,068	0	337,068
PE	2019			0	CWA	44,960	0	44,960
RW	2018			0	CWA	175,221	0	175,221
RW	2019			0	CWA	74,779	0	74,779
CN	2019			0	CWA	3,150,000	0	3,150,000
Project Totals				0		3,900,000	0	3,900,000

Expenditure Schedule

Phase	1st	2nd	3rd	4th	5th & 6th
ALL	117,972	512,289	3,229,739	40,000	0
Totals	117,972	512,289	3,229,739	40,000	0

Washington State S. T. I. P.

2017 to 2020

(Project Funds to Nearest Dollar)

MPO/RTPO: WWV

Y Inside

N Outside

November 17, 2017

County:

Agency: WSDOT - SC

Func Cls	Project Number	PIN	STIP ID	Imp Type	Total Project Length	Environmental Type	RW Required	Begin Termini	End Termini	Total Est. Cost of Project	STIP Amend. No.
06	0730(004)	573001D	573001D36	21	0.230	DCE	No	0.04	0.27	1,168,194	1710 AdMod

US 730/0.2 Miles N of Oregon Border - Rockfall Prevention

Install rockfall fences; Slope 554. WSDOT's geotechnical division has identified this unstable slope as a potential hazard to the traveling public based on recorded vehicle/ rock collisions and repeated call-outs to remove rocks from the roadway. This project will install flexible rockfall fence to reduce the potential for collisions by minimizing the risk of falling rocks reaching the roadway.

Funding

Phase	Start Date	Federal Fund Code	Federal Funds		State Fund Code	State Funds	Local Funds	Total
CN	2017	STP	1,056,315			0	21,558	1,077,873
Project Totals			1,056,315			0	21,558	1,077,873

Expenditure Schedule

Phase	1st	2nd	3rd	4th	5th & 6th
ALL	2,687	1,068,963	6,223	0	0
Totals	2,687	1,068,963	6,223	0	0

Washington State S. T. I. P.

2017 to 2020

(Project Funds to Nearest Dollar)

MPO/RTPO: WWV

Y Inside

N Outside

November 17, 2017

County:

Agency: WSDOT - SC

Func Cls	Project Number	PIN	STIP ID	Imp Type	Total Project Length	Environmental Type	RW Required	Begin Termini	End Termini	Total Est. Cost of Project	STIP Amend. No.
06	0730(004)	573001E	573001E36	21	0.490	DCE	No	0.70	1.19	2,049,908	1710 AdMod

US 730/0.9 Miles N of Oregon Border - Rockfall Prevention

Install rockfall fence; Slope 553. WSDOT's geotechnical division has identified this unstable slope as a potential hazard to the traveling public based on recorded vehicle/ rock collisions and repeated call-outs to remove rocks from the roadway. This project will install flexible rockfall fence to reduce the potential for collisions by minimizing the risk of falling rocks reaching the roadway.

Funding

Phase	Start Date	Federal Fund Code	Federal Funds		State Fund Code	State Funds	Local Funds	Total
CN	2017	STP	5,153			0	37,828	42,981
CN	2018	STP	1,821,575			0	0	1,821,575
CN	2019	STP	26,857			0	0	26,857
Project Totals			1,853,585			0	37,828	1,891,413

Expenditure Schedule

Phase	1st	2nd	3rd	4th	5th & 6th
ALL	5,258	1,858,750	27,405	0	0
Totals	5,258	1,858,750	27,405	0	0

Washington State S. T. I. P.

2017 to 2020

(Project Funds to Nearest Dollar)

MPO/RTPO: WWV

Y Inside

N Outside

November 17, 2017

County:

Agency: WSDOT - SC

Func Cls	Project Number	PIN	STIP ID	Imp Type	Total Project Length	Environmental Type	RW Required	Begin Termini	End Termini	Total Est. Cost of Project	STIP Amend. No.
06	0730(004)	573001F	573001F36	21	0.180	DCE	No	1.75	1.93	973,333	1710 AdMod

US 730/1.8 Miles N of Oregon Border - Rockfall Prevention

Install rockfall fence; Slope 552. WSDOT's geotechnical division has identified this unstable slope as a potential hazard to the traveling public based on recorded vehicle/ rock collisions and repeated call-outs to remove rocks from the roadway. This project will install flexible rockfall fence to reduce the potential for collisions by minimizing the risk of falling rocks reaching the roadway.

Funding

Phase	Start Date	Federal Fund Code	Federal Funds		State Fund Code	State Funds	Local Funds	Total
CN	2017	STP	880,116			0	17,961	898,077
Project Totals			880,116			0	17,961	898,077

Expenditure Schedule

Phase	1st	2nd	3rd	4th	5th & 6th
ALL	3,240	882,094	12,744	0	0
Totals	3,240	882,094	12,744	0	0

Washington State S. T. I. P.

2017 to 2020

(Project Funds to Nearest Dollar)

MPO/RTPO: WWV

Y Inside

N Outside

November 17, 2017

County:

Agency: WSDOT - SC

Func Cls	Project Number	PIN	STIP ID	Imp Type	Total Project Length	Environmental Type	RW Required	Begin Termini	End Termini	Total Est. Cost of Project	STIP Amend. No.
06	0730(005)	573001I	573001I36	21	0.350	DCE	No	4.27	4.62	2,448,689	1710 AdMod

US 730/4.4 Miles N of Oregon Border - Rockfall Prevention

Scale slopes, install permanent ground anchors and netting; Slope 548. WSDOT's Geotechnical Division has prioritized this unstable slope as a potential hazard to the traveling public based on recorded vehicle/rock collisions and repeated call-outs to remove rocks from the roadway. This project will remove loose rocks and install permanent ground anchors and slope protection netting. These measures will reduce the potential for collisions by reducing the risk of falling rocks reaching the roadway.

Funding

Phase	Start Date	Federal Fund Code	Federal Funds		State Fund Code	State Funds	Local Funds	Total
			Federal	Fund Code				
CN	2019	STP		2,171,214		0	45,155	2,216,369
CN	2020	STP		41,367		0	0	41,367
Project Totals				2,212,581		0	45,155	2,257,736

Expenditure Schedule

Phase	1st	2nd	3rd	4th	5th & 6th
ALL	0	0	2,171,214	41,367	0
Totals	0	0	2,171,214	41,367	0

Agency Totals for WSDOT - SC	Federal Funds		State Funds	Local Funds	Total
	Federal	Fund Code			
	18,143,711		3,900,000	378,407	22,422,118

Washington State S. T. I. P.

2017 to 2020

(Project Funds to Nearest Dollar)

MPO/RTPO: WWV

N Inside

Y Outside

November 17, 2017

County: Walla Walla

Agency: Walla Walla Co.

Func Cls	Project Number	PIN	STIP ID	Imp Type	Total Project Length	Environmental Type	RW Required	Begin Termini	End Termini	Total Est. Cost of Project	STIP Amend. No.
07	K364(005)		WA-01884	11	0.700	CE	Yes	5.80	6.50	3,885,000	

Blue Creek Bridge on Mill Creek Road MP 6.3

Replace Bridge with a single span, prestressed girder bridge with a cast-in-place concrete deck 32 feet wide curb to curb and improve horizontal and vertical alignment at the intersection of Blue Creek Road. Reconstruct and widen a portion of Mill Creek Road to meet current road standards with local funds.

Funding

Phase	Start Date	Federal Fund Code	Federal Funds		State Funds	Local Funds	Total
			Federal	State Fund Code			
CN	2017	STP(BR)	1,432,000		0	632,000	2,064,000
CN	2017		0		0	1,551,000	1,551,000
Project Totals			1,432,000		0	2,183,000	3,615,000

Expenditure Schedule

Phase	1st	2nd	3rd	4th	5th & 6th
CN	3,615,000	0	0	0	0
Totals	3,615,000	0	0	0	0

Washington State S. T. I. P.

2017 to 2020

(Project Funds to Nearest Dollar)

MPO/RTPO: WWV

N Inside

Y Outside

November 17, 2017

County: Walla Walla

Agency: Walla Walla Co.

Func Cls	Project Number	PIN	STIP ID	Imp Type	Total Project Length	Environmental Type	RW Required	Begin Termini	End Termini	Total Est. Cost of Project	STIP Amend. No.
07	K364(004)		WA-06147	04	0.860	CE	Yes	1.10	1.96	309,827	

Mill Creek Road At 5 Mile Road MP 1.10 to MP 1.96

Realign and reconstruct Mill Creek Road from MP 1.10 to MP 1.96. Extending 5 Mile Road approx. 1000-ft to its new intersection of Mill Creek Road. CN is being combined with Mill Creek Road MP 1.96 to MP 3.06 and is programmed under STIP ID WA-09572.

Funding

Phase	Start Date	Federal	Fund Code	Federal Funds	State Fund Code	State Funds	Local Funds	Total
RW	2019		STP(R)	207,450		0	32,377	239,827
Project Totals				207,450		0	32,377	239,827

Expenditure Schedule

Phase	1st	2nd	3rd	4th	5th & 6th
RW	0	0	239,827	0	0
Totals	0	0	239,827	0	0

Washington State S. T. I. P.

2017 to 2020

(Project Funds to Nearest Dollar)

MPO/RTPO: WWV

N Inside

Y Outside

November 17, 2017

County: Walla Walla

Agency: Walla Walla Co.

Func Cls	Project Number	PIN	STIP ID	Imp Type	Total Project Length	Environmental Type	RW Required	Begin Termini	End Termini	Total Est. Cost of Project	STIP Amend. No.
07			WA-09572	04	2.860	CE	No	1.10	3.96	3,019,785	

Mill Creek Road MP 1.10 to MP 3.96

WWV ID 401WCR14

Realign and reconstruct Mill Creek Road from MP 1.10 to MP 1.96. Extending 5 Mile Road approx. 1000-ft to its new intersection of Mill Creek Road, PE/RW done under federal project K364(004). Mill Creek Road MP 1.96 to MP 3.96-Widen shoulder and pave full width of roadway. Place edge stripe and provide clear zone. PE/RW done under federal project K364(003).

Funding

Phase	Start Date	Federal Fund Code	Federal Funds		State Fund Code	State Funds	Local Funds	Total
			Federal	Fund Code				
CN	2018			0	CRAB	1,916,000	210,953	2,126,953
CN	2020		STP(R)	772,300		0	120,532	892,832
Project Totals				772,300		1,916,000	331,485	3,019,785

Expenditure Schedule

Phase	1st	2nd	3rd	4th	5th & 6th
CN	0	2,126,953	0	892,832	0
Totals	0	2,126,953	0	892,832	0

Washington State S. T. I. P.

2017 to 2020

(Project Funds to Nearest Dollar)

MPO/RTPO: WWV

N Inside

Y Outside

November 17, 2017

County: Walla Walla

Agency: Walla Walla Co.

Func Cls	Project Number	PIN	STIP ID	Imp Type	Total Project Length	Environmental Type	RW Required	Begin Termini	End Termini	Total Est. Cost of Project	STIP Amend. No.
07	K364(003)		WA-04640	04	2.000	CE	Yes	1.96	3.96	138,121	

Mill Creek Road MP 1.96 to MP 3.96

Widen shoulders and pave full width of roadway . Place edge stripe and provide clear zone. Construction is being combined with Mill Creek Road MP 1.10 to MP 1.96 and is programmed under STIP ID WA-09572

Funding

Phase	Start Date	Federal	Fund Code	Federal Funds	State Fund Code	State Funds	Local Funds	Total
RW	2018		STP(R)	52,000		0	8,000	60,000
Project Totals				52,000		0	8,000	60,000

Expenditure Schedule

Phase	1st	2nd	3rd	4th	5th & 6th
RW	0	60,000	0	0	0
Totals	0	60,000	0	0	0

Washington State S. T. I. P.

2017 to 2020

(Project Funds to Nearest Dollar)

MPO/RTPO: WWV

N Inside

Y Outside

November 17, 2017

County: Walla Walla

Agency: Walla Walla Co.

Func Cls	Project Number	PIN	STIP ID	Imp Type	Total Project Length	Environmental Type	RW Required	Begin Termini	End Termini	Total Est. Cost of Project	STIP Amend. No.
07			WA-01832	04	1.400	CE	No	8.00	9.40	6,210,000	

Mill Creek Road MP 8.00 To MP 9.40

This project will replace Mill Creek Bridge near Scenic Loop Road and reconstruct the large drainage culvert located southwest of Mill Creek Bridge near mile post 9.0.

Funding

Phase	Start Date	Federal	Fund Code	Federal Funds	State Fund Code	State Funds	Local Funds	Total
PE	2017		WFL	50,000		0	0	50,000
CN	2017		WFL	5,350,000		0	0	5,350,000
Project Totals				5,400,000		0	0	5,400,000

Expenditure Schedule

Phase	1st	2nd	3rd	4th	5th & 6th
PE	50,000	0	0	0	0
CN	5,350,000	0	0	0	0
Totals	5,400,000	0	0	0	0

	Federal Funds	State Funds	Local Funds	Total
Agency Totals for Walla Walla Co.	7,863,750	1,916,000	2,554,862	12,334,612

Washington State S. T. I. P.

2017 to 2020

(Project Funds to Nearest Dollar)

MPO/RTPO: WWV

N Inside

Y Outside

November 17, 2017

County:

Agency: WSDOT - SC

Func Cls	Project Number	PIN	STIP ID	Imp Type	Total Project Length	Environmental Type	RW Required	Begin Termini	End Termini	Total Est. Cost of Project	STIP Amend. No.
00	9999(768)	500008T	500008T36	21		CE	No	varies	varies	41,053	17-01

15-17 SCR - Intersection Safety Implementation Program

Replace existing signs and pavement marking enhancements. This project updates signing and pavement markings at various locations throughout the region to address worn and/or non-reflective signing and pavement markings and may also update sign posts. This work will assist the traveling public with improved sign and pavement marking visibility. This record is for work in Walla Walla County as part of a region wide project.

Funding

Phase	Start Date	Federal Fund Code	Federal Funds	State Fund Code	State Funds	Local Funds	Total
CN	2017	HSIP	29,400		0	600	30,000
Project Totals			29,400		0	600	30,000

Expenditure Schedule

Phase	1st	2nd	3rd	4th	5th & 6th
ALL	30,000	0	0	0	0
Totals	30,000	0	0	0	0

Washington State S. T. I. P.

2017 to 2020

(Project Funds to Nearest Dollar)

MPO/RTPO: WWV

N Inside

Y Outside

November 17, 2017

County:

Agency: WSDOT - SC

Func Cls	Project Number	PIN	STIP ID	Imp Type	Total Project Length	Environmental Type	RW Required	Begin Termini	End Termini	Total Est. Cost of Project	STIP Amend. No.
00	9999(763)	500007S	500007S36	21		CE	No	varies	varies	7,950	17-01

15-17 SCR Region Wide Basic Safety - Signing

Replace existing deteriorating signs. This project updates signing at various locations throughout the region to address worn and/or non-reflective signing, and may also update sign posts. This work improves sign visibility for the traveling public. This record is for work in Walla Walla County as part of a region wide project.

Funding

Phase	Start Date	Federal	Fund Code	Federal Funds		State Funds	Local Funds	Total
				State Fund Code	State Funds			
CN	2017		HSIP		6,860	0	140	7,000
Project Totals					6,860	0	140	7,000

Expenditure Schedule

Phase	1st	2nd	3rd	4th	5th & 6th
ALL	7,000	0	0	0	0
Totals	7,000	0	0	0	0

Washington State S. T. I. P.

2017 to 2020

(Project Funds to Nearest Dollar)

MPO/RTPO: WWV

N Inside

Y Outside

November 17, 2017

County:

Agency: WSDOT - SC

Func Cls	Project Number	PIN	STIP ID	Imp Type	Total Project Length	Environmental Type	RW Required	Begin Termini	End Termini	Total Est. Cost of Project	STIP Amend. No.
02		501213X	501213X36	01	9.000	EA	Yes	317.16	328.16	134,100,000	

US 12/Nine Mile Hill to Frenchtown Vic - Build New Highway

Build new highway. The existing two lane section of US 12 between Nine Mile Hill and Frenchtown experiences congestion and has a history of collisions. This project will reconstruct US 12 as a four lane highway to add capacity, reduce the risk of collisions, and improve economic vitality.

Funding

Phase	Start Date	Federal	Fund Code	Federal Funds		State Funds	Local Funds	Total
					State Fund Code			
PE	2017			0	CWA	3,600,000	0	3,600,000
RW	2017			0	CWA	12,800,000	0	12,800,000
RW	2019			0	CWA	4,000,000	0	4,000,000
CN	2018			0	CWA	27,407,000	0	27,407,000
CN	2019			0	CWA	85,293,000	0	85,293,000
Project Totals				0		133,100,000	0	133,100,000

Expenditure Schedule

Phase	1st	2nd	3rd	4th	5th & 6th
ALL	8,500,000	8,207,000	74,100,000	42,250,000	43,000
Totals	8,500,000	8,207,000	74,100,000	42,250,000	43,000

Washington State S. T. I. P.

2017 to 2020

(Project Funds to Nearest Dollar)

MPO/RTPO: WWV

N Inside

Y Outside

November 17, 2017

County:

Agency: WSDOT - SC

Func Cls	Project Number	PIN	STIP ID	Imp Type	Total Project Length	Environmental Type	RW Required	Begin Termini	End Termini	Total Est. Cost of Project	STIP Amend. No.
02		501215V	501215V36	20	0.230	CE	No	338.49	338.72	1,452,489	

US 12/Walla Walla - Crawford Dr to Fraizier Dr Noise Walls

Install noise walls. This project will install noise walls in the vicinity of Crawford Drive to Fraizier Drive (north side of US 12) to reduce the highway noise for adjacent homes and properties.

Funding

Phase	Start Date	Federal	Fund Code	Federal Funds	State Fund Code	State Funds	Local Funds	Total
PE	2019		NHPP	193,744		0	8,072	201,816
Project Totals				193,744		0	8,072	201,816

Expenditure Schedule

Phase	1st	2nd	3rd	4th	5th & 6th
ALL	0	0	109,069	84,182	1,259,238
Totals	0	0	109,069	84,182	1,259,238

Washington State S. T. I. P.

2017 to 2020

(Project Funds to Nearest Dollar)

MPO/RTPO: WWV

N Inside

Y Outside

November 17, 2017

County:

Agency: WSDOT - SC

Func Cls	Project Number	PIN	STIP ID	Imp Type	Total Project Length	Environmental Type	RW Required	Begin Termini	End Termini	Total Est. Cost of Project	STIP Amend. No.
02		501203A	501203A36	01	12.990	EA	Yes	304.17	317.16	34,707,000	

US 12/Wallula to Nine Mile Hill - Build New Highway

Build new highway. The existing two lane section of US 12 between Wallula and Nine Mile Hill experiences congestion and has a history of collisions. This project will complete the four-laning of US 12 from Tri-Cities to Walla Walla adding capacity, reducing the risks of collisions, and improving economic vitality.

Funding

Phase	Start Date	Federal Funds		State Funds		Local Funds	Total
		Federal	Fund Code	State Fund Code	State Funds		
PE	2018			0	CWA	2,800,000	2,800,000
PE	2019			0	CWA	6,126,750	6,126,750
PE	2020			0	CWA	3,853,500	3,853,500
RW	2020			0	CWA	760,000	760,000
Project Totals				0		13,540,250	13,540,250

Expenditure Schedule

Phase	1st	2nd	3rd	4th	5th & 6th
ALL	0	2,800,000	6,126,750	4,613,500	21,054,750
Totals	0	2,800,000	6,126,750	4,613,500	21,054,750

Washington State S. T. I. P.

2017 to 2020

(Project Funds to Nearest Dollar)

MPO/RTPO: WWV

N Inside

Y Outside

November 17, 2017

County:

Agency: WSDOT - SC

Func Cls	Project Number	PIN	STIP ID	Imp Type	Total Project Length	Environmental Type	RW Required	Begin Termini	End Termini	Total Est. Cost of Project	STIP Amend. No.
06		573001G	573001G36	21	0.210	DCE	No	2.90	3.11	1,546,400	

US 730/3.0 Miles N of Oregon Border - Rockfall Prevention

Scale slopes, install rockfall fence, netting, bolts, barrier; Slope 551. WSDOT's geotechnical division has identified this unstable slope as a potential hazard to the traveling public based on recorded vehicle/ rock collisions and repeated call-outs to remove rocks from the roadway. This project will remove loose rocks, install rock bolts, wire mesh, concrete barrier, and flexible rockfall fence. These measures will reduce the potential for collisions by minimizing the risk of rocks reaching the roadway.

Funding

Phase	Start Date	Federal Fund Code	Federal Funds		State Fund Code	State Funds	Local Funds	Total
			Federal	Fund Code				
PE	2017	STP		116,623		0	4,859	121,482
CN	2019	STP		1,396,419		0	28,499	1,424,918
Project Totals				1,513,042		0	33,358	1,546,400

Expenditure Schedule

Phase	1st	2nd	3rd	4th	5th & 6th
ALL	10,502	53,572	56,080	1,404,396	21,851
Totals	10,502	53,572	56,080	1,404,396	21,851

Washington State S. T. I. P.

2017 to 2020

(Project Funds to Nearest Dollar)

MPO/RTPO: WWV

N Inside

Y Outside

November 17, 2017

County:

Agency: WSDOT - SC

Func Cls	Project Number	PIN	STIP ID	Imp Type	Total Project Length	Environmental Type	RW Required	Begin Termini	End Termini	Total Est. Cost of Project	STIP Amend. No.
06	0730(005)	573001H	573001H36	21	0.070	DCE	No	4.09	4.16	443,007	

US 730/4.1 Miles N of Oregon Border - Rockfall Prevention

Scale slopes, install wire mesh and bolts; Slope 549. WSDOT's geotechnical division has identified this unstable slope as a potential hazard to the traveling public based on recorded vehicle/ rock collisions and repeated call-outs to remove rocks from the roadway. This project will remove loose rocks and install rock bolts and wire mesh. These measures will reduce the potential for collisions by minimizing the risk of rocks reaching the roadway.

Funding

Phase	Start Date	Federal Fund Code	Federal Funds	State Fund Code	State Funds	Local Funds	Total
CN	2018	STP	400,292		0	8,169	408,461
Project Totals			400,292		0	8,169	408,461

Expenditure Schedule

Phase	1st	2nd	3rd	4th	5th & 6th
ALL	0	1,000	396,091	11,370	0
Totals	0	1,000	396,091	11,370	0

Washington State S. T. I. P.

2017 to 2020

(Project Funds to Nearest Dollar)

MPO/RTPO: WWV

N Inside

Y Outside

November 17, 2017

County:

Agency: WSDOT - SC

Func Cls	Project Number	PIN	STIP ID	Imp Type	Total Project Length	Environmental Type	RW Required	Begin Termini	End Termini	Total Est. Cost of Project	STIP Amend. No.
06	0730(005)	573001J	573001J36	21	0.220	DCE	No	5.05	5.27	1,049,746	

US 730/5.2 Miles N of Oregon Border - Rockfall Prevention

Scale slope, install bolts and wire mesh; Slope 546. WSDOT's geotechnical division has identified this unstable slope as a potential hazard to the traveling public based on recorded vehicle/ rock collisions and repeated call-outs to remove rocks from the roadway. This project will remove loose rocks and install rock bolts and wire mesh. These measures will reduce the potential for collisions by minimizing the risk of rocks reaching the roadway.

Funding

Phase	Start Date	Federal Fund Code	Federal Funds	State Fund Code	State Funds	Local Funds	Total
CN	2018	STP	948,526		0	19,358	967,884
Project Totals			948,526		0	19,358	967,884

Expenditure Schedule

Phase	1st	2nd	3rd	4th	5th & 6th
ALL	0	1,000	937,808	29,075	0
Totals	0	1,000	937,808	29,075	0

	Federal Funds	State Funds	Local Funds	Total
Agency Totals for WSDOT - SC	3,091,864	146,640,250	69,697	149,801,811

Washington State S. T. I. P.

2017 to 2020

(Project Funds to Nearest Dollar)

MPO/RTPO: YVCOG

Y Inside

N Outside

November 17, 2017

County: Yakima

Agency: Moxee

Func Cls	Project Number	PIN	STIP ID	Imp Type	Total Project Length	Environmental Type	RW Required	Begin Termini	End Termini	Total Est. Cost of Project	STIP Amend. No.
16	9939(023)		WA-01518	01	0.700	CE	Yes	State Route 24	Beaudry Road	5,597,500	

Morrier Lane/SR24 Intersection and Improvements

Construct a new intersection on SR 24 in alignment with Morrier Lane; construct new 3-lane roadway including pavement, curb and gutter, sidewalks, street lights, and drainage

Funding

Phase	Start Date	Federal	Fund Code	Federal Funds	State Fund Code	State Funds	Local Funds	Total
CN	2017		STP(US)	1,612,667		0	251,688	1,864,355
CN	2018		STP(US)	1,428,673		0	222,972	1,651,645
Project Totals				3,041,340		0	474,660	3,516,000

Expenditure Schedule

Phase	1st	2nd	3rd	4th	5th & 6th
CN	1,864,355	1,651,645	0	0	0
Totals	1,864,355	1,651,645	0	0	0

	Federal Funds	State Funds	Local Funds	Total
Agency Totals for Moxee	3,041,340	0	474,660	3,516,000

Washington State S. T. I. P.

2017 to 2020

(Project Funds to Nearest Dollar)

MPO/RTPO: YVCOG

Y Inside

N Outside

November 17, 2017

County: Yakima

Agency: Selah

Func Cls	Project Number	PIN	STIP ID	Imp Type	Total Project Length	Environmental Type	RW Required	Begin Termini	End Termini	Total Est. Cost of Project	STIP Amend. No.
00			WA-08891	23		CE	No	Selah Avenue	Park Avenue	379,580	17-07

Civic Center Park & Ride Lot Improvements

Pave existing gravel park and ride lot, including sidewalk, storm drainage improvements, and illumination.

Funding

Phase	Start Date	Federal	Fund Code	Federal Funds		State Fund Code	State Funds	Local Funds	Total
PE	2017		CMAQ	26,120			0	4,080	30,200
CN	2018		CMAQ	302,180			0	47,200	349,380
Project Totals				328,300			0	51,280	379,580

Expenditure Schedule

Phase	1st	2nd	3rd	4th	5th & 6th
PE	30,200	0	0	0	0
CN	0	349,380	0	0	0
Totals	30,200	349,380	0	0	0

Washington State S. T. I. P.

2017 to 2020

(Project Funds to Nearest Dollar)

MPO/RTPO: YVCOG

Y Inside

N Outside

November 17, 2017

County: Yakima

Agency: Selah

Func Cls	Project Number	PIN	STIP ID	Imp Type	Total Project Length	Environmental Type	RW Required	Begin Termini	End Termini	Total Est. Cost of Project	STIP Amend. No.
17	4710(001)		WA-00185	03	0.400	CE	Yes	North First Street	North Wenas Road	1,773,100	

EAST GOODLANDER ROAD

Reconstruct and widen existing two lanes to add a turn lane. Phase 2 of this project to be funded when STP(U) funds become available.
Construct sidewalks, curb and gutter, storm drainage, street lights, and update traffic signals.

Funding

Phase	Start Date	Federal	Fund Code	Federal Funds	State Fund Code	State Funds	Local Funds	Total
CN	2019		STP(US)	1,146,817		0	178,983	1,325,800
Project Totals				1,146,817		0	178,983	1,325,800

Expenditure Schedule

Phase	1st	2nd	3rd	4th	5th & 6th
CN	0	0	1,325,800	0	0
Totals	0	0	1,325,800	0	0

	Federal Funds	State Funds	Local Funds	Total
Agency Totals for Selah	1,475,117	0	230,263	1,705,380

Washington State S. T. I. P.

2017 to 2020

(Project Funds to Nearest Dollar)

MPO/RTPO: YVCOG

Y Inside

N Outside

November 17, 2017

County: Yakima

Agency: Union Gap

Func Cls	Project Number	PIN	STIP ID	Imp Type	Total Project Length	Environmental Type	RW Required	Begin Termini	End Termini	Total Est. Cost of Project	STIP Amend. No.
14	4579(012)		UG07	03	0.400	CE	Yes	2ND STREET	WEST FRANKLIN STREET	2,768,144	

MAIN STREET RECONSTRUCTION-PHASE I

RECONSTRUCT EXISTING 4 LANE ROADWAY TO A 5 LANE SECTION WITH CENTER TWO-WAY LANE, BY REMOVAL OF EXISTING ASPHALT OVERLAY AND EXISTING CEMENT CONC PAVEMENT, CURB & GUTTER. CONSTRUCT NEW WIDENED AREA; NEW CURB & GUTTER, SIDEWALKS; STORM DRAINAGE; ILLUMINATION; TRAFFIC SIGNAL, AND HMA PAVEMENT.

Funding

Phase	Start Date	Federal	Fund Code	Federal Funds		State Funds	Local Funds	Total
				State Fund Code	State Funds			
RW	2019		STP(US)	100,647		0	15,708	116,355
CN	2019		STP(US)	1,860,462		0	290,361	2,150,823
CN	2020		STP(US)	170,895		0	26,671	197,566
Project Totals				2,132,004		0	332,740	2,464,744

Expenditure Schedule

Phase	1st	2nd	3rd	4th	5th & 6th
RW	0	0	116,335	0	0
CN	0	0	2,150,823	197,566	0
Totals	0	0	2,267,158	197,566	0

Washington State S. T. I. P.

2017 to 2020

(Project Funds to Nearest Dollar)

MPO/RTPO: YVCOG

Y Inside

N Outside

November 17, 2017

County: Yakima

Agency: Union Gap

Func Cls	Project Number	PIN	STIP ID	Imp Type	Total Project Length	Environmental Type	RW Required	Begin Termini	End Termini	Total Est. Cost of Project	STIP Amend. No.
07	SR17(002)		WA-09054	28	1.100		Yes	Mead Avenue	18th Street	879,170	17-10

Martin Luther King School Sidewalk and Safety Improvements

Construct new curb and gutter, sidewalks, pavement markings, ADA curb ramps, and related improvements.

Funding

Phase	Start Date	Federal	Fund Code	Federal Funds		State Funds	Local Funds	Total
				State Fund Code				
PE	2017			0	SRTS	102,290	0	102,290
RW	2017			0		0	30,000	30,000
CN	2018			0	SRTS	725,880	21,000	746,880
Project Totals				0		828,170	51,000	879,170

Expenditure Schedule

Phase	1st	2nd	3rd	4th	5th & 6th
PE	102,290	0	0	0	0
RW	30,000	0	0	0	0
CN	0	746,880	0	0	0
Totals	132,290	746,880	0	0	0

Washington State S. T. I. P.

2017 to 2020

(Project Funds to Nearest Dollar)

MPO/RTPO: YVCOG

Y Inside

N Outside

November 17, 2017

County: Yakima

Agency: Union Gap

Func Cls	Project Number	PIN	STIP ID	Imp Type	Total Project Length	Environmental Type	RW Required	Begin Termini	End Termini	Total Est. Cost of Project	STIP Amend. No.
14	4554(005)		WA-09760	01	0.200	CE	No	Valley Mall Blvd & Goodman Road	Longfibre Road	440,985	17-01

VALLEY MALL BOULEVARD / GOODMAN ROAD TRAFFIC SIGNAL
 INSTALL NEW TRAFFIC SIGNAL, CURB, GUTTER, AND SIDEWALK.

Funding

Phase	Start Date	Federal	Fund Code	Federal Funds	State Fund Code	State Funds	Local Funds	Total
CN	2017		CMAQ	347,485		0	47,000	394,485
Project Totals				347,485		0	47,000	394,485

Expenditure Schedule

Phase	1st	2nd	3rd	4th	5th & 6th
CN	394,485	0	0	0	0
Totals	394,485	0	0	0	0

Washington State S. T. I. P.

2017 to 2020

(Project Funds to Nearest Dollar)

MPO/RTPO: YVCOG

Y Inside

N Outside

November 17, 2017

County: Yakima

Agency: Union Gap

Func Cls	Project Number	PIN	STIP ID	Imp Type	Total Project Length	Environmental Type	RW Required	Begin Termini	End Termini	Total Est. Cost of Project	STIP Amend. No.
14			WA-10730	05	1.430	CE	No	3rd Avenue	4th Street	2,375,360	17-09

Valley Mall Boulevard Resurfacing

Grind and overlay existing roadway including, paving fabric, HMA, new striping, and installation of signal detection loops.

Funding

Phase	Start Date	Federal	Fund Code	Federal Funds		State Funds	Local Funds	Total
				Federal	State Fund Code			
PE	2017		NHPP	230,944		0	57,736	288,680
CN	2018		NHPP	1,669,344		0	417,336	2,086,680
Project Totals				1,900,288		0	475,072	2,375,360

Expenditure Schedule

Phase	1st	2nd	3rd	4th	5th & 6th
PE	288,680	0	0	0	0
CN	0	2,086,680	0	0	0
Totals	288,680	2,086,680	0	0	0

Federal Funds				State Funds	Local Funds	Total
Agency Totals for Union Gap				828,170	905,812	6,113,759

Washington State S. T. I. P.

2017 to 2020

(Project Funds to Nearest Dollar)

MPO/RTPO: YVCOG

Y Inside

N Outside

November 17, 2017

County:

Agency: WSDOT - SC

Func Cls	Project Number	PIN	STIP ID	Imp Type	Total Project Length	Environmental Type	RW Required	Begin Termini	End Termini	Total Est. Cost of Project	STIP Amend. No.
00		BPYVCOG	BPYVCOG	06		CE	No	Varies	Varies	24,506,985	

Asphalt/Chip Seal Preservation Yakima Valley Conference of Governments

Asphalt/Chip Seal Preservation within the limits of Yakima Valley Conference of Governments MPO and RTPO. Resurface the roadway with chip seal or hot mix asphalt to preserve the structural integrity of the roadway and extend the service life of the pavement. This record is for chip seal/asphalt paving projects within Yakima county. For a list of included projects, go to www.wsdot.wa.gov/projects/search.

Washington State S. T. I. P.

2017 to 2020

(Project Funds to Nearest Dollar)

MPO/RTPO: YVCOG

Y Inside

N Outside

November 17, 2017

County:

Agency: WSDOT - SC

Funding

Phase	Start Date	Federal	Fund Code	Federal Funds	State Fund Code	State Funds	Local Funds	Total
PE	2017		STP	91,039		0	5,619	96,658
PE	2017		NHPP	49,430		0	0	49,430
PE	2018		STP	160,366		0	18,886	179,252
PE	2018		NHPP	311,794		0	0	311,794
PE	2019		NHPP	297,391		0	11,896	309,287
PE	2020		STP	22,688		0	908	23,596
CN	2017		NHPP	2,061,860		0	135,296	2,197,156
CN	2017		STP	4,702,941		0	0	4,702,941
CN	2018		STP	824,879		0	29,881	854,760
CN	2018		NHPP	669,155		0	0	669,155
CN	2019		STP	2,733,612		0	96,771	2,830,383
CN	2019		NHPP	2,104,943		0	0	2,104,943
CN	2020		NHPP	5,353,203		0	107,064	5,460,267
Project Totals				19,383,301		0	406,321	19,789,622

Expenditure Schedule

Phase	1st	2nd	3rd	4th	5th & 6th
ALL	7,046,185	2,014,961	5,244,613	5,483,863	4,717,363
Totals	7,046,185	2,014,961	5,244,613	5,483,863	4,717,363

Washington State S. T. I. P.

2017 to 2020

(Project Funds to Nearest Dollar)

MPO/RTPO: YVCOG

Y Inside

N Outside

November 17, 2017

County:

Agency: WSDOT - SC

Func Cls	Project Number	PIN	STIP ID	Imp Type	Total Project Length	Environmental Type	RW Required	Begin Termini	End Termini	Total Est. Cost of Project	STIP Amend. No.
01		508209U	508209U39	03	1.000	CE	Yes	37.50	38.50	34,400,000	

I-82/South Union Gap Interchange - Construct Ramps

Construct interchange ramps. The I-82 South Union Gap interchange is currently a partial interchange with only a westbound off-ramp and an eastbound on-ramp. This project will complete the interchange by constructing a westbound on-ramp and eastbound off-ramp to provide full access to South Union Gap.

Funding

Phase	Start Date	Federal Fund Code	Federal Funds		Total		
			State Fund Code	State Funds		Local Funds	
PE	2017		0	CWA	2,700,000	0	2,700,000
RW	2017		0	CWA	500,000	0	500,000
CN	2018		0	CWA	31,200,000	0	31,200,000
Project Totals			0		34,400,000	0	34,400,000

Expenditure Schedule

Phase	1st	2nd	3rd	4th	5th & 6th
ALL	961,737	2,188,263	17,650,000	13,420,000	180,000
Totals	961,737	2,188,263	17,650,000	13,420,000	180,000

Washington State S. T. I. P.

2017 to 2020

(Project Funds to Nearest Dollar)

MPO/RTPO: YVCOG

Y Inside

N Outside

November 17, 2017

County:

Agency: WSDOT - SC

Func Cls	Project Number	PIN	STIP ID	Imp Type	Total Project Length	Environmental Type	RW Required	Begin Termini	End Termini	Total Est. Cost of Project	STIP Amend. No.
02		582301Y	582301Y39	21	1.200	CE	No	1.54	2.74	272,692	17-08

SR 823/E Naches Ave to N Wenas Rd Wye - ADA Compliance

Upgrade existing curb ramps to meet ADA Compliance. Pedestrian ADA curb ramps at various intersections on SR 823 in the city of Selah do not fully meet ADA standards. This project will upgrade the curb ramps to meet current standards, improving accessibility for all pedestrians.

Funding

Phase	Start Date	Federal	Fund Code	Federal Funds		State Fund Code	State Funds	Local Funds	Total
PE	2017		NHPP	29,102			0	1,213	30,315
CN	2018		NHPP	237,530			0	4,847	242,377
Project Totals				266,632			0	6,060	272,692

Expenditure Schedule

Phase	1st	2nd	3rd	4th	5th & 6th
ALL	20,000	252,692	0	0	0
Totals	20,000	252,692	0	0	0

Washington State S. T. I. P.

2017 to 2020

(Project Funds to Nearest Dollar)

MPO/RTPO: YVCOG

Y Inside

N Outside

November 17, 2017

County:

Agency: WSDOT - SC

Func Cls	Project Number	PIN	STIP ID	Imp Type	Total Project Length	Environmental Type	RW Required	Begin Termini	End Termini	Total Est. Cost of Project	STIP Amend. No.
02		582301X	582301X39	21	0.420	CE	No	0.67	1.09	69,309	

SR 823/Eleventh Ave to E Fifth Ave Vic - ADA Compliance

Upgrade existing curb ramps to meet ADA Compliance. Pedestrian ADA curb ramps at various intersections on SR 823 in the city of Selah do not fully meet ADA standards. This project will upgrade the curb ramps to meet current standards, improving accessibility for all pedestrian.

Funding

Phase	Start Date	Federal	Fund Code	Federal Funds		State Fund Code	State Funds	Local Funds	Total
PE	2018		NHPP	7,359			0	306	7,665
CN	2019		NHPP	60,411			0	1,233	61,644
Project Totals				67,770			0	1,539	69,309

Expenditure Schedule

Phase	1st	2nd	3rd	4th	5th & 6th
ALL	0	5,137	57,414	6,758	0
Totals	0	5,137	57,414	6,758	0

Washington State S. T. I. P.

2017 to 2020

(Project Funds to Nearest Dollar)

MPO/RTPO: YVCOG

Y Inside

N Outside

November 17, 2017

County:

Agency: WSDOT - SC

Func Cls	Project Number	PIN	STIP ID	Imp Type	Total Project Length	Environmental Type	RW Required	Begin Termini	End Termini	Total Est. Cost of Project	STIP Amend. No.
02		501205X	501205X39	40	0.060	CE	No	198.66	198.72	3,313,925	

US 12/Naches River Nelson Bridge EB - Bridge Painting

Paint Bridge 12/328S. The existing steel surfaces are in need of cleaning and painting to preserve the structural integrity of this bridge located near Yakima. Cleaning and painting the steel surfaces will preserve the bridge and maintain the safety of the highway.

Funding

Phase	Start Date	Federal	Fund Code	Federal Funds	State Fund Code	State Funds	Local Funds	Total
CN	2017			0	CWA	2,997,714	0	2,997,714
Project Totals				0		2,997,714	0	2,997,714

Expenditure Schedule

Phase	1st	2nd	3rd	4th	5th & 6th
ALL	0	2,465,318	532,396	0	0
Totals	0	2,465,318	532,396	0	0

Washington State S. T. I. P.

2017 to 2020

(Project Funds to Nearest Dollar)

MPO/RTPO: YVCOG

Y Inside

N Outside

November 17, 2017

County:

Agency: WSDOT - SC

Func Cls	Project Number	PIN	STIP ID	Imp Type	Total Project Length	Environmental Type	RW Required	Begin Termini	End Termini	Total Est. Cost of Project	STIP Amend. No.
02		501205Y	501205Y39	40	0.060	CE	No	198.66	198.72	3,416,314	

US 12/Naches River Nelson Bridge WB - Bridge Painting

Paint Bridge 12/328N. The existing steel surfaces are in need of cleaning and painting to preserve the structural integrity of this bridge located near Yakima. Cleaning and painting the steel surfaces will preserve the bridge and maintain the safety of the highway.

Funding

Phase	Start Date	Federal	Fund Code	Federal Funds	State Fund Code	State Funds	Local Funds	Total
CN	2017			0	CWA	3,093,105	0	3,093,105
Project Totals				0		3,093,105	0	3,093,105

Expenditure Schedule

Phase	1st	2nd	3rd	4th	5th & 6th
ALL	0	2,543,767	549,338	0	0
Totals	0	2,543,767	549,338	0	0

Washington State S. T. I. P.

2017 to 2020

(Project Funds to Nearest Dollar)

MPO/RTPO: YVCOG

Y Inside

N Outside

November 17, 2017

County:

Agency: WSDOT - SC

Func Cls	Project Number	PIN	STIP ID	Imp Type	Total Project Length	Environmental Type	RW Required	Begin Termini	End Termini	Total Est. Cost of Project	STIP Amend. No.
02		501217H	501217H39	14	4.990	CE	No	197.76	202.75	293,340	17-01

US 12/Old Naches Highway Vic to I-82 - Repair Bridge Joint Headers

Joint header repair on 12/331N, 12/342N, 12/348N, 12/348S, & 12/350. The existing bridge joint headers on several bridges within this section of US 12 are deteriorated and in need of repair. This project will repair the headers to preserve the bridge joints and provide a smoother ride for drivers.

Funding

Phase	Start Date	Federal Fund Code	Federal Funds		State Fund Code	State Funds	Local Funds	Total
CN	2017	NHPP		287,473		0	5,867	293,340
Project Totals				287,473		0	5,867	293,340

Expenditure Schedule

Phase	1st	2nd	3rd	4th	5th & 6th
ALL	293,340	0	0	0	0
Totals	293,340	0	0	0	0

Agency Totals for WSDOT - SC	Federal Funds		State Funds	Local Funds	Total
	20,005,176		40,490,819	419,787	60,915,782

Washington State S. T. I. P.

2017 to 2020

(Project Funds to Nearest Dollar)

MPO/RTPO: YVCOG

Y Inside

N Outside

November 17, 2017

County: Yakima

Agency: Yakima

Func Cls	Project Number	PIN	STIP ID	Imp Type	Total Project Length	Environmental Type	RW Required	Begin Termini	End Termini	Total Est. Cost of Project	STIP Amend. No.
14			YAK44	21	0.030	CE	Yes	River Road	Fruitvale Boulevard	1,012,898	17-04

34th Avenue & Fruitvale Boulevard, and 34th Avenue and River Road Roundabouts

Improve the intersections of N. 34th Avenue & Fruitvale Boulevard, and N. 34th Avenue and River Road by installing roundabouts.

Funding

Phase	Start Date	Federal	Fund Code	Federal Funds		State Funds	Local Funds	Total
				Federal	State Fund Code			
PE	2017		HSIP	105,300		0	11,700	117,000
RW	2017		HSIP	18,000		0	2,000	20,000
CN	2018		HSIP	788,308		0	87,590	875,898
Project Totals				911,608		0	101,290	1,012,898

Expenditure Schedule

Phase	1st	2nd	3rd	4th	5th & 6th
PE	117,000	0	0	0	0
RW	20,000	0	0	0	0
CN	0	875,898	0	0	0
Totals	137,000	875,898	0	0	0

Washington State S. T. I. P.

2017 to 2020

(Project Funds to Nearest Dollar)

MPO/RTPO: YVCOG

Y Inside

N Outside

November 17, 2017

County: Yakima

Agency: Yakima

Func Cls	Project Number	PIN	STIP ID	Imp Type	Total Project Length	Environmental Type	RW Required	Begin Termini	End Termini	Total Est. Cost of Project	STIP Amend. No.
14	4566(007)		2143	03		CE	Yes	E Nob Hill Blvd	Fair Ave	1,987,043	17-10

E Nob Hill Blvd & Fair Ave I/S Improvements

Widen Nob Hill Boulevard through the intersection, construct left-turn lane, curb, gutter, sidewalk, street lighting and drainage. Upgrade signal, including mast arm structures.

Funding

Phase	Start Date	Federal	Fund Code	Federal Funds	State Fund Code	State Funds	Local Funds	Total
RW	2017			0	OTHER	190,000	30,000	220,000
Project Totals				0		190,000	30,000	220,000

Expenditure Schedule

Phase	1st	2nd	3rd	4th	5th & 6th
RW	220,000	0	0	0	0
Totals	220,000	0	0	0	0

Washington State S. T. I. P.

2017 to 2020

(Project Funds to Nearest Dollar)

MPO/RTPO: YVCOG

Y Inside

N Outside

November 17, 2017

County: Yakima

Agency: Yakima

Func Cls	Project Number	PIN	STIP ID	Imp Type	Total Project Length	Environmental Type	RW Required	Begin Termini	End Termini	Total Est. Cost of Project	STIP Amend. No.
14	4579(011)		YAK64	31	0.420	CE	No	'N' Street	SR 12	3,478,970	

North 1st Street Revitalization

Improve North 1st Street by rehabilitating the pavement and lane markings, removing on-street parking, enhancing street and pedestrian lighting, constructing median islands and installing various pedestrian and decorative elements.

Funding

Phase	Start Date	Federal	Fund Code	Federal Funds		State Fund Code	State Funds	Local Funds	Total
CN	2018		STP(US)	2,088,447			0	325,943	2,414,390
CN	2019		STP(US)	409,194			0	63,863	473,057
Project Totals				2,497,641			0	389,806	2,887,447

Expenditure Schedule

Phase	1st	2nd	3rd	4th	5th & 6th
CN	0	2,414,390	473,057	0	0
Totals	0	2,414,390	473,057	0	0

Washington State S. T. I. P.

2017 to 2020

(Project Funds to Nearest Dollar)

MPO/RTPO: YVCOG

Y Inside

N Outside

November 17, 2017

County: Yakima

Agency: Yakima

Func Cls	Project Number	PIN	STIP ID	Imp Type	Total Project Length	Environmental Type	RW Required	Begin Termini	End Termini	Total Est. Cost of Project	STIP Amend. No.
00			YAK72	05	3.500	CE	No	N. 16th Avenue	N. 6th Avenue	448,185	

Northside Alley Paver

Pave the east/west gravel alleys between Folsom Avenue and Fruitvale Boulevard from 16th Avenue to 6th Avenue

Funding

Phase	Start Date	Federal	Fund Code	Federal Funds		State Fund Code	State Funds	Local Funds	Total
CN	2017		CMAQ	354,650			0	55,350	410,000
Project Totals				354,650			0	55,350	410,000

Expenditure Schedule

Phase	1st	2nd	3rd	4th	5th & 6th
CN	410,000	0	0	0	0
Totals	410,000	0	0	0	0

Washington State S. T. I. P.

2017 to 2020

(Project Funds to Nearest Dollar)

MPO/RTPO: YVCOG

Y Inside

N Outside

November 17, 2017

County: Yakima

Agency: Yakima

Func Cls	Project Number	PIN	STIP ID	Imp Type	Total Project Length	Environmental Type	RW Required	Begin Termini	End Termini	Total Est. Cost of Project	STIP Amend. No.
17	4660(002)		YAK75	28	0.600	CE	No	Cowiche Canyon Road	Mobile Home Park	275,000	

Powerhouse Road Sidewalk

This project will widen the westbound lane to provide a shared bike lane, and construct curb, gutter and sidewalk on the north side of the road.

Funding

Phase	Start Date	Federal Fund Code	Federal Funds		State Fund Code	State Funds	Local Funds	Total
			Federal	Fund Code				
CN	2017	TAP(US)	245,000			0	0	245,000
Project Totals			245,000			0	0	245,000

Expenditure Schedule

Phase	1st	2nd	3rd	4th	5th & 6th
CN	245,000	0	0	0	0
Totals	245,000	0	0	0	0

Washington State S. T. I. P.

2017 to 2020

(Project Funds to Nearest Dollar)

MPO/RTPO: YVCOG

Y Inside

N Outside

November 17, 2017

County: Yakima

Agency: Yakima

Func Cls	Project Number	PIN	STIP ID	Imp Type	Total Project Length	Environmental Type	RW Required	Begin Termini	End Termini	Total Est. Cost of Project	STIP Amend. No.
14			YAK76	33	0.020	CE	No	Yakima Avenue	6th Avenue	61,951	

Yakima Valley Transportation Company Preservation

Remove and replace a portion of the existing trolley rail in the vicinity of the intersection of 6th Avenue and Yakima Avenue.

Funding

Phase	Start Date	Federal	Fund Code	Federal Funds		State Funds	Local Funds	Total
				Federal Funds	State Fund Code			
CN	2017		STP(E)	51,951		0	0	51,951
Project Totals				51,951		0	0	51,951

Expenditure Schedule

Phase	1st	2nd	3rd	4th	5th & 6th
CN	51,951	0	0	0	0
Totals	51,951	0	0	0	0

Federal Funds				State Funds	Local Funds	Total
Agency Totals for Yakima				190,000	576,446	4,827,296

Washington State S. T. I. P.

2017 to 2020

(Project Funds to Nearest Dollar)

MPO/RTPO: YVCOG

Y Inside

N Outside

November 17, 2017

County: Yakima

Agency: Yakima Co.

Func Cls	Project Number	PIN	STIP ID	Imp Type	Total Project Length	Environmental Type	RW Required	Begin Termini	End Termini	Total Est. Cost of Project	STIP Amend. No.
00			YaCo-CMAQ1	44	0.010	CE	No	N/A	N/A	284,290	17-01

PM 10 Compliant Street Sweeper

Purchase compliant street sweeper to augment county's dust abatement program

Funding

Phase	Start Date	Federal Fund Code	Federal Funds		State Fund Code	State Funds	Local Funds	Total
			Federal	Fund Code				
CN	2017	CMAQ	245,910			0	38,380	284,290
Project Totals			245,910			0	38,380	284,290

Expenditure Schedule

Phase	1st	2nd	3rd	4th	5th & 6th
CN	284,290	0	0	0	0
Totals	284,290	0	0	0	0

Agency Totals for Yakima Co.	Federal Funds		State Funds	Local Funds	Total
	Federal	Fund Code			
	245,910		0	38,380	284,290

Washington State S. T. I. P.

2017 to 2020

(Project Funds to Nearest Dollar)

MPO/RTPO: YVCOG

Y Inside

N Outside

November 17, 2017

County: Yakima

Agency: Yakima Transit

Func Cls	Project Number	PIN	STIP ID	Imp Type	Total Project Length	Environmental Type	RW Required	Begin Termini	End Termini	Total Est. Cost of Project	STIP Amend. No.
00			Trans14-16	23		CE	No	N/A	N/A	4,600,000	17-09

Annual FTA Operating Assistance - FY2017 5307 Transit Operating Grant - Fixed Route

FY 2017 Transit Operating Grant-Fixed routes

Funding

Phase	Start Date	Federal Fund Code	Federal Funds		State Fund Code	State Funds	Local Funds	Total
			Federal	Fund Code				
ALL	2017	5307		2,268,868		0	2,268,868	4,537,736
Project Totals				2,268,868		0	2,268,868	4,537,736

Expenditure Schedule

Phase	1st	2nd	3rd	4th	5th & 6th
ALL	2,268,868	0	0	0	0
Totals	2,268,868	0	0	0	0

Washington State S. T. I. P.

2017 to 2020

(Project Funds to Nearest Dollar)

MPO/RTPO: YVCOG

Y Inside

N Outside

November 17, 2017

County: Yakima

Agency: Yakima Transit

Func Cls	Project Number	PIN	STIP ID	Imp Type	Total Project Length	Environmental Type	RW Required	Begin Termini	End Termini	Total Est. Cost of Project	STIP Amend. No.
00			YT-IT17-19	23		CE	No	N/A	N/A	400,000	17-09

IT/Equipment Updates - Fixed Route Buses

IT and Equipment Upgrades for Yakima Transit's Fixed Route Services.

Funding

Phase	Start Date	Federal	Fund Code	Federal Funds		State Fund Code	State Funds	Local Funds	Total
ALL	2017		5339	250,000			0	150,000	400,000
Project Totals				250,000			0	150,000	400,000

Expenditure Schedule

Phase	1st	2nd	3rd	4th	5th & 6th
ALL	100,000	150,000	150,000	0	0
Totals	100,000	150,000	150,000	0	0

Washington State S. T. I. P.

2017 to 2020

(Project Funds to Nearest Dollar)

MPO/RTPO: YVCOG

Y Inside

N Outside

November 17, 2017

County: Yakima

Agency: Yakima Transit

Func Cls	Project Number	PIN	STIP ID	Imp Type	Total Project Length	Environmental Type	RW Required	Begin Termini	End Termini	Total Est. Cost of Project	STIP Amend. No.
00			PTOPS17-19	23		CE	No	N/A	N/A	4,200,000	17-09

Paratransit Operations Assistance

Yakima Transit receives bi-annual support for Paratransit (Dial-A-Ride) Operations

Funding

Phase	Start Date	Federal	Fund Code	Federal Funds		State Funds	Local Funds	Total
				Federal Funds	State Fund Code			
ALL	2017			0	WSDOT	300,000	3,900,000	4,200,000
Project Totals				0		300,000	3,900,000	4,200,000

Expenditure Schedule

Phase	1st	2nd	3rd	4th	5th & 6th
ALL	1,375,000	1,450,000	1,375,000	0	0
Totals	1,375,000	1,450,000	1,375,000	0	0

Washington State S. T. I. P.

2017 to 2020

(Project Funds to Nearest Dollar)

MPO/RTPO: YVCOG

Y Inside

N Outside

November 17, 2017

County: Yakima

Agency: Yakima Transit

Func CIs	Project Number	PIN	STIP ID	Imp Type	Total Project Length	Environmental Type	RW Required	Begin Termini	End Termini	Total Est. Cost of Project	STIP Amend. No.
00			Trans 7-16	23		CE	No	N/A	N/A	184,000	17-09

Street Asset Amenities-

Twenty (20) new Passenger Shelters (with benches and signage).

Funding

Phase	Start Date	Federal	Fund Code	Federal Funds		State Funds	Local Funds	Total
				Federal Funds	State Fund Code			
ALL	2017			0	WSDOT	152,000	32,000	184,000
Project Totals				0		152,000	32,000	184,000

Expenditure Schedule

Phase	1st	2nd	3rd	4th	5th & 6th
ALL	92,000	92,000	0	0	0
Totals	92,000	92,000	0	0	0

Washington State S. T. I. P.

2017 to 2020

(Project Funds to Nearest Dollar)

MPO/RTPO: YVCOG

Y Inside

N Outside

November 17, 2017

County: Yakima

Agency: Yakima Transit

Func Cls	Project Number	PIN	STIP ID	Imp Type	Total Project Length	Environmental Type	RW Required	Begin Termini	End Termini	Total Est. Cost of Project	STIP Amend. No.
00			EComm17-19	23		CE	No	N/A	N/A	1,041,252	17-09

Yakima-Ellensburg Commuter 2017-2019

14- one way trips during peak, 12 during off peak 2017-2019

Funding

Phase	Start Date	Federal	Fund Code	Federal Funds		State Funds	Local Funds	Total
				Federal Funds	State Fund Code			
ALL	2017		5311	435,811	WSDOT	41,252	564,189	1,041,252
Project Totals				435,811		41,252	564,189	1,041,252

Expenditure Schedule

Phase	1st	2nd	3rd	4th	5th & 6th
ALL	500,000	525,000	525,000	0	0
Totals	500,000	525,000	525,000	0	0

Agency Totals for Yakima Transit	Federal Funds		State Funds	Local Funds	Total
	Federal Funds	State Funds			
	2,954,679	493,252	6,915,057	10,362,988	

Washington State S. T. I. P.

2017 to 2020

(Project Funds to Nearest Dollar)

MPO/RTPO: YVCOG

N Inside

Y Outside

November 17, 2017

County: Yakima

Agency: Sunnyside

Func Cls	Project Number	PIN	STIP ID	Imp Type	Total Project Length	Environmental Type	RW Required	Begin Termini	End Termini	Total Est. Cost of Project	STIP Amend. No.
16			SS-EDPH1	04	0.150	CE	No	7th Street	9th Street	496,900	17-06

E Edison Ave. Improvements

Reconstruct sidewalks including excavation, gravel surfacing, hot mix asphalt, curb and gutter, storm drainage improvements, landscaping, irrigation, and illumination.

Funding

Phase	Start Date	Federal	Fund Code	Federal Funds		State Funds	Local Funds	Total
				Federal	State Fund Code			
PE	2017			0	TIB	17,820	43,680	61,500
CN	2017		TAP(US)	264,625	TIB	136,620	34,155	435,400
Project Totals				264,625		154,440	77,835	496,900

Expenditure Schedule

Phase	1st	2nd	3rd	4th	5th & 6th
PE	61,500	0	0	0	0
CN	435,400	0	0	0	0
Totals	496,900	0	0	0	0

Agency Totals for Sunnyside	Federal Funds		State Funds	Local Funds	Total
	Federal	State Fund Code			
	264,625		154,440	77,835	496,900

Washington State S. T. I. P.

2017 to 2020

(Project Funds to Nearest Dollar)

MPO/RTPO: YVCOG

N Inside

Y Outside

November 17, 2017

County: Yakima

Agency: Tieton

Func Cls	Project Number	PIN	STIP ID	Imp Type	Total Project Length	Environmental Type	RW Required	Begin Termini	End Termini	Total Est. Cost of Project	STIP Amend. No.
08			WA-08228	28	0.070	CE	No	Elm Street	Alley (e. of Maple)	293,685	17-02

Wisconsin Avenue Downtown Sidewalk Improvements

Construct sidewalk including bulb-outs at intersections, storm drainage facilities, ADA curb ramps, and light pole bases.

Funding

Phase	Start Date	Federal	Fund Code	Federal Funds		State Funds	Local Funds	Total
				Federal	State Fund Code			
PE	2017		TAP(R)	41,850		0	0	41,850
CN	2018		TAP(R)	241,835		0	10,000	251,835
Project Totals				283,685		0	10,000	293,685

Expenditure Schedule

Phase	1st	2nd	3rd	4th	5th & 6th
PE	41,850	0	0	0	0
CN	0	251,835	0	0	0
Totals	41,850	251,835	0	0	0

Federal Funds				State Funds	Local Funds	Total
Agency Totals for Tieton				0	10,000	293,685

Washington State S. T. I. P.

2017 to 2020

(Project Funds to Nearest Dollar)

MPO/RTPO: YVCOG

N Inside

Y Outside

November 17, 2017

County: Yakima

Agency: Toppenish

Func Cls	Project Number	PIN	STIP ID	Imp Type	Total Project Length	Environmental Type	RW Required	Begin Termini	End Termini	Total Est. Cost of Project	STIP Amend. No.
17	6417(001)		TOP 5	04	0.840	CE	Yes	N. "F" St to N. "L" St	Elm St to Zillah Ave	2,157,901	

Lincoln Ave/Dayton Ave/Beech St Improvements

Lincoln Avenue: Construct new sidewalk, curb and gutter, and illumination. Dayton Avenue and Beech Street: Widen and construct new 40'-44' wide roadway section, new curb and gutter, sidewalk, storm drainage, and illumination.

Funding

Phase	Start Date	Federal Fund Code	Federal Funds	State Fund Code	State Funds	Local Funds	Total
RW	2020	STP(US)	35,450		0	5,533	40,983
CN	2020	STP(US)	1,639,450		0	255,868	1,895,318
Project Totals			1,674,900		0	261,401	1,936,301

Expenditure Schedule

Phase	1st	2nd	3rd	4th	5th & 6th
RW	0	0	0	40,983	0
CN	0	0	0	1,895,318	0
Totals	0	0	0	1,936,301	0

	Federal Funds	State Funds	Local Funds	Total
Agency Totals for Toppenish	1,674,900	0	261,401	1,936,301

Washington State S. T. I. P.

2017 to 2020

(Project Funds to Nearest Dollar)

MPO/RTPO: YVCOG

N Inside

Y Outside

November 17, 2017

County:

Agency: WSDOT - HQS M&O

Func Cls	Project Number	PIN	STIP ID	Imp Type	Total Project Length	Environmental Type	RW Required	Begin Termini	End Termini	Total Est. Cost of Project	STIP Amend. No.
01	0082(011)	008200E	008200E	44	0.010	CE	No	22.26	22.27	399,134	17-10

I-82/Selah Creek EB SRA - Water System Improvements Phase 2

The rest area has been closed occasionally due to the well running dry because of a lowering water table. Improve the water system by extending the depth of the existing well. This will reduce the chance of rest area closures during periods of heavy use.

Funding

Phase	Start Date	Federal	Fund Code	Federal Funds	State Fund Code	State Funds	Local Funds	Total
CN	2017		NHPP	343,132		0	7,002	350,134
Project Totals				343,132		0	7,002	350,134

Expenditure Schedule

Phase	1st	2nd	3rd	4th	5th & 6th
CN	350,136	0	0	0	0
Totals	350,136	0	0	0	0

	Federal Funds	State Funds	Local Funds	Total
Agency Totals for WSDOT - HQS M&O	343,132	0	7,002	350,134

Washington State S. T. I. P.

2017 to 2020

(Project Funds to Nearest Dollar)

MPO/RTPO: YVCOG

N Inside

Y Outside

November 17, 2017

County:

Agency: WSDOT - SC

Func Cls	Project Number	PIN	STIP ID	Imp Type	Total Project Length	Environmental Type	RW Required	Begin Termini	End Termini	Total Est. Cost of Project	STIP Amend. No.
00	9999(768)	500008T	500008T39	21		CE	No	varies	varies	95,789	17-01

15-17 SCR - Intersection Safety Implementation Program

Replace existing signs and pavement marking enhancements. This project updates signing and pavement markings at various locations throughout the region to address worn and/or non-reflective signing and pavement markings and may also update sign posts. This work will assist the traveling public with improved sign and pavement marking visibility. This record is for work in Yakima County as part of a region wide project.

Funding

Phase	Start Date	Federal Fund Code	Federal Funds		State Fund Code	State Funds	Local Funds	Total
CN	2017	HSIP	68,600			0	1,400	70,000
Project Totals			68,600			0	1,400	70,000

Expenditure Schedule

Phase	1st	2nd	3rd	4th	5th & 6th
ALL	70,000	0	0	0	0
Totals	70,000	0	0	0	0

Washington State S. T. I. P.

2017 to 2020

(Project Funds to Nearest Dollar)

MPO/RTPO: YVCOG

N Inside

Y Outside

November 17, 2017

County:

Agency: WSDOT - SC

Func Cls	Project Number	PIN	STIP ID	Imp Type	Total Project Length	Environmental Type	RW Required	Begin Termini	End Termini	Total Est. Cost of Project	STIP Amend. No.
00	9999(763)	500007S	500007S39	21		CE	No	varies	varies	365,102	17-01

15-17 SCR Region Wide Basic Safety - Signing

Replace existing deteriorating signs. This project updates signing at various locations throughout the region to address worn and/or non-reflective signing, and may also update sign posts. This work improves sign visibility for the traveling public. This record is for work in Yakima county as part of a region wide project.

Funding

Phase	Start Date	Federal	Fund Code	Federal Funds		Local Funds	Total
				State Fund Code	State Funds		
CN	2017		HSIP		333,200	0	340,000
Project Totals					333,200	0	340,000

Expenditure Schedule

Phase	1st	2nd	3rd	4th	5th & 6th
ALL	340,000	0	0	0	0
Totals	340,000	0	0	0	0

Washington State S. T. I. P.

2017 to 2020

(Project Funds to Nearest Dollar)

MPO/RTPO: YVCOG

N Inside

Y Outside

November 17, 2017

County:

Agency: WSDOT - SC

Func Cls	Project Number	PIN	STIP ID	Imp Type	Total Project Length	Environmental Type	RW Required	Begin Termini	End Termini	Total Est. Cost of Project	STIP Amend. No.
00		500008S	500008S39	21		CE	No	Various	Various	150,000	17-05

17-19 SCR Region Wide Basic Safety - Signing

Replace existing deteriorating signs. This project updates signing at various locations throughout the region to address worn and/or non-reflective signing, and may also update sign posts. This work improves sign visibility for the traveling public. This record is for the Yakima county portion of a region wide project.

Funding

Phase	Start Date	Federal Fund Code	Federal Funds		State Fund Code	State Funds	Local Funds	Total
PE	2017	STP	28,800			0	1,200	30,000
CN	2018	STP	117,600			0	2,400	120,000
Project Totals			146,400			0	3,600	150,000

Expenditure Schedule

Phase	1st	2nd	3rd	4th	5th & 6th
ALL	30,000	120,000	0	0	0
Totals	30,000	120,000	0	0	0

Washington State S. T. I. P.

2017 to 2020

(Project Funds to Nearest Dollar)

MPO/RTPO: YVCOG

N Inside

Y Outside

November 17, 2017

County:

Agency: WSDOT - SC

Func Cls	Project Number	PIN	STIP ID	Imp Type	Total Project Length	Environmental Type	RW Required	Begin Termini	End Termini	Total Est. Cost of Project	STIP Amend. No.
01	0082(012)	508209Y	508209Y39	14	0.250	CE	No	23.89	24.14	144,476	1708 AdMod

I-82/Selah Creek Bridge EB - Joint Repair

Replace bridge joint strip seals - Bridges 82/102S. The bridge joint strip seals on the eastbound I-82 Selah Creek Bridge west of Yakima are deteriorating due to normal wear and tear. This project will replace the existing strip seals to preserve the bridge joints and provide a smoother ride.

Funding

Phase	Start Date	Federal Fund Code	Federal Funds		State Fund Code	State Funds	Local Funds	Total
			Federal	Fund Code				
PE	2017	NHPP	31,683			0	1,320	33,003
CN	2017	NHPP	109,244			0	2,229	111,473
Project Totals			140,927			0	3,549	144,476

Expenditure Schedule

Phase	1st	2nd	3rd	4th	5th & 6th
ALL	144,476	0	0	0	0
Totals	144,476	0	0	0	0

Washington State S. T. I. P.

2017 to 2020

(Project Funds to Nearest Dollar)

MPO/RTPO: YVCOG

N Inside

Y Outside

November 17, 2017

County:

Agency: WSDOT - SC

Func Cls	Project Number	PIN	STIP ID	Imp Type	Total Project Length	Environmental Type	RW Required	Begin Termini	End Termini	Total Est. Cost of Project	STIP Amend. No.
01		508209P	508209P39	21	0.870	CE	No	72.42	73.29	106,906	

I-82/Wine Country Rd Interchange - ADA Compliance

Upgrade existing curb ramps to meet ADA Compliance. Pedestrian ADA curb ramps at the Interchange terminals at Exit 73 on I-82 do not fully meet ADA standards. This project will upgrade the curb ramps to meet current standards, improving accessibility for all pedestrian.

Funding

Phase	Start Date	Federal	Fund Code	Federal Funds	State Fund Code	State Funds	Local Funds	Total
PE	2019		NHPP	11,438		0	477	11,915
CN	2020		NHPP	93,092		0	1,899	94,991
Project Totals				104,530		0	2,376	106,906

Expenditure Schedule

Phase	1st	2nd	3rd	4th	5th & 6th
ALL	0	0	11,915	94,991	0
Totals	0	0	11,915	94,991	0

Washington State S. T. I. P.

2017 to 2020

(Project Funds to Nearest Dollar)

MPO/RTPO: YVCOG

N Inside

Y Outside

November 17, 2017

County:

Agency: WSDOT - SC

Func Cls	Project Number	PIN	STIP ID	Imp Type	Total Project Length	Environmental Type	RW Required	Begin Termini	End Termini	Total Est. Cost of Project	STIP Amend. No.
01	0822(139)	508208P	508208P39	14	0.190	CE	No	41.53	41.72	1,505,741	1705 AdMod

I-82/Yakima Valley Highway Bridge WB - Deck Rehabilitation

The bridge deck on the westbound I-82 bridge the Yakima Valley Highway and Sunnyside canal east of Yakima is showing signs of deterioration from normal wear. This project will repair and resurface the existing bridge deck to maintain structural integrity, continue safe operation of the highway, and extend the life of the bridge.

Funding

Phase	Start Date	Federal Fund Code	Federal Funds	State Fund Code	State Funds	Local Funds	Total
CN	2017	NHPP	1,332,679		0	27,205	1,359,884
Project Totals			1,332,679		0	27,205	1,359,884

Expenditure Schedule

Phase	1st	2nd	3rd	4th	5th & 6th
ALL	1,036,468	323,416	0	0	0
Totals	1,036,468	323,416	0	0	0

Washington State S. T. I. P.

2017 to 2020

(Project Funds to Nearest Dollar)

MPO/RTPO: YVCOG

N Inside

Y Outside

November 17, 2017

County:

Agency: WSDOT - SC

Func Cls	Project Number	PIN	STIP ID	Imp Type	Total Project Length	Environmental Type	RW Required	Begin Termini	End Termini	Total Est. Cost of Project	STIP Amend. No.
01		500002H	500002H39	21	55.490	CE	No	19.88	75.37	1,100,000	17-09

SCR 17-19 Region Wide BCT Replacement - Interstate

Replace breakaway cable terminals. This project will replace existing breakaway cable terminals on guardrail runs on interstate routes in South Central Region to meet current standards and reduce the severity of collisions. This record is for the Yakima county portion of a region wide project.

Funding

Phase	Start Date	Federal	Fund Code	Federal Funds		State Funds	Local Funds	Total
				State Fund Code	State Funds			
PE	2017		NHPP		158,400	0	6,600	165,000
CN	2018		NHPP		916,300	0	18,700	935,000
Project Totals					1,074,700	0	25,300	1,100,000

Expenditure Schedule

Phase	1st	2nd	3rd	4th	5th & 6th
ALL	100,000	865,000	135,000	0	0
Totals	100,000	865,000	135,000	0	0

Washington State S. T. I. P.

2017 to 2020

(Project Funds to Nearest Dollar)

MPO/RTPO: YVCOG

N Inside

Y Outside

November 17, 2017

County:

Agency: WSDOT - SC

Func Cls	Project Number	PIN	STIP ID	Imp Type	Total Project Length	Environmental Type	RW Required	Begin Termini	End Termini	Total Est. Cost of Project	STIP Amend. No.
00		500002I	500002I39	21		CE	No	Varies	Varies	300,000	17-09

SCR 17-19 Region Wide BCT Replacement - Non Interstate

Replace breakaway cable terminals. This project will replace existing breakaway cable terminals on guardrail runs on non-interstate routes in South Central Region to meet current standards and reduce the severity of collisions. This record is for the Yakima county portion of a region wide project.

Funding

Phase	Start Date	Federal	Fund Code	Federal Funds		State Funds	Local Funds	Total
				State Fund Code	State Funds			
PE	2017		NHPP		57,600	0	2,400	60,000
CN	2018		NHPP		235,200	0	4,800	240,000
Project Totals					292,800	0	7,200	300,000

Expenditure Schedule

Phase	1st	2nd	3rd	4th	5th & 6th
ALL	40,000	240,000	20,000	0	0
Totals	40,000	240,000	20,000	0	0

Washington State S. T. I. P.

2017 to 2020

(Project Funds to Nearest Dollar)

MPO/RTPO: YVCOG

N Inside

Y Outside

November 17, 2017

County:

Agency: WSDOT - SC

Func Cls	Project Number	PIN	STIP ID	Imp Type	Total Project Length	Environmental Type	RW Required	Begin Termini	End Termini	Total Est. Cost of Project	STIP Amend. No.
00		500008G	500008G39	21		CE	No	Varies	Varies	106,625	17-09

SCR 17-19 Region Wide Curve Warning Signs - Chevron Updates

Existing curve warning signs do not comply with the 2009 Manual on Uniform Traffic Control Devices (MUTCD) guidelines. This project will update curve signing to comply with current MUTCD guidelines to help reduce risk and severity of collisions. This record is for the Yakima county portion of this region wide project.

Funding

Phase	Start Date	Federal	Fund Code	Federal Funds		Local Funds	Total
				State Fund Code	State Funds		
PE	2017		HSIP		20,472	0	21,325
CN	2018		HSIP		83,594	0	85,300
Project Totals					104,066	0	106,625

Expenditure Schedule

Phase	1st	2nd	3rd	4th	5th & 6th
ALL	10,000	96,625	0	0	0
Totals	10,000	96,625	0	0	0

Washington State S. T. I. P.

2017 to 2020

(Project Funds to Nearest Dollar)

MPO/RTPO: YVCOG

N Inside

Y Outside

November 17, 2017

County:

Agency: WSDOT - SC

Func CIs	Project Number	PIN	STIP ID	Imp Type	Total Project Length	Environmental Type	RW Required	Begin Termini	End Termini	Total Est. Cost of Project	STIP Amend. No.
00		500000F	500000F39	21		CE	No	varies	varies	186,218	

SR 22 ET AL/Benton and Yakima Co - Centerline Rumble Strips

Install centerline rumble strips. Sections of SR 22 and SR 221 are two-lane roadways with a high potential for crossover collisions. By installing centerline rumble strips, this project will reduce the risk of this type of collision and improve safety. Shoulder rumble strips may also be considered if warranted. This record represents the Benton county portion of this project split between Benton (50%) and Yakima (50%) counties.

Funding

Phase	Start Date	Federal	Fund Code	Federal Funds		State Funds	Local Funds	Total
				State Fund Code	State Funds			
PE	2017		HSIP		36,287	0	1,512	37,799
CN	2018		HSIP		145,450	0	2,969	148,419
Project Totals					181,737	0	4,481	186,218

Expenditure Schedule

Phase	1st	2nd	3rd	4th	5th & 6th
ALL	25,344	145,180	15,694	0	0
Totals	25,344	145,180	15,694	0	0

Washington State S. T. I. P.

2017 to 2020

(Project Funds to Nearest Dollar)

MPO/RTPO: YVCOG

N Inside

Y Outside

November 17, 2017

County:

Agency: WSDOT - SC

Func Cls	Project Number	PIN	STIP ID	Imp Type	Total Project Length	Environmental Type	RW Required	Begin Termini	End Termini	Total Est. Cost of Project	STIP Amend. No.
06		502202U	502202U39	21	1.180	CE	No	2.83	4.01	154,422	

SR 22/Idaho Ave to US 97 - ADA Compliance

Upgrade existing curb ramps to meet ADA Compliance. Pedestrian ADA curb ramps at various intersections on SR 22 in the city of Toppenish do not fully meet ADA standards. This project will upgrade the curb ramps to meet current standards, improving accessibility for all pedestrian.

Funding

Phase	Start Date	Federal	Fund Code	Federal Funds	State Fund Code	State Funds	Local Funds	Total
PE	2019		NHPP	16,503		0	688	17,191
Project Totals				16,503		0	688	17,191

Expenditure Schedule

Phase	1st	2nd	3rd	4th	5th & 6th
ALL	0	0	1,617	12,349	140,456
Totals	0	0	1,617	12,349	140,456

Washington State S. T. I. P.

2017 to 2020

(Project Funds to Nearest Dollar)

MPO/RTPO: YVCOG

N Inside

Y Outside

November 17, 2017

County:

Agency: WSDOT - SC

Func Cls	Project Number	PIN	STIP ID	Imp Type	Total Project Length	Environmental Type	RW Required	Begin Termini	End Termini	Total Est. Cost of Project	STIP Amend. No.
07		522301K	522301K39A	22	0.280	CE	No	0.37	0.65	1,168,000	17-08

SR 223/S Track Rd - Railroad Crossing Improvements

Install LEDs & advance warning beacons - Xing #104520Y. The railroad crossing on SR 223 near South Track Rd has been identified as a location with a history of train/vehicle collisions. The crossing is currently equipped with cantilever-mounted flashing beacons, gates, and pull-out lanes. This project will upgrade the existing flashers to LEDs and install advance warning beacons to reduce the risk of collisions. The project will also install guardrail around the existing gates and cantilevers.

Funding

Phase	Start Date	Federal Fund Code	Federal Funds		State Fund Code	State Funds	Local Funds	Total
			Federal	Fund Code				
PE	2017	HSIP		48,000		0	2,000	50,000
CN	2018	HSIP		1,095,640		0	22,360	1,118,000
Project Totals				1,143,640		0	24,360	1,168,000

Expenditure Schedule

Phase	1st	2nd	3rd	4th	5th & 6th
ALL	46,000	1,079,000	43,000	0	0
Totals	46,000	1,079,000	43,000	0	0

Washington State S. T. I. P.

2017 to 2020

(Project Funds to Nearest Dollar)

MPO/RTPO: YVCOG

N Inside

Y Outside

November 17, 2017

County:

Agency: WSDOT - SC

Func Cls	Project Number	PIN	STIP ID	Imp Type	Total Project Length	Environmental Type	RW Required	Begin Termini	End Termini	Total Est. Cost of Project	STIP Amend. No.
07	0241(029)	524102G	524102G39	21	0.170	CE	Yes	3.15	3.32	856,878	

SR 241/Forsell Rd/Green Valley Rd - Intersection Improvements

This intersection south of Sunnyside has a history of collisions. This project will of widen the NW and SE corners of the intersection, move stop signs and stop bars closer to intersection, relocate utility poles and update the illumination system to improve sight distance. This project will also install transverse rumble strips, install additional stop and stop ahead signs to the left side of the county roads as well as flashing beacons on existing and new stop ahead signs to improve driver awareness of the stop condition.

Funding

Phase	Start Date	Federal Fund Code	Federal Funds		State Fund Code	State Funds	Local Funds	Total
			Federal	Fund Code				
RW	2017	STP		198,321		0	4,047	202,368
CN	2018	STP		519,126		0	10,595	529,721
Project Totals				717,447		0	14,642	732,089

Expenditure Schedule

Phase	1st	2nd	3rd	4th	5th & 6th
ALL	101,724	609,329	21,036	0	0
Totals	101,724	609,329	21,036	0	0

Washington State S. T. I. P.

2017 to 2020

(Project Funds to Nearest Dollar)

MPO/RTPO: YVCOG

N Inside

Y Outside

November 17, 2017

County:

Agency: WSDOT - SC

Func Cls	Project Number	PIN	STIP ID	Imp Type	Total Project Length	Environmental Type	RW Required	Begin Termini	End Termini	Total Est. Cost of Project	STIP Amend. No.
07		524103C	524103C39	14	0.440	CE	No	1.06	1.50	12,000,000	

SR 241/Mabton Vicinity - Retrofit Bridges

Rehabilitate/retrofit bridges 241/5 & 241/2. Currently two adjacent load-restricted bridges on SR 241 near Mabton need repairs to remove their weight restrictions. This project will design and construct a fix to remove the weight restrictions and restore the structural integrity of the bridges.

Funding

Phase	Start Date	Federal	Fund Code	Federal Funds		State Funds	Local Funds	Total
				Federal	State Fund Code			
PE	2017			0	CWA	1,000,000	0	1,000,000
CN	2019			0	CWA	11,000,000	0	11,000,000
Project Totals				0		12,000,000	0	12,000,000

Expenditure Schedule

Phase	1st	2nd	3rd	4th	5th & 6th
ALL	135,000	300,000	600,000	10,925,000	40,000
Totals	135,000	300,000	600,000	10,925,000	40,000

Washington State S. T. I. P.

2017 to 2020

(Project Funds to Nearest Dollar)

MPO/RTPO: YVCOG

N Inside

Y Outside

November 17, 2017

County:

Agency: WSDOT - SC

Func Cls	Project Number	PIN	STIP ID	Imp Type	Total Project Length	Environmental Type	RW Required	Begin Termini	End Termini	Total Est. Cost of Project	STIP Amend. No.
07		541002X	541002X39	21	1.120	CE	No	69.81	70.93	841,680	

SR 410/0.6 miles E of Chinook Pass Summit - Culvert Lining

Install culvert lining and repair erosion. Existing culverts within the project limits are deteriorating and have erosion issues. This project will install culvert linings and repair erosion to maintain culvert flow and prevent further deterioration and erosion.

Funding

Phase	Start Date	Federal	Fund Code	Federal Funds	State Fund Code	State Funds	Local Funds	Total
PE	2019		STP	182,016		0	7,584	189,600
Project Totals				182,016		0	7,584	189,600

Expenditure Schedule

Phase	1st	2nd	3rd	4th	5th & 6th
ALL	0	0	48,513	118,926	674,241
Totals	0	0	48,513	118,926	674,241

Washington State S. T. I. P.

2017 to 2020

(Project Funds to Nearest Dollar)

MPO/RTPO: YVCOG

N Inside

Y Outside

November 17, 2017

County:

Agency: WSDOT - SC

Func Cls	Project Number	PIN	STIP ID	Imp Type	Total Project Length	Environmental Type	RW Required	Begin Termini	End Termini	Total Est. Cost of Project	STIP Amend. No.
07		541002Y	541002Y39	21	1.950	CE	No	71.00	72.95	933,200	

SR 410/1.0 miles E of Chinook Pass Summit - Culvert Lining

Install culvert lining and repair erosion. Existing culverts within the project limits are deteriorating and have erosion issues. This project will install culvert linings and repair erosion to maintain culvert flow and prevent further deterioration and erosion.

Funding

Phase	Start Date	Federal	Fund Code	Federal Funds	State Fund Code	State Funds	Local Funds	Total
PE	2019		STP	182,016		0	7,584	189,600
Project Totals				182,016		0	7,584	189,600

Expenditure Schedule

Phase	1st	2nd	3rd	4th	5th & 6th
ALL	0	0	45,468	119,091	768,641
Totals	0	0	45,468	119,091	768,641

Washington State S. T. I. P.

2017 to 2020

(Project Funds to Nearest Dollar)

MPO/RTPO: YVCOG

N Inside

Y Outside

November 17, 2017

County:

Agency: WSDOT - SC

Func Cls	Project Number	PIN	STIP ID	Imp Type	Total Project Length	Environmental Type	RW Required	Begin Termini	End Termini	Total Est. Cost of Project	STIP Amend. No.
07		541001O	541001O39	20	0.670	EA	Yes	102.10	102.77	10,568,863	

SR 410/Rock Creek Vic - Improve Chronic Environmental Deficiency

Replace culvert, raise roadway, and realign creek. Currently SR 410 at Rock Creek experiences repeated flooding events and sediment build-up in the culvert, roughly 14 miles west of the US 12/SR 410 Wye. This project will construct a new channel for the creek to provide a larger area for sediment storage and overflow, and construct a new structure on SR 410 to minimize the risk of future flooding events.

Funding

Phase	Start Date	Federal Fund Code	Federal Funds		State Fund Code	State Funds	Local Funds	Total
			Federal Funds	State Funds				
PE	2019	STP	626,942			0	26,123	653,065
Project Totals			626,942			0	26,123	653,065

Expenditure Schedule

Phase	1st	2nd	3rd	4th	5th & 6th
ALL	0	0	13,564	118,036	384,432
Totals	0	0	13,564	118,036	384,432

Washington State S. T. I. P.

2017 to 2020

(Project Funds to Nearest Dollar)

MPO/RTPO: YVCOG

N Inside

Y Outside

November 17, 2017

County:

Agency: WSDOT - SC

Func Cls	Project Number	PIN	STIP ID	Imp Type	Total Project Length	Environmental Type	RW Required	Begin Termini	End Termini	Total Est. Cost of Project	STIP Amend. No.
02	0012(233)	501216W	501216W39	21	0.400	CE	No	193.65	194.05	635,331	17-03

US 12/Low Rd - Intersection Safety Improvements

Construct intersection improvements. The intersection of Low Road and US 12 east of Naches has the potential for collisions involving left turns onto US 12. This project will construct an eastbound left turn acceleration lane on US 12 to prevent freight and passenger vehicle collisions at the intersection.

Funding

Phase	Start Date	Federal Fund Code	Federal Funds		State Fund Code	State Funds	Local Funds	Total
			Federal Funds	State Funds				
CN	2017	HSIP	385,094			0	207,865	592,959
Project Totals			385,094			0	207,865	592,959

Expenditure Schedule

Phase	1st	2nd	3rd	4th	5th & 6th
ALL	592,959	0	0	0	0
Totals	592,959	0	0	0	0

Washington State S. T. I. P.

2017 to 2020

(Project Funds to Nearest Dollar)

MPO/RTPO: YVCOG

N Inside

Y Outside

November 17, 2017

County:

Agency: WSDOT - SC

Func Cls	Project Number	PIN	STIP ID	Imp Type	Total Project Length	Environmental Type	RW Required	Begin Termini	End Termini	Total Est. Cost of Project	STIP Amend. No.
02		501208Z	501208Z39	21	6.000	CE	No	160.00	166.00	887,440	

US 12/Rimrock Lake Vicinity - Culvert Lining

Install culvert lining and repair erosion. Existing culverts within the project limits are deteriorating and have erosion issues. This project will install culvert linings and repair erosion to maintain culvert flow and prevent deterioration and erosion.

Funding

Phase	Start Date	Federal	Fund Code	Federal Funds	State Fund Code	State Funds	Local Funds	Total
PE	2019		NHPP	182,016		0	7,584	189,600
Project Totals				182,016		0	7,584	189,600

Expenditure Schedule

Phase	1st	2nd	3rd	4th	5th & 6th
ALL	0	0	47,767	124,389	690,061
Totals	0	0	47,767	124,389	690,061

Washington State S. T. I. P.

2017 to 2020

(Project Funds to Nearest Dollar)

MPO/RTPO: YVCOG

N Inside

Y Outside

November 17, 2017

County:

Agency: WSDOT - SC

Func Cls	Project Number	PIN	STIP ID	Imp Type	Total Project Length	Environmental Type	RW Required	Begin Termini	End Termini	Total Est. Cost of Project	STIP Amend. No.
02		501208I	501208I39	21	15.000	CE	No	148.00	163.00	841,680	

US 12/White Pass Vicinity - Culvert Lining

Install culvert lining and repair erosion. Existing culverts within the project limits are deteriorating and have erosion issues. This project will install culvert linings and repair erosion to maintain culvert flow and prevent deterioration and erosion.

Funding

Phase	Start Date	Federal	Fund Code	Federal Funds	State Fund Code	State Funds	Local Funds	Total
PE	2019		NHPP	182,016		0	7,584	189,600
Project Totals				182,016		0	7,584	189,600

Expenditure Schedule

Phase	1st	2nd	3rd	4th	5th & 6th
ALL	0	0	43,222	129,319	669,139
Totals	0	0	43,222	129,319	669,139

Washington State S. T. I. P.

2017 to 2020

(Project Funds to Nearest Dollar)

MPO/RTPO: YVCOG

N Inside

Y Outside

November 17, 2017

County:

Agency: WSDOT - SC

Func Cls	Project Number	PIN	STIP ID	Imp Type	Total Project Length	Environmental Type	RW Required	Begin Termini	End Termini	Total Est. Cost of Project	STIP Amend. No.
02	0012(224)	501208V	501208V39	21	26.600	CE	No	138.60	165.20	1,289,678	1705 AdMod

US 12/White Pass Vicinity - Major Drainage Phase 1

Restore drainage systems and repair erosion. The existing drainage systems within the project limits are deteriorating and causing erosion. This project will restore drainage system features and repair erosion at select locations to maintain culvert flow and prevent deterioration and erosion. Drainage system work may include lining, repairing, or replacing culverts, and adding or replacing catch basins or inlets as needed. This project is split equally between Lewis and Yakima counties. This record is for the Yakima county cost of the project.

Funding

Phase	Start Date	Federal Fund Code	Federal Funds		State Fund Code	State Funds	Local Funds	Total
			Federal	Fund Code				
CN	2017	NHPP	961,069	CWA	200,000	19,613	1,180,682	
Project Totals			961,069		200,000	19,613	1,180,682	

Expenditure Schedule

Phase	1st	2nd	3rd	4th	5th & 6th
ALL	1,173,659	7,023	0	0	0
Totals	1,173,659	7,023	0	0	0

Washington State S. T. I. P.

2017 to 2020

(Project Funds to Nearest Dollar)

MPO/RTPO: YVCOG

N Inside

Y Outside

November 17, 2017

County:

Agency: WSDOT - SC

Func Cls	Project Number	PIN	STIP ID	Imp Type	Total Project Length	Environmental Type	RW Required	Begin Termini	End Termini	Total Est. Cost of Project	STIP Amend. No.
02		501208X	501208X39	21	26.600	CE	No	138.60	165.20	437,572	17-03

US 12/White Pass Vicinity - Major Drainage Phase 2

Restore drainage systems and repair erosion. The existing drainage systems within the project limits are deteriorating and causing erosion. This project will restore drainage system features and repair erosion at select locations to maintain culvert flow and prevent deterioration and erosion. Drainage system work may include lining, repairing, or replacing culverts, and adding or replacing catch basins or inlets as needed. This project is split equally between Lewis and Yakima counties. This record is for the Yakima county cost of the project.

Funding

Phase	Start Date	Federal Fund Code	Federal Funds		State Fund Code	State Funds	Local Funds	Total
PE	2017			0	CWA	86,100	0	86,100
CN	2019			0	CWA	351,472	0	351,472
Project Totals				0		437,572	0	437,572

Expenditure Schedule

Phase	1st	2nd	3rd	4th	5th & 6th
ALL	23,157	60,238	314,128	40,049	0
Totals	23,157	60,238	314,128	40,049	0

Washington State S. T. I. P.

2017 to 2020

(Project Funds to Nearest Dollar)

MPO/RTPO: YVCOG

N Inside

Y Outside

November 17, 2017

County:

Agency: WSDOT - SC

Func Cls	Project Number	PIN	STIP ID	Imp Type	Total Project Length	Environmental Type	RW Required	Begin Termini	End Termini	Total Est. Cost of Project	STIP Amend. No.
02		501210I	501210I39	11	0.190	CE	No	165.87	166.06	12,000,000	

US 12/Wildcat Creek Bridge - Replace Bridge

Replace Bridge 12/309. The existing bridge crossing Wildcat Creek on US 12 east of White Pass was built in 1936 and is showing signs of deterioration due to age and normal wear. This project will construct a new bridge to preserve the structural and functional integrity of this section of US 12.

Funding

Phase	Start Date	Federal	Fund Code	Federal Funds		Local Funds	Total		
				State Fund Code	State Funds				
RW	2017				0	CWA	200,000	0	200,000
CN	2019				0	CWA	10,643,547	0	10,643,547
Project Totals					0		10,843,547	0	10,843,547

Expenditure Schedule

Phase	1st	2nd	3rd	4th	5th & 6th
ALL	43,547	100,000	10,000,000	700,000	0
Totals	43,547	100,000	10,000,000	700,000	0

Washington State S. T. I. P.

2017 to 2020

(Project Funds to Nearest Dollar)

MPO/RTPO: YVCOG

N Inside

Y Outside

November 17, 2017

County:

Agency: WSDOT - SC

Func Cls	Project Number	PIN	STIP ID	Imp Type	Total Project Length	Environmental Type	RW Required	Begin Termini	End Termini	Total Est. Cost of Project	STIP Amend. No.
02		509705J	509705J39	21	0.590	CE	Yes	73.00	73.59	4,917,095	

US 97/2nd Ave - Intersection Improvements

Construct roundabout. The 2nd Avenue intersection on US 97 south of Yakima has been identified as a location with a history of collisions. This project proposes to replace the existing signalized intersection with a double-lane roundabout, to reduce the risk of intersection-related collisions.

Funding

Phase	Start Date	Federal	Fund Code	Federal Funds	State Fund Code	State Funds	Local Funds	Total
PE	2017		HSIP	470,689		0	19,612	490,301
RW	2018		HSIP	558,365		0	11,395	569,760
Project Totals				1,029,054		0	31,007	1,060,061

Expenditure Schedule

Phase	1st	2nd	3rd	4th	5th & 6th
ALL	94,543	130,763	159,086	616,190	3,916,513
Totals	94,543	130,763	159,086	616,190	3,916,513

Washington State S. T. I. P.

2017 to 2020

(Project Funds to Nearest Dollar)

MPO/RTPO: YVCOG

N Inside

Y Outside

November 17, 2017

County:

Agency: WSDOT - SC

Func Cls	Project Number	PIN	STIP ID	Imp Type	Total Project Length	Environmental Type	RW Required	Begin Termini	End Termini	Total Est. Cost of Project	STIP Amend. No.
02	0097(180)	509705W	509705W39	21	0.840	CE	No	73.61	74.45	262,388	1704 AdMod

US 97/2nd Ave Vicinity - Roadside Improvements

Install shoulder rumble strips, recessed pavement markers, conc. barrier. This section of US 97 has a high frequency of fixed object, crossover, and run off the road collisions. This project will install shoulder rumble strips, recessed pavement markers, and concrete median barrier to reduce the risk of collisions.

Funding

Phase	Start Date	Federal Fund Code	Federal Funds	State Fund Code	State Funds	Local Funds	Total
CN	2017	HSIP	189,018		0	3,857	192,875
Project Totals			189,018		0	3,857	192,875

Expenditure Schedule

Phase	1st	2nd	3rd	4th	5th & 6th
ALL	192,875	0	0	0	0
Totals	192,875	0	0	0	0

Washington State S. T. I. P.

2017 to 2020

(Project Funds to Nearest Dollar)

MPO/RTPO: YVCOG

N Inside

Y Outside

November 17, 2017

County:

Agency: WSDOT - SC

Func Cls	Project Number	PIN	STIP ID	Imp Type	Total Project Length	Environmental Type	RW Required	Begin Termini	End Termini	Total Est. Cost of Project	STIP Amend. No.
06	0097(180)	509705A	509705A39	21	0.200	CE	No	65.01	65.21	45,841	1704 AdMod

US 97/Branch Road - Intersection Improvements

Add beacons to existing signs. The intersection of US 97 and Branch Road east of Wapato has been identified as a location with a history of collisions. This project proposes to reduce the risk of collision for vehicles entering and exiting US 97 from the adjacent country road. Installing beacons on existing "intersection ahead" signs, will give travelers improved advanced warning at the intersection.

Funding

Phase	Start Date	Federal Fund Code	Federal Funds		State Fund Code	State Funds	Local Funds	Total
			Federal	Fund Code				
CN	2017	HSIP	30,052			0	613	30,665
Project Totals			30,052			0	613	30,665

Expenditure Schedule

Phase	1st	2nd	3rd	4th	5th & 6th
ALL	30,665	0	0	0	0
Totals	30,665	0	0	0	0

Washington State S. T. I. P.

2017 to 2020

(Project Funds to Nearest Dollar)

MPO/RTPO: YVCOG

N Inside

Y Outside

November 17, 2017

County:

Agency: WSDOT - SC

Func Cls	Project Number	PIN	STIP ID	Imp Type	Total Project Length	Environmental Type	RW Required	Begin Termini	End Termini	Total Est. Cost of Project	STIP Amend. No.
06		509705E	509705E39	21	0.200	CE	No	72.39	72.59	176,304	

US 97/Kays Rd - Intersection Improvements

Install median barrier to restrict cross-traffic movement. WSDOT has identified this intersection as having a high potential for collisions. This project will restrict the intersection to right in/right out only by installing median barrier and modifying striping and signing to reduce the risk of intersection-related collisions.

Funding

Phase	Start Date	Federal	Fund Code	Federal Funds		State Funds	Local Funds	Total
				State Fund Code	State Funds			
PE	2017		HSIP		18,806	0	784	19,590
Project Totals					18,806	0	784	19,590

Expenditure Schedule

Phase	1st	2nd	3rd	4th	5th & 6th
ALL	3,772	5,038	5,038	5,038	157,418
Totals	3,772	5,038	5,038	5,038	157,418

Washington State S. T. I. P.

2017 to 2020

(Project Funds to Nearest Dollar)

MPO/RTPO: YVCOG

N Inside

Y Outside

November 17, 2017

County:

Agency: WSDOT - SC

Func Cls	Project Number	PIN	STIP ID	Imp Type	Total Project Length	Environmental Type	RW Required	Begin Termini	End Termini	Total Est. Cost of Project	STIP Amend. No.
02	0097(175)	509704S	509704S39	21	0.200	DCE	Yes	74.40	74.60	4,489,048	

US 97/Lateral A Intersection - Intersection Improvements

Construct roundabout. WSDOT has identified the US 97/Lateral A intersection with high potential for serious collisions. This will replace the existing three-leg signal with a roundabout and/or other intersection improvements. These improvements will reduce the potential for serious collisions.

Funding

Phase	Start Date	Federal Fund Code	Federal Funds		State Fund Code	State Funds	Local Funds	Total
RW	2019	HSIP	242,452			0	4,948	247,400
Project Totals			242,452			0	4,948	247,400

Expenditure Schedule

Phase	1st	2nd	3rd	4th	5th & 6th
ALL	0	0	24,445	58,668	3,281,548
Totals	0	0	24,445	58,668	3,281,548

Washington State S. T. I. P.

2017 to 2020

(Project Funds to Nearest Dollar)

MPO/RTPO: YVCOG

N Inside

Y Outside

November 17, 2017

County:

Agency: WSDOT - SC

Func Cls	Project Number	PIN	STIP ID	Imp Type	Total Project Length	Environmental Type	RW Required	Begin Termini	End Termini	Total Est. Cost of Project	STIP Amend. No.
06	0097(180)	509705C	509705C39	21	0.200	CE	No	66.40	66.60	39,771	1704 AdMod

US 97/Progressive - Intersection Improvements

Add beacons to existing signs. The intersection of US 97 and Progressive Rd East of Wapato has been identified as a location with a history of collisions. This project proposes to reduce the risk of collision for vehicles entering and exiting US 97 from the adjacent country road. Installing beacons on existing "intersection ahead" signs, will give travelers improved advanced warning at the intersection.

Funding

Phase	Start Date	Federal Fund Code	Federal Funds		State Fund Code	State Funds	Local Funds	Total
			Federal	Fund Code				
CN	2017	HSIP	31,546			0	644	32,190
Project Totals			31,546			0	644	32,190

Expenditure Schedule

Phase	1st	2nd	3rd	4th	5th & 6th
ALL	32,190	0	0	0	0
Totals	32,190	0	0	0	0

Washington State S. T. I. P.

2017 to 2020

(Project Funds to Nearest Dollar)

MPO/RTPO: YVCOG

N Inside

Y Outside

November 17, 2017

County:

Agency: WSDOT - SC

Func Cls	Project Number	PIN	STIP ID	Imp Type	Total Project Length	Environmental Type	RW Required	Begin Termini	End Termini	Total Est. Cost of Project	STIP Amend. No.
06		509704Z	509704Z39	21	0.400	CE	Yes	67.62	68.02	9,181,090	

US 97/S Wapato Rd/S Camas Ave - Intersection Improvements

Construct roundabout. WSDOT has identified this intersection as experiencing a history of intersection-related collisions. This project will construct a roundabout to replace the existing traffic signal, to reduce the risk of serious collisions.

Funding

Phase	Start Date	Federal	Fund Code	Federal Funds	State Fund Code	State Funds	Local Funds	Total
PE	2019		HSIP	939,506		0	39,147	978,653
RW	2019		HSIP	84,339		0	1,721	86,060
Project Totals				1,023,845		0	40,868	1,064,713

Expenditure Schedule

Phase	1st	2nd	3rd	4th	5th & 6th
ALL	0	0	194,258	296,606	577,270
Totals	0	0	194,258	296,606	577,270

Washington State S. T. I. P.

2017 to 2020

(Project Funds to Nearest Dollar)

MPO/RTPO: YVCOG

N Inside

Y Outside

November 17, 2017

County:

Agency: WSDOT - SC

Func Cls	Project Number	PIN	STIP ID	Imp Type	Total Project Length	Environmental Type	RW Required	Begin Termini	End Termini	Total Est. Cost of Project	STIP Amend. No.
02	0097(178)	509705P	509705P39	14	0.060	CE	No	37.53	37.59	593,046	1705 AdMod

US 97/Satus Creek 3rd Crossing Bridge - Deck Rehabilitation

The existing bridge deck on this bridge over Satus Creek is showing signs of deterioration due to normal wear. This project will repair and resurface the existing bridge deck to maintain structural integrity, continue safe operation of the highway, and extend the life of the bridge.

Funding

Phase	Start Date	Federal Fund Code	Federal Funds		State Fund Code	State Funds	Local Funds	Total
			Federal	Funds				
CN	2017	NHPP		484,820		0	9,894	494,714
Project Totals				484,820		0	9,894	494,714

Expenditure Schedule

Phase	1st	2nd	3rd	4th	5th & 6th
ALL	377,058	117,656	0	0	0
Totals	377,058	117,656	0	0	0

Washington State S. T. I. P.

2017 to 2020

(Project Funds to Nearest Dollar)

MPO/RTPO: YVCOG

N Inside

Y Outside

November 17, 2017

County:

Agency: WSDOT - SC

Func Cls	Project Number	PIN	STIP ID	Imp Type	Total Project Length	Environmental Type	RW Required	Begin Termini	End Termini	Total Est. Cost of Project	STIP Amend. No.
02		509705F	509705F39	21	0.400	CE	Yes	61.24	61.64	4,822,094	

US 97/SR 22 - Intersection Improvements

Construct roundabout. The intersection of SR 22 and US 97 in Toppenish has experienced a history of collisions. This project proposes to replace the existing signalized intersection with a single-lane roundabout. Installing a roundabout will reduce the conflicts and the risk of collisions.

Funding

Phase	Start Date	Federal	Fund Code	Federal Funds		State Funds	Local Funds	Total
				State Fund Code	State Funds			
PE	2017		HSIP		472,709	0	19,696	492,405
RW	2017		HSIP		56,105	0	1,145	57,250
CN	2018		HSIP		4,186,991	0	85,448	4,272,439
Project Totals					4,715,805	0	106,289	4,822,094

Expenditure Schedule

Phase	1st	2nd	3rd	4th	5th & 6th
ALL	466,719	3,734,923	620,452	0	0
Totals	466,719	3,734,923	620,452	0	0

Washington State S. T. I. P.

2017 to 2020

(Project Funds to Nearest Dollar)

MPO/RTPO: YVCOG

N Inside

Y Outside

November 17, 2017

County:

Agency: WSDOT - SC

Func Cls	Project Number	PIN	STIP ID	Imp Type	Total Project Length	Environmental Type	RW Required	Begin Termini	End Termini	Total Est. Cost of Project	STIP Amend. No.
06	0097(180)	509706B	509706B39	21	8.010	CE	No	61.27	69.28	222,987	1704 AdMod

US 97/SR 22 Vicinity to W Wapato Rd Vicinity - ADA Compliance

Upgrade existing curb ramps to meet ADA Compliance. Pedestrian ADA curb ramps at various intersections on US 97 between the cities of Toppenish and Wapato do not fully meet ADA standards. This project will upgrade the curb ramps to meet current standards, improving accessibility for all pedestrians.

Funding

Phase	Start Date	Federal Fund Code	Federal Funds		State Fund Code	State Funds	Local Funds	Total
			Federal	Fund Code				
CN	2017	STP	185,623			0	3,788	189,411
Project Totals			185,623			0	3,788	189,411

Expenditure Schedule

Phase	1st	2nd	3rd	4th	5th & 6th
ALL	189,411	0	0	0	0
Totals	189,411	0	0	0	0

Agency Totals for WSDOT - SC	Federal Funds		State Funds	Local Funds	Total
	Federal	Fund Code			
	16,309,419		23,481,119	610,789	40,401,327

Washington State S. T. I. P.

2017 to 2020

(Project Funds to Nearest Dollar)

MPO/RTPO: YVCOG

N Inside

Y Outside

November 17, 2017

County:

Agency: WSDOT - SW

Func Cls	Project Number	PIN	STIP ID	Imp Type	Total Project Length	Environmental Type	RW Required	Begin Termini	End Termini	Total Est. Cost of Project	STIP Amend. No.
02	0012(207)	401206E	401206E39	21	0.310	CE	No	164.55	164.86	1,892,961	

US 12/Rimrock Lake Vicinity - Stabilize Slope

Scaling, rock bolts and dowels; Slope #183

Funding

Phase	Start Date	Federal	Fund Code	Federal Funds		State Funds	Local Funds	Total
				Federal Funds	State Fund Code			
CN	2017		NHPP	387,833		0	7,915	395,748
CN	2018		NHPP	962,568		0	19,644	982,212
Project Totals				1,350,401		0	27,559	1,377,960

Expenditure Schedule

Phase	1st	2nd	3rd	4th	5th & 6th
CN	395,748	982,212	0	0	0
Totals	395,748	982,212	0	0	0

	Federal Funds	State Funds	Local Funds	Total
Agency Totals for WSDOT - SW	1,350,401	0	27,559	1,377,960

Washington State S. T. I. P.

2017 to 2020

(Project Funds to Nearest Dollar)

MPO/RTPO: YVCOG

N Inside

Y Outside

November 17, 2017

County: Yakima

Agency: Yakima Co.

Func Cls	Project Number	PIN	STIP ID	Imp Type	Total Project Length	Environmental Type	RW Required	Begin Termini	End Termini	Total Est. Cost of Project	STIP Amend. No.
07	D395(002)		YkCo67450A	03	0.500	CE	Yes	1.25	1.75	1,500,000	

Cheyne Road Intersection Improvement

Reconstruct existing county two lane road to standard 40' road (12' lanes, 8' shoulders).

Funding

Phase	Start Date	Federal Fund Code	Federal Funds		State Fund Code	State Funds	Local Funds	Total
			Federal	Funds				
CN	2017	STP(R)		559,863		0	541,700	1,101,563
Project Totals				559,863		0	541,700	1,101,563

Expenditure Schedule

Phase	1st	2nd	3rd	4th	5th & 6th
CN	1,101,563	0	0	0	0
Totals	1,101,563	0	0	0	0

Washington State S. T. I. P.

2017 to 2020

(Project Funds to Nearest Dollar)

MPO/RTPO: YVCOG

N Inside

Y Outside

November 17, 2017

County: Yakima

Agency: Yakima Co.

Func Cls	Project Number	PIN	STIP ID	Imp Type	Total Project Length	Environmental Type	RW Required	Begin Termini	End Termini	Total Est. Cost of Project	STIP Amend. No.
07	S390(004)		YkCo50000C	11	0.200	CE	No	12.96	13.16	2,289,000	

Fort Road Bridge #1353 Replacement Project

Replace existing bridge structure with new 2 lane bridge.

Funding

Phase	Start Date	Federal Fund Code	Federal Funds		State Fund Code	State Funds	Local Funds	Total
CN	2018	STP(BR)	1,093,360		CRAB	305,000	0	1,398,360
Project Totals			1,093,360			305,000	0	1,398,360

Expenditure Schedule

Phase	1st	2nd	3rd	4th	5th & 6th
CN	0	1,398,360	0	0	0
Totals	0	1,398,360	0	0	0

Washington State S. T. I. P.

2017 to 2020

(Project Funds to Nearest Dollar)

MPO/RTPO: YVCOG

N Inside

Y Outside

November 17, 2017

County: Yakima

Agency: Yakima Co.

Func Cls	Project Number	PIN	STIP ID	Imp Type	Total Project Length	Environmental Type	RW Required	Begin Termini	End Termini	Total Est. Cost of Project	STIP Amend. No.
07			YkColnSaf1	21		CE	No	20.0 (Vicinity)	20.0 (Vicinity)	187,200	17-02

Yakima Valley Hwy & Van Belle Rd Intersection Conflict Warning Project

Install traffic conflict warning system at the intersection of Yakima Valley Highway and Van Belle Rd.

Funding

Phase	Start Date	Federal Fund Code	Federal Funds		State Fund Code	State Funds	Local Funds	Total
			Federal	Fund Code				
PE	2017					0	20,000	20,000
CN	2017	HSIP		167,200		0	0	167,200
Project Totals				167,200		0	20,000	187,200

Expenditure Schedule

Phase	1st	2nd	3rd	4th	5th & 6th
PE	20,000	0	0	0	0
CN	167,200	0	0	0	0
Totals	187,200	0	0	0	0

Agency Totals for Yakima Co.	Federal Funds		State Funds	Local Funds	Total
	Federal	Fund Code			
			305,000	561,700	2,687,123