

wireless world

AUGUST 1980 50p

**Transient
recorder**

**L.e.d. level
meter**

Australia A\$ 2.00
Canada \$ 3.15
Denmark Kr. 17.00
Germany Dm. 5.00
Greece Dr. 87.00
Holland Dfl. 5.75
Italy L. 2000
Norway Kr. 17.25
Singapore MS 4.50
Spain Ptas. 140.00
U.S.A. \$ 2.50

**Graphical
communication
with computers**

TESTING MOBILE RADIOS?

... catch this bus with Farnell

and arrive economically at an efficient ATE workstation.

Comprehensive testing under low cost desk computer control.

Manual systems too.



Farnell

INTERFACE WITH US NOW!

Ask for details from:



Front cover is an abstract design by Geoff Harrod, based on an illustration from Ian Witten's article on microcomputers.

IN OUR NEXT ISSUE

Floating-bridge amplifier is a version of the bridge amplifier, providing 15W from a 12V supply. Article also describes a 200W design.

Satellite television reception at 4GHz and 11/12GHz is described by S. J. Birkill. System has worked with Intel-sat IVA, Molniya, OTS, etc. and screen photos are included.

Versatile active filters. Multichannel tone control, using 'LCR' circuit with synthesized inductance.

Current issue price 50p, back issue (if available) £1.00, at Retail and Trade Counter, Paris Garden, London SE1. Available on microfilm: please contact editor.

By post, current issue 86p, back issues (if available) £1.00, order and payments to Room CP34, Dorset House, London SE1 9LU.

Editorial & Advertising offices: Dorset House, Stamford Street, London SE1 9LU.

Telephones: Editorial 01-261 8620. Advertising 01-261 8339.

Telegrams/Telex: Wiworld Businesspres 25137 BISPRS G. Cables Ethaworld, London SE1.

Subscription rates: 1 year £9.00 UK and \$31 outside UK.

Student rates: 1 year, £4.00 UK and \$15.50 outside UK.

Distribution: 40 Bowling Green Lane, London EC1R 0NE. Telephone 01-837 3636.

Subscriptions: Oakfield House, Perrymount Road, Haywards Heath, Sussex RH16 3DH. Telephone 0444 59188. Please notify a change of address.

USA mailing agents: Expeditors of the Printed Word Ltd, 527 Madison Avenue, Suite 1217, New York, NY 10022. 2nd-class postage paid at New York.

© IPC Business Press Ltd, 1980
ISSN 0043 6062

wireless world

ELECTRONICS/TELEVISION/RADIO/AUDIO

AUGUST 1980 Vol 86 No 1535

25 Are engineering ethics possible?

26 Graphical communication with microcomputers

by I. H. Witten

31 Solid state level indicator

by Quentin Rice

34 Novatexts: Digital control of analogue functions

by P. Williams

36 Letters to the editor

Multipath distortion Programmable keyboard notes
Displacement current

40 World of amateur radio

41 Miniature, ten-line telephone exchange

by L. D. Gunn

45 Literature received

46 Circuit ideas

Accurate motor speed control Electronic lock
Multiple a-d conversion

49 Designing with microprocessors — 3

by D. Zissos and L. Valan

52 News of the month

Government, Inmos and Ferranti Radar contracts go abroad
Air crash radio messages

56 Organ stop control

by A. D. Ryder

60 Books

61 Colour tv receiver design — 2

by R. Wilkinson

65 Binary clock

by J. M. Osborne

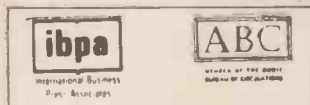
69 Transient recorder

by G. J. Adams

74 New Products

76 Sidebands

by Mixer



Out of bounds

A power amplifier has to produce an adequate output voltage. This voltage has to be able to change at a sufficiently high rate to trace accurately any possible programme waveform. It has to be able to do all this independently of the current drawn by the loudspeaker.

These are the three dimensional limits of a power amplifier, usually referred to as voltage clipping level, slew rate and output current limit.

If an amplifier is operated so that none of these limits is exceeded, and is otherwise competently designed, then the amplifier will not degrade the programme. (If the programme were auditioned at the input or the output of such an amplifier there would be no audible change).

QUAD amplifiers are such amplifiers.

For further details on the full range of QUAD products write to:

The Acoustical Manufacturing Co. Ltd.,
Huntingdon, Cambs. PE18 7DB. Telephone (0480) 52561

QUAD
for the closest approach
to the original sound

QUAD is a registered trade mark.





DON'T GAMBLE WITH PERFORMANCE BUY LEVELL OSCILLATORS



FREQUENCY 1Hz to 1MHz in 12 ranges.
ACCURACY 0 to 1% fine control on TG200DMP.
 $\pm 1.5\% \pm 0.01\text{Hz}$ up to 100kHz.
 $\pm 2\%$ up to 1MHz.
SINE OUTPUT 7V r.m.s. down to $< 200\mu\text{V}$ with $R_s = 600\Omega$.
DISTORTION $< 0.05\%$ from 50Hz to 15kHz,
 $< 0.1\%$ from 10Hz to 50kHz, $< 0.2\%$
 from 5Hz to 150kHz, $< 1\%$ at 1Hz and
 1MHz.
SQUARE OUTPUT TG200D, DM & DMP only, 7V peak
 down to $< 200\mu\text{V}$. Rise time
 $< 150\text{nS}$.
SYNC OUTPUT $< 1\text{V}$ r.m.s. sine in phase with output
SYNC INPUT $\pm 1\%$ freq. lock range per volt r.m.s.
METER SCALES TG200M, DM & DMP only. 0/2V
 0/7V & $-14/+6\text{dBm}$.
SIZE & WEIGHT 260 x 130 x 180mm. 4.3kg with
 batteries.

TG200 **TG200D** **TG200M** **TG200DM** **TG200DMP**
£99 **£108** **£125** **£130** **£135**



FREQUENCY 3Hz to 300kHz in 5 decade ranges.
ACCURACY $\pm 2\% \pm 0.1\text{Hz}$ to 100kHz.
 Increasing to $\pm 3\%$ at 300kHz.
SINE OUTPUT 2.5V r.m.s. down to $< 200\mu\text{V}$
DISTORTION $< 0.2\%$ from 50Hz to 50kHz.
 $< 1\%$ from 10Hz to 200kHz.
SQUARE OUTPUT 2.5V peak down to $< 200\mu\text{V}$.
SYNC. OUTPUT 2.5V r.m.s. sine.
METER SCALES 0/2.5V & $-10/+10\text{dB}$ on
 TG152DM.
SIZE & WEIGHT 260 x 130 x 180mm. 3.4kg with
 batteries.

TG152D **TG152DM**
 Without meter **£80** With meter **£99**



FREQUENCY 0.2Hz to 1.22MHz on four decade
 controls.
ACCURACY $\pm 0.02\text{Hz}$ below 6Hz.
 $\pm 0.3\%$ from 6Hz to 100kHz.
 $\pm 1\%$ from 100kHz to 300kHz.
 $\pm 3\%$ above, 300kHz.
SINE OUTPUT 5V r.m.s. down to $30\mu\text{V}$ with $R_s = 600\Omega$.
DISTORTION $< 0.15\%$ from 15Hz to 15kHz.
 $< 0.5\%$ at 1.5Hz and 150kHz.
METER SCALES 2 Expanded voltage and $-2/+4\text{dBm}$
SIZE & WEIGHT 260 x 180 x 180mm. 5.4kg.

TG66B **TG66A**
 Battery model **£265** Mains & battery model **£280**

Prices are ex works with batteries. Carriage, packing and VAT extra.
 Optional extras are leather cases and mains power units.
 Send for data covering our range of portable instruments.

LEVELL ELECTRONICS LTD.

MOXON STREET, BARNET, HERTS., EN5 5SD.
 TEL: 01-449 5028/440 8686



AMCRON

INDUSTRIAL MUSCLE



Model — M600

- ★ POWER RESPONSE DC — 20KHz \pm 1dB.
- ★ OUTPUT POWER IN EXCESS OF 1.5kW INTO 2.75 Ohm LOAD (CONTINUOUS R.M.S.).
- ★ D.C. OUTPUT 20 AMPS AT 100 VOLTS OR 2KV_a.
- ★ HARMONIC DISTORTION LESS THAN 0.05% DC-20KHz AT 1kW INTO 6 OHMS
- ★ PLUG-IN MODULES: CONSTANT VOLTAGE/CURRENT, PRECISION OSCILLATORS ★ UNIPOLAR AND BIPOLAR DIGITAL INTERFACES, FUNCTION GENERATORS, AND MANY OTHERS.
- ★ OUTPUT MATCHING TRANSFORMERS AVAILABLE TO MATCH VIRTUALLY ANY LOAD.
- ★ FULL OPEN AND SHORT CIRCUIT PROTECTION GUARANTEED STABLE INTO ANY LOAD.
- ★ TWO UNITS MAY BE CONNECTED TO PROVIDE UP TO 4kW.
- ★ INTERLOCK CAPABILITY FOR UP TO EIGHT UNITS.
- ★ 3-YEAR PARTS AND LABOUR WARRANTY.

For full details on all Amcron Products write or phone Chris Flack



Kirkham Electronics

MILL HALL, MILL LANE, PULHAM MARKET, DISS, NORFOLK IP21 4XL
DIVISION OF K.R.S. LIMITED
TELEPHONE (037 976) 639/594

Britain's first com computer kit.

The Sinclair ZX80.

£79.95

Price breakdown
ZX80 and manual: £69.52
VAT: £10.43
Post and packing FREE

Please note: many kit makers quote VAT-exclusive prices.

You've seen the reviews... you've heard the excitement... now make the kit!

This is the ZX80. 'Personal Computer World' gave it 5 stars for 'excellent value.' Benchmark tests say it's faster than all previous personal computers. And the response from kit enthusiasts has been tremendous.

To help you appreciate its value, the price is shown above with and without VAT. This is so you can compare the ZX80 with competitive kits that don't appear with inclusive prices.

'Excellent value' indeed!

For just £79.95 (including VAT and p&p) you get everything you need to build a personal computer at home... PCB, with IC sockets for all ICs; case; leads for direct connection to a cassette recorder and television (black and white or colour); *everything!*

Yet the ZX80 really is a complete, powerful, full-facility computer, matching or surpassing other personal computers at several times the price.

The ZX80 is programmed in BASIC, and you can use it to do quite literally anything from playing chess to managing a business.

The ZX80 is pleasantly straightforward to assemble, using a fine-tipped soldering iron. It immediately proves what a good job you've done: connect it to your TV... link it to an appropriate power source*... and you're ready to go.

Your ZX80 kit contains...

- Printed circuit board, with IC sockets for all ICs.
- Complete components set, including all ICs - all manufactured by selected world-leading suppliers.
- New rugged Sinclair keyboard, touch-sensitive, wipe-clean.
- Ready-moulded case.
- Leads and plugs for connection to domestic TV and cassette recorder. (Programs can be SAVED and LOADED on to a portable cassette recorder.)
- FREE course in BASIC programming and user manual.

Optional extras

- Mains adaptor of 600 mA at 9 V DC nominal unregulated (available separately - see coupon).
- Additional memory expansion boards allowing up to 16K bytes RAM. (Extra RAM chips also available - see coupon).

*Use a 600 mA at 9 V DC nominal unregulated mains adaptor. Available from Sinclair if desired (see coupon).

The unique and valuable components of the Sinclair ZX80.

The Sinclair ZX80 is not just another personal computer. Quite apart from its exceptionally low price, the ZX80 has two uniquely advanced components: the Sinclair BASIC interpreter; and the Sinclair teach-yourself BASIC manual.

The unique Sinclair BASIC interpreter offers remarkable programming advantages:

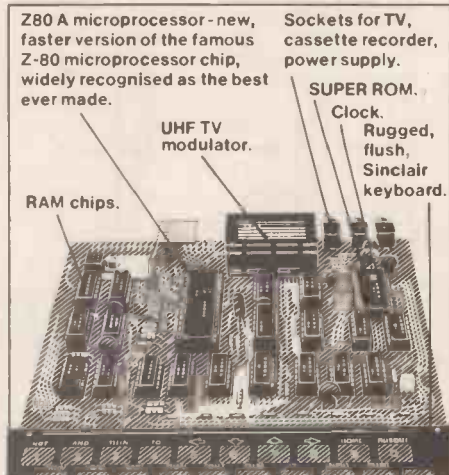
- **Unique 'one-touch' key word entry: the ZX80 eliminates a great deal of tiresome typing. Key words (RUN, PRINT, LIST, etc.) have their own single-key entry.**
- **Unique syntax check.** Only lines with correct syntax are accepted into programs. A cursor identifies errors immediately. This prevents entry of long and complicated programs with faults only discovered when you try to run them.
- **Excellent string-handling capability** - takes up to 26 string variables of any length. All strings can undergo all relational tests (e.g. comparison). The ZX80 also has string input to request a line of text when necessary. Strings do not need to be dimensioned.
- Up to 26 single dimension arrays.
- FOR/NEXT loops nested up to 26.
- Variable names of any length.
- BASIC language also handles full Boolean arithmetic, conditional expressions, etc.
- Exceptionally powerful edit facilities, allows modification of existing program lines.
- Randomise function, useful for games and secret codes, as well as more serious applications.
- Timer under program control.
- PEEK and POKE enable entry of machine code instructions, USR causes jump to a user's machine language sub-routine.
- High-resolution graphics with 22 standard graphic symbols.
- All characters printable in reverse under program control.
- Lines of unlimited length.

Fewer chips, compact design, volume production - more power per pound!


The ZX80 owes its remarkable low price to its remarkable design: the whole system is packed on to fewer, newer, more powerful and advanced LSI chips. A single SUPER ROM, for instance, contains the BASIC interpreter, the character set, operating system, and monitor. And the ZX80's 1K byte RAM is roughly equivalent to 4K bytes in a conventional computer - typically storing 100 lines of BASIC. (Key words occupy only a single byte.)

The display shows 32 characters by 24 lines. And Benchmark tests show that the ZX80 is faster than all other personal computers.

No other personal computer offers this unique combination of high capability and low price.



plete



ZX80 software – now available!

See the advertisements in Personal Computer World (June) and Electronics Today International (July).

New dedicated software – developed independently of Science of Cambridge – reflects the enormous interest in the ZX80. More software available soon – from leading consultancies and software houses.



The Sinclair teach-yourself BASIC manual.

If the specifications of the Sinclair ZX80 mean little to you – don't worry. They're all explained in the specially-written 128-page book free with every kit! The book makes learning easy, exciting and enjoyable, and represents a complete course in BASIC programming – from first principles to complex programs. (Available separately – purchase price refunded if you buy a ZX80 later.) A hardware manual is also included with every kit.

The Sinclair ZX80. Kit: £79.95. Assembled: £99.95. Complete!

The ZX80 kit costs a mere £79.95. Can't wait to have a ZX80 up and running? No problem! It's also available, ready assembled, for only £99.95.

Demand for the ZX80 is very high: use the coupon to order today for the earliest possible delivery. All orders will be despatched in strict rotation. We'll acknowledge each order by return, and tell you exactly when your ZX80 will be delivered. If you choose not to wait, you can cancel your order immediately, and your money will be refunded at once. Again, of course, you may return your ZX80 as received within 14 days for a full refund. We want you to be satisfied beyond all doubt – and we have no doubt that you will be.

sinclair
ZX80
Science of Cambridge Ltd

6 Kings Parade, Cambridge, Cambs., CB2 1SN.
Tel: 0223 311488.

ORDER FORM		To: Science of Cambridge Ltd, 6 Kings Parade, Cambridge, Cambs., CB2 1SN. Remember: all prices shown include VAT, postage and packing. No hidden extras. Please send me:	
Quantity	Item	Item price £	Total £
	Sinclair ZX80 Personal Computer kit(s). Price includes ZX80 BASIC manual, excludes mains adaptor.	£79.95	
	Ready-assembled Sinclair ZX80 Personal Computer(s). Price includes ZX80 BASIC manual, excludes mains adaptor.	£99.95	
	Mains Adaptor(s) (600 mA at 9 V DC nominal unregulated).	8.95	
	Memory Expansion Board(s) (each one takes up to 3K bytes).	12.00	
	RAM Memory chips – standard 1K bytes capacity.	16.00	
	Sinclair ZX80 Manual(s) (manual free with every ZX80 kit or ready-made computer).	5.00	
			TOTAL £
NB. Your Sinclair ZX80 may qualify as a business expense.			
I enclose a cheque/postal order payable to Science of Cambridge Ltd for £ _____			
Please print			
Name: Mr/Mrs/Miss _____			
Address _____			

WW

WW-012 FOR FURTHER DETAILS




**The world over-
You get the
best service
from Haltron**

For high quality electronic valves, semiconductors and integrated circuits – and the speediest service – specify Haltron. It's the first choice of Governments and many other users throughout the world. Haltron product quality and reliability are clearly confirmed. The product range is very, very wide. And Haltron export expertise will surely meet your requirements. Wherever you are, get the best service. From Haltron.



Hall Electric Limited,
Electron House,
Cray Avenue, St. Mary Cray,
Orpington, Kent BR5 3QJ.
Telephone: Orpington 27099
Telex: 896141


Fault us on specification and we'll eat it.



From the raw material to the finished component, Erie has been deeply involved in producing crystals for the past twenty years - to exacting specifications. The factory and test facility complies with the latest MIL standards. Each crystal is tested at least nine times during manufacture. Only after a final check against the customers specification is it allowed through the door.

Erie crystals from 1 KHz to 100 MHz, oscillators and filters, whether standard range or custom-built, could be the answer to your frequency control problem. Consult us with your specification.

ITT Mercator, South Denes, Great Yarmouth, Norfolk, NR30 3PX. Tel: (0493) 4911. Telex: 97421.



ITT mercator

Before Gold Lion valves reach you they've been hit with a hammer!




True. With Hi-Fi enthusiasts demanding higher and higher standards of sound you can't afford poor quality valves. That's why every Gold Lion valve survives an awesome series of tests before it reaches your equipment including testing under amplifier conditions and being hit with a rubber hammer!

So we hand-build Gold Lion valves and use advanced pumping techniques to ensure top quality.

Gold Lion KT77's and KT88's cover 30-200 watts. If you would like to know more send for these Application Report Leaflets, you'll find them fascinating reading.

M-O-V

A MEMBER OF THE GEC GROUP



GEC

S.727

THE M-O VALVE CO LTD, HAMMERSMITH, LONDON W6 7PE, ENGLAND. TEL 01-603 3431. TELEX 23435. GRAMS THERMIONIC LONDON WW — 010 FOR FURTHER DETAILS

OLSON

PORTABLE MAINS DISTRIBUTION — NEW WITH CIRCUIT BREAKERS



**New!
Slim Jim**


Dim. 1 3/4" x 2 1/2" x 18 3/4"
£13.50 P&P £1 + VAT



Fitted with M.K. 10 amp C.B. — 13/A5 SW.CB £29.50 + post £1 + VAT



3 1/2" x 19" Rack Mounting Type 13A/4SW/R £18.50 P&P £1 + VAT

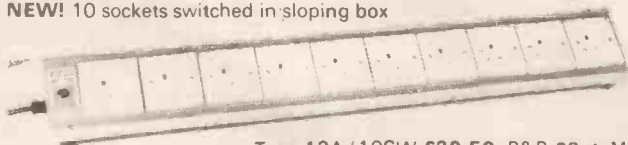


10 amp CB. — 13A/4 SW.CB
£25.95 + post £1 + VAT
TR6 — 6 sockets switched £23.65



4 feet LG. 30 amp total load Instant Trunking System for Wall or Bench Mounting

NEW! 10 sockets switched in sloping box



Type 13A/10SW £29.50. P&P £2 + VAT



COMPLETE WITH 6FT. CABLE
AND 13-AMP FUSED PLUG

- 4 sockets 13A £14.00
 - 6 sockets 13A £16.50
 - 4 sockets 13A switched £15.90
 - 6 sockets 13A switched £18.45
- + Post £1 + VAT



MAINS ISOLATING UNIT

The Olson mains isolating unit is an essential bench item for safety when testing and repairing mains-operated equipment. The isolating transformer has an earthed screen and is rated 250VA.

£38 + P&P £2 + VAT

ALL DISTRIBUTION PANELS ARE FITTED WITH MK SOCKETS & PLUG
Send for details of complete range

OLSON ELECTRONICS LTD., FACTORY NO. 8, 5-7 LONG ST., LONDON E2 8JH
TEL. 01-739 2343

WW—034 FOR FURTHER DETAILS



TRIO TEST INSTRUMENTS

THE RANGE HAS INCREASED —
THE PRICES ARE DOWN

NEW



THE CS1830 30 MHz + Sweep Delay

The CS1830 is a completely new 30 MHz dual trace oscilloscope employing a square format, internal graticle, PDA tube for accurate bright display. A new feature is the inclusion of calibrated sweep delay with a range of 1 μ S-100 mS and trace bright up to show the delay position. As you can see from close study of the photograph, the CS1830 has all the facilities you could require in a high performance instrument but for more detail, simply ask us for a comprehensive leaflet.

Brief specification

Rectangular PDA tube 120 x 96 mm. P31 phosphor.	
Bandwidth DC—30 MHz	Overshoot less than 3%
Sensitivity 5mV/cm (30 MHz)	Sweep time 200nS/cm-0.5 S/cm
2mV/cm (20 MHz)	Linearity better than 3%
Input R.C. 1 M / 23 pF	Trig. bandwidth DC—30 MHz
Risetime 11.7 nS	Sweep delay 1 μ S-100 mS

CS1830 only £455 + VAT includes 2 probes

NEW



THE CS1572 30 MHz for the VTR Lab. If you are in Video, you need the CS1572

The CS1572 is a dual trace 30 MHz oscilloscope designed for the video tape recorder engineer. Video delayed sweep facilities are provided to allow magnification and analysis of any point in a single video frame together with separation of video odd and even fields. A truly unique tool for anyone concerned with video measurements as well as a top specification dual trace wide band oscilloscope for general lab use. The complete range of video facilities is too great to explain in a small advertisement so why not call us and ask for the full story on the CS1572.

Brief Specification

As for CS1830 except that the sweep delay feature is replaced by comprehensive video sweep delay facilities which allow complete analysis of video wave forms and VTR alignment.

CS1572 only £425 + VAT, includes 2 probes

ESTABLISHED




THE CS1577 30 MHz at 2mV + Signal Delay The most popular scope in the range.

The CS1577 is, without doubt, our most popular oscilloscope and hundreds of satisfied users in all sections of the electronics industry will confirm this. The CS1577 combines a wide bandwidth DC-30 MHz performance with extremely wide trigger bandwidth (DC-40 MHz) and 2 mV sensitivity over the full bandwidth.

Fixed signal delay is provided by a helix delay line which allows viewing of the leading edges of fast pulses for accurate rise time measurement, and the 130 mm PDA tube gives a bright, stable trace even at the highest sweep speeds (20 nS/cm using X 5 expansion). Good triggering, even at low levels has always been an outstanding feature of Trio oscilloscopes and the CS1577 demonstrates this to perfection. Triggering, as in the other 30 MHz instruments can be from CH1 or CH2 or can be alternated with the beam switching so that input signals of differing frequency will provide stable displays. Truly an oscilloscope masterpiece. CS1577.

CS1577 only £410 + VAT, includes 2 probes.

ESTABLISHED



THE CS1575, unique dual trace 4 function Audio Scope

The CS1575 is a unique tool for the audio engineer. It features the normal facility of dual trace display with sensitivity to 1 mV/cm but not only can it display the input signal on two channels, it can **simultaneously** display the phase angle between them and measure the phase angle referenced to a zero phase calibration display. In addition to these unique features, you also have independent triggering from each channel to give stable displays even with widely differing input frequencies.

Absolutely indispensable to the professional audio engineer, the CS1575 is now in use all over the world. See it in action or send for complete details.

CS1575 only £235 + VAT.

AND TWO NEW ADDITIONS TO THE RANGE

DL705 MULTIMETER

DC to 1000V
AC to 1000V
 Ω to 20M Ω
I to .2A
Semi Auto Ranging



£70 + VAT

FC756 500 MHz COUNTER

10 Hz-500 MHz
50mV
Superb instrument



£225 + VAT

For further details and ex stock delivery contact

LOWE ELECTRONICS

CHESTERFIELD ROAD, MATLOCK, DERBYS.
0629-2430 - TELEX 377482

Carston Electronics

specialists in second user test and measuring instruments

AS NEW

EX STOCK DELIVERY

Oscilloscopes

TEKTRONIX 465

DC-100MHz Dual Trace 5mV-5V/Div
0.05µs-0.5s/Div Delayed T/B XY DC 4MHz **£1250**

TEKTRONIX 475A

DC-250MHz Dual Trace 5mV-5V/Div
0.01µs-0.5s/Div Delayed T/B XY DC 3MHz **£1950**

THESE INSTRUMENTS SOLD WITH ONE YEAR FULL GUARANTEE

	Prices from £
Acoustic	
BRUEL & KJAER	
2203 Precision sound level meter	400
CEL	
112 LEQ meter digital readout	450
Attenuators	
MARCONI SANDERS	
6593 VSWR Indicator. Batt Mains	175
Bridges	
CINTEL	
277 Measures iron core inductances 0.01H-1000H (with a Q value not less than 2)	130
DAWE	
210B Decade Capacitance box 0.1, 1, 10, 100 pF	20
MARCONI	
TF1245 'Q' meter. Freq. range 1kHz-300MHz using external osc	350
WAYNE KERR	
B641 Measures L C R G Accuracy of 0.1%	450
Q801. Y parameter test set. Plus transistor adaptor unit	230
Cable Test Equipment	
MARCONI	
TF2333 Transmission Test set	575
HEWLETT PACKARD	
3556A For psophometric measurements from 20 Hz 20kHz 0.1mV-30V input level	475

	Prices from £
NEC	
TTS-37B. Noise, level and VU measurement. Sensitivity 180dBm up to +20dBm	275
STC	
74216A Noise Generator CCITT	240
74261A Psophometer CCITT	475
WANDEL u. GOLTERMANN	
DLM-1. Send receive system for measuring phase jitter random noise and frequency shift on data transmission lines	1500
LDS-2. 200Hz-600kHz sender for measuring group delay and attenuation variations	3250
LDEF-2. Filters for DLM unit	250
Counter Timers	
HEWLETT PACKARD	
5300A 5303B DC-520 MHz 6 digits	210
5300A Display Module. 6 Digits. 3 × 10 ⁷	90
5300B Display Module. 8 Digits. 2 × 10 ⁸	140
5303A DC-50 MHz. 100mV sens. Time interval. Period. Ratio Totalise.	75
5303B DC-520 MHz. (Plug-in) 125mV sens. 50Ω	120
5308A 0-75 MHz Universal Module. 50mV sens. 1MΩ	100
5267A Time Interval Plug-in 10ns	120

	Prices from £
MARCONI	
TF2414A DC-40MHz 7 digits	120
TF2416/8 DC-50MHz. 7 Digits. 10mV sens. Stab: 1 × 10 ⁷ day. BCD O/P	180
TF2416/2 As for 2416/8 without BCD. O/P	150
RACAL	
835. DC-15 MHz 6 digits	100
Time interval Period Ratio	250
9024 10 Hz-600 MHz 7 + 1 digits	130
9837 DC-80 MHz 6 digits	
S.E. LABORATORIES	
SM202 DC-150MHz. 8 Digits. 50mV. A, B, C. Input. Time Interval and Totalise	220
Data Loggers	
SOLARTRON	
3240 3301 Data Transfer Unit and 100 Channel Scanner with the following Main Units.	
3205 Universal Interface	
3210 Digital Clock	
3211 Controller	
3215 Scan Controller	
3238 Power Supply	
3221 Drive for Facit 4070 (ASC 11)	
3220 Drive for Clary Printer (Fitted as required)	
3209 Manual Entry Keyboard	120
3213 Push Button Display for Time or Measured Value of Selected Channel	180

	Prices from £
3305 10 Channel I/P Card (Quantity as required) Price per 10 Channels	80
FACIT	
4070 Tape punch (ASC 11)	500
CLARY	
35/3220/3264 10 columns, 2 1/2" wide paper. 0.55 print cycle. Interface for 3240 only	190
Function Generators	
ADVANCE	
J4. 10 Hz-100 kHz. 10 V r.m.s. output Sine/Square Wave	175
HEWLETT PACKARD	
3310 0.0005 Hz-5 MHz. Multi-Mode. 10V/50Ω sine, square, triangular	250
INTER-STATE ELECTRONICS	
F51A Multi-Mode. + and - offset: 0.0005 Hz to 10 MHz. 10/15V/50Ω	250
F55A Multi-Mode. 0.0025 Hz-10 MHz. 10V/50Ω. Ext. VGC. Burst O/P up to 100k bursts/sec	350
PHILIPS	
PM5127. 0.1 Hz-1 MHz. Sine/Square/Triangular/Pulse outputs. External sweep facility 30Vp. p max output	325
Logic Analysers	
HEWLETT PACKARD	
1601L Logic state analyser 12 channel display	250
Modulation Meters	
AIRMEC	
210 1-300 MHz. AM/FM	150
409 3-1500 MHz. AM/FM	295
MARCONI	
TF2300A 1-1000 MHz. AM/FM	450
Multimeters-Analogue	
AVO	
8MKIII AC DC V. AC DC Amps. OHMS	60
Oscilloscopes	
ADVANCE	
OS1000A DC-20 MHz. dual trace	310
DYNAMCO	
7200. DC-15 MHz. Dual Trace 1 mV sensitivity	200
7210. DC-15 MHz. Dual Trace 1 mV sensitivity on CHI. Delayed Timebase	300
HEWLETT PACKARD	
1703A Storage 1000Div/ms. DC-35 MHz. Dual trace Mains/Ext DC	1200
1707B/020 DC-75 MHz. Dual trace. Dual Time Base.	700
1707B/012 As 1707B/020 with Internal Battery fitted	750
181A Storage 1000Div/ms DC-100 MHz Main frame only	650
PHILIPS	
PM3410. DC-1GHz. Sampling oscilloscope	950
TEKTRONIX	
556-1A1. True dual beam. DC-50 MHz. Can display 2 separate signals at different sweep rates. Includes trolley	700
545B 1A1. DC-30 MHz. dual trace. Delayed timebase	325
561A 3A6 3B1. DC-10 MHz. Dual Trace. High persistence tube. Delayed Timebase	275
585A 82. DC-80 MHz. dual trace 10 mV sensitivity	525
547 1A1. DC-50 MHz. dual trace DTB	525
547 1A4. DC-50 MHz. four trace DTB	625
7704A DC-200 MHz. CRT Readout. Mainframe for 4 Plug-in	1200
TELEQUIPMENT	
D53A. DC-25 MHz. dual trace. 10mV sensitivity with C-2 plug-in DC-15 MHz with JD plug-in	250
D63 V1 V3 DC-35 MHz. Depending on sensitivity. 50µV or 1 mV Sensitivity	675

1500 Depending on configuration

More second user bargains

New stock is added daily. For latest details on 'standard' equipment or for help in locating your SPECIALIST NEEDS ring us today!

- all equipment for sale is fully refurbished to manufacturers' original specifications

	Prices from £		Prices from £		Prices from £		Prices from £
Oscilloscope Plug-ins		SOLARTRON		3047. 2 Pen Version of 3046	425	T.V. Test Equipment	
TEKTRONIX		AS 757. 50V. 1A. Variable	25	Signal Sources and Generators		PHILIPS	
Type R. Transistor R.T. tester. Pulse rate 120 pulses/sec. R.T. Less than 5ms	100	Pulse Generators		ADVANCE	130	PM5508B Pattern Generator 625 lines PAL UK Systems	225
Type L. DC-20 MHz. 5mV sensitivity fast rise time amplifier	30	DB ELECTRONICS	50	63B. FM/AM 5-200 MHz		Vibration	
Type G. Differential amplifier. 100:1 CMR DC-20 MHz. 50 mV sensitivity Plug-ins for 500 series	50	EH RESEARCH		HEWLETT PACKARD		DAWE	
1A1 dual trace Plug-in DC-50 MHz	225	122. 1 KHz-200 MHz 5V/50Ω RT 12ns	220	204D 5 Hz-1.2 MHz. 600Ω. 80dB att. D/P 5V RMS	150	1461 CVMI Portable Vibration Analyser Kit	350
1A2 dual trace Plug-in DC-50 MHz	180	139(L). 10Hz-50 MHz 10V/50Ω RT 5ns	175	204D/001 As for 204D (Battery operated)	175	Voltmeters-Analogue	
1A4 four trace Plug-in DC-50 MHz	375	1221. Timing Unit 6 Channel 0-10 MHz 5V/50Ω RT 8ns	100	608E. 10-480 MHz AM	410	BRADLEY	
1A5 Differential Plug-in	175	G710. 5V/50Ω 30 Hz-50 MHz RT 5ns	50	MARCONI		CT471C AC DC Ω current multimeter and RF	75
Z Differential Plug-in	140	132AL. 50V/50Ω 5 Hz-3 MHz RT 12ns	175	TF791. FM Deviation Meter 4-1024 MHz	95	HEWLETT PACKARD	
81 Adaptor Plug-in 1A Series to 580 Series	75	HEWLETT PACKARD	350	TF801. D1. 10-470 MHz AM. FM. TF995A/2. 1.5-220 MHz AM. FM. TF2005A. Two tone 20 Hz-20 KHz	255	427A AC DC Ω multimeter 3406A. 10 kHz 1 2 GHz	275
TELEQUIPMENT		214A 100V/50Ω. Double pulse D/P. W50ns-10ms. 10 Hz-1 MHz. 15ns RT	225	PHILIPS	200	LINSTEAD	
DM64 Storage 250 Divs/ms. DC-10 MHz Dual trace.	400	PHILIPS		PMS326. 100 kHz-125 MHz. Digital display of frequency. AM. FM. Sweep facility for I.F. measurements	525	M2B DC AC 10 Hz 500 kHz	25
D67 DC-25 MHz. Dual trace. Dual Time Base. TV sync.	325	PM5705. 0.1 Hz-10 MHz. Typical RT 6ns Output 1-15V	225	ROHDE & SCHWARZ	850	MARCONI	
D83 DC-50 MHz. Dual trace. Large 6 1/2" CRT. Dual Time Base	650	PM5776 3V/50Ω. 1 Hz-100 Mz. Rise/fall Times less than 1ns.	275	SWOB 11 0.5 1200 MHz 50Ω		TF2603 AC voltmeter to 1.5 GHz	300
Oscilloscopes (storage)		Recorders and Signal Conditioning Equipment		SCHAFFNER		PHILIPS	
DYNAMCO		AMPEX		NSG101 Mains Interference Simulator. Superimposes Pulses on mains for testing immunity of equipment to interference. Pulse amplitude: +800V Rise Time 0.25µs. Width 50 & 200µs	300	PM2454B 1mV 300V 10 Hz 12 MHz Z in 19MΩ DCC P	300
7110. DC-30MHz. Dual trace. Writing speed 20µs / Div.	525	PR2200 Instrumentation Recorder up to 16 channels. FM/DR. Record replay all speeds. 1" tape FM/DR I.R.I.G. DC-40 kHz FM. 100 Hz-300 kHz DR	6500	TEXSCAN	150	Voltmeters-Digital	
TEKTRONIX		BRUNO WOELKE	75	9900. 10 300 MHz Sweep generator with CRT display	525	FARNELL	
549. 1A1. DC-30 MHz. 5mV sensitivity. Dual trace. Storage scope. Writing speed: 5cm/µs with enhancement. Includes trolley	675	ME102B. Wow and flutter meter	90	Spectrum Analysers		DM131B. 1999 FSD AC DC Ω Current Temperature	85
564/3A74/3B4. DC-2MHz, four channel. 20 mV sensitivity. Writing speed up to 500cm/ms	650	ME102C. Wow and flutter meter		NELSON ROSS	350	FLUKE	
564B/3A6/2B67. DC-10 MHz. Dual trace 10mV sensitivity. split screen storage oscilloscope	750	BRUEL & KJAER	750	011 DC 20 kHz 80dB dynamic range. Dispersion. 100 Hz 5 kHz		8000A 1999 FSD AC DC OHMS Current	115
Phase Meter		2305B Bench type. Mains operated. Log recording of AC: 2 Hz-200 kHz and DC.50 or 100mm paper width.	250	022 DC 100 kHz Dynamic range 60dB fits into various 500 series CRO's	350	HEWLETT PACKARD	
DRANETZ		CHESSSEL		TEKTRONIX	475	34740A 34702A 9999 FSD. AC DC OHMS	180
301A 5 Hz-500 kHz. Z in 100kΩ. Accuracy ±1° to ±2°. Analogue O/P	400	301B 3 Pen Potentiometric. 1cm/s-1cm/6min. Ranges 25mV/10mV. 12V DC power supply required.	275	3L5 Plug in unit fits into various 500B series CRO's. 50 Hz 1 MHz Greater than 60dB dynamic range		SOLARTRON	
Power Meters		HEWLETT PACKARD		Sweep Generators		LM1420.2 2300 FSD DC only 0.05" LM1420.2BA. 2300 FSD AC True RMS DC	75
MARCONI SAUNDERS		680M. 5 inch. Stripchart Single Pen 5mV-120V I/P 20cm/min 2.5 cm/hr	275	HEWLETT PACKARD	600	A200 19999 FSD DC only A203 19999 FSD AC DC Ω Sensitivity 1µV DC. 10µV AC. 100mΩ resistance	110
6420 10 MHz-12.4 GHz 10mw	300	RACAL	1950	8690B Mainframe. Int Ext AM. Ext FM	600	A243. 119999 FSD AC DC Ω. Sensitivity 1µV DC. 10µV AC. 10mΩ resistance	160
6421 D0 MHz-18.4 GHz 100mw	75	Store 4. Uses D/4 inch magnetic tape. Will record 4 F.M. channels. Operates at 7 different speeds.		8693B 100 3.7 8.3 GHz 5mW PIN levelled 'N' connectors	600	7050 99999 Auto AC DC Ω	300
6422 10 MHz-12.4 GHz 1mw	50	SMITHS INDUSTRIES	350	8699B 100 0 1 4 GHz 6mW 120mW to 2 GHz PIN levelled. 'N' connectors	1200	Wave Analysers	
6428 26.5-40 GHz 10mw	50	RE541.20 Single Pen. 0.5mV-100V FSD. 3-60cm/min and hour				HEWLETT PACKARD	
Power Supplies		YOKOGAWA				302A 20 Hz 50 kHz 75dB range	375
OLTRONIX		3046. 10 inch Chart Single Pen. 0.5 mV-100 V/P2.60cm/min and/hr	350			MARCONI	
A2.5 KV. 10-2500V up to 10 mA. Current limit 2-12 mA. either ± outputs	60					TF2330 20 Hz 50 kHz Selective Range - 3.5 to 80Hz Dynamic range: 75dB	400
						WAYNE KERR	
						A321 20 Hz 20 KHz Sens 75dB	125



Carston

Carston Electronics Limited
Shirley House, 27 Camden Road, London NW1 9NR, Telex: 23920

Contact Brian Hollingsworth or Noel Jennings


01-267 5311/2

WW — 007 FOR FURTHER DETAILS

Redundant Test Equipment
Why not turn your under-utilized test equipment into cash? Ring us and we'll make you an offer.

VAT charged at Standard Rate

MEET THE PROBLEM SOLVER



The 'System One' series of micro computers is probably the most flexible series of micro computers available today. Flexibility of hardware coupled with a wide range of software, allows the user to choose the most cost effective hardware/software configuration to solve his/her problem.

HARDWARE CONFIGURATION

Internal storage from 32 to 64K.
1 or 2 single-sided 5¼" or 8" floppy disks.
1 or 2 double-sided 5¼" or 8" floppy disks.
Support for most popular makes of printers. 1 or 2 terminals.

SOFTWARE FROM

FORTRAN Compiler
Text Editor

BASIC Compiler
Text Processor

STRUBAL Compiler
Assemblers

LABEL BASIC
PILOT

Basic interpreter both sequential and Random Access Versions. Plus full development and debugging software.

You even have a choice of two Operating Systems. SSBDOS or FLEX.

With all this to choose from you might begin to think you could not afford it — well a 32K storage system one with dual-single sided 5¼" floppy disks, SSBDOS and a basic interpreter would cost you £1,650.

If you require a terminal as well, the above system together with the ACT-1 keyboard and 9" video monitor would cost you £1,970.

Call SEED at our Brownhills office for further details of demonstration.



STRUMECH ENGINEERING ELECTRONIC DEVELOPMENTS LTD.

Portland House, Coppice Side, Brownhills, Walsall
West Midlands. Telex 335243 SEL. Tel. No. 054-33 78151

WW-026 FOR FURTHER DETAILS


**PRODUCTION
TESTING**

DEVELOPMENT

SERVICING

POWER UNITS

Now available with
3 OUTPUTS



Type 250VRU/30/25

OUTPUT 1: 0-30v, 25A DC

OUTPUT 2: 0-70v, 10A AC

OUTPUT 3: 0-250v, 4A AC

ALL
Continuously
Variable

Valradio

VALRADIO LIMITED, BROWELLS LANE, FELTHAM
MIDDLESEX TW13 7EN
Telephone: 01-890 4242/4837

WW — 021 FOR FURTHER DETAILS

Versatile Professional Hand Tools


'SERIES 99' from XCELITE

**99MP Multi-
purpose tool kit**




All most needed 99 Series tools etc,
snips or other tools.

**99PS50 13pc. S/
driver, n/driver
set.**
(inch sizes)



Also available with metric sizes. Ref.
99PS51mm.

**99PS40. Allen Hex
Socket S/driver
set** (inch sizes)



Also available:
99PS41mm (metric).
99PS41mmBP (metric ballpoint).
99PS40BP (inch sizes—ballpoint).

**99SM Service
Master**



Versatile 23 pc. set of quality tools in
roll-up, plastic coated canvas case.
Quick change tools and tool combinations
for assembly and service work.

Check our prices. Complete Xcelite catalogue freely available on request from:

SPECIAL PRODUCTS DISTRIBUTORS LTD.

81 Piccadilly, London W1V 0HL

Tel. 01-629 9556. Cables: Specipro, London, W.1

Telex 265200 (Answerback RACEN G)

The 99 Series is the complete selection of interchangeable tools.

WW — 050 FOR FURTHER DETAILS

Krohn-Hite Function Generators

1st



IN THE SWEEP STAKES

But not only sweep!

Tone-burst, sine, square, triangle and ramp pulse outputs are all embodied in the new 1600, which includes built-in pause marker, and a frequency range of 0.2Hz to 3MHz. The 1600 is one of the many Function Generators available from Krohn-Hite, with frequency ranges of between .003Hz to 30MHz. Prices start at around £245.

Together with our Filters, Oscillators, Amplifiers, Phasemeters and Distortion Analyzers they form the basis of a superb range of equipment for general purpose, audio and communications areas.

To find out more fill in the coupon. And see why Krohn-Hite are sweeping the board!

KEITHLEY

Keithley Instruments Ltd
1 Boulton Road Reading Berkshire RG2 0NL
Telephone (0734) 861287

I would like to know more about Krohn-Hite instruments.
I am particularly interested in:

- | | |
|--------------------------------------|---|
| <input type="checkbox"/> Filters | <input type="checkbox"/> Phasemeters |
| <input type="checkbox"/> Oscillators | <input type="checkbox"/> Function Generators |
| <input type="checkbox"/> Amplifiers | <input type="checkbox"/> Distortion Analyzers |

Name _____

Position _____

Company _____

Address _____

Telephone _____

WW8

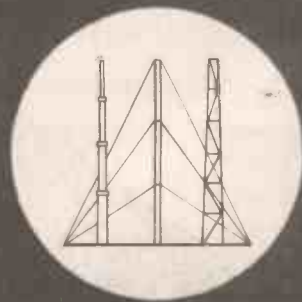

WW-057 FOR FURTHER DETAILS



Hilomast Ltd

HILOMAST SYSTEMS

PNEUMATIC TELESCOPIC MASTS



HILOMAST LIMITED

THE STREET HEYBRIDGE — MALDON
ESSEX CM9 7NB ENGLAND
Tel. MALDON (0621) 56480
TELEX NO. 995855

WW-024 FOR FURTHER DETAILS

The finest amplification kits from Crimson Elektrik

CPR 1 — THE ADVANCED PRE-AMPLIFIER. The best pre-amplifier in the U.K. The superiority of the CPR 1 is probably in the disc range. The overload margin is a superb 40dB, this together with the high slewing rate ensures clean top, even with high output cartridges tracking heavily modulated records. Common-mode distortion is eliminated by an unusual design. R.I.A.A. is accurate to 1dB; signal to noise ratio is 70dB relative to 3.5mV; distortion <0.05% at 30dB overload 20kHz. Following the stage is the flat gain/balance stage to bring tape, tuner, etc. up to power amp. Signal to noise ratio 86dB; slew-rate 3V/μS; T.H.D. 20Hz — 20kHz <0.08% at any level. F.E.T. muting. No controls are fitted. There is no provision for tone controls. CPR 1 size is 138 x 80 x 20mm. Supply to be ± 15 volts.

MC 1 — PRE-AMP-AMPLIFIER. Suitable for nearly all moving-coil cartridges. Send for details.

X02; X03 — ACTIVE CROSSOVERS. X02 — two way, X03 — three way, Slope 24dB/octave. Crossover points set to order within 10%.

REG 1 — POWER SUPPLY. The regulator module, REG 1 provides 15.0-15v to power the CPR 1 and MC 1. It can be used with any of our power amp supplies or our small transformer TR 6. The power amp kit will accommodate it.

★★ NEW ISSUE 5 ★★

POWER AMPLIFIERS. Our new issue 5 power amplifier modules have automatic shut-down that will not allow serious overloads for more than 0.1 sec — thus vastly increasing reliability at elevated temperatures. Other improvements to the circuitry have improved the subjective qualities which keeps CRIMSON even further ahead of the field.

POWER SUPPLIES. We produce suitable power supplies which use our superb TOROIDAL transformers only 50mm high with a 120-240 primary and single bolt fixing (includes capacitors/bridge rectifier).

POWER AMPLIFIER KIT. The kit includes all metalwork, heatsinks and hardware to house any two of our amp modules plus a power supply. It is contemporarily styled and its quality is consistent with that of our other products. Comprehensive instructions and full back-up services enable a novice to build it with confidence in a few hours.

PRE-AMP KIT

This includes all metalwork, pots, knobs, etc., to make a complete pre-amp with the CPR 1 (5) module if required.



POWER AMPLIFIER MODULES

CE 608	£21.00
CE 1004	£24.50
CE 1008	£27.50
CE 1704	£36.00
CE 1708	£35.00

HEATSINKS

Light duty, 50mm. 2 C/W	£1.70
Medium power, 100mm. 1.4 C/W	£2.70

Disc/group, 150mm. 1.1 C/W	£3.50
----------------------------	-------

Fan mounted on two drilled 100mm heatsinks

2x4 C/W 65 max. when used with two 170W modules	£36.00
---	--------

THERMAL CUT-OFF, 70C	£1.90
-----------------------------	--------------

All prices shown are U.K. only and include V.A.T. and post. C.O.D. 90p extra £100 limit. Export is no problem, please write for specific quote. Send large S.A.E. or 3 International Reply Coupons for detailed information.



POWER AMP KIT PRE-AMP KIT PRE-AMPS

£38.80
£39.80

These are available in two versions — one uses standard components, and the other (the S) uses MO resistors where necessary and tantalum capacitors

CPR 1	£34.00
MC1	£26.00
CPR 1S	£44.50
MC 1S	£37.50

ACTIVE CROSSOVER

X02	£19.00
X03	£28.35

POWER SUPPLY

REG1	£9.30	TR6	£2.50
------	-------	-----	-------

BRIDGE DRIVER, BD1

Obtain up to 350W using 2x170W amps and this module

BD1	£7.25
-----	-------



Crimson Elektrik

1a STAMFORD STREET, LEICESTER LE1 6NL. Tel. (0533) 553508
U.K. — Please allow up to 21 days for delivery
Write for free literature or send 50p for application/users' manual.

WW—030 FOR FURTHER DETAILS

You Need

Integrated Circuits?

WE HAVE THEM!

(Even the "Difficult" ones!)

Silicon Solar Cells?

Solar Cell Arrays?

Photovoltaic Solar Cell Panels?

Solar powered Toys & Novelties?

Just Phone or Telex Bob Owen

TELEX 181-758 Answbk. "Calconsdg"


PHONE (714) 565 8303

CALCON LIMITED

9235 CHESAPEAKE DR. STE. F, S.D., CA 92123, USA

WW — 062 FOR FURTHER DETAILS

Recognise me?



If you do
you should know
your
authorised

Avo Sales and Service Centre

Quick turn round on estimates/repairs

Large stocks of new AVOMETERS



Farnell International

Farnell International Instruments Ltd.,
Sandbeck Way, Wetherby West Yorkshire LS22 4DH

Tel 0937 63541 Telex 557294 Farist G

WW—059 FOR FURTHER DETAILS




**Freepost
Birmingham
B19 1BR
021-233-2400**

- FREEPOST ON ORDERS
- VAT INCLUSIVE PRICES
- ADD 30p P&P
- 24 HR PHONE ANSWERING SERVICE
- ACCESS
- VISA
- CASH
- CHEQUE

Adastra PUBLIC ADDRESS EQUIPMENT Adastra

A40 P.A. CENTRE

All Solid State
Power: 40W Music
20W RMS
Mono Cassette Deck
Slider Controls
V.U. Meter
Inputs: 2 - Mic (1mV)
1 - Aux (100mV)
1 - Aux (15mV)




£220.80

The "P.A. Centre" has fully comprehensive facilities making it unique equipment for multi-application use in audio, public address, sound and communication systems. Presentation is in a black/white cabinet, with black/silver deck and control faces, housing the 40W mono amplifier, cassette recorder, internal microphone and speaker. Outputs of 8,16 ohms and 100V line enable a wide range of external loudspeaker systems and P.A. Plans to be used; operation from A.C. mains and 12V car battery further increases the versatility of application, and location possibilities. The "P.A. Centre" can be used as a mixer unit, and the internal condenser microphone or loudspeaker muted as required.

L81 10W MEGAPHONE

Power: 10W
Range: 1/2 mile
Batteries: 6 - 1 1/2V



£89.70

Easy to use and hold, this lightweight megaphone has a range approaching a 1/2 mile. Features ON/OFF switch incorporated in pistol grip and forward facing dynamic microphone. Solid state 3 watt conductor circuit, powered by 6 x 1 1/2V batteries. Attractive red and white case with carrying strap.

A60 SHOULDER PA SYSTEM

Power: 5W RMS, Range 1/2 mile
Batteries: 6 - 1 1/2V




£62.10

This is a versatile, complete P.A. system essential for couriers and guides, public speakers, traffic and parking controllers, showground and display attendants and for countless publicity and promotion activities. The neat leather-tone case with adjustable shoulder strap houses a solid-state amplifier, loudspeaker and storage for the "press-to-talk" microphone on self-coiling lead.

L83 MEGAPHONE (SEP. MIKE)

Power: 16W, Range: 1/2 mile
Batteries: 8 - 1 1/2V

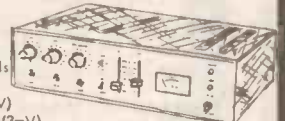


£69.00

High powered, yet compact and easy to carry and use, this solid state megaphone has a range of 1/2 mile. The noise cancelling microphone clips onto the base, has a convenient press-to-talk switch, and volume control and is fitted with a self-coiling lead extending to over 1 1/2 metres. This sturdily constructed megaphone can be operated fixed onto a stand using the hinged hole provided, free standing on table and floor, and portably shoulder slung, or strap carried.

A56 50W A.C./D.C.

All Solid State
Power: 50W RMS
S.N.R.: 55dB
Rotary & Slider Controls
V.U. Meter
Inputs: 3 - Mic (0.5mV)
1 - Mag Phono (3mV)
1 - Aux (200mV)



£117.30

The A-56 is a 50W A.C./D.C., all silicon solid state P.A. amplifier. Its outstanding performance and versatile operating features make it ideal for use in a wide range of applications, such as in schools, factories, restaurants and shopping centres. The amplifier is housed in a grey finished metal cabinet, well complemented with black and silver front fascia panel. 3 low impedance microphone inputs are available. The third of these inputs is an alternative to "auxiliary" or "magnetic phono (R.I.A.A.)" inputs via selector switch A 3 position switch marked MUSIC, SPEECH is provided to give flat cut. The pre-amplifier output is available through a 5-pin DIN socket, rear mounted. Since the "auxiliary" input is through the same socket, it is possible to use a single connector for recording and playback from a tape recorder.

A70 PROFESSIONAL

All Solid State
Power: 175W RMS
S.N.R.: 55dB
Rotary and Slider Controls
V.U. Meter
Inputs: 4 - Mic (0.5mV)
1 - Mag Phono (3mV)
1 - Aux (200mV)




£276.00

Designed and developed to meet and surpass European performance standards, this P.A. amplifier boasts a power handling of 175 W (R.M.S.). It is protected against a short circuit output and incorrect battery connection. Each of the four input channels has its own rotary gain control and individual slide switch operating FLA/VLO filters. Overall Bass and Treble levels are set by slide controls; overall volume level is obtained by observing the inset V.U. meter and operation of the extra large Master Control. Operation is from A.C. mains or from 24V D.C. 4 inputs are low impedance with a 1mV sensitivity; magnetic phono input with R.I.A.A. equalisation provided through a 5-pin DIN socket (3mV). An additional input accepts signals from tuners, tape recorders etc. (250mV). Output matching is to 4, 8 and 16 ohms, 70V and 100V lines plus booster amplifier socket. The casing incorporates front grab handles and protective feet, and can be used free standing or rack mounted.

A55 MOBILE AMPLIFIER

All Solid State
Power: 20W RMS
S.N.R.: 60dB
Pos. or Neg. Earth
Car Mounting Bracket
Rotary Controls
Inputs: 2 - Mic (3mV)
1 - Aux (40mV)



£69.00

Able to operate from both A.C. mains and 12V D.C. this is the ideal solid-state P.A. amplifier for installation in vehicles, cars, vans, boats, and for exhibition, demonstration and display purposes. 3 inputs are conveniently front located, individually gain controlled and will accept two microphones plus ceramic or crystal cartridge, radio or tape recorder. Speaker output impedances of 4, 8, 16 ohms and 100V line allow for long and complex speaker runs. A two-way chrome mounting bracket stand is provided for easy fitting to dashboards, shelves, panels and control desks. The metal cabinet is finished in grey with black and silver front, incorporating gain controls, tone control and A.C. battery power switch with indicator lamp.

MICROPHONES - supplied c/w lead, jack plug, busby, U-bracket (if appropriate)

M12	CONDENSOR CARDIOD - 600 OHM	£26.43
M20	ELECTRET CONDENSOR, OMNI-DIRECTIONAL - 600 OHM	£13.80
M21	ELECTRET CONDENSOR, UNI-DIRECTIONAL - 600 OHM	£19.32
M30	DYNAMIC CARDIOD, BALL WINDSHIELD - 50K/600 OHM	£28.98
M48	ELECTRET PAGING, CARDIOD. (CAST BASE) - 600 OHM	£26.22
M50	COMMUNICATIONS, OMNI-DIRECTIONAL. (HAND HELD) - 600 OHM	£ 6.90

MICROPHONE STANDS

M121	BANQUET STAND, CAST BASE - 11" TO 18 1/2"	£ 7.66
M122	TRIPOD TABLE STAND, SCREW IN LEGS - 4 1/2"	£ 5.11
M124	FOLDING FLOOR STAND - UP TO 60"	£14.49
M125	STUDIO FLOOR STAND, SCREW IN LEGS - UP TO 63"	£20.70
M129	SOLID BASE FLOOR STAND, CAST BASE - UP TO 54"	£17.25
M130	FLOOR STAND WITH CURVED BOOM, SCREW IN LEGS - UP TO 59 1/2"	£31.05

MICROPHONE ACCESSORIES

M142	12" FLEXIBLE GOOSENECK STEM - CHROME FINISH	£ 3.80
M143	20" FLEXIBLE GOOSENECK STEM - CHROME FINISH	£ 4.83
M170	GOOSENECK FLANGE ADAPTOR - BLACK SPRAYED CASTING	£ 2.14
M1040	WINDSHIELD COVER (BUSBY) - MEDIUM (ENTRY 17MM DIA.) PER PAIR	£ 1.59
M1041	WINDSHIELD COVER (BUSBY) - LARGE (ENTRY 32MM DIA.) PER PAIR	£ 2.21

MIXER

M104	SIX CHANNEL STEREO MIXER AND PRE-AMPLIFIER - BATTERY POWERED (accepts high & low impedance microphones, and has R.I.A.A. input)	£62.10
------	---	--------

SPEAKER SYSTEMS - CABINETS

L106	10W, 8 OHM - BLACK FOAM FRONT, 'TEAK' FINISH, 8" DRIVER. PER PAIR	£35.19
L110	40W, 8 OR 16 OHM (SPECIFY WHICH) - BLACK 'VYNYDE' COVERING (fitted with metal corner protectors and complete with a slip-on cover)	£89.70

SPEAKER SYSTEMS - HORNS


L73	5W, 8 OHM WEATHERPROOF HORN, SUITABLE FOR VEHICLE USE	£14.15
L74	10W, 8 OHM METAL HORN	£26.91
L76	10W, 8 OHM WEATHERPROOF A.B.S. HORN	£12.42
L77	15W, 8, 660, 1K0, 2K0, 4K0, 100V LINE WEATHERPROOF ALUMINIUM	£27.60
L78	20W, 8, 500, 600, 1K0, 2K0, 100V LINE WEATHERPROOF ALUMINIUM	£41.40
L78-B	AS FOR L78, BUT 8 OHM IMPEDANCE ONLY	£28.75

CABLES

Z2	MICROPHONE CABLE, HEAVY DUTY, SINGLE, GREY (16/0.2mm centre conductor, 100m reel)	£28.98
Z25	FIGURE 8 FLEXIBLE, RIB POLARISED, GREY (13/0.2mm conductors, 100m reel)	£ 8.21
Z29	TWO CORE OVAL, GREY (16/0.2mm conductors, 100m reel)	£17.25
Z55	6 AMP MAINS LEAD, THREE CORE, ORANGE (24/0.2mm conductors, 50m reel)	£18.28
Z56	13 AMP MAINS LEAD, THREE CORE, ORANGE (40/0.2mm conductors, 50m reel)	£27.25

ALL PUBLIC ADDRESS EQUIPMENT SUBJECT TO 10% DISCOUNT ON COLLECTED ITEMS
TRADE ENQUIRES WELCOME

MONOLITH



QUALITY REEL TO REEL & CASSETTE TAPE HEADS + MECHANISMS

POPULAR UNIVERSAL CASSETTE TAPE HEADS

B12-01 Mono Playback.....	£1.89	C42RPH04 Stereo GLASS FERRITE R/P....	£11.60
B12-02 Mono Record/Playback.....	£4.02	C42RPS18 Stereo TWIN GAP R/P	£25.21
B24-01 Stereo Playback.....	£3.30	E12-09 Mono/stereo erase	£ 1.85
B24-02 Stereo Record/Plbk.....	£6.66	B22-02 Twin ½ track R/P	£ 5.97
B24-07 Stereo R/P, (Dolby Stsm).....	£7.87	C44RPH03 Quad ¼ track R/P.....	£13.17
C42RPH20 Stereo SENDUST R/P....	£9.28	C44RP2ES01 Quad ¼ track combined	
C42RP1ES01 Stereo combined		R/P + Erase	£26.45
R/P + Erase.....	£10.93	C22ES02 Twin half track erase	£ 4.72

SEND FOR OUR FULL CATALOGUE 50p including P. & P.

MONOLITH

THE MONOLITH ELECTRONICS CO. LTD.
5/7 CHURCH ST., CREWKERNE, SOMERSET, ENGLAND. (0460) 74321

PLEASE ENCLOSE
30p P&P WITH
ORDER

ALL PRICES
INCLUDE VAT

WW — 006 FOR FURTHER DETAILS

SIX INSTRUMENTS IN ONE — THE NEW LA1 AUDIO ANALYSER



- ★ SIGNAL GENERATOR—15Hz to 150kHz, 0.008% THD, mid band.
- ★ Digital frequency meter — 6 digit, bright, LED display.
- ★ MILLIVOLTMETER — 100µV to 100V, FSD, fast or slow response.
- ★ DISTORTION METER — down to 0.005% at three frequencies.
- ★ WOW & FLUTTER METER — down to 0.01% FSD, DIN quasi-pk.
- ★ WEIGHTING FILTERS — CCIR/ARM, DIN Audio Band, DIN Rumble, RIAA Output

TRUE PORTABILITY—Battery operation from a single PP9, plus rear fixing modules to suit your application — balanced studio interface to +26dBm, mains or rechargeable operation and audible monitoring.

BASIC
£425 + VAT
LA1

Lindos

Lindos Electronics
Sandy Lane
Bromeswell
WOODBRIDGE
Suffolk, IP12 2PR
Tel. EYKE (03947) 432

WW — 040 FOR FURTHER DETAILS

GIANT SUPERPRINTS PLUS FREE KODACOLOR FILM



A
wireless
world
SPECIAL
OFFER

Reliability · Convenience · Quality

Colour Film Developing costs less when you use our Film Service. Send any make of colour print film for developing, using the envelope enclosed in this issue. Or use any strong envelope, complete the coupon on this page, enclose with the film and send to: Wireless World Film Service, Freepost, P.O. Box 1, Teddington, Middlesex TW11 8BR.

No stamp is needed. Just see what you get....

FREE Kodacolor Film

For every film you send for developing you will receive a replacement film FREE—and look how much you could be saving. Here are Kodak's normal prices: 110/20—£1.44; 126/20—£1.51; 135/24—£1.67; 135/36—£2.12.

Beautiful Colour Prints

Prints with round corners made on hi-definition sheen paper, borderless to give more picture space and elegant style.

Giant Superprints

Giant Superprints make pictures out of snaps. Now you can choose to have bigger prints made from your film with 30% more print area for just 1p more than for the standard size. These are the relative sizes:

	35mm	110	126
Superprints	5¾" x 4"	5½" x 4"	4" x 4"
Standard	5" x 3½"	4½" x 3½"	3½" x 3½"

Please note that Superprints are only available from Kodacolor II, C41 and Agfa CNS cassette and cartridge film.

Prices

Just look at what you save. We charge only 80p for developing 126, 110 or 35mm film. Administration, post and packing is 20p and prints are 16p for standard and 17p for giant Superprint. There is a surcharge of 20p for both 400 ASA and Roll film—minimum charge £1. Compare these with Kodak's suggested prices: £1.35 for developing and 18p for a standard print. And remember, we give you a free film. So by using our service you could be saving as much as £3.19.

Send No Money

Not until you see your prints. An invoice will be sent together with the prints and free Kodacolor film.

Free Album Sheets

Our voucher collecting scheme (1 voucher for each set of prints) means you can get a set of Album Sheets—Free—to show off your pictures.

Albums

To hold the free Album Sheets, our Album is elegant and keeps your pictures safe. The album comes complete with 4 sheets and will display both standard and giant superprints. It is only £3.25 plus 75p p & p.

Reliability, Convenience and Quality. You get all these when you use our film service. Try it for yourself, we are confident you will be pleased with the results.

Offer applies to U.K. Only. B.F.P.O., Eire and C.I. include handling surcharge. Offer excludes Minolta and Subminiature and Black and White film. Prices correct at date of printing. Standard terms of business apply (available on request).

From: Wireless World Film Service
Freepost, Teddington, TW11.

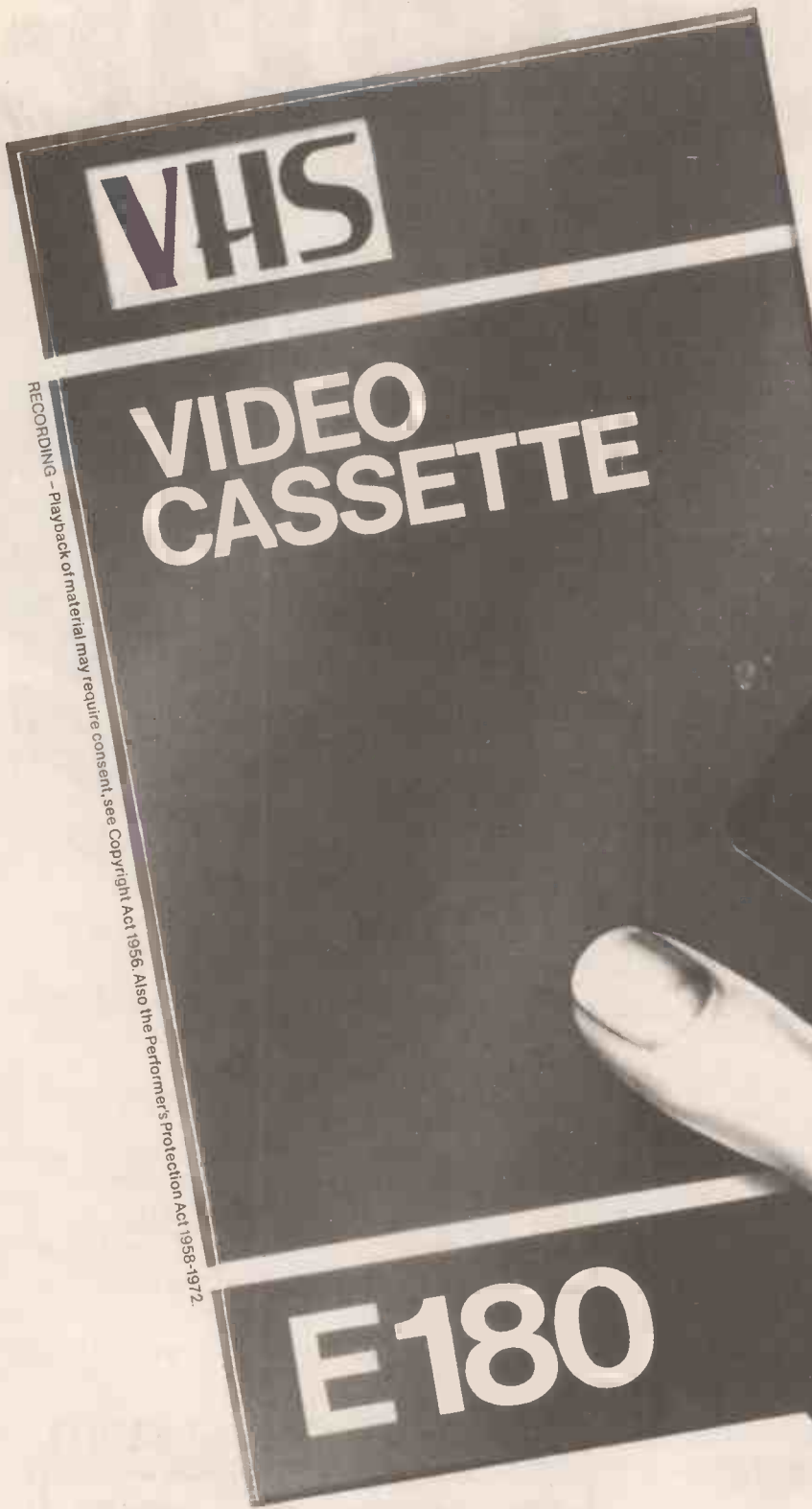
Mr/Ms.....

Address.....
.....
.....

Postcode.....

Prints are normally despatched within four working days of receipt of film.

We right



RECORDING - Playback of material may require consent, see Copyright Act 1956. Also the Performers Protection Act 1958-1972.

Advertisement produced co-operatively by: Akai, Ferguson

got it right, t from the start.

Believe it or not, 2 out of every 3 home video recorders sold or rented in this country in 1979 were VHS models. VHS was also the most successful home video system worldwide.

That represents a pretty overwhelming vote of confidence. How did we manage it?

At the outset we were determined to produce a home video system that was nothing short of outstanding. That's why VHS offers standards of reproduction, reliability and compatibility that are quite simply second to none.

And of course, if you build a better system in the first place there's less need to change it later on.

So while we have continually improved the quality of our recorders - there are now triple standard VHS machines which accept PAL, SECAM and NTSC - we have never changed the design of the VHS cassette. And it will not change in the future either. Which is more than can be said for some of our competitors.

By maintaining the same cassette, VHS has become the most compatible system available. So your customers will find it much easier to swap tapes with friends and enjoy the greatest range of pre-recorded material too.

VHS is the No. 1 system in the UK, Europe, the US and Japan.

Make sure you've got it.
Right?

The world's No.1 system.



VHS

Hitachi, JVC, Panasonic, Sharp.

video amplifiers music centres electronic organs

Read all about home entertainment ideas for the nineteen-eighties in the new Hi Fi Yearbook and Home Entertainment. Still the leading reference book on Hi Fi it's now bigger and better than ever, with over 550 pages and new sections covering other types of home entertainment equipment: radios, electronic organs, colour TVs, video recorders and electronic TV games. There are specifications, prices and illustrations for the equipment covered, as well as informative articles written by experts... Plus directories of manufacturers, suppliers and dealers.

Hi Fi Year Book and Home Entertainment 1980 available at leading newsagents and bookshops from November 1st. Price £3.75. If in difficulty order direct from the publishers @ £4.25 inclusive.

ORDER FORM

To: General Sales Manager, Room CP34,
IPC Business Press Ltd., Dorset House,
Stamford Street, London SE1 9LU

Please send mecopy/copies of Hi Fi Year Book and Home Entertainment 1980 @ £4.25 a copy inclusive, remittance enclosed. Cheque/p.o. should be made payable to IPC Business Press Ltd.

Name
(please print)

Address

Registered in England No. 677128
Registered Office: Dorset House, Stamford Street, London SE1 9LU WW

CB RADIO ACCESSORIES

The Largest distributors of CB accessories in the UK.

SHOP NOW OPEN

Come and see the biggest and best selection of CB radio accessories including:-



SWR METERS including HANSEN

MICROPHONES by TURNER -K40 G.C.ELECTRONICS

SUPPRESSION EQUIPMENT PLUS MUCH MUCH MORE

ANTENNAS by HY-GAIN SIRTTEL & HMP



Mura
Mura Electronics (UK) Ltd.,
79 Church Road, Hendon, London NW4
Tel: 01 203 5277/8

Sole UK. agents for:-

NV-RAMA CORPORATION SA

3½ DIGIT LCD MULTI-METER KIT

NEW

Build the Practical Electronics handheld DMM. This superb product offers professional precision with extended battery life. Five function operation (AC and DC VOLTS, AC and DC CURRENT, RESISTANCE) with ability to check diodes. 0.5" LCD display with 'Battery Low' warning. Auto-polarity, Auto-zero. Full protection against transients and overloads with ability to withstand mains on any range. 0.5% basic DC accuracy and 15 different ranges. It measures AC/DC voltages from 0.1mV to 500V. AC/DC current from 0.1µA to 2A. Resistance from 0.1Ω to 2MΩ. 200 hour battery life.

The Kit contains all parts needed to construct the multimeter plus assembly instructions, battery and test leads.

We also offer a calibration service (£5.00 + VAT) and a trouble-shooting and calibration service (£7.50 + VAT). Various other component parts are also available as listed.

The multimeter is also available fully assembled and calibrated at a cost of £39.70 + P&P + VAT.

Lascar Electronics Ltd., Unit 1, Thomasin Road, Basildon, Essex. Telephone No: Basildon (0268) 727383.



**FEATURED
AS A
PROJECT IN
PRACTICAL
ELECTRONICS**

	£	P & P	VAT	TOTAL
PE-DMM KIT	32.95	1.00	5.09	39.04
ICL 7106	8.95	0.50	1.42	10.87
LCD DISPLAY	7.95	0.50	1.27	9.72
PCB	4.95	0.50	0.82	6.27
FULLY ASSEMBLED DMM (INC. LEADS)	39.70	1.25	6.14	47.09

To: Lascar Electronics, Unit 1, Thomasin Road, Basildon, Essex.

Please send me Data FULLY ASSEMBLED DMM (INC. LEADS) £47.09

PE-DMM KIT £39.04 ICL 7106 £10.87 LCD DISPLAY £9.72 PCB £6.27

Name _____


Address _____

Tel No _____

I enclose cheque/P.O. value

WW — 052 FOR FURTHER DETAILS

METER PROBLEMS?



137 Standard Ranges in a variety of sizes and stylings available for 10-14 days delivery. Other Ranges and special scales can be made to order.

Full Information from:

HARRIS ELECTRONICS (London)

138 GRAYS INN ROAD, W.C.1 Phone: 01/837/7937

WW — 020 FOR FURTHER DETAILS

MORE SPEC. FOR YOUR MONEY

TYPE 747 UNIVERSAL COUNTER TIMER

DC to 150MHz 8 DIGITS, 3 CHANNELS

MEASURES —

FREQUENCY Ch A and Ch C

PERIOD Ch A

TIME ± Ch A to ± Ch B

PULSE WIDTH Ch A + or —

COUNT Ch A (may be gated and reset by B & C)



£175

AVERAGES 1 to 1000 events

& 3.50 carriage, ins. etc.

TYPE 745 COUNTER TIMER

DC to 32MHz

5 DIGITS

MEASURES —

FREQUENCY

PERIOD

TIME

COUNT

6 GATE TIMES/TIME UNITS



£96.91

& 2.50 carriage, ins. etc.

10 µS to 1S

TYPE 746 AUTORANGING FREQUENCY METER £75.03

1Hz to 99.9KHz

TYPE 615 OFF-AIR STANDARD £80.93

10MHz, 1MHz and 100KHz

OMB ELECTRONICS, RIVERSIDE, EYNSFORD, KENT DA4 0AE

Tel. Farningham (0322) 863567


Prices, which are CWO and ex-VAT, are correct at the time of going to press and are subject to change without notice.

FROM OMB ELECTRONICS

WW — 060 FOR FURTHER DETAILS

IT'S AS EASY AS A,B,C...

...ASK OUR DEALERS.



- A **EXP 650** For microprocessor chips. **£3.60**
 B **EXP 300** The most widely sold breadboard in the UK; for the serious hobbyist. **£5.75**
 C **EXP 600** 6" centre channel makes this the Microprocessor Breadboard. **£6.30**
 D **EXP 4B** An extra 4 bus-bars in one unit. **£2.30**
 E **EXP 325** Built in bus-bars accepts 8, 14, 16 and up to 22 pin ICS. **£1.60**
 F **EXP 350** 270 contact points, ideal for working with up to 3 x 14 pin DIPS. **£3.15**
 G **PB6** Professional breadboard in easily assembled kit form. **£9.20** (Not illustrated.)
 H **PB 100** Kit form breadboard recommended for students and educational uses. **£11.80** (Not illustrated.)

& IT'S AS EASY AS 1,2,3 with THE EXPERIMENTOR SYSTEM

SCRATCHBOARD
 -BREADBOARD
 -MATCHBOARD

1. EXP 300PC which includes one item. A matchboard pre-drilled PCB — **£1.32**
2. EXP 302 which includes three items. Three 50-sheet scratchboard workpads — **£1.68**
3. EXP 303 which includes three items. Two matchboards and an EXP 300 solderless breadboard — **£8.60**
4. EXP 304 which includes four items. Two matchboards and EXP 300 breadboard and a scratchboard workpad — **£9.30**

The above prices do not include P&P and 15% VAT

TOMORROW'S TOOLS TODAY

CONTINENTAL SPECIALTIES CORPORATION



C.S.C. (UK) Limited, Dept. 700
 Unit 1, Shire Hill Industrial Estate,
 Saffron Walden, Essex CB11 3AQ.
 Tel: Saffron Walden (0799) 21682
 Telex: 817477

NAME _____

ADDRESS _____

I enclose cheque/PO for £ _____
 or debit my Barclaycard, Access, American Express card

No. _____ Exp. date _____

or Tel: (0799) 21682 with your card number and your order will be in the post immediately.

A EXP 650 £5.00	Qty. Reqd.	B EXP 300 £7.76	Qty. Reqd.
C EXP 600 £8.39	Qty. Reqd.	D EXP 4B £3.50	Qty. Reqd.
E EXP 325 £2.70	Qty. Reqd.	F EXP 350 £4.48	Qty. Reqd.
G PB6 £11.73	Qty. Reqd.	H PB 100 £14.72	Qty. Reqd.

Experimentor System

1 EXP 300 PC £2.38	Qty. Reqd.	2 EXP 302 £2.79	Qty. Reqd.
3 EXP 303 £11.04	Qty. Reqd.	4 EXP 304 £11.85	Qty. Reqd.

Boxed prices include P & P and 15% VAT
 If no dealer in your area contact CSC direct.

FREE catalogue
 tick box

Continental Specialties Corporation, (U.K.) Limited, Dept. 700,
 Unit 1, Shire Hill Industrial Estate, Saffron Walden, Essex. Tel: (0799) 21682

AITKEN BROTHERS,
 35 High Bridge, Newcastle Upon Tyne, NE1 1EW.
 Tel: 0632 26729.

ARROW ELECTRONICS LTD.,
 Leader House, Coptfold Road, Brentwood, Essex.
 Tel: 0277 226470.

BASIC ELECTRONICS LTD.,
 18 Epsom Road, Guildford, Surrey, GU1 3JN.
 Tel: 0483 39984.

BI-PAK SEMICONDUCTORS,
 P.O. Box 6, Ware, Herts.
 Tel: 0920 3442.

F. BROWN & CO.,
 45 George IV Bridge, Edinburgh, EH1 1EJ, Scotland.
 Tel: 031 225 3461. Telex: 922131.

THE CHILDRENS SHOP & TACKLE BOX.,
 73-75 High Street, Ryde, Isle of Wight.
 Tel: 0983 63437.

CUBEGATE LTD.,
 301 Edgware Road, London, W2 1BN.
 Tel: 01 724 3565.

ETÉSON ELECTRONICS,
 15b Lower Green, Poulton-Le-Fylde, Blackpool, FY6 7JL.
 Tel: 0253 885107.

H. GEE ELECTRONIC SUPPLIES,
 94a Mill Road, Cambridge, CB1 2BD.
 Tel: 0223 358019.

LEEDS AMATEUR RADIO,
 27 Cookridge Street, Leeds, LS2 3AG.
 Tel: 0532 452657.

MARSHALLS,
 108A Stokes Croft, Bristol.
 Tel: 0272 426801.

85 West Regent Street, Glasgow, G2, Scotland.
 Tel: 041 332 4133.

325 Edgware Road, London, W2.
 Tel: 01 723 4242.

40 Cricklewood Broadway, London, NW2 3ET.
 Tel: 01 452 0161.

RASTRA ELECTRONICS LTD.,
 275-281 King Street, Hammersmith, London, W6.
 Tel: 01 748 3143. Telex: 24443 RASTRA G.

SHUDEHILL SUPPLY COMPANY,
 53 Shudehill, Manchester, M4 4AW.
 Tel: 061 834 1449.

SPECTRON ELECTRONICS (M/C) LTD.,
 7 Oldfield Road, Salford, M5 4NE.
 Tel: 061 834 4583.

SWANLEY ELECTRONICS,
 32 Goldsel Road, Swanley, Kent, BR8 8EZ.
 Tel: 0322 64851.

TECHNOMATIC LTD.,
 17 Burnley Road, London, NW10 1ED.
 Tel: 01 452 1500. Telex: 922800.

TOMORROW'S TOOLS TODAY

Also ask your local stockist.
 If no dealer in your area, contact CSC direct.

CONTINENTAL SPECIALTIES CORPORATION



C.S.C. (UK) Limited, Dept. 700
 Unit 1, Shire Hill Industrial Estate,
 Saffron Walden, Essex CB11 3AQ.
 Tel: Saffron Walden (0799) 21682
 Telex: 817477

wireless world

Are engineering ethics possible?

Editor:

TOM IVALL, M.I.E.R.E.

Deputy Editor:

 PHILIP DARRINGTON
Phone 01-261 8435

Technical Editor:

 GEOFFREY SHORTER, B.Sc.
Phone 01-261 8443

Projects Editor:

 MIKE SAGIN
Phone: 01-261 8429

Communications Editor:

 TED PARRATT, B.A.
Phone 01-261 8620

Drawing Office Manager:

ROGER GOODMAN

Technical Illustrator:

BETTY PALMER

Production & Design:

ALAN KERR

Advertisement Controller:

G. BENTON ROWELL

Advertisement Manager:

 BOB NIBBS, A.C.I.I.
Phone 01-261 8622

DAVID DISLEY

Phone 01-261 8037

Classified Manager:

 BRIAN DURRANT
Phone 01-261 8508 or 01-261 8423

MIKE THRIVES

(Classified Advertisements)

Phone 01-261 8508

JOHN GIBBON (Make-up and copy)

Phone 01-261 8353

Publishing Director:

GORDON HENDERSON

The title of a recent article in *IEEE Spectrum*, "How to be ethical and survive", says it all. There is the clear implication that you might not in fact survive in engineering if you act according to your ethical principles. Your job may be at risk, as some engineers have already discovered. The "whistle-blower" is not liked by managements and colleagues who do not share his scruples. And by suggesting that ethics really belongs to the individual, to the realm of personal and private convictions, the title raises the question of whether ethics is in fact applicable to such a public and collective activity as engineering.

In the USA they obviously think it is. Over there an attempt is being made to frame a unified code of ethics that will be relevant to all branches of engineering. And for some months 18 teams of engineers and philosophers have been exploring this question under the impressive title of The National Project in Philosophy and Engineering Ethics, apparently believing, in typical American fashion, that truth will be found by sheer application and weight of numbers. If philosophers are anything to go by they will not provide any answers but simply analyse and clarify the questions with finer and finer distinctions – which is what philosophers have been doing ever since Plato.

The practical questions which may force engineers into making ethical judgements range from the clearcut to the hazy. Will this design of bridge carry the intended load or will it collapse and kill people? Will this design of tv set operate safely or will it catch fire in somebody's home? If "commission" is paid to certain people to help along the sale of equipment, is this bribery? If I use somebody else's ideas in my work without permission, is this theft? But even if one succeeds

in making a private judgement on such matters, deciding whether to act on it publicly is quite another thing. The act, or lack of it, could be crucial to your material prospects or to your dearly prized image of yourself as a decent human being. Being forced to decide could make you think really hard about whether your first responsibility is to the public or to your employer.

It is to help the individual in such circumstances that the imposed code of ethics is useful. If the code is accepted and has authority he can shelter behind it. It is simply the law, isolated from all those difficult questions of morality. But if the code is derived from what is socially acceptable, rather than what is right, does it have any real worth? Here we encounter the old problem of whether ethics should be descriptive (what people *actually* do) or prescriptive (what they *ought* to do). And there are many others. For example, is morality altruistic, the result of social pressure, or egoistic, arising from individual self-interest? Can there be an objective basis for ethical judgements or must they always be subjective and relative?

One could certainly devise a practical code of engineering ethics based on the criterion of protecting individuals from malpractices. But this would be accepted by engineers' employers only to the extent that it served the purely technical function of satisfying the customer. Ethics are good for business. In other respects it would be treated as just another engineering constraint, to be got around by cleverness. Any genuine effect it might have would depend entirely on those few who saw it as a human claim rather than a technical means or obstacle. For, as the philosopher A. J. Ayer recently admitted in a newspaper interview, "morality is mainly about respect for other people's feelings and interests."

Graphical communication with microcomputers

Input and output of data for interactive graphics

by I. H. Witten M.A., M.Sc., Ph.D., M.E.E. Department of Electrical Engineering Science,
University of Essex.

This article introduces the techniques of interactive computer graphical input and output, concentrating on the low-cost raster type of display. Input devices described include the light pen and touch tablet, and mention is made of a hand-printing input recognizer. The first part deals with point-plotting and raster-scan displays.

Pictures are a venerable, a natural, and often a most effective way of communicating information, and can greatly enhance a dialogue between man and machine. On the simplest level, functional or empirical relationships can be displayed as a computer-generated plot, and as an example a trend curve for the stock market, together with the individual stock prices on which it is based, is shown in Fig. 1. Rather more exciting is the representation of three-dimensional surfaces like the one in Fig. 2 of a mathematical function. Notice that "hidden lines" have been removed from this picture by the computer — the same function could be plotted with all lines visible. Figure 3 shows an electrical circuit diagram. Here, the computer can perform analysis of the circuit as well as simply drawing it, probably presenting the results of this as electrical waveforms expected at key test points. Since circuits are often etched directly on the surface of a printed circuit board using a photographic process, this too can be automated.

The display of text itself is a most important application of computer graphics, and Fig. 4 shows a typical v.d.u. (visual display unit) computer terminal. Text can be presented in new ways which are impossible on paper, for parts of the screen may be dynamically overwritten, or highlighted by blinking. Suitable software can restrict any input typed on the keyboard to pre-defined parts of the page, for example to assist with filling in a questionnaire. On the other hand, the v.d.u. can be very constraining — annotating a text or scoring out sections is often much easier on paper. A large variety of type fonts can be accommodated, and Fig. 5 shows Chinese text on a v.d.u. screen.

Limited graphics capability is provided in many microcomputer display system, like that used in the teletext facility of the British television services

and also in the viewdata scheme (promoted by the Post Office under the name "Prestel"). This generates low-resolution pictures of the type shown in Fig. 6, which are particularly effective in colour. On home computers, such facilities are usually designed to enhance computer games.

Much more expensive equipment is needed to draw three-dimensional shaded objects, and here the computational burden of hidden-line removal can become very great. The illusion of depth is greatly enhanced by the ability to change the apparent viewing position by rotating the object: this too places heavy demands on both the display hardware and supporting software. Systems exist which provide a cockpit view from a simulated aeroplane, allowing you to bank and loop, swoop low over roads and fields, land, and taxi across the airfield into a hangar!

Graphical input is much more primitive. Of course you can interface a television camera to a computer bus and digitize visual images, but interpreting them with a program is currently a challenging research problem. The effects of lighting and shadow, which at first seem to confound recognition by tarnishing and confusing the objects which are being viewed, are in

fact important, but subtle, clues to shape and orientation in real-world scenes. Further complications arise from binocular vision, and motion of the object or observer. Even two-dimensional line drawings present considerable difficulties. The thumbnail sketch which so greatly assists communication between engineers or architects is virtually impossible to interpret automatically. Of course, it is easy to record such pictures by computer, and they can be processed by scale changes or rotation and stored for subsequent output on demand — the difficulty is in deducing facts about the structure of the objects depicted. While recording and replaying pictures can be most useful for communication between one person and another, the emphasis of this article is on man-computer communication, and for this it is necessary for the machine to interpret its input.

The easiest thing to interpret is pointing — and this can be put to extraordinarily good use. It is well suited to the machine's capacity for high-speed display, and to man's potential for rapid assimilation of pictorial information, quick decision-making, but rather restricted output capability. This leads

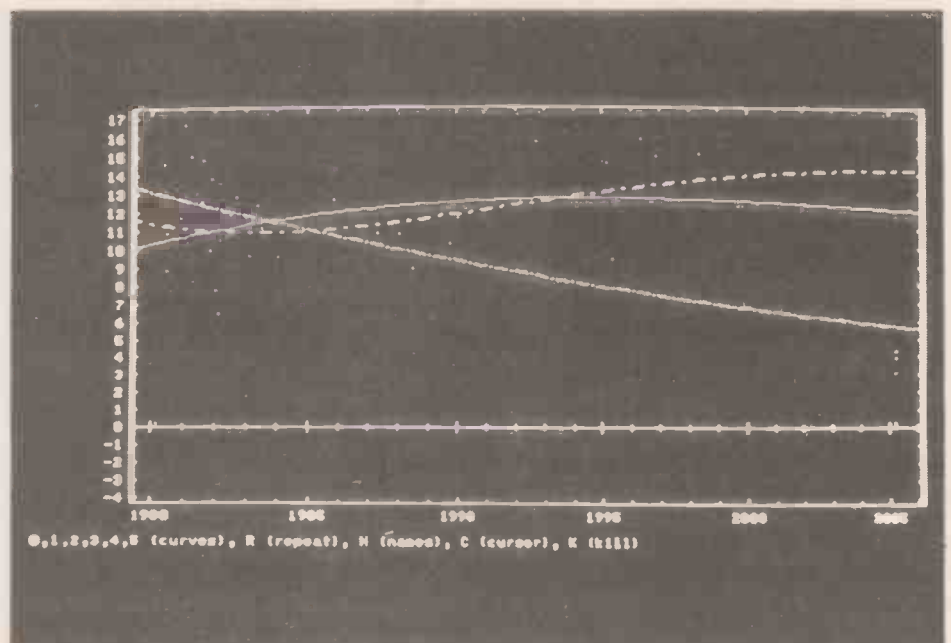


Fig. 1. Stock prices, with a trend curve.

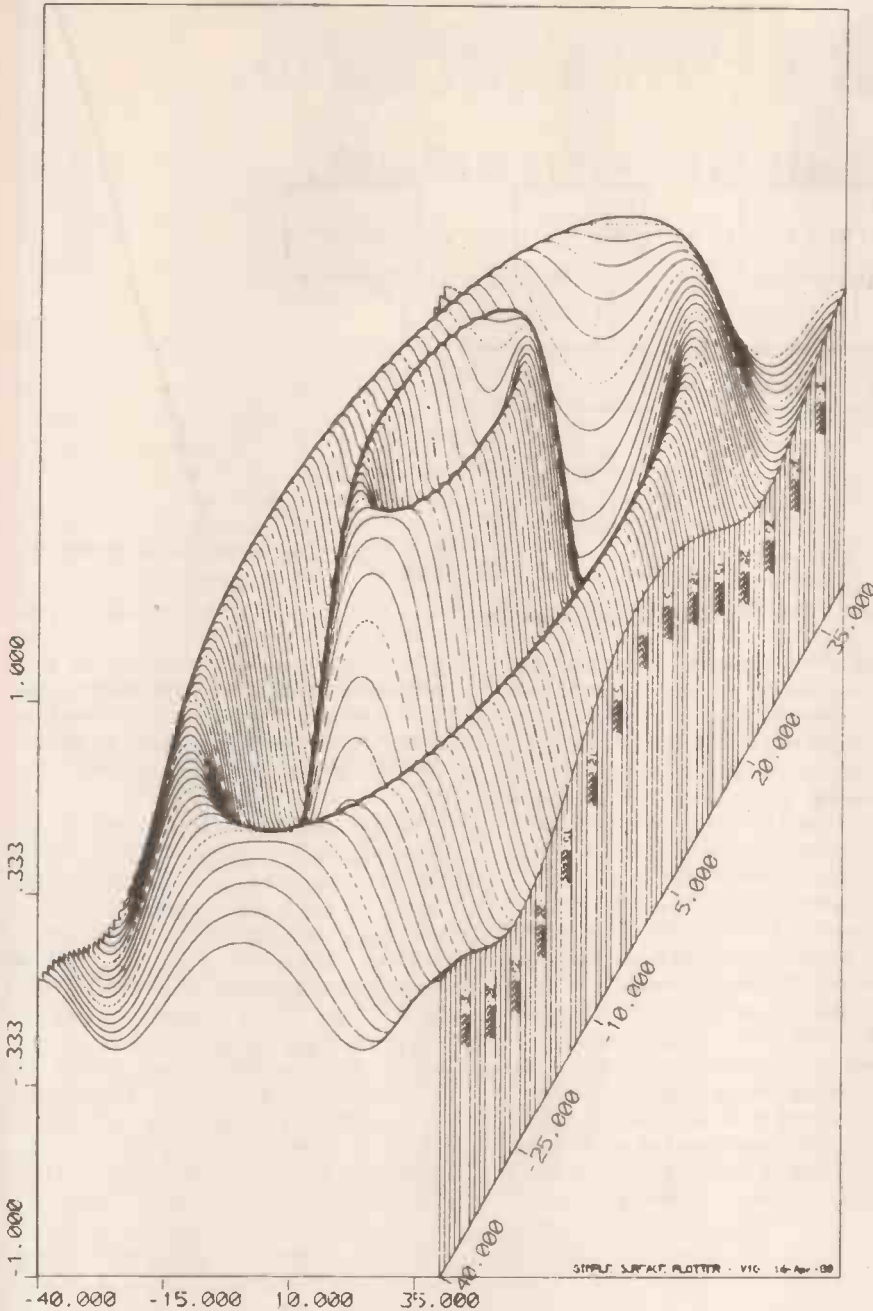


Fig. 2. A three-dimensional surface, with hidden lines removed.

to the use of a "menu" to show possible options which are selected by pointing; to a stylus which can "pick up" part of a picture and "drag" it around the screen; to "rubber-band lines" which extend from a point on the screen to the stylus tip and move around with it, keeping straight all the time. All these facilities can be provided by a display and suitable software if only the pen coordinates are continually known.

This article introduces the technology of interactive computer graphics. The "interactive" qualifier is important here because it excludes displays which cannot be used for quickly-changing pictures. For example, a plotter which draws lines on paper with a computer-controlled pen is not considered interactive, for it produces pictures slowly, one at a time. In fact, once you appreciate the principles of interactive

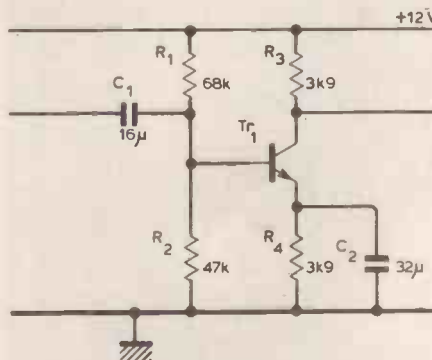


Fig. 3. Electrical circuit diagram.

displays, non-interactive ones are easy to grasp. Two fundamental techniques of random point-plotting and raster-scanning are described first. Although random point-plotting is the oldest and



Fig. 4. V.d.u. computer terminal.



Fig. 5. Chinese text.

still the dominant technique for high-quality graphics, it is being ousted by raster-scanning, particularly in mass-produced low-cost systems. Hence, we spend rather more time on the latter, discussing the generation of characters, cell-organized raster displays, and related graphics facilities like those of the teletext and viewdata systems. Then, two devices for input are described, one of which is inherently a pointing device while the other is not but can be made so by suitable software. Finally, there is a new input peripheral which recognizes hand-printing, to give a taste of things to come.

Point-plotting displays

The simplest kind of display needs to be able to position a spot on the face of a screen by controlling its x and y coordinates. Think of an oscilloscope, where x and y deflection mechanisms steer the beam of light to any position on application of suitable control voltages. The details of the deflection mechanism

itself are not important for an understanding of the potential of the display for man/machine interaction; however, certain properties of it do affect the kind of pictures that can be drawn and the cost of the display, and we will come to these in a moment. In addition to x and y control, a z - or brightness-control is needed to turn the spot on and off.

Figure 7 shows how the display can be connected to the computer bus. Three output ports are provided, one for each of the beam's degrees of freedom. Digital-to-analogue converters change the digital x and y coordinates to voltages which control the deflection mechanism, while since the brightness is either on or off, only a buffer is needed to provide two suitable voltage levels. (This buffer is really a 1-bit d/a converter!) The resolution that is required of the converters depends on the accuracy with which the position has to be specified. Typically, 10-bit converters are used, giving a grid of 1024×1024 points. Notice that this grid contains a total of just over one million points, and if each can be on or off then there are over $2^{1000000}$ possible patterns that can be displayed. This is a truly enormous number, whose decimal representation has around 300,000 digits, and the old adage that a picture is worth a thousand words is clearly an underestimate!

Part of a program for driving the display is shown below. This presents a spot at the point with coordinates (52,716). Can you see why the program manipulates z and does not just leave it at 1 all the time? Physical considerations of the display hardware may dictate some changes in the program: it may be necessary to wait between steps 4 and 5 to give the spot time to brighten up, and between 3 and 4 to allow the position of the beam to settle.

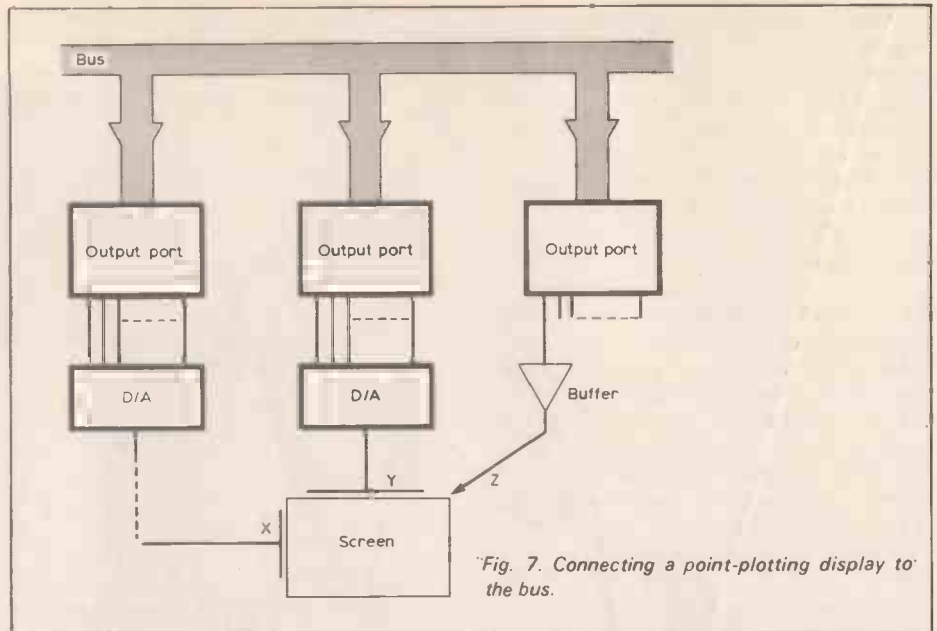


Fig. 7. Connecting a point-plotting display to the bus.

Refresh. What happens when the program is executed once? The spot will move to the specified point, brighten up, and that will be that. If you're lucky you might catch a glimpse of a brief and microscopic flash on the face of the screen. To give an illusion of a sustained point, the display needs to be refreshed periodically, every 20 msec or so.

The refresh rate required depends on the properties of the display itself: usually light is produced by an electron beam striking a phosphor-coated screen and the duration of the spot depends on the "persistence" of the phosphor used. The need to refresh brings many problems in the design and use of computer displays, because if several thousand points are to be refreshed every 20 msec there is not much time for each; for a 1024×1024 display contains over a mil-

lion points. If the display is not refreshed quickly enough the picture will flicker: this begins to become noticeable at a refresh rate of about 30Hz (33 msec between refreshes).

Timing considerations. Important parameters of a point-plotting system are d/a conversion time, deflection speed of the beam, attack time of the phosphor, persistence of the phosphor, refresh rate and computer speed. A typical settling time for d/a converters is 1 or $2\mu\text{sec}$. The currents in the bank of resistors must stabilize and, after the operational amplifier sums these, its output voltage must settle. High-speed d/a converters can be built to stabilize after as short a time as 30nsec. The deflection speed of the beam depends on the deflection system used. There are two important ones, magnetic and electrostatic deflection, the former taking as long as $25\mu\text{sec}$ for a corner-to-corner movement of the beam and the latter accomplishing even this large movement in $1\mu\text{sec}$. Why not always use electrostatic deflection? It costs more! The magnetic scheme is used in television receivers, and these are available very cheaply because of their high sales volumes. The attack time of the phosphor causes no difficulty, being of the order of 50nsec, and its persistence varies depending on the type of phosphor used. While long persistence – and it can be as long as several seconds – means that the refresh rate can be lower, it prevents rapid changing of the display contents because after-images of the old picture remain on the screen. This is quite distracting, and so persistences of around 5 to 10msec are used for interactive displays, allowing a refresh rate of 25-50Hz to be employed without after-images. Finally, if the computer is used in a simple point-plotting mode, as indicated in Figs. 7 and 8, the program execution time to display one point will be 30-100 μsec on present-day microprocessors.

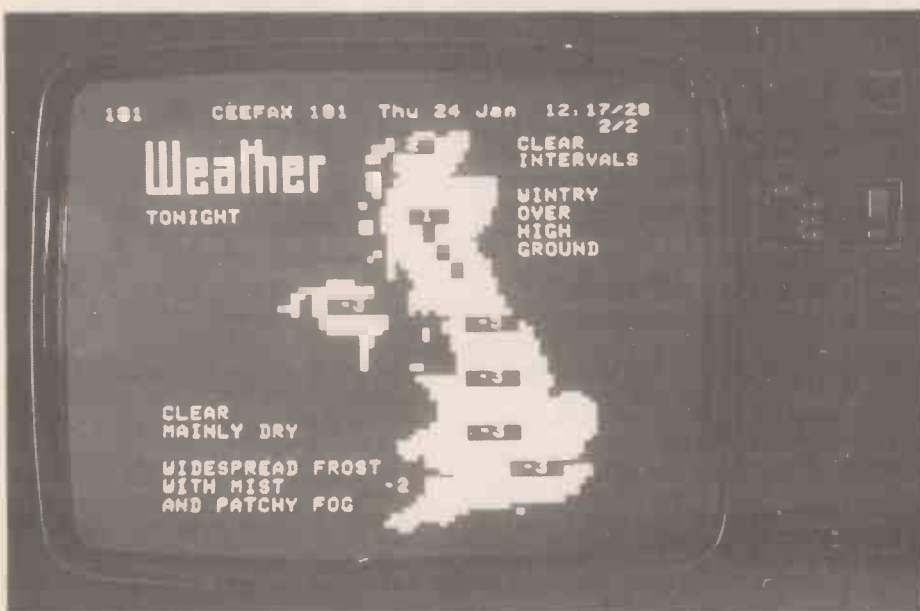


Fig. 6. A teletext weather map.

With a refresh rate of 25Hz and a 40µsec point-plotting time, only 1,000 points can be displayed on the screen. This is just 0.1% of the total points, and corresponds to a single full-length line. If characters are to be displayed and each has 20 points, then only 50 of them can be accommodated – less than a line of text. Clearly, computer speed is the big limitation.

From interface to display processor.

The scheme of Fig. 7 requires the processor to pick up the coordinates of each point from store and send them along the bus to the display interface. A direct memory access arrangement can substantially increase the speed, with the interface gaining bus mastership and reading the coordinates from store without intervention by the processor. Then, the speed of the bus-mastership protocol becomes the limiting factor, unless the display interface hogs the bus for substantial periods by refusing to relinquish bus mastership once it has been granted. This in turn can prevent the processor from operating at a reasonable speed.

Figure 9 shows a solution which uses a dual-port store. The display interface has private access to the store along a special display bus, and transfers on this do not interfere with the main bus or the processor's operation. Of course, the store must arbitrate between simultaneous read or write requests from the two ports. In general, the processor will have another store on the main bus which it uses unless it specifically requires to update the display; then the processor and the display interface can each work at full speed quite independently.

Now what is the limitation on the display system's performance: Coordin-

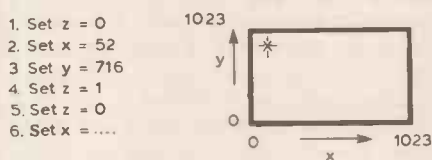


Fig. 8. Part of a program to drive the display.

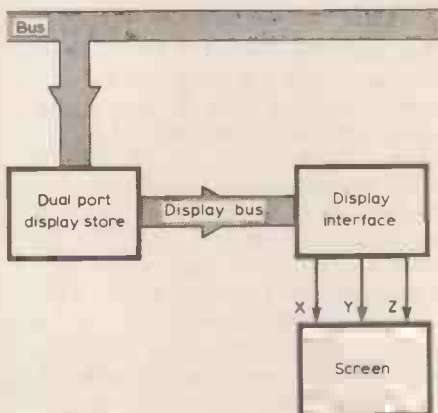


Fig. 9. A display scheme with a dual-port store.

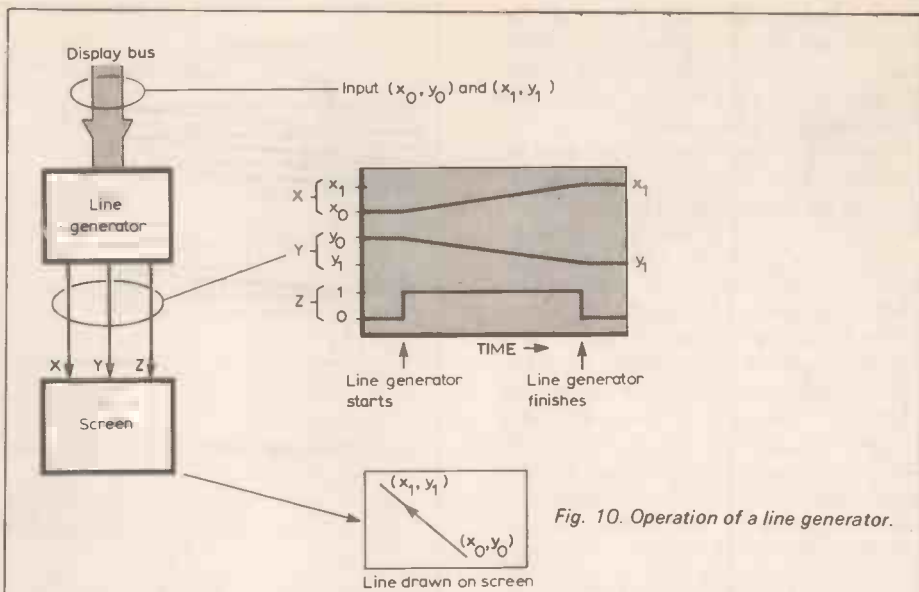


Fig. 10. Operation of a line generator.

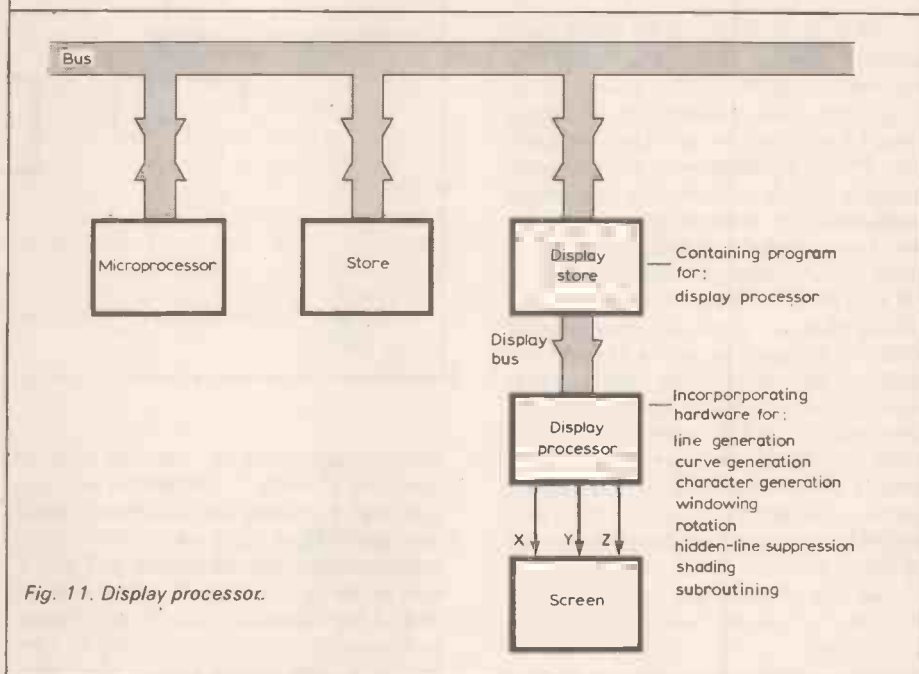


Fig. 11. Display processor.

ates can be retrieved from the store very quickly – 500nsec is a typical store access time. 1µsec d/a converters will keep up with this, since two coordinates must be read for every point displayed. However, the 25µsec corner-to-corner deflection offered by a typical magnetic system will not, and this will severely restrict the images that can be displayed unless the points are arranged in the store in a way that minimizes large jumps. Furthermore, when large jumps do occur, the display interface must detect them and wait for a suitable period for the beam to settle. An electrostatic display eliminates the need for this and provides a far more satisfactory, but expensive, solution.

More serious limitations are the size of the display store, and the time it takes the processor to write a picture into it. A thousand points need 2,000 coordinate specifications. Thus even a large 64K word store will only accommodate 32 full length lines. And the processor will take a correspondingly long time to

change the picture in the display store, so to avoid a muddled display during the change a second 64K store will be needed, with a switching arrangement to allow the display to change over instantaneously from one picture to another (a technique known as "double-buffering").

It is worth considering adding line-generating hardware to compute the intermediate points of a straight line from its beginning and end coordinates. Such hardware interpolates in a straight line from the beginning x voltage to the final one, and similarly for the y voltage. This is not difficult to implement in either analogue or digital hardware, although there are trade-offs between the two that we will not go into.

The display interface must distinguish commands to the line generator from (x,y) coordinate specifications of individual points, and one or more bits must be reserved for this purpose with every data item in the display

store. Now the display interface becomes more like a processor in its own right, interpreting instructions in the display store, and in fact is usually called a display processor.

What other tasks would it be nice for the display processor to do? It could have circle generators, ellipse generators, and so on. If characters are to be shown then a special hardware character generator is useful, for it is extremely wasteful of store to specify a character as a set of points each time it is to be displayed. We will discuss character generators in another section. It could do windowing of data, allowing the display store to contain a picture larger than that actually drawn on the screen. Rotation of pictures is also possible. Rotation in two dimensions is accomplished by the coordinate change

$$y_k = x \sin \theta - y \cos \theta,$$

$$x_k = x \cos \theta + y \sin \theta$$

where θ is the angle of rotation, and since this transformation needs to be done on all points it is rather slow unless special facilities are provided in hardware. (Note, however, that if a hardware line generator is used the rotation transformation need only be done on the *end-points* of lines.) Three-dimensional rotation is almost as easy, and can be combined with perspective transformations to provide viewing of an object from any position. This brings in hidden-line suppression and shading, which can also be done by the display processor. A subroutines facility is useful too, for it is often convenient to define a component of a picture (like a house) once and regenerate it from the same description at various places on the screen.

Now the display processor, which started as a simple interface, has become quite a sophisticated piece of hardware, much more complicated than the average microprocessor. It needs an expensive electrostatic display screen with an impressive array of intricate supporting hardware. The exploitation of such sophisticated displays for man/machine interaction is a specialist topic in its own right. Let us climb down a little and look at less expensive, and less powerful, display techniques.

Raster-scan displays

The picture on a domestic television is painted by scanning across from left to right on the screen, one line after another, from top to bottom. The technique is known as "raster-scanning". It places relatively light demands on the deflection system of the tube, for the flyback time from the end of each line to begin the next and the frame flyback time across the diagonal of the screen are known, and picture information is not broadcast during these periods. Hence a cheap magnetic deflection mechanism can be used, and this, along with the economies of large-scale pro-

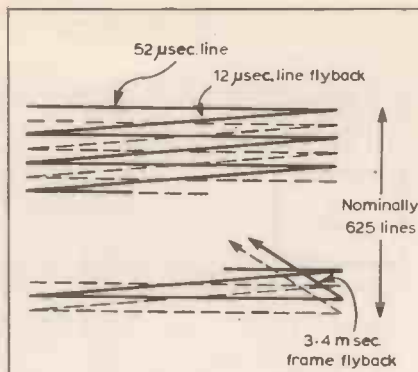


Fig. 12. Television raster-scan, with interlace.

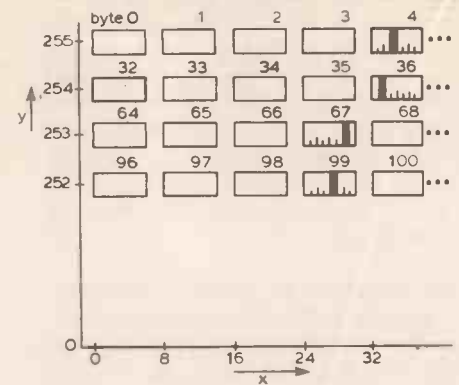


Fig. 13. Memory-mapped bit-per-point display system.

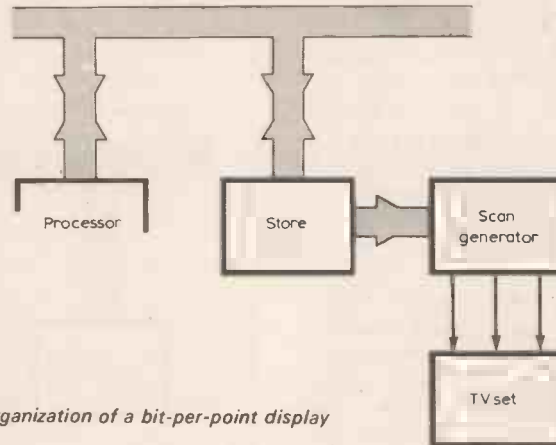


Fig. 14. Organization of a bit-per-point display system.

duction, accounts for the low cost of domestic TV sets. To reduce flicker, two successive rasters are displayed, each one generating alternate lines in an interlaced fashion, as shown in Fig. 12. One raster is transmitted every 20msec and so the complete picture is redrawn in 40msec. This rather low refresh rate of 25Hz does not cause noticeable flicker so long as the pictures on the two rasters are similar — as they always are in TV transmissions.

In Britain, the screen size is nominally 625 lines, some of which are lost in the frame flyback time. If interlace is ignored the number of lines is halved, giving around 290 on the screen. Rounding this down to a power of 2 and assuming a square picture, a screen size of 256×256 is obtained — a quarter the resolution of the high-quality displays described in the previous section. It is possible to double the number of lines on the screen by taking interlace into account, but this may increase flicker to an intolerable level because, unlike the case of normal TV transmission, the interlaced pictures are significantly different.

If a single bit is stored for each point to indicate whether it is bright or not, each line needs 32 bytes of storage and the full screen needs 8K bytes. If this resides in the computer's main store then the result is the memory-mapped bit-per-point display system of Fig. 13. The operation of the scan-generator

interface between the store and the TV set is quite simple. Each of the 32 bytes in a line is read in sequence at the appropriate time and its bits used to modulate the beam intensity. Notice that the store is a dual-port one, but the line and frame flybacks provide periods when the processor can access it without contention. In contrast with the point-plotting display, it is easy to brighten up whole areas of the screen, for a point occupies the same fraction of the raster whether it is white or black. There is no limitation on the total length of lines which can be drawn.

As always, however, there are problems. For example, to display a line between point (32,255) and point (0,240) you must set bit 4 of word 4, bit 6 of word 36, bit 1 of word 67, bit 3 of word 99, and so on, as shown in the figure. This can take rather a long time to calculate. And characters are just as time-consuming: imagine the bits that would have to be changed in Fig. 14 to move a page of text up one line! So while memory-mapped bit-per-point displays are certainly flexible, they are not at all convenient to use. Furthermore, to take advantage of the grey-scale possibilities afforded by TV, where there are several shades of grey between white and black, several bits must be reserved for each point, multiplying the size of a store needed. This goes for colour as well, of course.

To be continued

Solid-state level indicator

20 l.e.d. circuit gives numerous options

by Quentin Rice

Unlike earlier " bargraph" driver circuits, this one can be used with any mix of l.e.d.s. Log, or linear-scale operation is possible, and other options include dot or bar modes, a.c. or d.c. operation, and adjustable decay time.

Bargraphs have been gaining wider acceptance as a rugged alternative to their analogue counterparts either as the victim of hi-fi gimmickry or in professional recording applications. This unit was designed as a clear visual indicator of high quality, low cost, simplicity and compactness. It can be used for a.c. or d.c. measurement, as discussed later. The display uses 20 light-emitting diodes of any colour mix, and functions in two modes: the bar or strip mode and the dot mode where a single l.e.d. is illuminated giving a low overall current consumption of 35mA, making it ideal for battery applications. This mode select can be externally switched, on a bus if required. Provision has been made for on-board regulation. Sensitivity and decay time presets are accessible from the front of the unit. The decay is linear giving a better feel to the display and can be adjusted to suit up to an infinite decay, which is useful for long-term peak analysis of programme. The circuit has three component parts which are discussed individually.

Input level to the precision rectifier is adjusted by R_{19} . The components around IC₁ form a conventional full-wave precision rectifier; R_1 to R_5 should be close tolerance for symmetrical rectification. The overall gain is set by R_6 which has been chosen for a full scale deflection of 0dB and can be altered to suit. Resistors 21 and 22 compensate for offset and C_5 helps stability at low levels.

The peak detector consists of a comparator, steering network and an integrator. The input from the rectifier is compared to the integrator output and the output of the comparator passed through the steering network R_{20} , R_9 , R_{10} , D_3 and D_4 to the integrator input. This gives a fast attack and an adjustable decay current. As the input current is constant, changes in the integrator output will be linear. By turning the decay preset full off, D_4 no longer conducts. This gives the infinite hold facility because f.e.t. op-amps have been

used, and there should be very little drift (in theory) from the integrator. The circuit has a high loop gain and as one can imagine, ripple on the input causes instability. This has been overcome by series resistors 21 and 22 which should never be less than $1k\Omega$ except in d.c. applications, where they may be omitted. These have been increased to give lower ripple and a reasonable decay. The detector is very stable and does not overshoot. Capacitor C_2 should be a low leakage, polycarbonate type.

The original design used the Siemens JAA180 bargraph driver. These were found to be very troublesome in practice because l.e.d. forward voltage differences affected linearity. The LM3914 from National Semiconductor provided

Specification

Dimensions: 133 × 25 × 67mm
 Current: 35mA dot mode, 220mA bar mode, max.
 Supply: 17-35V or 15V
 Attack time: 1ms minimum f.s.d.
 Decay time: 1ms to infinity (linear and adjustable)
 Amplitude response: 3Hz to 100kHz flat (-3dB limits)

Continued over page 33

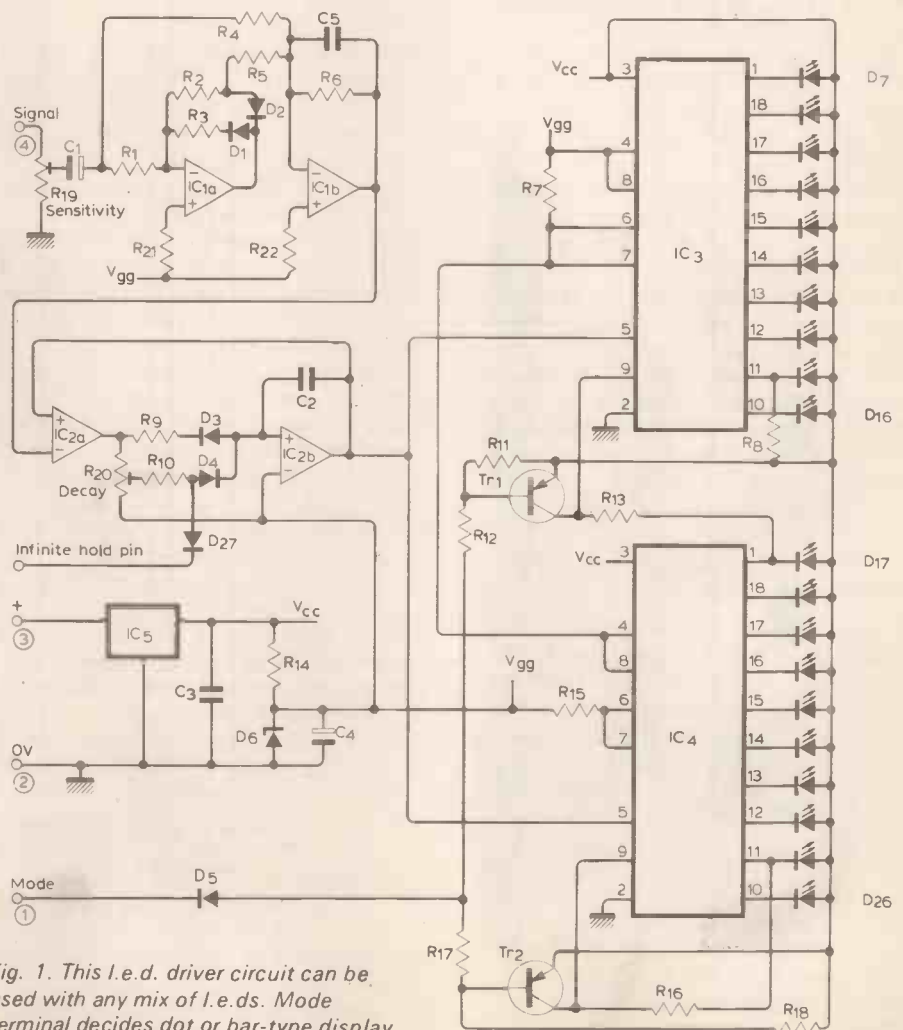
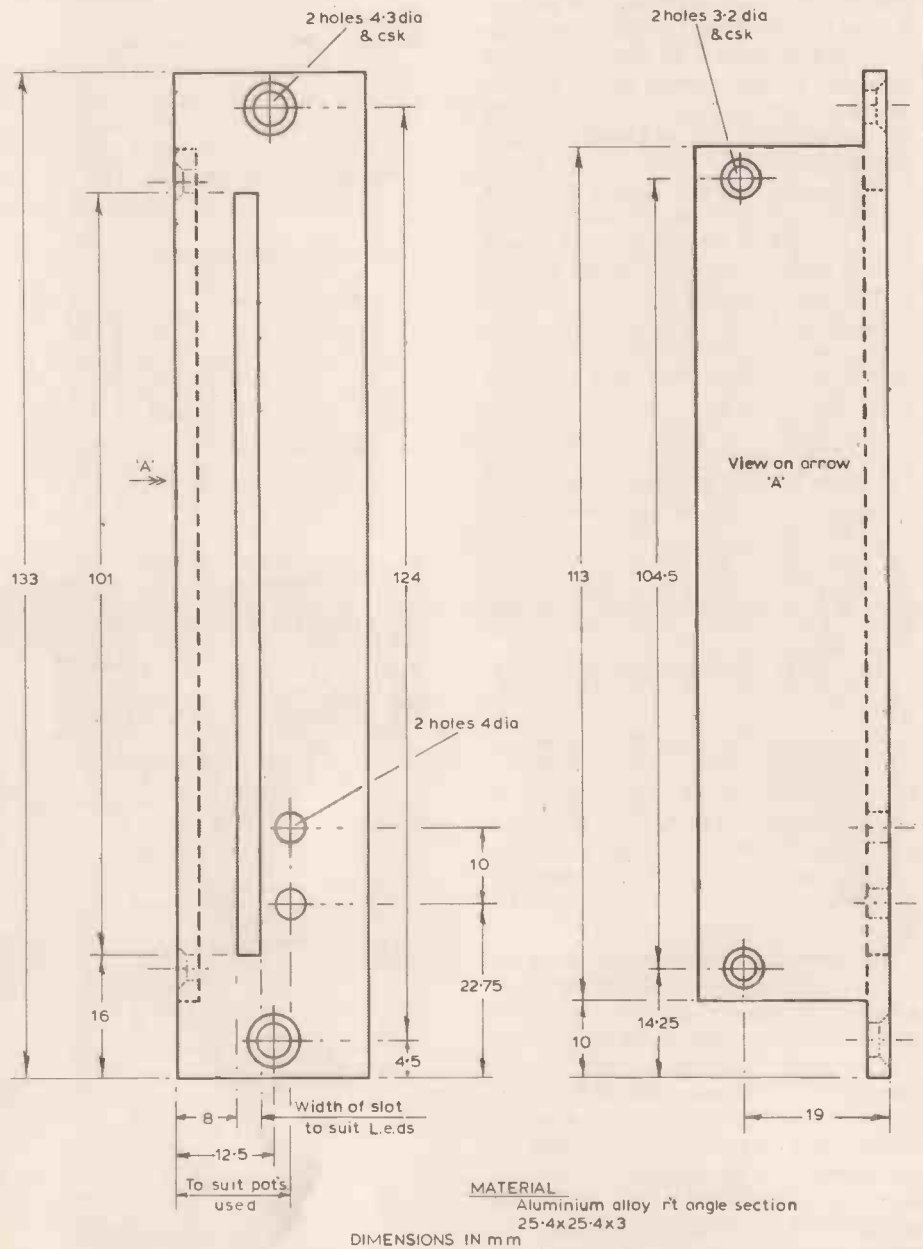
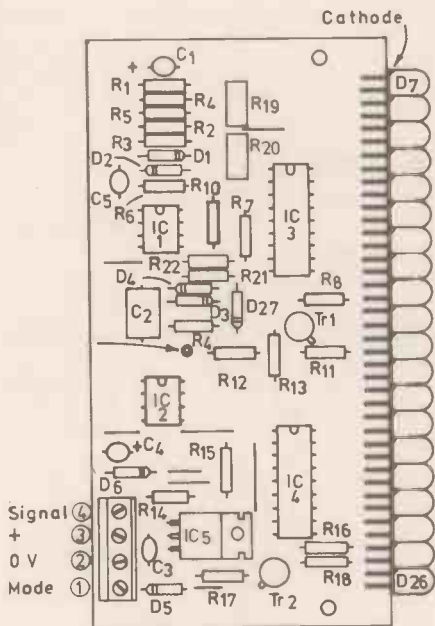
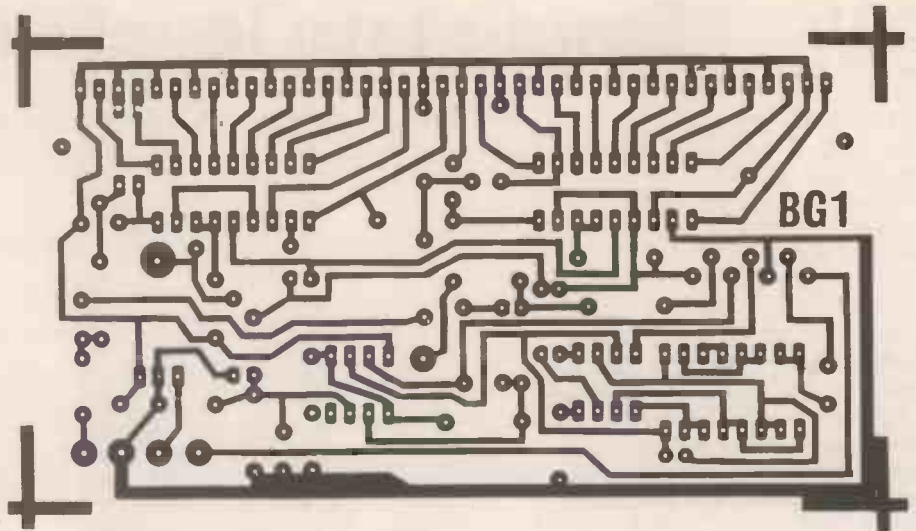


Fig. 1. This l.e.d. driver circuit can be used with any mix of l.e.d.s. Mode terminal decides dot or bar-type display.

Panel dimensions are for standard rack fitting. Terminal block is RS type 423-762. A kit of parts costing around £19.55 inclusive is available from Ambit International, 2 Gresham Place, Brentwood, Essex. (Tel: 0277 230909.)



a versatile and easy to use alternative which can be used with any mix of l.e.ds. Each i.c. drives ten l.e.ds at a preset constant current, about 10mA each in this circuit. Up to ten i.c.s can be cascaded for greater resolution although only two have been used here. By external switching the dot or bar mode can be selected by the components around Tr1 and Tr2. This is switched by taking the mode pin 1 to 0V; as many units can be switched simultaneously by bussing this pin.

Space for an on-board regulator has been provided, and if this is not required link across the two outside pins. This regulator has no heatsink, and if used in the bar mode from supplies exceeding 24V it gets rather hot. If this is to be used from a higher voltage input, use an external regulator or a dropping resistor. In the dot mode, supplies of up to 35 volts may be used.

Since the introduction of the LM3914, National have introduced two other versions of this chip: the LM3915 and LM3916. The first is a log scale version in ten steps of 2dB, which may be cascaded to give a dynamic range of 60dB, which may be of use for noise analysis. The second is scaled from -20 to +3dB for tape recorders and is not cascadeable.

Good quality l.e.ds were hard to find. Recommended makes are Hewlett Packard, Siemens, Monsanto and AEG, as these gave a consistent brightness and a uniform viewing angle. AEG flat l.e.ds were used in the prototype.

Construction is straightforward. However, take care with the l.e.ds. Perform the leads and tape to the circuit board, making sure they're the right way round. Solder with a low-power iron, as sustained temperature may damage them. The bracket was made from 25mm aluminium angle; with careful drilling and filing this should present no problems. The slot is best milled or punched but can be drilled and filed. Mount the p.c.b. to the bracket using 6BA screws and insulated washers.

There is no alignment to be done. If the sensitivity is too low increase R_6 . Check soldering before applying power. The prototype was designed for recording use and has no graduations. The first ten l.e.ds are green for normal recording, the next six yellow for peaks, and the last four red for overload.

For direct-current operation omit all of the components associated with IC₁ and link the wiper of R_{19} to the position of pin 7 of IC₁. Take pin 4 of IC₂ to a -15V supply. Omit R_{14} , D_6 and C_4 and link across D_6 . If peak detection is not required, omit IC₂ and its associated components and link the wiper of R_{19} to the position of IC₂ pin 1. This gives a full-scale deflection of 2.4V. If a conventional analogue meter is used, connect this across IC₂ pin 5 and V_{EE} . The meter law can be varied by replacing R_6 with a resistor-diode network.

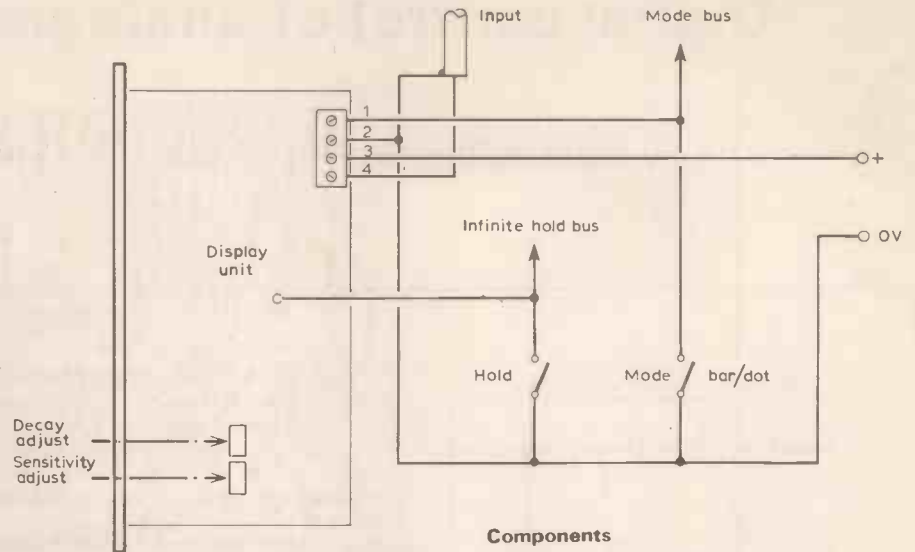


Fig. 2. The decay can be externally switched off into the infinite hold mode by taking the hold terminal to 0V. This can be bussed, together with bar/dot mode selection, as shown.

Components

R1, 2, 3	47k 2%
4	22k 2%
5	11k 2%
6	47k
7	1k1 2%
8	20k
9, 14, 12, 17	2k2
10, 11, 18	100k
13, 16	3k3
15	2k4 2%
19, 20	10k (Piher)
21	22k
22	10k
C1, 4	22 μ 16V tantalum
2	1 μ polycarbonate
3	47n ceramic
5	1n ceramic
D1; 2, 3, 4, 5, 27	1N914, etc
6	BZY88 9V1
7-26	AEG l.e.ds (Ambit)
Tr1, 2	BCY71, 2N4126, etc
IC1, 2	TLO74, TLO84, CA3820, LF353
3, 4	LM3914
5	7815, TO220

Further information

National Semiconductor linear data book 1979.

Peak detector with linear decay, Q. A. Rice, *New Electronics* Nov. 15, 1977.

Wireless World Circards, set 4, card 9. (Also in *Circuit Designs-1*, IPC Business Press, 1975.)

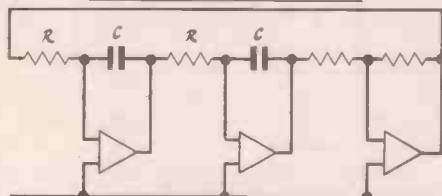


Quentin Rice is self-taught in electronics, starting as an inspector five years ago before going onto R&D two years later. Now working for Morfax in industrial and military development, his current activities include high density multiplexing and music synthesis. Other pastimes are art, music, literature and antiquarian books. Born Texas, 1952, London since 1962.

Digital control of analogue functions

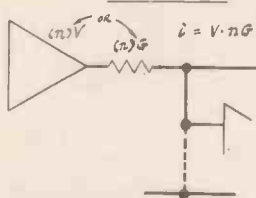
by Peter Williams, Ph.D. Paisley College of Technology

FREQUENCY OF TWO-INTEGRATOR LOOP



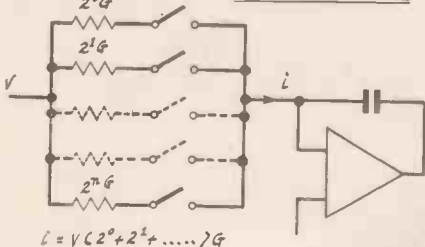
$\omega_0 = \frac{1}{RC} = \frac{G}{C}$ Hence if both conductances are varied $\omega_0 \propto G$

BASIC PRINCIPLE



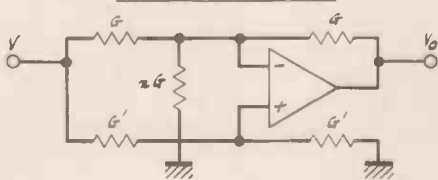
Add some circuit that varies 'n' according to some analogue or digital control signal

DIRECT DIGITAL CONTROL



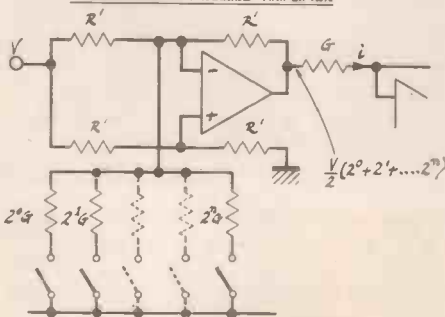
$I = V(2^0 + 2^1 + \dots + 2^n)G$

GAIN CONTROL BY GROUNDED 'G'



$V/2 = (V + V_0)/(2 + n)$
 $nV + 2V = 2V + 2V_0$
 $V_0 = (nV)/2$

DIGITAL GAIN CONTROLLED AMPLIFIER



The frequency and gain characteristics of circuits are traditionally controlled by means of variable resistors and capacitors. This has two major disadvantages. For many circuits such as RC oscillators and filters two or more components need to be varied simultaneously while retaining an accurate match. This is difficult and costly and because of the mechanical properties of such elements becomes increasingly unacceptable if more than one circuit is to be controlled or if the control is to be achieved remotely. To illustrate some of the alternative techniques a circuit is selected that forms the basis of many oscillators at $\omega_0 = 1/RC = G/C$ assuming equal resistors and capacitors. Dual-gang resistors can be replaced by fixed resistors and dual-ganged potential dividers across the outputs of the two integrators. Any imbalance would in general need a readjustment of one of the other elements to restore the oscillatory conditions. This could be achieved automatically with thermistors, but not with active filters, where the damping would vary as the frequency changed.

The frequency depends on how rapidly the capacitors charge, i.e. on the current flowing into one as a function of the voltage generated across the other. While the resistance or conductance offers one means of varying that current as above, other possibilities exist. If we take $i = nV G$ then the frequency becomes proportional to n whether that parameter represents a variation in the voltage or the conductance to which it is applied. The variation can be by analogue or digital means, and may be extended to include voltage and current or time division methods as indicated in the following suggestions. In most cases it is desired that the frequency be a linear function of some external variable though other laws, e.g. logarithmic can be accommodated by interposing logarithmic amplifiers. The methods are applied to an oscillator circuit simply as illustrations, but are equally applicable to the remote control of amplifiers, power supplies, control systems.

The most obvious digital method corresponds to the weighted resistor d. to a. convertor. Sets of resistors of value $2^0G \dots 2^nG$ are placed in series with analogue switches and two (or more) sets inserted in place of the integrator input resistors. The resultant current is then proportional to the set of integers from zero up to $(2^0 + 2^1 + \dots + 2^n)$. The problem is not quite so easy of solution as it might appear. In the first place the switches must have low on-resistance, high off-resistance, must operate with both polarities of input and over the widest possible range of frequencies. The introduction of c.m.o.s. analogue gates allows these conditions to be met economically. The remaining difficulty with this form is that the resistor values spread over perhaps a 1000:1 range making matching more difficult. In addition the need for floating switches can be restrictive since it excludes the use of bipolar transistors, which have particularly low on-resistance. Switches can also be operated sequentially to provide an arbitrary pattern of frequencies via an appropriate set of resistors. This is convenient in automatic test equipment.

A neat alternative that uses a grounded variable conductance and hence grounded switches is based on the balanced-bridge amplifier. For $n = 0$ the gain is zero and with a pair of these amplifiers inserted in the system the frequency of oscillation would tend to zero. The frequency is proportional to n as before. In itself the circuit is already a resistance controlled amplifier meeting one of the other common applications of the principle. The amplitude response is limited by the common-mode behaviour of the amplifier and by stray capacitance across the resistors but the circuit has been used successfully up to 50kHz. The variable resistance can be provided by a field-effect transistor with variable gate-source voltage can be provided by a field-effect transistor with variable gate-source voltage provided that the signal level is low enough to avoid distortion caused by device non-linearities. Alternatively temperature or light-dependent resistors may be substituted for direct control of gain.

The main advantage of the previous circuit is that it uses grounded elements while permitting the gain to be a linear function of conductance. This can be extended to digital control as shown. All the switches are grounded extending the range of possibilities to include e.g. junction transistors. The weighted resistor method is convenient. If a multiplying d. to a. convertor is available, one in which the output is the product of the digital control word and the analogue input, then it may be substituted entire for the amplifier shown. The proviso is that either the output needs to be buffered before feeding the following virtual earth, or that the convertor retains its control relationship when short-circuited. This is found to be true for one connection of the standard d. to a. ladder network which has a constant output resistance at one port for all switch conditions. In such a circuit a variable attenuator is being substituted for a variable amplifier.

Digital control of analogue functions

THEORY

● Assuming the RC products are the same for the two integrators then the denominator of any transfer function based on the two-integrator loop is of the form

$$S^2 + \frac{\omega_0 S}{Q} + \omega_0^2 \quad \text{where}$$

$$\omega_0^2 = \left(\frac{1}{RC}\right)^2 = \left(\frac{G}{C}\right)^2 \quad \text{i.e. } \omega_0 = \frac{G}{C}$$

If both Rs or both Cs are varied simultaneously the frequency shifts without change in Q e.g. if set for Q → ∞ the circuit is an oscillator whose frequency is varied without loss of oscillation.

● Let the instantaneous voltage at each integrator output be v. Scaling each G by a factor n then changes $\omega_0 \rightarrow \omega_0'$, where $\omega_0' = n\omega_0$.

The same effect is achieved by preceding G by an amplifier of voltage gain n since both cases the current transferred to the following stage is increased by that factor. This can also be expressed in terms of the trans-resistance between the output of a stage and the following integrator summing junction viz $i/v = nG$ where n may be raised by any desired means.

● For a set of switched resistors with conductances in the binary steps $2^0G, 2^1G, \dots, 2^nG$ the trans-resistance term can range from zero up to

$$\frac{1}{v} = (2^0 + 2^1 + 2^2 + \dots + 2^n) G$$

in steps of G. If these conductances are switched into and out of circuit by external control voltages, direct digital control of frequency is achieved.

● To use grounded switches for the same purpose the modified differential amplifier is used.

Applying Millman's theorems

$$\frac{v G + v_0 G}{(2 + n)G} = \frac{v}{2}$$

$$\therefore nv + 2v = 2v_0 + 2v_0$$

$$v_0 = n \frac{v}{2}$$

i.e. the voltage gain is controlled by the grounded conductance and is proportional to n.

● The single grounded conductance is replaced by a set of weighted resistors as before and the total conductance G_T is again controlled by the switches. Hence the gain is digitally controlled and a pair of such blocks can be inserted in the drive paths to the two integrators.

EXAMPLES

1. Show that the circuit sustains sinusoidal oscillations for equal resistances in the inverter, derive the frequency and evaluate for R 10kΩ, C 10nF.

Break the circuit at any output and show that the loop gain is precisely unity at a single frequency ($\beta A = 1$) the Barkhausen criterion for oscillation.

$$v_o = v \left(\frac{-1/sC}{R} \right) \left(\frac{-1/sC}{R} \right) (-1) \\ = - \frac{1}{(sCR)^2}$$

$$\text{For } \frac{v_o}{v} = 1, (sCR)^2 = -1$$

$$(j\omega CR)^2 = -1$$

$$\omega^2 = (1/CR)^2$$

$$f = \frac{1}{2\pi CR} = \frac{1}{2\pi 10^4 \cdot 10 \cdot 10^{-9}} = \frac{10^4}{2\pi} = 1.59\text{kHz}$$

2. Derive the corresponding equations if the integrators have R_1C_1 and R_2C_2 , finding the appropriate gain of the inverter.

Let the inverter gain be -K.

$$v_o = v \left(\frac{-1/sC_1}{R_1} \right) \left(\frac{-1/sC_2}{R_2} \right) (-K)$$

$$\text{For } \frac{v_o}{v} = 1, \frac{-K}{s^2 C_1 C_2 R_1 R_2} = 1$$

$$\frac{\omega^2 C_1 C_2 R_1 R_2}{K} = 1$$

$$\omega = \sqrt{\frac{K}{C_1 C_2 R_1 R_2}}$$

This shows that for all values of K there is a corresponding frequency of oscillation. The magnitude of the loop gain increases at higher frequencies but $\beta A = 1$ has to be met identically for oscillation to be sustained.

3. A gain controlled stage has $G = G' = 100\mu s$. If the gain is to be 25 calculate the resistance to be used at nG. It is to be implemented by binary weighted resistors. How many switches are needed? What are the resistor values? Estimate the max switch on-resistance for an error of 1%.

For G 100μs, R 10kΩ

Let the input and output voltages be v, v_o.

$$\frac{v}{2} = \frac{v + v_0}{2 + n} \therefore v_0 = \frac{nv}{2}$$

$$\therefore n/2 = 25 \text{ and } n = 50$$

i.e. the gain increases in 50 increments of 0.5 from 0 to 25 with $50 = 2^5 + 2^4 + 2^1$. Hence three switches are needed, operating conductances of 32.100μs, 16.100μs and 2.100μs respectively = 312.5Ω, 625Ω, and 5kΩ.

The errors are mainly in the low resistance switch where $r_{on} \approx 3\Omega$ would reduce the gain due to this term by ~ 2/3%. Similarly for the next most significant term the contribution would be 1/2 × 1/3%. This would result in a reduction in the total gain of < 1%. □

LETTERS TO THE EDITOR

MULTIPATH DISTORTION

I read with interest the article by Pat Hawker on multipath distortion in your April issue. The author mentions the possibility of using delay lines to reduce ghosting on television and comments that little thought seems to have been given to the use of similar methods in v.h.f./f.m. reception.

Unfortunately, the problem is not so simple. Television signals are amplitude modulated, and the effect of multipath is to add to the wanted carrier envelope a delayed envelope of the same signal. This results in an 'echo' seen on the screen as a displaced image.

In f.m. systems the delayed carrier has a different instantaneous frequency from the desired signal (although its centre frequency is the same). These two frequencies, simultaneously received, will beat in the receiver's mixer stage to produce an i.f. with added a.m. and phase modulation (p.m.) components at an instantaneous frequency of:

$$f_s = 1.418\delta f \sqrt{[1 - \cos(2\pi Df_m/c)] [\sin(2\pi f_m t)]}$$

where f_s = instantaneous spurious frequency, δf = peak deviation, D = path difference and f_m = modulation frequency.

As can be seen, this is a frequency varying at twice the modulation rate between d.c. and an upper frequency. In the worst case when $D = c/2f_m = \lambda/2$, the upper frequency is $2\delta f$.

This can be considered as a frequency-modulated d.c. 'tone' with a deviation increasing with path difference and frequency, thus producing sidebands within the audio range, and also in the difference channel for stereo broadcasts. Furthermore, there will be one such series for every component of the modulating signal.

Stereo broadcasts are more susceptible because not only are the modulating frequencies involved higher, but every audio note in the difference channel is represented by two frequencies, 'mirrored' either side of 38kHz. Hence, twice as many spurious frequencies are produced by this channel. These signals need not be harmonically related to the audio tone.

For example, a 12kHz tone is represented by a 26kHz signal and a 50kHz signal. The second harmonic of 26kHz occurs at 52kHz which, after decoding, will yield 14kHz. If this tone also exists in the sum channel, side frequencies at 24kHz, 36kHz, and 48kHz will also possibly be produced, yielding 14, 2, and 10kHz respectively. Any attempt to cancel this distortion after demodulation using a delay line is clearly doomed to failure.

The a.m. component of the signal will be removed by amplitude limiting and balancing arrangements. However, the p.m. component is indistinguishable from the wanted signal. Indeed, p.m. is progressively used for frequencies above 3kHz in the broadcast signal as a result of pre-emphasis.

It might be possible to use a delay line to derive an a.f. control voltage for the local oscillator, thus cancelling the phase modulation. However, such an arrangement would be complex, and customer controls would be necessary to balance the system, since path difference is an important factor. Unfortun-

ately, the distortion produced is not as easy to distinguish on normal programme material as is ghosting on television. Could the customer set up such controls?

K. J. Petrie
Romford
Essex

STORECASTING FOR SCHOOLS PROGRAMMES?

I would like to make a tentative suggestion regarding the use of v.h.f. by the BBC for school broadcasts, and this especially in view of Mr D. P. Leggett's letter in the February issue.

School installations are normally somewhat more sophisticated than the simpler domestic set-up. This is especially true of the antenna connected to the receiver. Normally an excellent signal can be expected to reach the receiver terminals.

Such a situation ought to allow the use of 'storecasting' as permitted in the USA (FCC Rules and Regulations, para. 73.319 of 1964) for school broadcasts which would be inaudible to the normal listener. This subsidiary channel would be multiplexed on the main channel by the frequency modulation of a subcarrier in the 53-75 kHz range and be demodulated by a small addition to the school receiver. The fidelity and signal-to-noise ratio achievable ought to satisfy the requirements and all this at very little cost.

My suggestion is only tentative since I can hardly believe that the BBC did not investigate this way of achieving extra channels without disturbing the general listening public. It would be interesting to hear, at least, why this system is not being considered.

P. Hirschmann
Haifa
Israel

The BBC comments

Mr Hirschmann makes a sensible and well-informed suggestion. He is good enough to acknowledge that the BBC has probably investigated the possibility of 'storecasting' and such is indeed the case. We conducted a series of broadcast trials about five years ago, using some specially-produced 'storecasting' receivers and also assessing compatibility with a range of standard v.h.f. receivers.

The conclusions were clear. With any usable load of injection of the subsidiary channel (on a 67kHz subcarrier), impairment of monophonic programme on the main channel was just acceptable; but impairment of a stereophonic main channel programme could be grossly unacceptable. Furthermore, if impairment of a stereo main channel is to be minimised, the achievable quality of the subsidiary channel must be severely limited.

V.h.f. stereo receivers could, perhaps, be designed to avoid or reduce this incompatibility. Provision of a 'storecasting trap' is of little benefit, and it is such things as i.f. phase response, limiter and discriminator performance or symmetrical decoder switching which would need careful attention.

Summing up then, we could not adopt

'storecasting' without rendering many current v.h.f. receivers unusable, and the achievable quality of the subsidiary channel would be hardly adequate for educational broadcasting.

D. P. Leggett
Head of Engineering Information
BBC, London W1

OSCILLATING CRYSTALS

I am pleased to see that 'Sixty Years Ago' is with us still, (May issue, p.60), especially as it drew my attention to an article I was unaware of. Ditcham's oscillating crystals seem to have been a flash in the pan, though attracting the interest of the famous H. J. Round (*Wireless World* 19 Aug 1925, p.217) and J. Scott-Taggart (*Wireless Weekly* 2 July 1924, p.280.) And by 1928 one could even buy a Russell's Wonder Oscillating Detector for two shillings (call it £2 in today's Mickey Mouse money) as advertised in *Wireless World*, 1 Feb 1928, p.28. Published static negative resistance characteristics seem to have been similar to those of a modern u.j.t. rather than a tunnel diode; and I lack any theoretical explanation of how this could arise in an essentially two-electrode device. Perhaps other readers can enlighten me.

Although Eccles worked on galena, and silicon was also used, the recommended material in the twenties was apparently a synthetic zinc oxide crystal, Arzinite. This was honey coloured, or perhaps pale yellow, and Captain Round found that his 'dealers will not give the source away'. The method of manufacture was an equally well-kept secret, though Nesper does say 'in elektrischen Lichtbogen gewonnen' (Der Radio Amateur 'Broadcasting', Springer, 1923).

I would be pleased to hear from someone who can throw further light on Arzinite or the Russell's Wonder, even though neither succeeded in fulfilling the prophesies of Ditcham quite as well as silicon has done.

Desmond Thackeray
University of Surrey
Guildford

ELECTRONIC IGNITION PROBLEMS

I read with interest the letter of Mr D. J. Bruyns in the March issue concerning the problems he has experienced with electronic ignition units.

I have also experienced many such problems with a homemade c-d ignition unit which I had fitted to my Fiat 127. The circuit I used was published many years ago in one of the popular electronics monthlies. This circuit uses a simple d.c.-d.c. converter and a resistor-capacitor-diode network to trigger the thyristor and to suppress contact bounce.

The original unit I had constructed worked first time with no problems until I made a mistake during testing in the car that caused the failure of the thyristor. This was replaced with a new identical unit but, alas, the ignition circuit simply was not the same again. It became almost impossible to start the engine and when successful it would misfire badly and run very roughly. I changed the thyristor again but no significant improvement was evident. After

many efforts on the test bench I realised that the thyristor would latch on occasionally when triggered. Checks with an oscilloscope revealed that when the thyristor fired it would short effectively the inverter, causing it to oscillate at 25kHz with an output of a few volts instead of the usual 400 volts at 1kHz. Moreover the output waveform had rather sharp loading and trailing edges of short rise and fall times. A check on the gate with the 'scope indicated that there was enough of this waveform, normally present at the anode only, to trigger the thyristor.

I concluded therefore that this triggering signal leaked through from the anode to the gate via their internal leakage capacitance. A 0.01 μ F, 1000V capacitor from the anode to ground almost completely bypassed this waveform and cured the latching problem. Tests in the car showed much improvement but there was still a certain amount of mis-firing which was objectionable especially at high speed. After more tests I realised that the 1k Ω resistor from the gate to ground in the original circuit was too large, permitting inherent electrical noise from the car to fire the thyristor at random. Replacing this resistor with 100 Ω completely cured the problem and after the timing was adjusted the car ran perfectly.

I hope this letter will be of some help to Mr Bruyns.

N. Kyriazis
Limassol
Cyprus

DISPLACEMENT CURRENT

In their reply to my criticism in the April issue, p.77, Messrs Catt and Davidson and Dr Walton are challenging me to a defence. They mysteriously read out nonexistent statements from my letter. As an example, I never implied that D is displacement current. Nor did I state that there is an E -field in a perfect conductor. And my illustration clearly shows two different forms of displacement current, one in a capacitor and the other in a conducting wire.

The worst misconception by the authors occurs with reference to their meaningless derivation, eq. (1) to eq. (8). They invent a "world devoid of displacement current", but with a TEM wave. Indeed, freedom from displacement current is their postulate for the derivation. After a number of mathematical manipulations, they arrive at the striking result: "See, no displacement current". How could there be any when the postulating statement forbids it? Worse, right under their final equation, they claim no displacement current, not realizing that the r.h.s. i.e. $\epsilon(dE/dt)$ is displacement current. The authors perform the amazing feat of having and not having displacement current at one and the same time. They borrowed my eq. (1) to provide the starting point for their derivation, but the net result is that my equation remains correct.

The disturbing fact about the authors' reply is that they picked out various minor details for scrutiny, carefully staying away from any comments on the main message of my letter, which was that as a means for elimination of displacement current, the author's contraption of a transmission line model is a failure! Remember the title of the original paper in *Wireless World*, December 1978, p.81, "Displacement Current - and how to get rid of it". The message of my letter was that they failed to get rid of it.

Their transmission-line model contraption just does not work, since the displacement current now appears in the model. The authors seem to agree about the failure of their model, because in the third paragraph of their reply they admit to the existence of dD/dt in a transmission line, with reference to the one shown in their Fig. 3. Twice, they back up their derivation by references to the July 1979 issue of *Wireless World*. Anyone still not convinced of the failure of the attempt by Catt, Davidson, and Walton to get rid of displacement current would do well to read Dr Lago's excellent letter in that issue.

H. E. Stockman
Sercolab
Arlington,
Mass., USA.

For almost thirty years I have reluctantly accepted the concept of displacement current. When your contributors Catt, Davidson and Walton proposed an alternative theory I was impressed. Here at last was a concept that was intuitively acceptable. It did not occur to me then that this would cause controversy. It seemed that those who wished to stick to the displacement current theory could do so without dissent. It was after all only an idea thought up to explain a paradox, and the paradox most satisfactorily disappears if we accept the idea of energy current and treat the capacitor as a transmission line (I. Catt *et al*). The fierce defence of the displacement current concept has however convinced me of the importance of establishing a sound fundamental theory. The fact that so much energy is being expended in trying to prove the unprovable, with such scant regard for logic, is in itself thought-provoking.

One recent attempt in your journal to justify displacement current (August 1979) beats all. After a page of general discussion Professor Bell says in effect that if *Wireless World* readers believe in the existence of electromagnetic waves then Maxwell's equations must be true! Then, after stating Maxwell's equations, he says that the right-hand side of the fourth equation would be zero without displacement current. He carefully shuns the heresy that the current implicit in the term dE/dt could be something other than that exactly defined by the Great Prophet.

But I have now fallen into the trap of nit-picking about Professor Bell's interpretation of Maxwell's theories and this can only lead to fruitless argument. Let me end with a question. Who would ever invent such a contrived and artificial concept as displacement current if it were not a necessity? Thanks to Catt, Davidson and Walton it is no longer a necessity.

K. E. Wilkinson
Hertford
Herts

The author replies:

The first point to dispose of is Dr Walton's red herring of Aristotelian philosophers and linear motion (November letters). I mentioned early speculation about the planets because Newton's theory of gravitation was that the same force accounted for objects "falling" to earth (the notorious apple!) and for planets describing closed orbits about the sun. The theory of gravitation then involves the conceptual difficulty of action at a distance, unless one prefers to postulate fields of

force or the "curved space" of general relativity. Incidentally Newton was *not* the first to suggest that a body in motion would so continue if undisturbed: Hobbes in his book *The Leviathan* mentions that it was a subject for discussion whether this be so or not, and himself unhesitatingly chose Newton's answer. The difference between them is that Newton formulated the precise law and "proved" it by incorporating it in his complete system of mechanics which was supported by experimental evidence.

Everyone tends to believe what he wants to believe (Mr Wilkinson refers to "a concept that was intuitively acceptable"), but scientists accept the discipline of two tests of new concepts:

- (1) A theory should be consistent with all the known evidence.
- (2) It should need the minimum number of supplementary hypotheses.

I do not believe that Maxwell's electromagnetic theory has ever been faulted on experimental evidence: the point at issue is that the concept of displacement current is so intellectually repugnant to some people that they refuse to accept it. Some other ideas of modern physics are also difficult: for example, "tunneling" as in the Josephson junction and the representation of the electron as a packet of waves which may extend over a considerable space.

Are all such theories of modern physics to be rejected because they are not "intuitively acceptable"? The second test must then be applied to whatever theory is proposed as an alternative to Maxwell's. Now I do not know what the "energy current" proposed as an alternative is (it surely cannot be defined by Poynting's vector, since that relies on Maxwell's theory of electromagnetism) but it would require some supplementary hypotheses to explain the electric and magnetic phenomena which accompany the supposed energy current. The most spectacular phenomenon is the production of an electric spark in air by a focused laser beam. Coming nearer home, the advantage of a loop aerial in the presence of some types of local interference (*Wireless World* July 1979) is predicted by the solution of Maxwell's equations. It is not an obvious result of a theory of energy current.

Turning to the issue of displacement current in capacitors (as distinct from radiation), the article by Joan Blomberg to which Dr Walton referred in his November letter is concerned with Maxwell's difficulties in arriving at a satisfactory definition of displacement current in electrostatics (without reference to electromagnetic radiation); and so it confirms my statement that displacement current was an inherent part of Maxwell's theory of electricity, not merely a device to complete a differential equation. As I stated in my article, others since have found it convenient or even essential in electrostatics.

Messrs Catt, Davidson and Walton stated that no-one had ever measured the inductance of a capacitor. Why, then, did we have non-inductive capacitors? There cannot be a magic dividing line in either frequency or electrode geometry between low-frequency capacitors which may be inductive and high-frequency capacitors which never have inductance. The use of a transmission line representation changes nothing because the equations for a transmission line are based on distributed inductance and capacitance. This approach has served very well, taking account of the dielectric, of electrode geometry, of losses in both and application

to non-uniform transmission lines. There is no justification for departing from it.

To summarise, displacement current is not the only physical concept which is difficult to accept. Before logically rejecting it and everything that has been built upon it one would need a fully defined and comprehensive theory which has passed the two tests of scientific discipline.

Dr Walton commented that much of the content of my article can be found in any elementary text book on electromagnetism. Of course it can. The article was written on the supposition that there are many readers of *Wireless World* who have not studied such a book.

D. A. Bell

PROGRAMMABLE NOTES FOR KEYBOARD INSTRUMENTS

I was interested to see P. A. Tipping's suggestion (Letters, April 1980) for an interval keyboard. In the early sixties, with the help of a colleague (M. Bennett), I constructed a simple, experimental, electronic musical instrument using such a keyboard. Rather than providing a natural scale with full modulation capability, our aim was to provide a keyboard which reflected my belief that musicians play by intervals and not by notes. The design was, however, simplified by using a diatonic (7-note) scale, with stop switches to provide key changes, rather than to provide a full chromatic (12-note) scale.

The accompanying diagram shows the general arrangement of the initial design. The organ proper consists of an emitter-coupled astable multivibrator tone generator, with the tuning capacitors switched by bipolar transistors used as bidirectional switches. (No doubt f.e.t.s would be used today but we had to make do with OC71s). Dividers with switchable feedback provide true fourths and a two-octave range. The output amplifier is a simple Darlington-pair pulse amplifier (i.e. single-ended class-B, using an OC16). Attack and decay circuits, associated with the output gates, provide organ or piano-like (?) sounds.

The note emitted is determined by the state of the store/counter. This is driven by the pulser which uses a monostable controlled astable circuit to provide from 0 to 7 pulses, on depression of a key, in order to increment the counter by the desired number of notes to give the required interval. Negative intervals are provided by triggering the 'octave bistable' to give an octave drop in pitch, followed by incrementing the counter as required.

The astable keyer, provided to eliminate the effects of contact bounce, gives a semi-automatic action. Notes are of preset duration and intervals may be preselected by pressing a key any time during the preceding note. (Holding the +2nd key down produces a diatonic scale automatically.) This keyer proved troublesome and confused judgement of the interval keying system. It was replaced by a simple time-constant bounce suppressor.

The final design worked quite well but key contacts were not 100% reliable (as they have to be) and the need to release a key fully before depression of the next was a serious disadvantage. Further development aimed at eliminating these defects was never completed due to lack of spare time.

An incidental advantage of the interval keyboard is the ability to use a short keyboard to cover a wide pitch range. This was not exploited in our prototype, which used a two-octave keyboard to control a two-octave instrument, but consideration was given to providing a pseudo endless range by suitable harmonic mixing. (An interesting audio illusion.)

Some thought was given to the possible nature of a polyphonic instrument using an interval keyboard. One possibility is to relate all notes to the highest one being played. This, however, assumes that the top line always carries the melody: not always true in practice. A separate manual for each hand may be desirable. When the multiphonic organ design appeared (W.W. June 1973 and February 1980), it seemed to offer some potential for tackling the problem.

Returning to Mr Tipping's proposal, I wonder how his instrument would know which major second (or other ambiguous

interval of the natural scale) to apply (see table). With this in mind, could it be that

	C	D	E	F	G	A	B	C
Freq. ratio	$\frac{9}{8}$	$\frac{10}{9}$	$\frac{16}{15}$	$\frac{9}{8}$	$\frac{10}{9}$	$\frac{9}{8}$	$\frac{16}{15}$	
Reltve freq.	1	$\frac{9}{8}$	$\frac{5}{4}$	$\frac{4}{3}$	$\frac{3}{2}$	$\frac{5}{3}$	$\frac{15}{8}$	2

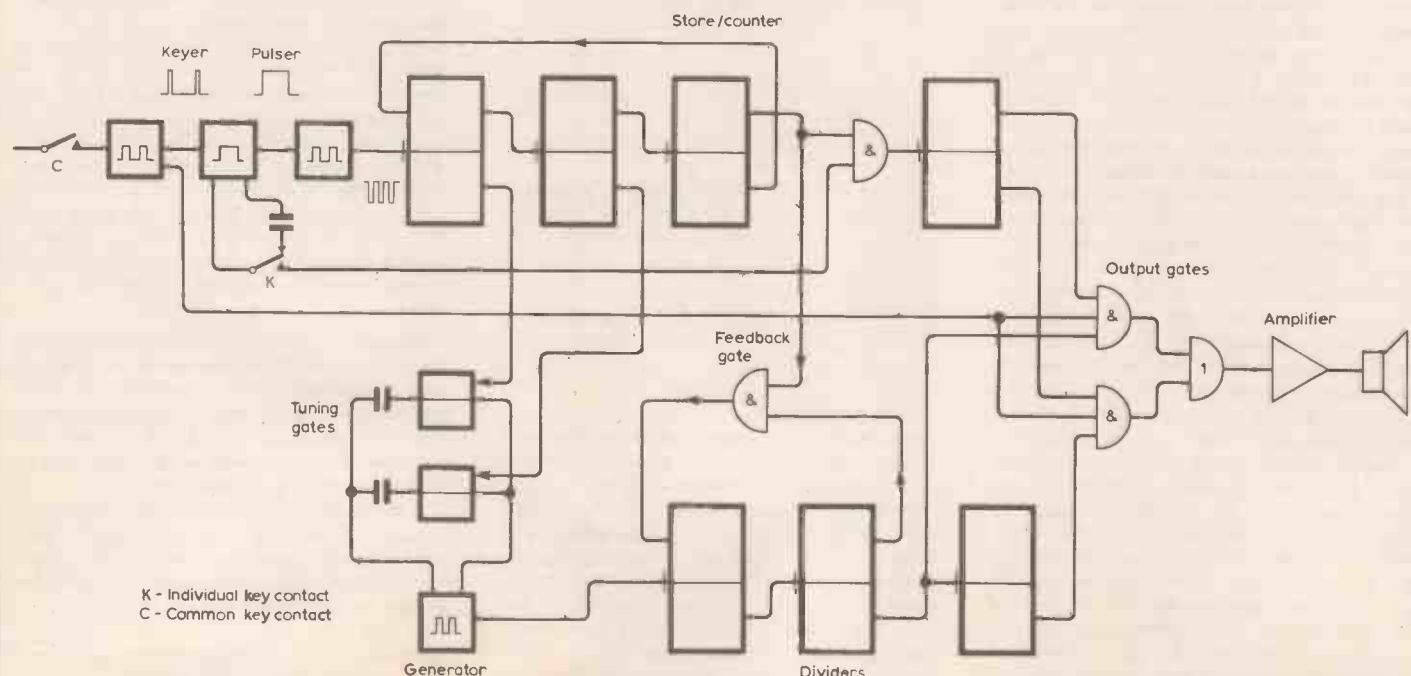
Messrs Robins (Letters, November 1979 and March 1980) and Tipping are attempting to solve the wrong problem or, at least, an intractable one? Perhaps what is needed is equal temperament for successive notes but just (natural) temperament of chords. This would give smooth harmonies, without difficulties in modulation from key to key. Maybe the multiphonic organ principle could also help with this problem. All tone generators could be pulled into exact harmonic synchronism with, say, the highest frequency one.

G. Harland
Barnet
Herts

DISTRESS FREQUENCY AT SEA

A. K. Tunnah, in letters, May issue, asks: "Is 500 kHz a suitable frequency for distress traffic at sea?" The answer to this question is yes, it is the only universally suitable frequency because it is the only frequency offering reliable ground wave transmission over a radius of several hundred miles 24 hours per day, yet still permitting the erection of reasonably efficient antennas in the space available onboard ship. Higher frequencies, even 2182kHz, are plagued by unpredictable problems of 'skip', particularly at dawn and dusk. It is not for nothing 500kHz was originally chosen.

On the coast of Mr Tunnah's Australia there is in operation a supplementary distress watch network on frequencies in the 4 and 6 MHz r/t service. It works in Australia, a special case, because skip or no skip, the



Letter from G. Harland

signal will be heard at *some* point on the coast and there is an efficient internal telex network, an organisation involving air and naval forces, the people speak one language. If the vessel in distress, in the Third World for example, has only the nearest ship to rely on, then only 500kHz offers 24 hours per day reliable communication.

The Admiralty Handbook of Wireless Telegraphy, pre-war editions, has quite a lot to say about 500kHz antennas. It points out that (a) an aerial of small capacitance will operate at higher peak voltage, $V = I\sqrt{L/C}$ and (b) equivalent series leakage resistance $= 1/\omega^2 C^2 R$ approx., so that attenuation due to insulator leakage is *inversely* proportional to *frequency squared*, which explains why wet insulators cause worse problems at low frequencies than at high. There is the further complication that a wet insulator behaves not as a simple resistance, but as resistance and capacitance in series. (See my letter in the June/July issue.)

The fallacy, so popular with modern shipowners, that higher power will compensate for a poor antenna is at the root of many of the modern 'failure of distress signal' problems. The antenna of small capacitance has *less tolerance* to leakage.

Assuming insulator leakage of 100,000 ohms, then series equivalent leakage will be 4.05 ohms for a 500pF antenna, 16.2 ohms for a 250pF antenna and 45 ohms for a 150pF antenna, at 500kHz.

Shifting to some other distress frequency will simply mean exchanging one set of problems for another. The solution to the problems at 500kHz is to be found with more thoughtful aerial design, fewer insulators, better shielding, more antenna capacitance. All that is necessary to know can be found in old text books, as far back as the first world war. The origins of good antenna design have simply been forgotten.

John Wiseman
London E3

I read with interest the letters published on this subject, starting with that in June 1978 by J. Wiseman, followed by R. Philpot in November 1978, P.C. Gregory in March 1979 and A. K. Tunnah in May 1980.

By summarizing the problems of the aerial system in use on ships for the 500kHz distress frequency, I came to the conclusion that it could be that the wrong aerial system is used. During severe gale conditions at sea, the ship, the feed-through insulator and the aerial are coated with a film of salt water, representing a low impedance short circuit for the transmitter and pi-coupler system. In such conditions the atmosphere surrounding the vessel and its antenna represents a poor dielectric. The antenna, much shorter than a quarter wavelength, acts as a high impedance capacitive load and even the feed-through insulator has to be a high impedance point in the circuit. Due to the contradiction between the low impedance gale conditions and the high impedance optimal circuit conditions, millions of tonnage is lost while no radio calls are heard.

The solution to the problem in my opinion is to use a low impedance inductive small loop antenna for the 410-516 kHz band. No dielectric losses or low impedance short circuit effect will appear, due to the very low loop impedance. By using a 90° phase network and two loop aeriels an almost circular radiation pattern can be obtained.

Last year I did some research on these unshielded small loops, and although the

radiation resistance is very low it ought to be possible with proper engineering to design a matching network and antenna construction.

R. R. Venekamp
Eindhoven
Holland

SCIENTIFIC COMPUTER NEWSLETTER

I should like to take the opportunity of thanking *Wireless World* and, in particular Mr Mike Sagin, for the assistance in publicising the newsletter on the Scientific Computer and for the helpful advice on setting it up (see May issue, p.40).

I should also like to thank John Adams for his splendid effort in virtually filling the first edition with three articles – on future developments, a 32K r.a.m., line printer, etc. The second article deals with some of the various problems which have cropped up from time to time during the building and use of the Comp 80 and suggests remedies. The third article is the first of a series on the Mark III firmware. The first part of the article deals with the specification; later articles will deal with this firmware in detail together with more information on the computer itself.

Should any readers wish to receive copies of this newsletter, which is issued monthly, please send a remittance of £5 (one year's subscription) to the editor of the newsletter, P. L. Probetts, 50 Cromwell Road, Wimbledon, London SW19 8LZ, England.

Philip L. Probetts
London SW19

WHAT'S SO NATURAL ABOUT e?

One appearance of *e*, as the logarithm, which Mr Finlay (December, February, April) does not mention, and which I have not seen mentioned elsewhere, is of some topical interest. The analysis was carried out some time ago, in more stable times, but the conclusions are probably still valid.

If we take the income statistics, which are published annually, and plot the number of people in a unit income band against the logarithm of income we find that we have a normal distribution. In practice the statistics are presented in such a way that we must plot percentage of population below *I* against $\log I$. The result, on probability paper, is a surprising fit to a straight line.

What are the conclusions which we can draw?

The first arises from the appearance of the logarithm of *e*. We *feel* our pay packet. We perceive it as we perceive brightness, loudness, even age. There is a lumen for an increase, there is a ratio judgement against our fellows: I am worth 10% more than you, but I agree he is 15% better than me. The absolute difference, so forcibly peddled by some populists, is nonsense.

Just as interesting is the appearance of the probability functions. In statistical quality control we know that this implies a number of independent random causes. There is no one reason why you do your job for your pay. One colleague of mine, in an important research unit, once said we were there because we could not afford labs of our own. I did not know how to do anything else: X and Y were there because father put them there. A multiplicity of random causes.

Politicians, usually innumerate and often

illiterate, have yet to realize that, in the words of a Greiter axiom: If things are found to be functionally related, there is probably a functional relation between them.

O. Greiter
London W8

My attention has been drawn by Mr Dennis Lovely to the books by Martin Gardner, culled from *Scientific American*. Like *Wireless World*, this magazine has a very lively, intelligent and well-informed readership, so that when a problem is presented to them they will respond, more often than not, with interesting, diverse and sometimes unexpected answers.

In 'Mathematical Puzzles and Diversions' (originally published by Penguin) there are recorded several mnemonics for expressing the value of 'e', contributed by various readers:

- (1) To express e remember to memorize a sentence to simplify this.
- (2) To disrupt a playroom is commonly a practice of children.
- (3) By omnibus I travelled to Brooklyn.
- (4) It enables a numskull to memorize a quantity of numerals.

Noting that the value of 'e' to 11 figures is 2.7182818284, it is easy to see how the above sentences help out. *Wireless World* unfortunately does not fit into the pattern but here is a sentence that does:

- (5) In Britain a football is circular, a snowball is anyshape.

I am sure that W.W. readers will not be outdone in improving upon these gems.

John C. Finlay
Sunderland
Tyne & Wear

LIQUID-STATE AMPLIFIER

The letter from B. Whatcott in your March issue prompts me to ask what became of Solions? If I remember correctly, these had some publicity in the early 1960s and were a kind of electrolytic triode.

I kept an eye open for further information and possible applications for Solions, but they seemed to fade away. Maybe my reading was not consistent or wide enough and I missed later news of them.

I would be grateful if any of your readers could give me references to or recent information on Solions.

W. J. Grant
"Fairlands", Finchmead Lane
Stroud
Petersfield, Hants

GENERATING THREE PHASES

It would be a pity if the cheapness and availability of i.c.s meant that older, simpler and efficient circuits were forgotten.

A three stage RC-coupled amplifier with identical stages, back coupled to its input, produces a very good sinusoidal three-phase output. Even if only one phase is required it is still a useful circuit for the generation of very low frequencies.

F. M. Colebrook describes such a circuit due to Van der Pol in *Wireless World* February 8th 1935.

E. V. Hurrant
Margate
Kent

WORLD OF AMATEUR RADIO

Broadband solid-state transmitters

Recent contacts with K6PWP Los Angeles, JA6JYM Fukuoka, JG1YLX Tokyo, SP9ATE Skawina, LA20D Oslo, OH6GN Finland and several other stations have underlined what looks like becoming the trend of the early 'eighties: all were using Japanese h.f. transceivers of 'all-solid-state' design such as the FT301, FT7, TS120V, TS120S etc, with input powers from about 10 to 100 watts.

The h.f. transmitter/transceiver has been the last item of amateur equipment (apart from the add-on high-power 'linear') to adopt the solid-state approach. It was only in 1974-75 that Heath marketed the SB104, the first medium-power h.f. transceiver to feature a broad-band, transistor output stage. Yet today one senses that the long popular 'hybrid' designs are already in retreat.

Several factors are encouraging this trend (though the vast majority of amateur transmissions continue to come from thermionic power amplifiers): the taming of bipolar r.f. bipolar power transistors by the use of emitter resistors; the recent development of 100-watt broad-band amplifiers using push-pull v-m.o.s. power f.e.t.s (not yet in commercial designs); and especially the broadband facility to change band without having to re-tune the final amplifier. A recent poll of users of one of the most popular hybrid transceivers listed the "tune up time and use of valve final amplifier" as the "worst feature" in the eyes of 23.4 per cent of users, even though "ease of operation" (in other respects) was regarded as the "best feature" by 27.9 per cent of users.

Another reason why r.f. power transistors, once regarded as the world's fastest "fuse", are becoming the popular choice is the increasing worry of purchasers about the future availability of valve replacements at reasonable prices. The long lifetimes of much existing equipment is under threat less from reasons of performance than from this form of scarcity obsolescence.

E-m-e and satellite news

Although terrestrial distances have little significance in comparison with the total earth-moon-earth path lengths, the Banningham E-M-E Group (operators include James Keeler, G4EZN, Nick Whyborn, G4JNX and Richard Newstead, G3CWI) believe that a new "world record" for moonbounce was established on April 18 when their 30ft dish aerial (illuminated at 16ft to provide maximum gain) located near

Aylsham, Norfolk made contact on 432MHz with Graham Alderson, ZL3AAD at Christchurch, New Zealand.

The group has so far been unable to obtain a 1kW permit for experimental work and power was limited to 150 watts d.c. input. Front-end receiver amplifier uses a Gasfet (Alpha 1000) with a noise factor less than 0.5dB. The aerial at ZL3AAD consists of 16 WoEYE-type Yagi arrays with 1kW transmitter input. Contact was made at the first attempt (ZL3AAD's signals peaking 4-5dB above noise) during a period of closest approach of the moon. The group made e-m-e contacts with all continents in two nights of operation.

The present aerial was erected primarily for reception with initial sun tests measuring about 15dB. A larger aerial, with diameter approaching 50ft, is planned at the same site.

The write-off of the first, German-built, Phase 3A Oscar satellite in the abortive Ariane LO-2 launch on May 23 has underlined the financial problems in maintaining from voluntary contributions the ambitious Amsat programme. Dr Karl Meinzer, DJ4ZC, initiator of the Phase 3A project, is reported by Amsat-UK as saying: "The project has suffered a great set-back but is not dead. The knowledge learned during the development work can be applied unaltered to further satellites. The material is partly to hand, our present problem is to find a suitable starting possibility." The various national Amsat organisations have launched an appeal on behalf of an Amsat-International fund.

Band scan

The first two-way 50MHz contact between amateurs in Europe and Japan is believed to have taken place on April 10 at 0012GMT between ZB2BL in Gibraltar and JA1BK with propagation over the "long-path" across South America, representing a great-circle distance of some 17,000 miles. Subsequently, the Gibraltar station contacted several other Japanese 50MHz stations during a 30-minute opening. Although the level of sunspot activity has declined fairly sharply and is now below predictions, the 50MHz north-south path remained open at least until mid-April, with South African beacon stations heard in the south of England almost daily.

A 144.830MHz beacon station, 9H1VHF, has been installed at Rabat, Malta with continuous operation (1.5 watts to an omnidirectional aerial). A 28MHz beacon transmitter has now reached the British Antarctic Survey Headquarters and is currently being tested. The 3B8MS beacon on Mauritius

has been re-activated on 28.210MHz. A 28.280MHz beacon, YV5AYV, located at Caracas, Venezuela has been built and supplied by the German society DARC.

Amateurs have learned with regret of the death of Dr John Saxton, the only person in the post-war period to have been twice elected president of the RSGB.

GA8AAA proposal dropped

One of the minor tragedies of amateur radio in recent years has been the breaching of the conventions surrounding international prefixes, etc. — notably by the American FCC which has largely destroyed the "district" identification feature of American call-signs as well as confusing the position in US overseas territories.

In the UK for many years distinctive prefixes have been available for Scotland (GM), Wales (GW), etc. but leaving all British amateurs with their own "figure-letters" callsign. This convenient system was not followed by the Home Office for "special" exhibition, repeater calls with the prefix GB which is used anywhere in the British Isles with 'call-letters' already issued to other amateurs.

The Home Office appears to have come very close to abandoning the traditional system altogether in initially proposing to use the sequence GA8AAA when, shortly, the Class B licences reach G8ZZZ.

However, fortunately, this plan has been changed and callsigns for Class B licences will soon be in the G6AAA series, permitting the retention of the traditional country prefixes.

The total of UK amateur licences now exceeds 28,000 representing a doubling of the number in the past 12 years.

In brief

Solar activity rose to a peak on May 25, exceeded in Cycle 21 only in November 1979 which now clearly appears to represent sunspot maximum... The West German national society, DARC, has awarded Roy Stevens, G2BVN their "Goldene Ehrennaded" award for outstanding services to amateur radio... Miss Diane Parker, G8VVV, recently became the 25,000th current member of the RSGB... King Juan Carlos of Spain holds the amateur callsign EAoJC... Arthur Collins, WoCXX, founder of Collins Radio at Cedar Rapids in the early 1930s is to receive an Electronic Industries Association (USA) "Medal of Honour".

PAT HAWKER, G3VA

Miniature, ten-line telephone exchange

Small relays give low power, quietness and secrecy

by L. D. Gunn

With the better availability of dial telephones now on the market several articles have been published in various magazines with the object of improving their utility. Some articles have given circuitry which uses uniselectors to establish connexions between up to 23 telephones, and others have used integrated-circuit modules for selective ringing systems. The disadvantages of using uniselectors are the high power requirement and the mechanical noise, while designs using integrated circuits use a common speech path, which does not give secrecy to the established conversation. The system described overcomes these objections by using miniature relays, which are fairly easily obtainable from surplus stores at reasonable prices.

There are four elements to the system. The Call Sensor identifies the calling line and provides for it a discrete circuit to the Transmission Feed, which supplies the telephones with power for their microphones. It also monitors the progress of a call and relays information to the Control, which sequences the system according to information received from the transmission feed. The fourth element is the Binary Counter, which consists of a group of relays which count the dialled pulses from the caller to select the wanted line, and provide a discrete path from it to the transmission feed, which also supplies ringing current for the a.c. bell until the handset is lifted.

When the system is in the normal state all the lines are connected to the call sensor via the contacts of two relays in the control. When a call is originated, the call sensor identifies the calling line and provides a discrete connexion from it to the transmission feed, which then tells the control that a call is about to mature. The control disconnects all the lines from the call sensor and prepares a path for the dial pulses to be transferred from the transmission feed to the binary counter. When dialling is completed, the control connects ringing current to the wanted line, via the transmission feed and the appropriate contacts of the binary counter relays. The ringing current is interrupted periodically by a

transistorized timing circuit in the control, since continuous ringing would be very irritating. When the called telephone is answered, the transmission feed signals to the control that the ringing current can be disconnected. The speech path is then established. The control holds all the appropriate relays operated until both telephones are replaced on their rests.

Circuit operation

Originating calls sensor. The circuit consists of six relays and twenty-one diodes. Two of the relays, BC and BD connect the four sensing relays, CA, CB, CC and CC, to the lines via diodes which are coded so that different combinations of the sensing relays operate when a telephone is lifted to make a call. The relays are operated in accordance with Table 1 and their contacts are arranged to provide a path for one line to connect with the transmission feed relay A. One contact on each of the sensing relays is used to hold the relay operated under the control of the transmission feed and control elements.

Transmission feed. This comprises the three relays, A, D and FC. Relay A supplies current to the calling telephone and responds to the pulses generated by the dial of the telephone. D provides current to the called telephone, in addition to controlling the disconnection of

the ringing current when it is answered. Relay A operates when the circuit of the telephone is extended to the transmission feed on the path set up by the call sensor. The make contact of A1 operates relay B in the control. Soon afterwards (about 20 milliseconds) the caller will hear dialling tone and may commence dialling. Relay A responds to the pulses from the dial, its break contact sending pulses to the control to indicate that dialling is in progress, and via the control to the binary counter to select the wanted line. At the make contact of A1, pulses are sent to the B relay to hold it operated (it is slow to release by virtue of the shunt capacitor) whilst dialling is taking place.

Control. This is a group of four relays B, ON, C and BB and, as mentioned above, relay B operates when a call is detected and the calling line is connected to the transmission feed. Contact B1 provides a holding path for the call sensor relays, operates relay C via contact ON1 normal and energizes relay BB. Contact B2 prepares a path for the operation of relay ON when the first dial pulse is received and also prepares a path for passing the dialled pulses to the binary counter. Relay C operating at contact C1 completes the path for passing the dialled pulses to the binary counter and for holding relay C operated during the dial pulsing. Con-

Fig. 1. Divided-feed transmission dridge. Power is fed separately to each telephone, thus eliminating problems which arise with a single-feed system when long and short lines are connected.

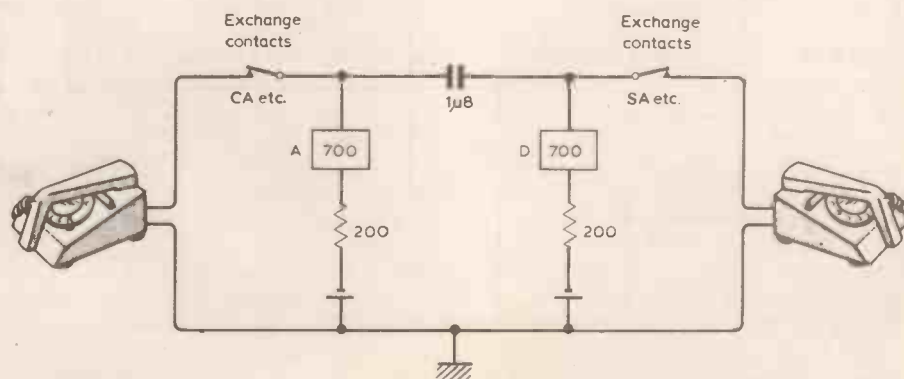
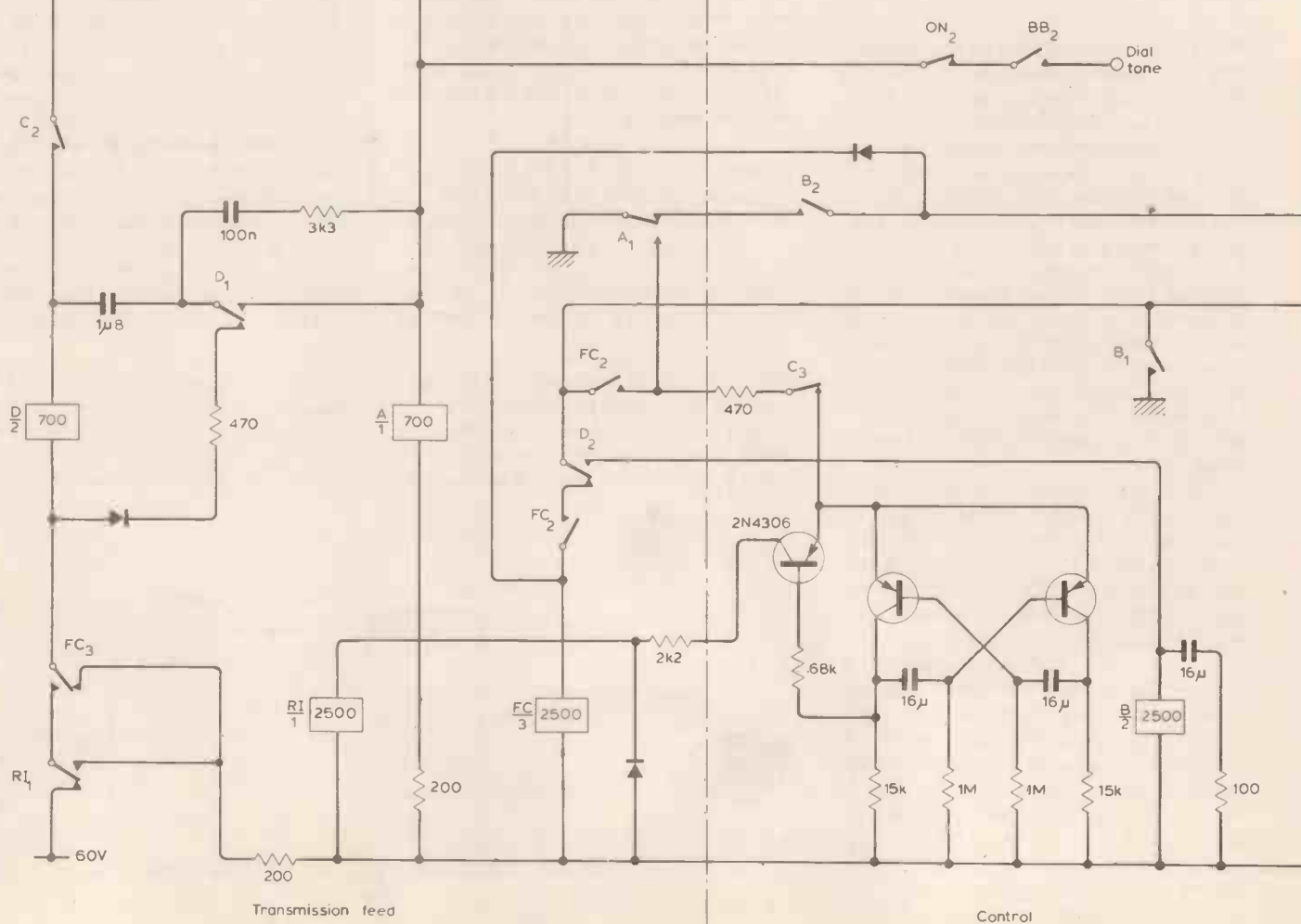
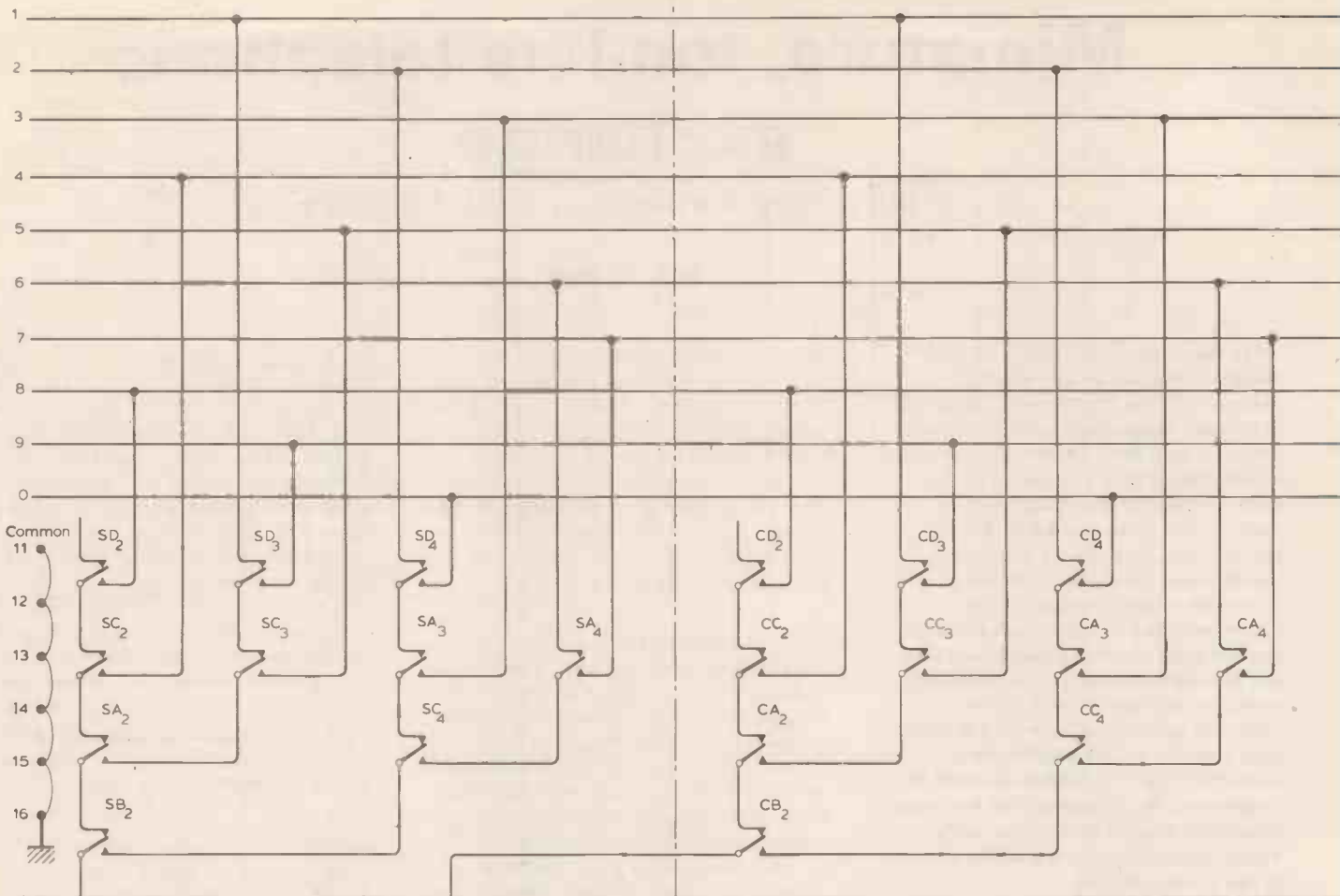
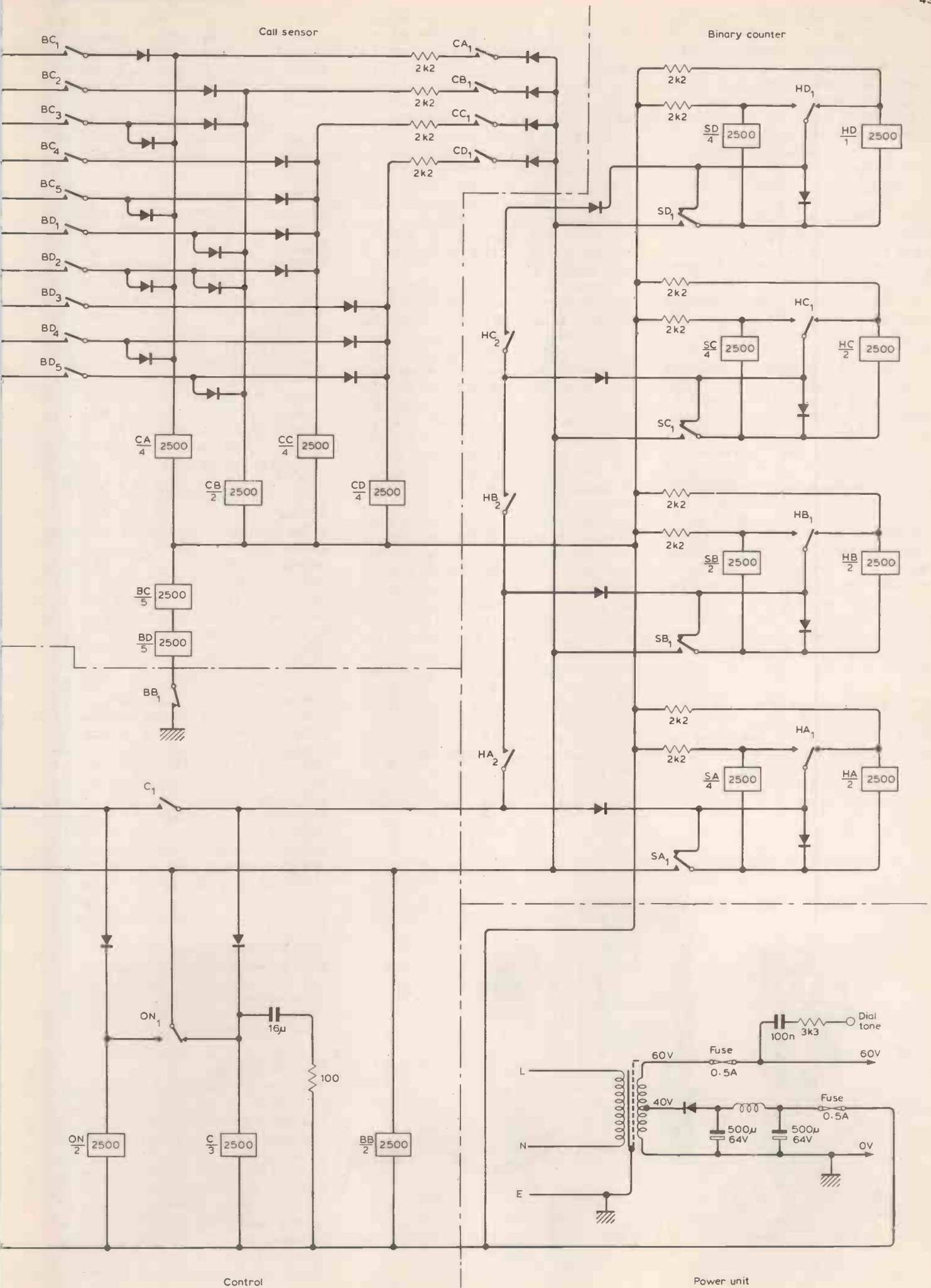


Fig. 2 (over page). Complete circuit diagram of the exchange. Resistors of 200Ω in series with A and D relays are 1W; 100Ω resistors across B and C relays are 1/2W; all rest are 1/4 types.

Binary counter relay contacts

Call sensor





tact C2 disconnects the transmission feed from the binary counter contact 'tree' to prevent bells tinkling whilst the counter is selecting the wanted line. Contact C3 delays the start of the ringing interrupter circuit until dialling is completed. Relay BB, operating at contact BB1, disconnects the operating path for relays BC and BD in the originating call sensor, thus causing them to release and disconnect all the lines from that element to prevent interruption by another telephone. Contact BB2 connects the ringing supply to the calling line through a leak path consisting of a resistor and capacitor to provide the 'dialling tone'.

At this stage dialling takes place and pulses are sent from the A1 break contact to contact B2 and via contact C1 to the binary counter. The first pulse operates relay ON in the control and relay FC in the transmission feed. Relay ON operating at contact ON1 breaks the original operating path for the C relay, which still holds due to the resistive/capacitive shunt and the pulses via contacts B2 and C1. Contact ON1 holds relay ON operated via contact B1. Contact ON2 disconnects the dialling tone.

At the end of dialling, relay A in the transmission feed remains operated and holds the B relay operated via the make contact of A1. The break contact of A1 remains open and after a short time (about 150 milliseconds) relay C releases. Contact C1 disconnects the holding path for relay C and the path for extending the pulses into the binary counter. Any further pulsing cannot

then affect the setting of the counter. Contact C2 connects the selected line to the transmission feed D relay coil which, by the operation of contact FC3 has been connected to ringing current via the ringing interrupter R11; the bell of the wanted line is now rung. Contact C3 completes the circuit for the ringing interrupter which uses three transistors and relay R1 in a resistive/capacitive timing circuit, the time constant of which can be made to suit the constructor's preference. (The circuitry shown gives a ringing pulse of about two seconds and a silent period of about four seconds.)

The first dial pulse received energizes relay FC in the transmission feed, which provides a holding path for itself via contact FC1 to the break contact D2. Contact FC2 completes the circuit for the operation of the ringing interrupter unit, and FC3 disconnects the d.c. supply from the D relay coil, providing a circuit to contact R11 which controls the ringing and silent periods. The coil of relay D in the transmission feed is shunted by a diode, in series with a resistor and a capacitor, whilst the ringing current is sent to line. This arrangement prevents the D relay from being energized by the ringing current, but permits its operation through the d.c. path via the called telephone when it is answered. When the call is answered, relay D operates: contact D1 disconnects the shunt from the D coil and completes the speech path between the two telephones. Contact D2 releases relay FC and completes a holding path for relay B. Contact FC1 disconnects the holding path of relay FC and prevents it from re-operating during the call. Contact FC3 restores the d.c. supply to the D relay coil and contact FC2 disconnects the ringing interrupter circuit.

When a call is finished, both telephones are replaced on their rests

and relays A and D release. In turn, relay B releases and contact B1 releases relays ON and BB in addition to all the relays which were operated in the originating call sensor and the binary counter. Contact BB1 completes a circuit for relays BC and BD, which operate and re-connect the lines to the originating call sensor in readiness for the next call.

Binary counter. Four pairs of relays are wired as flip-flops. The left-hand, or 'S' relay of each pair operates at the beginning of a pulse and the 'H' relays operate at the end. Contact B1 in the control provides a holding path for all the relays once they are operated. Diodes are used to mask the transients of the change-over contacts.

The start of the first pulse is caused by the release of the A relay in the transmission feed. The earth potential from contact A1 normal is connected, via contacts B2 and C1 operated and SA1 normal, to the coil of relay SA, which operates. The breaking of contact SA1 is masked by the diode D. The make contact of SA1 connects relay SA to the main earth via contact B1 in the control. During this time the coil of relay HA is short-circuited via contact HA1, thus preventing relay HA from operating whilst the pulse persists. The diode D prevents this short-circuit from being maintained from the holding path of relay SA when the pulse ends. When the A relay re-operates at the end of the pulse, the short-circuit is removed from the relay HA coil by the opening of the A1 contact, and relay HA operates. Contact HA2 connects the pulse to the next pair of relays, SB and HB. Contact HA1 switches the circuit so that the next pulse not only operates SB of the next pair of relays but short-circuits relay SA which releases, whilst a holding path, initially via diode D, is maintained to hold relay HA operated until the end of the pulse. At the end of the pulse, the holding path for relay HA is disconnected at contact A1 and relay HA releases. At the same time, relay HB operates, since the coil is no longer short-circuited when the pulse finishes. Relay HA releasing disconnects the pulse from relays SB and HB so that the third pulse is effective only upon the pair of relays SA and HA. The fourth pulse operates relays SC and HC and releases SA, HA, SB and HB. The full sequence is set out in Table 2.

Power supply

The power requirement depends entirely upon the relays used for the system, bearing in mind that the line current for a telephone should lie between the limits of 30-100 mA. In the systems made by the writer, a mains transformer was used which gives a secondary output tapped at 0-24-30-40-48-60 V. The 0V tap is grounded and the 40V tap is taken to a silicon diode of 1A rating to give the d.c. supply which is smoothed conventionally with two capacitors, 500 μ F, 64V,

Photograph shows one form of the exchange, built in case measuring 10x4½x3in. Order of relays shown: top pair — D,A; second row — B,C,ON,FC,R1; third row — BB,HD,HC,HB,HA; fourth row — BC,SD,SC,SB,SA; — bottom row — BD,CD,CC,CB,CA.



Table 1 — Relay combinations in line sensor

Calling line	Relays operated	Calling line	Relays operated
1	CA	6	CB, CC
2	CB	7	CA, CB, CC
3	CA, CB	8	CD
4	CC	9	CA, CD
5	CA, CC	0	CB, CD

Table 2 — Relay combinations in binary counter

Called line	Relays operated	Called line	Relays operated
1	SA, HA	6	SB, HB, SC, HC
2	SB, HC	7	SA, HA, SB, HB, SC, HC
3	SA, HA, SB, HB	8	SD, HD
4	SC, HC	9	SA, HA, SD, HD
5	SA, HA, DC, HC	0	SB, HB, SD, HD

wkg., and an inductor of around 150 ohms d.c. resistance. The 60V tap is used for the ringing current supply: 75V would be preferable for ringing normal telephone bells and it may be found necessary to adjust some bells to perform adequately on 60V, 50Hz.

With the system as described, working on approximately 50V, the maximum current drawn from the power supply is just over 250mA. The highest value will be drawn when a call is made from a line operating two of the call sensor relays on line 7, which requires the operation of three pairs of relays in the binary counter.

The system should operate satisfactorily with lines up to 600 ohms loop resistance and is ideal therefore for use on large estates or farms.

The capacitors shunting the B and C relay coils and those in the ringing interrupter circuit are electrolytic, 64V working. It is important that those shunting the relay coils do so in series with 100 ohm resistors in order to prevent heavy sparking at the A1 relay contacts. All other capacitors must be non-electrolytic.

The relays BC and BD are permanently operated when the system is not in use in order that there is a small load on the power supply which prevents peak voltages from damaging the smoothing capacitors in the power supply. The current drain is only about 10 mA.

With different relays, the system can be adapted to operate on 24V, but this would reduce the line length over which transmission would be satisfactory. However, at least 60V a.c. is required for ringing nevertheless.

Installation

In the original models made by the author, a sixteen-way terminal strip was used for terminating the leads from the call sensor and binary counter relays. The first ten connexions were used for the lines and the remaining six were used as a 'ground' common. One wire from each telephone is connected to the appropriate numbered terminal and the other is connected to one of the 'ground' terminals. It is preferable to use two wires from each telephone back to the exchange, particularly if the lines are long. Overhearing and noise is likely to arise if a single wire is used with a ground return via a water pipe. Under no circumstances should a 'mains' earth be used.

Components list

Relays:	18, 2500Ω, 4 changeover 2, 2500Ω, 6 make 2, 700Ω, 2 change-over	all relays other than those below. relays BC and BD. relays A and D.
Suitable types are made by Plessey, Thorn, Varley and Siemens-Halske.		
Capacitors:	2 0.1μ non-electrolytic 1 1.8μ non-electrolytic 2 16.0μ electrolytic 2 500.0μ electrolytic 2 16.0μ electrolytic	250V dial and ringing tones. 250V speech path. 64V shunts for relays B and C to give slow release feature. 64V smoothing — power supply. 50V ringing interrupter circuit.
Resistors:	12 2200 ¼W 2 3300 ¼W 2 470 ¼W 2 15k ¼W 2 1M ¼W 1 68k ¼W 2 200 1W 2 100½W	call sensor and binary counter. dial and ringing tones. D relay shunt. Feed to ringing interrupter circuit. ringing interrupter circuit. ringing interrupter circuit. ringing interrupter circuit. series with A and D relays shunts of B and C relays.
Diodes:	42 30mA, 100V 1 1000mA 150V	any fast switching silicon type. ITT BY135 or similar.

Mains transformer: 1 Type 124 Barrie Electronics, London EC3N 1BJ.

Coke: small output transformer — use primary winding not more than 200 ohms resistance.

Transistors: 3 2N4036 p-n-p silicon, ringing interrupter timer and relay driver.

Terminal strip: 16 way; any type available to the constructor which will provide for ten lines and adequate capacity for the common leads.

Case: The aluminium case used in the example shown in the photograph is 10×4.5×3in, but other examples have been constructed to fit into cases 8×6×2.5in. □

Literature Received

Technical information booklet from Mullard is entitled "Applications of field-effect transistors". Use of f.e.t.s in several roles is discussed, from d.c. amplifiers to f.m. front ends, with practical circuit details. Publication is obtainable from Mullard Ltd, Mullard House, Torrington Place, London WC1E 7HD. WW 401

Leaflet giving a quick look at Newmarket's capabilities in thick-film modules can be had from Newmarket Transistors Ltd, Exning Road, Newmarket, Suffolk CB8 0AU. WW 402

Switching regulator design, with particular reference to filter design, is discussed in Application Note 349 from Fairchild Camera and Instrument Ltd, 230 High Street, Potter's Bar, Herts. EN6 5BU. WW 403

Lead-oxide camera tubes (Leddicons) made by EEV are listed and tabulated in a brochure, which recommends tubes for every known colour camera in all applications. It is produced by English Electric Valve Company Ltd, Waterhouse Lane, Chelmsford, Essex CM1 2QU. WW 404

Vero have published a catalogue containing descriptions (but no prices) of their range of cases, wiring systems and hardware

accessories for the amateur. The S100 bus system is included. The catalogue can be obtained from Vero Electronics Ltd, Industrial Estate, Chandler's Ford, Eastleigh, Hants, SO5 3ZR at 50p.

A range of low-frequency (up to 2MHz) digital storage oscilloscopes made by the American firm Nicolet is described in a booklet, which can be obtained from Nicolet Instruments Ltd, Budbrooke Road, Warwick CV34 5XH. WW 405

Catalogue of components, accessories and systems from Transam, the Triton micro-computer people, is obtainable at 50p from Transam, 12 Chapel Street, London NW1 5DH.

Wire-wound precision resistors are listed in several ways by Hamlin in a new selection chart, which can be had from Hamlin Electronics Europe Ltd, Diss, Norfolk IP22 3AY. WW 406

Instrument cases and accessories, tools, components and instruments for the amateur are fully described in a new catalogue from West Hyde Developments Ltd, Unit 9, Park Street Industrial Estate, Aylesbury, Bucks, HP20 1ET. WW 407

CIRCUIT IDEAS

Automatic turn-off for cassette motor

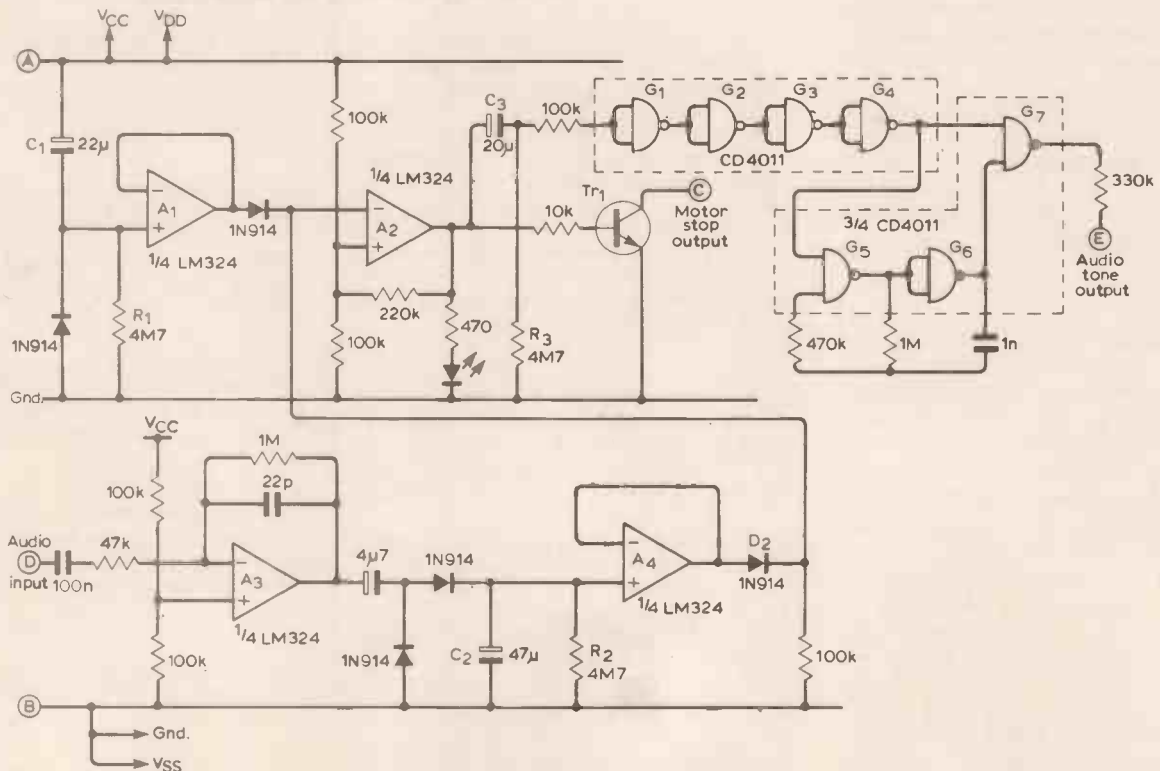
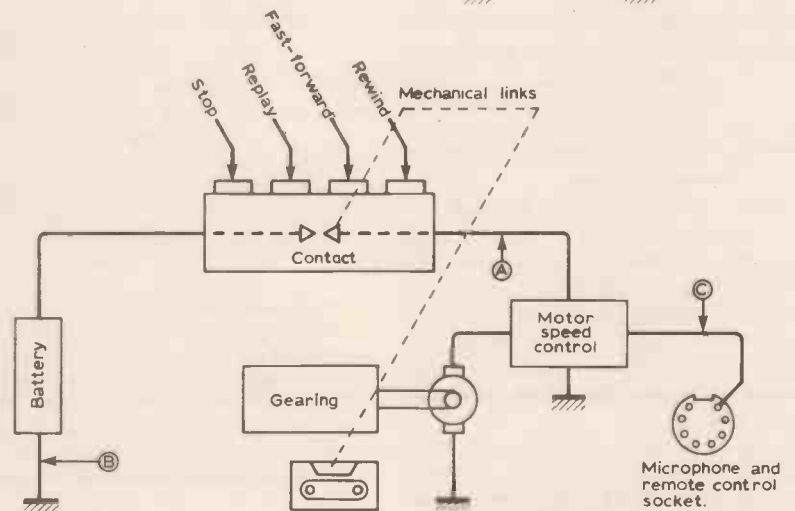
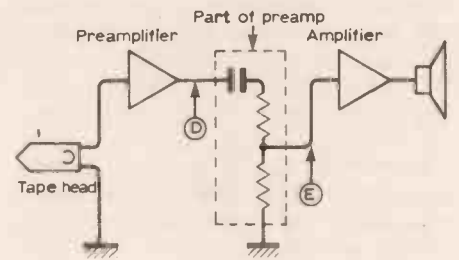
Many domestic cassette recorders do not have an automatic stop mechanism on replay, but use a friction clutch so that the motor can keep running at the end of a tape without causing damage to the motor or drive mechanism. However, this system does not protect the tape because the revolving capstan wears the tape at each end.

This circuit is easy to fit because, apart from an optional l.e.d., there are no mechanical changes, additions or modifications, and connexion is via five wires with T joins, so that no breaks have to be made. Points A and B supply power to the tape-end circuit only when required, and point A also detects a positive edge when the motor starts. Connexion C is the output from the tape-end circuit which connects to the remote motor-stop line, and point D feeds an audio signal to the circuit when the tape is playing. The final connexion at E feeds an audio tone to the cassette recorder and must be placed after D. There must be no feedback from E to D because this could cause the tape-end circuit to be activated by its own audio signal.

When the motor starts, the positive edge at A is differentiated by C_1R_1 and the signal from A_1 holds the output of A_2 at 0V, which turns Tr_1 off and allows the motor to remain running. The time constant maintains this state for 80s, which allows the tape to completely wind or rewind and, when replay is

selected, the delay ensures that the motor runs for long enough to produce an audio input at D. When this input occurs, the output of A_3 is rectified, buffered and ORed with the decaying output from A_1 . Therefore, the motor will run provided an audio signal is present at D. Short breaks in the audio are ignored because the time constant C_2R_2 prevents the voltage at A_2 from falling below the threshold for approximately 60s. When this period elapses after the end of a tape, the l.e.d. and Tr_1 are turned on and the motor stops. The output of A_2 also triggers a one-minute monostable formed by C_3R_3

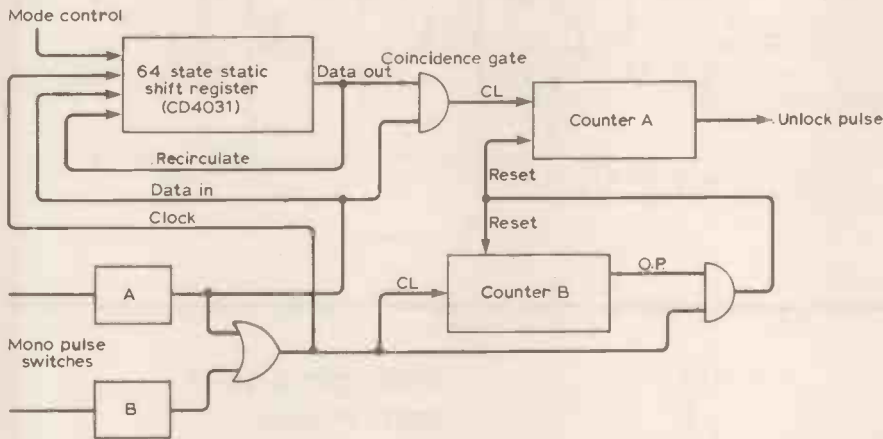
and a 4011 whose output turns on an audio oscillator and gates the output to point E. This tone sounds for one minute and is then turned off by C_3R_3 .
M. Holmes
Newbury
Berks



Economic electronic lock

Electronic locks generally compromise between complexity and security. This simple design does not require a keyboard and offers high security. A 64-stage static shift-register stores a code by switching the mode-control input low and feeding 1s and 0s to the shift register via switches A and B respectively. To produce an unlock-pulse, this code has to be repeated. The coincidence gate clocks counter A provided that the unlocking code agrees with the stored code, and counter B is

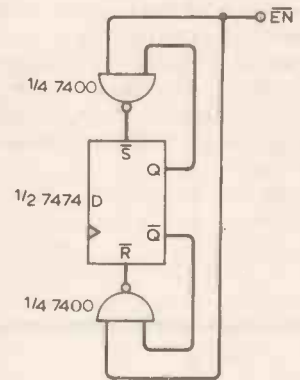
simultaneously clocked by the switches. Counter B resets itself and resets counter A after the 65th clock pulse so, if the code is incorrectly entered, counter A is reset before an unlocking pulse is produced, and the code has to be repeated. If a complex code is not required, different counters and a shorter shift register can be used.
K. R. Srinivasa Murthy
Bangalore
India



D-type with enable

If a D-type flip-flop with enable is required, it is cheaper and often more convenient to use the circuit shown. When the \overline{EN} line is high, the flip-flop is held in one state by the asynchronous \overline{S} , \overline{R} line, and clock transitions have no effect. When the \overline{EN} line is low, the flip-flop operates normally.

T. Clark
Trinity College
Cambridge



Accurate motor speed control

In this design the motor voltage-drop is the sum of the back e.m.f., V_b , and the voltage dropped across the internal armature resistance R_a . If the armature current is I_a ,

$$V_x = I_a R_a + V_b$$

and

$$V_y = \frac{R_2}{R_2 + R_3} \cdot V_c +$$

$$\frac{R_3}{R_2 + R_3} [V_b + I_a (R_a + R_1)]$$

Because

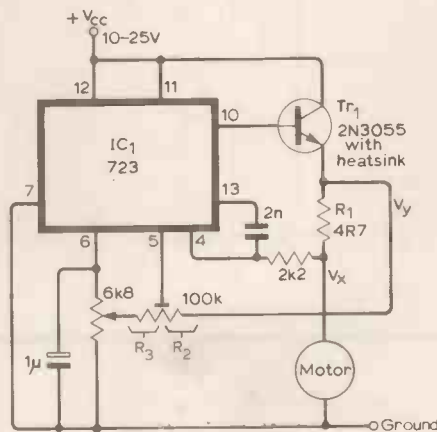
$$V_x = V_y, V_b =$$

$$V_c + I_a [(R_a + R_1) R_3 - (R_2 + R_3) R_a]$$

Therefore, if

$$\frac{R_2}{R_3} = \frac{R_1}{R_a}$$

$V_b = V_c$, so the back e.m.f. is always equal to the control voltage V_c , and the motor speed can be regulated with the potentiometer. The preset control is



adjusted until the motor speed remains constant with different loads.

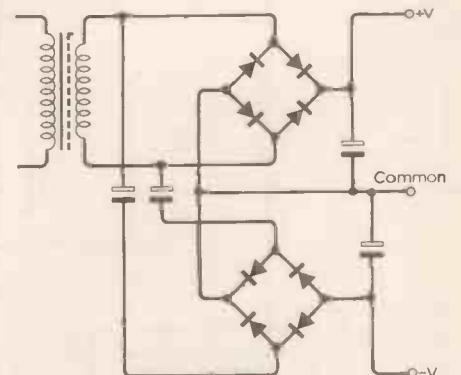
The circuit has been used with a domestic cassette recorder and has improved the motor performance with C120 tapes. Note that motor speed is not dependent on the supply voltage.

H. S. Malvar
University of Brazil

Dual supply

If a negative supply is required from a transformer which only has one secondary winding, a capacitor coupled bridge-rectifier provides a simple solution.

A. J. Strike
Norwich
Norfolk

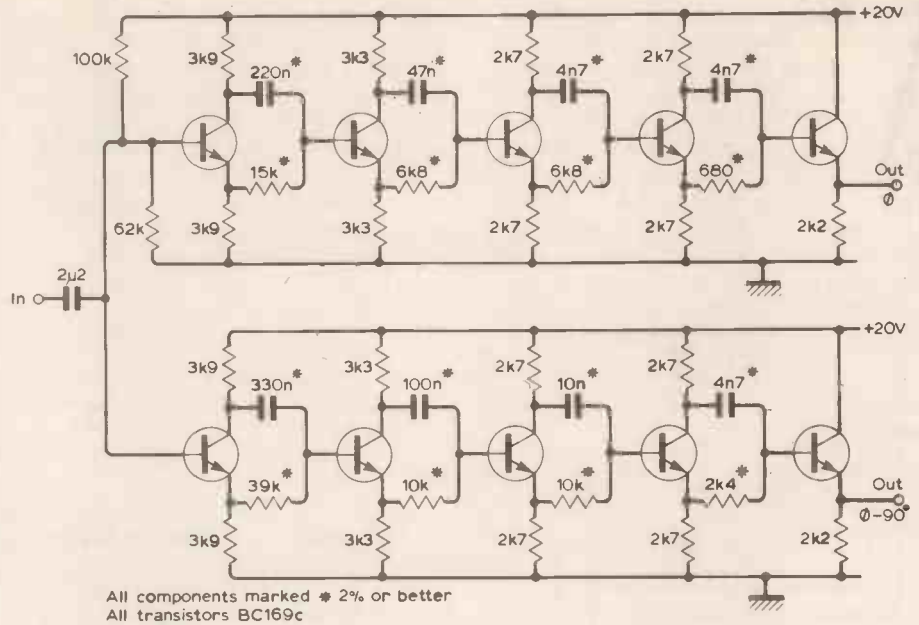


Wide band phase-shift network

When generating two signals in quadrature, most 90° phase-shift circuits produce errors of up to 10° and operate only over a limited audio bandwidth. The simplest phase-changing circuit is an all-pass filter. By connecting four all-pass filters in series, a linear phase-frequency relationship can be achieved over several octaves. Two such circuits connected in parallel and fed from a common source can produce a constant phase difference which is independent of frequency.

The circuit shown provides a phase-shift of 90° ± 5° from 23 Hz to 24 kHz. The critical components, denoted by asterisks, should be 2% or better and the transistors should have a h_{fe} of at least 400 to prevent loading. Overall gain of the circuit is unity, but the power supply must be adequately decoupled because the gain-bandwidth product is high.

C. J. Gibbins
Sunningdale
Berkshire



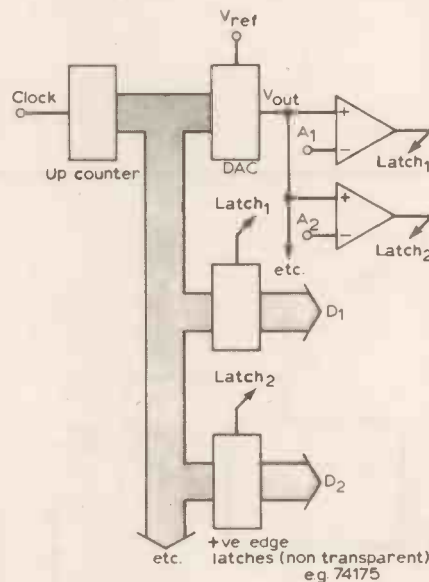
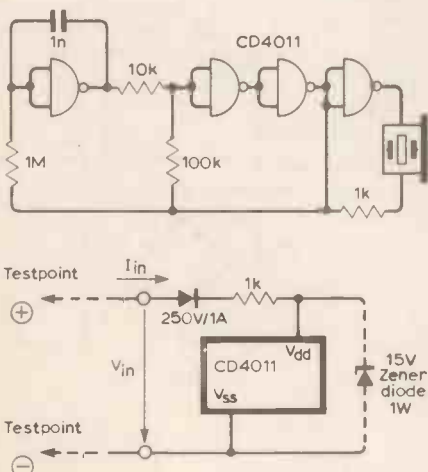
All components marked * 2% or better
All transistors BC169c

Acoustic level-indicator

If the voltage at the testpoints exceeds 2.5V, the indicator oscillates at approximately 2kHz and drives a sounder. The indicator can be connected to the testpoint and positive rail for a logic high, or to the testpoint and negative rail for a logic low. The circuit will operate with input frequencies up to 10kHz, although the output signal is reduced with an input above 2kHz.

The current drawn by the circuit increases with voltage, but at 5V only 500 µA is required.

J. W. Richter
Backnang
W. Germany



Multiple a-to-d conversion

A single d-to-a converter can be used with several independent a-to-d converters as shown. The d.a.c. is continuously ramped upwards through its entire range and, when the output exceeds the input to a comparator, the associated digital word is stored in a latch. The number of comparators and latches is only limited by the drive capability of the converter and counter.

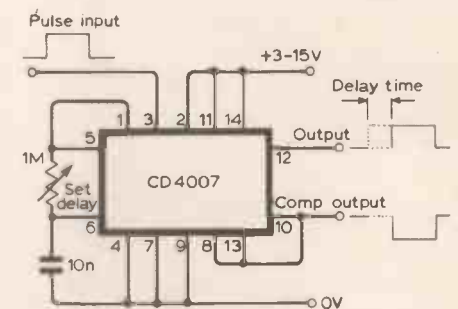
Gain and level shifting can be applied to the analogue inputs to provide a.d.c.s with different ranges. Also, the comparator latch commands can operate sample-and-hold circuits at the inputs to signal Data Ready, and to inhibit further latching.

J. W. Rimmer
London

Pulse delay

Pulse delays from milliseconds to several seconds can be achieved with one i.c. provided that the delay time is less than the duration of the pulse.

M. Miller
Reading
Berks



Designing with microprocessors

3 — Microprocessor addressing modes

by D. Zissos and Laurelle Valan Department of Computer Science, University of Calgary, Canada

The previous two articles described the basic components of the microprocessor chip and the internal functioning of the device from the designer's point of view. The authors now continue with a concise description of the most commonly used microprocessor addressing modes, from the points of view of both the designer and the user.

In the previous article (June/July issue) we saw that the microprocessor operation consists of repeating cycles during which each instruction in a program is fetched from memory, executed, and succeeded. Clearly, the process of pulling out each byte of our instruction from memory and loading it into the microprocessor chip slows down considerably the execution of programs — the main drawback of microprocessor-based systems.

Different actions to speed up the response time of microprocessor-based systems have been taken by manufacturers, system designers and, to a lesser degree, by programmers.

In the case of manufacturers their main response has been to produce microprocessor chips, which, (a) can

address external memory and peripherals more effectively, (b) can transfer more data between the microprocessor chip and the external circuitry (example: 16-bit machines), and (c) include more internal circuitry, such as registers, which reduces the need to access external memory.

The system designer can increase the response of microprocessor-based systems by imaginative use of present-day technology and design methods². At this level the problem is one of effective management of the available resources, rather than detailed technical knowledge. This aspect is the main theme of these articles.

In the case of programmers, it is encouraging to detect an increasing level of awareness of the interplay that exists between hardware and software. For example, more programmers are now able to generate vectoring addresses in interrupt-driven systems using standard i.c. chips (priority encoders), instead of using the very slow and

highly inefficient method of polling and-testing each interrupt flag in turn².

Addressing modes

Addressing modes in microprocessor-based systems refer to the methods used to generate the address signals for routing data within the microprocessor chip and through the system itself.

Because each microprocessor chip has its own set of addressing modes, in this article we shall describe the most commonly-used modes, which are

- Direct addressing,
- Indirect addressing,
- Indexed addressing,
- Relative addressing,
- Immediate addressing,
- Inherent addressing, and
- Implied addressing.

For the sake of simplicity we shall use eight-bit microprocessors with sixteen-bit address lines when describing the addressing modes.

Different manufacturers may use different terms to describe the same addressing mode. For example, what most manufacturers refer to as direct addressing is called extended addressing by Motorola.

Direct addressing

In direct addressing the memory of i/o is said to be directly addressed, which implies that the address of the operand is part of the instruction (bytes p and l), and appears explicitly in written form, as shown in Figure 1(a). The reader will recall from the previous article that during machine cycle 1 the op code is pulled out of memory and loaded into the instruction register (i.r.) in the microprocessor chip. During machine cycle 2 the page number (upper half of the sixteen-bit address) is loaded into the appropriate section of the addressing register (r), also in the microprocessor chip. The line number is loaded similarly into the other section of register r during machine cycle 3. In machine cycle 4 the address of the operand, held in register r, is output on the system's address bus, and the operand is moved in the other direction.

In the case of a two-byte operand the value of l held in addressing register r is automatically incremented after byte 1 of the operand has been transferred.

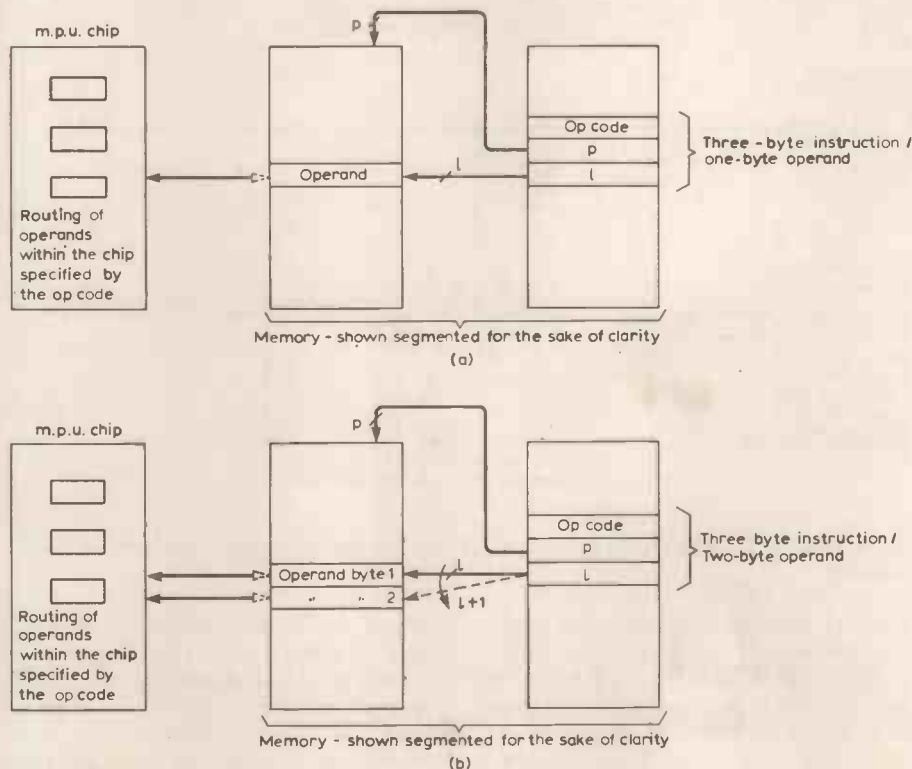


Fig. 1. Process of direct addressing, (a) for one-byte operand and (b) for a two-byte operand.

A special form of direct addressing is provided on the 6800 microprocessor in addition to the normal type we described. In this mode, an address on page 0 is **privileged** in the sense that op codes are provided which load automatically '0' in the upper half of the addressing register (r), leaving only the l byte to be written explicitly. For example, the contents of accumulator A in the 6800 may be copied into memory location 0034_{hex} using one of the following two instructions.

• B7 00 34 — ordinary direct addressing, called **extended addressing** by the manufacturer.

• 97 34 — privileged direct addressing, called **direct addressing** by the manufacturer^{1,3}.

Indirect addressing

In **indirect addressing** the address of the operand (p and l) has to be taken either from a memory location (p₁ and l₁ in Fig. 2) defined in the instruction, or from an addressing register in the microprocessor specified in the op code as shown in Fig 3(a) and 3(b). The first mode is referred to as **memory indirect addressing** and the second mode as **register indirect addressing**.

In the case of two-byte operands the value of variable l (defining the line number of the operand) is automatically incremented after byte 1 of the operand has been transferred in or out of the microprocessor chip.

Indexed addressing

In **indexed addressing** the address of the operand, denoted by variables p and l, is generated by adding a number D, which follows the op code, to an index register, and outputting the sum onto the address bus, as shown in Fig. 4. That is, in indexed addressing the location of the operand is IX + D. Variable D, which can be either a positive or a negative number, expressed in two's complement (see Appendix), is referred to as **offset** or **displacement**. Note that the index register* (i.x.), which is an addressing register* that can be incremented or decremented by software, is not affected by this operation.

Indexed instructions are particularly useful when we need to access consecutive locations in memory, for such operations as block transfers.

Relative addressing

In **relative addressing** the current value of the program counter, PC + 2, is incremented by the byte that follows the op code, denoted by variable R in Fig. 5. This clearly allows the program to jump from PC + 2 to PC + 2 + R. Variable R, as in the case of indexed addressing, can be either a positive or a

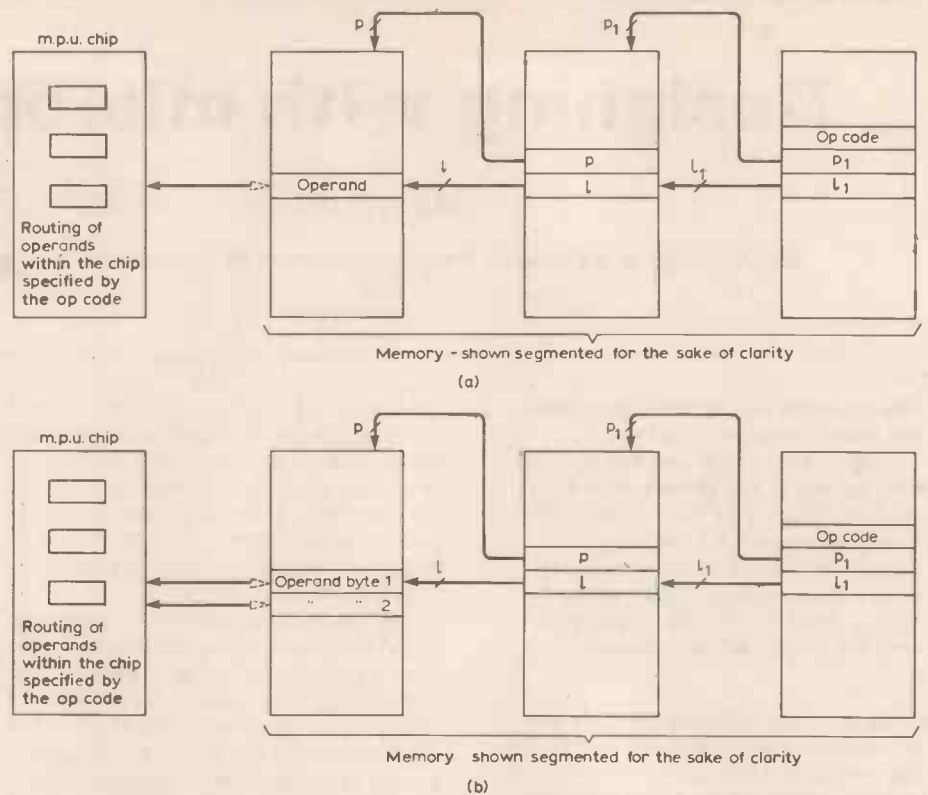


Fig. 2. Memory indirect addressing. (a) for a one-byte operand and (b) for two-byte operand.

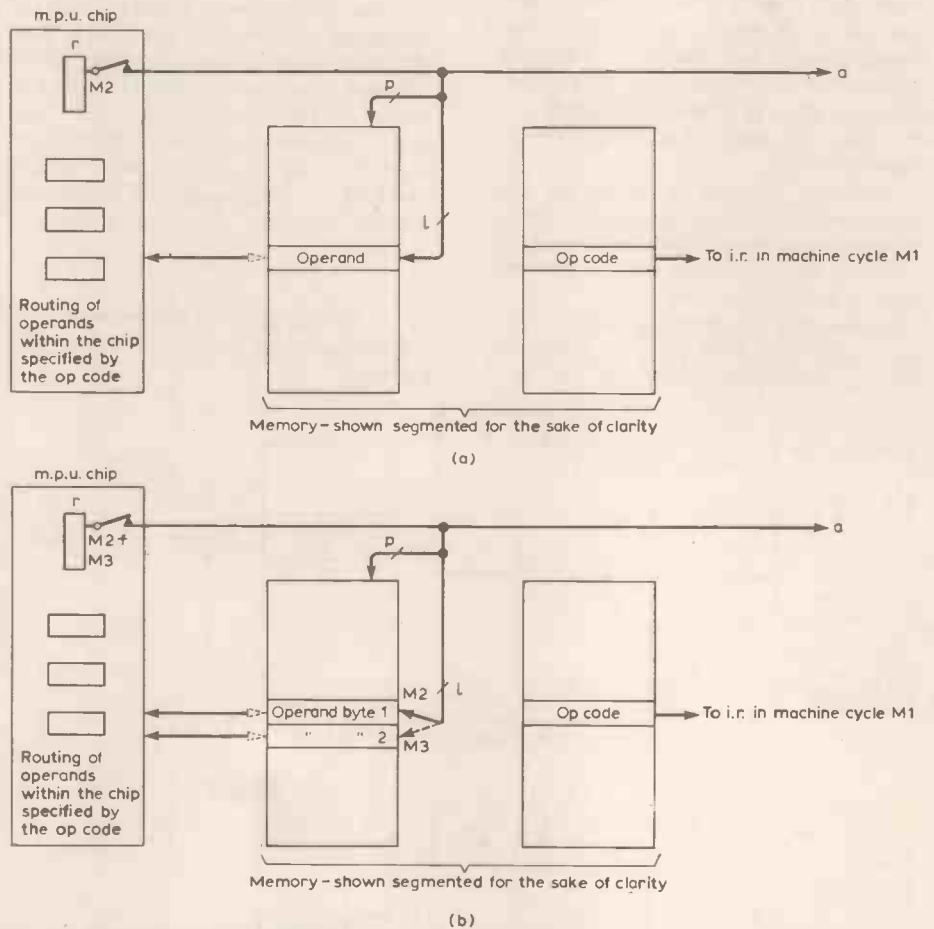


Fig. 3. Register indirect addressing. (a) for a one-byte operand and (b) for a two-byte operand.

negative number, expressed in two's complement (see Appendix).

The value of relative addressing is that it allows jumps to nearby locations to be implemented with two-byte instructions. For most programs, relative

jumps are by far the most prevalent type of jump due to the proximity of related program segments. Thus, these instructions can significantly reduce memory space requirements. The signed displacement can range between

*An internal register that can be connected to the address bus.

+127 and -128 from the jump relative op code address.

Immediate addressing

In **immediate addressing** the byte following the op code in memory contains the actual operand, as shown in Fig. 6(a). An application of this type of instruction would be to preset an internal register to a given value, where the value is the byte following the op code.

The operand in immediate addressing may contain two bytes, as shown in Fig. 6(b).

Inherent addressing

In **inherent addressing** the operand is embedded in the op code, as shown in Fig. 7. For example, in the 6800 microprocessor

01 **00** 1111 (4F) increments accumulator A, whereas

01 **01** 1111 (5F) increments accumulator B.

Instructions involving inherent addressing define operations that take place within the microprocessor chip, and are always single-byte instructions.

Implied addressing

Implied addressing refers to operations where the op code automatically implies one or more internal registers as containing the operands. An example of implied addressing is the set of arithmetic and logic operations in the Intel 8080, where the accumulator is always implied to be the destination of results.

Appendix: twos complement

The **twos complement** is a method of representing negative binary numbers. The twos complement of a binary number can be formed either by inverting each binary bit and adding 1 to it, or

by using a scanning process as follows. Starting from the least significant digit, we copy each digit as it is up to and including the first '1' digit. The remainder digits are inverted.

The most significant (left-most) digit is a sign digit - '0' for positive and '1' for negative.

Examples

+5	0000	0101
-5	1111	1011
+84	0101	0100
-84	1010	1100

References

1. Duncan, F. G., "Microprocessor programming and software development," Prentice Hall, 1979.
2. Zissos, D., "System design with microprocessors," Academic Press, 1978.
3. M6800 microprocessor system design data, Motorola, 1976.

The next article will deal with the synchronization problem.

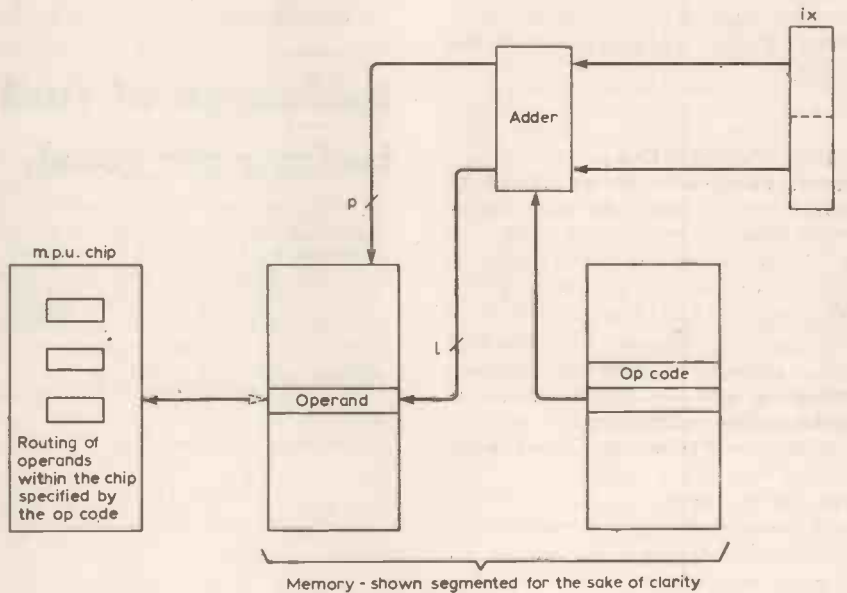


Fig. 4. Indexed addressing.

Fig. 6. Immediate addressing for (a) a one-byte operand and (b) for a two-byte operand.

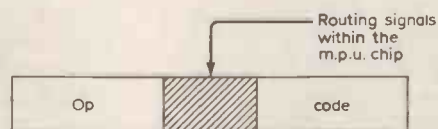
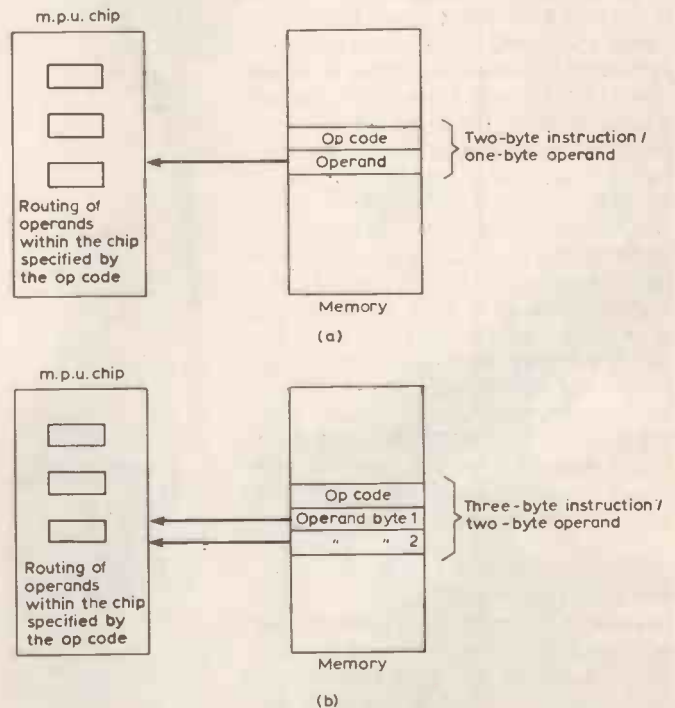


Fig. 7. Inherent addressing.

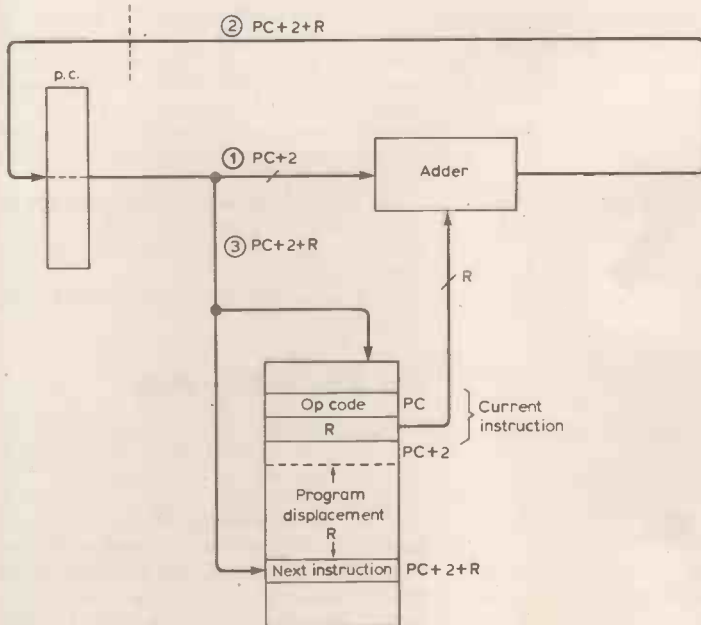


Fig. 5. Relative addressing.

Largest slice of CAA's radar renewal contract goes to Dutch

A Dutch company, Hollandse Signaal Apparaten (HSA) has won a £10 million order from the Civil Aviation Authority to supply primary radars as a part of the authority's radar replacement programme, brought about by the need for compatibility with radar data processing systems, and systems currently being developed at the London Air Traffic Control centre.

The total cost of the programme is around £25 million, of which 30% will be met by the Ministry of Defence. A £2.5 million contract was placed with AEG Telefunken in 1979 for some of the required primary radars, the remainder (about 50% of the total workload) going to British companies, with a £1.1 million contract going to Cossor for secondary radars in 1979 and a £1.2 million contract for remote control and monitoring equipment going to Marconi Radar Systems earlier this year. A further £10 million-worth of contracts is still to be let covering buildings, radar towers, etc., and this is expected to be covered mainly by British firms.

The main reason HSA radars were chosen is their "advanced state of development", although the CAA also claims that other important requirements included technical performance and reliability. Similar equip-

ment is already in service in Singapore and with NATO.

Frank Chorley, managing director of Plessey Electronic Systems, in a statement to *The Times* in January 1980, said that "short-term ordering decisions . . . may threaten the future export prospects of British electronics companies." He said that the principal danger was that orders might be placed with foreign companies which would offer the cheapest immediate solution but which

Exchange of radio messages just before air crash

A further statement on the Tenerife air crash of April 25th was made in the House of Commons on June 10 by John Knott, the Secretary of State for Trade. The statement results from meetings between the Accidents Investigation branch of the Department of Trade and the Spanish Commission of investigation, and it reads as follows:

"The Dan-Air accident at Tenerife on 25 April 1980. First radio contact with Tenerife Air Traffic Control was made by DA 1008

could damage the credibility of UK companies in export markets generally.

At the time Mr. Chorley made these remarks, the US company Westinghouse was expected to emerge with the contract for the major share of the work. The new primary radars will be sited at Heathrow Airport (to provide services for Airport Approach Control and Terminal Control) and at locations in Yorkshire, Lincolnshire, Essex and Sussex. The radar at the Yorkshire site will have the largest range, at 210 nautical miles and that at the Heathrow site with the smallest, at 80 nautical miles.

Delivery of new radars is expected to begin early in 1981, the replacement programme being scheduled for completion in 1983.

when it was 14 nautical miles from the VOR/DME* beacon TFN. The flight was then cleared "to the FP (radio beacon) via TFN, flight level 110, expect runway 12, no delay." Up to this time the flight had been without incident. Some three minutes later it was instructed to descend and maintain flight level 60.

The crew reported "overhead TFN" about 35 seconds after passing the facility — Air Traffic Control then informed them that "the standard holding over FP is inbound, heading 150°, turn to the left." This indicates an anticlockwise pattern. However, this procedure was not published and was not included in the appropriate radio facility charts carried on the aircraft. In spite of this, the instruction was accepted by the pilot.

The aircraft did not pass over the FP but flew to the South of the beacon calling "entering the hold" and passing abeam about a minute after the previous transmission. About half a minute later it was cleared to descend to 5,000 feet.

Although he had expressed his intention of entering the holding pattern, the Commander, for reasons which are not clear, turned the aircraft to the left (towards the South-east) into an area of high ground where the sector minimum safe altitude is 14,500 feet.

During the descent to 5,000 feet, the Ground Proximity Warning System operated, and the crew immediately commenced an overshoot procedure. With high engine power being applied, the aircraft was put into a steep turn to the right, but it struck the mountainside before it had climbed above 5,500 feet.

The radio navigational facilities at Tenerife North Airport were checked after the accident and were found to have been operating normally."

*V.h.f. omni-range/distance measuring equipment.

Old firm fading away

Armstrong Audio, the well-known British stalwart of the audio industry (50 years old), is to go into voluntary liquidation. The company's managing director, Alex Grant, said that the availability of 600 series products in this country will not be affected. The 48 hour service and supply of spares for series 400/500 and 600 models will continue to operate from the company's North London premises in Warlters Road.



A 2.4 metre dish used by BBC engineers to receive experimental signals from OTS. The BBC hopes to be able to take up two of the five channels allocated for satellite broadcasting in Britain, one for pay television and the other to provide selected "best" programmes from BBC1 and BBC2.

NEWS OF THE MONTH

Government stalls over Inmos and NEB "plays" with Ferranti

In a Commons statement in reply to questions about the future of Inmos, Industry Secretary Sir Keith Joseph said "I am conscious of public concern on this matter. It presents complex and difficult considerations. Proposals are being considered by the parties concerned but they are commercially confidential and there is nothing I can say about them at the present."

Only a week or so before this statement, Margaret Thatcher had said, referring to the second charge of £25 million due to be released to Inmos, that the Government was "carefully considering" the conditions attached to any money going to the company. The first payment of £25 million had been made by the last Labour government as a part of NEB funding.

Sir Keith added to his statement by saying that "it would be imprudent for me to force upon the NEB taxpayers money at the same time as commercial interests are expressing interest in possibly replacing some of that money," clearly indicating that the government's stance is that of waiting for a positive move (initiated by the NEB) to private ownership of Inmos. Two American firms and a Belgian consortium are said to be interested in buying out the government's 70% holding in the venture.

Tory MP Timothy Renton had asked when Sir Keith proposed to announce his decision

and suggested that the delay was causing damage to Inmos, its employees and British microelectronics as a whole.

Referring to a similar situation at Ferranti, Labour MP Robin Cooke urged the Prime Minister to ask the NEB to stop "playing football" with the future of the company. He said the proposal to dispose of the NEB's interest in the company has been rejected by the workforce and condemned by the management as being against the best interests of Ferranti. Cooke asked the question "Why, for the sake of a fast buck is she taking such a gamble with the future of high technology industry in Britain, which we need if we are to survive as a manufacturing nation?"

Mrs Thatcher replied, "The NEB helped Ferranti when it was in need. Ferranti no longer needs help through the NEB. It is for the board to dispose of the shares in the best way possible."

The truth is that in the past 5 years, Ferranti's health has improved out of all proportion. Last year, pre-tax profits were £9.9 million and are this year expected to show an improvement to £11 million. The company is heavily committed through its contracts, to the government's programme of defence spending and the consensus view is that it enjoys a technological lead in a range of defence activities and projects. It

certainly has a healthy immediate future if only from the proceeds of equipment it will be supplying for the Tornado aircraft programme.

Workforce and management at Ferranti favour disposal of the NEB holding via the stock market, either as a complete deal or in various stages. However, the more attractive possibility (for the Government) is disposal to a single buyer due to the fact that this would provide an additional premium for the shares as the buyer would have to bid for the balance of the shares. Taking into consideration the bias of the company's military contracts with the government, foreign buyers seem to have been ruled out — the most likely interested party is therefore GEC, which creates a number of possible problems.

Takeover would mean "rationalization" and redundancies, not to mention competition for military contracts between major GEC subsidiaries and Ferranti itself.

The company's financial report, due the last week in June, may well harden some attitudes on both sides.

Home Secretary shows more interest in company than person in data privacy exchange

The Data Protection Authority and other recommendations by the Lindop Committee, which finished its work about two years ago, was given only a nodding recognition by the Home Secretary in a recent exchange in the Commons. In written answers to questions, William Whitelaw said that he is still considering the results of consultations (which finished last year) and he asked MPs for instances where firms have encountered problems because of data privacy laws now operating in other countries.

Although Mr. Whitelaw said that he was conscious of the concern in industry, he did not give much attention to the concern of private citizens. The written answers were provided in response to the findings of a questionnaire conducted by the National Computing Centre, which showed that 90% of managers believe some form of regulation is needed to prevent the misuse of personal information held in computer data "banks". They also believe that the Lindop committee's principles and codes of practice form an "acceptable and practical" way of tackling the problem and 75% of managers said a government statement of intent is urgently needed.

There was a 90% majority for voluntary codes of practice if the Government fails to act.

The 26 inch Philips viewdata receiver now being used by members in the House of Commons library. The set was presented by Mullard Ltd, who are now committed to heavy investment in i.cs for information systems. At the presentation ceremony, Ian Lloyd, MP, chairman of the all-party Information Technology Committee, stressed the need for the government to exploit the opportunities offered by viewdata — a major British invention.



Viewdata standards agreed

THE CCITT (International Consultative Committee on Telephones and Telegraphs) has recognised Prestel, the Post Office's public viewdata service, as meeting the requirements of the recommended international standard for information retrieval systems.

Study groups of the committee, meeting recently in Montreal, also approved Teletel, the French system, and laid down international viewdata standards. British Telecom, the PO organisation set up to market Prestel, has so far exported to four countries — West Germany, the Netherlands, Hong Kong and Switzerland.

One of the two study groups involved dealt with service aspects of each system and the other with technical aspects. Four types of viewdata system were recognised:

- 1 Alpha-mosaic, which produces characters and pictures from a mosaic of dots. This method is used by both Prestel and Teletel.
- 2 Alpha-geometric, a method of forming letters and pictures by drawing them geometrically. Canada's Telidon system is an example of this technique.
- 3 Alpha-d.r.c.s. (dynamically redefinable character set). This is a new British technique, which is also being adopted by France, allowing special purpose characters stored in the viewdata computer to be transferred to a second character generator in the terminal.
- 4 Alpha-photographic, used in "picture" Prestel to build up full colour photographs as part of the complete page; a wide-band version of this technique is used in Cap-

tains, the Japanese viewdata system which generates more than 3,000 Japanese characters in the central computer and then transmits them to the tv receiver over a telephone link.

The CCITT proposal for alpha-mosaic systems recommends two ways of providing control information. In one, the serial attribute technique (used by Prestel) injects information in the appropriate points in the text. In the other, parallel attribute technique, additional information is sent with each character (used in Teletel), adding to the data transmission requirement for a given page of information.

The alpha-mosaic recommendations are based upon the European 625-line standard, which gives a viewdata frame or page of 24 lines, with a maximum of 40 characters per line. The document tentatively suggests a 20-line frame for American 525-line tv, but makes no firm recommendations because of views held in Europe and the USA that a 24-line frame can be created for a 525-line tv system.

Hundreds of viewdata terminals which form a system called Topic by the contracting company C. W. Cameron, are to be installed at the London Stock Exchange and throughout its member firms. The contract is worth £500,000 and as well as being linked to the exchange's computer, the system can also be connected to Prestel. Each terminal will provide instant read-out of current stock fluctuations with blue figures showing an increase and red showing a decrease.

Nascom in danger—or is it?

In an announcement made on 23 May 1980, Nascom Microcomputers revealed that they had requested Grovewood Securities Ltd, to appoint a receiver. This move was taken after Grovewood's decision not to inject further capital into the company and efforts by Nascom's managing director, John Marshall, to secure alternative investment.

Nascom Microcomputers was founded in June 1978 following the launch of the Nascom 1 single board computer but the company is thought to have suffered from cashflow problems associated with the slow recovery of development costs and delays in component supply. An investment of £500,000 was received from Grovewood shortly after the launch of the Nascom-2, the packaged version of the System 80 which appeared in our May 1980 issue.

It was intended that the Nascom 2 would use a new memory chip (the MK4118) and within weeks of the computer's launch the company was advised that supply of the new chip would be seriously delayed. As a result, no Nascom 2s could be shipped even though the company had invested thousands of pounds in advertising and marketing, as well as hundreds of thousands in general stock which was to lie idle.

The situation was partially relieved by the decision to provide a 16K r.a.m. expansion board, thus eliminating the need for the MK4118 and April 1980 saw Nascom's most successful month since formation, with sales on target at £250,000.

More recently, a "rescue team" plan has been put forward by an interested Nascom

user, John Margetts. He suggests the sale of 50p shares in blocks of 20 to both users and distributors in an attempt to buy Nascom from the Receiver.

If the company's distributors commit themselves to a large enough stake, it is just possible that the company might be saved, and Margetts is also attempting to mobilise the Nascom Microcomputer Club (based at Interface Components) which comprises about 18,000 members. Interested parties should contact John Margetts on 0242 511472.

Satellites detect vibrating stars

An explosion of a neutron star, occurring billions of miles from earth, was recorded by nine earth satellites, and produced the largest burst of gamma radiation yet observed.

It marked the first time that scientists have been able to trace a gamma ray burst to any known astronomical object and has provided evidence, for the first time, of a vibrating neutron star. Another significant point is that the vibrations could be a source of gravitational radiation previously only a theoretical possibility, mooted by Einstein.

The explosion was measured by devices aboard US, Soviet and US/German spacecraft on March 5 1979 and was reported on during a scientific colloquium at Nasa's Goddard centre on April 24 1980. A scientific paper on the event was also given at the spring meeting of the American Physical Society in Washington in May of this year.

NEWS IN BRIEF

Crellon Electronics Ltd, of Slough, Berks, are now offering the Motorola MCM6665L25 64K dynamic r.a.m. as an off-the-shelf item. This particular device is a 65,536-bit r.a.m. using n-m.o.s. technology, and is supplied in a 16-pin ceramic package. For more information contact Crellon Electronics Ltd, 380, Bath Rd, Slough, Berks, or ring 062864300.

The Department of Industry has established the Technology Advisory Point (TAP), to "assist in making the expertise and facilities available from British R and D establishments more accessible to British industry." A single sheet brochure is available from the department; ring Orpington (0689) 72918 and ask for either Ian Melville or Dick Vance.

"Choosing and using microprocessor development systems" is the title of a two-day seminar being organized jointly by Sira Institute Ltd, and Era Technology Ltd. The aim of the seminar is that of providing information and practical experience on which to base the selection and use of microprocessor development systems. The programme is intended for senior engineers and engineering managers who already have some knowledge of microprocessors. The Seminar will be held at the London Press Centre, EC4 on 1 and 2 October 1980. Further enquiries should be made to Carol Meads, Sira Institute Ltd, South Hill, Chislehurst, Kent BR7 5EH, or telephone 01-467 2636.

The tenth European Microwave conference begins in Warsaw on 8th September 1980 and continues until 12 Sept. Information on hotel bookings and other details of the meeting are available from Promotor Services Ltd, 247, Regent St, London, W1.

An exhibition on Technical Education Methods and Aids is to be held at the West Centre Hotel in South West London between 28 and 30 April 1981. A programme of lectures and seminars, covering the major aspects of the education and training of engineers and technicians in both developing and industrialized countries, will run concurrently with the exhibition of technical teaching equipment, systems and related services. Contact Electrical and Electronic Fairs Lt, Wix Hill House, West Horsley, Surrey, KT24 6DZ.

The source of the March event was tracked by timing the triangulation to a decaying star ("supernova"), in the galaxy called the Large Magellanic Cloud. Scientists traced the burst to a supernova remnant identified as N-49 and the source of the gamma radiation is believed to be another neutron star lying inside the debris of N-49. A neutron star is so dense that a spoonful of material from the centre might weigh a billion tons.

Until this event, astronomers had merely speculated that such stars went through gigantic vibration episodes, explosively stretching outwards then just as violently snapping back towards their original shapes through the energy of external forces.

Einstein's theory of Relativity holds that such vibrations should emit gravitational radiation. This part of the theory appears to have been substantiated.

Japanese set-makers beaten to second place by Thorn

A deal described by Thorn Consumer Electronics as "substantial" has been achieved by them in the face of strong competition from Japanese tv set producers. A Hong-Kong based company, Promoters Ltd, is being licensed by Thorn to assemble the TX9 single-board chassis in a joint venture factory in China. This chassis can be used for screen sizes between 14 and 22 ins and in common with the TX10 (for larger screen models) uses about 30% fewer components than the range of sets it replaced.

Thorn has undergone an extensive modernization programme, bringing it up to

the manufacturing capabilities of many Japanese manufacturers. Robot production techniques have been introduced which the company says improve reliability quite dramatically and, coupled with ease of servicing, this factor is expected to give the technology considerable export potential. A manufacturing agreement worth £2.5million has already been finalized with Philco-Italian and a smaller agreement with a Scandinavian company is in the air.

First supplies of the new chassis kits will start from Thorn's Gosport factory in October.

Concept for 50 inch tv display

The basic concept for a 50 inch diagonal colour tv display for wall mounting was presented by RCA laboratories at the Society of Information Display conference in San Diego.

The conceived tv display consists of 40 modules, side by side, each with a height of 30 inches and a width of 1 inch. The three electron beams in each module are directed along "beam guides" until they are electrostatically deflected through 90° onto the red, green and blue phosphors. The point in the length of the module at which deflection occurs is determined by selection from a row of electrodes lying at right angles directly under the beams.

Dr. Tietjen, Staff Vice President at RCA laboratories believes that as far as brightness, energy requirements and manufacturing feasibility are concerned, this is the best approach, but says "While we are optimistic, we are by no means certain as to when all the problems facing us will be overcome. It will probably be closer to 1990 before such a flat-panel display can be manufactured at a price the consumer will be willing to pay."

Among the difficulties already encount-

ered was that of achieving uniform brightness in each of the 40 modules, and circuits are now being developed to overcome this problem. But so far, the RCA lab, scientists have only worked with black and white tv pictures with an experimental display consisting of five, one-inch modules, each ten inches high.

The colour technology planned for the flat-panel screen will be similar to that of the shadow-mask system, but the problems concerning the control of electron beams and manufacturing processes must be overcome before the work on the colour system can be realized.

PO opens world's first facsimile service

Intelpost is the name the Post Office has given to the electronic mail service it launched on June 17th. The service enables facsimile copies to be transmitted over vast distances by means of earth satellites, and although the first part of the service is restricted to message flow between London and Toronto, Canada, other links will be established later in the year.

The cost of the new service to the user is high — about £4 for an A4 size message to Toronto against 15 or 20p by traditional postal methods, although this level will clearly fall with increasing use. The central advantage is that of speed, each message taking only a few hours from sender to recipient, against several days by conventional letter post.

Home Office report on WARC '79 published

A report comprising 192 pages dealing in general with the World Administrative Radio Conference in Geneva in 1979 and in particular the revised versions of Article N1 (Terms and Definitions) and Article N7 (International Table of Frequency Allocations), has just been published by the Home Office, price £8.50 net.

Information covering Region 1 (Europe, Scandinavia and Africa) only was published in *Wireless World* in Feb. and March 1980 but this report provides the remainder of the allocation information covering Region 2 (the Americas and Greenland) and Region 3 (roughly, the USSR, India and Australasia).

The complete Final Acts of the Conference will be obtainable later in the year from the headquarters of the International Telecommunication Union in Geneva at a cost of 360 Swiss Francs.



The instrument being used here is the Redac "Cadet" p.c.b. designer, the complete system having been launched recently by Racal-Redac. It is a microprocessor-based system which the makers say is the first true example of computer-aided design in this field and at a "reasonable" price. This particular system costs £20,000.

Organ-stop control

Further developments

by A. D. Ryder, M.A., Ph.D., F.I.E.E.

Convenient and flexible control of stops is musically important to any organ, and electronic devices are increasingly used, particularly for control in groups or combinations. Some circuits and designs are described which may be equally useful for the construction of an electronic organ as published from October 1978 to March 1979, or the modernisation of a pipe organ.

In early organs, power and brilliance were achieved by using several pipes for each note, including pipes of different harmonically-related pitches, all of which sounded together. The idea of stopping-off some ranks seems to have come later. A stop was originally a multi-pole mechanical switch arranged as a sliding piece of wood under the pipes, with holes to block or admit the wind. The wooden switch was extended at one end to be more or less accessible to the player and, in modern mechanical organs, this construction is still used. A slider-type stop action is preferred by many organists, even though the organ may be electrically operated. A stop-switch with push-pull action is called a drawstop and one with an up-down action, as on a theatre organ, is known as a tab. The rank or group of pipes controlled by a stop is also called a stop, although it would be more logical to call it a go. Console switches control further switching within the organ, such as a solenoid-driven slider, or a relay, referred to here as stop-selection switching. Stops are segregated by departments, i.e. keyboards, although there is usually provision for coupling more than one department to one keyboard.

As a piece of music may call for frequent changes of loudness and timbre, which requires rapid manipulation of the stops for one or more departments, most organs of any size are provided with combination pistons at each keyboard. These are buttons for thumb operation, or toe pistons for the pedal department, and also general toe pistons for controlling all departments at once. In operation, each combination piston acts to set, or bring on, all those stops included in its combination, and reset the rest. Usually this is effected by actual movement of the console stop-switches, which are motorised by two electromagnets, set and reset. The abbreviation TMS is used here for a

motorised tab or drawstop, which are standard components, although they are relatively expensive.

Occasionally the combinations are built-in, but it is better for them to be selectable. A separate matrix of selector switches, p pistons \times s stops, may be provided, but the capture method using the stops themselves is more convenient, saves space and, with semiconductor switching, is cheaper. A combination manually set up is allocated to a chosen piston by holding in a separate capture button and momentarily operating the piston. This switches the combination into a memory (originally electromagnetic) at the address determined by the piston

and can thereafter be read out at will. One objection to the capture system is that there is no neutral option, as with selector switches with a third position, which allows a stop to be isolated from a combination and controlled independently by the player. This point is considered later.

Stop control can be extended by second-touch contacts which are operated by a heavier than normal finger pressure. On a tab, rather than a draw-stop, such contacts can be arranged to reset all tabs except the one pressed, leaving that stop as a solo, a facility known as second-touch cancelling (STC). On a departmental piston, ST contacts may be used in parallel with the pistons of another department, in particular to change pedal combinations at the same time as those of the great manual.

Other types of piston used with motorised stops are cancel, departmental and general, and reversible (RP). Reversible types have push-on push-off switching and are usually provided for the more important couplers which, although not strictly stops, are treated as such on the console to bring them under thumb or toe control. There are some advantages in including couplers within the combination system, but this is not universal practice.

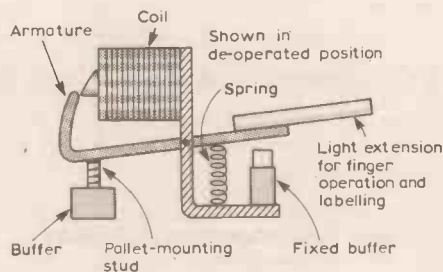


Fig. 1 Pallet-magnet with finger-tab extension. The contacts are not shown.




Fig. 2. Prototype assembly of four single-magnet tabs. The p.c.b., type EO3, accommodates 8 circuits, but can be cut down as shown.

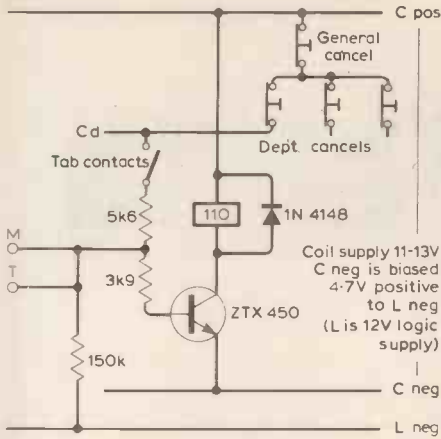


Fig. 3. Drive for single-magnet tab. The memory line M is used to capture the tab position and to supply the drive signal. Cancel line Cd feeds all tabs of one department.

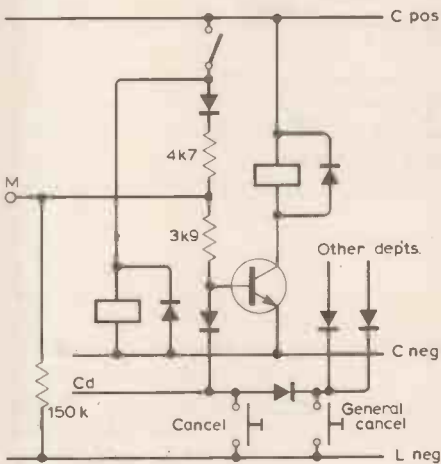


Fig. 4. Single-magnet tab with relay load.

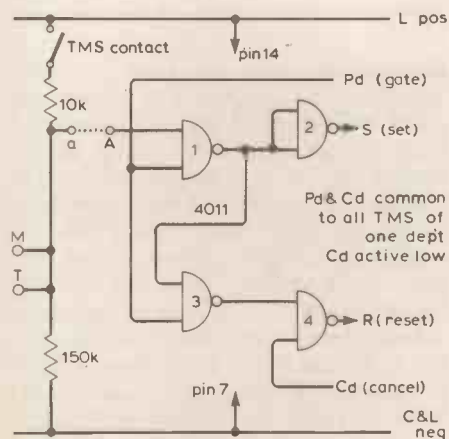


Fig. 5. Gating for one TMS. For signals Pd and Cd, see Fig. 9 and Fig. 15. The L supply can be 7 to 8V.

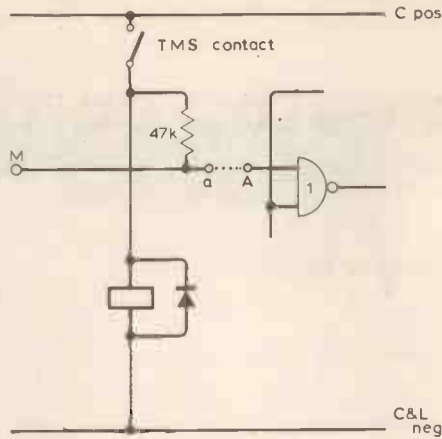


Fig. 6. Use of a relay load.

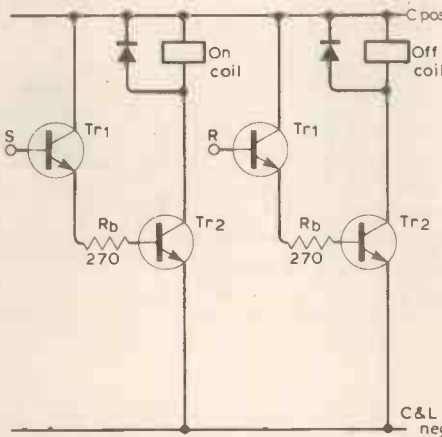


Fig. 7. Coil drivers for one TMS. Resistors R_b are chosen to provide about 20 mA to Tr_2 .

Table 1. Component summary

One EO3 board is used for each group of 8 stops, or a board can be cut down to suit other groupings. Normally, one EO4 is used per department, and each board caters for 16 stops. Quantities below refer to fully assembled boards.

EO3 board	
ZTX450	8
1N4148	8
5k6 resistor	8
3k9 or 27k resistor (see Fig. 22)	8
Contact wire	40 cm approx.
EO4 board	
4036	4
4093	2
4539	2
1N4148	12
20-pin connector	1
10-pin connector	1
1 μ F tant	1
10n ceramic	3
100p ceramic	1
470k resistor	3
47k resistor	15
470 resistor	1

Printed circuit boards are available from Hiykon Ltd. (W), Woodside Croft, Ladybridge Lane, Bolton, BL1 5ED.

Single-magnet stop

The TMS is an example of a two-way powered actuator, found in many automatic mechanisms, which can often be used instead of a one-way powered device with spring return. In the present application this alternative offers a substantial economy in the stop-unit and the control circuits. Reference 1 suggests that a pipe organ pallet-magnet, Fig. 1, can be adapted as a motorised stop by adding a finger-tab and a light pair of contacts. A prototype assembly is shown in Fig. 2. The drive circuit in Fig. 3 causes the tab to stay up or down as operated by the finger, and the memory line M goes high or low and can be captured by writing into the memory. A subsequent read-out, initiated by a combination piston, drives M high or low and sets or resets the tab irrespective of the contacts. The signal at T switches a 4016, as used for stop-selection in reference 1, and with some re-arrangement other loads may be switched as shown in Fig. 4.

In contrast with the direct switching of Fig. 3, a TMS requires two separate signals which must be momentary, i.e., active only when a piston is operated, a condition introduced by the signal Pd in Fig. 5. The signal at T switches a 4016 and Fig. 6 shows an alternative relay load. The coils are typically 30 Ω and may require 1/2A at 15V. A suitable two-stage driver is shown in Fig. 7.

Capture memory

Table 1, Fig. 8 and Fig. 9 relate to the EO4 p.c.b., which uses the circuits given in reference 1. Eight combinations of 16 M lines (stops) are provided, but these can be reduced to 4 x 16 by omitting packages 12 and 22, or to 8 x 8 by omitting 21 and 22. The M lines connect to terminal pins and to a 20-pin socket, which is used when the T outputs are taken from the M connections. By incorporating a small battery in the power supply, combinations are retained when the mains power is off. If this facility is not required, the B pos. terminal is connected to L pos. Normally, one EO4 board is used per department, more if there are more than 61 stops, in which case the piston connections are commoned and the Pd signal is taken from only one EO4. Fig. 10 shows each set of eight combinations allocated to four pistons, CP, per department, i.e. 12 in all, wired separately to the 10-pin connectors, and four general pistons, GP, wired to the GP pins of all EO4 boards in parallel. However, any GP input may be used for a CP instead, and GP4 is available at the socket for the alternative of 5 CP or 3 GP. Second-touch contacts on the great CP may be paralleled with the pedal CP, and so on.

Reversible pistons

Each EO4 also carries two independently accessible toggle circuits for RP, Fig. 11, which provide the push-on push-off function from normal single

Fig. 8. Memory and logic board, type EO4, has a capacity of 16 stops, 8 combinations, and provision for two reversible pistons.




Fig. 9. Component layout and connections for EO4 board.

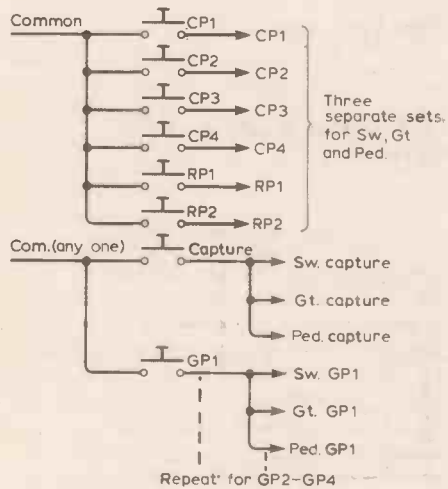
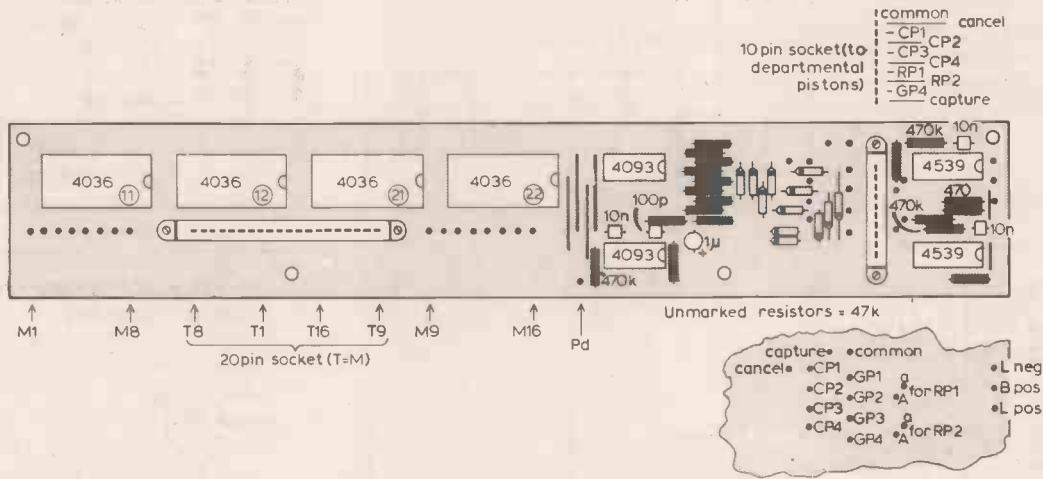


Fig. 10. Example of piston connections for three departments.

Fig. 11. Toggle circuit. Feedback from A to a is via the stop unit.

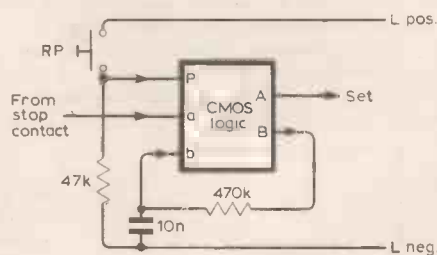
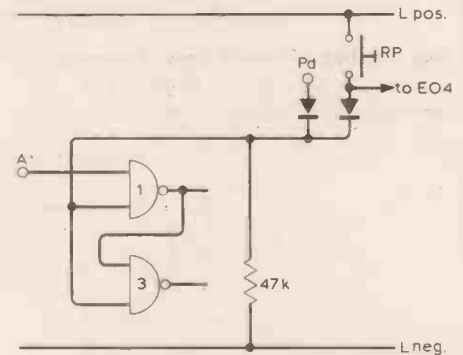


Fig. 12. Gating also from RP signal.



circuit contacts. These are slow-counter cells² which have a high immunity to contact bounce. The A signal sets the stop, and the stop-contact signal is fed back to a. For the Fig. 3 circuit this requires the modifications noted in Fig. 22. In Fig. 5 and 6, the connection points are shown as links. If the RP stop is to be captured, an M line connected to a is still required, and with a TMS, the RP signal must be Ored with Pd as shown in Fig. 12. If the RP stop is independent, the RP signal can replace Pd for the TMS concerned. An advantage of the Fig. 11 circuit is that an M signal at a sets or resets the toggle as well as the stop, and a subsequent RP operation produces the result expected.

The single-magnet tab can be parti-

cularly quiet in operation if the supply voltage is consistent, and it is worthwhile to use a stabilized C supply. In Fig. 13, the additional diodes postpone 723 dropout by providing a partly independent positive rail. Output voltage is set by R₁, and current limit by R₂, which is adjusted on maximum load so that the output voltage falls slightly. Both settings increase with increasing resistance. The L supply in Fig. 3 and 4 is a separate 12V, and Fig. 14 shows the biasing and battery connections. As noted, TMS usually require higher currents. For example, a piston controlling 48 TMS may momentarily demand 24A because it will energise either the set or reset coil of every stop. Therefore, an unregulated C supply is normally used.

for economy. The unloaded voltage, which may be controlled by a bleed of about 5%, is limited by the drive transistor ratings, 40V for the BC547 suggested in Fig. 7. Fig. 15 shows a nominal L voltage of 7.5V to reduce the smoothing needed for the C supply. The loaded voltage, including ripple, should not fall below the L supply. The C rails should be low resistance and twisted together to minimise a.f. radiation. If necessary, the di/dt, and hence the radiation, can be reduced by using 4k7 resistors in series with each Tr₁ base in Fig. 7, with 2.2μF from base to C negative.

Second-touch cancelling

The ST movement of a tab is usually obtained by mounting the on-buffer on

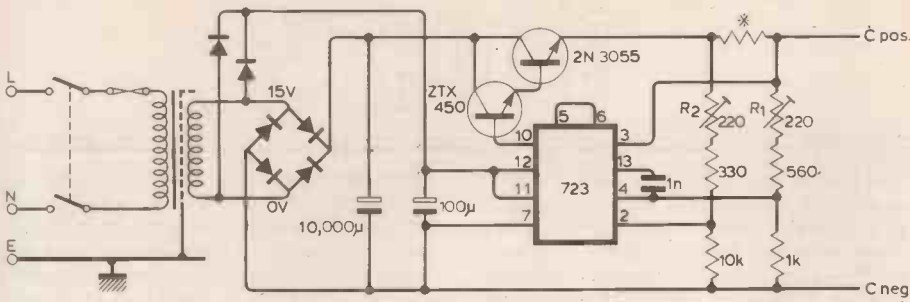


Fig. 13. Coil supply of 11 to 12V for single-magnet tabs. The bridge rectifier and 2N3055 require heatsinks, and the series resistor is selected to drop 1V at maximum current.

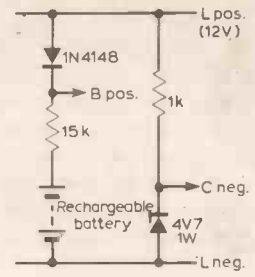


Fig. 14. Biasing for Fig. 13 C supply. The battery can have two or three 90 mAh cells.

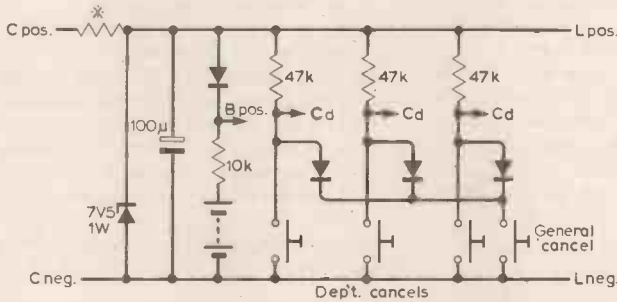


Fig. 15. Nominal L voltage for TMS using Fig. 5, 6 and 7. The series resistor is selected to pass 50mA from a maximum C voltage.

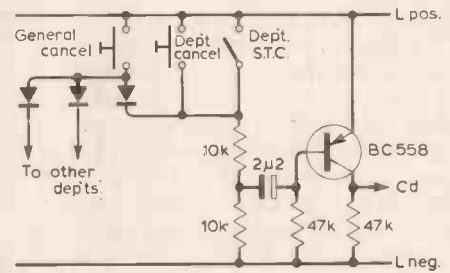


Fig. 16. Pulse timer for use with second-touch cancelling.

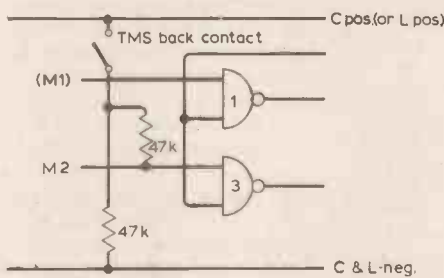


Fig. 17. Use of two M lines. The cross connection from gate 1 to gate 3 is omitted.

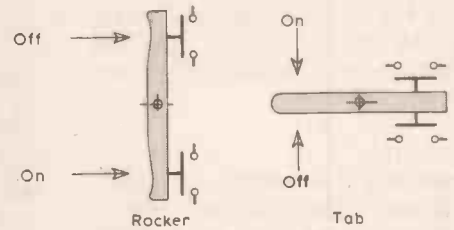


Fig. 18. Two types of spring-centred console switch.

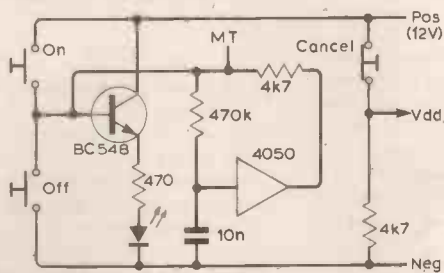


Fig. 19. Latching for spring-centred stop and l.e.d. indicator.

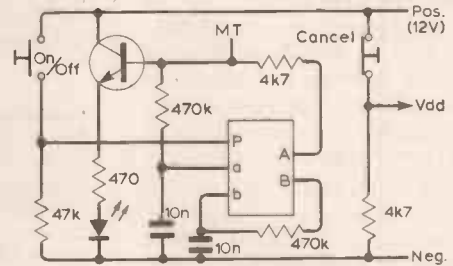


Fig. 20. Single-circuit stop with toggle.

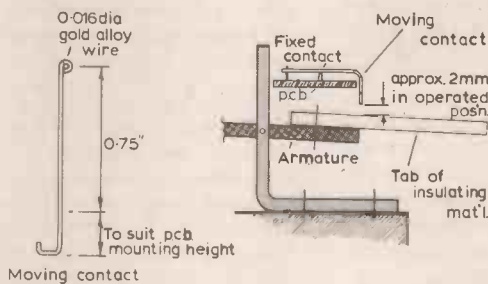


Fig. 21. Contact details for a single-magnet tab. A pin jig should be made for forming the moving contact.

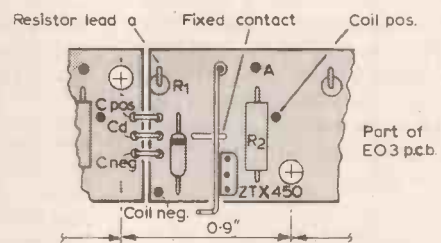


Fig. 22. Component layout and connections for EO3 p.c.b. For a normal tab, R₁ is 5k6, R₂ is 3k9, A = M(T), a is unused. For a tab with RP, R₁ is 27k, R₂ is 5k6, a = M(T) = toggle input, A = toggle output. Cut track Aa below.

a stiff spring which can be deflected by extra finger pressure to close auxiliary STC contacts. All STC contacts for one department are paralleled, and it is preferable that the cancel signal terminates before the finger is removed. Fig. 16 shows a method appropriate to a TMS driven as shown in Fig. 5, and a similar circuit may be used with Fig. 3. The function of a departmental cancel piston is mainly superseded by STC.

Neutral option

When playing requirements are analyzed, sometimes only two or three stops need the option of being within or isolated from the capture system. One simple method is to provide each stop with a conventional switch to disconnect the M line when required. Another solution is to provide duplicate stop-switches outside the combination system (except for cancelling). When TMS are used, a more elegant method is to provide each with an additional back contact in the off position, and a stable mid-position used for capture only where neither contact is made. An additional M line is then allocated to the back contact, see Fig. 17, so that two M lines are used for each TMS having a neutral option, which is exercised by selecting the mid-position before capturing. The action should be light and not interfere with normal motorised operation.

Indication

The main cost of a motorised combination system is the stop-unit, even if single-magnet tabs are used. Non-motorised stops with indicator lamps, although not universally accepted, can be cheaper and combinations are selected silently. The contacts must have momentary action, and Fig. 18 shows two types of spring-centred console switch which may be used in a latching circuit such as Fig. 19. However, the simplest console-switch with momentary action is a single-pole push button, and Fig. 20 shows a circuit using a toggle which makes each button a RP with indicator. In Fig. 19 and Fig. 20, the cancel button may be replaced by Fig. 16 to provide STC from additional contacts. Fig. 21 and 22 show the detail of Fig. 2, and table 1 lists the components for the EO3 and EO4 p.c.b.s. The fixed contact is set about 1.5 mm above the p.c.b. using a temporary spacer, and contact pressure is applied by bending the terminal pin carrying the moving contact. A 0.9in. spacing allows the screws for the p.c.b. pillars to pass between the magnet feet, which may be clamped by the pillars.

References

1. A. D. Ryder. "Electronic organ tone system", *Wireless World*, March 1979.
2. A. D. Ryder. "Slow counters", *Wireless World*, November 1979.

BOOKS

Hi-Fi Choice No 17 is a new edition of the cassette decks and tapes review by Angus McKenzie, this time including a short section on open-reel decks and tapes. The familiar format is retained, since it has been found to present the maximum amount of information most economically and in a form which is easy to assimilate. The reviews are prefaced by two introductory chapters for both non-technical and technical readers, and each instrument is described in a qualitative manner as well as in a more factual, quantitative way. A later section on the types of tape available is extremely well and thoroughly done — a collection of information which is possibly worth the price of the book in itself. The book is published in paperback at £2.00 by SportsScene Publishers Ltd, 14 Rathbone Place, London W1.

Introductory Circuit Theory, by J. K. Fidler, is intended for first-year students in electrical degree or diploma courses who are also engaged in circuit design and mathematical studies. The mathematical level is such that differential equations, complex numbers and matrices are needed, though they are dealt with in the text. The range of the book is from an understanding of basic electrical quantities and concepts in Chapter 1 to Fourier analysis of complex waveforms in Chapter 8, with frequency and time-domain analysis and non-linear circuits covered on the way. The book is a good example of the better style of teaching, in that the writing is clear and purged of any intent to demonstrate the author's cleverness at the expense of lucidity. Examples and problems are provided in each chapter, with answers. Mr Fidler is a Senior Lecturer at the University of Essex. The book is in paperback, contains 214 pages and is published at £5.95 by McGraw-Hill Book Company (UK) Ltd, Shoppenhangers Road, Maidenhead, Berks.

Choosing and Using Your Hi-Fi, by Maurice L. Jay, is one of the vast series of Babani books for the enthusiast who may not want to approach the more advanced texts. There are many books on this subject which are claimed to be for the non-technical, but which often lose sight of their function and use terms with which the layman cannot be expected to be familiar. The author of this book does not succumb to that temptation, keeping the treatment to a practical and easily-understood level throughout, while not compromising on accuracy. For example, the subject of amplifier output specification is well explained, the "watts r.m.s." fallacy being discussed at length — no mean achievement in this type of basic book. For the complete newcomer to audio who may easily be baffled by some of the more spectacular advertising copy, this little book can be recommended. It is published at £1.65 by Bernard Babani (Publishing) Ltd, The Grampians, Shepherds Bush Road, London W6 7NF.

'Consumer electronics' is an expression of the 1970s. Ten years ago, the amount of electronics in the average home amounted to a radiogram and a television set (probably

monochrome). Since then, of course, all manner of entertaining and useful devices have emerged, largely as a result of the extreme speed of i.c. development, and this book, **From Television to Home Computer**, is one attempt to survey the whole field. Most of the latest developments are reviewed, with comments, by several prominent writers, the whole being co-ordinated by Angus Robertson, who dealt with some of the video-based chapters.

The book is not for engineers, the language being non-technical, but does afford an overall understanding of the equipment now appearing in the shops for the interested layman. A rather surprising omission is a section on the radio control of models — a rapidly increasing interest — but the rest are well described in readable language. The Publishers are Blandford Press Ltd, Link House, West Street, Poole Dorset BH15 1LL, and the 323 page book costs £8.95 in hard back.

Discover Data Communications was written by Brian Warrington, managing director of a data communications company, because he found from experience in searching for staff that there was inadequate literature on this subject at the technician level. The 128-page, well-illustrated book begins by discussing basic communication techniques and modes, covering general development and defining terms on the way. Hardware of terminals, media devices and interface circuits is described, together with standards, PTT regulations and communications protocols which the terminals may use. Also included are the four character code sets most widely used today, one appendix comparing six character codes for translation and another consisting of a comprehensive glossary of terms. Northwood Books, 93-99 Goswell Road, London EC1V 7QA. Price £4.50 from bookshops or £5.00 inclusive from the publishers.

Computer programming in BASIC by I. Williamson, R. Dale and T. Eiloart is a self-instruction course supplied in four volumes. Part one, predictably called "Basic Basics", comprises 17 lessons which initially describe a computer and explain popular jargon. Subsequent lessons cover simple maths and give programme examples in Q and A form. Part 2, **Introducing Basic**, takes the student through high- and low-level languages, flow charts, trigonometry, and a more detailed explanation of Basic statements. Applying Basic is discussed in Part 3, with lessons covering compilers, interpreters, loops, and more about statements, followed by debugging, arrays, computer games and more problems. The last volume deals with advanced Basic and covers subroutines, string variables, recursion, integration, matrices, files, with supplementary lessons covering series expansion, and numerical integration. Again, the book is well provided with problems and answers. The complete course does not require the use of a computer and each volume has cartoons to break up the text. The course is priced at £7.50 and is available from Cambridge Learning Enterprises, Rivermill Lodge, St Ives, Cambs.

Colour tv receiver design

2 — The r.f., i.f. and colour decoder sections

by R. Wilkinson, B.Sc. (Hons), M.I.E.E. Decca Radio & Television Ltd

The tuner

Fig. 4 is the circuit diagram of the Mullard U321 u.h.f. tuner for the British market, covering the range 470 to 860 MHz (channels E21 to E68). Three factors combine in this tuner to give improved signal to noise ratio and signal handling characteristic: they are a p-i-n diode attenuator, an r.f. amplifier which always operates at high currents, and a Schottky diode mixer.

The p-i-n diode attenuator (BA 379's) is controlled by a.g.c. current from the i.f. sub-panel. Maximum tuner gain is obtainable when the a.g.c. circuit is sinking the maximum current of 9mA from pin 3 of the tuner.

The r.f. amplifier Tr₇₀₁, a BF480 high current low noise transistor, is d.c. coupled to the p-i-n diode attenuator to optimise the a.g.c. characteristic. The

tuning of the double-tuned bandpass circuit in the collector is varied by applying a variable d.c. to the varicap diodes.

The BA280 Schottky diode mixer is driven by the local oscillator Tr₇₀₂ (a BF480) whose tuning is varied by a varicap diode.

The final r.f. amplifier Tr₇₀₃ (a BF324) compensates for the conversion losses of the diode mixer.

When both the v.h.f. and u.h.f. tuners are used (for export markets), band-switching is easily effected by switching the 12V supply line to whichever tuner is required.

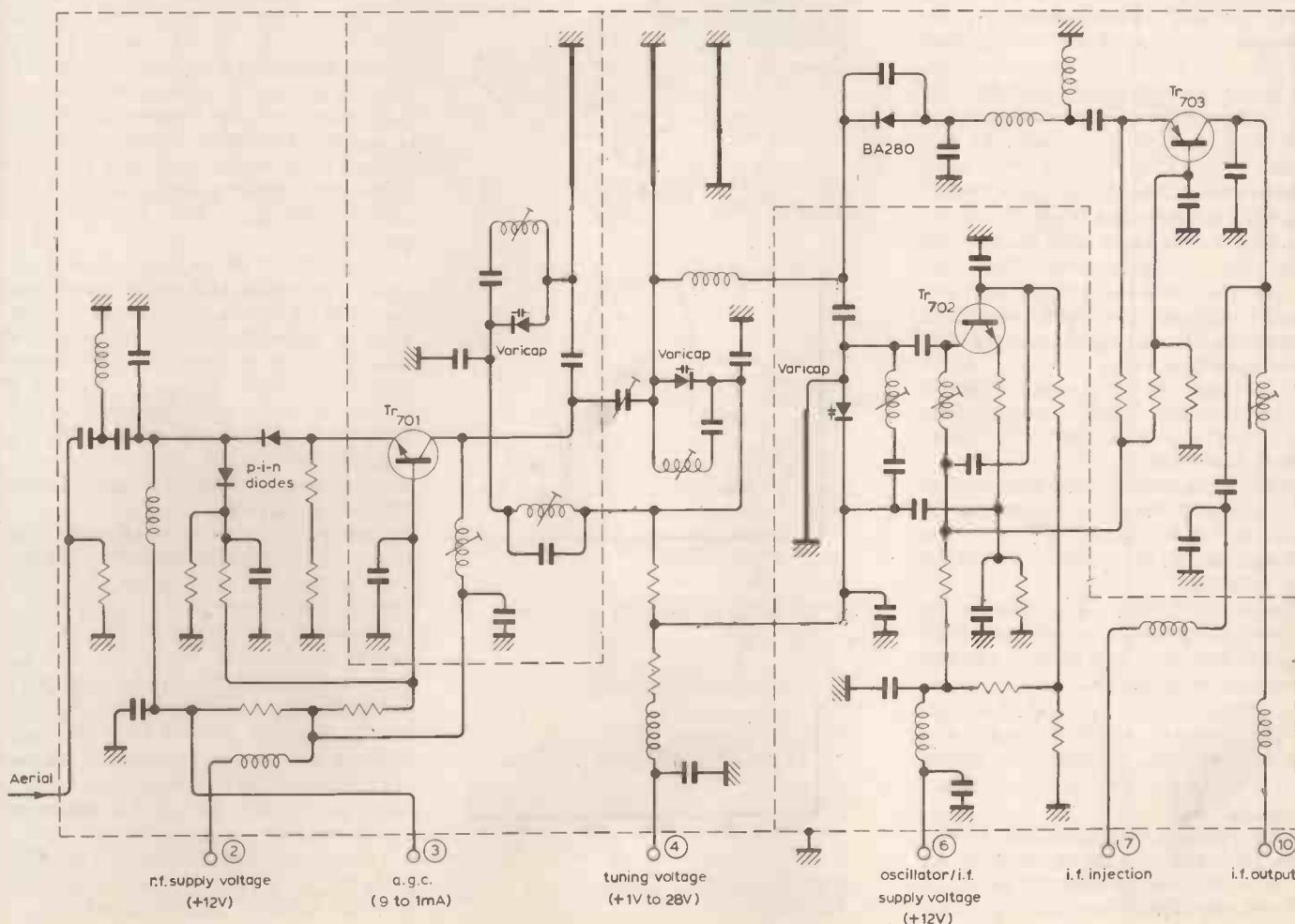
Vision i.f.

The vision i.f. section (Fig. 5) is centred on the TDA2540 i.c., which provides i.f. amplification and demodulation, a.g.c.,

a.f.c. and noise inversion. The use of a single i.c. to provide all these functions results in a great reduction in components and the circuitry within the i.c. for each function is much more advanced, and hence the performance much improved, relative to discrete circuits.

Most of the band-pass shaping and the traps are provided by a surface acoustic wave (s.a.w.) filter. The mode of operation and construction of these components have been described in detail elsewhere but, briefly, the i.f. signal is converted by transducers to an acoustic wave which travels over the surface of the substrate (Fig. 6) to be

Fig. 4. Circuit diagram of the u.h.f. tuner



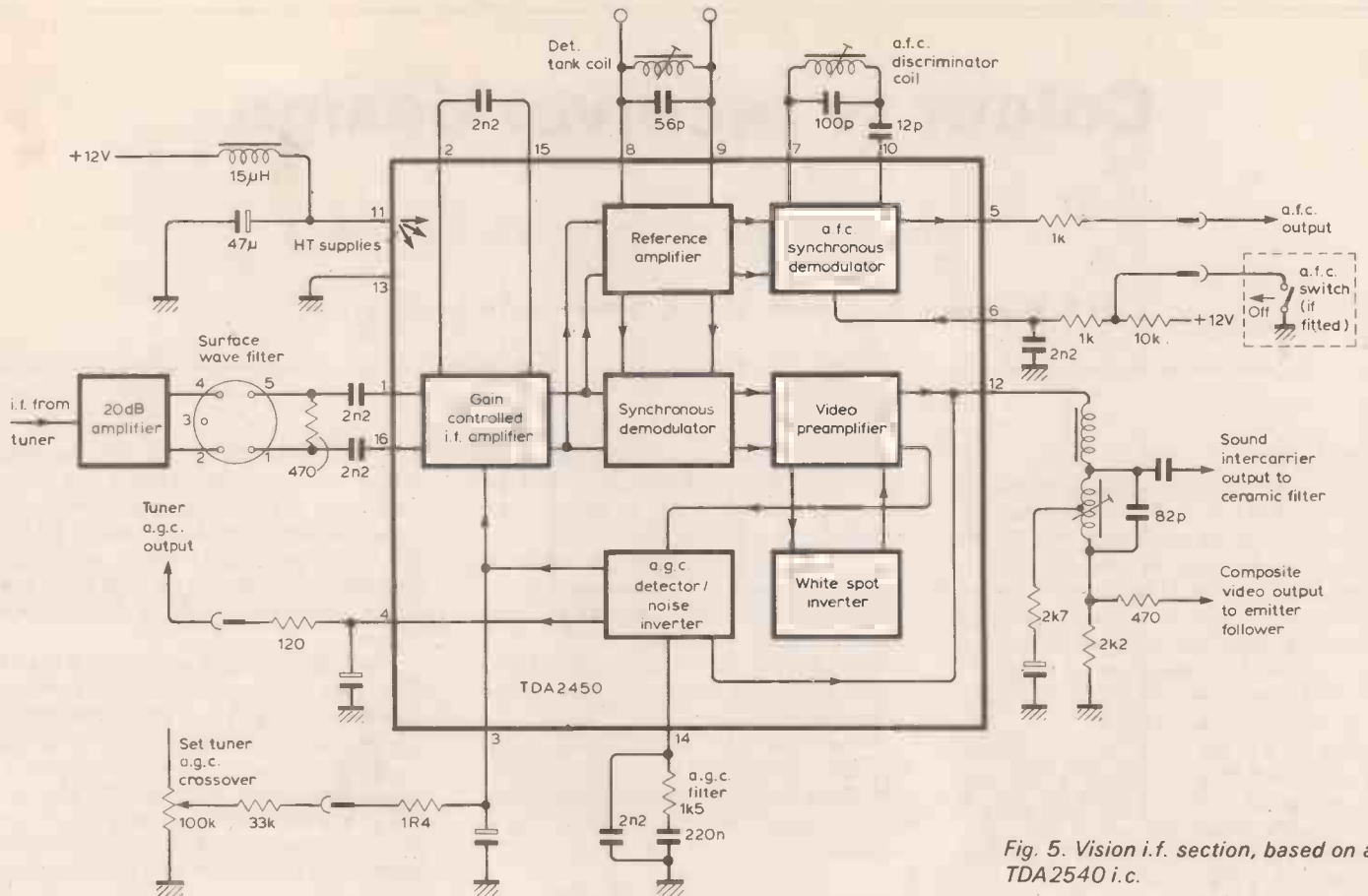


Fig. 5. Vision i.f. section, based on a TDA2450 i.c.

reconverted to an electrical signal by the receiving transducers. The shaping of the "fingers" of the transducers determines the shape of the i.f. response (Fig. 7).

It is only comparatively recently that s.a.w. filters have become suitable for incorporation in a tv receiver. The response is very stable over a wide temperature range and the cost is comparable with the coils and traps the device replaces. It does away with the need to align these coils in production and avoids the possibility of drift or accidental maladjustment in operation or servicing. It also takes up much less space than these coils.

A further advantage is its much improved group delay characteristic (Fig. 8) which is desirable for good reception of teletext.

The only significant disadvantage of the s.a.w. filter is its insertion loss of about 20dB at mid-band. For this reason it is preceded by an amplifier with fixed gain of 20dB.

The output of the s.a.w. filter is fed differentially to the TDA2450, where the signal is amplified and limited and the carrier filtered by the 'tank' circuit across pins 8 and 9. This signal is then used to provide a reference for the synchronous video demodulator whose other input is fed with the non-limited, i.f. signal.

A proportion of the vision carrier from the tank circuit is coupled by capacitors formed by adjacent tracks on the printed circuit panel to the a.f.c.

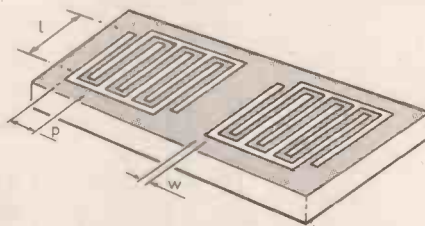


Fig. 6. Simplified diagram of a s.a.w. (surface acoustic wave) filter.

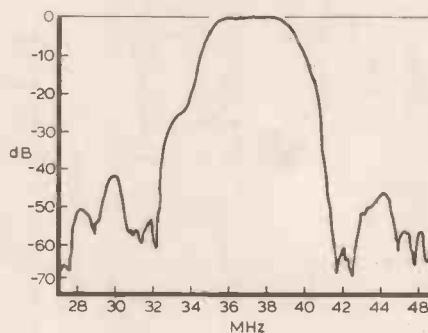


Fig. 7. Frequency response of i.f. given by s.a.w. filter.

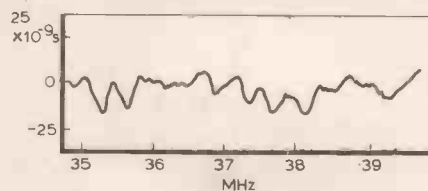


Fig. 8. Group delay characteristic of s.a.w. filter.

tuned circuit. This drives one input of the a.f.c. synchronous demodulator. The other input to the demodulator is driven with the carrier signal taken directly from pins 8 and 9 within the i.c. The phase shift between these two inputs varies with the frequencies of the i.f. signal. The output of a synchronous demodulator varies with the relative phase of the inputs and this results in an output voltage which varies with frequency.

For optimum performance, low harmonic distortion and intermodulation the Q of the reference tuned circuit must be high but this means that the tuning point is critical. Automatic frequency control is therefore included in the system to minimise the effected drift and slight mistuning. When aligned correctly, a.f.c. is an advantage in operation, providing a predictably correct tuning point.

Some receivers have an arrangement which switches off the a.f.c. to enable the customer to tune to the approximately correct position then switches on again to lock the receiver exactly on tune. It is possible for the customer to be confused by this procedure (in fact, many customers call in a service engineer just to tune the set) and one has heard of instances where the customer has switched on the a.f.c. while tuning and switched it off near the approximate tuning position.

The system used in all Decca models adds the a.f.c. voltage to the tuning voltage so that there is sufficient

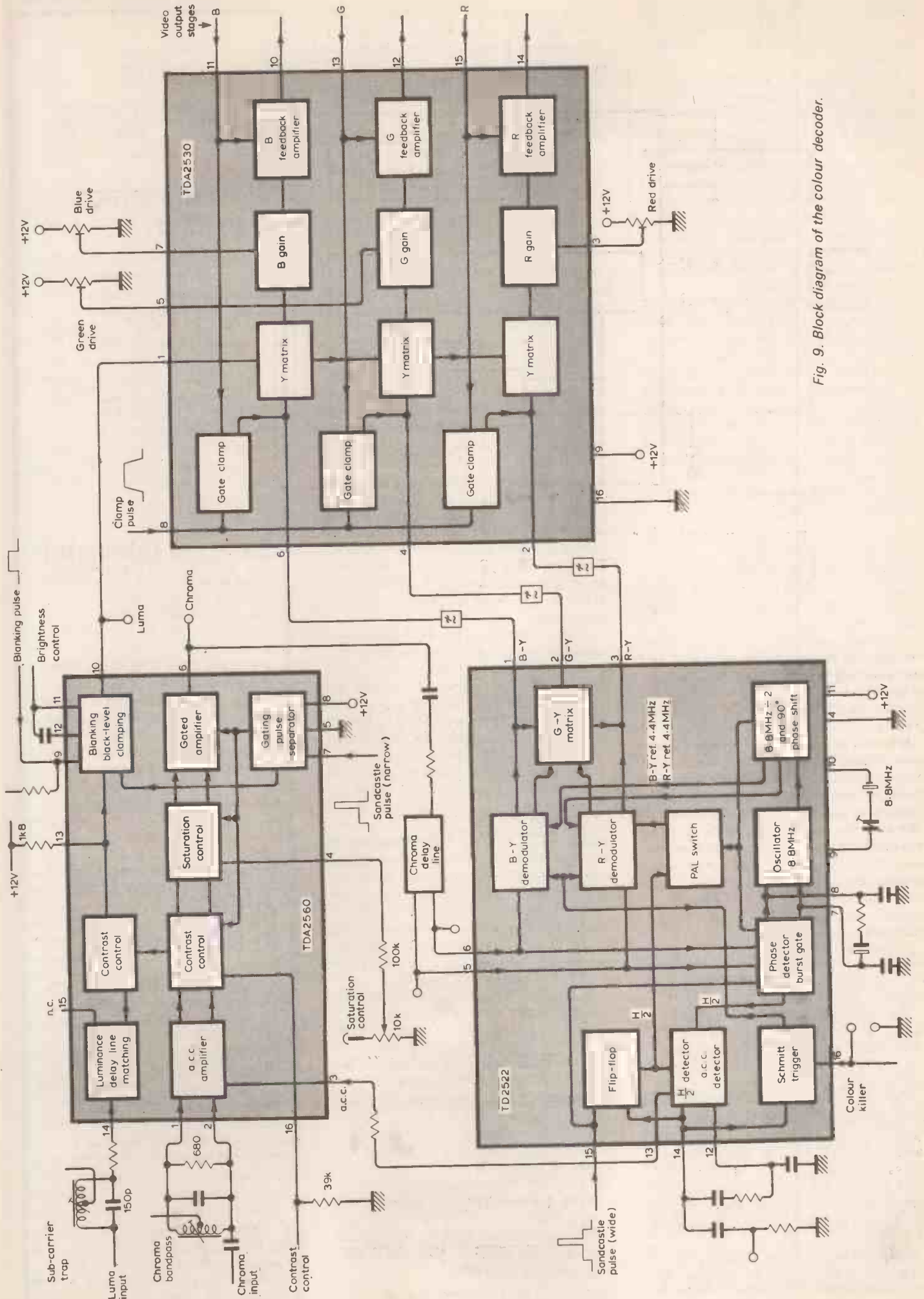


Fig. 9. Block diagram of the colour decoder.

automatic control to lock the receiver when on tune whilst still allowing tuning from station to station when required.

The a.g.c. signal, which is detected from the output of the video-preamplifier, is applied within the i.c. to the three-stage i.f. amplifier where control is applied progressively to each stage, starting with the third stage.

To accommodate high aerial input signals without overloading the tuner, a.g.c. is applied to the p-i-n diode attenuator (see above). When the limit of control of this attenuator is reached, the i.f. a.g.c. can again resume control for a further increase of signal.

The TDA2540 also contains sophisticated circuits for noise inversion. These are required for two reasons: to prevent false a.g.c. action due to noise pulses, and to limit the video signal amplitude in the presence of noise. Negative noise pulses (i.e. those going below video black-level) are inverted and clamped to black-level. Positive noise pulses, which could produce high peak beam currents in the picture tube and defocused white spots on the screen, are inverted to a mid-grey level.

Sound i.f. and output

The output from the TDA2540 is fed to a ceramic filter tuned to the sound carrier (6MHz in the UK). The sound signal processing is thence carried out by a TDA1190Z which has an i.f. amplifier/limiter followed by an f.m. detector and audio power amplifier with d.c. volume control.

The main advantages of having all this circuitry in one package is, clearly, reduction in components, which means lower cost; smaller printed panel area (important in a portable); shorter factory test time and increased reliability. The main disadvantage is that features suitable for larger sets, such as tone controls, higher output power, audio input, are more difficult (albeit not impossible) to accommodate.

Colour decoder

A three-chip decoder is used in the 70 series chassis (Fig. 9). At the time of development of the chassis the single-chip decoder was still in its infancy and came under the heading of "advances in technology" (see previous article).

The TDA 2522 contains the main PAL signal processing and demodulation; the TDA 2560 processes the luminance part of the video signal and includes circuits for the customer control (brightness, colour and contrast); the TDA 2530 contains black level clamps and the luminance-chrominance matrices; it also contains some circuitry which forms part of the video output amplifiers. Because the black level clamps are at a low level, fairly early in the system, the subsequent circuitry up to the tube cathodes must be d.c. coupled.

The chrominance input, filtered out from the full video signal, is applied differentially (pins 1 and 2) to the automatic chrominance control amplifier in the TDA 2560 whence it is operated on by the contrast and saturation controls in turn. These are both d.c. controlled amplifying/attenuating stages. The former operation ensures that the picture colour saturation remains constant as the contrast control is adjusted.

To reduce any differential phase effects between the colour burst and the chrominance signal, both burst and chrominance are sent through the chrominance delay line before the burst is processed and used to regenerate the colour subcarrier. As is normal in colour decoders, the burst amplitude is maintained at a constant level by a control loop to minimise saturation changes due to detuning or interference. In this decoder the a.c.c. loop includes the PAL delay line in order to compensate automatically for tolerance variations in the insertion loss of the line. Since the a.c.c. loop operates on the burst, the saturation and contrast controls must not affect the burst amplitudes. Thus during the burst period the contrast and saturation control amplifiers are gated out to maximum gain and the burst amplitude is fixed at the level determined by the a.c.c. loop.

A novel feature in the TDA 2522 is the use of an oscillator running at twice the colour subcarrier frequency. This frequency is divided by two within the i.c. to produce two 4.43MHz subcarriers with a phase difference of 90° suitable for demodulating the two colour difference signals directly. Thus, an accurate stable phase shift is produced automatically without the need for adjustment or for external components.

A special feature in the 70 series 14-inch portable receiver is the disabling of the colour killer at low aerial signal levels. As the signal becomes degraded or becomes a monochrome signal the half-line frequency ident circuit determines the point where colour killing action begins. This may be accompanied by flashing on and off of the colour if the signal is a poor one.

In a portable receiver it may be desirable to display a colour picture even if the reception is poor at some remote location. Thus when the a.g.c. drives the tuner to maximum gain, it also switches on a transistor which "un-kills" the colour killer. This does have the slight disadvantage that if a poor monochrome signal is transmitted then the colour killer will still be disabled and coloured noise will appear on the picture. If felt objectionable this can, of course, be removed by reducing the colour control.

Normal colour killing action on monochrome signals is retained at normal aerial signal levels.

To be continued

IN OUR NEXT ISSUE

Floating-bridge amplifier

The floating bridge is claimed to possess all the advantages of a bridge amplifier — high power, large voltage swing with low-voltage devices, low power dissipation and low voltage power supply — with none of the drawbacks of complexity, limited bandwidth and relatively high distortion. These articles describe the design and construction of a simple, 15W amplifier, which can be powered by a 12V car battery. A 200W version is also described.

Satellite television

Since S. J. Birkill's experiments with the 860MHz ATS-6 television satellite were described in 1976, he has worked successfully in the 4GHz and 11/12GHz regions, receiving good results from Intelsat — 1VA, Molniya, Sirio, OTS and the Russian Rainbow and Horizon satellites of the Intersputnik system. He describes the equipment used and gives a selection of off-screen photographs of pictures received.

Versatile active filters

The majority of multi-channel tone controls use either active filters, which can cause trouble with the noise generated in the filters being fed to the output amplifier, or series LCR types, which suffer from the use of large inductors. The performance of the LCR type of filter tends to exceed that of the RC variety and the author has used it, but has synthesized the inductance by means of an operational amplifier and a CR network.

On sale
23 July

Binary clock

A practical example of binary counting for displaying time

by J. M. Osborne

This design does not seriously challenge other published clock circuits, but is intended as an educational application of logic i.cs. The low-cost binary display may, however, have other applications where a translation to the decimal format is not necessary.

Because this clock design was originally intended as a school project, I decided to use an unconventional but low-cost binary readout. Only two displays are needed, one for minutes and one for hours as shown in Fig. 1. In practice this type of display can be read quickly because pattern recognition replaces mental arithmetic. The natural sequence seemed to be clockwise from the top so, when viewing, the most significant illuminated segment is located and the display is read anti-clockwise by adding the values of the less significant segments.

The 50Hz mains frequency was chosen as a simple timing source and this is divided by 3000, 60 and 12 to produce the minute and hour pulses as shown in Fig. 2. The power supply is Zener stabilized because the current varies with the number of segments illuminated. At noon and midnight only a decimal point is on, which requires about 5mA. At 07.59 and 11.59 the display draws about 45 mA. A separate half-wave rectifier provides a 50Hz pulse train, and to prevent mains noise from causing false counts, a Schmitt trigger is used as shown in Fig. 3.

Negative going edges from the pulse-train clock a 12-stage binary counter whose outputs are decoded by an eight-input NAND to recognise the 3000 count, binary 101110111000. The NAND output switches a flip-flop which then resets the divider and provides a minute pulse. The next positive going edge from the Schmitt resets the flip-flop. The minute pulses clock another counter which divides by 60, binary 111100, and a 4-input AND decodes the last count. The outputs drive six segments of a display as previously explained. Because the forward drop across a l.e.d. segment is typically 1.7V, the necessary input voltage for the AND gate is not reached. This problem is solved by including a 6.8V Zener in the

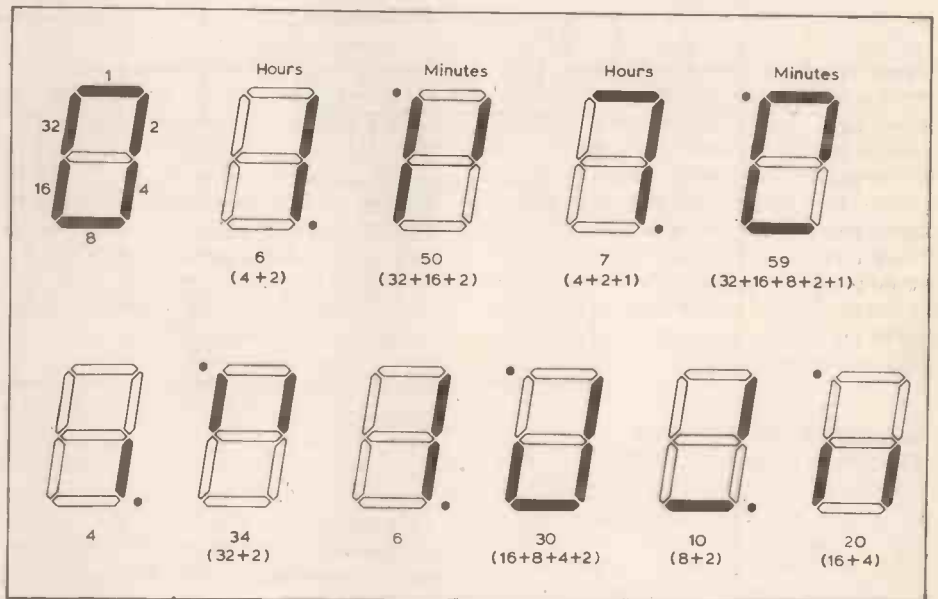
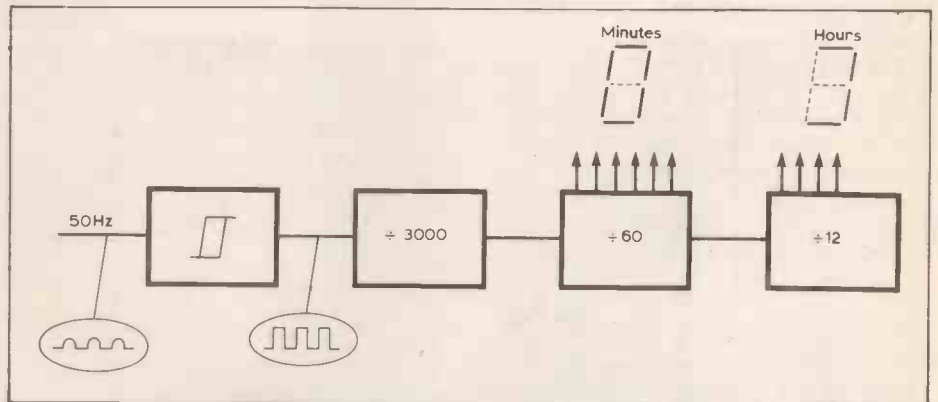


Fig. 1. Binary display based on two seven-segment characters.

Fig. 2. Block diagram of the clock.



cathode lead of the display. On logic 1, the segment voltage rises to 6.8 + 1.7V, and on logic 0 the segment becomes reverse biased by -6.8V, which is well within the typical reverse breakdown voltage. To ensure that the 8.5V represents a logic 1, the supply to the AND gate is lowered from 12 to 9.25V by a potential divider. A logic 1 of 9.25V from this gate is adequate to set the flip-flop and hence reset the counter. The rising edge of the Schmitt output is again used to reset this flip-flop. Therefore, a short pulse every hour drives the divide-by-twelve counter, which has four outputs wired to a display and two outputs to the AND gate for decoding binary 1100. Normally, a flip-flop would

be used at this stage to give a reset pulse, but this was omitted to save one i.c. In practice the counter resets reliably and, as this is the last stage, no further pulse is required.

The clock is set by two push-button change over switches, wired via an inverter/buffer, which clock the displays at about 1Hz. Ideally, extra gates should be used to prevent contact bounce, but these circuits were omitted to retain simplicity.

Two remaining inverters are used to flash the two decimal points alternately. This indicates that the clock is operating, particularly during the first minute after twelve when the display is blank. The decimal points also provide a

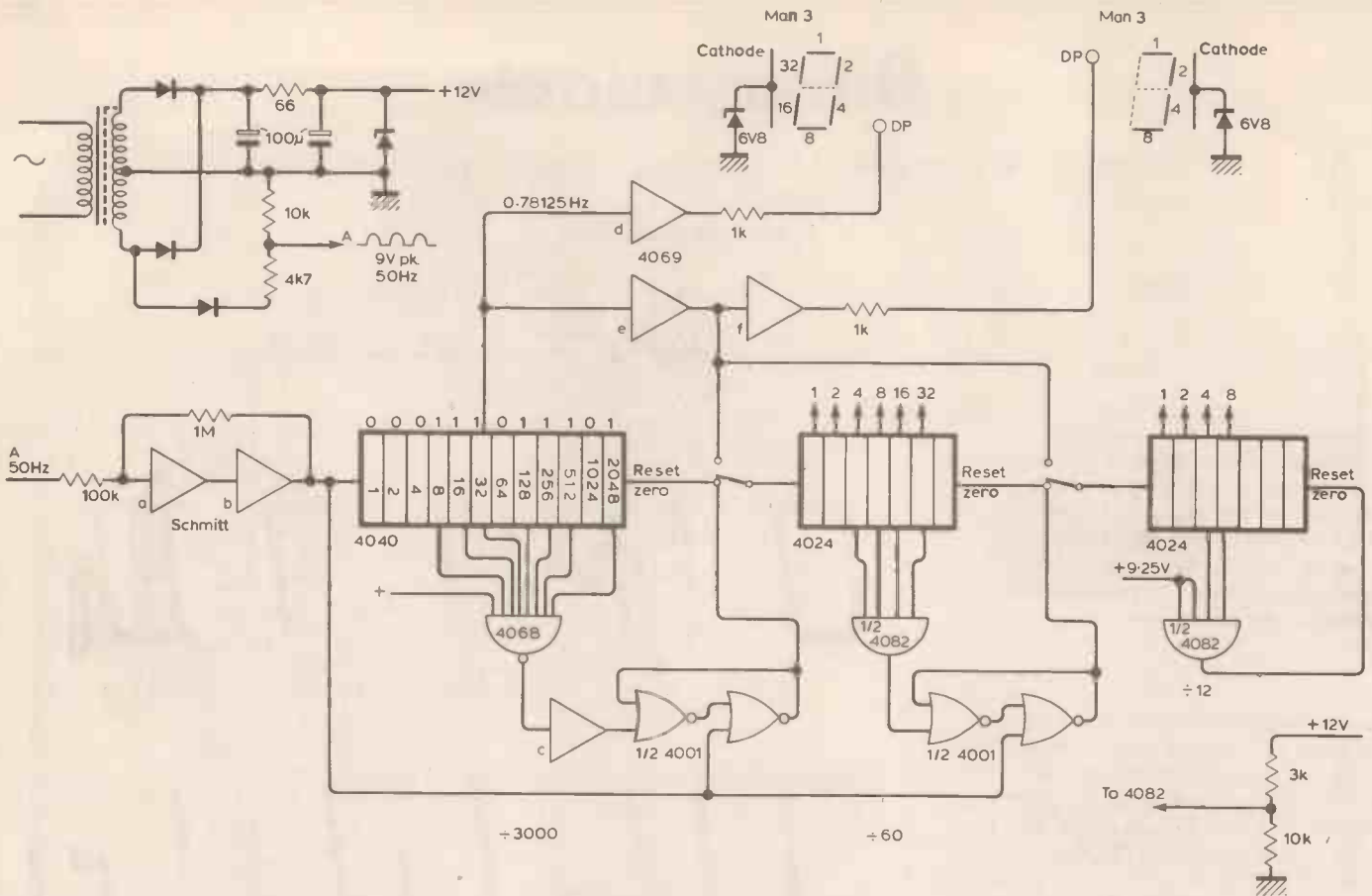


Fig. 3. Complete circuit comprising seven i.cs.

reference so that at night the eye can identify which bars of the display are illuminated.

Although the binary clock is an educational toy which demonstrates binary counting, it can be built for nearly half the cost of a traditional decimal clock using four displays and decoding i.cs. □



A high definition heat study of the British Isles taken by satellite, NOAA-6, equipped with infra-red sensors, from an altitude of 833km. The darker land mass denotes the relatively warmer ground temperatures compared with the sea —

temperature differences as small as 1 °C can be detected by the satellite. The data broadcasts which built up the study were recorded at Dundee University's satellite station using SE Labs' SE7000 instrumentation tape recorders.

Questionnaire draw winners

Winners in the draw associated with the 1980 Wireless World reader survey questionnaire are as follows:

The first prize, a pocket digital multimeter, goes to the reader who returned questionnaire form No. 9497; the second prize, a cordless soldering iron, to the sender of form No. 17760. Six further prizes, copies of the 18th edition of "Guide to Broadcasting Stations", have been sent to the readers who returned form numbers 01260, 04007, 06761, 12260, 15015 and 20519.

Digital capacitance meter

In the printed-circuit layout for this project, published in the May issue (p.64), a slight thickening of the tracks has caused pins 13 and 14 of IC₈ to be joined together. The two should be separate.

In the component list, C₂ should be C₄, and in Fig. 3, pin 15 on IC_{7(a)} should be pin 5. IC₆ pin 3 is the one to which R₂₁ is connected. R₆ and R₇ are transposed on the layout of Board A (May issue).

fact: there's a Shure cartridge that's correct for your system —and your cheque-book:



V15 Type IV—The perfectionist's pickup—overcomes such ever-present problems as warp, static electricity, and dust. Ultra-flat response. Reduced distortion. Unprecedented trackability. ¾ to 1¼ grams tracking. Premium-priced.



M97HE—The top model from an entire new line of Shure pickup cartridges, each with the exclusive Dynamic Stabilizer and the unique SIDE-GUARD stylus protection system, and available in a range of stylus tips, tracking forces, and prices. The M97HE features the distortion-reducing Hyperelliptical stylus. ¾ to 1¼ grams tracking.



M95HE—New mid-priced cartridge with distortion-reducing Hyperelliptical stylus. Flat response. ¾ to 1½ grams tracking.



M75ED Type 2—Deluxe cartridge with a nude-mounted Biradial (Elliptical) stylus for outstanding high frequency trackability. ¾ to 1½ grams tracking. Overall performance previously unavailable at this price level.




fact: the pickup cartridge is the heart of hi-fi...



The hi-fi pickup cartridge functions as the *source of sound* (the point at which the recording is linked with the balance of the hi-fi system)—therefore, its role in high fidelity is absolutely critical. Just as the camera can be no better than its lens, not even the finest hi-fi system in the world can transcend the limitations of an inferior cartridge. The cartridge represents a relatively modest investment which can audibly upgrade the sound of your entire record playback system.

Consult with your nearby Shure dealer who will help you select the Shure pickup cartridge that is correct for your system and your cheque-book. We especially recommend that you audition the Shure V15 Type IV. Discriminating critics throughout the world praise this cartridge as the new standard for faithful sound re-creation. It overcomes such ever-present problems as dust, static electricity, "hot" signals, and record warp that cause "clicks" or "pops," and distorted record reproduction. May we send you our brochure?



Shure Electronics Limited, Eccleston Road, Maidstone ME15 6AU
Telephone: Maidstone (0622) 59881

**Cartridge Clinic—Harrogate Hi-Fi Festival
Exhibition Centre, Stand B-5
Bring along your Shure Cartridge/Stylus for Free
Inspection**




FAST ERECTING TELESCOPIC MASTS

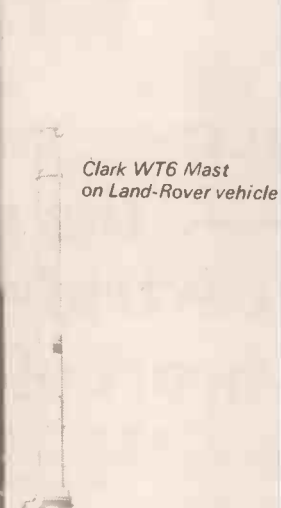
For World-wide
Telecommunications
in the 1980s

Clark Masts are specialists in the design and manufacture of telescopic and sectional mast systems. With over 25 years' experience in supplying masts to meet exacting military and civil specifications we have the expertise you can depend on.

Extended heights 4m-30 metres capable of lifting headload 1-Kg-200-Kgs, sectional or telescopic air operated for field or vehicle mounting. Write or phone us for details today.



Clark PT9 mast
in Citroen vehicle



Clark WT6 Mast
on Land-Rover vehicle



CLARK MASTS LTD., BINSTEAD, ISLE OF WIGHT
PO33 3PA, ENGLAND


Telephone Ryde (0983) 63691 Telex 86686 (525)

CLARK

WW — 053 FOR FURTHER DETAILS

SOFTY Software Development System
and Eprom Programmer

EX-STOCK



**MICROSYSTEM
DEVELOPMENT
USING SOFTY**

SOFTY is intended for the development of programs which will eventually become software residing in ROM and forming part of a microsystem. During the development stage of a microsystem, SOFTY will be connected in place of the firmware ROM via a ribbon cable, terminated in a 24 pin DIL plug.

Data may be entered into the SOFTY RAM via the serial port, parallel port, direct memory access, or the keypad, and manipulated using the assembler key-functions. When the program has been entered, the internal microprocessor can be 'turned off', and the external microsystem and its resident microprocessor allowed to access and run the program in SOFTY's RAM and/or programming socket. In this way modification can be made until the required program is complete — the contents of the RAM being clearly visible as a 'page' on TV or monitor. 4 pages are available. 2 of the Data RAM an 2 of the programming socket.

In the end, when the program is complete and working, the DIL plug is removed and replaced by an EPROM device programmed by SOFTY. SOFTY is able to program the 2704/2708/2716 family which have 3 voltage rails

To help in the process of program development SOFTY has various assembler key-functions, which include — block shift without overwriting, block store, cursor control, match byte and displacement calculations (for jumps, etc.). A high-speed cassette interface is also provided for storing working programs and useful subroutines.

SOFTY Kit-of-parts: (including zero insertion force socket for EPROM programmer). Price **£115** (inc. VAT p&p). **SOFTY built and tested** — **£138** (inc. VAT p&p). **Built SOFTY power supply** — **£23** (inc. VAT p&p). Write or telephone for full details.

NEW — SOFTY CONVERSION CARD — EX-STOCK

Enables SOFTY to program the single rail EPROMS 2508, 2758, 2516, (INTEL 2716), 2532.

Selection of device type and 1K block are by 4-way pcb slide switches. Programming socket is zero insertion force. Supplied ready built and tested with Dip jumper for connection to SOFTY. **£46** (inc. VAT p&p).

NEW — SOFTY PRINTER CARD — EX-STOCK

● 40 column electrosensitive printer ● 5x7 dot matrix ● software selection of characters per line (1 to 16 bytes) ● push-button printing of EPROM / RAM / Intercursor contents ● Connects to SOFTY card edge ● Well documented ● Supplied ready built and tested, including power supply, edge connector and paper roll for **£186.75** (inc. VAT p&p). Spare paper rolls (28-30 metres/roll) — 4 rolls for **£8** (inc. VAT p&p).

MODEL 14 EPROM ERASERS



MODEL UV141 EPROM ERASER

- Fast erase times (typically 20 minutes for 2708 EPROM)
- 14 EPROM capacity
- Built-in 5 to 50 minute timer to cater for all EPROMs
- Safety interlocked to prevent eye and skin damage
- Convenient slide-tray loading of devices
- MAINS and ERASE indicators
- Rugged construction
- Priced at only **£89.70** (inc. VAT, p&p)

MODEL UV140 EPROM ERASER

Similar to Model UV141 but without timer
Low price at only **£70.73** (inc. VAT, p&p).

WRITE OR TELEPHONE FOR FULL DETAILS OR SEND CHEQUES/OFFICIAL COMPANY ORDERS TO:

GP Industrial Electronics Limited

(Retail Sales), Skardon Place, North Hill, Plymouth
PL4 8HA. Telephone: Plymouth (0752) 28627
TRADE AND EXPORT ENQUIRIES WELCOME

WW — 033 FOR FURTHER DETAILS

Transient recorder

Digital instrument stores analogue waveforms

by G. J. Adams B.Sc., Ph. D.

With the current development in logic based test instruments the transient recorder has become a popular and, in many cases, essential piece of laboratory equipment. This design uses low-cost r.a.ms for storage and allows the stored data to be examined word by word. The recorder can also be interfaced to a microcomputer which uses memory mapping. Total cost of the prototype was about £150, which compares with commercial models costing around £800.

The function of a conventional transient recorder is quite straightforward. On receipt of a trigger pulse from either a manual trigger control or from a test rig, the recorder samples the amplitude of a signal at regular intervals, known as the sampling period ($1/\text{sampling frequency}$). After each sample the amplitude is converted to a digital word of usually 8 to 10 bits, and is stored in a memory. The number of samples which can be stored depends on the number of memory locations, and the duration of the "recording" is determined by the product of the sample period and the number of memory locations.

When the signal is captured, the contents of the memory can be read out sequentially at a suitable rate into a d-to-a converter. If the contents of the memory are read out repeatedly, the analogue signal can be displayed on an oscilloscope as a continuous waveform. Alternatively, if the memory is "played back" once at a slower rate, the analogue signal can be plotted on a chart recorder.

Some commercial transient recorders have additional facilities which allow triggering from the test signal by defining a trigger threshold. In some instruments it is also possible to store information before or after the trigger occurs, a facility known as pre-trigger and delayed trigger.

Although transient recorders are widely used for storing single-shot events, they can also be used for measuring and plotting part of a continuous waveform.

This design allows the capture of one-shot events for subsequent continuous display, and it also has the facility to examine the contents of the



memory word-by-word via a suitable display for on the spot measurements of the test signal.

Because the circuit has the ability to address any memory location and read or write data, the recorder can easily be interfaced to a microcomputer system which uses memory mapping. In this system the recorder memory is treated as part of the computer memory so the computer can analyze recorded data as required and write information into the recorder memory to display graphical results.

Fig.1 shows a block diagram of the transient recorder. The d.c. input range is +5 to -5V, and a switched-gain preamplifier increases low level a.c. signals to this range. The low-frequency -3dB point of the pre-amp is approximately 8Hz, and the high frequency limit, which is restricted by the maximum sampling frequency, is about 16kHz. After amplification, the signal is processed by a unity-gain low-pass filter, sampled and then converted to a binary representation by the a-to-d converter. After each sample and conversion, the digital word is stored in the next available memory location. The sequence of sample, conversion and storage is controlled by a variable-frequency clock, timing circuits and a memory-address counter. The clock

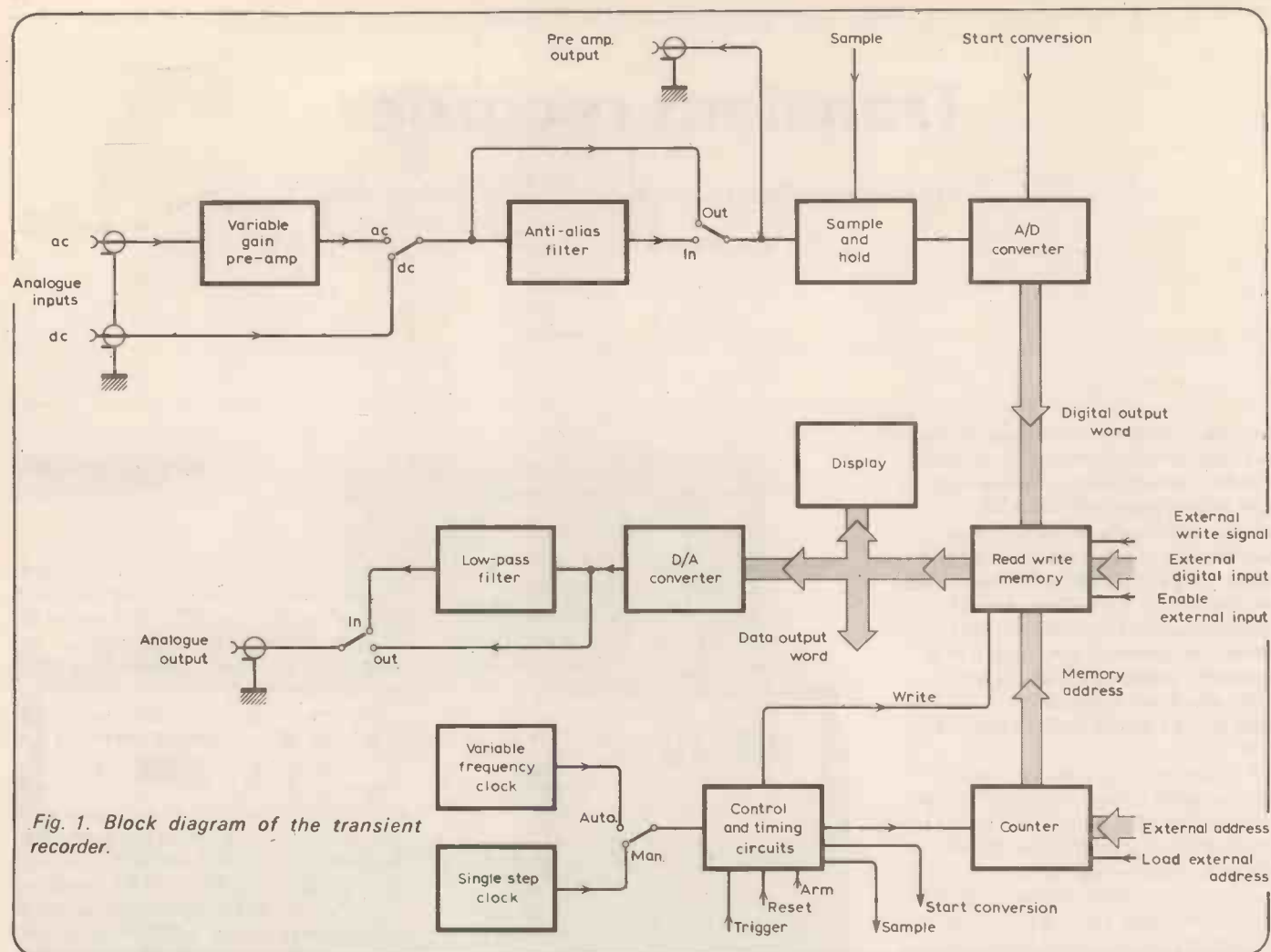
frequency is equivalent to the sampling frequency, and switched ranges are provided from 0.3Hz to 33 kHz. After a recording, the contents of the memory can be read out under control of the same clock/counter circuit or by a manual single step clock control. Memory data can be displayed by a l.e.d. readout or on an oscilloscope via a d-to-a converter. To remove the staircase appearance of the oscilloscope display, a low-pass filter can be switched in circuit.

Because any memory location can be addressed, the contents of a location can be changed by applying the required data to the external digital input and pulsing the external write-signal line.

The prototype recorder stores 256 8-bit words, but the memory can be increased without difficulty. An 8-bit word gives a resolution of 1 part in 256, i.e. a signal-to-noise ratio of approximately 48 dB. This figure can be improved if necessary by using a 10-bit a-to-d converter which will give a s-to-n ratio of about 60dB.

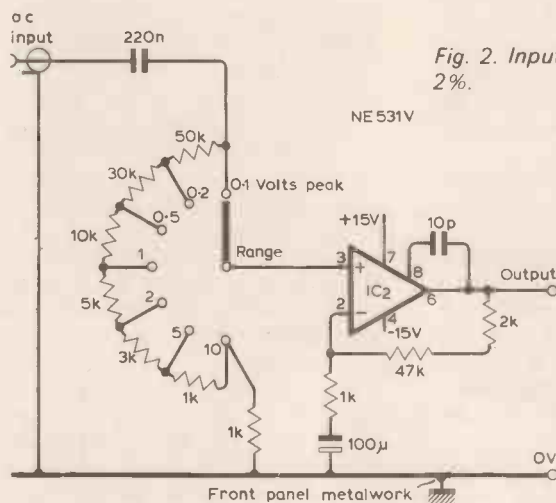
The a.c. input amplifier in Fig.2 is a simple fixed-gain stage with a passive attenuator, which provides a constant input impedance of about 100k Ω .

If the amplified signal contains frequencies higher than half of the



sampling frequency, after reconstruction of the signal, the waveform will contain components having frequencies below half the sampling frequency which were not present in the original signal. This effect is known as aliasing because the high-frequency components produce their aliases in the form of lower-frequency components in the reconstructed waveform. The hazard can be prevented by ensuring that the sampling rate is at least twice the highest-frequency component of the input signal which can be resolved by the a-to-d converter. Alternatively, an anti-alias filter as shown in Fig.3 can be used. The cutoff frequency and rate of this low-pass filter are chosen so that the attenuation is about the same as the dynamic range of the a-to-d converter, e.g. 48 dB for an 8-bit converter, at a frequency equal to half the sampling rate.

The prototype uses an 8-pole unity-gain Butterworth filter with a cutoff frequency of 6kHz and a cutoff rate of 48 dB/octave. The cutoff frequency can be changed as desired by scaling all of the resistance or capacitance values, or both by a suitable factor. For example, to double the cutoff frequency, the capacitance values can be halved. If the filter is used with a cutoff frequency above about 12kHz, 741S op-amps



should be used to prevent slew-rate limiting.

When the filter is used with an 8-bit a-to-d converter, a sampling rate of 24 kHz or greater will prevent aliasing errors. A filter with a faster cutoff rate will allow a lower sampling rate to be used, but for good visual definition of a signal of frequency f , a sampling rate of at least $4f$ is recommended. Therefore, for signals up to 6 kHz, a sampling rate of 24kHz or greater is recommended and an anti-alias filter with a cutoff rate of 48dB/octave is suitable for most

purposes. A switch is provided for bypassing the filter, but ideally a different filter should be used for each sampling rate. Alternatively, the eight filter capacitors can be switched.

The sample-and-hold circuit in Fig.4 is based on an i.c. with an acquisition time of $4\mu\text{s}$ for 0.1% accuracy. When a sample is required, the t.t.l.-level line is taken low for $6\mu\text{s}$ and then returned to the high state to hold the output voltage. Approximately $4\mu\text{s}$ later, conversion starts which takes a further $20\mu\text{s}$. The total cycle time is therefore about

30µs and this limits the maximum sampling frequency to 33kHz. Voltage drift in the hold state does not exceed a few microvolts during the conversion period when a 1nF hold capacitor is used. The d.c. offset control allows a signal with a non-zero mean level to be positioned within the +5 to -5V range of the sample-and-hold i.c. To facilitate this adjustment the sample-and-hold input is made available as a pre-amp output for display on an oscilloscope.

The sample-and-hold i.c. is followed by a unity-gain amplifier which shifts the output range by 5V to 0-10V as required by the a-to-d converter in Fig 5. This circuit is based on an 8-bit successive approximation type of converter and requires two adjustments for correct operation. With 20mV d.c. applied to the input, pulse the start line momentarily to the high state with a suitable switch. The state of the output word can be conveniently viewed by temporarily connecting i.e.ds from the outputs of IC₁₁ and IC₁₂ to ground. If the converter is operating, the output states will all be low except for the least significant bit which may be high. The offset potentiometer R₃ is adjusted while repeatedly pulsing the start line until the l.s.b. oscillates between high and low states in a random fashion. This procedure is repeated with 9.94 V d.c. at the input, using the gain potentiometer R₂ until the l.s.b. again flickers between the low and high states, and with the other seven outputs in the high state.

If the enable line is taken low, the output lines of IC₁₀ float and data presented to the input lines then appears on the output lines and can be stored in the memory if required. When the converter is transferring data to the memory, enable high or floating, the input lines should be high or floating.

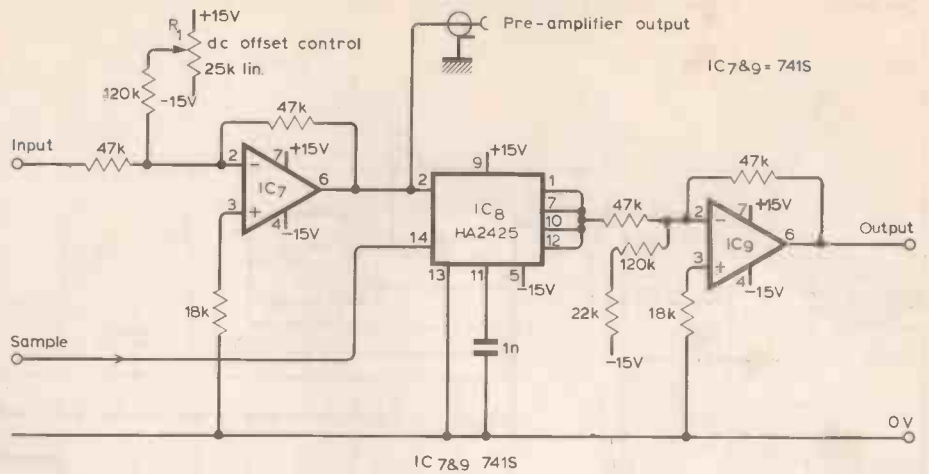


Fig. 4. Sample and hold circuit. The signal can be checked, prior to sampling, to ensure that it is within the +5 to -5V range of the a-to-d converter.

The busy output goes low when a conversion is in process, and can be monitored to check that the conversion time is approximately 20µs. If the conversion takes longer, the 47 pF capacitor should be reduced to 39 or 33pF.

The memory circuit shown in Fig. 6 uses two 256 × 4-bit r.a.ms. Both halves of the memory are addressed by an 8-bit input, and a data word is stored by pulsing the write line low. The write-cycle time depends on the memory in use, the prototype provides a 6µs pulse which is also used for the sample-and-hold circuit. Therefore, while the sample-and-hold circuit is in the sample mode, the digital word for the previous sample is stored in the memory. A 6µs pulse allows low-speed memories to be used, the P8101 device has a cycle time of 1.3µs. However, if the memory is to be accessed by a computer using memory-mapped input/output, IC₁₄ and IC₁₅ should have similar cycle times to those in the computer memory. The contents

of the addressed memory location are available on the output lines and are buffered by IC₁₆ and IC₁₇. The states of the output lines can be displayed by eight i.e.ds as shown, or in a two digit hexadecimal format.

To view a transient which has been stored, the recording must be converted to analogue form by an 8-bit d-to-a converter, see Fig. 7. This circuit is based on the ZN425E and has a settling time of typically 2µs, which can easily cope with the maximum playback rate of 33k words/s. Op-amp IC₂₁ buffers the output and amplifies the signal to produce a voltage range of 0 to +10V. The system gain from the input of the anti-alias filter to the analogue output is therefore unity.

No set-zero or gain adjustments are shown for IC₂₁ as these were not found necessary in the prototype. However, IC₂₀ may be subject to sample variations, so check that the analogue output is within a few millivolts of 0V when the input lines are all in the low state. When the input lines are all in the high state, the analogue output should be within a few millivolts of 9.96V d.c. Circuit modifications for set-zero and gain adjustments are given in the ZN425E data sheet. Fig.7 also shows a four pole unity-gain Butterworth low-pass filter with a cutoff frequency and rate of 12 kHz and 24 dB/octave respectively.

It is normal practice to use a cutoff frequency corresponding to half the playback rate. One filter is sufficient in this case because the playback rate can be selected. However, the cutoff frequency of the filter can be modified in a similar way to the anti-alias filter.

The logic required to trigger a single sweep of recorded data is shown in Fig.8. Momentary operation of the reset button clears the address counter via the clear line, and momentary operation of the trigger button, or a high-to-low transition on the trigger input, causes the counter to start at a rate determined by the sampling frequency. If the sweep switch is in the single position, the counter reaches 255 and remains in that

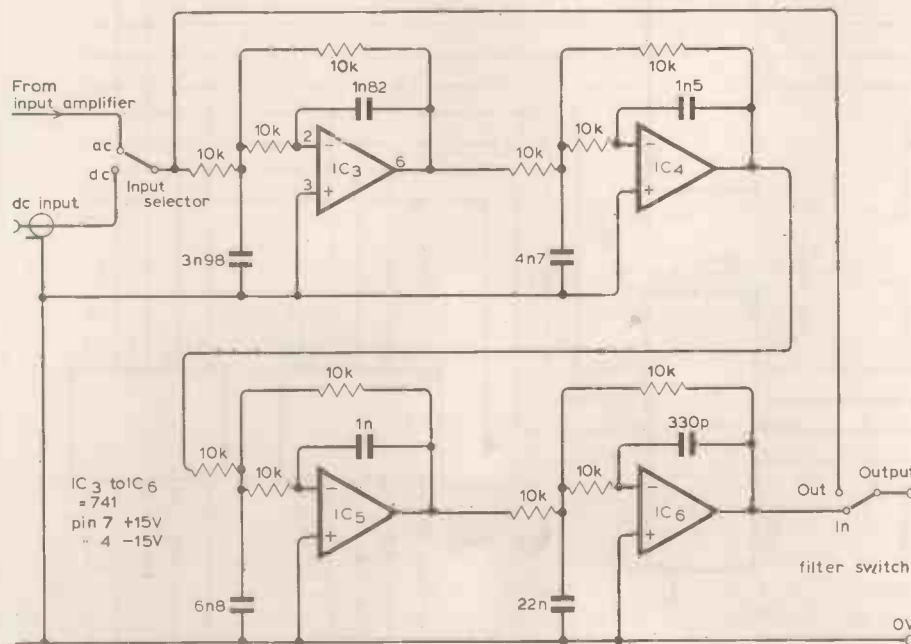


Fig. 3. Anti-alias filter. With the values shown, the cutoff frequency is 6kHz.

Fig. 5. Analogue-to-digital circuit uses an 8-bit successive approximation converter.

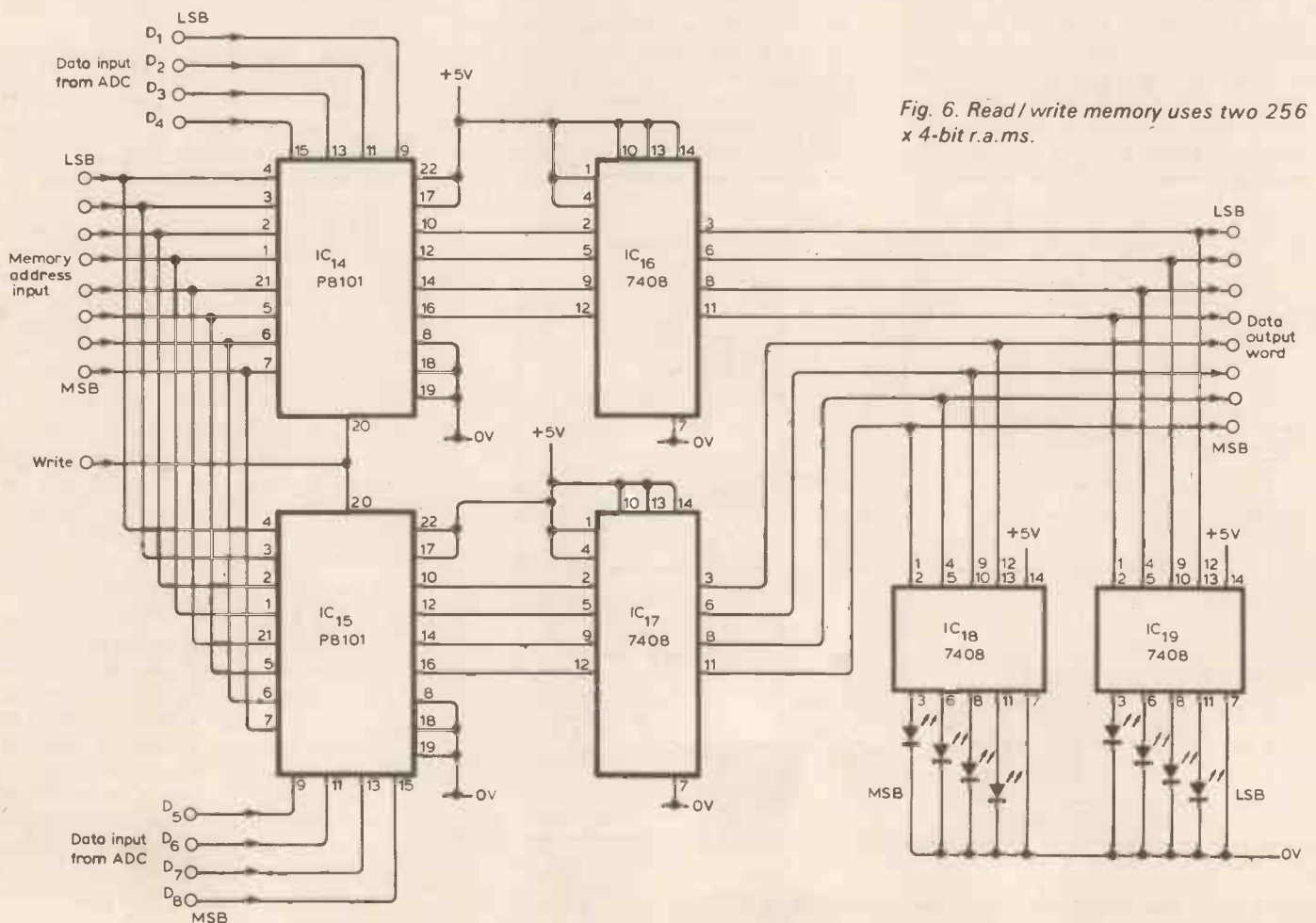
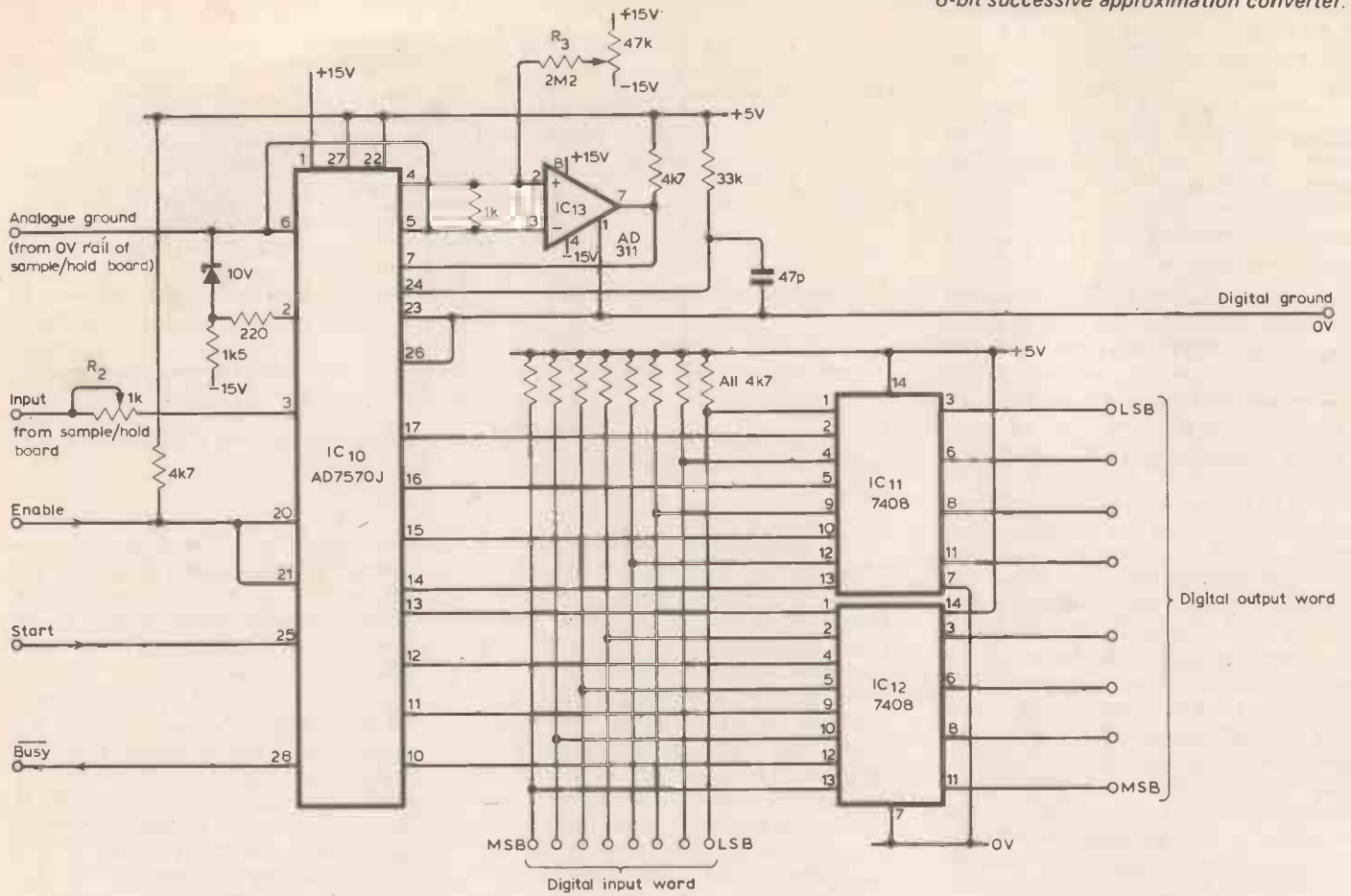


Fig. 6. Read / write memory uses two 256 x 4-bit r.a.ms.

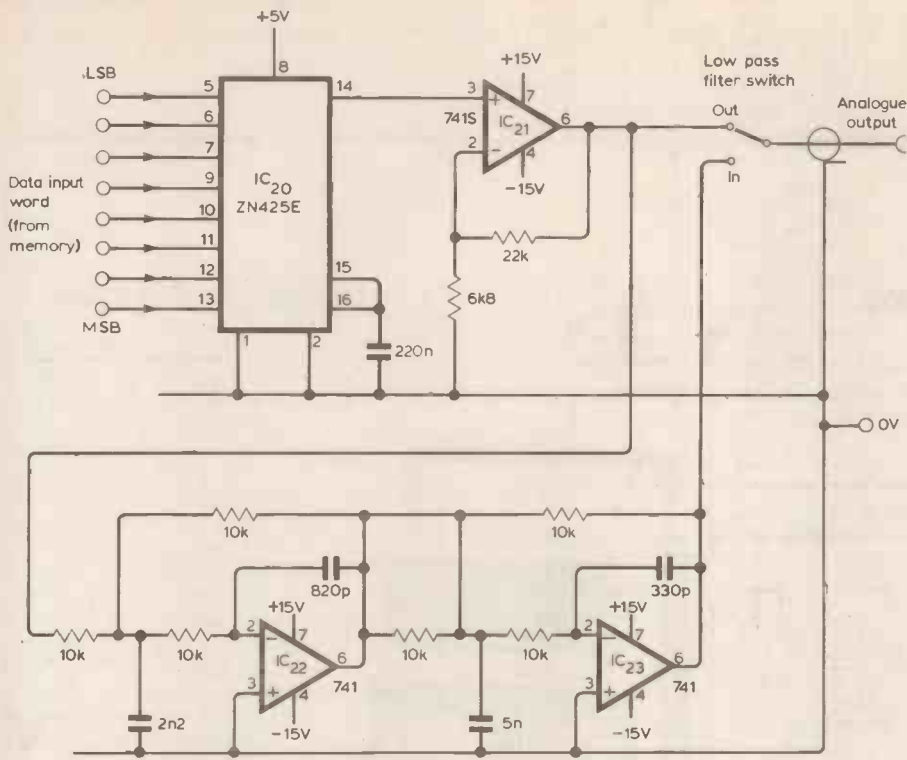


Fig. 7. Digital-to-analogue converter and low-pass filter which can be switched in circuit to smooth the staircase output waveform.

state. The contents of the 256 memory locations are therefore scanned or swept once. If the repetitive mode is selected, the counter continues and scans the memory repeatedly. To store data in the memory the reset button is operated, followed by the arm button which turns on the l.e.d. to indicate that the recorder is ready for a trigger pulse. When a trigger is received, the memory is swept once as before, except that write pulses are sent to the memory, which stores the output of the a-to-d converter after each sample has been taken. During this period the recording l.e.d. is on. When the recording is complete, the address counter continues to scan the memory contents if the sweep switch is in the repetitive position. However, the write signal is now disabled.

To be continued

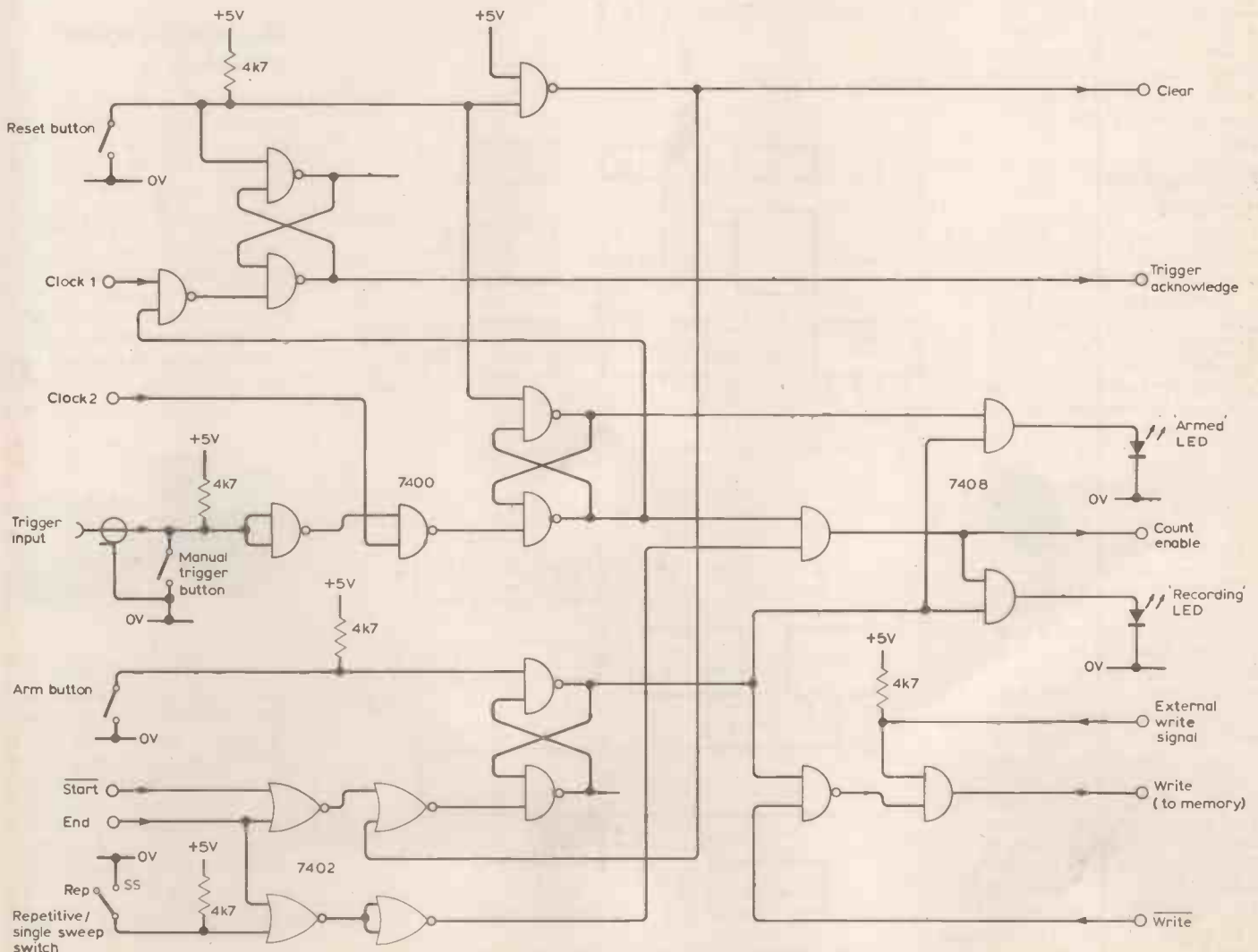


Fig. 8. Control logic triggers a sweep of the recorded data.

NEW PRODUCTS

Lightweight magnetron

This device, the MG5200, is a fixed-frequency magnetron operating in the 94-96 GHz band and is a recent addition to English Electric Valve Co's range of tubes. EEV claims a 50% reduction in weight over the standard design, which has been achieved by the use of a rare-earth samarium cobalt magnet structure, although the tube is basically an extension of the company's range of 80 and 90 GHz magnetrons. Like the earlier forms, this item has an expected life of more than 750 hours. The MG5200 can operate at pulse lengths down to 4ns and is suitable for use in high-resolution radar applications. Essential data includes a peak anode voltage rating of 13kV, peak anode current of 7A, duty cycle at 0.0002, pulse duration 50ns, and output power 3kW. Cooling is by forced air. Overall dimensions are 152 x 108 x 76.5mm and the magnetron weighs 1.8kg. English Electric Valve Co Ltd, Waterhouse Lane, Chelmsford, Essex CM1 2QU.

WW301

R.f. amplifier modules

The QB-614 and QB14-2 are r.f. amplifier modules which cover the ranges of 2 to 300MHz and 5 to 200MHz respectively. Each amplifier is encapsulated in a black epoxy case which, according to the distributors, March Microwave, represents a total volume of 0.17 ins. The quoted inherent noise figure is 1.5dB



(QB-614-2), v.s.w.r. is 1.5:1 and signal gain is 12-13dB. Several amplifiers can be cascaded without loss of bandwidth and an internal power-line-decoupling network minimizes interference problems. Each module operates from a supply of 15V at 10mA, although satisfactory operation is possible with a supply rail of only 9V; connexions are made to 5 pins and each unit can be p.c.b. mounted. In small quantities the QB-614 costs £28 each and the QB-614-2 £35. March Microwave Ltd, 112 South St., Braintree, Essex.

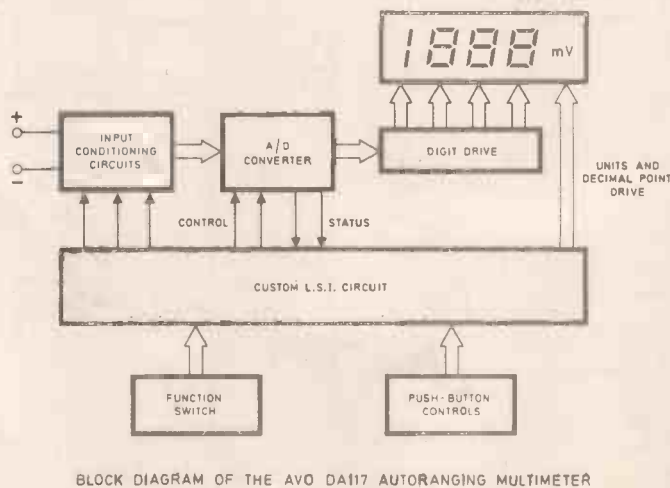
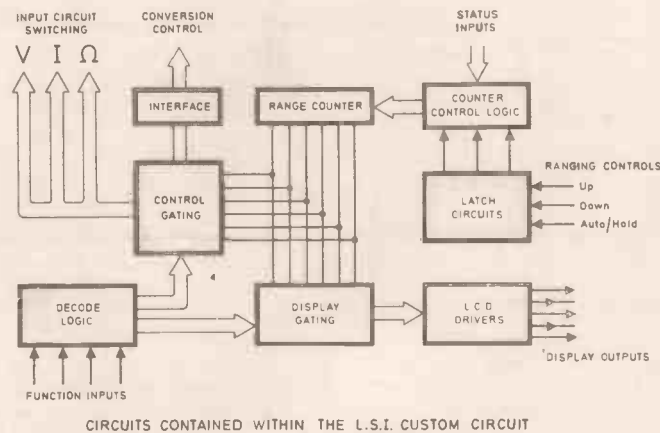
WW302

Auto-ranging Avometer

Full autoranging facilities are claimed for the model DA117 Avometer by the makers, Avo Ltd. This meter is an l.s.i.-based version of the Avo digital model DA116, which has been in production for some time. According to the company responsible for the development of the l.s.i. chip used in the DA117, GEC Semiconductors, fast autoranging was not possible in the field for vital checks on d.c. voltage, current and resistance, using the "separate chip" methods used in the DA116. The 50 or so needed to give the required auto-ranging capability were therefore replaced by a custom-designed l.s.i. chip. Measurement ranges cover a.c. or d.c. voltage up to 1000V, a.c. or d.c. current up to 2A (10A manual) and resistance up to 20M. A semiconductor junction

test facility is also included. The price of the DA117 is £135 plus v.a.t. Avo Ltd, Archcliffe Road, Dover, Kent.

WW303



High friction mats

One of the main problems related to delicate work on small circuits or instruments is the tendency of the workpiece to move about on the workbench. "Stop slip" high friction mats are intended as an answer to this problem. The mats, made by the Swiss company Spirig and marketed in the UK by Cobonic, are elastomer material available as 1mm or 2mm thicknesses in dimensions up to 1m square. This material constitutes a scratch-preventive working surface which, according to the makers, can act as a "third hand" while soldering or fine adjustment is being carried out without the workpiece suffering crushing or scratching in the jaws of a vice. Cobonic Ltd, Knapton Mews, Seely Rd, London SW17 9RL.

WW304

Mini thumbwheel switches

A new range of thumbwheel switches, made by Roxburgh Electronics, is said to be resistant to process contamination as well as being suitable for wave soldering to p.c. boards, without the need for special precautions. The switches are available in two main forms: a low profile form and a taller, sealed form; each switch can be mounted directly to a p.c. board and is available with clockwise or anticlockwise rotation. In the sealed form a



heat-sealed sub-assembly encloses the electrical contacts and an O-ring gasket seals the rotating surfaces. Maximum non-switching load of all forms is 1A at 28V d.c., max. switching load is 100mA at 28V d.c., contact resistance is 100milliohms (first contact) and the operating temperature is -10°C to $+65^{\circ}\text{C}$. Roxburgh Electronics Ltd, 22 Winchelsea Road, Rye, Sussex.

WW305

Audio level meter

Levels of audio signals between -72dB and $+22\text{dB}$ with respect to zero level can be measured with this instrument, which comprises a peak-programme meter preceded by an amplifier. The p.p.m. measurement technique conforms to BS 5428 and calibration accuracy is 0.1dB . Amplifier gain is selected by eight press switches, giving 10dB steps from -60dB to $+10\text{dB}$, and there is also a rotary control which can be switched in to give a continuous 0 to -10dB uncalibrated variation. Input impedance is $100\text{k}\Omega$ balanced but switchable to 600Ω and maximum input is 400V pk continuous. The amplifier output, available through a headphone jack socket, has an impedance of 50Ω and is short-circuited protected. The instrument is powered by rechargeable batteries and has a built-in mains adapter which continuously recharges them. Dimensions are $175 \times 67 \times 166$ mm. Named, perhaps misleadingly, "Audio Multi-meter", the level meter costs $\pounds 198.28$ plus v.a.t. Bulgin Electronics Soundex Ltd, Park Lane, Broxbourne, Herts, EN10 7NQ.

WW306

Telephone answering machine

Each function of the Storacall Ansamaster II telephone answering machine is continually monitored by the self-contained microcomputer which directs operations. The makers say that the unit can "talk" to the operator through an alphanumeric display, the machine also indicating how much recording time has elapsed, how many calls have been received, which call is being played back, whether a call is being taken and faulty operation either by user or due to a faulty cassette being used. Standard features such as fast forward and fast rewind are complemented by a "remote call" facility, which enables the user to listen to messages without having to return to home or office. A voice code is used to activate the unit, this code being programmed by the setting of five switches on the back panel. The unit can be rented for $\pounds 3.36$ per week or purchased outright. Price is available from the manufacturer on request. Storacall Ltd, 28 York St, Twickenham, Middlesex.

WW307

Cassette data recorder


The primary application quoted by B and K for its type 7400 digital cassette recorder is the monitoring of measurement instrument digital outputs. Up to 500 K-bytes of data, transmitted over the IEC/IEEE bus or B and



WW306



WW307



WW308

K low-power interface bus, can be recorded on a standard digital tape cassette and reconstructed on the bus later. The unit incorporates full manual and remote control facilities, permitting use independently of an IEC/IEEE controller during the recording or reading of data in the field. The recording formats meet ECMA 34 and ECMA 41 (Basic System). A 4-digit tape location display indicates the position of the tape and a "search" function can be used to speed the retrieval of data. In view of its conformity to ECMA standards, cassettes recorded on the 7400 can be read by ECMA compatible terminals and vice versa. The average record/read speed is 1000 bytes/sec with a tape speed of 15 i.p.s. Error-checking procedures are incorporated to ensure recording and reading accuracy; the search speed is 30 i.p.s. and the re-wind speed approximately 100 i.p.s.

The unit may be powered from either a.c. or d.c. supplies. B and K. Laboratories Ltd, Cross Lances Road, Hounslow, Middlesex.

WW308

Gallium phosphide i.e.ds

Ten times as much light, compared with conventional i.e.d. lamps, is the main claim made by General Instrument for its two new ranges of i.e.ds, specified as MK9150/MK9350. Unlike most i.e.ds, the new illuminator is made using a process in which a nitrogen-doped gallium arsenide phosphide layer is grown on a gallium phosphide substrate. As gallium phosphide is transparent to light, greater light emission is possible and the makers claim operation of each



WW309



WW310

i.e.d. at 500mW , with a light output comparable with that of incandescent filament lamps, although with a longer lifespan and less susceptibility to damage by vibration. Each i.e.d. consists of two chips wired in series and mounted in an injection moulded package with an integral lens and reflector. General Instrument, Unit 2, Cock Lane, High Wycombe, Bucks.

WW309

Combined accelerometer and pre-amp

An accelerometer with a frequency response of 1.5Hz to 25kHz , a nominal sensitivity of 2mV per G and a noise floor of 0.01G r.m.s. is combined with a pre-amplifier to form the BBN Instruments' 501-ER. Natural frequency of resonance of the accelerometer is 85kHz and it is said by the distributors, Data Acquisition Ltd, to be capable of withstanding a shock of $10,000\text{G}$. Amplitude error from noise floor to 1000G is 1% and special versions, with a similar error level, are available for shock levels up to $4,000\text{G}$. Output impedance is 1.200Ω . The case, which measures approximately $8 \times 6\text{mm}$, is made of titanium and the complete unit is fitted with a coaxial cable and microdot connector. Matching power supplies are available which include a b.n.c. output connector to enable results to be viewed on an oscilloscope or spectrum analyser. Data Acquisition Ltd, Electron House, Higher Hillgate, Stockport, Cheshire.

WW310

SIDEBANDS

By Mixer

Chimera

It's no good – I've got to say it. There is something about the way everyone is going steadily crackers over microcomputers and things that makes me want to hit somebody. Private small computers and processors have been with us several years now, and off-hand I can't think of one single way in which the human spirit has been uplifted or the sum of human happiness increased by their presence. I suppose I ought to keep my mouth shut, because I don't want to be a bore on the subject, but it's hard to sit by and watch the world's youth dedicatedly chasing rainbows without at least a nod as they go past.

There are two aspects of this madness that bother me, either of which is a subject fit for the pen of a philosopher or a psychologist, or both. Since I am neither, my views will probably be dismissed, but I'm having a go anyway. Firstly, there is the colossal waste of intellect and skill in designing and making the equipment. You take a team of scientists, engineers and production workers, put them to work for a couple of years with the directive to produce a better home computer. They carry out the task happily, because at least the product isn't going to kill anyone. It will perform all manner of impressive tricks in hardly any time at all and there will be thousands of people perfectly willing to be convinced that life without their own microcomputer is barely worth living. So they lay out anything up to £1,000 on the gear and promptly come face to face with a problem. Once they've worked out a set of trig. tables, discovered that they can't really afford to go on paying the mortgage and driven themselves and all their friends daft with playing one of those games, the overriding and pressing reasons for buying the thing in the first place begin to seem less than obvious. Not everyone has a compelling need to know the date of Easter in 2067, and many people I know find that a set of boxwood Staunton pieces on a big wooden board that doesn't go 'bleep' every so often satisfies most of their needs.

I don't propose to labour the second point, because I'm going on a bit, but I did just want to say that the sight of a bright-eyed youngster of twelve or thirteen solemnly sitting in front of a keyboard and v.d.u. is one that fills me with a sense of deep unease.

Maybe a government mental health warning would be a good idea.

Jingo lingo

It looks as though a citizens' band – or open channel – will be with us eventually, for certain. It's been approved in

principle and all we need to know now is the frequency and type of modulation. It's good news – I think. Yes, I'm sure it is. Isn't it? Of course it is. It's what we've wanted for a long time, and it's a very good thing. It must be, I suppose.

I am, as you may have been able to discern, over the moon about the prospect of o.c. Well, actually, there is just one niggling little thought that is preventing me from climbing Nelson's column to proclaim my exultation to the world – what about language? What I mean is, will we be expected to use the same kind of gobbledegook as I am led to believe the Americans do? Will we require to become adept at assuring each other that, for example, a number of bears in plain wrappers have been sighted using a camera? Must we really refer to slavedriving sneakers in boots who are bleeding?

From the information I have been able to obtain from a study of some of the more strident c.b. publications, the language used by US c.b. operators seems to be designed more to conceal the message than to convey it. Since it appears not to be playing the game at all to say what you mean, we are going to have to develop our own o.c. language, if only to avoid incongruities. Tijuana taxis, for example, possess little relevance to Basingstoke.

There is a whole new sub-culture emerging here. Police cars will become fuzz-boxes; linear amplifiers can be outboards; the Post Office may well be referred to as Big Ears and the o.c. system itself as a rod and tackle. All it needs is a little imagination.

Closed shop

In any occupation where you are accessible to thousands of people, you are pretty well certain to come across one or two oddballs sooner or later. It can sometimes be a bit tricky, though, to decide which of the apparent oddballs are the one hundred per cent, 22 carat, genuine article and which only appear to be, their seemingly screwy ideas being revealed after mature consideration to be full of sound sense. Faced with someone who does appear, at first sight, to be a little off the beaten track, the people here usually find it pays not to jump to conclusions but to listen first and at least to extend the normal courtesies of reply to anyone who wants to talk to us. We get ourselves into some fairly glutinous conversational and postal quagmires this way, but it's a lot safer and certainly less offensive than simply refusing to talk to anyone who seems unconventional.

Judging by what I am told by a friend of mine who might qualify as an

oddball, there are a great many people around in editors' chairs and in universities who seem to imagine that anyone who doesn't have a Ph.D. to wave and who prefers fishermen's jerseys to more pedestrian wear must have a tile loose and cannot be worth the negligible trouble of a considered reply to straight proposal or question.

My friend is a qualified mechanical engineer who has had the colossal cheek to venture away from his ordained path and to question some established natural 'laws' of nature. Whether he is right in his ideas or not, I am not able to judge, although they do possess considerable force and logic. Right or not, though, he experiences an almost total refusal by scientists to discuss his ideas or even, in some cases, to acknowledge his existence.

If his work is ill-founded tripe, then he has yet to hear an explanation of why it is. If it is not, why does no one acknowledge that, just possibly, he might have something? Scientists, by definition, are supposed to be seekers after knowledge: there is no law which says that the search must be the prerogative of those with a conventional training.

Look and learn

It was, I thought, considerate of the BBC and IBA to show all us trainee terrorists how the army and police go about their side of an operation like the Iranian Embassy caper. There aren't many ways in which we can gain experience of modern methods, apart from applying to join a terrorist gang, and they all have long waiting lists. So the training course on television, especially IBA television, will have been very worthwhile for a lot of probationers who haven't yet got much beyond blowing out the odd shopfront here and there.

Of course, the television programmes weren't really for our benefit: of course not. That would have been silly. No, I expect the chaps actually inside the embassy found them much more immediately useful than we did. And all praise here to the IBA, who smuggled their cameras courageously past the pi . . . police cordon to the back of the building, where the soldiers came down from the roof. Without those pictures, our lot might have made the same mistakes again, sometime in the future.

It has often been said that British television is the best in the world, particularly by British television people, who ought to know, and I think this proves their point. Which other country's networks would display such devotion to the educational interests of minority groups?

WILMSLOW AUDIO

The firm for Speakers

HI-FI DRIVE UNITS



Audax HD12.9D25	£8.25
Audax HD11P25EBC	£7.50
Audax HD20B25H4	£14.95
Audax HD13D34H	£12.95
Audax HD24S45C	£21.95
Baker Superb	£25.00
Castle Super B RS/DD	£14.95
Chartwell CEA205	£61.25
Coles 4001	£7.65
Coles 3000	£7.65
Celestion HF1300 II	£10.95
Celestion HF2000	£10.95
Dalesford ABR 10"	£10.25
Dalesford D30/110	£11.25
Dalesford D50/153	£12.25
Dalesford D50/200	£12.25
Dalesford D70/250	£25.50
Dalesford D100/310	£35.75
Dalesford D10 tweeter	£8.45
Decca London Horn	£61.95
Decca CO/100/B	£10.25
Elac BNC204 6 1/2"	£7.50
Elac BNC298 8"	£7.95
EMI type 350, 13" x 8", 4 ohm	£8.95
EMI 14A/770, 14" x 9", 8 ohm	£19.50
Isophon KKB/B	£8.15
Isophon KK10/B	£8.45
Jordan Watts Module	£24.95
Jordan Watts HF kit	£10.50
Jordan 50mm unit	£24.50
Jordan CB crossover	£24.50 pair
Jordan Mono crossover	£24.50 pair
Kef T27	£9.45
Kef B110	£12.25
Kef B200	£13.50
Kef B139	£27.75
Kef DN13	£6.75
Kef DN12	£9.40
Kef DN22	£42.00 pair
Lowther PM6	£59.00
Lowther PM6 Mk I	£62.00
Lowther PM7	£94.50
Peerless KO10DT	£10.95
Peerless DT10HFC	£10.50
Peerless KO40MRF	£13.60
Radford BD25 Mk III	£36.95
Radford MD9	£14.85
Radford MD6	£25.50
Radford FNB/FNB31	£22.50
Richard Allan CGBT	£13.50
Richard Allan CG12T Super	£29.50
Richard Allan HPBB	£20.75
Richard Allan LPBB	£14.50
Richard Allan HP12B	£33.50
Richard Allan DT20	£9.95
Richard Allan DT30	£10.75
SEAS H107	£8.95
Shackman Electrostatic with polar. network & crossover	£130.00 pair
Tannoy DC296 10"	£107.35
Tannoy DC316 12"	£148.50
Tannoy DC386 15"	£178.90

PA GROUP & DISCO UNITS



Celestion G12/50TC	£19.50
Celestion G12/80CE	£24.50
Celestion G12/80TC	£23.75
Celestion G12/125CE	£42.00
Celestion G15/100CE	£37.95
Celestion G15/100TC	£38.50
Celestion G18/200	£64.75
Celestion HF1300	£12.50
Celestion HF2000	£12.50
Celestion Powercell 12/150	£66.00
Celestion Powercell 15/250	£88.00
Celestion MH1000	£21.75
Fane Classic 45 12"	£13.95
Fane Classic 55 12"	£15.50
Fane Classic 80 12"	£19.75
Fane Classic 85 15"	£26.00
Fane Classic 150 15"	£37.95
Fane Classic 125 18"	£43.95
Fane Classic 175 18"	£47.95
Fane Guitar 80L 12"	£26.25
Fane Guitar 80B/2 12"	£27.25
Fane Disco 100 12"	£28.75
Fane PAB5 12"	£28.25
Fane Bass 100 15"	£39.00
Fane Crescendo 12E	£57.50
Fane Crescendo 15E	£74.50
Fane Crescendo 18E	£94.75
Fane Colossus 15E	£99.95
Fane Colossus 18E	£107.00
Fane J44	£6.90
Fane J104	£15.95
Fane J73	£10.90
Fane HPX1/HPX2	£3.45
Fane HPX3A	£5.60
Fane HPX3B	£4.55
Goodmans BPA	£5.05
Goodmans PP12	£22.50
Goodmans D12	£25.50
Goodmans GR12	£24.95
Goodmans 18P	£48.45
Goodmans Hifax 50HX	£21.85
McKenzie C1280GP	£24.45
McKenzie C1280TC	£24.45
McKenzie C1280 bass	£24.45
McKenzie GP15	£35.10
McKenzie TC15v	£35.10
McKenzie C15 bass	£59.60
Motorola Piezo 2" x 8"	£3.50
Motorola Piezo 2" x 8"	£12.25
Richard Allan HD8T	£20.25
Richard Allan HD10T	£21.75
Richard Allan HD12T	£29.75
Richard Allan HD15	£52.75
Richard Allan HD15P	£82.75
Richard Allan Atlas 15"	£77.00
Richard Allan Atlas 18"	£96.00

WILMSLOW AUDIO



KITS FOR MAGAZINE DESIGNS, etc.
KITS INCLUDE DRIVE UNITS, CROSSOVERS, BAF/LONG FIBRE WOOL, etc.
FOR A PAIR OF SPEAKERS
 Carriage £3.75 unless otherwise stated

Practical Hi Fi & Audio PRO9-TL (Rogers) **£146.00**

As above but including felt panels **£152.75 + £5 carriage**

Hi Fi Answers Monitor (Rogers) **£146.00**

Hi Fi News State of the Art (Atkinson) **£185.00**

Hi Fi News Minline (Atkinson) **£49.00 + £3 carriage**

Hi Fi For Pleasure Compact Monitor (Colloms) **£116.00 + £5 carriage**

Popular Hi Fi Mini Monitor (Colloms) **£74.00**

Popular Hi Fi Round Sound (Stephens) including complete cabinet kit **£71.00**

Popular Hi Fi Jordan System 1 **£96.00 + £3 carriage**

Practical Hi Fi and Audio BSC3 (Rogers) **£65.00**

Practical Hi Fi and Audio Monitor (Giles) **£180.00**

Practical Hi Fi and Audio Triangle (Giles) **£120.00**

Hi Fi News Tabor (Jones) with J4 bass units **£66.00**

Hi Fi News Tabor (Jones) with H4 bass units **£70.00**

Wireless World Transmission Line KEF (Bailey) **£125.00**

Wireless World Transmission Line RAD-FORD (Bailey) **£179.00**

Everyday Electronics EE70 (Stephens) **£150 + £5 carriage**

Everyday Electronics EE20 (Stephens) **£29.50 + £3 carriage**

SMART BADGES FREE WITH ABOVE KITS (TO GIVE THAT PROFESSIONAL TOUCH TO YOUR DIY SPEAKERS!)

REPRINTS/CONSTRUCTION DETAILS OF ABOVE DESIGNS 10p EACH

CARRIAGE & INSURANCE
 TWEETERS/CROSSOVERS **50p each**
 SPEAKERS 4" to 6 1/2" **80p each**
 8" to 10" **£1 each**
 12", 13" x 8", 14" x 9" **£1.95 each**
 15" **£2.95 each**
 18" **£4.50 each**
 SPEAKER KITS **£1.95 each**
 £3.95 pair
 MAG. DESIGN KITS **£3.75 pair**
 unless otherwise stated
 ALL PRICES CORRECT AT 1.2.80

SPEAKER KITS



Prices per pair
 Carriage £3.95 pair

Dalesford System 1	£54.00
Dalesford System 2	£57.00
Dalesford System 3	£104.00
Dalesford System 4	£110.00
Dalesford System 5	£142.00
Dalesford System 6	£95.00
Goodmans DIN 20 4 ohm (special offer)	£27.60
KEF Reference 104aB kit	
Carriage	£133.00 + £5 carriage
'KEF Cantata kit	£213.50 + £5 carriage
LS3 Micro Monitor kit	£71.00 + £3.75 carriage
Lowther PM6 kit	£116.00
Lowther PM6 Mk I kit	£122.00
Lowther PM7 kit	£195.00
Peerless 1070	£157.00
Peerless 1120	£169.90
Peerless 2050	£59.95
Peerless 2060	£79.95
Radford Studio 90 kit	£181.00
Radford Studio 270 kit	£309.00
Radford Monitor 180 kit	£243.00
Radford Studio 360 kit	£450.00
RAM 50 kit (makes RAM 100)	£76.25
Richard Allan Tango Twin kit	£55.50
Richard Allan Maramba kit	£77.50
Richard Allan Charisma kit	£111.00
Richard Allan Super Triple kit	£102.50
Richard Allan Super Saraband II	£159.95
Richard Allan RAB kit	£62.75
Richard Allan RAB2 kit	£98.75
Richard Allan RAB2L kit	£108.00
SEAS 223	£42.50
SEAS 233	£67.00
SEAS 403	£79.95
SEAS 603	£134.95
Wharfedale Denton XP2 kit	£31.45
Wharfedale Shelton XP2 kit	£40.40
Wharfedale Linton XP2 kit	£56.20
Wharfedale Glendale XP2 kit	£69.00

WILMSLOW AUDIO BA1 sub bass amplifier/crossover kit **£37.95 + £1 carriage**

EVERYTHING IN STOCK FOR THE SPEAKER CONSTRUCTOR!

BAF, LONG FIBRE WOOL, FOAM, CROSSOVERS, FELT PANELS, COMPONENTS, ETC. LARGE SELECTION OF GRILLE FABRICS.

(Send 22p in stamps for grille fabric samples)

ALL PRICES INCLUDE VAT @ 15%

Send 50p for 1980 56-page catalogue 'Choosing a Speaker'

SWIFT OF WILMSLOW
 The firm for Hi-Fi
 5 Swan Street,
 Wilmslow, Cheshire.

Tel: 0625 529599 FOR MAIL ORDER & EXPORT OF DRIVE UNITS, KITS, ETC.

Tel: 0625 526213 (SWIFT OF WILMSLOW) FOR HI-FI & COMPLETE SPEAKER SYSTEMS.

Lightning service on telephoned credit card orders!

WILMSLOW AUDIO
 The firm for Speakers

Swan Works, Bank Square,
 Wilmslow, Cheshire.

WASP SYNTHESISER

DREAM PLANT ELECTRONICS

IN ASSOCIATION WITH ELECTRONIC DREAM PLANT LIMITED
 -- PRESENT THE FAMOUS DIGITAL WASP SYNTHESISER
 -- NOW AVAILABLE IN KIT FORM FOR ONLY



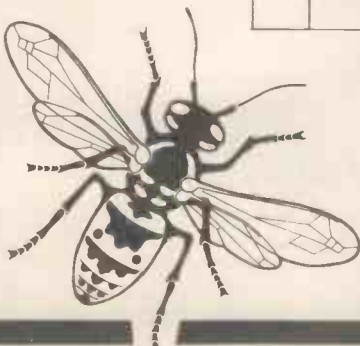
ELECTRONIC DREAM PLANT
 RED GABLES
 STONESFIELD ROAD
 COMBE, OXFORD OX7 2ER

£149.50p including VAT + P & P



- FEATURES INCLUDE:-
- TOUCH SENSITIVE DIGITAL KEYBOARD
 - 2 OSCILLATORS
 - CONTROL OSC. WITH RANDOM SAMPLE & HOLD
 - WHITE NOISE
 - FULLY COMPREHENSIVE 3 BAND FILTER WITH FREQUENCY & 'Q' CONTROLS FOR LOW/BAND/HIGH PASS.
 - 2 ENVELOPE GENERATORS WITH REPEAT & DELAY CONTROLS.
 - OUTPUT JACKS TO CONNECT TO OTHER WASPS USING A SIMPLE TO FOLLOW CODE FOR CONNECTION TO ANY INTERFACED MICROPROCESSOR.
 - BUILT IN SPEAKER & 9 VOLT ADAPTOR INPUT.
 - LINE & HEADPHONE OUTPUTS
 - THIS SYNTHESISER IS ENTIRELY SELF-CONTAINED IN A TOUGH PLASTIC CASE COMPLETE WITH BATTERY COMPARTMENT FOR SIX 'C' SIZE BATTERIES.

THE COMPLETE KIT COMES WITH AN EASY TO FOLLOW ASSEMBLY GUIDE AND PLAYING MANUAL



TO:- DREAM PLANT ELECTRONICS
 RED GABLES,
 STONESFIELD ROAD,
 COMBE, OXFORD OX7 2ER.

PLEASE SEND ME WASP SYNTHESISER KITS
 AT 149.50P EACH INCLUDING V.A.T. & P. & P.
 [+ 5 EACH FOR ORDERS OUTSIDE G.B. & NORTHERN IRL.]

PLEASE SEND ME..... FREE INFORMATION BROCHURE(S)
 [PLEASE ENCLOSE S.A.E.]

NAME _____

ADDRESS _____

ACCESS/BARCLAYCARD NO: _____

PLEASE MAKE CHEQUES PAYABLE TO 'DREAM PLANT ELECTRONICS'
 AND ALLOW 28 DAYS FOR POSTAGE.

The Viewdata Exhibition

For Professional & Business People

WILL TAKE PLACE
29th-31st OCTOBER 1980
 WEST CENTRE HOTEL, LILLIE ROAD, LONDON
 10 am to 6 pm
(Closing 5 pm on the last day)

The response to the second exhibition for professional and business people has been overwhelming, justifying the decision to take the whole hall at the West Centre Hotel.

An additional feature to this year's show will be a Workshop/Forum, where sponsoring company's will hold an open discussion on the latest related topics. Entry to this will be free.

This year's event is designed as its title suggests, to interest not only those professionally involved with viewdata & teletext, but also those businessmen whose companies are able to use viewdata or are already doing so.

The event has over 40 exhibitors including: Sony, GEC, Information Services, The Post Office, Langton Information Services, CAP CPP,

Granada TV Rental, Fintel, Eastel, Cherry Electrical, Centronics, Link House Communication, Ansafone, STC, ITT, Bishopsgate Terminals, Oracle (London Weekend TV), and Barco Video Terminals (C.W. Cameron Ltd), showing a wide variety of exhibits such as:


Editing equipment basic and advanced, monitors and user terminals, private viewdata systems and equipment, peripherals including printers, magnetic media recorders, light pens, graphic design aids and keyboards, accessories such as camera attachments, anti-glare sprays, screen hoods and masks, telephone timers, microcomputers for telesoftware and other "umbrella" activities and facilities, software services for advanced editing, publications, semiconductor devices and many more.

ENTRANCE TO THE EXHIBITION IS FREE BY REGISTRATION

Advance tickets are available on demand from the organisers at:

Viewdata Tickets
 IPC Exhibitions Ltd
 40 Bowling Green Lane
 London EC1R ONE

sales hire repair



**You'll do better at Martin Associates
we guarantee it!**

USED TEST EQUIPMENT

ANALYSERS

HEWLETT-PACKARD 141T Spectrum Analyser c/w 8555A & 8552B Plug In 10MHz-18Ghz	£5000.00
TEKTRONIX 1L5 Spectrum Analyser Unit 50Hz-1MHz	£950.00
TEKTRONIX 1L10 1MHz-36MHz	£1000.00
RADIOMETER FRA2D Wave Analyser 20Hz-16KHz	£250.00

BRIDGES

WAYNE KERR B.641 Auto Balance Bridge 0.1%	£400.00
WAYNE KERR B.601 R.F. Bridge 15KHz-5MHz 1%	£195.00
MARCONI TF.2701 Universal Bridge Battery Operated	£200.00
GENERAL-RADIO 1607A Transfer & Imittance Bridge	£350.00

COUNTERS

PHILIPS 6630A & E DC-100MHz 8 Digit Counter Timer	from £200.00
PHILIPS 6620 DC-45MHz 6 digit Counter Timer	£125.00
MARCONI TF.2416 DC-50MHz 7 digit Counter Timer	£140.00
MARCONI TF.2415 DC-20MHz 6 digit Counter Timer	£110.00

METERS

RADIOMETER BKF.6 Distortion Meter 20Hz-20KHz	£185.00
MARCONI TF.1020A/1 R.F. Power Meter 0-100W 50 Ohms	£100.00
A.E.I. FB.22/B Gauss Meter 0-25KG.	£95.00

OSCILLOSCOPES

HEWLETT-PACKARD 130C X.Y.T. Single Beam DC-500KHz 200uV/cm-20V/CM	£125.00
SCOPEX 456 Single Beam 6MHz 10mV/cm 3 months old	£120.00
SOLARTRON CD.1400 Dual Beam DC-15MHz 100mV/cm	£150.00

SIGNAL GENERATORS

HEWLETT-PACKARD 606B 50KHz-65MHz o/p 1uV-3V 50 Ohms	£750.00
HEWLETT-PACKARD 608F 10MHz-455MHz O/P 0.1uV-0.5V 50 Ohms	£400.00
HEWLETT-PACKARD 8011A Pulse Generator 0.1Hz-20MHz	£400.00
MARCONI 995A/5 AM/FM 1.5MHz-220MHz O/P 0.1uV-200uV	£450.00

RECORDERS

CLEVITE 260 Brush Recorder 6 Channel + u/s one for spares	£750.00
---	---------

MISCELLANEOUS

MONTFORD UR-K277-FFF Climatic Oven -20°C to +60°C	£500.00
WAYNE KERR TM.60 Testmatic	£150.00

NEW TEST EQUIPMENT FROM KEITHLEY'S

130 Digital Multimeter 3½ digits 25 Ranges 5 functions 100uV: 1uA: 0.10hm sens. 1000V D.C.: 750V A.C. 20Mohms. £79.00. Optional Case £7.00
169 Bench Model Digital Multimeter 3½ digit 25 Ranges. 5 Functions. 100uV: 1nA: 0.10hm. 1000V D.C. 1000V A.C. 2 Amps. 20Mohms. £99.00
Carriage £2 each + VAT. Cash with order unless accredited account.

NEW BRITISH OSCILLOSCOPES FROM SCOPEX

4S6 Single beam 6MHz 10mV sens. £144.00
4D-10B Dual Trace DC-10MHz 10mV-50V/cm X-Y operation, Z Modulation. Acc. ± 3%, c/w 2 Probes £210.00
4D-25 Dual Trace DC-25MHz 10mV sens. £360.00

CARRIAGE & VAT EXTRA ON ALL ITEMS



MARTIN ASSOCIATES

34 Crown Street
Reading
Berks. RG1 2SE
Tel. Reading (0734) 51074

WW — 055 FOR FURTHER DETAILS

NEW PRICES ON MEMORIES

2102L-450ns 1K X 1 SRAM	.55
2114-300ns 1K X 4 SRAM	3.51
2114-200ns 1K X 4 SRAM	3.86
4116-200ns 16K X 1 DRAM	4.50
2708-450ns 1K X 8 EPROM	4.39
2716-450ns 2K X 8 EPROM	11.50
Carter ASCII Keyboard	£39.50
AY-5-1013 UART	2.60
2102L X 8 450ns SRAM	3.85
2114 X 8, 300ns SRAM	24.45
2114 X 8 200ns SRAM	26.89
4116 X 8 200ns DRAM	31.35

Please add 50p Postage and 15% VAT to all orders.

STRUTT LTD.

(ELECTRONIC COMPONENTS
DISTRIBUTORS)

3C Barley Market Street
Tavistock, Devon PL19 0JF
Tel. Tavistock 0822-5439
Telex 45263

QUARTZ CRYSTALS
*made to
your spec.*
FAST!
MOD & CAA APPROVED

AEL

AEL CRYSTALS LTD.

GATWICK HOUSE, HORLEY, SURREY, ENGLAND RH6 9SU
Telephone: Horley (02934) 5353 Telex: 87116 (Aerocon Horley)
Cables: Aerocon Telex Horley

WW — 022 FOR FURTHER DETAILS

TV TUBE REBUILDING

Faircrest Engineering Ltd., manufacture a comprehensive range of equipment for processing all types of picture tubes, colour and mono. Standard or custom built units for established or new businesses. We export world-wide and have an excellent spares service backed by a strong technical team.

Full training courses are individually tailored to customers' requirements.


For full details of our service contact Neil Jupp

FAIRCREST ENGINEERING LTD.

Willis Road, Croydon, CRO2XX.
01-684 1422, 01-689 8741

WW — 018 FOR FURTHER DETAILS

EXPANDORAM II



Expandable Random Access Memory Board

The ExpandoRAM II provides a low cost means for expanding Random Access Memory capability for computers using the S-100 Bus structure. The board's design allows eight boards to operate from the same S-100 Bus.

Page mode operation provides the system with the capability of servicing multiple users without RAM interference. Synchronization of the wait state and invisible refresh deliver faster operation, allowing processing speeds up to 4MHz.

The ExpandoRAM II is compatible with most S-100 CPUs based on the Z80 microprocessor. When other SD SYSTEMS 200 series boards are combined with the ExpandoRAM II, they create a microcomputer with exceptional capabilities and features.

OUR PRICE: £129.00 to £299.50 (64K Kit) Built & Tested from:— £272.00 to £398.00 (64K B-T)

All items subject to V.A.T.

For further information on this board, or any other boards in our comprehensive range i.e.: SBC100, Versafloppy I + II, VDB8024, Z80 Starter Kit etc. Please write or telephone.



Unit A2 9 Longford Avenue
Kilwinning Industrial Estate
Kilwinning Ayrshire KA13 6EX
Tel. 0294 57755 Telex 779808

WW — 066 FOR FURTHER DETAILS

**NEW
FROM
REDITRONICS**

HERE'S HOW TO TALK TO ALL OF THE PEOPLE ALL OF THE TIME

with a communications system built up from the all-embracing, constantly expanding range of

REDITRONICS EQUIPMENT

The latest addition to that range —



CU107 AUDIO CONTROL UNIT

with **AMBIENT NOISE SENSING CAPABILITY** for automatic volume control adjustment according to background noise at any given time during the announcement to optimise overall performance, plus 'override' pre-set level switching for emergency announcements.

When it comes to **SOUND** communications, **REDITRONICS EQUIPMENT** does **MORE FOR LESS**. REDITRONICS is the one name that says it all.

Send for details of any item, and our full brochure, of a range of equipment that can provide every integrated link in the chain of a tailor-made sound communications system.



REDIFFUSION REDITRONICS LTD.,
La Pouquelaye, St Helier, Jersey, Channels Islands
Tel: Jersey (0534) 30321 Telex: 4192341
U.K. DEPOT: River View Road, Bitterne, Southampton, Hampshire, U.K.
Tel: Southampton (0703) 555566


and to meet growing demand —

Musitune are appointed as Reditronics distributors for Greater London and the Home Counties.

Contact Musitune Ltd., 388 Green Lanes,
London N4 1DW (Tel: 01-802 1163) for Reditronics systems-planning to your exact requirements.

WW — 045 FOR FURTHER DETAILS

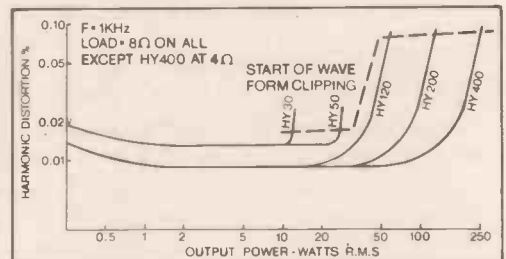
Simply ahead...



ILP PRE-AMPS ARE
COMPATIBLE WITH ALL
ILP POWER AMPS AND PSUS

POWER AMPLIFIERS

ILP Power Amplifiers are encapsulated within heatsinks designed to meet total heat dissipation needs. They are rugged and made to last a lifetime. Advanced circuitry ensures their suitability for use with the finest loudspeakers, pickups, tuners, etc. using digital or analogue sound sources.



Model	Output Power R.M.S.	Distortion Typical at 1KHz	Minimum Signal/Noise Ratio	Power Supply Voltage	Size in mm	Weight in gms	Price + V.A.T.
HY30	15 W into 8 Ω	0.02%	100 dB	-20 -0 +20	105x50x25	155	£6.34 + 95p
HY50	30 W into 8 Ω	0.02%	100 dB	-25 -0 +25	105x50x25	155	£7.24 + £1.09
HY120	60 W into 8 Ω	0.01%	100 dB	-35 -0 +35	114x50x85	575	£15.20 + £2.28
HY200	120 W into 8 Ω	0.01%	100 dB	-45 -0 +45	114x50x85	575	£18.44 + £2.77
HY400	240 W into 4 Ω	0.01%	100 dB	-45 -0 +45	114x100x85	1.15Kg	£27.68 + £4.15

Load impedance - all models 4 Ω - ∞
 Input sensitivity - all models 500 mV
 Input impedance - all models 100K Ω
 Frequency response - all models 10Hz - 45KHz - 3dB

POWER SUPPLY UNITS



ILP Power Supply Units with transformers made in our own factory are designed specifically for use with ILP power amplifiers and are in two basic forms - one with circuit panel mounted on conventionally styled laminated transformer, for smaller PSU's - in the other, for larger PSU's, ILP toroidal transformers are used which are half the size and weight of laminated equivalents, are more efficient and have greatly reduced radiation.

PSU 30 $\pm 15V$ at 100mA to drive up to 12 x HY6 or 6 x HY66 £4.50 + £0.68 VAT

THE FOLLOWING WILL ALSO DRIVE ILP PRE-AMPS

PSU 36 for 1 or 2 HY30's £8.10 + £1.22 VAT


PSU 50 for 1 or 2 HY50's £8.10 + £1.22 VAT

PSU 60 with toroidal transformer for 1 HY 120 £9.75 + £1.46 VAT

PSU 70 with toroidal transformer for 1 or 2 HY120's £13.61 + £2.04 VAT

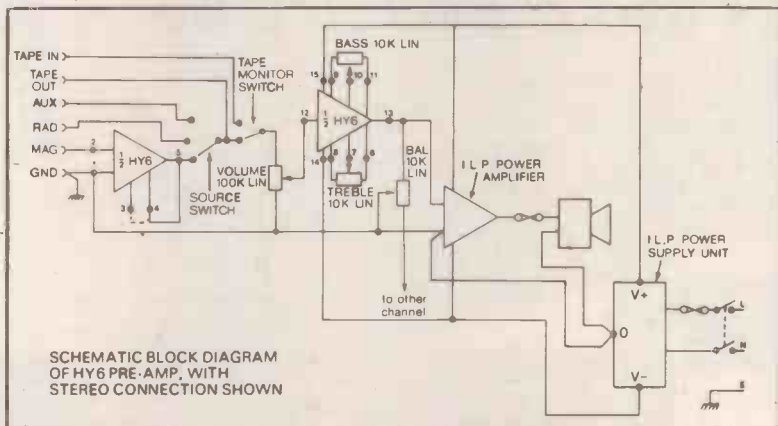
PSU 90 with toroidal transformer for 1 HY200 £13.61 + £2.04 VAT

PSU 180 with toroidal transformer for 1 HY400 or 2 x HY200 £23.02 + £3.45 VAT



AVAILABLE ALSO FROM WATFORD ELECTRONICS, MARSHALLS AND CERTAIN OTHER SELECTED STOCKISTS.


this time with two new pre-amps



HY6 mono HY66 stereo

When ILP add a new design to their audio-module range, there have to be very special reasons for doing so. You expect even better results. We have achieved this with two new pre-amplifiers – HY6 for mono operation, HY66 for stereo. We have simplified connections, and improved performance figures all round. Our new pre-amps are short-circuit and polarity protected; mounting boards are available to simplify construction.

Sizes – HY6 – 45 x 20 x 40mm HY66 90 x 20 x 40mm Active Tone Control circuits provide ± 12 dB cut and boost. Inputs Sensitivity – Mag. P.U. – 3mV Mic – selectable 1-12mV: All others 100mV Tape O/P – 100mV: Main O/P – 500mV: Frequency response – D.C. to 100kHz – 3dB



HY6 mono
£5.60
+ VAT 84p

HY66 stereo
£10.60
+ VAT £1.59

Connectors included

B6 Mounting Board
78p + 12p VAT

B66 Mounting Board
99p + 15p VAT

- LOW DISTORTION - Typically 0.005%
- S/N RATIO - Typically 90 dB (Mag. P.U. – 68 dB).
- HIGH OVERLOAD FACTOR – 38 dB on Mag. P.U.
- LATEST DESIGN HIGH QUALITY CONNECTORS.
- REQUIRE ONLY POTS, SWITCHES, PLUGS AND SOCKETS.
- COMPATIBLE WITH ALL ILP POWER AMPS AND PSUs.
- NEEDS ONLY UNREGULATED POWER SUPPLY ± 15 V to ± 50 V.

**NO QUIBBLE
5 YEAR GUARANTEE
7-DAY DESPATCH ON ALL ORDERS
BRITISH DESIGN AND MANUFACTURE
FREEPOST SERVICE
– see below**

★ ALL U.K. ORDERS DESPATCHED POST PAID
HOW TO ORDER, USING FREEPOST SYSTEM

Simply fill in order coupon with payment or credit card instructions. Post to address as below but do not stamp envelope – we pay postage on all letters sent to us by readers of this journal.



FREEPOST 5 Graham Bell House, Roper Close,
Canterbury, Kent CT2 7EP.
Telephone (0227) 54778 Tele x 965780

Please supply

..... Total purchase price £

I enclose Cheque Postal Orders International Money Order

Please debit my Access/Barclaycard Account No.


NAME

ADDRESS

Signature

Now-highest quality copying at low cost

OTARI DP4050 C2 cassette duplicator



The first low cost copier to give you reliability and performance to professional standards. No other copier can match its precision engineering, and it is the only budget copier suitable for music programmes.


- * One master, 2 slaves.
- * Add on units available up to 11 slaves.
- * Automatic rewind.
- * Ferrite heads.
- * 16:1 duplicating ratio.
- * Modular slave decks with DC servo motors.

Also available: Reel to cassette version with 6 slaves.

OTARI from ITA

1-7 Harewood Avenue, Marylebone Road, London NW1. Tel: 01-724 2497. Telex: 21879.

WW-058 FOR FURTHER DETAILS



CRYSTAL ELECTRONICS CC ELECTRONICS

XTAL BASIC 2.2 NOW ON SHARP MZ 80K

All the features of SHARP BASIC and more—occupies 5K less RAM

MZ 80K RAM £520 + VAT
(with XTAL BASIC leaves 11K for programs)

XTAL BASIC for Sharp only £40.00 + VAT

The Sharp MZ80K & XTAL BASIC Guaranteed for 12 months

NASCOM OWNERS

have you got your XTAL BASIC yet, a lot already have
NASCOM VERSION only £35 + VAT

AT GOING TO PRESS, WE HAVE THE
FOLLOWING ICS SURPLUS TO OUR REQUIREMENTS

Terms Cash with Order, Min Order £5.00, please add VAT

Please phone to confirm availability before ordering.



74 Series	193 90p 00 12p 02 12p 15 25p 74 20p 85 60p 86 30p 90 30p 93 25p 136 55p 155 45p 161 85p 165 90p	S74 35p S86 40p S112 55p S124 £1.80 S132 86p S133 60p S135 57p S139 70p S140 75p S151 80p S153 76p S157 76p S158 96p S174 £1.05	S175 97p S180 90p S194 £1.00 S257 £1.20 S280 £2.00 S283 £1.80	191 85p 192 90p 196 90p 248 £1.85 279 64p 395 £2.10	
		74LS Series		Linear ICS	
				85 £1.00 151 90p 161 90p 173 £1.00 175 80p	NE555 60p LM3900 50p 741 20p Z80P10 £7.00 Z80CTC £7.00

Members of Computer Retailers Association & Apple Dealers Association

Shop open 0930-1730 except Saturday & Sunday

40 Magdalene Road, Torquay, Devon, England. Tel: 0803 22699

Access and Barclaycard welcome.

WW-011 FOR FURTHER DETAILS



ALPS ALPS ELECTRIC CO., LTD.

TUNERHEADS: THE BIGGEST CHOICE

If you need a band 2 tunerhead, then look no farther. If Armon, Ambit and ALPS cannot supply the unit you need - then we will be amazed. IF strips and AM tuner as well, from Ambit



UK Agents and Licensees:
Armon Products Limited: tel 01-902-4321; tlx 923985
Stockist and distributor:
Ambit International, tel: (0277) 230909; tlx 995194.



TOKO, INC.

CHOKES: TOKO BRB series.....

5mm pin spacing fixed inductors, with a full choice of values from 100uH to 33mH - most E12 values ex-stock.

Prices:
1-25: 19p/ 25-99: 13p/ 100+: 11p



TOKO UK Ltd: tel (07535) 54057; tlx 848095
Stocked and distributed in the UK by:
Ambit int: tel (0277)230909 tlx 995194 ambit g



ALPS ALPS ELECTRIC CO., LTD.

Keyswitches that outperform all the others. Guaranteed quality, lowest prices and a full stock range in the UK



UK Agents and Licensees:
Armon Products Limited: tel 01-902-4321; tlx 923985
Stockist and distributor:
Ambit International, tel: (0277) 230909; tlx 995194.



TOKO, INC.

CERAMIC RESONATORS - MPU, REMOTE CONTROL, DVMS etc

TOKO's new CRM (parallel) and CFE (Series) ceramic resonators offer 10ppm stability at a fraction of the cost of crystal. Available at 200-500kHz (stock type 455kHz)

1-24: 32p/ 25-98: 24p/ 100-199



TOKO UK Ltd: tel (07535) 54057; tlx 848095
Stocked and distributed in the UK by:
Ambit int: tel (0277)230909 tlx 995194 ambit g

WW - 023 FOR FURTHER DETAILS

Codespeed Electronics

P.O. BOX 23, 34 SEAFIELD ROAD, COPNOR, PORTSMOUTH, HANTS. PO3 5BJ

GIANT 0.8" LED clock display, common cathode, non-multiplexed. With data £3.95 each. ALARM clock module with 0.7" LED display. With data £5.99 each. LIQUID crystal clock display, 0.5" digits. With data and FREE socket. £5.25 each. FLUORESCENT reject calculators. Modern, 10 function with full memory. Most repairable but no guarantees. £2.99 each. TERN transformer I.F. transformers. All brand new. May include several types. 55p for 10. CLOCK CHIP MM5316 I.C. (has alarm output). Brand new, with data £2.35 each. POLARIZING filter, plastic, 0.006" thick. Any size cut from 1 sq. in. to max. size 19" x 250 feet. 3p per sq. in. MOMENTARY (push to 'make') switch. Red cap. 15p each. SLIDE switch, 2 pole co. 16p each. TWO calculator keyboards (not compatible with 4204 calc. chip). 99p the pair. MULTIMETER CHIP. MM5330 i.c. to build 4 1/2 digit d.m.m. (needs additional circuitry) with data £3.55 each. KNOBS slider control knobs, fits 5 or 8mm shafts. Slate colour 14p each. Rotary control knobs, black (18mm diam.) with coloured cap, slate colour required. 20p each. Skirted rotary knob, same as rotary control knob above but has 'flared' skirt around base. Slate cap colour required, 27p each. Colours available, black, red, green, blue, yellow, grey, white. 8 DIGIT common cathode calculator display, 0.1", multiplexed, with data, 99p each. LED WRISTWATCH CHIP with data, 95p each. LED WRISTWATCH DISPLAY matches above watch chip. With data, 95p each. NOTE The wristwatch chip and display are housed in 'legless flatpack' style package and require some fairly fine soldering. QUALITY jack sockets, mono 25p each, stereo 30p each. LMS55 timer i.c. with applications booklet, 25p each. MEMORIES 2102 static RAM with data, 99p each. NORTEC 4204, 4 function calc. chip, with data 80p each. UNTESTED 0.1" LED displays. 10 single digit displays for 95p. 'U' to test.

POST AND PACKING PLEASE ADD 40p (OVERSEAS ORDERS ADD £1)
For your FREE copy of our latest catalogue please send MEDIUM-sized SAE

VAT ADD 15% TO TOTAL COST (INCLUDING POST AND PACKING).
CASH BACK SATISFACTION GUARANTEE ON ALL ITEMS.

WW-011 FOR FURTHER DETAILS

S-2020TA STEREO TUNER / AMPLIFIER KIT

NOW WITH BIFET OP AMPS

A high-quality push-button FM Varicap Stereo Tuner combined with a 24W r.m.s. per channel Stereo Amplifier.

Brief Spec. Amplifier Low field Toroidal transformer, Mag. input, Tape In/Out facility (for noise reduction unit, etc.) THD less than 0.1% at 20W into 8 ohms. **High Slew Rate.** Low noise op. amps used throughout. Power on/off FET transient protection. All sockets, fuses, etc., are PC mounted for ease of assembly. Tuner section uses 3302 FET module requiring no RF alignment, ceramic IF, INTERSTATION MUTE, and phase-locked IC stereo decoder, LED tuning and stereo indicators. Tuning range 88-104MHz, 30dB mono S/N @ 1.2µV, THD 0.3%. Pre-coder 'birdy' filter.

PRICE: £59.95 + VAT



NELSON-JONES Mk. 2 STEREO FM TUNER KIT

A very high performance tuner with dual gate MOSFET RF and Mixer ready built front end, triple gang varicap tuning, linear phase I.F. and 3 state MPX decoder.

PRICE: £69.95 + VAT



NRDC-AMBISONIC UHJ SURROUND SOUND DECODER

The **first ever** kit specially produced by Integrex for this British NRDC backed surround sound system which is the result of 7 years' research by the Ambisonic team, W.W. July, Aug., '77. The unit is designed to decode not only UHJ but virtually all other 'quadrophonic' systems (Not CD4), including the new BBC HJ, 10 input selections. The decoder is linear throughout and does not rely on listener fatiguing logic enhancement techniques. Both 2 or 2 Input signals and 4 or 6 output signals are provided in this most versatile unit. Complete with mains power supply, wooden cabinet, panel, knobs, etc.

Complete kit, including licence fee **£49.50 + VAT** or ready built and tested **£67.50 + VAT**



S5050A STEREO AMP **Very high performance kit**

50 watts rms-channel, 0.015% THD, S/N 90 dB, Mags/n 80 dB. Output device rating 350w per channel. Tone cancel switch, 2 tape monitor switches. Metal case — comprehensive heatsinks.

Complete kit only **£63.90 + VAT**

(Also available our 20w/ch BIFET SZ020 Amp)



INTRUDER 1 Mk. 2 RADAR ALARM

With Home Office Type approval

The original "Wireless World" published Intruder 1 has been re-designed by Integrex to incorporate several new features, along with improved performance. The kit is even easier to build. The internal audible alarm turns off after approximately 40 seconds and the unit re-arms. 240V ac mains or 12V battery operated. Disguised as a hard-backed book. Detection range up to 45 feet. Internal mains rated voltage free contacts for external bells etc.

Complete kit **£49.50** plus VAT, or ready built and tested **£64.50** plus VAT.



Wireless World Dolby noise reducer

Trademark of Dolby Laboratories Inc.



Typical performance
 Noise reduction better than 9dB weighted.
 Clipping level 16.5dB above Dolby level (measured at 1% third harmonic content)
 Harmonic distortion 0.1% at Dolby level typically 0.05% over most of band, rising to a maximum of 0.12%
 Signal-to-noise ratio: 75dB (20Hz to 20kHz, signal at Dolby level) at Monitor output
 Dynamic range >90dB
 30mV sensitivity

Complete Kit **PRICE: £43.90 + VAT** (3 head model available)

Also available ready built and tested

Calibration tapes are available for open-reel use and for cassette (specify which)


Single channel plug-in Dolby (TM) PROCESSOR BOARDS (92 x 87mm) with gold plated contacts and all components

Price £59.40 + VAT

Price £2.40 + VAT

Price £9.00 + VAT

We guarantee full after-sales technical and servicing facilities on all our kits, have you checked that these services are available from other suppliers?



All kits are carriage free



INTEGREX LIMITED

Please send SAE for complete lists and specifications

**Portwood Industrial Estate, Church Gresley,
 Burton-on-Trent, Staffs DE11 9PT
 Burton-on-Trent (0283) 215432 Telex 377106**


LANGREX SUPPLIES LTD

Climax House, Fallsbrook Rd., Streatham, London SW16 6ED

RST Tel: 01-677 2424 Telex: 946708 RST

SEMICONDUCTORS

AA119 0.12	ASZ15 1.44	BC172 0.18	BD131 0.40	BF257 0.28	CRS370 1.04	OAZ201 1.15	OC203 2.12	ZTX502 0.18	2N1309 0.63	2N3771 2.02
AA199 0.12	ASZ16 1.44	BC173 0.18	BD132 0.44	BF258 0.36	GEX66 1.73	OAZ206 1.15	OC204 2.88	ZTX503 0.20	2N1613 0.29	2N3772 2.30
AA233 0.21	ASZ17 1.44	BC174 0.18	BD133 0.46	BF259 0.37	GEX67 1.73	OAZ207 1.15	OC205 2.88	ZTX504 0.23	2N1617 1.73	2N3773 3.45
AA234 0.21	ASZ18 1.44	BC175 0.18	BD134 0.46	BF260 0.37	GEX68 1.73	OC208 2.88	OC206 2.88	ZTX505 0.18	2N1893 0.29	2N3819 0.41
AA235 0.21	ASZ19 1.44	BC176 0.18	BD135 0.46	BF261 0.37	GEX69 1.73	OC209 2.88	OC207 2.88	ZTX506 0.18	2N1947 2.02	2N3820 0.52
AA236 0.21	ASZ20 1.44	BC177 0.18	BD136 0.46	BF262 0.37	GEX70 1.73	OC210 2.88	OC208 2.88	ZTX507 0.18	2N2148 1.89	2N3823 0.63
AA237 0.21	ASZ21 1.44	BC178 0.18	BD137 0.46	BF263 0.37	GEX71 1.73	OC211 2.88	OC209 2.88	ZTX508 0.18	2N2218 0.29	2N3826 0.83
AA238 0.21	ASZ22 1.44	BC179 0.18	BD138 0.46	BF264 0.37	GEX72 1.73	OC212 2.88	OC210 2.88	ZTX509 0.18	2N2219 0.29	2N3829 0.83
AA239 0.21	ASZ23 1.44	BC180 0.18	BD139 0.46	BF265 0.37	GEX73 1.73	OC213 2.88	OC211 2.88	ZTX510 0.18	2N2220 0.21	2N3832 0.63
AA240 0.21	ASZ24 1.44	BC181 0.18	BD140 0.51	BF266 0.37	GEX74 1.73	OC214 2.88	OC212 2.88	ZTX511 0.18	2N2221 0.21	2N3835 0.83
AA241 0.21	ASZ25 1.44	BC182 0.18	BD141 2.30	BF267 0.37	GEX75 1.73	OC215 2.88	OC213 2.88	ZTX512 0.18	2N2222 0.21	2N3838 0.83
AA242 0.21	ASZ26 1.44	BC183 0.18	BD142 2.30	BF268 0.37	GEX76 1.73	OC216 2.88	OC214 2.88	ZTX513 0.18	2N2223 0.21	2N3841 0.83
AA243 0.21	ASZ27 1.44	BC184 0.18	BD143 1.26	BF269 0.37	GEX77 1.73	OC217 2.88	OC215 2.88	ZTX514 0.18	2N2224 0.21	2N3844 0.83
AA244 0.21	ASZ28 1.44	BC185 0.18	BD144 1.26	BF270 0.37	GEX78 1.73	OC218 2.88	OC216 2.88	ZTX515 0.18	2N2225 0.21	2N3847 0.83
AA245 0.21	ASZ29 1.44	BC186 0.18	BD145 1.26	BF271 0.37	GEX79 1.73	OC219 2.88	OC217 2.88	ZTX516 0.18	2N2226 0.21	2N3850 0.83
AA246 0.21	ASZ30 1.44	BC187 0.18	BD146 1.26	BF272 0.37	GEX80 1.73	OC220 2.88	OC218 2.88	ZTX517 0.18	2N2227 0.21	2N3853 0.83
AA247 0.21	ASZ31 1.44	BC188 0.18	BD147 1.26	BF273 0.37	GEX81 1.73	OC221 2.88	OC219 2.88	ZTX518 0.18	2N2228 0.21	2N3856 0.83
AA248 0.21	ASZ32 1.44	BC189 0.18	BD148 1.26	BF274 0.37	GEX82 1.73	OC222 2.88	OC220 2.88	ZTX519 0.18	2N2229 0.21	2N3859 0.83
AA249 0.21	ASZ33 1.44	BC190 0.18	BD149 1.26	BF275 0.37	GEX83 1.73	OC223 2.88	OC221 2.88	ZTX520 0.18	2N2230 0.21	2N3862 0.83
AA250 0.21	ASZ34 1.44	BC191 0.18	BD150 1.26	BF276 0.37	GEX84 1.73	OC224 2.88	OC222 2.88	ZTX521 0.18	2N2231 0.21	2N3865 0.83
AA251 0.21	ASZ35 1.44	BC192 0.18	BD151 1.26	BF277 0.37	GEX85 1.73	OC225 2.88	OC223 2.88	ZTX522 0.18	2N2232 0.21	2N3868 0.83
AA252 0.21	ASZ36 1.44	BC193 0.18	BD152 1.36	BF278 0.37	GEX86 1.73	OC226 2.88	OC224 2.88	ZTX523 0.18	2N2233 0.21	2N3871 0.83
AA253 0.21	ASZ37 1.44	BC194 0.18	BD153 1.36	BF279 0.37	GEX87 1.73	OC227 2.88	OC225 2.88	ZTX524 0.18	2N2234 0.21	2N3874 0.83
AA254 0.21	ASZ38 1.44	BC195 0.18	BD154 1.36	BF280 0.37	GEX88 1.73	OC228 2.88	OC226 2.88	ZTX525 0.18	2N2235 0.21	2N3877 0.83
AA255 0.21	ASZ39 1.44	BC196 0.18	BD155 1.36	BF281 0.37	GEX89 1.73	OC229 2.88	OC227 2.88	ZTX526 0.18	2N2236 0.21	2N3880 0.83
AA256 0.21	ASZ40 1.44	BC197 0.18	BD156 1.36	BF282 0.37	GEX90 1.73	OC230 2.88	OC228 2.88	ZTX527 0.18	2N2237 0.21	2N3883 0.83
AA257 0.21	ASZ41 1.44	BC198 0.18	BD157 1.36	BF283 0.37	GEX91 1.73	OC231 2.88	OC229 2.88	ZTX528 0.18	2N2238 0.21	2N3886 0.83
AA258 0.21	ASZ42 1.44	BC199 0.18	BD158 1.36	BF284 0.37	GEX92 1.73	OC232 2.88	OC230 2.88	ZTX529 0.18	2N2239 0.21	2N3889 0.83
AA259 0.21	ASZ43 1.44	BC200 0.18	BD159 1.36	BF285 0.37	GEX93 1.73	OC233 2.88	OC231 2.88	ZTX530 0.18	2N2240 0.21	2N3892 0.83
AA260 0.21	ASZ44 1.44	BC201 0.18	BD160 1.36	BF286 0.37	GEX94 1.73	OC234 2.88	OC232 2.88	ZTX531 0.18	2N2241 0.21	2N3895 0.83
AA261 0.21	ASZ45 1.44	BC202 0.18	BD161 1.36	BF287 0.37	GEX95 1.73	OC235 2.88	OC233 2.88	ZTX532 0.18	2N2242 0.21	2N3898 0.83
AA262 0.21	ASZ46 1.44	BC203 0.18	BD162 1.36	BF288 0.37	GEX96 1.73	OC236 2.88	OC234 2.88	ZTX533 0.18	2N2243 0.21	2N3901 0.83
AA263 0.21	ASZ47 1.44	BC204 0.18	BD163 1.36	BF289 0.37	GEX97 1.73	OC237 2.88	OC235 2.88	ZTX534 0.18	2N2244 0.21	2N3904 0.83
AA264 0.21	ASZ48 1.44	BC205 0.18	BD164 1.36	BF290 0.37	GEX98 1.73	OC238 2.88	OC236 2.88	ZTX535 0.18	2N2245 0.21	2N3907 0.83
AA265 0.21	ASZ49 1.44	BC206 0.18	BD165 1.36	BF291 0.37	GEX99 1.73	OC239 2.88	OC237 2.88	ZTX536 0.18	2N2246 0.21	2N3910 0.83
AA266 0.21	ASZ50 1.44	BC207 0.18	BD166 1.36	BF292 0.37	GEX100 1.73	OC240 2.88	OC238 2.88	ZTX537 0.18	2N2247 0.21	2N3913 0.83
AA267 0.21	ASZ51 1.44	BC208 0.18	BD167 1.36	BF293 0.37	GEX101 1.73	OC241 2.88	OC239 2.88	ZTX538 0.18	2N2248 0.21	2N3916 0.83
AA268 0.21	ASZ52 1.44	BC209 0.18	BD168 1.36	BF294 0.37	GEX102 1.73	OC242 2.88	OC240 2.88	ZTX539 0.18	2N2249 0.21	2N3919 0.83
AA269 0.21	ASZ53 1.44	BC210 0.18	BD169 1.36	BF295 0.37	GEX103 1.73	OC243 2.88	OC241 2.88	ZTX540 0.18	2N2250 0.21	2N3922 0.83
AA270 0.21	ASZ54 1.44	BC211 0.18	BD170 1.36	BF296 0.37	GEX104 1.73	OC244 2.88	OC242 2.88	ZTX541 0.18	2N2251 0.21	2N3925 0.83
AA271 0.21	ASZ55 1.44	BC212 0.18	BD171 1.36	BF297 0.37	GEX105 1.73	OC245 2.88	OC243 2.88	ZTX542 0.18	2N2252 0.21	2N3928 0.83
AA272 0.21	ASZ56 1.44	BC213 0.18	BD172 1.36	BF298 0.37	GEX106 1.73	OC246 2.88	OC244 2.88	ZTX543 0.18	2N2253 0.21	2N3931 0.83
AA273 0.21	ASZ57 1.44	BC214 0.18	BD173 1.36	BF299 0.37	GEX107 1.73	OC247 2.88	OC245 2.88	ZTX544 0.18	2N2254 0.21	2N3934 0.83
AA274 0.21	ASZ58 1.44	BC215 0.18	BD174 1.36	BF300 0.37	GEX108 1.73	OC248 2.88	OC246 2.88	ZTX545 0.18	2N2255 0.21	2N3937 0.83
AA275 0.21	ASZ59 1.44	BC216 0.18	BD175 1.36	BF301 0.37	GEX109 1.73	OC249 2.88	OC247 2.88	ZTX546 0.18	2N2256 0.21	2N3940 0.83
AA276 0.21	ASZ60 1.44	BC217 0.18	BD176 1.36	BF302 0.37	GEX110 1.73	OC250 2.88	OC248 2.88	ZTX547 0.18	2N2257 0.21	2N3943 0.83
AA277 0.21	ASZ61 1.44	BC218 0.18	BD177 1.36	BF303 0.37	GEX111 1.73	OC251 2.88	OC249 2.88	ZTX548 0.18	2N2258 0.21	2N3946 0.83
AA278 0.21	ASZ62 1.44	BC219 0.18	BD178 1.36	BF304 0.37	GEX112 1.73	OC252 2.88	OC250 2.88	ZTX549 0.18	2N2259 0.21	2N3949 0.83
AA279 0.21	ASZ63 1.44	BC220 0.18	BD179 1.36	BF305 0.37	GEX113 1.73	OC253 2.88	OC251 2.88	ZTX550 0.18	2N2260 0.21	2N3952 0.83
AA280 0.21	ASZ64 1.44	BC221 0.18	BD180 1.36	BF306 0.37	GEX114 1.73	OC254 2.88	OC252 2.88	ZTX551 0.18	2N2261 0.21	2N3955 0.83
AA281 0.21	ASZ65 1.44	BC222 0.18	BD181 1.36	BF307 0.37	GEX115 1.73	OC255 2.88	OC253 2.88	ZTX552 0.18	2N2262 0.21	2N3958 0.83
AA282 0.21	ASZ66 1.44	BC223 0.18	BD182 1.36	BF308 0.37	GEX116 1.73	OC256 2.88	OC254 2.88	ZTX553 0.18	2N2263 0.21	2N3961 0.83
AA283 0.21	ASZ67 1.44	BC224 0.18	BD183 1.36	BF309 0.37	GEX117 1.73	OC257 2.88	OC255 2.88	ZTX554 0.18	2N2264 0.21	2N3964 0.83
AA284 0.21	ASZ68 1.44	BC225 0.18	BD184 1.36	BF310 0.37	GEX118 1.73	OC258 2.88	OC256 2.88	ZTX555 0.18	2N2265 0.21	2N3967 0.83
AA285 0.21	ASZ69 1.44	BC226 0.18	BD185 1.36	BF311 0.37	GEX119 1.73	OC259 2.88	OC257 2.88	ZTX556 0.18	2N2266 0.21	2N3970 0.83
AA286 0.21	ASZ70 1.44	BC227 0.18	BD186 1.36	BF312 0.37	GEX120 1.73	OC260 2.88	OC258 2.88	ZTX557 0.18	2N2267 0.21	2N3973 0.83
AA287 0.21	ASZ71 1.44	BC228 0.18	BD187 1.36	BF313 0.37	GEX121 1.73	OC261 2.88	OC259 2.88	ZTX558 0.18	2N2268 0.21	2N3976 0.83
AA288 0.21	ASZ72 1.44	BC229 0.18	BD188 1.36	BF314 0.37	GEX122 1.73	OC262 2.88	OC260 2.88	ZTX559 0.18	2N2269 0.21	2N3979 0.83
AA289 0.21	ASZ73 1.44	BC230 0.18	BD189 1.36	BF315 0.37	GEX123 1.73	OC263 2.88	OC261 2.88	ZTX560 0.18	2N2270 0.21	2N3982 0.83
AA290 0.21	ASZ74 1.44	BC231 0.18	BD190 1.36	BF316 0.37	GEX124 1.73	OC264 2.88	OC262 2.88	ZTX561 0.18	2N2271 0.21	2N3985 0.83
AA291 0.21	ASZ75 1.44	BC232 0.18	BD191 1.36	BF317 0.37	GEX125 1.73	OC265 2.88	OC263 2.88	ZTX562 0.18	2N2272 0.21	2N3988 0.83
AA292 0.21	ASZ76 1.44	BC233 0.18	BD192 1.36	BF318 0.37	GEX126 1.73	OC266 2.88	OC264 2.88	ZTX563 0.18	2N2273 0.21	2N3991 0.83
AA293 0.21	ASZ77 1.44	BC234 0.18	BD193 1.36	BF319 0.37	GEX127 1.73	OC267 2.88	OC265 2.88	ZTX564 0.18	2N2274 0.21	2N3994 0.83
AA294 0.21	ASZ78 1.44	BC235 0.18	BD194 1.36	BF320 0.37	GEX128 1.73	OC268 2.88	OC266 2.88	ZTX565 0.18	2N2275 0.21	2N3997 0.83
AA295 0.21	ASZ79 1.44	BC236 0.18	BD195 1.36	BF321 0.37	GEX129 1.73	OC269 2.88	OC267 2.88	ZTX566 0.18	2N2276 0.21	2N4000 0.83
AA296 0.21	ASZ80 1.44	BC237 0.18	BD196 1.36	BF322 0.37	GEX130 1.73	OC270 2.88	OC268 2.88	ZTX567 0.18	2N2277 0.21	2N4003 0.83
AA297 0.21	ASZ81 1.44	BC238 0.18	BD197 1.36	BF323 0.37	GEX131 1.73	OC271 2.88	OC269 2.88	ZTX568 0.18	2N2278 0.21	2N4006 0.83
AA298 0.21	ASZ82 1.44	BC239 0.18	BD198 1.36	BF324 0.37	GEX132 1.73	OC272 2.88	OC270 2.88	ZTX569 0.18	2N2279 0.21	2N4009 0.83
AA299 0.21	ASZ83 1.44	BC240 0.18	BD199 1.36	BF325 0.37	GEX133 1.73	OC273 2.88	OC271 2.88	ZTX570 0.18</		



GERM. DIODES
200 Mixed Diodes - mainly Germ. OAB1-91-1N34/60 GC61.62 etc. Case DO-7. Coded and uncoded - You to test - Value all the way!
O No. SJ127 **£1 per Pak.**

BC108 FALLOUTS
Manufacturers' out of spec. on volts or gain or neither - Metal TO18 case - You test.
O No. SJ124 **50 for £1**

NPN BD131, TO-126-NPN. Untested.
O No. SJ84 **25 for £1**
SCRs
TO66 SCRs 5 Amp - ALL good - untested for volt - good yield 400+.
O No. SJ130 **10 for £1**

IC SOCKET PAKS
SJ36 14 8pin SJ41 6 22 pin
SJ37 12 14 pin SJ42 5 24 pin
SJ38 11 16 pin SJ43 4 28 pin
SJ39 8 18 pin SJ44 3 40 pin
SJ40 7 20 pin
ALL AT ONLY £1 EACH

SIL. DIODES
200 Mixed Diodes - mainly SILICON case DO-7, OA200/202. General purpose 200mA marked and uncoded - you to sort and test - Outstanding Value!
O No. SJ128 **£1 per pak**

DIODES
300 IN4148 Type uncoded Silicon Diodes. Case DO-35 you to test.
O No. SJ129 **£1 per Pak**
Silicon Fast Switch
NPN - like 2N706 2N2369 - You select by test!
O No. SJ125 **50 for £1**

AERIALS
FM Indoor Tape/Ribbon Aerial
O No. 107 **40p each**
HI-FI CAR AERIAL
4-section fully retractable and locking.
SPECIAL PRICE
O/No. 109 **£1.40 each**

VOLTAGE REGULATORS
Cast TO220
Positive Negative
uA7805 £0.65 uA7905 £0.70
uA7812 £0.65 uA7912 £0.70
uA7815 £0.65 uA7915 £0.70
uA7818 £0.65 uA7918 £0.70
uA7824 £0.65 uA7924 £0.70

AUDIO AMPLIFIER
5 watt Audio Amplifier Module. Special Clearance Offer
O No. AL20 **£2.50**

GERM. TRANSISTORS
The last of the Germanium PNP OC71-71-75 etc. Mullard Black Glass Type - You test (5 could cost you that!)
O No. SJ126 **50 pcs £1**
GERM. POWER TRANS.
AD149-OC26-AD140..... **£0.50 each**
AD142-OC28-2N3614..... **£0.65 each**

STEREO 30
Completes 7 watt per channel Stereo Amplifier Board - includes amps, pre-amp, power supply, front panel, knobs, etc. PLUS transformer and real Teak Cabinet for that professional finish!

TEXAS NPN
Texas NPN silicon transistors, metal can - perfect and coded.
2S503-BC108, TO-18.
O No. SJ29 **50 off £2.50**
100 off £4. 1,000 off £35

HEADPHONES
NEW Improved Lightweight Stereo Headphones including double headband and padded earcups - Impedance 8ohms Frequency 30-18000HZ. ALL Black.
O No. 885 **£4**
As above but with coiled lead and rotary volume controls.
O No. 884 **£7**

VERO PLASTIC CASE
Complete with lid and fixing screws. Finished white. Size: 72mm x 50mm x 25mm.
O No. 173 **35p each**

SPECIAL SALE PRICE
SAVING £5!
OUR PRICE £25

AUDIO ACCESSORIES
SJ75. FM coax cable - plain copper conduction cellular polythene insulated and plain copper braided PVC sheath - impedance 75ohms.
£0.10 per metre
SJ76. 1 Board containing 2 x 5pin DIN sockets 180° 02-2pin DIN loudspeaker sockets £0.30. SJ77. A 5pin DIN 180° chassis/normal socket incl. DPDT Switch £0.20.

HEADPHONE ACCESSORIES
7 metre Headphone Extension Lead
O No. 136. **£1.50.**

BI-PAK'S OPTO BARGAIN OF THE YEAR
Valued at over £10 - Normal Retail - We offer you a pack of 25 Opto devices to include LED's Large and Small in Red, Green, Yellow and Clear. 7 Segment Displays both Common Cathode and Common Anode PLUS bubble type displays - like DL-33. Photo Transistors - similar to OCP71 and Photo Detectors - like MEL11-12. This whole pack of 25 devices will cost you just **£4.00!**
And we guarantee your money back if you are not completely satisfied.
FULL data etc. included
O/No. SJ120.

DISC CERAMIC CAP.
100 Disc Ceramic CAP. Mixed values covering complete range 3PF-4,700PF. SUPER VALUE
O No. SJ121. **£1.00.**

HEADPHONE JUNCTION BOX
Gives facility for using Stereo Headphones with amplifiers and radiogrammes which do not have a headphone outlet. TO CLEAR!
O No. 881. **£1.20 each.**

ANTEX
Antex X25 Iron - 25 watt soldering iron OUR SUPER SALE PRICE, Great reduction.
O No. 1931. **£4.00.**
ST3 Iron Stand - Suitable for above - OUR Sale Price
O No. 1939. **£1.25 each.**

SILICON TRANS.
SJ25. 100 Silicon NPN transistors all perfect and coded - mixed types with data and equivalent sheet - no rejects..... **£2.50**
SJ26. 100 Silicon PNP transistors all perfect and coded - mixed types and cases, data and equivalent sheet..... **£2.50**
SJ27. 50 Assorted pieces of SCR's, diodes and rectifiers incl. stud types, all perfect - no rejects, fully coded - data incl..... **£2.50**

PRECISION VOM MULTITESTER
20,000ohms volts DC Complete with test leads and Instructions.
OUR SPECIAL OFFER PRICE £11.00 each
Use your Barclay or Access Card!
O/No. 1323

LED
2nd Quality Paks
1507. 10 Assorted colours and sizes..... **£0.65**
S122. 10 12S RED..... **£0.50**
S123. 10 2 RED..... **£0.50**

LED CLIPS
1508. 125. 125..... **5 for £0.10**
1508. 2. 2..... **5 for £0.12**

METERS
23mm Level Meter Special Sale Price.
O No. 1320. **£1.00.**
40mm V.U. Meter OUR SPECIAL PRICE
O No. 1321. **£1.50.**

TTL's
SJ28. 20 TTL74 series gates - assorted 7401-7460..... **£1.00**
SJ53. Mammoth IC Pak Approx. 200 pcs assorted fall-out integrated circuits including logic 74 series - Linear audio and DTL many coded devices but some unmarked you to identify..... **£1.00**

NPN TRANSISTORS
SJ68. 30 ZTX300 type transistors NPN preformed for P C Board colour coded Blue all perfect..... **£1.00**
SJ70. 25 BC107 NPN TO106 case perfect transistors Green Spot..... **£1.00**
SJ71. 25 BC177 PNP TO106 case perfect transistors code C1395..... **£1.00**
SJ72. 4 2N3055 silicon power NPN transistors TO3..... **£1.00**

MISCELLANEOUS
SJ20. 2 Large croc clips 25A rated - ideal for battery chargers etc..... **£0.30**
SJ21. Large 7/2" Mains Neon Tester - screw-driver chrome finish..... **£0.85**
SJ22. Small pocket size Mains Neon Tester screwdriver..... **£0.55**
SJ23. Siemens 220v AC relay DPDT contacts 10amp rating housed in plastic case..... **£1.00**
SJ24. Black PVC tape (3/8) 15mm x 25m strong tape for electrical and household use..... **£0.35 per roll**

PLUGS & SOCKETS
Set of 4 1-metre Colour coiled leads with phono plug ends - ideal for audio and test use. Outstanding Value
O No. SJ122. **£1.00 per Pak**
1mm Plugs & Sockets in Red & black
O No. SJ123. **5 prs. £1.00**

RESISTORS
SJ1. 200 Resistors mixed values..... **£0.50**
SJ2. 200 Carbon resistors 1/4-1/2 watt preformed..... **£0.50**
SJ3. 100 1/8 watt miniature resistors mixed values..... **£0.50**
SJ4. 60 1/2 watt resistors mixed values..... **£0.50**
SJ5. 50 1-2 watt resistors mixed pot values..... **£0.50**
SJ7. 30 2-10 watt wirewound resistors mixed..... **£0.50**

POTENTIOMETERS
16173. 15 Assorted Pots..... **£0.50**
SJ54. 20 Assorted Slider Pots..... **£1.00**
SJ56. 10 100K Lin Slider Pots 40mm..... **£0.50**
16186. 25 Pre-sets Assorted..... **£0.50**
SJ49. 8 Dual gang carbon pots log and lin mixed values..... **£1.00**
SJ50. 20 Assorted slider knobs chrome black..... **£1.00**

ODDMENTS
16170. 50 metres asst. colours single strand wire..... **£0.50**
16187. 30 metres stranded wire mixed colours..... **£0.50**
16178. 5 Main slider switches assorted..... **£0.50**
SJ76. 1 Board containing 2 x 5-pin, DIN sockets 180° & 2 x 2-pin, DIN loudspeaker sockets..... **£0.30**

CAPACITORS
SJ11. 150 Capacitors mixed types and values..... **£0.50**
SJ12. 60 Electrolytics all sorts mixed..... **£0.50**
SJ13. 40 Polyester polystyrene capacitors mixed values..... **£0.50**
SJ14. 50 C280 type capacitors mixed..... **£1.00**
SJ15. 40 High quality electrolytics 100-470mfd..... **£1.00**
SJ16. 40 Low volts electrolytics mixed values up to 10v..... **£0.50**

CASSETTES SUPER VALUE And A GREAT SAVING!!!
C120 Dindy Cassettes Low noise astounding value and sound O/No. SJ32
10 for £3.50

METAL SLIDERS
Metal Case Dual Slider Pots: 45mm travel
SJ65. 10K loq..... **£0.25 each**
SJ66. 100K lin..... **£0.25 each**
SJ67. Chrome slider knobs to fit..... **£0.10 each**

KNOBS
SJ62. 5 15mm chrome knobs standard push fit..... **£0.50**
SJ63. Instrument knob black winged (29 x 20mm) with pointer. 1/4" standard screw fit..... **£0.15**
SJ64. Instrument knob black silver aluminium top (17 x 15mm) 1/4" standard screw fit..... **£0.12**

TRANSFORMERS
MINIATURE MAINS Primary 240v.
No. Secondary.....
2021. 6v-0-6v 100mA..... **£0.75**
2022. 9v-0-9v 100mA..... **£0.75**
2023. 12v-0-12v 100mA..... **£0.95**
2035. 240v Primary 0-55v 2A Secondary..... **£5.50**

BI-PAK

Send your orders to: DEPT WW8, BI-PAK PO BOX 6 WARE HERTS. SHOP AT: 3 BALDOCK ST. WARE HERTS. TERMS: CASH WITH ORDER, SAME DAY DESPATCH, ACCESS. BARCLAYCARD ALSO ACCEPTED. TEL: (0920) 3182. GIRO 388 7006 ADD 15% VAT AND 50p PER ORDER POSTAGE AND PACKING

TART

J. L. Linsley Hood High Quality Cassette Recorders

LINSLEY HOOD CASSETTE RECORDER 2




Our new improved performance model of the Linsley Hood Cassette Recorder incorporates our VFL 910 vertical front mechanism and circuit modifications to increase dynamic range. Board layouts have been altered and improved but retain the outstandingly successful mother and daughter arrangement used on our Linsley Hood Cassette Recorder 1.

This latest version has the following extra features. Ultra low wow-and-flutter of .09% — easily meets DIN Hi-fi spec. Deck controls latch in rewind modes and do not have to be held. Full Auto stop on all modes. Tape counter with memory rewind. Oil damped cassette door. Latching record button for level setting. Dual concentric input level controls. Phone output. Microphone input facility if required. Record interlock prevents re-recording on valued cassettes. Frequency generating feedback servo drive motor with built-in speed control for thermal stability. All these desirable and useful features added to the excellent design of the Linsley-Hood circuits and the quality of the components used makes this new kit comparable with built-up units of much higher cost than the modest £94.90 + VAT we ask for the complete kit.

LINSLEY HOOD CASSETTE RECORDER 1



We are the Designer Approved suppliers of kits for this excellent design. The Author's reputation tells all you need to know about the circuitry and Hart expertise and experience guarantees the engineering design of the kit. Advanced features include: High quality separate VU meters with excellent ballistics. Controls, switches and sockets mounted on PCB to eliminate difficult wiring. Proper moulded escutcheon for cassette aperture improves appearance and removes the need for the cassette transport to be set back behind a narrow finger trapping slot. Easy to use, robust Lenco mechanism. Switched bias and equalisation for different tape formulations. All wiring is terminated with plugs and sockets for easy assembly and test. Sophisticated modular PCB system gives a spacious, easily built and tested layout. All these features added to the high quality metalwork make this a most satisfying kit to build. Also included at no extra cost is our new HS15 Sendust Alloy record/play head, available separately at £7.60 plus VAT, but included FREE as part of the complete kit at £81.50 plus VAT. REPRINTS of the 3 articles describing this design 45p No VAT. REPRINT of Postscript article 30p No VAT.



VFL 910

VFL 910. Vertical front loading Super Hi-fi deck, as used in our new Linsley-Hood Cassette Recorder 2. £31.99 + VAT. Set of knobs £1.46 + VAT.

LINSLEY-HOOD 30 WATT AMPLIFIER



The very latest amplifier design to be published and in our opinion the best yet. The concept was to produce an amplifier that sounded as good as the authors 75 watt design but which was cheaper and simple to build for applications where the higher power is not needed. This new kit is designed to match the Linsley-Hood Cassette Recorder 2 and a tuner will be available later to make a complete stackable system. A very advanced assembly system has been devised by us to make construction ultra simple and anyone who can solder components in a printed circuit board will find it great fun. Conventional wiring is at an irreducible minimum, only being needed to connect the mains transformer and pilot light. For an amplifier of this quality this kit represents incredible value for money.

All parts can be bought separately at a total cost of £79.12 but complete kits are available at a special introductory discount price of only £65 + VAT.

CASSETTE HEADS

HS15 SENDUST ALLOY SUPER HEAD. Stereo R/P. Longer life than Permalloy. Higher output than Ferrite. Fantastic frequency response. Complete with data	7.60
HC20 Stereo Permalloy R/P head for replacement uses in car players, etc.	4.25
HM90 Stereo R/P head for METAL tape. Complete with data	7.20
H561 Special Erase Head for METAL tape	4.90
H524 Standard Ferrite Erase Head	1.50
4-Track R/P Head. Standard Mounting	7.40
R484 2/2 (Double Mono) R/P Head. Std. Mtg.	4.90
ME151 2/2 Ferrite Erase. Large Mtg.	4.25
CCE/8M 2/2 Erase. Std. Mtg.	7.90

We are the actual importers of these heads and invite Trade/quantity enquiries.

All prices plus VAT

We regret that due to the latest increase in postal costs we must now charge for carriage. Please add as follows:

Order up to £10 — 50p
Orders £10 to £49 — £1 P&P
Over £50 — £1.50

Export Orders — Postage or shipping at cost plus
£2 Documentation and Handling

Please send 9x4 SAE for lists giving fuller details and price breakdowns.

Instant easy ordering, telephone your requirements
and credit card number to us on
Oswestry (0691) 2894

Personal callers are always welcome
but please note we are closed all day Saturday

STUART TAPE CIRCUITS

(For reel-to-reel decks)

These circuits are just the thing for converting that old valve tape deck into a useful transistorised recorder. Total system is a full three head recorder with separate record and replay sections for simultaneous off tape monitoring. We also stock the heads. This kit is well engineered but does not have the detailed instructions that we give with our more recent designs. We would not therefore recommend it to beginners. Reprints of the original three articles 45p. Post free. No VAT.



TART

4118

HART ELECTRONIC KITS LTD
PENYLAN MILL OSWESTRY
SHROPSHIRE
phone (0691) 2894
Telex 35661
Hartel G

Guide to Broadcasting Stations

18th Edition

Around the world some thousands of radio stations are sending signals. If you're receiving, this standard guide will tell you who's where. It lists stations broadcasting in the long, medium, short wave and vhf bands, dealing with them by frequency, geographical location and alphabetical order. Sections are helpfully cross referenced. The Wireless World Guide to Broadcasting Stations is the eighteenth edition of a publication which has sold over 270,000 copies. In addition to the stations data, it includes much useful information on radio receivers, aerials, propagation, signal identifications and reception reports.

£3.25 inc. postage.

To: General Sales Dept., Room CP34
Dorset House, Stamford Street, London SE1 9LU

Please send me _____ copy/ies of the Wireless World Guide to Broadcasting Stations (18th edition) @ £3.25 a copy inclusive, (U.K.), \$8 overseas, remittance enclosed. Cheque/P.O. payable to IPC Business Press Ltd.

Name _____
(please print)
Address _____

Registered in England No. 677128
Registered Office: Dorset House, Stamford Street, London SE1 9LU

U.K. RETURN OF POST MAIL ORDER SERVICE, ALSO WORLDWIDE EXPORT SERVICE

BSR DE LUXE AUTOCHANGER

Plays 12", 10" or 7" records, Auto or Manual. A high quality unit backed by BSR reliability. Stereo Ceramic Cartridge, AC 200/250V. Size 13½" x 11¼". 3 speeds. Above motor board 3¼". Below motor board 2½". with Ceramic Stereo cartridge.



£20 Post £2

Ready cut Mounting Board £1 extra

GARRARD AUTOCHANGER CC10A.

3 speed stereo cartridge. Plays all sizes of records, 7", 10", 12". Turntable 7in. £8.50, post £1.

HEAVY METAL PLINTHS

Cut out for most BSR or Garrard decks. Silver grey finish. Size 16 x 14 x 3in.

Post £2.00

£4.50

£6.00

Tinted Cover for above Special Tinted Plastic Cover for above

Sizes: 14½ x 12½ x 4¼in. or 14½ x 12½ x 3in. £3.50. 15½ x 13½ x 4in. £4. 18 x 13½ x 4in. £6. 17½ x 9½ x 3½in. £3. 18 x 12½ x 3in. £6. 18 x 13½ x 3½in with standup hinges £7. Ideal for record decks, tape decks, etc.

Post £2

BSR SINGLE PLAYER DECKS

BSR P182 3 speeds flared aluminium turntable "S" shape arm, cueing device, ceramic cartridge £26 Post £2.00. Ready cut mounting board. £1 extra



BSR C142 RIM DRIVE QUALITY DECK

Manual or automatic play. Two speeds. Precision ultra slim arm. Cueing device. Bargain price

£20

Post £2

With stereo ceramic cartridge BSR P207 BUDGET SINGLE PLAYER ideal for disco or small two-speed Hi-Fi system with stereo cartridge cartridge and cueing device.

£15

Post £2

GARRARD 6-200 SINGLE PLAYER DECK

Brushed Aluminium Arm with stereo ceramic cartridge and Diamond Stylus, 3-speeds. Manual and Auto Stop/Start. Large Metal Turntable. Cueing Device and Pause Control

Ready cut mounting board only £1 extra.

£22 Post £2

ELAC HI-FI SPEAKER 10in. TWIN CONE

Large ceramic magnet. 50-16,000 c/s. bass resonance 40 c/s. 8 ohm impedance. 10 watts RMS.

£7.95 Post 99p



POTENTIOMETERS Carbon Track

5kΩ to 2MΩ. LOG or LIN. L/S 50p. DP 90p. Stereo L/S £1.10. DP £1.30. Edge Pot 5K. SP 45p. Sliders Mono 65p. Stereo 85p.

EMI 13½ x 8in. LOUDSPEAKERS

With tweeter and crossover. 10 watt. 8 ohm. 15 watts. 3 or 8 ohm.

£9.95

Post 99p

£10.95

Post 99p

Bass woofer 15 ohm. 20 watt. £10.95 Post 99p

THE "INSTANT" BULK TAPE ERASER

Suitable for cassettes, and all sizes of tape reels. AC mains 200/250V.

Will also demagnetise small tools

Head Demagnetiser only £5 Post 50p



RELAYS. 12V DC 95p. 6V DC 85p.

BLANK ALUMINIUM CHASSIS. 6 x 4—95p; 8 x 6—£1.40; 10 x 7—£1.55; 12 x 8—£1.70; 14 x 9—£1.90; 16 x 6—£1.85; 16 x 10—£2.20. ANGLE ALL. 6 x ¾ x ¼in—25p.

ALUMINIUM PANELS. 6 x 4—24p; 8 x 6—38p; 14 x 3—40p; 14 x 7—54p; 12 x 8—70p; 12 x 5—44p; 16 x 6—70p; 14 x 9—94p; 12 x 12—£1; 16 x 10—£1.16.

PLASTIC AND ALI BOXES IN STOCK. MANY SIZES

ALUMINIUM BOXES. 4 x 4 x 1½. 4 x 2 x 1. 3 x 2 x 1 70p. 6 x 4 x 2. £1.20. 7 x 5 x 2½. £1.45. 8 x 6 x 3. £2.20. 10 x 7 x 3. £2.50. 12 x 5 x 3. £2.30. 12 x 8 x 3.

BRIDGE RECTIFIER 200V PIV 4 amp £1.50. 8 amp £2.50.

TOGGLE SWITCHES SP 30p. DPST 40p. DPT 50p.

PICK-UP CARTRIDGES ACOS. GP91 £2.00. GP94 £2.50.

SONOTONE 9TAHC Diamond £3.75. V100 Magnetic £6.50.

RESISTORS. 10Ω to 10M. ¼W. ½W. 1W. 1p; 2W 10p.

HIGH STABILITY. 1/2W 2% 10 ohms to 1 meg. 8p. Ditto 5% Preferred values. 10 ohms to 10 meg. 3p.

MINI-MULTI TESTER

Deluxe pocket size precision moving coil instrument, jewelled bearings—2000 o.p.v. Battery included

11 instant ranges measure: OC volts 10, 50, 250, 1000. AC volts 10, 50, 250, 1000. DC amps 0-100 mA.

Continuity and resistance 0-1 meg ohms in two ranges.

Complete with Test Prods and instruction book showing how to measure capacity and inductance.

50p post and insurance.

£6.50

HIGH QUALITY

JVC DECK

£28.50

Post £2

J.V.C. BELT DRIVE STEREO DECK

Detachable head, adjustable counter balance weight, hydraulic damped cueing platform, automatic pick-up arm return, 2 speeds 33 and 45 rpm, suppression circuit to start stop switch, 240V AC motor, dynamic pendulous bias compensator. Teak veneered base. 19in. x 14½in £9. Post £2. plastic cover £6, post £2. Suitable stereo magnetic cartridge £6.50 extra.

RCS SOUND TO LIGHT KIT Mk. 2

Kit of parts to build a 3 channel sound to light unit 1,000 watts per channel. Suitable for home or disco. Post 50p

Easy to build. Full instructions supplied. Cabinet £4.50 extra. Will operate from 200MV to 100 watt signal. 200 Watt Rear Reflecting White Light Bulbs. Ideal for Disco Lights, Edison Screw. 6 for £4, or 12 for £7.50. Post 50p.

"MINOR" 10 watt AMPLIFIER KIT £12.50

This kit is suitable for record players, guitars, tape playback, electronic instruments or small PA systems. Two versions available: Mono, £12.50; Stereo, £20. Post 45p. Specification 10W per channel; input 100mV; size 9½ x 3 x 2in. approx. SAE details. Full instructions supplied. AC mains powered. Input can be modified to suit guitar.

RCS STEREO PRE-AMP KIT.

All parts to build this pre-amp. Inputs for high, medium or low imp per channel, with volume control and PC Board. £2.95

Can be ganged to make multi-way stereo mixers Post 35p

MAINS TRANSFORMERS ALL POST 99p.

250-0-250V 70mA, 6.5V 2A	£3.45
250-0-250V 80mA, 6.3V 3.5A, 6.3V 1A	£4.60
300-0-300V 200mA, 6.3V 2A, 6.3V 2A, 6.3V 3A	£12.00
300-0-300V 120mA, 2x6.3V 2A C.T., 5V 2A	£10.00
220V 45mA, 6.3V 2A	£2.50

GENERAL PURPOSE LOW VOLTAGE.

Tapped outputs available

2 amp. 3, 4, 5, 6, 8, 9, 10, 12, 15, 18, 25 and 30V	£6.00
1 amp. 6, 8, 10, 12, 16, 18, 20, 24, 30, 36, 40, 48, 60	£5.00
2 amp. 6, 8, 10, 12, 16, 18, 20, 24, 30, 36, 40, 48, 60	£9.50
3 amp. 6, 8, 10, 12, 16, 18, 20, 24, 30, 36, 40, 48, 60	£12.50
5 amp. 6, 8, 10, 12, 16, 18, 20, 24, 30, 36, 40, 48, 60	£16.00

12V, 100mA £1.30 20V, 40V, 60V, 1 amp £4.00
 12V, 750mA £1.75 12V, 3 amp £3.50
 10-0-10V 2amp £3.00 10V, 30V, 40V, 2 amp £3.50
 30V, 5 amp and 17V-0-17V, 20V, 1 amp £3.00
 2 amp £4.00 40V, 2 amp £3.50
 0.5, 8, 10, 16V, 4 amp £2.50 20V-0-20V, 1 amp £3.50
 9V, 3 amp £3.50 30V-0-30V, 2 amp £8.00
 25-0-25V 2 amp £4.50 2 of 18V, 6 amp, each £11.00
 30V, 1½ amp £3.00 2 amp £3.50 12-0-12V, 2 amp £3.50
 6V ½ amp £2.00 9V, ¼ amp £1.50
 15-0-15V, 2 amp £3.75 32-0-32V, 8½ amp £11.00

AUTO TRANSFORMERS. 115V to 240V or 240V to 115V 150W £8 500W £10.00.
 FULL WAVE BRIDGE CHARGER RECTIFIERS 6 or 12V outputs, 2 amp £1, 4 amp £1.75.
 CHARGER TRANSFORMERS. 3 amp £4.00, 4 amp £6.50.
 12V, 1½ amp Half Wave Selenium Rectifier 25p.

OPUS COMPACT SPEAKERS

FLUTED WOOD FRONTS TEAK VENEERED CABINET 11 x 8½ x 7in 50 to 14,000 cps 15 watts 8 ohm. Post £2 £20 pair

LOW VOLTAGE ELECTROLYTICS ALL 10p

1 mfd, 2mfd, 4mfd, 8mfd, 10mfd, 16mfd, 25mfd, 30mfd, 50 mfd, 100mfd, 250 mfd. All 15 volts. 22 mfd/6V/10v; 25 mfd/6V/10v; 47 mfd/10v; 50 mfd/6v; 68 mfd/6v/10v/16v/25v; 100 mfd/10v; 150 mfd/6v/10v; 200 mfd/10v/16v; 220 mfd/4v/10v/16v; 330 mfd/4v/10v; 500 mfd/6v; 680 mfd/6v/10v/16v; 1000 mfd/2.5v/4v/10v; 1500 mfd/6v/10v/16v; 2200 mfd/6v/10v; 3330 mfd/6v; 4700 mfd/4v. ALL 10p.

500mF 12V 15p; 25V 20p; 50V 30p.
 1000mF 12V 17p; 25V 35p; 50V 47p; 100V 70p.
 2000mF 6V 25p; 25V 42p; 40V 60p; 1200mF 76V 80p.
 2500mF 50V 62p; 3000mF 25V 47p; 50V 65p.
 4500mF 64V £2. 4700mF 63V £1.20. 2700mF 76V £1.
 5000mF 35V 85p. 5600mF 76V £1.75

HIGH VOLTAGE ELECTROLYTICS

8/350V 35p	8+8/450V 75p	50+50/300V 50p
16/350V 45p	8+16/450V 75p	32+32/450V 90p
32/500V 75p	16+16/450V 75p	100+100/275V 65p
50/500V £1.20	32+32/350V 50p	150+200/275V 70p
8/800V £1.20	50+50/500 £1.80	220/450V 95p
16/500V 65p		80+40/500V £2

SHORT WAVE 1000pf air spaced gangable tuner, 95p.
 TRIMMERS 10pF, 30pF, 50pF, 5p, 100pF, 150pF, 15p.
 CERAMIC, 1pF to 0.01mF, 5p. Silver Mica 2 to 5000pF, 5p.
 PAPER 350V-0.1 7p; 0.5 13p; 1mF 150V 20p; 2mF 150V 20p; 500V-0.001 to 0.05 12p; 0.1 15p; 0.25 25p; 0.47 35p.
 MICRO SWITCH SINGLE POLE CHANGE OVER 20p.
 SUB-MIN MICRO SWITCH, 25p. Single pole change over.
 TWIN GANG, 385 + 385pF 80p; 500pF slow motion 75p.
 365 + 365 + 25 + 25p. Slow motion drive 85p. 120pF 50p.
 TRANSISTOR TWIN GANG, Japanese Replacement 50p.
 NEON PANEL INDICATORS 250V 30p.
 ILLUMINATED ROCKER SWITCH, single pole. Red 65p.
 WIRE-WOUND RESISTORS 5 watt, 10 watt, 15 watt 15p.
 CASSETTE MOTOR, 6 volt £1.00
 CASSETTE MECHANISM, Mono heads, no motor £3.00
 U.H.F. COAXIAL CABLE SUPER LOW LOSS, 25p yd.

BAKER LOUDSPEAKERS "SPECIAL PRICES"

MODEL	SIZE INCHES	OHMS	POWER WATTS	TYPE	OUR PRICE
MAJOR	12	4-8-16	30	HI-FI	£12
DELUXE MK II	12	8-16	15	HI-FI	£14
SUPERB	12	8-16	30	HI-FI	£20
AUDITORIUM	12	8-16	45	HI-FI	£20
AUDITORIUM	15	8-16	60	HI-FI	£29
GROUP 35	12	4-8-16	40	PA	£12
GROUP 45	12	4-8-16	45	PA	£15
GROUP 50	12	4-8-16	60	PA	£20
GROUP 75	12	4-8-16	75	PA	£22
GROUP 100	12	8-16	100	PA	£26
GROUP 100	15	8-16	100	PA	£29
DISCO 100	12	8-16	100	DISCO	£26
DISCO 100	15	8-16	100	DISCO	£29

BAKER 50 WATT AMPLIFIER

£69 Post £2.00

Ideal for Halls/PA systems, Discos and Groups. Two inputs. Mixer, Volume Controls, Master Bass, Treble and Gain Controls. 50 watts r.m.s. Three loudspeaker outlets 4, 8, 16 ohms.

BAKER 150 WATT MIXER / AMPLIFIER

Professional 4 inputs with volume controls. Will mix mics, decks, musical instruments, etc.

Slave version available £75
 100 Volt Line £14 extra.

£89 Post £2.00

FAMOUS LOUDSPEAKERS "SPECIAL PRICES"

MAKE	MODEL	SIZE	WATTS POWER	OHMS	OUR PRICE
SEAS	TWEETER	4in round	50	8	£7.50
GOODMANS	TWEETER	3¼in square	25	8	£4.00
AUDAX	TWEETER	3¼in square	60	8	£10.50
SEAS	MID-RANGE	4in	50	8	£7.50
SEAS	MID-RANGE	5in	80	8	£10.50
SEAS	MID-RANGE	4½in	100	8	£12.50
GOODMANS	FULL-RANGE	5½in	15	8	£6.50
GOODMANS	FULL-RANGE	8in	20	8	£5.50
SEAS	WOOFER	8in	30	8	£14.00
R.C.S.	GENERAL	10in	20	8	£8.50
McKENZIE	DISCO-GROUP	15in	150	8+16	£56.00
CELESTION	DISCO-GROUP	18in	100	8+16	£59.00
CELESTION	DISCO-GROUP	18in	200	8+16	£69.00

TEAK VENEERED HI-FI SPEAKER CABINETS

For 13x8in. or 8in. speaker £9.50 Post 99p
 For 6½in. speaker and tweeter £8.50 Post 99p
 Many other cabinets in stock. Phone your requirements.
 SPEAKER COVERING MATERIALS. Samples Large S.A.E.
 LOUDSPEAKER CABINET WADDING 18in wide 25p ft.

GOODMANS TWIN AXIOM 8 inch dual cone loudspeaker. 8 ohm, 15 watt hi-fi unit £10.50. Post £1.

CROSSOVERS. TWO-WAY 3000 c/s 3 or 8 or 15 ohm £1.90. 3-way 950 cps/3000 cps. £2.20.
 LOUDSPEAKERS PM 3 ohm 7x4in. £1.50; 6½in., £2.20; 8x5in., £2.50; 8in., £2.50.

SPECIAL OFFER: 64 ohm, 2½in., 35 ohm, 3in., 25 ohm, 2½in., 3in., 5x3in., 7x4in., 8 ohm, 2in., 2½in., 3in., 3½in., 5in., 15 ohm, 3½in. dia, 6x4in., 7x4in., 5x3in., 3 ohm, 4in., 5in., 7x4in., 120 ohm dia, £1.50 each.

RICHARD ALLAN TWIN CONE LOUDSPEAKERS
 8in. diameter 4W £2.50, 10in. diameter 5W £3.50.
 12in. diameter 6W £4.50, 3 or 8/15 ohms, please state.

MOTOROLA PIEZO ELECTRIC HORN TWEETER £6.50

Handles up to 100 watts. No crossover required.
 BLACK PLASTIC CONSTRUCTION BOX with brushed aluminium fascia. Sturdy job. Size 6½ x 4¾ x 2in. £1.50

GOODMANS RUBBER SURROUND BASS WOOFER

Standard 12in. diameter fixing with cut sides 12" x 10". 14,000 Gauss magnet. 20 watts RMS 4 ohm imp.
 Bass resonance = 30 c.p.s.
 Frequency response 20-8000 c.p.s.
 BARGAIN, £8.50. Post £2

ALUMINIUM HEAT SINKS. FINNED TYPE.

Sizes 5" x 4" x 1" 95p. 6½" x 2" x 2¼" 45p.
 JACK PLUGS Mono Plastic 25p; Metal 30p.
 JACK PLUGS Stereo Plastic 30p; Metal 35p.
 JACK SOCKETS. Mono Open 20p; Closed 25p.
 JACK SOCKETS Stereo Open 25p; Closed 30p.
 FREE SOCKETS—Cable end 30p.
 2.5mm and 3.5mm JACK SOCKETS 15p.
 2.5mm and 3.5mm JACK PLUGS 15p.
 DIN TYPE CONNECTORS
 Sockets 3-pin, 5-pin 10p. Free Sockets 3-pin, 5-pin 25p.
 Plugs 3-pin 20p; 5-pin 25p.
 PHONO PLUGS AND SOCKETS ea. 10p.
 Free Socket for cable end ea. 15p.
 Screened Phono Plugs ea. 15p.
 TV CONVERGENCE POTS 15p each
 Values = 5, 7, 10, 20, 50, 100, 200, 250, 470, 2000 ohms.

"VALVES" special offer subject to being unsold £1 ea. Post Free

6AM6	12K7GT	PCF82	PL84	EF80	EF80
6K9G	35L6GT	PCF86	PY33	UF85	EM84
6GT6	95A1	PC182	PY60	EC84	EM85
6V6G	UY41	PC184	PY82	ECF80	EM87
120TGT	35Z4GT	PL81	PY83	ECL80	EY51
12X8M	PC88A	PL82	E891	ECL82	EY86
25Y6G	PC89B	PL83	EB81	EF41	EZ40

8K ON BOARD MEMORY!

5K RAM, 3K ROM or 4K RAM, 4K ROM (link selectable). Kit supplied with 3K RAM, 3K ROM. System expandable for up to 32K memory.

2 KEYBOARDS!

56 Key alphanumeric keyboard for entering high level language plus 16 key Hex pad for easy entry of machine code.

GRAPHICS!

64 character graphics option — includes transistor symbols! Only £18.20 extra!

MEMORY MAPPED

High resolution VDU circuitry using discrete TTL for extra flexibility. Has its own 2K memory to give 32 lines for 64 characters.

KANSAS CITY

Low error rate tape interface.



Cabinet size 19.0" x 15.7" x 3.3"

Television not included in price

2 MICROPROCESSORS

Z80 the powerful CPU with 158 instruction including all 78 of the 8080, controls the MM57109 number cruncher. Functions include +, -, *, /, squares, roots, logs exponentials, log functions, inverses, etc. Range 10-99 to 9 x 19-99 to 8 figures plus 2 exponent digits.

EFFICIENT OPERATION

Why waste valuable memory on sub routines for numeric processing? The number cruncher handles everything internally!

RESIDENT BASIC

With extended mathematical capability. Only 2K memory used but more powerful than most 8K Basics!

1K MONITOR

Resident in EPROM.

SINGLE BOARD DESIGN

Even keyboards and power supply circuitry on the superb quality double-sided plated through-hole PCB.

COMPLETE KIT

NOW ONLY

£225 + VAT!

PSI COMP 80

Z80 Based powerful scientific computer.

Design as published in

WIRELESS WORLD

The kit for this outstandingly practical design by John Adams published in a series of articles in Wireless World really is complete!

Included in the PSI COMP 80 scientific computer kit is a professionally finished cabinet, fibre-glass double sided, plated-through-hole printed circuit board, 2 keyboards PCB mounted for ease of construction, IC sockets, high reliability metal oxide resistors, power supply using custom designed toroidal transformer, 2K Basic and 1K monitor in EPROMS and, of course, wire, nuts, bolts, etc.

KIT ALSO AVAILABLE AS SEPARATE PACKS

For those customers who wish to spread their purchase or build a personalised system the kit is available as separate packs e.g. PCB (16" x 12.5") £43.20. Pair of keyboards £34.80. Firmware in EPROMS £30.00. Toroidal transformer and power supply components £17.60. Cabinet (very rugged, made from steel, really beautifully finished) £26.50. P.S. Will greatly enhance any other single board computer including OHIO SUPERBOARD for which it can be readily modified. Other packs listed in our FREE CATALOGUE.

PSI COMP 80 Memory Expansion System

Expansion up to 32K all inside the computer's own cabinet!

By carefully thought-out engineering a mother board with buffers and its own power supply (powered by the computer's transformer) enables up to 3 8K RAM or 8K ROM boards to be fitted neatly inside the computer cabinet. Connections to the mother board from the main board expansion socket is made via a ribbon cable.

Mother Board:	Fibre glass double sided plated through hole PCB 8.7" x 3.0" set of all components including all brackets, fixing parts and ribbon cable with socket to connect to expansion plug	£39.90
8K Static RAM board	Fibre glass double sided plated through hole PCB 5.6" x 4.8"	£12.50
	Set of components including IC sockets, plug and socket but excluding RAMs	£11.20
	21 14L RAM (16 required)	£4.50
	Complete set of board, components, 16 RAMS	£89.50
8K ROM board	Fibre glass double sided plated through hole PCB 5.6" x 4.8"	£12.40
	Set of components including IC sockets, plug and socket but excluding ROMs	£10.70
	2708 ROM (8 required)	£8.00
	Complete set of board, components, 8 ROMs	£78.50

OUR CATALOGUE IS FREE! WRITE OR PHONE NOW!

POWERTRAN ELECTRONICS

PORTWAY INDUSTRIAL ESTATE
ANDOVER HANTS SP10 3NN

ANDOVER
(0264) 64455


NEW!

ETI VOCODER

COMPLETE KIT

ONLY **£195 + VAT**

Being published in Electronics Today International



Panel size 19.0" x 5.25". Depth 12.2"

14 CHANNELS!
NOISE GENERATOR!
SLEW RATE CONTROL!

2 OSCILLATORS!
voiced / unvoiced detector!
LED PPM METERS!

Kit includes **FREE** foot control and test oscillator!

Like all our kits, the ETI VOCODER really is complete — fully finished metalwork, professional quality components (all resistors 2% metal oxide), nuts, bolts, etc. — even a 13A plug!

MANY MORE KITS
ON PAGES 103, 105

POWERTRAN

Value Added Tax not included in prices

PRICE STABILITY: Order with confidence! Irrespective of any price changes we will honour all prices in this advertisement until October 31st, 1980, if this month's advertisement is mentioned with your order. Errors and VAT rate change excluded.

EXPORT ORDERS: No VAT. Postage charged at actual cost plus £1 handling and documentation.

U.K. ORDERS: Subject to 15% surcharge for VAT. NO charge is made for carriage. Or current rate if changed.

SECURICOR DELIVERY: For this optional service (U.K. mainland only) add £2.50 (VAT inclusive) per kit.

SALES COUNTER: if you prefer to collect your computer from the factory. Call at Sales Counter. Open 9 a.m.-12 noon. 1-4.30 p.m. Monday-Thursday.

Z & I AERO SERVICES LTD.

Head Office: 42-44A-46 WESTBOURNE GROVE, LONDON W2 5SF
Tel. 727 5641 Telex 261306

RETAIL SHOP
85 TOTTENHAM COURT ROAD, W.1
Tel. 580-8403

SPECIAL OFFER OF BRAND NEW USSR MADE MULTIMETERS



TYPE	U4313	U4315
Sensitivity D.C.	20,000 o.p.v.	20,000 o.p.v.
Sensitivity A.C.	2,000 o.p.v.	2,000 o.p.v.
D.C. Current	60µA-1.5A	50µA-2.5A
A.C. Current	0.6mA-1.5A	0.5mA-2.5A
D.C. Volts	75mV-600V	75mV-1000V
A.C. Volts	15V-600V	1V-1000V
Resistance	1K-1M	300Ω-500kΩ
Capacity	0.5µF	0.5µF
Accuracy	1.5% D.C. 2.5% A.C.	2.5% D.C. 4% A.C.

Price complete with pressed steel carrying case and test leads
Packing and postage (U.K.)

£10.50
£1.50

£10.50
£1.50



TYPE U4324

D.C. Current:	0.06-0.6-60-600mA-3A
A.C. Current:	0.3-3-30-300mA-3A
D.C. Voltage:	0.6-1.2-3-12-30-60-120-600-1200V
A.C. Voltage:	3-6-15-60-150-300-600-900V
Resistance:	500Ω-5-50-500kΩ
Accuracy:	D.C. 2.5%. A.C. 4% (of F.S.D.)

PRICE complete with test leads and fibreboard storage case **£9.50**
Packing and postage (U.K.) **£1.20**

TYPE U4323

COMBINED WITH SPOT FREQUENCY OSCILLATOR



Sensitivity	20,000Ω/V
Voltage ranges	2.5-1000V A.C./D.C.
Current ranges	0.05-500mA D.C. only
Resistance	5Ω-1MΩ
Accuracy	5% F.S.D.
Oscillator output	1kHz 50/50 squarewave 465KHz sinewave modulated by 1KHz squarewave

PRICE, in carrying case, complete with leads and manual **£8.00**

Packing and postage (U.K.) **£1.00**

TYPE U4341

COMBINED MULTIMETER AND TRANSISTOR TESTER



Sensitivity:	16,700Ω/V D.C., 3,300Ω/V A.C.
Current:	0.06-0.6-6-60-600mA D.C., 0.3-3.0-30-300mA A.C.
Voltage:	0.3-1.5-6-30-60-150-300-900V D.C. 1.5-7.5-30-150-300-750V A.C.
Resistance:	2-20-200kΩ-2MΩ
Transistors:	Collector cut-off current 60µA max D.C. current gain 10.350 in two ranges

PRICE, complete with steel carrying case, test lead, battery and instruction manual **£9.50**
Packing and Postage (U.K.) **£1.50**

THIS OFFER IS VALID ONLY FOR ORDERS ACCOMPANIED BY REMITTANCE WHICH SHOULD INCLUDE DELIVERY CHARGES AS INDICATED AND 15% V.A.T. ON THE TOTAL

OUR 1980 CATALOGUE/PRICE LIST OF VALVES, SEMICONDUCTORS AND PASSIVE COMPONENTS IS AVAILABLE. PLEASE SEND P.O. for £0.60 FOR YOUR COPY

WW — 039 FOR FURTHER DETAILS

Every week, millions of advertisements appear in the press, on posters and in the cinema.

Most of them comply with the rules contained in the British Code of Advertising Practice and are legal, decent, honest and truthful.

But if you find one that, in your opinion, is wrong in some way, please write to us at the address below.

We would like you to help us keep advertising up to standard.

The Advertising Standards Authority. ✓
If an advertisement is wrong, we're here to put it right.

A.S.A. Ltd., Brook House, Torrington Place, London WC1E 7HN.

WW — 036 FOR FURTHER DETAILS

Happy Memories

4116 200ns	£3.95	4116 150ns	£5.50
2114 200ns	£3.95	2114 450ns	£3.45
2708 450ns	£4.95	2716 5 volt	£13.50
21L02 450ns	£1.00		

MEMOREX mini discs soft sectored — with FREE library case **£19.95** per ten.

SALE

We're moving shortly to new premises and don't want to carry much.

Bargains for all

All prices include VAT
30p postage on orders below £10

Access & Barclaycard

All orders to:

Dept. WW
19 Bevois Valley Road
Southampton, Hants, SO2 0JP
Telephone (0703) 39267

TRANSCENDENT DPX

DIGITALLY CONTROLLED, TOUCH SENSITIVE, POLYPHONIC, MULTI-VOICE SYNTHESIZER

Another superb design by synthesizer expert Tim Orr — published in *Electronics Today International*

The Transcendent DPX is a really versatile new 5 octave keyboard instrument. There are two audio outputs which can be used simultaneously. On the first there is a beautiful harpsichord or reed sound — fully polyphonic, i.e. you can play chords with as many notes as you like. On the second output there is a wide range of different voices, still fully polyphonic. It can be a straightforward piano or a honky tonk piano or even a mixture of the two! Alternatively you can play strings over the whole range of the keyboard or brass over the whole range of the keyboard or should you prefer — strings on the top of the keyboard and brass at the lower end (the keyboard is electronically split after the first two octaves) or vice versa or even a combination of strings and brass sounds simultaneously. And on all voices you can switch in circuitry to make the keyboard touch sensitive! The harder you press down a key the louder it sounds — just like an acoustic piano. The digitally controlled multiplexed system makes practical touch sensitivity with the complex dynamics law necessary for a high degree of realism. There is a master volume and tone control, a separate control for the brass sounds and also a vibrato circuit with variable depth control together with a variable delay control so that the vibrato comes in only after waiting a short time after the note is struck for even more realistic strong sounds.



Cabinet size 36.3" x 15.0" x 5.0" (rear) 3.3" (front)

COMPLETE KIT ONLY £299 +VAT

To add interest to the sounds and make them more natural there is a chorus/ensemble unit which is a complex phasing system using CCD (charge coupled device) analogue delay lines. The overall effect of this is similar to that of several acoustic instruments playing the same piece of music. The ensemble circuitry can be switched in with either strong or mild effects. As the system is based on digital circuitry digital data can be easily taken to and from a computer (for storing and playing back accompaniments with or without pitch or key change, computer composing, etc., etc.)

Although the DPX is an advanced design using a very large amount of circuitry, much of it very sophisticated, the kit is mechanically extremely simple with excellent access to all the circuit boards which interconnect with multiway connectors, just four of which are removed to separate the keyboard circuitry and the panel circuitry from the main circuitry in the cabinet. The kit includes fully finished metalwork, solid teak cabinet, professional quality components (all resistors 2% metal oxide), nuts, bolts, etc., even a 13A plug!

POWERTRAN

MANY MORE KITS ON PAGE 105. MORE KITS AND ORDERING INFORMATION ON PAGE 101

TRANSCENDENT 2000

SINGLE BOARD SYNTHESIZER

LIVE PERFORMANCE SYNTHESIZER DESIGNED BY CONSULTANT TIM ORR (FORMERLY SYNTHESIZER DESIGNER FOR EMS LIMITED) AND FEATURED AS A CONSTRUCTIONAL ARTICLE IN ELECTRONICS TODAY INTERNATIONAL.

The TRANSCENDENT 2000 is a 3 octave instrument transposable 2 octaves up or down giving an effective 7 octave range. There is portamento, pitch bending, a VCO with shape and pitch modulation, a VCF with both low and high pass outputs and a separate dynamic sweep control, a noise generator and an ADSR envelope shaper. There is also a slow oscillator, a new pitch detector, ADSR repeat, sample and hold, and special circuitry with precision components to ensure tuning stability amongst its many features.

The kit includes fully finished metalwork, fully assembled solid teak cabinet, filter sweep pedal, professional quality components (all resistors either 2% metal oxide or ½% metal film) and it really is complete — right down to the last nut and bolt and last piece of wire! There is even a 13A plug in the kit — you need buy absolutely no more parts before plugging in and making great music! Virtually all the components are on the one professional quality fibreglass PCB printed with component locations. All the controls mount directly on the main board, all connections to the board are made with connector plugs and construction is so simple it can be built easily in a few evenings by almost anyone capable of neat soldering! When finished you will possess a synthesizer comparable in performance and quality with ready-built units selling for many times the price.



**COMPLETE KIT
ONLY
£168.50 +VAT!**

Comprehensive handbook supplied with all complete kits! This fully describes construction and tells you how to set up your synthesizer with nothing more elaborate than a multi-meter and a pair of ears!

Cabinet size 24.6" x 15.7" x 4.8" (rear) 3.4" (front)



NEW

HANDLE PROFILE MAKES LIFTING AND CARRYING EFFORTLESS

The Mod-1 type U series, an addition to the AKA Mod-1 range, is a free-standing instrument case with one very important feature. In each side of the case there is a unique handle profile, making it easy to grip, lift and carry, however heavy the contents.

These distinctive cases are made of anodised aluminium extrusions with attractive blue top and base plates, and side panels. Type U cases are manufactured in three widths, two depths, and heights of 3, 4 and 6U. Front handles, folding feet and a rear panel are provided; the front panels, card guides, edge connectors and other accessories are ordered separately. Send for free catalogue and price list.

THE BIGGEST SELECTION OF CASES IN EUROPE



WEST HYDE

WEST HYDE DEVELOPMENTS LIMITED, UNIT 9, PARK STREET INDUSTRIAL ESTATE, AYLESBURY, BUCKS. TEL: 0296 20441

WW — 048 FOR FURTHER DETAILS

TELEPRINTER TYPE 7B: Pageprinter 24v d.c. power supply. Speed 50 bauds per min. S/hand good cond. (no parts broken) £23 or GPO model, as above except motor 110/230v a.c. £28.75. GPO model also available in 'as new' unused condition £40.25. GPO model with 5-hole perforator attachment 'as new' cond. £65. Carriage all types £9. Send S.A.E. for list of Teleprinter spares available.

PLUG-IN for TEKTRONIC OSCILLOSCOPE: Type 3B3 Time Base £95. Type 3A6 Dual Trace £95. Carriage extra.

AUTO TRANSFORMER: 230/115v 50 c/s 1000 watts. Mounted in strong steel case 5" x 6 1/2" x 7". Bitumen impregnated. £17.25 + carriage.

TRANSISTORISED 3cm RADAR AMPLIFIER SWITCH: with 24v waveguide switch, 9 x 4cm ins. with crystal CV 2355 and spark gap VX.1046. £17.25 + £1 post.

INSULATION TEST SET 0 to 10KV, negative earth, with Ionisation Amplifier, 100/230 Volts AC. £48.87 + carr.

BC-221 FREQUENCY METER: 125-20,000kc/s complete with original calibration charts £24.15 + carr.

ROTARY INVERTER TYPE PE-218E: Input 24-28v. DC 80 amps, 4,800rpm. Output 11v. AC 13 amp 400c/s. 1Ph. P.F.9. £23 + carr.

RECTIFIER UNIT: 200-250v AC input, 24v. DC at 26 amps output continuous rating. £40.25 + carr.

MARCONI PLUG-IN TIME BASE UNIT TM6967 £54.

RESONATOR PERFORMANCE CTC 424 8.5 to 9.0 kmc/s 3 cm £80.50 + post £2.

INVERTER 24v. DC input 400 cycles 1pH 6600 r.p.m. 200v. peak. £8.05 + £2 post.

OXYGEN BOTTLE 1800lb. w.p. £11.50 + carr.

NOISE SOURCE UNIT with CV.1881 noise source mount. Produces thermal noise 15.5dB 200/250v. AC £80.50.

HS33 HEADSET. Low imp. £5.35 + 75p post.

MUIRHEAD DECADE OSCILLATOR TYPE 890D: £92 + carr. £5.

SIEMENS POWER METER REL3U/84/A1b: 0-12kmHz 1mw 500mw 6 ranges. 0.17dB 50 ohms. £92 + carr.

CV.1596 CATHODE RAY TUBE: (09D, 09C), 4" screen, green electrostatic base B12B. HT1200 volts, heater 4 volts £11.50.

RADAR RECEIVING ANTENNA TYPE X443 Mk.D: Suitable for detecting signals on X, K, J and Q bands. 9g Hz-60g Hz. Complete with waveguide horns, associated crystals. Transistorised amplifier and geared motor, etc. £143.75.

VACUUM & PRESSURE DEAL TEST EQUIPMENT: complete with 2 x 4" gauges indicating 0.20lbs p.s.i. 0-30lbs vacuum. With stand, hand pump, etc. £34.50 + carr.

BARGAIN MAPS

Large stocks of unused U.S.A.F. surplus maps, weather charts, etc. including:

ONC-E1 — U.K. in full and part N.W. Europe. Scale 1:1,000,000.
JNC-9N — N. Europe, U.K., Scandinavia. Scale 1:2,000,000.
JN-21N — Europe (Mediterranean). Scale 1:2,000,000.
SIZE 58" x 42", colour. Many others. Please send S.A.E. for list.
Price each 75p (inc. P&P)
25 x Maps (either same type OR assorted), £10 + £1.60 P&P.
10 x Maps (either same type OR assorted), £6.50 (inc. P&P).

All prices include VAT at 15%
Carriage quotes given are for 50-mile radius of Herts.

W. MILLS

The Maltings, Station Road
SAWBRIDGEWORTH, Herts.
Tel: Bishop's Stortford (0279) 725872

RADIO SHACK LTD for DRAKE



TR7 Transceiver

Ham Bands with 1.5-30 MHz receive with built-in 150 MHz frequency counter plus option of 0-1.5 MHz receive and/or any transceiving application 1.8-30 MHz.

RADIO SHACK LTD

For Communications equipment including Trio products and Trio testgear.

We are situated just around the corner from West Hampstead Underground Station (Bakerloo line). A few minutes' walk away is West Hampstead Midland Region station and West End Lane on the Broad Street Line. We are on the following Bus routes: 28, 59, 159. Hours of opening are 9-5 Monday to Friday. Closed for Lunch 1-2. Saturday we are open 9-12.30 only. World wide exports.

DRAKE * SALES * SERVICE

RADIO SHACK LTD

188 BROADHURST GARDENS, LONDON NW6 3AY


Giro Account No. 588 7151. Telephone: 01-624 7774

Cables: Radio Shack, London, NW6. Telex: 23718

WW — 029 FOR FURTHER DETAILS

MPA 200 100 WATT (rms into 8Ω) MIXER / AMPLIFIER

Featured as a constructional article in ETI, the MPA 200 is an exceptionally low priced — but professionally finished — general purpose high power amplifier. It features an adaptable input mixer which accepts a wide range of sources such as a microphone, guitar, etc. There are wide range tone controls and a master volume control. Mechanically the MPA 200 is simplicity itself with minimal wiring needed making construction very straightforward. The kit includes fully finished metalwork, fibreglass PCBs, controls, wire, etc. — complete down to the last nut and bolt.



Panel size 19.0" x 3.5". Depth 7.3"

COMPLETE KIT ONLY

£49.90 + VAT!

MATCHES THE CHROMATHEQUE 5000 PERFECTLY!

CHROMATHEQUE 5000 5 CHANNEL LIGHTING EFFECTS SYSTEM

This versatile system featured as a constructional article in ELECTRONICS TODAY INTERNATIONAL has 5 frequency channels with individual level controls on each channel. Control of the lights is comprehensive to say the least. You can run the unit as a straightforward sound-to-light or have it strobe all the lights at a speed dependent upon music level or front panel control or use the internal digital circuitry which produces some superb random and sequencing effects. Each channel handles up to 500W and as the kit is a single board design wiring is minimal and construction very straightforward.

Kit includes fully finished metalwork, fibreglass PCB controls, wire, etc. — Complete right down to the last nut and bolt!



Panel size 19.0" x 3.5". Depth 7.3"

COMPLETE KIT ONLY

£49.50 + VAT!

POWERTRAN

SYNTHESIZER KITS ON PAGE 103. MORE KITS AND ORDERING INFORMATION ON PAGE 101.

All kits also available as separate packs (e.g. PCB, component sets, hardware sets, etc.). Prices in our FREE CATALOGUE.



DE LUXE EASY TO BUILD LINSLEY HOOD 75W STEREO AMPLIFIER £99.30 + VAT

This easy to build version of our world-wide acclaimed 75W amplifier kit based upon circuit boards interconnected with gold plated contacts resulting in minimal wiring and construction delightfully straightforward. The design was published in Hi-Fi News and Record Review and features include rumble filter, variable scratch filter, versatile tone controls and tape monitoring while distortion is less than 0.01%.



T20 + 20 20W STEREO AMPLIFIER £33.10 + VAT

This kit, based upon a design published in Practical Wireless, uses a single printed circuit board and offers at very low cost, ease of construction and all the normal facilities found on quality amplifiers. A 30 watt version of this kit (T30+30) is also available for **£38.40 + VAT**. **MATCHING TUNERS — See our FREE CATALOGUE!**

Above 2 kits are supplied with fully finished metalwork, ready assembled high quality teak veneer cabinet, cable, nuts, bolts, etc. and full instructions — in fact everything!

BLACK HOLE

MUSIC EFFECTS DEVICE — AS FEATURED IN ELECTRONICS TODAY INTERNATIONAL!

The BLACK HOLE designed by Tim Orr, is a powerful new musical effects device for processing both natural and electronic instruments, offering genuine VIBRATO (pitch modulation) and a CHORUS mode which gives a "spacey" feel to the sound achieved by delaying the input signal and mixing it back with the original. Notches (HOLES), introduced in the frequency response, move up and down as the time delay is modulated by the chorus sweep generator. An optional double chorus mode allows exciting antiphase effects to be added. The device is floor standing with foot switch controls, LED effect selection indicators, has variable sensitivity, has high signal/noise ratio obtained by an audio compander and is mains powered — no batteries to change! Like all our kits everything is provided including a highly superior, rugged steel, beautifully finished enclosure.

COMPLETE KIT ONLY £49.80 +VAT (single delay line system)

De Luxe version (dual delay line system) also available for **£59.80 +VAT**

Cabinet size 10.0" x 8.5" x 2.5" (rear) 1.8" (front)



Testing... Testing... Testing...



The New SUPER-S has RF power output, to 0 dBm, 2-tone generator, a phase locked BFO and is now reduced in price.

anywhere!

The New FM/AM 1000s with Spectrum Analyser—we call it the SUPER-S

A portable communications service monitor from IFR, light enough to carry anywhere and good enough for most two-way radio system tests. The FM/AM 1000s can do the work of a spectrum analyser, oscilloscope, tone generator, deviation meter, modulation meter, signal generator, wattmeter, voltmeter, frequency error meter—and up to five service engineers who could be doing something else!

For further information contact Mike Taylor



FieldTech

FieldTech Ltd
Heathrow Airport—
London Hounslow
TW6 3AF
Tel: 01-759 2811
Telex: 23734
FLDTEC G

IFR precision simulators

WW—027 FOR FURTHER DETAILS

Quantum Electronics

NEW PRODUCTS — NEW PRODUCTS

Our product range for the 80s is outlined but it is impossible to cover everything in such a small space. For detailed information and a price list send a large SAE or a dollar bill.

PRE-AMP & POWER AMP KITS



The pre-amp is now available in kit form in versions to suit any cartridge and consists of the Module C2 (below) and the hardware kit HK1. No soldering is involved and assembly takes about 20 mins. There are six power amp kits, four mono and two stereo, from 45 to 260W to satisfy virtually every requirement. They use ready-built and tested p.c. boards to achieve an ease of construction similar to module based kits at lower cost. There are also mains supply kits to enable independent use of the pre-amp, which is normally powered via our power amp. Similar equipment is also available ready-built from us or via our dealers.

C2 + HK1	£70.95	P2 (stereo 45W per channel) kit	£87.28
		P4 (stereo 110W per channel) kit	£109.42

MOVING-COIL & PRE-AMP MODULES



MC1




C2 (C2mc)

Previously restricted to trade and export, the C2 pre-amp module is now available separately in 3 versions to match any cartridge. It has unbeatable specifications, caters for disc, auxiliary and 2 or 3 head tape machines and requires only a rough supply of ± 18 to 35V d.c. The new moving coil pre-amp achieves low thd, high overload, good r.f., rejection and good noise performance without resorting to the expensive multiple transistor design. Only tantalum capacitors and metal oxide resistors are used in the signal path and it can be powered either via the C2 or by a battery. Hardware kits are available to build both types and they are also available ready-built.

MC1 Module: £22.25

C2mc £51.75



POWER AMP MODULES AND SUPPLIES

The power amp modules are now also available to retail customers in a variety of powers and formats up to 260W r.m.s. They use the same high performance circuitry as the kits above, giving t.h.d. below .01% at 1kHz, but are capable of sustained high level use with excellent reliability. There are power supplies for use with any one or two of these modules, all of which use toroidal transformers, also available separately. The module illustrated is a medium duty 150W r.m.s. type, the M150B, which requires the MS3 supply.

M150B: £35.79

MS3: £26.28


Exports: We can deal efficiently with orders to any country. Please write with your specific requirements for a quote by return. All equipment can be wired for 110V mains.

PLEASE NOTE: OUR NEW ADDRESS FROM 1st MAY
8 ALBION STREET, LEICESTER. Tel: 546198

OX DISCO, BOX 123 CLAYMONT, DE 19703, U.S.A. Tel. 1-302-798-7932

MINIC TELEPRODUTOR, BOX 12035, S-750 12, UPPSALA 12, SWEDEN

Why Scopex?



4D-10B.

4S6

4D-25.

There's a range of answers.

There's something every one of our scopes has in common. Great accuracy, tremendous reliability and keener pricing, plus free delivery on UK mainland.

Take the new 4D-10B. The fully stabilised power supply gives 3% accuracy. There's a XY facility using CMOS ICs for extra reliability, Z modulation for brightening or dimming the trace, 10MHz scan at full bandwidth over the full screen area, trace locate and TV field trigger. At £210.00* it's astonishing value.

Or the 4D-25. A dual trace model with DC-25MHz bandwidth and 10mV/cm sensitivity. Signal delay allows you to trigger from and see the leading edge of any signal. Trigger level and slope are selected on one dual function control. 3% accuracy and still only £360.00*.

Plus the 4S6 single beam 6MHz bandwidth model with easy to use controls. 10mV sensitivity and timebase range of 1 us to 100ms/cm. Lightweight, compact and a very good price. £144.00*.

Return the coupon for full details of the range that gives you a lot more scope.

*UK list price excluding VAT.



Scopex Sales,
 Pixmore Avenue, Letchworth, Herts SG6 1JJ.
 Tel: (04626) 72771.

Please send me full details of the Scopex range.

Name _____

Company _____

Address _____

Tel: _____

WW 8/80

NEW VALVES

BRANDED & INDIVIDUALLY BOXED - AVAILABLE FROM:

PM COMPONENTS LTD.
VALVE & COMPONENT SPECIALISTS
 CONINGSBY HOUSE WROTHAM ROAD, MEOPHAM KENT

A2134 9.20	EC288 0.75	EL821 9.50	DC2 1.75	PY88 0.83	VR105/30 1.55	95A1 9.00
A2179 9.20	EC291 0.75	EL822 9.50	DC3 1.05	PY500A 1.55	VR150/30 1.55	150B2 1.75
AZ233 8.30	EC2189 0.90	EL180 8.05	003 1.55	PY600 0.69	VR1-2500 32.00	150B3 4.50
BTS8 32.20	EC2804 0.53	EM64 0.75	0M3 1.05	PY801 0.69	YL1000 29.90	155U5 33.65
B117 74.75	EC2807 1.50	EM32 10.90	0M5 1.75	Q83-300 32.50	Z759 10.35	811A 7.00
B3a 21.85	ECF80 0.75	EN91 1.94	PC32 0.98	QW02-6 9.50	Z803U 20.70	807 1.25
B77 0.63	ECF82 0.69	EN92 2.95	PC37 0.98	QW03-10 2.85	ZC1040 9.20	813 13.00
BW70 1.32	ECN81 0.67	EY51 0.92	PCCB4 0.55	QY03-20A 14.00	ZAS15A 13.25	833A 55.00
BW180 2.40	ECN83 0.90	EY84 10.35	PCCB5 0.62	QY05-40A 16.00	ZD21 1.85	865A 2.85
BY86/87 0.63	ECY84 1.10	EY86/87 0.64	PCCB6 0.92	QY06-40A 16.00	ZD21W 3.45	5870 4.50
BY82 0.69	ECL80 0.76	EZ80 0.55	PCCB9 0.92	QZ06-40A 16.00	3A/147J 6.65	5687 5.90
ESL 21.85	ECL82 0.67	EZ81 0.64	PCCB9 0.92	QZ06-40A 16.00	3A/167M 11.05	5722 4.50
EB8CC 5.45	EGL83 1.30	EZ90 1.10	PCF80 0.83	OS1200 3.60	3J/170E 0.83	5722 1.75
EB8CF 9.75	EGL84 0.85	61/371K 23.00	PCF82 0.80	OS1209 1.75	500.00	5727 3.45
EB8F 7.20	EGL85 0.85	6E10 13.25	PCF86 1.26	OS1209 1.75	4C1-2506 25.00	5749 3.45
EB10C 4.50	EGL86 0.85	6R16 7.45	PCF200 1.72	OS1212 3.75	58/254M 17.25	5783 3.65
EB11 6.50	EF37A 3.45	6T1C 12.65	PCF201 1.72	OV03-12 3.75	58/254W 17.25	5842 7.45
EB2CC 2.60	EF39 2.30	6U50 13.50	PCF801 1.06	OV05-25 1.45	5R45Y 1.45	5879 4.50
EB3CC 3.45	EF80 0.55	6XU1 10.25	PCF802 0.76	QY3-125 35.00	5R46Y 2.15	5963 1.75
EB8F 3.45	EF85 0.55	6XU50 13.80	PCF805 1.75	QY4-250 60.00	5U46 1.05	5965 3.45
EB8C 6.90	EF86 0.80	6Y501 1.44	PCF806 0.69	QY4-400 70.00	5Z46 1.05	5993 6.90
EB8C 3.45	EF89 0.75	6Z22 0.87	PCF908 1.70	QY5-500 52.50	6L56T 1.84	6005 5.45
EB8CC 3.00	EF91 1.40	6Z33 2.13	PCJ200 1.00	R61-125 4.00	6L66Y 2.25	6057 3.15
EB8CC-01 4.15	EF93 0.75	6Z34 2.00	PCJ82 0.78	R61-240A 13.50	6L66T 1.84	6059 5.75
EB1F 5.15	EF94 0.75	6Z37 2.13	PCJ84 0.83	R63-250A 13.50	6SL76T 1.21	6060 1.38
EB8F 5.15	EF95 0.80	KT61 4.00	PCJ85 0.80	SAS361 34.50	6SK76T 1.05	6063 3.65
EB10H 14.95	EF183 0.64	KT66 (USA) 4.60	PCJ86 0.86	STV280/40 9.20	6V86T 1.20	6067 3.45
E180CC 4.50	EF184 0.64	KT66 (UK) 4.60	PCJ85 0.86	STV280/80 12.80	12H4T 1.05	6080 4.85
E180F 6.50	EH90 0.75	KT66 (UK) 4.60	POS10 3.28	TY2-125A 34.50	12E1 17.25	6146 4.75
E182CC 3.15	EH90 0.75	11.50	PL200 1.30	TY3-250A 32.20	12S876T 1.85	6201 4.50
E180CC 5.40	EL33 2.87	KT77 4.00	PL36 1.10	TY4-500A 47.75	30C18 1.75	6267 4.60
EB10F 0.50	EL34 1.77	KT88 (USA) 6.90	PL81A 0.85	U19 13.50	30E2 1.20	6829 7.50
EABC80 8.50	EL36 1.84	KT88 (UK) 6.90	PL82 0.80	U25 0.78	30F14 1.70	7025 1.75
EAB801 1.50	EL37 4.50	KT88 (UK) 6.90	PL84 0.75	U26 0.78	30R14 1.20	7032 8.90
EB81 0.60	EL81 1.25	KT88 (UK) 6.90	PL504 1.30	U26 0.78	85A1 6.20	7318 8.90
EC201 0.63	EL84 0.69	ME1400 13.80	PL509 1.70	UCL82 0.80	85A2 1.45	7360 8.65
EC282 0.63	EL86 1.10	ME1402 5.15	PL519 3.00	UL84 0.89	90C1 1.95	7551 5.15
EC283 0.69	EL90 0.94	ME1402 5.15	PL519 3.00	UL85 0.80	90C6 12.50	7658 8.90
EB284 0.69	EL95 0.94	0A2 0.80	PL802 3.25	U85 0.80	92A6 9.00	7687 8.90
EC285 0.69	EL350 10.35	0B2 0.95	PL81 0.82	VL5631 14.95		

MANY OTHER TYPES AVAILABLE, INCLUDING SPECIAL QUALITY & VINTAGE. PLEASE PHONE OR SEND LIST OF YOUR REQUIREMENTS

Post & Package 50p on all orders
PRICES INCLUDE VAT
 Prices subject to change without notice.

EXPORT & TRADE enquiries welcome.
 Phone our sales desk
0474 813225

WW - 066 FOR FURTHER DETAILS

SWITCHCRAFT INC.

AUDIO CONNECTORS
 Special Summer Prices

Line female A3F £0.87, Chassis female £1.10
 Line male A3M £0.76, Chassis male £0.62
 Large selection Switchcraft Audio Adaptors

Kelsey K102M Transformerless Mic Op Amp
 Direct replacement for balancing transformer/amp combination. Featuring: Wider frequency response, low noise, superior transient response, high common mode rejection, accepts unbalanced line inputs, PCB mounting.

1 off £5.94 10 off £4.51
 All prices subject to VAT

KELSEY ACOUSTICS LTD
28 POWIS TERRACE, LONDON W11.
TEL: 01-727 1046

WW - 074 FOR FURTHER DETAILS

FOTOLAK

POSITIVE LIGHT SENSITIVE AEROSOL LACQUER

Enables YOU to produce perfect printed circuits in minutes!
 Method: Spray cleaned board with lacquer. When dry, place positive master of required circuit on now sensitized surface. Expose to daylight, develop and etch. Any number of exact copies can of course be made from one master. Widely used in industry for prototype work.

FOTOLAK	£2.00	Pre-coated 1/16" Fibre-glass board	£1.50
Developer	30p	204mm x 114mm	£3.00
Ferric Chloride	50p	204mm x 228mm	£600
		408mm x 228mm	£9.00
		467mm x 305mm	£9.00

Plain Copper-clad Fibre-glass, Approx. 3.18mm thick sq. ft.	Single-sided	Double-sided	£1.50
Approx. 2.00mm thick sq. ft.	£2.00		
Approx. 1.00mm thick sq. ft.	£1.50		£1.75
Clear Acetate Sheet for making master, 260mm x 260mm			12p

Postage and packing 65p per order. VAT 15% on total
G. F. MILWARD ELECTRONIC COMPONENTS LIMITED

369 Alum Rock Road, Birmingham B8 3DR. Telephone: 021-327 2339

MONEY SAVING BARGAIN
 EX-STOCK FROM US

J.V.C. BELT DRIVEN TURNTABLE
 WITH STEREO MAGNETIC AUDIO TECHNICA CARTRIDGE



LIST PRICE OVER £50

J.V.C. turntable supplied complete with an Audio Technica AT10 stereo magnetic cartridge.

- * 'S' shaped tone arm. Belt driven.
- * Full-size 12" platter.
- * Calibrated counter balance weight (0.3 grms.).
- * Anti-skate (bias) device.
- * Size 12 3/4" x 15 3/4".
- * Modern design.

AT ONLY
LIMITED STOCKS £25.99
 PLUS VAT £3.89 Post £2.50

GEC HIGH QUALITY STEREO


10 + 10 watt AMPLIFIER WITH AM/FM STEREO TUNER IDEAL FOR THE HOME

A cancelled export order brings you this offer from the world-famous firm of G.E.C.

AM/FM stereo Tuner Amplifier
 Ready built, Tuner/pre-amp, board and separate power supply/power amp, board
 Rotary Controls: Tuning, on/off, volume, balance, treble, bass, Stereo Beacon Indicator.
 Push-button Controls: Mono, Tape, Disc, A.F.C., F.M. (VHF), LW, MW, SW.
 WIRING DIAGRAM SUPPLIED

Power Output: 7 watts RMS per channel, at better than 2% THD into 8 ohms, 10 watts speech and music.
 Frequency Response: 60Hz-20KHz within ± 3dB.
 Tape Sensitivity: Output - typically 150 mv. Input - 300 mv for rated output.
 Disc Sensitivity: 100 mv (ceramic cartridge)
 Radio: FM (VHF) 87.5MHz-108MHz.
 Long Wave 145KHz-265KHz
 Medium Wave 520KHz-1620KHz
 Short Wave 5.8KHz-16MHz.
 Size: Tuner - 2 1/2in. x 1 1/2in. x 7 1/2in. Power Amp - 2in. x 7 1/2in. x 4 1/2in.

LOW PRICE OFFER



Limited stocks
 Superb Value
 Don't delay
 order one today

ON/OFF BALANCE, TREBLE, BASS, MONO TAPE Phono AFC FM LW MW SW Tuning. Volume

Fully Guaranteed Ex-Stock

SUITABLE SPEAKERS IN CABINETS PAIR 10 WATTS £19.95 INC. VAT POST £2.50 Pair
ONLY £19.95 + VAT £2.99 CARRIAGE £2.50

CAR STEREO CASSETTE MECHANISM made for MOTOROLA




- * Front loading 12-volt transistorised
- * Speed and voltage control
- * Ex-equipment tested - guaranteed

- * Limited stocks
- * Uses standard C60 cassettes

ONLY £7.50
 INC. VAT POST 80p

PRO M25 Professional capacitor boom-arm microphone by Eagle.
 A graceful 60 cm boom-arm capacitor studio microphone using a cardioid capsule. A high standard of finish for in-vision use and yet robust enough to withstand long periods between maintenance. Supplied complete with 1 red and 1 black windshield and 6 metres of twin screened cable terminating at the microphone end in an XLR connector.
 Impedance: 600 ohms (floating). Response: 20-18,000 Hz. Sensitivity: -70 dBV.
 Cable: 6 metres two conductor shielded. Connector: XLR 3-11C. Battery type: HPT.

LIST PRICE £37.40
OUR PRICE £19.95
 inc VAT POST £1.50



Henry's
 Phone (01) 723 1008/9
 404 Edgware Road, London W2, England I.E.D.



VALVES

Minimum Order £1.00

VALVES VAT IS INCLUDED

£	£	£	£	£	£
A1065 1.40	G234 2.30	VR150/30	6H6 1.60	30L15 1.10	
A2293 8.20	G227 3.90	X66 1.35	6J4 1.35	30L17 1.10	
A2900 9.20	KT66 6.30	X61M 1.70	6J4WA 2.00	30P12 1.15	
ARB 0.75	9.20*	XR1-6400A	6J5GT 0.90	30P113 1.25	
ARP3 0.70	KT88 8.95	Z759 9.00	6J6 0.65	30PL14 2.45	
ATP4 0.60	13.80*	Z749 9.75	6J6W 0.90	35L6GT 1.15	
BT2H 3.90	MH4 2.50	Z800U 3.45	6J7 1.20	35W4 0.80	
CY31 1.40	M6 2.50	Z801U 3.75	6JE6C 2.95	35Z4GT 0.80	
DAF96 0.70	N78 9.90	Z803U 8.95	6K7 0.80	50K6 3.15	
DET22 21.95	OA2 0.70	Z900T 2.45	6K7G 0.50	50C5 1.18	
DF96 0.70	OB2 0.80	1A3 0.85	6K8G 0.65	50CD6G 1.35	
DK96 1.20	PAB80 0.60	1L4 0.50	6L6G 2.50	75B1 1.25	
OH76 0.75	PC85 0.75	1R5 0.60	6L6GC 2.10	76 0.95	
DL92 0.60	PC86 0.95	1S4 0.45	6L6GT 1.25	75C1 1.70	
DY86/87 0.65	PC88 0.95	1S5 0.45	6L7G 0.65	80 0.70	
UY802 0.65	PC900 1.15	1T4 0.45	6L8 0.70	85A2 1.40	
E551 14.20	PCC84 0.50	1U4 0.80	6LQ6 2.95	2.55*	
E88CC 1.60	PCC89 0.85	1X2B 1.40	6LD20 0.70	723A/B 11.90	
E88CC/01	PCC189 1.05	2D21 1.90	6KG6A 2.70	805 20.70	
E92CC 1.20	PCF80 0.50	2K25 11.90	6K7G 1.30	807 1.25	
E180CC 2.80	PCF84 0.75	3A4 0.70	6SA7 1.00	813 13.30	
E180F 6.30	PCF86 1.50	3AT2 2.40	6SG7 1.15	829B 14.00	
E182CC 4.95	PCF87 0.50	3D6 0.50	6SJ7 1.05	832A 8.90	
EA76 2.25	PCF200 1.60	3DZ 23.00	6SK7 0.95	866A 3.80	
EABC80 0.60	PCF201 1.65	3E23 10.00	6SL7GT 0.85	866E 6.25	
EB91 0.60	PCF800 0.50	5B/254M	6SN7GT 0.80	931A 13.80	
EBC33 1.15	PCF801 1.75	5B/255M	6SR7 1.10	954 0.90	
EBC90 0.90	PCF802 0.85	5B/255M	6S0T 0.95	955 0.70	
EBF80 0.60	PCF805 2.45	6A4 0.75	6V6G 1.50	956 0.60	
EBF83 0.60	PCF806 1.20	6A5 1.15	6V6GT 0.95	957 1.05	
EBF89 0.80	PCF808 2.05	6A6 1.35	6X4 0.75	1625 1.85	
EC52 0.65	PCF200 1.35	6A6M 8.80	6X4WA 2.10	1629 1.85	
EC91 3.40	PCL81 0.75	6R4GY 1.30	6X6GT 0.65	2051 2.90	
EC92 0.85	PCL82 0.95	6U4G 0.75	6Y6G 0.90	5763 4.20	
ECC81 0.65	PCL84 0.90	6V4G 0.75	6Z4 0.70	5842 7.50	
ECC82 0.60	PCL86 1.05	6Y3GT 0.80	787 1.15	5851 3.40	
ECC83 0.85	PCL805/85	5Z3 1.50	7Y4 1.00	6933 6.90	
ECC84 0.80	1.25	5Z4G 0.75	9D2 0.70	6057 2.20	
ECC85 0.60	PD500/510	5Z4GT 1.05	9D6 2.90	6060 1.95	
ECC86 1.40	4.30	6/30L2 0.90	10C2 0.85	6064 2.30	
ECC88 0.80	PFL200 1.10	6AB7 0.70	10F18 0.70	6065 3.20	
ECC189 0.95	PL36 2.80	6AC7 1.15	10P13 1.50	6067 5.30	
ECC804 0.90	PL36 1.25	6AG5 0.60	11E2 19.50	8080 5.30	
ECF80 0.85	PL81 0.85	6A6 1.15	12A6 0.70	8146 4.95	
ECF82 0.65	PL82 0.70	6AK5 0.65	12AT6 0.70	6146B 5.20	
ECF801 1.05	PL83 0.60	6AK8 0.60	12AT7 0.65	6360 2.85	
ECF83 2.25	PL84 0.95	6AL5 0.60	12AU6 0.60	6550 6.60	
ECF835 1.70	PL504 1.85	6AL5W 0.85	12AV6 0.95	68.70 14.00	
ECF842 1.20	PL506 1.95	6AM5 4.20	12AX7 0.65	8552 8.20	
ECM81 0.70	PL509 2.90	6AM6 1.50	12B6 0.90	6973 3.30	
ECM84 0.80	PL519 3.20	6AN8A 2.50	12BE6 1.25	7193 2.85	
ECL80 0.70	PL802 3.20	6AQ4 3.40	12BH7 1.10	CRT 18.50	
ECL82 0.75	PY33 0.70	6AQ5 1.00	12C8 0.65	1CP1 18.50	
ECL83 1.40	PY80 0.70	6AQ5W 1.80	12E1 18.95	3BP1 11.00	
ECL85 0.80	PY81/800 0.60	6AS6 1.15	12J5GT 0.55	6FP7 18.00	
ECL86 0.90	PY82 0.65	6AT6 0.90	12K7GT 0.70	4EP1 32.00	
EF37A 1.50	PY83 0.80	6AUG 0.60	12K8GT 0.80	8BJ 14.00	
EF39 1.25	PY88 0.85	6AV6 0.85	12Q7GT 0.60	8BL 14.00	
EF40 1.25	PY500 1.70	6AX4GT 1.30	12SC7 0.65	CV1526 16.00	
EF80 0.85	PY809 6.45	6AX5GT 1.30	12SH7 0.65	DG7-5 22.40	
EF82 1.75	PY8D 1.80	6BRG 0.40	12SJ7 0.70	DG7-32 34.80	
EF85 0.60	QQV03/10	6B8A 0.55	12SQ7GT 0.85	DG7-36 36.00	
EF86 0.75	2.85	6BE6 0.60	12Y4 0.60	DPW8-11 38.40	
EF91 1.50	QQV03-20A	6BG6G 1.60	13D3 3.60	D13-33GH 41.80	
EF92 2.90	14.40	6BJ6 1.30	13D5 0.90	spec. Q	
EF95 0.65	QQV03-25A	6BQ7A 0.85	13D6 0.80	SPECIAL VALVES	
EF96 0.60	21.20	6BR7 4.40	14S7 1.15	4CX 1000A	
EF183 0.80	QQV06/40A	6C76 4.40	19A05 0.85	4CX 5000A	
EF184 0.80	16.10	6C8 0.90	19G3 11.50	8M 25L	
EF804 4.95	QQV03-12 4.20	6C4 0.50	19H5 39.55	8W 153	
EF812 0.75	SC1/400 4.50	6C6 0.55	19S5 39.55	8W 25L8	
EF200 1.85	SC1/600 4.50	6C6H 8.20	20D1 0.80	YL 1420	
EM90 0.85	SP61 1.80	6CL6 1.70	20F2 0.85	YL 1430	
EL32 1.10	TT21 16.50	6CY5 1.15	20E1 1.30	YL 1440	
EL34 1.80	U25 1.15	6D8 0.70	20P1 0.65	6XU 6	
	2.90*	6E8A 3.20	20P3 0.75	CV159	
EL37 4.40	U27 1.18	6F6 1.60	20P4 1.25	CV 2116	
EL38 4.60	U191 0.85	6F6GB 1.80	20P5 1.35	4CX 1500B	
EL41 1.40	U281 0.70	6F8G 0.85	25L6GT 0.95	BR 189	
EL81 0.95	U301 0.65	6F7 2.10	26Z4G 0.75	BR 179	
EL82 0.70	U600 11.50	6F8 2.80	30C15 0.50	CV 8131	
EL84 0.80	U801 0.90	6F9 3.00	30C18 2.45	5WU 2	
EL86 0.95	UBC41 1.20	6F11 1.50	30F2 1.40	TY4-500	
EL90 1.00	UABC80 0.75	6F12 1.50	30F5 1.15	BK485/5552A	
EL91 4.20	UAF42 1.20	6F14 1.15	30FL12 1.25	NIL 5948/1754	
EL95 0.80	UBF80 0.70	6F15 1.30	30FL14 2.15		
EL504 1.70	UBF89 0.70	6F17 1.15			
EL509 2.70	UBL1 1.25	6F23 0.75			
EL802 1.70	UBL21 1.75	6F24 1.80			
EL821 8.20	UCC84 0.85	6F33 10.50			
EL822 9.50	UCC85 0.70	6G8A 0.90			
EM31 1.60	UCF80 1.30	6GN8A 0.95			
EM80 0.85	UCH81 0.75				
EM81 0.85	UCL82 0.95				
EM84 0.85	UF41 1.25				
EM87 1.15	UF80 0.95				
EV51 0.95	UF85 0.95				
EV81 0.65	UL41 1.60				
EV86/87 0.60	UL84 0.95				
EY88 0.65	UM80 0.90				
EZ80 0.70	UM84 0.70				
EZ8 0.70	UV82 0.70				
GV501 1.30	UY85 0.85				
GZ32 1.05	VR105/30				
GZ33 4.20					

VALVES AND TRANSISTORS

Telephone enquiries to local transistors etc. retail

PRICES MAY VARY

TELUROMETER MRA3 DISTANCE MEASURERS
LOW RESISTANCE HEADPHONES TYPE CLB £1.50.
40p postage. VAT 15%.


HIGH VACUUM VARIABLE CAPACITORS — ceramic envelopes — UC 1000A/20/150 — VMMHC 1000 60-1000pF, 20kV-150A RF max = 27MHz.
TEST SET FT2 for testing Transceivers A40, A41, A42 and CPRC2.
UNIVERSAL WIRELESS TRAINING SET No 1 Mk 2 YA 8316 to train 32 operators simultaneously on key and phone. Complete installation consists of 3 kits packed in 3 special transit cases.
HARNES "A" & "B" CONTROL UNITS "A", "R", "J1", "J2", Microphones No 5, 6, 7 connectors, frames, carrier sets etc.
DRUM CABLE continuous connection YC 00433.

INTEGRATED CIRCUITS

SN7401N 0.32	SN7474N 0.38	SN76033N 1.95
SN5402N 0.28	SN7474N 0.30	MC6800P 8.20
SN5410F 0.32	SN7485N 0.95	MC68000P 9.60
SN5470F 0.48	SN7485N 1.10	MC145118A12 9.95
SN54196J 1.20	SN7491AN 0.32	81702AL 4.30
SN7407N 0.29	SN74123N 0.42	MM6300-1J 3.80
SN7408N 0.18	DM74123N 0.38	MM6810AP 3.40
SN7445P 0.85	SN15836N 0.26	6340-1J 3.60
SN74453P 1.10	SN760013N 1.80	MC945-5D 0.28
SN7453N 0.18	SN760033N 1.60	MC936-5D 0.22


36" AERIAL MASTS consisting of 6 sections 6' 8" x 2 1/2" dia. Complete with all accessories to erect and install.
Mullard C11. High power installation, 1000W. Technical details and prices available on request. For export only.
SPARES FOR AR88-D. Ask for list.
POSTAGE: £1-£3 30p; £3-£5 40p; £5-£10 45p; £10-£15 60p; over £15 free.

Incredible Quality Incredible Performance Incredible Price!!!



HM312 Dual Trace Oscilloscope.
DC-20MHz.
Sensitivity 5mV-20V/cm
Time base range 0.5uS-0.2S/cm with x 5 horiz mag to 100nS/cm.
CRT screen 8x10cm. Full XY using chll as X input.
Bandwidth 2.3 MHz.
TV trigger.

£250



HM512 Dual Trace Oscilloscope with delayed sweep.
DC-50MHz.
Sensitivity 5mV-20V/cm Time base range 0.1uS-2.0S/cm with x5 horiz mag to 20nS/cm.
Delay ranges 7 decade steps 100ns-1S with fine control CRT screen 8 x 10cm.
Full XY using ch II as x input, bandwidth 4 MHz. Z input. Delay line allows viewing of leading edge.
Vertical overscan indicated by 2 LED's.

£580

Other models available.
HM307 10MHz plus component tester. £149.00
HM412 20 MHz with sweep delay. £350.00
HM812 50 MHz storage. £1458.00

All scopes can be fitted with a long persistence CRT at extra cost.

World-beating Oscilloscope Offers

FROM

Electronic Brokers



49-53 Pancras Road,
London NW1 2QB
Tel: 01-837 7781. Telex: 298694
Prices do not include carriage or VAT.

WW — 075 FOR FURTHER DETAILS

COLOMOR
(ELECTRONICS LTD.)
170 Goldhawk Rd., London W.12

Tel. 01-743 0899
Open Monday to Friday
9-12.30, 1.30-5.30 p.m.

A MATTER OF LIFE OR DEATH

When an accident occurs involving severe electric shock, people on the spot may be suffering from a kind of shock themselves. The realisation that one has literally only seconds to save a life can itself be momentarily paralysing.

That's why Electrical Review has completely re-styled its Electrical Shock Chart. The new chart, prepared in consultation with St. John's Ambulance Brigade, highlights the main points

in red, and explains and illustrates the actions to be taken so clearly that they can be grasped instantaneously even in a crisis. It also includes vital instruction on what to do if the casualty does not respond to artificial respiration—with a section on external heart compression.

Action this second could save a life. Post this coupon NOW.

VIVID RED AND BLACK. PLASTIC, CARD OR PAPER.

SIZE 19 in × 13½in (474mm × 346mm)

ELECTRIC SHOCK

ACT AT ONCE — DELAY IS FATAL

make sure it is safe to approach

If the casualty is not clear of the source of the shock break the contact by switching off the current, removing the plug, or


wrenching the cable free. If this is not possible, stand on dry insulating material (rubber, wood, brick, thickly folded news-

paper, books) and try to push or pull the casualty clear of the contact using similar insulating material (such as a broomstick) as a lever. Do not touch him with bare hands.

if the casualty is breathing

Place the casualty in the recovery position and call for medical aid.

recovery position →



if the casualty is NOT breathing

Call for medical aid while you

start artificial respiration—speed is essential



3. Take a deep breath. Pinch casualty's nostrils together with your fingers. Seal your lips around his mouth and blow air steadily into his lungs. Watch his chest rise.



4. Remove mouth and watch chest fall.
5. Repeat and continue inflations at your natural rate of breathing. When casualty starts breathing place him immediately in the recovery position.

if the casualty does not respond to artificial respiration

Take care! Too small a thump will be ineffective but too large a thump could injure the casualty. Assess the casualty — a thin person will require less force than a fat person.

Check again for the carotid pulse. If the pulse is present continue inflations. When the casualty breathes on his own, place him immediately in the recovery position. If the pulse is still absent start external heart compression.



Check the pulse again. If it is present continue with inflations until casualty breathes on his own, then place him immediately in the recovery position. If the pulse is absent repeat the 15 compressions and two inflations until there is a response from the casualty.

doctor:-

phone:-

ambulance:-

phone:-

hospital:-

phone:-

nearest first aid:-

phone:-

on recovery continue to watch casualty carefully as breathing may stop. If it does, turn casualty on his back and start artificial respiration again. Cover casualty with one blanket only.

Prepared in co-operation with St. John Ambulance.

electrical review
Dorset House, Stamford St., London, SE1 9LU
IPC Business Press Limited

SHOCK FIRST AID CHART

To General Sales Dept., Room CP34, Dorset House, Stamford Street, London SE1 9LU.
Please send me the copies of the Electrical Review First Aid Chart indicated below:

..... paper charts at 60p each
..... plastic charts at £1.80 each
..... card charts at £1.20 each

I enclose cheque money order for.....

Name.....
Address.....

All prices include postage and packing. Cheques should be made payable to IPC Business Press Ltd.

51

Complete Audio/Tuner Kits



Mk III FM Tuner series

Carriage for Mk III tuner £3 inc

The Mark III series FM tuner has been updated, and now includes a centre zero tuning meter as standard. The instruction manual has been meticulously revised, enabling easy assembly by constructors of various levels of experience - a preview copy may be purchased for £1.00.

Mark III A series 'Reference series' tuner modules£171.35 inc.
 Mark III B series 'Hyperfi' modules, with switched IF BW, pilot cancel decoder£198.95 inc.

A matching synthesiser unit will be made available later this year, and can be retrofitted to either version. All versions include digital frequency readout/clock, VU deviation meters, 6 preset stations, 10 turn pot manual tuning, toroidal PSU, output level adjustment, 110/240V AC input. Full alignment service available.

Power Amplifier

Style and performance - with a real 'belt and braces' PSU design.

After a couple of preview comments, it seems that many of you are waiting to hear about the matching HMOSET power amplifier for the Mk III tuner. Well, it's out at last - complete with twin toroidal PSUs for comfortable 80W RMS per channel, over 100W peak, but limited by thermal shutdown of the HMOs. 10W-100W log LED output peak indicator, DC offset protection and switch-on pause relay. AC or DC input coupling, direct or relay protected output terminals. The works. Only one version of this item: Complete kit£178.25 inc. Carr. £5.

Preamplifier

More features and facilities, thanks to DC switching and control design


Previewing the most comprehensive audio preamplifier yet..... DC switching of 7 inputs, plus two tape in/outs. 2 low pass, 2 high pass active filters, genuine volume related loudness, 1dB channel matching, with DC volume, balance, bass and treble controls. Suitable for bus/remote control, tape dubbing, switched monitor etc. 80dB S/N+, THD -75dB or better. Pluggable PU equalization boards, tone control override. Price for complete unit about £149 ex VAT.

Semiconductors

Radio/Communications ICs

FOR COMPLETE LISTINGS - SEE OUR NEW PRICELIST

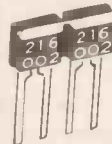
CA3089E	2.11	HA1197	1.61	SD6000	4.31
CA3189E	2.53	CA3123E	1.61	TD4420	2.59
HA1137W	1.95	TDA1072	3.09	MC1330P	1.38
HA11225	2.47	TBA651	2.53	MC1350P	1.38
HA12412	2.81	TDA1090	3.51	KB4412	2.24
KB4420	1.95	TDA1220	1.61	KB4413	2.24
TBA1205	1.15	TDA1083	2.24	KB4417	2.53
KB4406	0.80	TDA1062	2.24	MC3357P	3.16



VARICAP DIODES.....

A section from our PL:

BA102	0.35	16:1 ratio AM tuning	2.93
BB204	0.41	KV1215 9v triple	2.01
BB105	0.41	KV1211 9v dual	2.01
BB109	0.31	KV1225 25v triple	3.16
MVAM2	1.93	BB212 9v dual	2.25



POWER MOSFETS 100W PA's made simple

Since pioneering the 100W complementary MOSFET technique - Hitachi have developed a range of output devices and drivers that ought to revolutionise opinions and attitudes towards the design of all LF amplification systems. We have a new 48 page application note (£1.50 inc) and complete sets of parts, modules and now the new complete PA system (see above).
 2SK133 120v N-ch 100W MOSFET £6.33 2SJ48 Pch complement £6.33
 2SK135 160v N-ch 100W MOSFET £7.29 2SJ50 Pch complement £7.39
 PA101B Kit for 100W MOSFET PA less Heatsink £16.10. (£23 inc heatsink/bkt)

ULTRA LOW NOISE PU PREAMPLIFIER

The HA12017 is the last word in PU preamps, and general low noise audio design. It is an SIL IC, with 86dB S/N in RIAA configuration, 10v RMS output capability, 0.002% typ THD at 10v RMS output (imagine the overload margin !!). It comfortably supercedes discrete circuit designs in terms of price/performance, and takes the art beyond the TDA1042's capabilities. (Replaces HA1457) £1.80 each - or an RIAA applications PCB with two ICs for £5.75. Complete with Rs&Cs £9.95.

Radio Control ICs

We have various RC ICs, including NE544 NE5044, and two new ones from OKI

KB4445 4 channel dig.prop. FM TX IC. 30mW out (amplifiable) -£2.30 inc
 KB4446 4/5 ch. dig. prop FM RX IC. Suits KB4445 or RCME syst. £2.65.
 KB4445/6 pair: £4.75. New 8 page data sheet 35p + SAE. More RC ICs in list

CMOS, LPSNTTL, TTL, MPU:

Most CMOS is available in low volume - also LPSN. Standard liners and TTL OK.

Listings in the new pricelist.

Things like ICM7216B, ICL8038, 8080A, 6800P, 2708, NE555, NE556, etc

Coming Soon..... Contain yourselves, RF fans! Not yet ready for a full launch until autumn, but previewed here:-

SSB transceiver system : 10kHz to 1000MHz !!

A modular VLF to UHF SSB TX/RX system at last. With the correct first mixer, the basic PCB covers 10kHz to 1000MHz - using LO fed from ext. source (Our 2 IC Mullard synth for instance) and RF PA for TX OP. 0.2uV basic sensitivity in HF, Typ cost for HF synth SSB RX will be less than £200. Add an RF PA for full TRX for another £50. See one in our foyer, and marvel.

CATALOGUES 60p ea., all three for £1.60
 PRICES SHOWN HERE INCLUDE VAT
 POST/PACKAGE CHARGE NOW 35p

Please send an SAE with all enquiries. Phone orders by ACCESS - but minimum £5 Callers welcome

ambit
INTERNATIONAL

200 North Service Road, Brentwood, Essex


TELEPHONE (STD 0277) 230909 TELEX 995194 AMBIT G POSTCODE CM14 4SG

WW-072 FOR FURTHER DETAILS

Radio/Audio/Communications Modules

LW-MW-SW-SW DC tuned and switched

91072- All switching of bands by a single pin to gnd. Varicap tuned, with LO output for synth. MW/LW version or MW/LW plus 1 or 2 SW bands MW/LW: £15.58 +1SW £16.73



VHF Tunerheads

Europe's largest stock range for broadcast and communications. Probably also the world's - details in the catalogues and PL. Specials are also supplied in the region 30-220MHz.

Pilot Cancel PLL Stereo decoders

Again, Europe's widest range of stereo decoders including pilot cancel PLL types. The pic shows the 944378 - pilot cancel including post decoder 26/38kHz filtering and muting preamp output



944378-2 £26.45

Switched bandwidth FM IF strips

Broadcast FM IF strips for all occasions, including the new 911225 - with diode switched narrow filter option, ultra linear phase ceramic filters, 84dB S/N, and 0.04% THD (40kHz deviation). Plus usual things like AGC, AFC, dev. mute, level meter drive. £23.95 (supplied in screen can with 0.1 edge connection system) Also the 7230 hyperfi series - as the 911225, but with slope controlled AFC that operates in conjunction with signal level - and an extra IF amp stage for DXing.

Various digital frequency displays

The World's largest range of receiver DFMs is now joined by the DFM7 (shown) - and L shaped version of the DFM3 with remote display mount connector possibility. 1kHz SW resolution with 455kHz or 10.7MHz offsets, 100Hz res up to 3.9999MHz, and VHF to 299.99 MHz in 10kHz steps : £41.75



Components

Crystal Filters

Most popular types are available ex-stock, and in quantity.

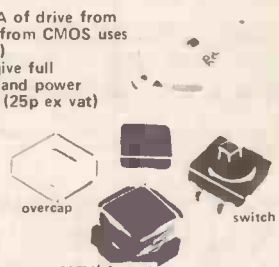
10.7MHz	25kHz Channel spacing 8pole	£16.67
	12½kHz	£17.82
	2.4kHz SSB	£19.78
	Monolithic dual roofing filter	£2.30
34.5MHz	1.3dB loss, 80dB stopband HF first filter in synth. RX	£36.80
RC XTALS	FM pairs (no spilt) AM pairs	£3.74
USB/LSB	Xtals for 10.7SSB filter	£2.88 ea



Piezo Sounders

The most efficient warning sounders yet

The latest thing in electro-acoustic efficiency. 1mA of drive from CMOS will give an SPL of 83dB - 10v RMS drive from CMOS uses 3mA for 100dB SPL at 4.8kHz (88dB at 1.65kHz) The data sheets shows various drive circuits, and give full specifications with regard to broadband responses and power consumption etc. 1 off 44p inc. 100 off 28.75p (25p ex vat)



Keyboard switches and caps

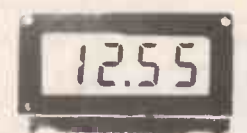
From the world's most widely used switch manufacturers - ALPS - come the biggest and best range of keyswitches, and data entry keyboard switches. The SCM81101 is shown here, with the KT5 2-part cap (with clear top, to enable easy fitting of your chosen legend. Other types are available with built in LED, 90° mounting etc. SCM81101 : 17p, KT5 : 16p - or 29p/pair

LCD CLOCKS

Clocks use 1.5v at 15uA only. DVM 9v/1mA

LCD DVM

CM161: 7mm LCD 12/24hr, alarms etc £11.44 each
 CM172: 13mm, 12hr, alarms, timer etc £14.32 each
 CM174: 13mm, 12hr, min/sec stopwatch £14.32 ea
 DVM 176: ICM7106 based LCD 3½digit £22.36 each



WHAT'S NEW at AMBIT

NEW PRICELIST/SHORTFORM:- 28 pages, FOC with A5 SAE pse

Bigger print than our recent one page list - and vastly extended

If you still need convincing to invest £1.60 in the cats, be mean and get this first.

POWER MOSFET APPLICATIONS HANDBOOK by HITACHI :

£1.50 each - or free with pairs of HMOs and the PA101B.

Everything you should know about HMOSET devices theory and applications.

CWO PLEASE Commercial MA terms on application Goods are offered subject to availability, prices subject to change so please phone and check if in doubt.

Parts 1-3 AMBIT catalogues 60p ea, or £1.60 the lot.



COMPUTER WAREHOUSE

NOW OPEN
MONDAY-SATURDAY
9.30-5.30

THE CHIPS ARE DOWN
MOSTEK, INTEL, NEC, MOTOROLA
I.C. PRICES SLASHED!

A massive purchase of brand new "state of the art" data processing equipment enables us to offer the following chips at never, and we mean never to be repeated prices.

8085A	Central Processor	£10.50
8155C	256x8 Static Ram	£8.95
8253C	Programmable Interval Timer	£8.95
8255A	Programmable Peripheral Interface	£9.95
8259A-8	Programmable Interrupt Control	£4.75
8755A	2Kx8 Eprom 16 1/0 Lines	£34.50
2716	5volt Single Rail 2Kx8 Eprom	£10.25
2652	MPCC Comms. Controller	£24.00
4116	16K Dynamic 250ns Rams 8 for	£28.50
2102 1K	Static 650ns Rams 8 for	£5.25
1702	256x8 Eprom	£3.75

And Remember All Chip Prices Include V.A.T.

All above I.C.s are brand new or removed from new unused socketed P.C.B.'s. Eproms supplied washed.

All full spec. and guaranteed

DATA DYNAMICS 390 ASCII PRINTERS



ONLY
£135 + CAR
+ VAT

An advantageous purchase enables us to offer you these superb condition quality printers at a fraction of their original cost. The 390 is a standard Teletype printer housed in a soundproof case. Standard features such as 80 columns, 20ma/RS232 interface and 110 Baud enable direct connection to your M.P.U. Supplied in excellent condition and guaranteed in working order.

SEMICONDUCTOR 'GRAB BAGS'

Amazing value mixed semiconductors, include transistors, digital, linear I.C.'s, triacs, diodes, bridge recs. etc. etc. All devices guaranteed brand new, full spec. with manufacturers markings, fully guaranteed.
 50 + BAG £2.95 100 + BAGS £5.15

MUFFIN FANS

Keep your equipment Cool and Reliable with our tested equipment "Muffin Fans" almost silent running and easily mounted. Available in two voltages 110 V.A.C. £5.05 + pp 65p OR 240V A.C. £6.15 + pp 65p DIMENSIONS 4 1/2" x 4 1/2" x 1 1/2"

ELECTRONIC COMPONENTS & EQUIPMENT

66%
DISCOUNT

Due to our massive bulk purchasing programme which enables us to bring you the best possible bargains, we have thousands of I.C.'s, Transistors, Relays, Cap's., P.C.B.'s, Sub-assemblies, Switches, etc. etc. surplus to our requirements. Because we don't have sufficient stocks of any one item to include in our ads., we are packing all these items into the "BARGAIN PARCEL OF A LIFETIME" Thousands of components at giveaway prices! Guaranteed to be worth at least 3 times what you pay plus we always include something from our ads. for unbeatable value!! Sold by weight

2.5kls £ 4.75+pp £1.25 5kls £ 6.75+pp £1.80
 10kls £11.75+pp £2.25 20 kls £19.99+pp £4.75

COMPUTER BARGAINS

NORTH STAR HORIZON, 56K Ram, dual double sided, double density floppys, 4 I/O ports, software etc, as new £1850.00.
CASE 16 Bit Processor, 16K Ram, dual 8" floppys V.D.U. etc. running £1250 + VAT.

SHUGART SA800
 ★ 8" Floppy Disk Drives ★
 as new £225.00 + VAT

SUPERVALUE P.C.B. SPECIAL

Another great buy. Board contents include 62 Digital I.C.'s all located in 14 pin D.I.L. sockets. Original cost over £90, our price only £4.95 + PP 65p.

OPTO SMASH!

TIL 302/MAN 7 7 segment LED readout common anode direct drive (via resistors) from 7447 £1.10 each
 TIL 119/OC72 Darlington opto isolator 3 for £1.00.
 TIL305 0.3" 7 x 5 matrix LED alphanumeric readouts £3.75 each.
PHOTO TRANSISTOR
 Fairchild FPT-100 NPN silicon 30v 25ma. 4 for £1.00.

DISPLAY I.C. AND TRANSISTOR BARGAINS NEVER CHEAPER

All I.C.'s and Transistors by well known manufacturers and fully guaranteed. No fall outs. Comprehensive data on I.C.'s 15p per type.
 2N4351 N channel MOS FET.
 2N4352 P channel MOS FET.
 60p each £1.00 per pair.
HIGH VOLTAGE NPN POWER SWITCHING transistors BVC60 600v BVceo 500v BVC60 15v 1c 5 amps Pc 125 watts HFE 60 typ ft 2.5 mhz ideal invertors, etc. T03 £1.60 each 4 for £5.40.
 BF258 NPN 250v @ 200ma 45p each 3 for £1.08.
 I.R. 8S801 2.5 amp 100v bridge rec. P.C. mount long leads 35p each 4 for £1.08.
 IN4998 4 amp 100v P.C. mount diodes long leads 14p each 10 for £1.10.
 LM309K + 5v 1.2 amp regulator £1.10 each 6 for £5.35
AGFAC10 computer grade cassettes complete with library cases 68p each, 10 for £5.50
 IN4004 SD4 1 amp 400v diodes 7p each 18 for £1.00.
 I.R. 12 amp BRIDGE RECS. 400 volt £1.25 each.

POWER DARLINGTON SCOOP!

MJ1000 NPN 60v 90w 8 amps T03 95p each
 2N6385 NPN 80v 100w 10 amps T03 £1.25 each
 MJ4030 NPN 60v 150w 16 amps T03 £2.25 each

DECADE 0-9 THUMBWHEEL SWITCHES. Stackable, gold plated contacts, dim. 33 x 43 x 8 mm. 90p each, 10 for £5.50.

Miniature Continental Series 12VDC 4c/p logic in relays £1.30 each.

Greenpar 50Ω BNC Chass. socket single hole fixing 65p

C90 Audio Cassettes screw type construction 45p each 3 for £1.00.

Bulbs 24v 14 watt white frosted S.B.C. 8 for £1.00.

Bulbs 12v 100 watt clear, base similar S.B.C. 45p each.

S.B.C. Bulb Holders All steel cad. plated panel mount easily fixed via nut and round hole, ideal disco displays, scoreboards, etc. 4 for £1.10.

VMOS VMP1 Siliconix T03 power FET 0-60v, DC-200 mhz will drive direct from CMOS etc. £1.50 each, full date 30p.

Heavy Duty Flat Insulated Earth Braid 100-200 amp braided tinned copper in heavy clear PVC sheath 50p per metre. £6 for 15 metres + PP £1 per 15 metres.

BULGIN miniature 6 way male chassis mount socket and matching free plug 60p each, 2 for £1.10.

Red L.E.D.'s full spec. 0.2" 14p each, 10 for £1.25.

Red L.E.D.'s 0.125" 10p each 10 for 80p

Dynamic Stick Mics 600Ω with built in on/off switch complete with lead and min. jack plug £1.15 each, 10 for £10.00.

T05 HEATSINKS "Thermaloy" black anodised press on aluminium finned type 18p each, 8 for £1.00.

I.B.M. I/O GOLF BALL TYPEWRITERS

Still the cheapest way to superb quality print, when interfaced they will print at 15 C.P.S. and give indistinguishable copy as if typed by a highly paid secretary! A large range of type fonts make them ideal for all word processor applications, and even without the computer they still function as a quality electric typewriter. Supplied in 2 grades.

1) Good general condition with I/O mechanics/ £295.00 + VAT

electronics may require modification for full correspondence use. Complete with interface data- + CARR

2) Serviced, modified, and ready to go via aculab/interface complete £355.00 + CARR

with new golfball +vat

ACULAB parallel to IBM inter- £165.00 + CARR

face for Apple, Sorcerer, TRS80, etc. + VAT

BARGAINS GALORE!

In our walk round Warehouse
NOW open Monday to Saturday 9.30-5.30



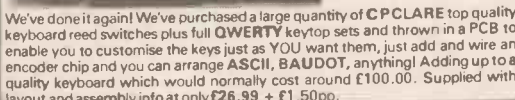
ELECTRONICS

Dept. W.W. 64-66 Melfort Rd., Thornton Heath, Surrey. **MAIL ORDER INFORMATION**
 Telephone 01-689 7702 or 01-689 6800

Unless otherwise stated all prices inclusive of VAT. Cash with order. Minimum order value £2.00. Prices and Postage quoted for UK only. Where post and packing not indicated please add 40p per order. Bond Fide account orders minimum £10.00. Export and trade enquiries welcome. Orders despatched same day where possible. Access and Barclaycard Visa welcome.

in stock now test equipment, microprocessors, teletypes, transformers, power supplies, scopes, sig. gen's, motors, peripheral equipment, I.C.'s, tools, components, variacs, keyboards, transistors, microswitches, V.D.U.'s sub-assemblies + thousands of other stock lines. Just a mere fraction of our vast range, is displayed below. 100's of bargains for callers.

SUPER 77 KEY KEYBOARD KIT



We've done it again! We've purchased a large quantity of CPCLARE top quality keyboard reed switches plus full QWERTY keytop sets and thrown in a PCB to enable you to customise the keys just as YOU want them, just add and wire an encoder chip and you can arrange ASCII, BAUDOT, anything! Adding up to a quality keyboard which would normally cost around £100.00. Supplied with layout and assembly info at only £26.99 + £1.50pp.

HOW TO GET HERE
 Victoria, London Bridge or Holborn Viaduct to Thornton Heath. 1 minute from Thornton Heath Station.

POWER SUPPLY UNITS

5 VOLT 2.5/8 AMP TTL Made for TTL this compact ex computer systems unit features a 10 amp transformer. DC outputs of 5 volts @ 2.5 amps and 7.5 volts @ 5 amps are available. The 5v output is fully regulated and smoothed with electronic current limiting. May be easily modified for 5 volts @ 7-8 amps. Sold complete with circuit, believed working but untested. £8.25 + £1.60pp.

5 VOLT 3 AMP Ex computer systems, complete on one small chassis, features full regulation and crowbar over voltage protection.
£8.50 + pp 80p

PRINTERS

CENTRONICS 101A 132 column Matrix printer, serial/parallel input £525 + VAT
DATA PRODUCTS 300-1100 L.P.M. 80 column Barrel printer, standard T.T.L. parallel interface £650 + VAT
 Many other printers available from £45.00

KEYBOARDS

★ **76 KEY ASCII CASED** ★

At last a coded 76 key cased ASCII keyboard at the right price. Housed in an attractive light grey case, this unit was originally made for ICL for use in air-port reservation systems so only the BEST parts were used. It has everything, we think, to meet your most exacting requirements, numeric keypad, upper and lower case, cursor controls, single 5 volt rail, serial and parallel data outputs, plus eight LEDs mounted on the case. Supplied with circuits, believed brand new, but may have minor scratches on cases.
Only £43.50 + £1.60pp

★ LOW PRICE CHASSIS ★



A special bulk purchase enables us to offer the above keyboard at a lowest ever price 49 coded keys encoded into a direct TTL compatible 7 bit output. Features such as delayed strobe, 5 volt D.C. single rail operation and rollover protection make this an absolute must for the MPU constructor! Supplied complete with connection diagram and edge connector, at a secondhand price of only
£20.00 + P.P. £1.60

SUPER CASED VERSION Same as above spec. but housed in attractive two tone moulded, free standing case. Unit also includes an all TTL parallel to serial converter (no details) etc.
£27.50 + P.P. £1.85

TOROIDAL TRANSFORMERS

NP 240v pri. sec. 2 + 30v @ 4 amps 2 x 18v @ 1 amp £11.00 + p.p. £1.95 dimensions 4 1/2" x 2 1/2"
 PR 240v pri. sec. 15 0 15 @ 2 amps dimensions 3" x 2 1/2" £4.95 + p.p. 99p
 TM 240v 110v pri. sec. 15 0 15 8vA dimensions 2 1/2" x 1" £1.95 + p.p. 30p.
 All voltages measured off load.

Plugs, Sockets & Connectors Cannon 'D' Range		
Ways	Plug	Socket
9	£1.03	£1.26
15	£1.17	£2.01
25	£1.72	£2.58
37	£2.35	£4.14
50	£2.90	£5.46

25 way ex-equip. plug or socket £1.25
 -Edge connectors, gold plated.
 0.1" DS 85 way £3.99
 0.1" DS 45 way £2.46
 0.1" DS 56 way £3.25
 0.156 DS 36 way £2.00
 All connectors easily cut to size
 1000's of other connectors ex stock

REMEMBER! We will consider offers
OLIVETTI PRINTER & KEYBOARD type Te 300
 with PUNCH & READER. Upper case ASCII with V24 Interface.
 240 volt operation. **£125 each**

INFRA RED IMAGE CONVERTER type 9606 (CV 144)
 1 3/4" diameter. Requires single low current 3KV to 6KV supply.
 Individually boxed. With data
£12.50 each P&P 75p
 Infra Red Lamps also advertised

STEPPING MOTORS
 200 Steps — 20-oz/in. torque, 12/24 volt
 input 4-wire.
£12 each. P&P £1.50

STEPPING MOTORS
 200 Steps. 20 oz/in. torque. 120 volt
 operating 3 wire.
£4 each. P&P £1.50

RXs 770R Used. Tested **£100**
 730/10 Used. Tested **£85**.
 Limited quantity only

BC172 5p	BC212B 5p	74C20 25p	2N5449 5p	BC251 5p
BZY884V7 10p	SN76550 5p	74C08 25p	2N3053 15p	BC171A 5p
BZY8813V 10p	IC7451 10p	74C10 20p	TIS92 10p	BF760 5p
2N3006 5p	MC4001 15p	MC4049 35p	TIS93 10p	4013 30p
1N4305 5p	MC4012 15p	2N3704 8p	BC337 8p	
BZX79C12 10p	MC4020 75p	2N5447 5p	BC327 8p	

REGULATORS—all at 45p each.
 MC7805: 7812; 7815; 7912; 7915.
 MC1496L — 70p

16 pin DIL Socket 10p. 14 pin SIL Socket 8p.
 LED type TIL 209 Red with holder 10p each.
 SLOTTED OPT SWITCH supplied with data — normally over £2. OUR PRICE 75p each.
 ROCKER SWITCHES 2 pole c/o — 15p each.
 Spring Action TERMINALS — normally over 30p ea. OUR PRICE 15p each.
 TOROIDAL TRANSFORMER 0-115V-230V Input; 13.5V-0-13.5V rated 8VA output **£1.70**
 each. P&P 75p.
 Sub-min TRANSFORMER 0-120-240V Input. 12V-0-12V rated 4VA. Output 75p each. P&P
 50p.
 L.E.D.s Standard White 12p; Standard Yellow 15p; Small White 8p.

We still have a large quantity of TEST GEAR,
 OSCILLOSCOPES, SIGNAL GENERATORS,
 ETC., and they are priced to move.
 CALLERS WELCOME, or write, or, better
 still, PHONE for details.

MUST CLEAR
LARGE QUANTITY OF
PHOTO MULTIPLIERS
 all with information. British. Approx. 2"
 window **£2 each**. British. Approx. 5"
 window **£3.50 each**. American. Approx. 2"
 window **£4 each**. Special American version
 by RCA **£6 each**. P&P all photomultipliers
£1 50 each.

709 DIL 14-PIN OPERATIONAL AMPLIFIERS
 at 8p each
 100 off 25% discount.

MINIATURE KEYBOARD
 Push contacts, marked 0-9 and A-F and 3
 optional function keys. **£1.75 each. P&P 65p.**

MAGNETOS
 — Brand New, Boxed
 Ex-Military
 Originally for Ministry aircraft, therefore
 finest quality — very reliable.
 Ridiculous **£4.75 each**

STEPPING MOTORS
 North American Phillips, 5 volt 3.3 Amp
 operation. 2 wire PPS 0-200 revs per min
 0-250 used. Tested **£16 each. P&P £1.50.**

MUST CLEAR
POLAR SPECTRUM ANALYSER
 5" Display. These are supplied with STU 2
 plug-in. 1 to 45 GHZ.
£85 each

TRANSISTOR INVERTOR
 115V AC 1.7 Amp Input. Switching is at
 20Khz. Output windings from Pot Core. Can
 be rewound to suit own purpose or unit can
 be broken for host of components. Circuits
 supplied. **£1.25 each. P&P £2.**

RXs 770R Mk II
 940
 24V inverter version
SPECIAL GOVT. QUALITY

CONVERT THIS UNIT TO A SUPER BATTERY CHARGER
 Attractive green ministry quality case with
 removable top and bottom plates — heavy
 duty power switches — high powered resist-
 ors to control current — good quality centre
 mounted amp meter — strip of wing nut
 terminals on front panel which can be used
 for connecting leads. ALL THIS FOR **£3.50**,
 P&P £2. Four Units **£12**. Carriage **£5**.

STEPPING MOTORS
 6/12 position with additional where the
 rotor is coils. Device can be used as a tacho.
 Diagram supplied. Will actually work on 5
 volts, 12/24 recommended.
£1.50 each P&P 75p or 5 for £5 P&P
£1.50.

4 DIGIT 7 SEGMENT per digit plus a
 figure one to the left plus a centre minus sign
 to the left of the figure one with decimal
 places between digits. Good brilliance at
 1.5V. 15 Connections.
 Miniature 4.7K PRESET. 10 for 25p ea.
 100 for £2.
 74100N — 75p each.
 TIS 50 — 10p each MC 4016 — 25p each
 MONSANTO DISPLAY type MAN101A
 0.3" display **£1 each**.

KEYBOARD PAD
 Size 3x2 1/2x2" high with 12 Alma Reed
 Switches. Blue keys marked in green 0-9
 and a star with one blank.
£4 each, P&P £1, or 5 for £15 P&P £2.

TANTALUM BEAD CAPACITORS. 4.7uf 25V. 10 off **£1**; 100 off **£7.50**.
TEXAS Low Profile 40pin IC Sockets **45p ea.**
SMALL TRANSFORMER. 240V Input. Output 2 windings 12V and 24V 1 amp. **£2 each.**
SO SIMPLE SO SAFE.
 Fit a push button **CIRCUIT BREAKER** Small, compact, 3 ratings 0.8; 1.8 and 10Amp. State
 which one when ordering. **75p each.**
AMP METER 2 1/2" dia. Scaled 0-60. Basic 75MV FSD. Complete with external 60Amp
 Shunt. **£2.50 ea. P&P £1.50.**

Very few of these
VGC £175 each

DIODES
 All new full spec. devices. IN3063. BAX 13.
 IN4148; IS44. 100 off **£1.50** — 1,000 off **£10**.

BLUE THERMAL PAPER
 430ft roll 8 1/2" wide
£2 per roll. P&P £1.75

VARIACS Ex-Equipment Good condition 8 Amps **£25 ea.**
20 AMPS **£35 ea.**
 Some 3 phase available. Please enquire.

CRYSTALS
 19.2KHZ FLAT METAL CASE — 50p each.
 10 MHZ B7G 50p each.

LOUD HAILERS
 Transistorised hand-held, no leads, standard internal batteries supplied.
 Howl switch. **£20 each. P&P £2.**

TRANSFORMERS — Standard Mains input.
 Secondary outputs.
 6KV 0 125A **£15 ea.**
 3KV 50MA **£8 ea.**
 18KV 30MA **£60.**

22.5KV 110MA **£50 ea.** 12KV 30MA **£20.**
 60KV 0.0273 **£150.** MULTI PURPOSE MAINS TRANSFORMER 4 windings each
 winding 0-10-110-125 at 48A **£15 ea.**
 425V 50HZ 2 Wire input. Output 8.5KV 2.55KVA. Could be
 run on 240V at 1/2 rating **£15 ea.**
 STEP DOWN ISOLATING TRANSFORMER. Input 220. 250V
 50HZ Output 115V 1.8KVA. BRAND NEW. These are reservey
 conservatively rated **£20 ea.**

CAPACITORS
 2mfd 5KV **£4 ea.** 0.5 mfd 10KV **£4 ea.**
 0.5 mfd 5KV **£4 ea.** 8 mfd 2.5KV **£4 ea.**
 CARRIAGE on these units will be charged at cost.

INFRA RED QUARTZ LAMPS. 230V 620Watts. Size 13 1/2" x
 1/2" dia. **£1.50.**
BRIEFO RECTIFIER. 2 Amp 50p ea.
PHOTOIODE DETECTOR 4" fly leads, 25p ea.
AMPHENOL. 17-way chassis mount edge connectors 0.1
 spacing. 15p ea.
 I.E.C. Standard MAINS LEAD. Moulded (3 vertical flat pins centre
 offset) 60p ea.
FANS. 115V 13 Watts. Size 3 1/4 x 3 1/4 x 1 1/2" BRAND NEW.
£4.50 ea. Secondhand **£2.50 ea.**

Miniature **MOTORS** 12V with geared wheel (8 teeth 3/16" dia).
 Size 1 1/4 x 1/4" dia. New 30p ea.
MOTOR 12V DC with pulley and integral semiconductor. Speed
 Control. New **£1 ea.**
LEDEX ROTARY SOLENOIDS. 115V DC. No switch assembly.
 15p ea.
DIAMOND H CONTROLS ROTARY SWITCH. Single pole
 10 way. Printed Circuit Mount. New 10p ea.
OLEXY LINE. 50 nanosecs. 3 connections, ground-in-out. Size 2
 x 7/16 x 16". New 25p ea.
PULSE TRANSFORMER. Sub min. Size 1/2 x 5/16 x 1/4".
 Secondary centre tapped. New 20p ea.
MOTOR by Inland Motor Corp. DC High Torque. Reversible.
 Usable torque at 5V. Max voltage 24V **£2.50 ea. P&P £2.**
REMO TV TYPE MULTIPLIER. Two high voltage outputs and
 focus. **£1 each.**
DON'T TAKE CHANCES. Use the proper EHT CABLE. 10p per
 metre or **£7.50 per 100 metres/drum. P&P £2.**
MOTOR by Eastern Air Devices Inc. 125V reversible with toothed
 shaft (10 teeth 1/4" dia). Size 2 1/4 x 2 1/4" dia 75p ea. P&P £1.
PHOTOGRAPHIC LAMPS. Pearl 230V 500 watt. Screw cap
 75p ea. Box of 12 **£5.50. P&P £1.50.**
SPEAKERS 2 1/2". 50 ohm 0.2W. New 40p each.
RAPID DISCHARGE capacitors 8mfd 4kV **£5 each. P&P £2.**
MYSTERY IC PACK. Some 40 pin — good mixture — all new
 devices. 25 ICs for **£1. P&P 50p.** You find out what they are and
 we will buy the information from you.
VACUUM PUMPS — TRAPS, ETC. Send for list.
DECOUPLING CAPACITORS
 0.05mfd 10V; 0.01mfd; 0.1mfd 50V; 0.047mfd 250V. All values
 100 for **£1.**
E.H.T. CAPACITOR 600pf 8KV 20p each.
10-way MULTI COLOUR RIBBON CABLE. New 40p per
 metre. 10 metres for **£3.**
GEK UHF 4-button tuner **£1.50 each.**
CENTAUR 115V FANS 4 1/2 x 4 x 1 1/2" **£4.50 ea.**
EX-USED equipment, tested, 60p each.
POTTER & BRUMFIELD TIMER RELAY. 115V AC. Heavy
 duty. 7 pole c/s with 2 second delay. Charge R & C for different
 timing 50p each.
BIG INCH Motor 110V AC 3 rpm 50 cycle. Very small 50p each.
CONTACTORS. Heavy Duty 24V DC 5 make **£1 each.**
GEK UHF/VHF 6-button tuner **£2 each.**
DIGITAL 24-HOUR CLOCK with built-in alarm as used in Braun
 Digital clocks. Silent running. Large illuminated numerals. AC
 mains. Size 6 1/2 x 2 1/4 x 2 1/4" ONLY **£3.75 each.**
931A PHOTO RECTIFIER in stainless steel container with
 window and built-in resistor network. **£2 each. P&P £1.**
SLIDER CONTROL 500W. Log Single track. Complete with
 knob. Length 3 1/2". 25p each.
RANCO 250V 18A THERMOSTATS with Control knobs
 calibrated 50-200 degree C **£2.50 each.**
SOLIO STATE UHF TUNERS. 30 acs **£1 each.**
BRAND REX blue wire wraps 30 metres for **£1. P&P 25p**

5in **SOLID RUBBER RINGS** (1" dia. rubber). Keep the kids (or
 dog) happy. 4 for **£1. P&P £1.50.**

TRANSFORMERS
AUTO 240V input 115V. 1 Amp output **£1.25 each. P&P £1.25.**
 240V input. Sec. 6V. 1.68A Size 2 1/2 x 2 x 2". Good quality.
£1.50 ea. P&P £1.
 240V input. Sec. 12V 0.92. Size 2 1/2 x 2 x 2". Good quality. **£1.50**
 each. P&P £1.
 240V input 12V 100MA. Size 60 x 40 x 42mm. 50p each.
 240V input. Sec. 12-0-12V 50MA. Size 53 x 45 x 40mm. **£1 ea.**
 115V input. Sec. 5V 250MA. Size 1 1/16 x 1.5 x 1 1/4". 2 for
 50p.

SEMICONDUCTORS
 1N4005 — 5p; 1N4003 — 3p.
 At 5p each:
 BC147, BC157, BC158, BC237, BF197, OA90, OA81, BC148B,
 BA154, BA243.
 At 25p each:
 TIP31, TIP41A, 2N5296, AF139, 2TX341.
 BY127 10p, BF181 20p; BD239 49p; BD241 40p; MA343AT
 49p; BD228 50p; BD233 & BD234 Comp Pair 25W — 80p per
 pr. at 50p each.
REGULATOR TBA625 B to 20V in — 5V out 100MA TOS Con.
 50p each BF256C 20p.
TV AMPLIFIER TBA120 20p each.

Integrated Circuits

7453 5p	74H74 12p	75325	£1
7451 5p	74H51 7p	SN15882	4p
7451 5p	74538 10p	MC4028	69p
7402 12p	74502 12p	7417	14p
7476 20p	74154 70p	7441	40p
7495 35p	74C02 18p	74C86	50p
74122 12p	74C04 18p	74C161	24p
74C00 17p	74C74 18p		

MOTOROLA DUAL in Line 6 pin Opto Coupler 30p each. Gold
 plate tester version 50p each.
EPROMS 2708 **£5.50 each.**
TELEPHONES 706 style black or grey **£5.50 each.** 746 style
 black or grey **£7.50 each.** Older style black **£2.50 each.** P&P
£1.50 per telephone.
HONEYWELL humidity controllers 50p each.
THRYSOR TIMER. Solid State. 15 secs adjustable (reset) in
 plastic relay case. Standard 7-pin base. Series delay 50p each.
MINIATURE PC MOUNT SLIDE SWITCH. Single pole 3-way
 10p each.
VARIACS. 2 amp Standard 240 Volts **£10 each. P&P £2.**
ELECTROSTATIC VOLTMEAS. 7.5KV **£8 each. P&P £1.50.**
 Other ranges available. Please enquire.
TRIMMERS. Sub min. 0.25 to 1.25p. 1 to 4.5p. 7 to 45p. All
 at 6p each.
CROWN replacement MOTOR for IBM GOLF BALL TYPEWRITER
 115VOLT 50HZ 1350 RPM. **£4.50 ea. P&P £2.**
SMITHS encapsulated transistorised **AUDIBLE WARNING**
DEVICES 4V-12V. Can be driven from TTL 65p each.

MINIMUM ORDER **£3** VALUE OF GOODS. MINIMUM P&P **£1** — where P&P not stated please use own discretion — excess refunded. CARRIAGE ALL UNITS.
£5 P&P or CARRIAGE and VAT at 15% on total MUST BE ADDED TO ALL ORDERS.
CALLERS VERY WELCOME STRICTLY BETWEEN 9am-1pm and 2-5pm Monday to Saturday inc.
BARCLAYCARD (VISA) and ACCESS taken. Official orders welcome.

CHILTEAD LTD
NORWOOD ROAD, READING **TELEPHONE NO. READING 669656**
 (2nd turning left past Reading Technical College in King's Road then first right — look on right for door with "Spoked Wheel")

NASCOM-2 MICRO-COMPUTER

FREE 16K RAM B Improved Model

only **£335** + VAT IMMEDIATE DELIVERY

780A 8 bit. This will run at 4 Mhz but is selected between 2/4/Mhz. On-board, addressable memory. 2K 2K Monitor — Nas-sys 1. 1K Video RAM (MK 4118). 1K work space/User RAM (MK 4118) (8K Microsoft Basic PR) (MK 3600 ROM). 8K Static RAM/2708E Pr.

Power Supply £29.50 + VAT.

Microprocessors 280A, 8 bit CPU. This will run at 4Mhz but is selectable between 2/4 Mhz. This CPU has now been generally accepted as the most powerful 8 bit processor on the market.

INTERFACE

Keyboard New expanded 57 key Licon solid state keyboard especially built for Nascom. Uses standard Nascom, monitor controlled, decoding.

T.V. The tv peak to peak signal can drive a monitor directly and is also fed to the on-board modulator to drive the domestic T.V.

I.O. On-board UART (Int. 6402) which provides serial handling for the on-board cassette interface or the RS232/20mA teletype interface.

The cassette interface is Kansas City standard at either 300 or 1200 baud. There is a link option on the NASCOM-2 for 2400 Baud.

The RS232 and 20mA loop connector will interface directly into any standard teletype.


The input and output sides of the UART are independently switchable between any of the options — i.e. it is possible to have input on the cassette and output on the printer.

PIO There is also a totally uncommitted Parallel I/O (MK 3881) giving 16, programmable, I/O lines. These are addressable as 2 x 8 bit ports with complete handshake controls.

Documentation Full construction article is provided for those who buy a kit and an extensive software manual is provided for the monitor and Basic.

Basic The Nascom 2 contains a full 8K Microsoft Basic in one Rom chip with additional features like DEEK, OOKE, SET-RESET for simple programming.

SYSTEM KITS from £225



Microprocessor board* (Nascom 2)
4MHz Z80 CPU; TV or Video + 1200 baud Kansas City + Serial RS 232 printer Interfaces; Keyboard; 128 character ASCII plus 128 Graphics in 2 x 2K ROM; free 16-way parallel port; 8K BASIC; NAS SYS operating monitor. £280 built and tested.

Firmware & MOS ICs
Zeap Assembler (4, 1K x 8 EPROMS) £50
Nas Pen text editor (2, 1K x 8 EPROMS) £30

Floppy disc system
Double sided, double density 5¼in disc giving 280K bytes formatted, including controller board/PSU/Housing and interconnects. £480. Controller board £127.50. Second Disc £240. CP/M £80.

System 80 housing
High strength GRP moulding
Accepts 12 x 8 Nascom 2 CPU board, four 8 x 8 expansion boards. £85 incl. frame racking, interconnects and motherboard.

Expansion Boards* (in kits)
16K RAM £127.50 ● 32K RAM £175
48K RAM £220
High Resolution Programmable Graphics £90
High Resolution Colour add on £37.50
Colour Board Kit £140

All prices subject to VAT.

No more slaving over a hot soldering iron. The Nascom 1 is now supplied BUILT!
Britain's biggest small system is available fully constructed for you to slot into your own housing, for the ridiculously low price of £140 plus VAT (kit price still only £125 plus VAT).

nascom-1

12" x 8" PCB carrying 45LSI MOS packages, 16 1K MOS memory packages and 33 TTL packages. There is on-board interface for UHF or unmodulated video and cassette or teletype. The 4K memory block is assigned to the operating system, video display and Eprom option socket, leaving a 1K user RAM.

The MPU is the standard Z80 which is capable of executing 158 instructions including all 8080 code.



NASCOM PRODUCT LIST + VAT

I/O board kit less I/O chips	45.00
UART + BAUD rate generator + crystal for I/O board	16.00
CTC — MK3882 multiple interrupt driven clock generator for I/O board	8.25
P/IO — MK3881 + interconnect for I/O board	8.50
P/IO interconnect only (for I/O board)	3.80
Econographics kit for additional 128 characters (N1 only)	30.00
2708/2716 Programmer for Nascom 1 and 2 under NAS-SYS	20.95
Nascom 19" rack mounting card frame for N1 and N2	32.50
Nas-DA disassembler 3 EPROM for Nas-sys	37.50
MK36271 8K BASIC in 8K x 8 ROM	40.00
Naspen VS in 2 EPROM	30.00
Nas-sys monitor in 2 EPROM	25.00
Nasbug T2 1 x EPROM	12.50
Nasbug T4 2 x EPROM	25.00
Tiny Basic 2 x EPROM	25.00
Super Tiny Basic 3 x EPROM	37.50
Super Tiny Basic upgrade 1 x EPROM	12.50
Tape Software	
ZEAP 1, 2 tape and documentation for N1	30.00
ZEAP 2 tape and documentation for Nas-sys	30.00
8K BASIC tape and documentation for N1	15.00
MEMORIES Discounts 10% for 4, 15% for 8, 20% for 16	
MK3880 (Z80) for N1	7.50
MK3880-N4 (Z80A) for N2	7.95
MK4116 16K x 1 dynamic RAM	7.50
MK4027 4K x 1 dynamic RAM	2.25
2102 1K x 1 static RAM	1.00
4118 1K x 8 static RAM	12.75
Unprogrammed 2708	7.50
Unprogrammed 2716	19.95
IM6402 UART	4.50
2114 1K x 4 Static RAM	3.95
8080A	5.25

NASCOM IMP

PLAIN PAPER PRINTER

Fully built and housed in a stylish enclosure interfaces with all micro computers

The Nascom IMP (Impact Matrix Printer) features are

- 60 lines per minute.
- 80 characters per line.
- Bi-directional printing.
- 10 line print buffer.
- Automatic CR/LF.
- 96 character ASCII set (including upper/lower case, \$, %, £).
- Accepts 8½" paper (pressure feed).
- Accepts 9½" paper (tractor feed).
- Tractor/pressure feed.
- Baud rate from 110 to 9600.
- External signal for optional synchronisation of baud rate.

IDEAL FOR WORD PROCESSING

COMPUTER KEYBOARDS

TASA 56 key touch sensitive keyboard. All ASCII characters including control keys. Parallel output with strobe. Shift lock. Keys coded in 3 colours to indicate function. 18 V DC at 35 mA. 15" x 6.25" x 0.385" thick. Black resin encapsulated.
£49.50 + VAT

Star Devices Mk III 71 key touch sensitive keyboard. With numeric pad. All ASCII characters including control keys. Auto key repeat. Parallel output with strobe. Shift lock with indicator LED. Built in 'beeper' with level control. 5 V DC at 300 mA 15" x 7" x 1.25". Grey case with white keys on blue.
£48.50 + VAT

Carter 57 key ASCII keyboard. Conventional keyboard. 128 ASCII characters including control keys. Parallel output with strobe, Shift lock. + 5 V and -12 V DC. 12" x 5.5" x 1.5". Black keys with white legends.
£39.34 + VAT.

FERRANTI — "SIZE 14 x 6 x 3" SLOPING FRONT
55 Key ASCII Coded in steel case. Complete with Plug and Cable with circuit to convert to T.T.L. levels. In good condition at only £25 + VAT, P/P £2.50

CENTRONICS QUICK PRINTER

LIST PRICE £459.00 INCL. VAT

OUR PRICE £195.00 + VAT

EXCLUSIVE TO HENRY'S 50% OFF MAKER'S PRICE

for:

- Software selectable 20, 40 and 80 column using 120mm aluminiumised paper. 1 roll supplied.
- 150 lines per minute.
- Centronics parallel data interface for Nascom, Tandy, etc.
- 240 volt mains input. ASCII character set
- Paper feed, and on/off select switches. 'BELL' signal. Weight 10lbs. Size: 13" x 10½" x 4¼. list price £400.
- New boxed and fully guaranteed

POST PAID Price £195.00 + VAT
See **COMPUTING TODAY** Recommendations March/May issues

TANGERINE

LONDON DISTRIBUTORS **COMPUTER SYSTEMS**

Microtan 65 Kit, Incl. VAT	£79.35	Lower case pack, incl. VAT	£10.90
Microtan 65 Assembled, incl. VAT		Chunky Graphics Pack, incl. VAT	£7.50
	£90.85	20 Way Keypad, incl. VAT	£11.50
Tanex (min. con) Kit, incl. VAT	£49.45	Mini-mother board, incl. VAT	£9.95
Tanex Assembled, incl. VAT	£60.95	Complete Tangerine range available	

SEND FOR COMPLETE COMPUTER BROCHURE FREEPOST TO ADDRESS BELOW

Your London & National Nascom Distributor. Export Orders deduct VAT, but add 5% carriage. Official Export & Educational Orders welcome. Our Telex 262284. Mono Ref. 1400 Transonics.

PLEASE ADD VAT 15% EXCEPT WHERE STATED

Henry's Computer Kit Division
404 Edgware Road, London W2 1ED, England I.E.D. 01-402 6822

ELECTRONIC

GILT-EDGED USED

A.C. VOLTMETERS

BOONTON True R.M.S. Voltmeter 93A	£375
FLUKE AC/DC Differential Voltmeter 883AB	£975
HEWLETT PACKARD Log Voltmeter / Amplifier 7563A	£445
MARCONI INSTRUMENTS A.C. Voltmeter 400EL	£225
Valve Voltmeter TF 2600	£175
Valve Voltmeter TF 2604	£250
R.F. Millivoltmeter TF 2603	£525
PHILIPS A.C. Millivoltmeter PM2454B	£225

ANALYSERS

BIOMATION Logic Analyser 1650D	£3600
GENERAL RADIO Vibration Analyser 1911A	£1750
HEWLETT PACKARD Spectrum Analyser 141T c/w 8552A & 8554L	£4350
Logic Analyser 1600A	£1350
Network Analyser System 8407A+8412A c/w 8600A+8601A Sweep Marker Generator 100KHz-110MHz range.	£3500
Swept Amplitude Analyser 182T+8755A 15MHz-18GHz.	£2500
MARCONI INSTRUMENTS Wave Analyser TF 2330A	£725

BRIDGES

A.V.O./B.P.L. Capacitance Bridge CZ154/5	£995
BOONTON VHF 'Q' Meter. 280AP. (210-610 MHz)	£650
Inductance Bridge 63H	£2750
GENERAL RADIO Immittance Bridge 1607A	£750
LCR Bridge (0.05%) 1608A	£1195
MARCONI INSTRUMENTS Universal Bridge TF 1313	£325
'Q' meter TF1245 c/w TF1246 and TF1247	£950
RHODE AND SCHWARZ Inductance Meter LRT	£475
Capacitance Meter KRT	£475
WAYNE KERR A.C. Testmatic A60	£1500
Universal Bridge B221 (0.1%)	£225

D.V.M.s AND D.M.M.s

DATRON 5½ digit D.V.M. 1051	£995
FLUKE 3½ digit D.M.M. 8022A (New)	£89
3½ digit D.M.M. 8020A	£99
5½ digit D.M.M. 8800A	£599
5½ digit D.M.M. 8800A-01	£650
5½ digit D.V.M. 8300A	£199
PHILIPS Autoranging D.M.M. PM 2514	£125
3½ digit D.M.M. PM 2522	£175
4 digit D.M.M. PM 2524	£225
Autoranging D.M.M. PM 2527	£400
SCHLUMBERGER 5½ digit D.M.M. A243	£425
Microprocessor D.M.M. 7065	£950
As above with processor option	£1250
Microprocessor D.M.M. 7055	£850
As above with processor option	£1150



HEWLETT PACKARD 1707B OSCILLOSCOPE

75MHz Dual Trace,
10mV, Sweep Delay

**FANTASTIC
LOW PRICE**

**ONLY
£650**

30 day warranty

HEWLETT PACKARD 3490A DMM

5½ digit. AC/DC volts.
1µV resolution on DC.
Autoranging. Variable
display time. Resistance
down to 1mΩ

**UNBELIEVABLY
LOW PRICE**

£375

Manufacturer's price
over £1500

30 day warranty

COSSOR 4100

OSCILLOSCOPE

75MHz, Dual Trace
5mV, Sweep Delay, a
very sophisticated unit
with a very bright trace.

£450

30 day warranty

**AMAZING
VALUE**

49/53 Pancras Road London NW1 2QB Tel: 01-837 7781. Telex 298694

Unless otherwise stated all equipment offered in the Electronic Brokers advertisement is refurbished and in the case of Test Equipment also calibrated. Test equipment is guaranteed for 12 months; computer peripherals for 3 months.

WW - 100 FOR FURTHER DETAILS

BROKERS

TEST EQUIPMENT

FREQUENCY COUNTERS

ADVANCE

500MHz Counter TC 15 & TC 15 P1 £495

FLUKE

250MHz Multifunction Counter 1911A-01 £325

500MHz Multifunction Counter 1912A £395

125MHz Multifunction Counter 1925A £350

Counter Timer 1953A opt. 15 & 16 £850

PHILIPS

1GHz Timer Counter PM 6615 £500

80MHz Universal Counter PM 6611/02 £275

520MHz Univ. Counter/Timer PM6614 £395

80MHz. Freq. Counter PM6664 £250

RACAL

520MHz Freq. Counter 9915 £350

OSCILLOSCOPES

COSSOR

35 MHz Dual Trace CDU 150 £395

HEWLETT PACKARD

75 MHz Dual Trace 1707A £600

High Sensitivity Single Trace 130C £250

MARCONI INSTRUMENTS

X-Y Display TF 2213/1 c/w Memory Unit TK £790

PHILIPS

25MHz Dual Trace PM 3212 £625

25MHz Dual Trace PM 3214 £700

S.E. LABS

6 Channel Monitor SM121 £395

TEKTRONIX

100MHz 465B "Brand New" Dual Trace, Swep £1395

Delay, Alternate Sweep, Trigger View, 5mV sensitivity c/w all standard accessories. £1395

465 100MHz. Spec. similar to 465B but no alternate sweep. £1195

200MHz D. Trace Portable 475 £1790

35MHz Dual Trace T932 £550

W. Diff. Plug In £295

1A6 Plug In £199

RECORDERS

PHILIPS

Single Channel Recorder PM 8110 £195

RACAL

Store 4 FM Tape Recorder, 4 tracks DC-20KHz, 7 speeds. £1950

SHANDON SOUTHERN

6 Channel U/V Recorder 10-650 £725

WATANABE

6 Channel Chart Recorder MC 641 £2250

YOKOGAWA

Chart Recorder 3047 £450

SIGNAL SOURCES

HEWLETT PACKARD

Variable Phase, Sine and Signal Generator 203A £495

Oscillator 10Hz-10MHz 651B £415

V.H.F. Oscillator 3200B £400

Decade Oscillator 4204A £750

U.H.F. Signal Generator 612A £850

V.H.F. Signal Generator 608F £450

R.F. Sweeper 8620A c/w. 86220A £1750

R.F. Sweeper 8690B c/w. 8698B £2800

8699B and 8694B £2800

S.H.F. Signal Generator 618C (Mint cond.) £1985

RF Sweeper/Marker Generator 8600A+ £1500

8601A, 100KHz-110MHz. 5 marker frequencies.

MARCONI INSTRUMENTS

A.F. Oscillator TF 2000 £325

A.F. Oscillator TF 2100 £150

A.M. Signal Generator. TF801D/8S £550

L.F. Oscillator TF 2102/1M1 £195

U.H.F. Signal Generator TF1060/3 £650

Two Tone Source TF 2005R £295

H.F. Generator TF 144H/4 £750

PHILIPS

Function Generator PM 5108 £250

Function Generator PM 5127 £395

Function Generator PM 5167 £500

TELONIC

R.F. Sweeper 2003 c/w 3302, 3331, 3341, 3351, 3360, 3370 (1-300MHz) £1150

MISCELLANEOUS

ADVANCE

Off Air Frequency Standard OFS 2B £150

AVO

Valve Tester VCM 163 £475

BRADLEY

AC Calibrator 125B £475

DC Calibrator 126B £250

BRUEL KJAER

Sound Level meter 2203 & Microphone 4145 £395

DATALABS

Power Line Disturbance Monitor DL019 £175

FLUKE

DC Differential Voltmeter 895A £950

Meter Calibrator 760A/AF £2150

GENERAL RADIO

Sound Level Meter 1933 £1000

Cassette Recorder 1935

HEWLETT PACKARD

DC Microvolt-ammeter 425A £250

AC/DC Differential Voltmeter 741B £695

Vector Impedance Meter 4815A £1950

S Parameter Test Set. 8745A £2750

Insulation Resistance Meter 4329A £500

MARCONI

M.F. Attenuator TF 2162 £135

A.F. Power Meter TF 893A £185

Transmission Test Set TF 2332 £425

Transmission Test Set TF 2333 £600

P.C.M. Regenerator Test Set OA 2805A £2700

P.C.M. Multiplex Tester TF 2807A £1500

RHODE AND SCHWARZ

Stereocoder MSC £850

SIEMENS

Carrier-Freq. L.M.S. D2021/W2021/G2021 £1700

10KHz-25MHz £1700

Level Measuring System. D2074/W2074/G2006 £2600

Carrier Frequency Level Test Set W2007+D2007, 6KHz-18.6MHz. £1750

TEKTRONIX

Pulse Generator 2101 £420

Time Mark Generator 2901 £395

TM515 Main Frame c/w FG504 0.001Hz-40MHz function generator. 2 Off PS503A Triple Power Supplies. £1250

TM515 Main Frame c/w SC502 15MHz Oscilloscope. FG503 1.0Hz-3MHz Function Generator. DM502 3½ digit DMM. DC503 100MHz Counter. £1495.

TEXSCAN

Sweep Generator VS 40 £650

WANDEL & GOLTERMAN

Level Measuring Set-up. PSM 5. 10KHz-36MHz £1850

PCM Test Set PCM-1 (PCMG-1 & PCME-1) £1500

Level Measuring Set-up PSM-4 (OD-4/PM-4/PS-4) 200Hz-2MHz £2200

WAVETEK

Sweep Generator 135 £275

Programmable Phase Meter 755 £550

POWER SUPPLIES

ADVANCE

PMA47. 0-15V @ 3A (Presetable). £37

PMA 50. 0-15V @ 5A (Presetable). £45

PMA 53. 0-15V @ 10A (Presetable). £65

MG 5-60 5V @ 60A (Switching). £160

MG 5-20 5V @ 20A (Switching). £120

MG 5-10 5V @ 10A (Switching). £95

MG24-12 24V @ 12A (Switching). £130

MG24-5 24V @ 5A. (Switching). £95

ONLY SMALL SELECTION OF OUR VAST STOCKS SHOWN HERE

BRAND NEW!

TEKTRONIX SCOPES

Model 465B

100MHz Dual Trace

Portable

Quick Delivery

OUR PRICE: £1395

BRAND NEW!

FLUKE D.M.M.s

We now stock all the

8000 Series D.M.M.s

Specs. & Prices on request

12 MONTH WARRANTY

All Second User Test Equipment is fully guaranteed for 12 months unless otherwise stated.

49/53 Pancras Road London NW1 2QB Tel: 01-837 7781. Telex 298694


Hours of Business: 9 a.m.-5 p.m., Mon.-Fri. Closed lunch 1-2 p.m.
Add 15% VAT to ALL PRICES

A copy of our trading conditions is available on request.
Carriage and Packing charge extra on all items unless otherwise stated.

WW - 100 FOR FURTHER DETAILS

Electronic Brokers

No.1 in Second User Minis & Peripherals




CENTRONICS 101A

Heavy duty Matrix Printer with 64 ASCII upper case character set, 165 cps operation, 132 print positions with adjustable tractor feed, 7x9 dot matrix, parallel input. **£750.00.**



HEWLETT PACKARD PROGRAMMABLE CALCULATOR MODEL 9830A

8K Memory, Extended I/O ROM, String Variables ROM, 4 Peripheral Interfaces (1 serial, 3 parallel). PRICE **£2,750.00**



ASR 33 Teletype

Input/Output terminal incorporating paper tape punch and reader, 64 ASCII upper case character set, 110 baud operation, even parity keyboard, choice of RS232 or 20 mA interface. NOW ONLY **£595.00.**
Options: ICL-type keyboard **£50.00**, 8th level marking **£25.00**, remote reader control **£50.00**, reader step **£20.00**, Auto reader **£25.00**, pedestal **£30.00**



GE TERMINET 1200 RO

High-Speed typewriter-quality Impact Printer with switch-selectable print speeds of 30, 60 and 120 cps. 80 print positions with adjustable pin-feed paper tractor. Full upper and lower case ASCII character set. Current loop (20mA) interface. NOW ONLY **£495.00.** (optional extra — parity card **£50.00**).



DEC MM11DP CORE MEMORY

16KW core for PDP 11/04 & 11/34 series. BRAND NEW SURPLUS. ONLY **£750.00** (while stocks last).



EMI MONITOR

15" Diagonal Tube Integral Power Supplies, accepts composite or separate video input. BRAND NEW SURPLUS. Price **£100.00.**

DEC EQUIPMENT

BA11-KF Expander Box	£1,325.00
DL11W Asynchronous Interface	£395.00
DRV11 Parallel I/O (LSI11)	£75.00
KL8JA Asynchronous Interface	£275.00
KW11P Programmable Clock	£345.00
LA11PD 180 cps printer & control	£1,500.00
MF11L 8KW Core including 9-slot system unit	£975.00
MM11LP 8KW Parity Core	£750.00
MSV11C 16KW MOS Memory (LSI11)	£495.00
MS11JP 16KW MOS Memory	£895.00
PDP11/40 Processor with 32KW parity core,	
KT11D Memory Management,	
DL11 Interface, 6ft. cabinet	£4,950.00
PR11 High speed reader & control	£925.00
REV11 Bootstrap (LSI11)	£75.00
RK05F Add-on disk drive	£2,250.00

PDP8E Series modules — large stocks of option modules, add-on core, CPU boards etc. all at reduced prices.

NEW ASCII KEYBOARDS — NEW LOW PRICES

KB 771 Superb 71-station ASCII Keyboard incorporating separate numeric/cursor control pad and installed in custom-built steel enclosure with textured blue enamel finish. Ideal for the VDU builder. Case dimensions 17 1/4" x 7 1/2" x 3 3/8". Total weight 4kg. PRICE **£89.50**

(mail order total £108.10).



KB756 56-station ASCII Keyboard mounted on P.C.B.	£45.00	£53.48
KB756MF As above, fitted with metal mounting frame for extra rigidity	£49.50	£58.65
KB710 10-key numeric pad, supplied with connecting cable	£8.00	£9.78
KB701 Plastic enclosure for KG756 or KB756MF	£12.50	£15.24
KB702 Steel enclosure for KB756 or KB756MF	£18.00	£23.00
KB2376 Spare ROM Encoder	£12.50	£15.24
KB15P Edge connector for KB756 or KB756MF	£3.25	£4.31
DC-512 DC convertor to allow operation at 5V only (plugs in to P.C.B.)	£7.50	£9.20
DB25S Mating connector for KB771	£4.25	£5.46
PERK 56-station ASCII Keyboard for PET Complete with PET interface, built-in power supply and steel enclosure	£145.00	£172.50

Discounts available for quantities

Mail
Order
Total

MISCELLANEOUS

BALL MIRATEL 9" Monitor with case, including space for keyboard. Integral power supplies included. Requires separate horizontal & vertical video input. **£95.00**

CLARE KEYBOARD SWITCHES. Special purchase of top-quality Clare SF-type switches. BRAND NEW SURPLUS **25p each**

DATA GENERAL Model 1210 CPU with 4K core **£795.00**

DIGITRONICS P135 paper tape punches. 35 cps. Solenoid device with 27VDC coil **£95.00**

HAZELTINE THERMAL PRINTER, 80 column 30 cps silent RO printer with parallel TTL input **£395.00**

SHUGART SA400 Mini-floppy disc drive — BRAND NEW **£195.00**

SHUGART SA800 8" floppy disc drive — BRAND NEW **£395.00**

TALLY 1602 MATRIX PRINTER, Parallel Input, Upper/lower case, Tractor feed, as new **£995.00**

TEKTRONIX 4010-1 GRAPHICS TERMINAL **£1,500.00**

TERMIPRINTER 7075 RO Impact Printer, Upper/lower case, pin-feed, RS232 **£395.00**

TEXAS 725 Portable Terminal with acoustic coupler **£625.00**

TEXAS 743 Portable Terminal RS232 **£795.00**

TEXAS 733 ASR Terminal **£1,375.00**

49/53 Pancras Road London NW12QB Tel: 01-837 7781. Telex 298694

WW — 101 FOR FURTHER DETAILS

ELECTRONIC BROKERS LTD

VDU PRICES

SHATTERED



£199

+ VAT

£299

+ VAT

£425

+ VAT

The low, low priced teletypewriter-compatible video display terminal, offering your choice of transmission speeds up to 9600 baud as well as parity generation and checking.

Specification

SCREEN SIZE — 12" diagonal.

SCREEN CAPACITY — 960 characters; 80 per line x 12 lines.

CHARACTERS — 5 x 7 Dot Matrix; 625-line raster.

CHARACTER SET — 64 ASCII alpha-numerics and symbols.

KEYBOARD — TTY format.

INDICATORS — Power On. Parity Error.

PARITY — Parity error indicated by Parity Light and question mark (?) displayed in character position.

TRANSMISSION — Asynchronous. Switch-selectable for any two standard rates up to 9600 baud.

OPERATING MODES — Full/Half Duplex.

MEMORY — High Speed MOS refresh.

STANDARD INTERFACE — CCITT V-24 (EIA RS-232 B/C).

REFRESH RATE — 50 fields per second.

When ordering please specify your choice of switch-selectable baud rates.

Standard: — Either A) 110/300 baud or B) 300/1200 baud

Optional: A combination of any 2 of the following transmission speeds can be provided at a surcharge of £25.00.

75, 110, 150, 200, 300, 600, 900, 1200, 1800, 2400, 4800, 9600, (N.B.: 900/1800 not compatible with 110/200 respectively).

The world's largest-selling teletypewriter-compatible video display terminal. The Hazeltine 2000 sets the standard in features, performance, reliability and value in an ever-expanding list of applications in Universities, Hospitals, Business, Finance and Government.

Features include ★ Switch-selectable transmission rates to 9600 baud ★ Three switch-selectable operating modes — full duplex, half-duplex or batch ★ Direct cursor addressability ★ Dual-intensity video ★ Tabulation ★ Powerful editing capability ★ Remote keyboard ★ Selective or automatic roll-up ★ Teletype compatible ★ Parity select ★ Large screen capacity ★ Clear 5 x 7 matrix character image ★ Full remote command set ★ Format capability ★ Standard peripheral interfaces.

Specification

SCREEN — 12" diagonal. 1998 characters: 74 per line x 27 lines.

CHARACTERS — 5 x 7 Dot Matrix; 625 lines raster.

CHARACTER SET — 64 alphanumeric and symbols. 32 ASCII control codes.

KEYBOARD — Detachable, solid state. TTY design. 10-key numeric cluster plus editing and cursor control keys.

TRANSMISSION — Asynchronous.

Switch-selectable, for combinations of 5 standard rates, 110 to 9600 baud.

OPERATING MODES — Switch-selectable, full duplex, half-duplex or batch.

MEMORY TYPE — 2048 x 8 RAM.

EDITING FEATURES — Full Cursor Controls plus Insert/Delete Character, Insert/Delete Line, Clear Screen, Clear Foreground Data Only, Tab.

STANDARD INTERFACE — CCITT V-24 (EIA RS-232 B/C).

REMOTE COMMANDS — Insert/delete Line, Clear Screen, Clear Foreground Data Only, Home Cursor, Address Cursor, Set Background intensity, Set Foreground Intensity, Carriage Return, Backspace, Ring Bell, Transmit, Print.

AUXILIARY OUTPUT — Standard printer interfaces; Standard cassette interface.

The Hazeltine Modular One terminal offers the full range of terminal performances — from simple teletypewriter compatibility to enhanced editing and polling capabilities:

The Modular one is supplied in two different versions. The BASIC MODEL provides the following features: ★ 1,920 character display (80x24) ★ 12-inch bonded ★ Incremental and absolute cursor positioning. ★ Dual video intensity ★ 11-key numeric pad ★ Movable keyboard ★ Choice of 8 transmission rates up to 9600 baud ★ Communication interfaces: EIA RS-232 and current loop ★ Choice of block or blinking underscore cursor ★ Choice of white-on-black or black-on-white display representation.

Optional:

Lower Case	£35.00
Printer Port (parallel)	£70.00
Printer Port (serial)	£70.00
EIA Data Cable	£15.00
Remote Edit	P.O.A.
Current Loop Interface	P.O.A.
Synchronous Interface	P.O.A.
External Baud & Parity Switch	P.O.A.
Also available: EDIT MODEL	£69.5
POLLING MODEL	P.O.A.

49/53 Pancras Road London NW1 2QB Tel: 01-837 7781. Telex 298694

OHIO SCIENTIFIC Superboard 2. Assembled 50 Hz, model £159.95 + 15% VAT post free. Colour-board 2 (the new colour version of Superboard 2) £205 + 15% VAT.

SPECIAL OFFER: If bought with super board or colourboard these items are at the reduced price shown first.
 * Also sold separately at the bracketed prices.
 * Add 15% VAT. Modulator and power supply kit £7.95 (£11). 4K extra ram £20 (£24). Case £23 (£26). Cassette recorder £13 (£15).

SINCLAIR PRODUCTS. New 10MHz scope £145. pfm200 £51.95, case £2.07, adaptor £4.20, connector kit £13.95. Microvision TV £89, adaptor £5.88, pdm35 £34.23, adaptor £4.20, case £2.07, dm350 £76.70, dm450 £102.17, dm235 £55.55, rechargeable batts. £8, adaptor £4.20, case £9. Enterprise prog. calculator + accessories £18.95. **COMPUTER GAMES,** chess champion 6 £49.95. Chess challenger 7 £75. New sensory chess challenger 8 £109. Atari video-computer £129. Cartridges £14.85.

COMPONENTS. 1N4148 0.9p, 1N4002 3.1p, 741 18p, bc182, bc184, bc212, bc214, bc548 5.5p. Resistors 1/4w 5% E12 10R to 10M 1p 0.8p for 50+ of one value, 16V electrolytics 5, 1, 2, 5, 10, 22mf 5p, 100mf 7p, 1000mf 11p, 1 lb F&C1 £1.50, dolo pen 84p, 40 sq. ins. pcb 45p. Polystyrene capacitors £12 53V 10 to 1000pf 3p, 1n2 to 10n 4p. Ceramic capacitors 50V E6 E22pf to 47n 2p. Zeners 400mW E24 2v7 to 33v 7p.

TV GAMES. AY-3-8500 + kit £10.21. AY-3-8600 + kit £14.98, stunt cycle chip + kit £14.09. Colour generator kit £9.08. **TRANSFORMERS** G-0-6V 100ma 80p, 1 1/2a £2.60, 9-0-9V 75ma 80p, 1a £2.40, 2a £3.94, 12-0-12V 100ma 99p, 1a £2.90. **IC AUDIO AMPS** with pcd. JC12 6W £2.08. JC20 10W £3.54.

BATTERY ELIMINATORS 3-way type 6/7 1/2/9v 300ma £3.14. 100ma radio type with press-studs 9v £3.77, 9+9v £4.99. Car converter 12v input, output 4 1/2/6/7 1/2/9v 800ma £2.76. **BATTERY ELIMINATOR KITS** 100ma radio types with press-studs 4 1/2v £1.49, 6v £1.49, 9v £1.49, 4 1/2+4 1/2v £1.92, 6+6v £1.92, 9+9v £1.92. Stabilised 8-way types 3/4 1/2/6/7 1/2/9/12/15/18v 100ma £2.60. 1 Amp £6.50. Stabilised power kits 2-18v 100ma £2.60, 1-30v 1A £8.75, 1-30v 2A £12.10, 12v car converter 6/7 1/2/9v 1A £1.35. **T-DEC AND CSC BREADBOARDS.** S-dec £3.79, 1-dec £4.59, u-deca £4.69, u-decb £7.16, exp4b £2.64, exp300 £6.61, exp350 £3.62, exp325 £1.84. **8I-PAK AUDIO MODULES** s450 £27.90. AL60 ES-62, p 100 £19.24, spm80 ES-26, bmt80 ES-06, stereo 30 £23.94. AL30A £4.63.


SWANLEY ELECTRONICS

Dept. WW, 32 Goidsel Road, Swanley, Kent
 Post 35p extra. Prices include VAT unless stated. Official and overseas orders welcome. List 27p post free. Mail order only.

HIGH PERFORMANCE BUT LOW COST—AUDIO SIGNAL GENERATORS SINE/SQUARE WAVE

Model 146-9. Distortion .0015% (at 1 KHz). Range 10Hz-100KHz. Output 1v RMS (500 ohms).

Prices:
 Assembled, battery model £36 (+ UK Tax £5.40)
 Kit of Parts £31 (+ UK Tax £4.65)
 Mains version, Assembled £46 (+ UK Tax £6.90)
 UK P/P £2. Overseas from £5.50.



Model AD113
 Distortion .02% (1 KHz) otherwise as 146-9.
 Battery version £29.50 (+ UK Tax £4.40)
 Mains version £36.00 (+ UK Tax £5.40)
 Kit, battery £23.00 (+ UK Tax £3.45)
 P/P £1.50.

TELERRADIO ELECTRONICS
 325 Fore Street, Edmonton, London, N9 0PE Tel: 807 3719

Also available: R.F. Sig. Gen. P.S.U. T.H.D. Analyser, Frequency Meter, MVM.T. Function (Sweep) Generators. SAE for full lists. (190)

WW-073 FOR FURTHER DETAILS

ELECTROVALUE FOR COMPONENTS THAT COUNT



SIEMENS SEMI-CONDUCTOR CAPACITORS FERRITES	NASCOM MICRO COMPUTERS AND ANCILLARIES	VERO BOARDS CASES & KITS
ISKRA RESISTORS	RADIOHM POTENTIOMETERS OPTO-ELECTRONICS	BREADBOARDS SOLDER TOOLS SWITCHES CATALOGUE 10

GOOD DISCOUNTS AND FREE POSTAGE ON SUBSTANTIAL C.W.D. U.K. ORDERS
COMPUTER-CONTROLLED SERVICE AIDS PROMPT DELIVERY
128-PAGE CATALOGUE FREE FOR THE ASKING

ELECTROVALUE LTD., 28 (W5), St. Jude's Road, Englefield Green, Egham, Surrey TW20 0HB. Phone: 33603 (London 87) STD 0784. Telex 264475.

NORTHERN BRANCH (Personal Shoppers Only): 680 Burnage Lane, Burnage, Manchester M19 1NA. Phone (061) 432 4945.

COMPUTER APPRECIATION
86 High Street, Bletchingley, Redhill, Surrey RH1 4PA. Tel: Godstone (0883) 843221

PDP 11/03 SYSTEM comprising LSI/11-2 processor with EIS/FIS, 64K bytes, REV11 bootstrap, RK01 dual floppy disc drive, DIABLO Model 31 RK05 compatible disc drive, REMEX high-speed reader/punch, NEWBURY LABS. 24 x 80 VDU. In a rack cabinet. **£4,750.00.**

TEXAS INSTRUMENTS Model 980-A Minicomputer with 24K x 16 MOS memory & various peripheral controllers. **£850.00**

TELETYPE Model ASR 33 with 20 mA current loop interface. 110 Baud, remote reader control (which may be disabled by insertion of a jumper), paper tape reader/punch and stand (when available). **£295.00.**

DATA DYNAMICS Model ASR 390. Mechanically identical to ASR 33 but with addition of 240v operation, motor cut out feature, reader single stop, stand and silencing cover. RS232 interface. With low hours and in immaculate condition. **£375.00.**

DATA DYNAMICS Model KSR 390. As above, but without tape reader and punch. RS 232/V24. 110 Baud. **£175.00.**

DATA DYNAMICS Model RD 390. Printer only. **£120.00.**

DI/AN Model 9030. Desk-top terminal similar to DECwriter LA36. Upper/lower case matrix printer, up to 300 Baud. Features switchable, Baud rate, parity, keyboard and duplex options. **£295.00.**

G.E. TERMINET terminal. Compact KSR unit operating at 10, 20 and 30 cps and with correspondence quality upper/lower case. All ASCII control etc. RS 232. (RO version also available at £275.00). **£325.00**

TEXAS SILENT 700 terminal. 30 cps dot matrix terminal using thermal paper. With 20 mA current loop interface. **£325.00.**

SPERRY-REMINGTON Word Processor comprising IBM 'golball' typewriter with twin magnetic card stations. **£295.00.**

ITEL Model 1051 terminal. Similar to Model 841 but with addition of RS 232 interface. Available in either SELECTRIC or EBCDIC code. **£375.00.**

DIABLO SERIES 30 DISC DRIVES. These are offered fully refurbished and may be viewed operating on-line at our premises prior to purchase. 2.5 megabyte removable cartridge version is directly compatible with the DEC RK05 drive for PDP/LSI 11. **£650.00.**

CDC Disc Drive. Further information awaited, but probably 30 megabytes. **BRAND NEW** and with trolley if required but **WITHOUT** heads. **£275.00.**

WANGCO Model T1222 disc drive. With one fixed platter and one top loading cartridge. Combined capacity 5 megabytes. **£650.00.** (Other disc drives by PERTEC and IOMEC available, please enquire).

PERTEC Model 6840-9-25 9-track PE and NRZI tape drives usually available from stock. **£475.00.**

R.D.L. Model MTD 10.510 tape drive, 7-track, NRZI, 4 to 50 ips. **BRAND NEW** in original carton etc. **£375.00.**

PERTEC Model 4311 Key to 9-track magtape encoder. 800 bpi. Portable unit. **£195.00.**

DATEK Model 40 Paper Tape Reader. Solenoid operated finger type. 40 cps. **BRAND NEW. £45.00.**

FACIT Model 4070 paper tape punch. **BRAND NEW. £600.00.**

GNT High Speed Paper Tape Punch. 50 cps. **£75.00.**

* VAT and carriage extra all items.
 * Visitors welcome, but by appointment please.
 * We are keen to bid competitively for all good used equipment.

FUSES Quick acting, Anti surge. Ceramic. from **£2.80** per 100.

WIREWOUND POWER RESISTORS 5w-17w, OR5-39K from **£8.50** per 100.

PCB Guides, self-fixing from **£4.86** per 100.

C.f. RESISTORS, AEL & Iskra 1/4w-2w, from **£4** per 1,000.

ELMA knobs & accessories. Crimp (solderless) **TERMINALS.**

CABLE SLEEVES & Markets from **£1** per 1,000.

SLEEVING, Neoprene, PVC, Silicone rubber—all colours.

SPECIALLY REDUCED PRICES for C.f. resistors, Polystyrene Capacitors etc. for values on which we are overstocked. Special list available.

Write, phone or call for lists required.

PBRA LTD. Hopfield 345 (073274)

Golden Green, Tonbridge, Kent TN11 0LH
 Member Crystalate Group.



STEREO DISC AMPLIFIER 2
THE MOST THOROUGHLY RESEARCHED DISC AMPLIFIER THERE IS

Magnetic cartridge to balanced lines with superlative quality. Total harmonic, static intermodulation and dynamic intermodulation distortions all exceptionally low; Feb. page 108. Distortion performance and frequency response unaffected by resistive or inductive source impedances. Remarkably low noise levels for short circuit and high inductance sources. Used by broadcasters in the U.K. and by national networks in other countries.

1kHz at 5mV set for 0dBV, 7 output, loaded 600Ω.

Noise	20Hz-20kHz average reading meter	CCIR468-2 weighting and peak meter
Short circuit input	-71dBV	-64dBV.7
Cartridge source, 1M + 1kΩ	-58dBV.7	-56dBV.7

(subtract further 11dB from CCIR468-2 figures for domestic CCIR/ARM method)

Radio frequency breakthrough. Output level in a carrier field strength of +100dB μV/m, 64MHz, 100% amplitude modulated with 1kHz sine wave.

Linear crosstalk	Less than -70dBV.7
Non-linear crosstalk	1kHz -76dB: 30Hz -20kHz -60dB.
Safety	Below noise, all conditions below clipping
	Meets IEC65-2, BS415.

10 Outlet Distribution Amplifier 2 * Stabilizer * Frequency Shift Circuit Boards * Peak Programme Meter Drive Circuits 2 & 3 and Ernest Turner Movements * Chart Recorders * Peak Deviation Meter * Moving Coil Pre-amplifier * Stereo Disc Amplifier 3 for unbalanced outputs.

Exhibiting at INTERNATIONAL BROADCASTING CONVENTION, Brighton, September 20-23

SURREY ELECTRONICS
 The Forge, Cranleigh, Surrey GU6 7BG. Tel. (04866) 5997

the indispensable
BIRD 43



THRULINE® WATTMETER
0.45-2300 MHz / 0.1-10,000 watts

The Standard of the Industry
What more need we say...

Exclusive UK representative

aspen electronics limited

2 KILDARE CLOSE, EASTCOTE, MIDD^X. HA4 9UR
TELEPHONE: 01-868 1188 — TELEX 8812727
WW—067 FOR FURTHER DETAILS

Get a great deal from
Marshall's

We are old established specialist electronic component distributors carrying a very wide range of quality stock. We are franchised distributors for Arrow Hart switches; Mullard; National; Siemens; Texas; Thomson; CSF etc.

Send for our latest 60 page catalogue.
Free to industrial customers: 65p
post paid to private individuals.

New lines not yet in catalogue are new range Sinclair (Thandor) meters; Crimson Elektrik High Fi Modules; Rechargeable Nickel/Cadmium Batteries; Send S.A.E. for details.

A. Marshall (London) Ltd.,
Kingsgate House,
Kingsgate Place,
London N.W.6 4TA.

Industrial Sales: 01-328 1009
Mail Order: 01-624 8582

Retail Branches: London: Glasgow: Bristol



TRANSFORMERS
CONTINUOUS RATINGS

Please add VAT after P&P

MAINS ISOLATOR				VAT 15% 12 or 24-VOLT			
Pri 120 or 240V Sec 120 or 240V Centre Tapped and Screened				Separate 12V windings Pri 220-240V			
Ref.	VA (Watts)	£	P&P	Ref.	Amps	£	P&P
07*	20	4.84	.91	111	0.5	2.42	.52
149	60	7.37	1.10	213	1.0	2.90	.90
150	100	8.38	1.31	71	2	3.86	.90
151	200	12.28	1.31	18	4	4.46	1.10
152	250	14.61	1.73	85	5	6.16	1.10
153	350	18.07	2.12	70	6	6.99	1.10
154	500	22.52	2.47	108	8	8.16	1.31
155	750	32.08	OA	72	10	8.93	1.31
156	1000	40.92	OA	116	12	9.89	1.52
157	1500	56.52	OA	17	16	11.79	1.52
158	2000	67.99	OA	115	20	15.38	2.39
159	3000	95.33	OA	187	30	19.72	2.39
				226	60	40.41	OA

50 VOLT RANGE				30 VOLT RANGE			
Pri 220-240V Sec 0-20-25-33-40-50V. Voltages available 5, 7, 8, 10, 13, 15, 17, 20, 25, 30, 33, 40 or 20V-0-20V and 25V-0-25V Screened				Pri 220-240V Sec. 0-12-15-20-24-30V Voltages available 3, 4, 5, 6, 8, 9, 10, 12, 15, 18, 20, 24, 30V or 12V-0-12V and 15V-0-15V.			
Ref.	Amps	£	P&P	Ref.	Amps	£	P&P
102	0.5	3.75	.90	112	0.5	2.90	.90
103	1.0	4.57	1.10	79	1.0	3.93	1.10
104	2.0	7.88	1.31	3	2.0	6.35	1.10
105	3.0	9.42	1.52	20	3.0	6.82	1.31
106	4.0	12.82	1.75	21	4.0	8.79	1.31
107	6.0	16.57	1.89	51	5.0	10.86	1.52
108	8.0	22.29	2.39	117	6.0	12.29	1.67
109	10.0	27.48	OA	88	8.0	16.45	1.89
110	12.0	31.79	OA	89	10.0	18.98	1.89
				90	12.0	21.09	2.24
				91	15.0	24.16	2.39
				92	20.0	32.40	OA

60 VOLT RANGE				SCREENED MINIATURES			
Pri 220-240V Sec 0-24-30-40-48-60V. Voltages available 6, 8, 10, 12, 16, 18, 20, 24, 30, 36, 40, 48, 60V, or 24V-0-24V and 30V-0-30V				Primary 240V			
Ref.	mA	Volts	£ P&P	Ref.	mA	Volts	£ P&P
238	200	3-0-3	2.83 .63	238	200	3-0-3	2.83 .63
212	1A, 1A	0-6, 0-6	3.14 .90	212	1A, 1A	0-6, 0-6	3.14 .90
13	100	9-0-9	2.35 .44	13	100	9-0-9	2.35 .44
235	330, 330	0-9, 0-9	2.19 .44	235	330, 330	0-9, 0-9	2.19 .44
207	500, 500	0-8-9, 0-8-9	3.05 .85	207	500, 500	0-8-9, 0-8-9	3.05 .85
208	1A, 1A	0-8-9, 0-8-9	3.88 .90	208	1A, 1A	0-8-9, 0-8-9	3.88 .90
236	200, 200	0-15, 0-15	2.19 .44	236	200, 200	0-15, 0-15	2.19 .44
239	50MA	12-0-12	2.88 .37	239	50MA	12-0-12	2.88 .37
214	300, 300	0-20, 2-20	3.08 .90	214	300, 300	0-20, 2-20	3.08 .90
221	700 (DC)	20-12-0-12-20	3.75 .90	221	700 (DC)	20-12-0-12-20	3.75 .90
206	1A, 1A	0-15-20, 0-15-20	5.09 1.10	206	1A, 1A	0-15-20, 0-15-20	5.09 1.10
203	500, 500	0-15-27, 0-15-27	4.39 1.10	203	500, 500	0-15-27, 0-15-27	4.39 1.10
204	1A, 1A	0-15-27, 0-15-27	6.64 1.10	204	1A, 1A	0-15-27, 0-15-27	6.64 1.10

HIGH VOLTAGE				AUTO TRANSFORMERS			
MAINS ISOLATING				Ref. VA (Watts) TAPS			
Pri 200/220 or 400/440 Sec 100/120 or 200/240				£ P&P			
60	243	7.37	1.58	113	15	0-115-210-240V	2.73 .81
350	247	18.07	2.12	64	75	0-115-210-240V	4.41 1.10
1000	250	45.94	OA	4	150	0-115-200-220-240V	5.89 1.10

BRIDGE RECTIFIERS				CASED AUTO TRANSFORMERS			
200v 2A 45p				240V cable input USA 115V Flat pin outlets P&P Ref.			
400v	2A	55p		MINI MULTIMETER	20VA	£6.55	1.03 56W
200v	4A	65p		DC1000V, AC-1000V	75VA	£8.50	1.31 64W
400v	4A	85p		AC/DC-1000V/V	150VA	£11.00	1.31 4W
400v	6A	£1.40		DC-100mA Res — 150K	200VA	£12.02	1.87 65W
500v	12A	£3.25		Bargain at £7.20	250VA	£13.38	1.87 69W
				VAT 15% P&P 71p	500VA	£20.13	1.89 167W
					1000VA	£30.87	2.85 84W
					1500VA	£42.82	OA 93W
					2000VA	£54.97	OA 95W

TEST METERS				MINIATURE TRANSFORMER			
AVOB Mk. 5 £100.50				O Centre Tapped 15V 7.5-0-7.5V			
AV071		£40.80		Ref.	Amp	Price	P&P
AV073		£55.40		171	500MA	2.30	.52
AV0MM5 MINOR		£35.95		172	1A	3.26	.90
WEE MEGGER		£76.28		173	2A	3.95	.90
EM272 316KQ/V		£59.80		174	3A	4.13	.99
DA116 Digital		£110.90		175	4A	6.30	1.10
Megger BM7 (Battery)		£53.76					
Clamp Meter 300A		£54.60					
Avo Cases and Accessories							
P&P £1.32 VAT 15%							

ABS PLASTIC BOXES				ANTEX SOLDERING IRONS			
Inset brass nuts, slots to take PC cards (boards) flush fitting lid.				15W £4.58, 25W £4.58			
PB1	80mm x 62 x 40	.80p		Stand for above	£1.75	P&P	
PB2	100mm x 75 x 40	.90p		53p. VAT 15%			
PB3	120mm x 100 x 45	£1.04					
PB4	215mm x 130 x 85	£2.68					
		P&P 33p. VAT 15%					

SPLIT BOBBIN TYPE				METAL OXIDE RESISTORS			
0-12-15-20-24-30V Ref 009 1 amp. £2.98 p&p £1.10 + VAT. Ref. 010 2 amp. £4.62 p&p £1.10 + VAT				5% 1/4W (Electrosil)			
				390K - 470K - 510K - 560K - 820K 1K - 1K1 - 1K2 - 1K6 - 1K8 - 2K - 2K4 - 3K - 16K - 20K - 22K - 24K - 47K - 82K - 100K - 130K - 180K - 220K - 270K - 300K £1.50 - 1.00.			

Barrie Electronics Ltd.
3, THE MINORIES, LONDON EC3N 1BJ
TELEPHONE: 01-488 3316/8
NEAREST TUBE STATIONS: ALDGATE & LIVERPOOL ST.



NewBear
in 1980



8300 RM PRINTER

80/132 ch per line (switchable); 125 c.p.s.; 2K Buffer; V24 RS232/ Current loop interface; Speed switchable between 110-9600 baud; Double width char. available under software control; sprocket feed; 7 x 9 dot matrix; Paper width 4.5" to 9.5".


Price £525 + carriage

SPECTRONICS U.V. EPROM-ERASING LAMPS

PE14	Erases up to 6 chips, takes approx. 19 mins	£ 56.00
PE14T	Erases up to 6 chips, takes approx. 19 mins	£ 76.58
PE24T	Erases up to 9 chips, takes approx. 15 mins	£111.22
PR125T	Erases up to 16 chips, takes approx. 7 mins	£237.84
PR320T	Erases up to 36 chips, takes approx. 7 mins	£384.09

U.V. EPROM ERASING CABINET

PC1000	Erases up to 72 chips, takes approx. 7 mins	£842.83
PC2000	Erases up to 144 chips, takes approx. 7 mins	£1227.69



SHARP MZ80K

Z-80 based CPU; 4K bytes monitor ROM; Internal memory expansion up to 48K bytes of RAM; 14K extended BASIC (occupies 14K bytes of RAM); 10" video display unit — 40 characters x 25 lines; 80 x 50 high resolution graphics; 78 key ASC11 keyboard alphabet (capital & small) plus graphics; Built in music function; Fast reliable cassette with tape counter-1200 bits/sec.; 50 pin universal BUS connector for system expansion-printers, floppy discs etc.

FROM		£520.00
Machine code tape and manual	£19.00	Sharp Monitor Listing (fully commented) £15.00
Assembly code tape and manual	£45.00	Sharp basic manual £ 7.00

Look!

SPECIAL OFFER

2708	£ 5.99
4116	£ 5.99
2716(5v)	£18.50

NEW BOOKS

	AUTHOR	PRICE
The S100 and other Micro-buses	Poe	£ 5.15
Software Development	Jones	£14.45
Computers & Commonsense	Hunt	£ 3.95
Architecture of Small Computer Systems	Lippiatt	£ 4.50
Principles of Data-base Management	Martin	£12.99
16-bit Microprocessor Architecture	Dolhoff	£16.70
6502 Assembly Language Programming	Osbourne	£ 6.95
Introductory Experiments with Digital Electronics and 8080A Book 1	Rony	£ 8.40
Book 2	Rony	£ 8.40
Microcomputers for Business Applications	Barden	£ 5.80
Handbook of Microprocessors, Microcomputers and Minicomputers	Lenk	£11.65
Introduction to Microprocessors	Levanthal	£ 9.45
The VNR Concise Encyclopedia of Mathematics	Gellert	£15.35
Micro Program Software Development	Duncan	£13.45
Handbook of Electronic Analysis Using Programmable Calculators	Murdock	£19.90

GAMES

32 Basic Programs for the PET	Rugg	£ 8.90
Game Playing with Computers	Spencer	£10.20
Game Playing with Basic	Spencer	£ 4.20
Star Ship Simulation		£ 5.10
SARGON		£ 9.50

BASIC

The Basic Handbook	Lien	£11.00
Learning Level II	Lien	£11.00
Basic with Business Applications	Lott	£ 8.40
Illustrated Basic	Alcock	£ 2.50

Z80 BOOKS

Introduction to TRS80 Graphics	Inman	£ 5.75
Z80 Instant Programs (book) for Nascom	Hopton	£ 7.50
Z80 Instant Programs (cassette) for Nascom	Hopton	£10.00
Z80 Assembly Language Programming	Osbourne	£ 8.15

6502

Programming the 6502	R. Zaks	£ 7.95
6502 Applications Handbook	R. Zaks	£ 7.95

Terms: Official Orders (min. £10). Barclaycard & Access welcome. Add 15% to hardware prices. Book prices include p & p. Send for catalogue and booklist. All mail order to Newbury.

Mail Order & Head Office: 40 Bartholomew Street, Newbury, Berks. Tel: 0635 30505

Manchester Showroom: 220-222 Cheadle Heath, Stockport. Tel: 061 491 2290

Birmingham Showroom: 1st Floor Offices, Tivoli Centre, Coventry Road, Birmingham. Tel: 021 707 7170

SERVICE TRADING CO

FT3 NEON FLASH TUBE

High intensity, multi turn, high voltage neon glow discharge flash tube. Designed for ignition tuning, etc. £1.50 P&P 25p (£2.01 inc. VAT). 3 for £3. P&P 50p (£4.03 inc. VAT & P).

WHY PAY MORE?!

MULTI RANGE METERS Type MF15A. AC/DC volts 10. 50. 250. 500. 1000. Ma. 0-5. 0-10. 0-100. Sensitivity 2000V. 24 ranges, dimensions 133x93x46mm. Price £7.00 plus 50p P&P (£8.63 inc. VAT & P).



MERCURY SWITCH

Size 27mmx5mm, 10 for £5.00 P&P 30p. total including VAT £6.10. Min. quantity 10. Heavy duty type 36 x 15 x 10mm. Minimum quantity 10. £7.50 post paid (£8.83 inc. VAT & P). N.M.S.



230 VOLT AC FAN ASSEMBLY

Powerful continuously rated AC motor complete with 5 blade 6 1/2" or 4 blade 3" aluminium fan. New reduced price £3.00 P&P 65p (£4.20 inc. VAT & P). N.M.S.



A.E.G. CONTACTOR

Type LS6 /L11. Coil 240V 50Hz. Contacts — 3 make: 600V: 20 amp. 1 break: 600V: 20 amp. Price: £5.50 + 50p P&P (£6.90 inc. VAT & P) N.M.S.

ARROW-HART MAINS CONTACTOR

Cat. No. 130A30 Coil 250V or 500V AC. Contacts, 3 make 50 amp up to 660V AC 20hp at 440V 3 phase 50Hz. Price £7.75 + P&P £1.00 (Total inc VAT & P £10.06). N.M.S.

SMITH BLOWER

Type FFB.1706. Small quiet smooth running. 240V AC operation. Output aperture 45 x 40cm. Overall size 135x165mm. Flange mounting. Price: £4.25 P&P 75p. (£5.75 incl. VAT & P). N.M.S. Other types available SAE for details

24V DC BLOWER UNIT

USA made 24V DC 0.8 amp blower that operates well on 12V 0.4 amp DC producing 30 cu ft min at normal air pressure. Maximum housing dia 110mm, depth inc motor 75mm, nozzle length 19mm, dia 22mm. Ideal for cooling mobile equipment, car, caravan, etc. £4.50 P&P 75p (£6.04 inc VAT & P). N.M.S.

BLOWER/VACUUM PUMP

3 phase AC motor, 220/250V or 380/440V. 1,425 rpm 1/2 hp cont. Direct coupled to William Allday Alcosa carbon vane blower/vacuum pump. 0.9 cfm 8 hg. Price £22.00 P&P £2.00 (£27.60 inc. VAT & P). N.M.S.

MINIATURE UNISELECTOR

12V 11 way 4 bank (3 non-bridging, 1 homing). £3.00 P&P 35p (£3.85 inc. VAT & P).




MICRO SWITCHES

Sub. Min Honeywell Lever m/s type 3115m 9061. 10 for £3.50 post paid (£4.37 incl. VAT). These V3 types

Burton Type (Pye) 10 for £3.00 (£3.45 incl. VAT)

Short Lever type. 16amp. rating (Grouzet) £4.00 (£4.60 incl. VAT).

Roller Type (Bonnella). 10 for £3.50 (£4.37 incl. VAT) N.M.S.



HEAVY DUTY SOLENOID

Mfg by Magnetic Devices. 240V AC intermittent operation. approx. 20lb. pull at 1.25in Ex equip. Tested. Price £4.75 + 75p P&P (£6.33 inc. VAT & P) R&T



12V DC SOLENOID

12V DC heavy duty Solenoid 4 Kp pull. Easily removable from plate. All chassis containing 4 x 24V DC Push (4mm dia. 1lb approx). 5-fig Counter. 6 min photo cells. 6 min Microswitches etc. etc. Ex-equip London Transport Printer. Price £9.00 + £1.00 p. & p. (total incl. VAT £11.50).

TYPE AG/TG

18-24V DC 70 ohm Coil Solenoid. Push or Pull Adjustable travel to 3/16in. Fitted with mounting brackets and spark suppressor. Size 100x65x25mm. Price 3 for £2.40 + 30p P&P (min 3 off) (£3.10 inc. VAT & P). Westool Series D6 Model A3. 24V D.C. Price £1.50 + 50p P&P (£2.30 incl. VAT). Westool Series D4 Model A 24V D.C. Price £1.00 + 30p P&P (£1.50 incl. VAT).

INSULATION TESTERS (NEW)

Test to IEE spec. Rugged metal construction. suitable for bench or field work. constant speed clutch. Size L. Bin. W. 4in, H. 6in. weight 6lb.

500 VOLTS 500 megohms £49.00 Post 80p (£57.27 inc. VAT & P)

1,000 VOLTS 1,000 megohms £55.00 Post 80p (£64.17 inc. VAT & P). SAE for leaflet.



YET ANOTHER OUTSTANDING OFFER

New IMFD 600V Dubilier wire ended capacitors. 10 for £1.50 P&P 50p (£2.30 inc. VAT & P&P). (Min. 10). N.M.S.

VARIABLE VOLTAGE TRANSFORMERS

INPUT 230/240V a.c. 50/60 OUTPUT VARIABLE 0—260V

200W 1 amp inc a.c. voltmeter	£14.50
0.5 KVA (2 1/2 amp MAX)	£17.00
1 KVA (5 amp MAX)	£22.50
2 KVA (10 amp MAX)	£37.00
3 KVA (15 amp MAX)	£45.50
5 KVA (25 amp MAX)	£74.00
10 KVA (50 amp MAX)	£168.00
17 KVA (75 amp MAX)	£260.00



All plus Carriage & VAT

3-PHASE VARIABLE VOLTAGE TRANSFORMERS

3 KVA (max. 15 amp)	£106.43
6 KVA (max. 30 amp)	£159.37
10 KVA (max. 50 amp)	£327.43

CARRIAGE PACKING & VAT EXTRA

LT TRANSFORMERS

13-0.13V at 1 amp	£2.50 P&P 50p (£3.45 inc VAT)
0-4V/6V/24V/32V at 12 amp	£18.50 P&P £1.90 (£23.46 inc. VAT & P)
0.6V/12V at 20 amp	£14.70 P&P £1.50 (inc. VAT £18.63)
0-12V at 20 amp or 0-24V at 10 amp	£12.00 P&P £1.50 (£15.53 inc. VAT & P)
0-6V/12V at 10 amp	£8.25 P&P £1.25 (inc. VAT £10.93)
0-6V/12V/17V/18V/20V at 20 amp	£19.00 P&P £1.50 (£23.58 inc. VAT & P)
0-10V/17V/18V at 10 amp	£10.50 P&P £1.50 (inc. VAT £13.80)

Other types in stock; phone for enquiries or send SAE for leaflet.

POWER RHEOSTATS

New ceramic construction, vitreous enamel embedded winding, heavy duty brush assembly, continuously rated.

25 WATT 10, 25, 100, 150, 250, 500, 1k, 1.5k ohm	£2.40 Post 20p (£2.99 inc VAT & P).
50 WATT 250 ohm	£2.90 Post 25p (£3.62 inc VAT & P).
100 WATT 1/5/10/25/50/100/250/300/500/1k/1.5k/2.5k/5k ohm	£6.90. Post 35p. (£8.34 inc. VAT & P).

Black Silver Skirted Knob calibrated in Nos 1-9. 1 1/2in dia brass bush. Ideal for above Rheostats 24p ea.

STROBE! STROBE! STROBE!

HY-LIGHT STROBE KIT Mk. IV
 Latest type Xenon white light tube. Solid state timing and triggering circuit. 230/240V AC operation. Speed adjustable 1-20 fps. Designed for large rooms, halls, etc. Light output greater than many (so called 4 Joule) strobes. Price £22.00 post £1.00 (£27.03 inc. VAT & P). Specially designed case and reflector for Hy-Light £9.00 Post £1.00 (£12.08 inc. VAT & P).

ULTRA VIOLET BLACK LIGHT FLUORESCENT TUBES

4ft 40 watt	£8.70 (callers only £10.00 inc. VAT) 2ft 20 watts	£6.20. Post 75p £7.99 inc VAT & P). (For use in standard bi-pin fittings).
Mini 12in 8 watt	£2.80 Post 35p (3.62 inc. VAT & P).	
9in 6 watt	£2.25 Post 35p (£2.99 inc VAT & P).	
6in 4 watt	£2.25 Post 35p (£2.99 inc VAT & P).	
Complete ballast unit for either 6", 9" or 12" tube 230V AC op. £4.50 plus P&P 35p (£5.58 inc. VAT & P).		
Also available for 12V DC op £4.50 plus P&P 35p (£5.58 inc. VAT & P).		
400W UV lamp and ballast complete £38.00 Post £3 (£47.73 inc. VAT & P). 400 watt UV lamp only £14.00. Post £1.50 (£17.83 inc. VAT & P).		

REED SWITCHES

Size 28mmx4mm dia. Price: 10 for £1.00 + P&P 20p (total incl. VAT £1.38). 100 for £8.00 + P&P 30p (total inc. VAT £9.55).

WIDE RANGE OF DISCO LIGHTING EQUIPMENT

XENON FLASH GUN TUBES
 Range of Xenon tubes available from stock. SAE for full details.

RELAYS

230/240V AC Relays:
 Arrow 2 c/o 15 amp £1.50 (£1.96 inc. VAT & P). T.E.C. open type 3 c/o 10 amp £1.10 (£1.50 inc. VAT & P). 3 c/o sealed 11 pin base £1.25 P&P 25p (£1.73 incl. VAT) KMK1 Relay. 230V AC, 1 c/o. Open type 10 amp contact, mf. by "Keyswitch" 80p + 20p P & P (£1.15 inc. VAT). 5 for £3.75 post paid (£4.32 inc. VAT).

DC Relays: Open type 9/12V 3 c/o 7 amp £1.00 (£1.38 inc. VAT & P). 11-pin £1.35 (£1.78 inc. VAT & P) 24V Sealed 3 c/o 7 amp 11 pin £1.38 (£1.78 inc. VAT & P) (amps = contact rating) P&P on any relay 20p.
 Very special offer. 0-12V DC. 2 make contacts, new TT3 for £1.75 plus P&P (inc. VAT £2.30).
 Diamond H heavy duty AC relay 230/240V AC, two c/o contacts 25 amps res at 250V AC £2.50 P&P 50p (£3.45 inc. VAT & P) Special base 50p.

HELLERMAN DEUTSCH. Hermetically sealed sub-min. Relay. 12-24V. D.C. 2 c/o 850 ohm coil. 0.2 pinch. P.C. mounting. L. 20mm. W. 10mm. H. 12mm. Fraction of maker's price £2.50 post paid (£2.88 incl. VAT). N.M.S.


METERS (New) — 90mm DIAMETER

AC Amp. Type 62T2. 0-1A, 0-5A, 0-20A. AC Volt. 0-15V, 0-300V DC Amp. Type 65C5. 0-2A, 0-10A, 0-20A, 0-50A. DC Volt. 0-15V, 0-30V. All types £3.50 ea + P&P 50p (£4.60 incl. VAT). 0-50A DC. 0-100A DC. Price £5.00 + 50p P&P (£5.94 inc. VAT).



GEARED MOTORS

4.8 rpm SIGMA motors approx. 35lb inch. 7 1/2 rpm KLASON motors approx. 25lb inch. 28 rpm WYNSCALE motors approx. 20lb inch. 71 rpm WYNSCALE motors approx. 10lb inch. Above four motors are designed for 110V AC supplied with auto transformer for 240V AC operation £7.75 (P&P 75p). Total incl. VAT & P £9.78, N.M.S.
 18 rpm FHP 220/240 AC reversible torque. 14.5kg. Gear ratio 144—1. Brand new, including capacitors, mf. CITENCO. Price £14.25 + £2.25 P&P (£17.83 inc. VAT). N.M.S.
 30 rpm 230/240V AC 50lb. in. mf. PARVALUX. Price £15.00 + £1.50 P&P (£18.98 inc. VAT). N.M.S.



24V D.C. Reversible Motor

Parvalux type 3012L. 24 D.C. shunt wound motor. 133rpm, 65lb. in. Gearbox ratio 30:1. Current 6.8 amp. Rating continuous. Will operate on reduced power and speed at 9V D.C. or less. Size Dia. 16mm, Width 150mm, Shaft dia. 16mm. Price £16.00 plus p&p £2.00. (£20.70 inc. VAT). N.M.S.
 60rpm 100lb in rating. Price as above.
 100V Rheostat 1 ohm speed control £5.90. (£6.79 inc. V.A.T.)
 100 rpm 110V AC 115lb. in. 50Hz. 2.8 amp. Single phase split capacitor. Immense power. Totally enclosed. Length 250mm. Dia. 135mm. Spindle dia. 15.5mm, length 145mm. Tested. Price £12.00 + £1.50 P&P (£15.53 inc. VAT). R. & T. Suitable Transformer for 230-240V op. Price £8.00 + 75p P&P (£10.05 inc. VAT).
 200 rpm 35lbs in 115V 50Hz. Price £16.00 + £1.50 P&P (£20.13 inc. VAT). N.M.S.
 Suitable Transformer for 230-240V AC. Price £8.00 + £1.00 P&P (£10.35 inc. VAT). N.M.S.



12V DC type SD2 Shunt 1/30th ph continuously rated 4,000 rpm. Mf. PARVALUX. Price £10.00 + P&P (£12.35 inc. VAT). N.M.S.

1 rpm 230/240V AC synchronous geared Motor. Mf. HAYDON. 2 rpm 230/240V AC Synchronous geared Motor. Mf. CROUZET. Either type £2.90 + 30p P&P (£3.68 inc. VAT). N.M.S.

1,400 rpm 115V AC Motor. HP 1/30th continuously rated. Fitted with anti-vibration cradle mounting. Mf. FRACMO. Complete with Transformer for 230/240V AC operation. Price £10.00 + £1.00 P&P (£12.65 inc. VAT). N.M.S.

24V DC GEARED MOTOR

24V DC 200 rpm 10 lbs/ins continuously rated geared Motor mfg by either Parvalux or Carter. Easily removable from heavy all chassis containing 9 x 24V DC Solenoids, microswitches, friction clutch, precision gearing, etc. etc. Ex-equipment London Transport Ticket Printer. Price: £11.00 + £2.00 p. & p. (total incl. VAT £14.95).

ROTARY CARBON VANE VACUUM & COMPRESSOR

Direct coupled to 1/3 hp. 110/115V AC. Motor 4.2 amp. 1380 rpm. Motor manu. by A.E.I. Pump by Williams. Max. Vac. 25" H.G. Max. pressure cont. 10 p.p.s.i. int. 15 p.s.i. Max. airflow 3 c.f.m. at "0" H.G. Price £30.00 + P & P £3.00 (£37.95 inc. VAT). N.M.S.
 Suitable transformer for 240V op. £10.00 P. & P. £2.00 (£13.80 incl. VAT). N.M.S.

REDUCTION DRIVE GEARBOX

Ratio 72:1 input spindle 1/4 x 1/2in. Output spindle 1/4 x 3/16in long. Overall size approx 1 20 x 98 x 68mm. All metal construction. Ex-equip tested. Price £2.00 + 50p P&P (£2.88 inc. VAT & P).

AC Wkg TUBULAR CAPACITORS

Fraction of maker's price. Motor start etc:					
1 5 mfd	440V AC	60p	10 mfd	400V AC	£1.75
2 mfd	250V AC	60p	14 mfd	400V AC	£3.00
2 mfd	450V AC	75p	15 mfd	250V AC	
2 7 mfd	440V AC	75p	(block)		£1.50
3 mfd.	440V AC	£1.00	19 mfd.	280V AC	£2.00
4 1 mfd	440V AC	£1.00	20 mfd	250V AC	£2.25
5 mfd.	400V AC	£1.25	50 mfd	370V (block)	£5.00
5 mfd	160V AC	60p			
5 4 mfd	280V AC	75p			
6 5 mfd.	280V AC	£1.00	P&P up to 2 5 mfd 25p	3 mfd	
7 5 mfd	200V AC	£1.00	to 20 mfd 50p	50 mfd	£1.50
10 mfd.	250V AC	£1.00	All plus VAT		

SPECIAL DISCOUNT FOR BULK ORDERS

'VENNER TYPE' ERD TIME SWITCH
 200/250V AC 30amp 2 on/2 off every 24 hrs at any manually pre-set time. 36-hour spring reserve and day omitting device. Built to highest Electricity Board Specification. Price £9.00. P&P 75p (£11.21 inc. VAT). R&T.



SANGAMO WESTON TIME SWITCH
 Type S251 200/250V AC 2 on 2 off every 24 hours. 20 amps contacts with override switch, diameter 4 1/4 x 3 1/4, price £8.00 P&P 50p (£9.78 inc. VAT & P). Also available with solar dial. R & T

PROGRAMME TIMERS

12 Cam Programmer Timers. 240v. A.C. op. Each Cam individually adjustable. Price £7.50 plus 75p p&p. (£9.49 inc. V.A.T.). R&T.
 Ditto, 6 adjustable 6 fixed cams. Price £6.00 plus 75p p&p (£7.76 inc. V.A.T.). R&T.

MINIATURE PROGRAMMER

Crouzet 1 rm. 115V AC Motor operating 2 Roller Micro switches (4 amp). Can be used on 240V AC with either 0.25 mfd 250V Condenser or 5.6K wirewound Resistor 7 watt supplied. Price £2.50 + 50p P&P. (£3.45 inc. VAT & P). N.M.S.

800 WATT DIMMER SWITCH

Easily fitted. Will control up to 800W. of all lights except fluorescent at mains voltage. Price: £3.90 + 50p P & P (£5.06 incl. VAT).

N.M.S. — New Manufacturers' Surplus R.&T. — Reconditioned and Tested

SERVICE TRADING CO

All Mail Orders — Callers
 Ample parking
 Showroom open Monday-Friday

37 BRIDGMAN ROAD CHISWICK LONDON W4 5BB 01-995 1560
 ACCOUNT CUSTOMERS MIN. ORDER £10

Personal callers only
 9 Little Newport Street.
 London WC2H 7JJ
 Phone 01-437 0576

HERE IT IS! THE BRAND NEW 8022A HAND-HELD DMM

Consider the following features:
 6 resistance ranges from 200 ohm-20k ohms
 8 current ranges from 2mA-2A AC/DC
 10 voltage ranges from 200 mV-1000V DC-200 mV-750V AC
 Pocket size — weighing only 370 grms.
 Full overload protection — will withstand 6kV spikes
 Rugged construction — virtually indestructible
 Meets tough military specs — drop proof
 In line, pushbutton operation for single-handed useage
 Incorporates low power CMOS chip for low power consumption
 All this plus a 2-year full guarantee



For only £89 **SOFT CARRYING CASE**
 Carriage and Insurance £3 **£7 extra**

Even more sophisticated the Fluke 8020A
 Identical in most respects to the 8022A but in addition incorporates a conductance range from 2mS-200nS.

Price £112

Carriage and insurance £3.00

A handsome soft carrying case is included (this model only)

OFF THE SHELF DELIVERY ON THESE



DIGITAL MULTIMETERS BRAND NEW FROM FLUKE!!! NOW AVAILABLE THE 8024A HAND HELD DMM

This model incorporates all the features of the 8020A but in addition has:
 A peak hold switch which can be used in AC or DC for volts and current functions.
 Audible continuity testing and level detection for sensing logic levels.
 A temperature (°C) range for use with a thermocouple. **£135**
 Carriage and Insurance £3

The following accessories are in stock now

- Y8008 Touch and Hold Probe £18.00
- 80K-40 High Voltage Probe £45.00
- 81RF RF Probe to 100 MHz £32.00
- 80T-150C Temperature Probe (C) £55.00
- 801-600 Clamp-on AC Current Probe £55.00



8010A AND 8012A BENCH MODEL D.M.M.s

The 8010A is a general purpose, bench/portable digital multimeter with more functions and features than ever offered for such a low price. Its companion, the 8012A, has identical characteristics except that it has two additional low resistance ranges, 20 and 200 to replace the 8010A's 10 ampere current range.
 The 8010A and 8012A features:
 10 voltage ranges from 200mV - 1000V dc, 200mV - 75v ac.
 3 conductance ranges from 2mS - 200 nS.
 6 resistance ranges from 200Ω - 20MΩ - the 8012A has two additional resistance ranges 20 and 200.
 10 current ranges from 200µA - 2A AC/DC — the 8010A has two additional current ranges 10A AC and 10A DC.

8010A £159 **8012A £199**

Carriage and Insurance £3

The 8010A is also available with two rechargeable Nicad size C batteries installed in option, — 01 at £179.00.

LOW COST, AUTORANGING MULTI-FUNCTION COUNTER MODEL 1900A

- Autoranging in both frequency and period measurement modes
- Wide Frequency range — 5 Hz to 80 MHz
- High sensitivity — 25 mV, typically 15 mV
- Six digit LED display with leading zero suppression, automatic annunciation and overflow
- Optional internal battery pack providing 4 hours continuous operation
- Autoreset on all gate times, all function switches
- Four manually selected gate times providing resolution to 0.1 Hz
- Event counting to 10⁶ events with overflow indicator
- Signal input conditioning with switchable 1 MHz low pass filter and attenuator
- Rugged moulded case with convenient tilting/carrying handle
- Optional parallel data output with decimal point and annunciation
- Traditional high Fluke quality

£195 Carriage and Insurance £3



Y7206 EN
20,000 OPV
 AC Volts: 0-10, 50, 250, 500, 1000.
 DC Volts: 0-0.5, 5, 25, 125, 250, 500, 1000.
 DC Current: 0-0.05, 5, 250 mA.

Resistance 0-3k ohms 300k ohms 3 meg ohms
 Decibels —20 — +63 db
 Dims 127 x 90 x 32 mm
£10.95 P & P 75p



TMK500 MULTITESTER
30,000 OPV
 A sturdy and reliable instrument. Has internal buzzer.

AC volts: 0 to 2.5, 10, 25, 100, 250, 500, 1000.
 DC volts: 0 to 0.25, 1, 2.5, 10, 25, 100, 250, 1000. DC current: 0 to 50 uA, 5 mA, 50 mA, 12 amp.
 Resistance: 0 to 6K, 60K, 6 meg, 60 meg.
 Decibels: —20 to +56 db.
 Short test: Internal buzzer.
 Size: 160 x 110 x 55 mm.
£20.50. P.&P. 75p

PLEASE ADD 15% VAT TO ALL ORDERS EXCEPT WHERE ITEMS MARKED "VAT INCLUDED."

CALLERS WELCOME
 We are open 9 a.m. - 6 p.m. Monday-Saturday

We carry a very large selection of electronic components and electro-mechanical items. Special quotations on quantities

ROTARY STUD SWITCH

PLESSEY 30-way, 2 bank, Single pole, Contacts 1 amp 240V, AC/DC, 0.05Ω res. Make before break. Stop infinitely adjustable. Allow for any desired arc of travel. Ideal for instrument and model switching. Size 2 1/4" dia, overall x 2 1/2" deep plus 1 1/2" x 1/4" dia. spindle.

£3.25 P&P 50p



BENDIX MAGNETIC CLUTCH

Superb example of electro-mechanics. Main body in two sections, coil section fixed with 1/2" sleeve, drive section rotating on outer penmeter. Limiting plate has 1/8" ID bearing concentric with main section and 18-tooth cog wheel. Extremely powerful transmission. 24V O.C. 240 m/a.



Dozens of uses in Home, Farm, Workshops & Lab.
£4.75. P & P 75p

ELECTRO-TECH COMPONENTS LTD.

364 EDGWARE ROAD, LONDON, W.2. TEL: 01-723 5667

ROHDE & SCHWARZ

TV Demodulator, AMF, 55-90MHz
 Selective UHF V/Meter, Bands 4 & 5, USVF
 Selectomat Voltmeter USWV, £450.
 UHF Sig. Gen type SDR 0.3-1GHz, £750.
 UHF Signal Generator SCH, £175.
 XUD Decade Synthesizer & Exciter.
 POLYSKOPS SWOB I and II.
 Modulator / Demodulator BN17950/2.
 Video Test Signal Generator type SPF.
 UHF Sig. Gen. type SCR, 1-1.9GHz.

MARCONI

TF2360R TV Transmitter Sideband Analyser.
 TM6936R UHF Converter for above.
 TF1101 RC oscillators £65.
 TF1099 20MHz sweep generator.
 TF1041B Valve Voltmeter £65.
 TF1152A/1 Power meter, 25W, 500MHz, £75.
 TF1370A RC Oscillator £135.
 TF890A/1 RF Test Set, £395

U.H.F. SIGNAL GENERATORS

TF1066B/2 400-555MHz. Deviation to 300KHz
 TF1060/2 450-1250MHz.
 TF1058 1.6-4000MHz.

BECKMAN TURNS COUNTER DIALS

Miniature type (22mm diam.). Counting up to 15 turn "Helipots." Brand new with mounting instructions. Only **£2.50** each.

KAY ELEMETRICS SONA-GRAPH

Sona-Graph model 7029A, 5-16000Hz Spectrum Analyser with type 6076C Plug-in unit. For the spectrographic Analysis of transient sounds such as speech, voice, doppler shifts, explosions etc. Supplied in excellent condition with handbooks.

ADVANCE CONSTANT VOLTAGE TRANSFORMERS

Input 190-260V AC Output constant 220 Volts, 250W, **£25.** (£2 carriage)

LABORATORY OVENS. — Gallenkamp, 3 cu. ft. **£145.** Also Morgan Grundy 1 cu. ft. **£55.**
20-WAY JACK SOCKET STRIPS. 3 pole type with two normally closed contacts **£2.50** each (+25p pp). Type 316 three pole plugs for above — **20p** ea. (pp free).

P. F. RALFE ELECTRONICS

10 CHAPEL STREET, LONDON, NW1
 TEL: 01-723 8753



RACAL RA17 Receivers **£400.**
 AIRMEC 314A Voltmeter, 300mV(FSD)-300V.
 LEVELL TG66A-1 Decade oscillator.
 DERRITRON 1KW Power Amplifier with control equipment for vibration testing etc.
 HEWLETT-PACKARD 7123A pen recorder.
 HEWLETT-PACKARD tuned amp & null detector.
 TF2600 Voltmeter 1mV-300V fsd.
 RADIOMETER Distortion Meter BKF6, **£125.**
 EDDYSTONE VHF RECEIVERS AM/FM 70-90MHz, **£45.**

VACUUM/COMPRESSOR PUMPS

Bell & Goslett type and Doer. U.S.A. Models available in excellent condition at prices well below normal.

SOLARTRON LM1420.2. DVM. 6 ranges to 1KV.
 MUIRHEAD type K-134-A Wave Analyser. Portable.
 WAYNE KERR B521 Universal Bridge.
 HEWLETT PACKARD 608C Signal generator, 10-480MHz.
 WEINSHEL Power supply Modulator type M03.
 BRUEL & KJOER type 1504 Deviation Bridge
 BRUEL & KJOER Vibration equipment 1018
 BRUEL & KJOER Frequency analyser 2105

OSCILLOSCOPE SALE

SOLARTRON CD1400. D/Beam 15MHz, **£150.**
 SOLARTRON CD1740. D/Beam 50MHz, **£450.**
 ADVANCE OS250. D/Beam 10MHz, **£185.**
 HEWLETT-PACKARD 1707A, 75MHz, **£650.**
 PHILIPS PM3226 D/B, 15MHz, **£325.**
 TELEQUIPMENT D53. D/Beam, **£175.**
 TEKTRONIX 581A, 545A & B, 544, 661, 515A.
 SOLARTRON CD1220, **£135.** (+ VAT)

NOTICE. All the pre-owned equipment shown has been carefully tested in our workshop and reconditioned where necessary. It is sold in first-class operational condition and most items carry our three months' guarantee. Calibration and certificates can be arranged at cost. Overseas enquiries welcome. **PLEASE ADD 15% VAT TO ALL PRICES.**

DC POWER SUPPLIES

- *APT 10459/8, 12-14V, @ 5 Amps, **£25.** (£2 p.p.)
 - *APT 10459/8, 24V, @ 5 Amps, **£25.** (£2 p.p.)
 - *We can supply the above power supply at any fixed voltage between 5V and 36V at 5A, **£25.**
 - *Mullard Dual supplies. Brand new with handbook. Pos & Neg 12V, at 1A and 0.4A respectively. Dimensions 9x4x5ins. **£10.00** + (£1 p.p.)
 - *FARNELL Current limited. Dimensions 7x5x4ins. Following types available. 5 Volts @ 3A, **£15.** 13-17 Volts @ 2A, **£15.** 27-32 Volts @ 1A **£15.** Plus **£1.50** each postage.
- All the above power supply units are 230V. AC input and are stabilised and regulated and fused. All are fully tested before despatch and guaranteed in first-class order throughout. As with all our equipment there is a money-back guarantee if not completely satisfied.

* OTHERS IN STOCK. PLEASE RING *

MODULATION METERS

AIRMEC 210 3-300MHz, AM/FM.
 RADIOMETER AFM/1 3.5-320MHz, AM/FM.
 RACAL 409 3-600MHz, AM/FM.

ROTRON INSTRUMENT COOLING FANS

- Supplied in excellent condition, fully tested:
- 115V, 4.5 x 4.5 x 1.5" **£4.50.** 230V.
- £5. 115V, 3 x 3 x 1.5" **£4** + postage ea. 35p.

CT212 RF Signal Generators, 85KHz-32MHz, **£55.**

BELL & HOWELL MICROFICHE VIEWERS

Type SR5. Screen size 9 x 5". New condition. **£75.**

DIGITAL MULTI-METERS

DE FOREST ELECTRONICS TYPE MM200. DC.V.0-1KV. AC.V.0-700. DC.I.0-1A. AC.I.0-1A. Each in 4 ranges. Resistance 0-19.99 Mohms. 5 ranges. LED Display-1999. **BRAND NEW. SPECIAL REDUCED PRICE OF £39, INCLUDING VAT & P.P**

Give for those who Gave

Thousands of men and women who served in the Royal Air Forces have given their health or even their lives in the defence of Freedom and many of them or their dependants are now in need of help.

Please assist by giving all you can for an emblem during WINGS WEEK or please send us a donation.

PLEASE
WEAR THIS EMBLEM



DURING

Wings Appeal

in September



Royal Air Forces Association, 43, Grove Park Road, London, W4 3RU.
(Incorporated by Royal Charter and registered under the War Charities Act 1940 and Charities Act 1960).



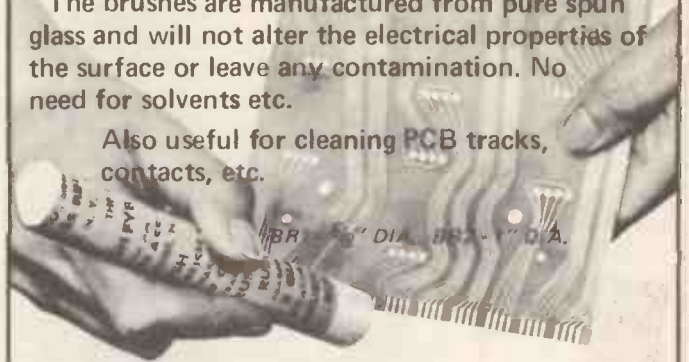
RUSH

Cleaning Brushes for Gold Edge Connectors

A long lasting brush where a light brushing action will remove oxidation, dirt, grease, etc., and polish the gold surface without reducing the thickness of the gold plating, or damaging the work surface.

The brushes are manufactured from pure spun glass and will not alter the electrical properties of the surface or leave any contamination. No need for solvents etc.

Also useful for cleaning PCB tracks, contacts, etc.



Eraser International Ltd.,
Unit M, Portway Industrial Estate,
Andover, Hants SP10 3LU.

Tel: Andover (0264) 51347/8 Telex: 477291

WW — 015 FOR FURTHER DETAILS

Space donated by:

COMPUTER APPRECIATION

86 High Street, Bletchingley, Redhill, Surrey. RH1 4PA Godstone (0883) 843221

DATA DYNAMICS MODEL RO 390 PRINTERS

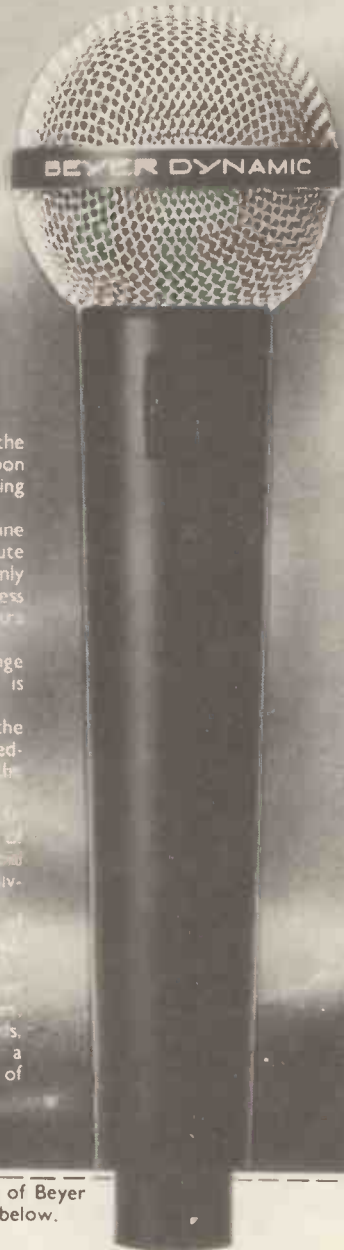
- ASCII coded plain paper hard-copy printer.
- 110 Baud serial interface, 20mA current loop/V24/RS232.
- In excellent condition, tested and fully operational.
- All units with very low hours (mostly under 500 hours).
- Current list price £800.00.
- Our price £120.00 + VAT and carriage.

N.B.

- KSR 390 (with keyboard) available at £175.00.
- ASR 390 with reader and punch (illustrated) available at £350.00.
- Many other items in stock. Send for list.



0.000438 gram ribbon covers the spectrum of sound.



The Beyer Dynamic M260 is the world's most popular ribbon microphone for musical recording and public address.

A specially shaped, short, fine ribbon accounts for its absolute fidelity. With a weight of only 0.000438 of a gram and a thickness of only 0.002 mm, it has an extraordinarily fast and flat response.

Right through the sound range the clarity and transparency is astonishing.

You'll also appreciate the microphone's excellent antifeedback characteristics over the whole frequency range.

The M260 includes in its specification a Frequency Response of 50-18 000 Hz, Hypercardioid Polar Pattern and an IEC Sensitivity Rating of 15.0dB.

There are several reasons why the M260 remains the most popular microphone in the world. It is the only Beyer Dynamic ribbon microphone you'll find that meets high standards, advanced technology... and a model that will make light work of the job you have in mind.

For the complete catalogue of Beyer products, send to the address below.

**ANY MAKE-UP OR COPY
QUERIES CONTACT
JOHN GIBBON
OR BRIAN CHAPMAN
01-261 8353**

MAINS INTERCOM

NEW IMPROVED



£36.99 + VAT £5.55

NO BATTERIES, NO WIRES. Made to high Safety and Telecommunications Standard. The modern way of instant 2-way communications. Just plug into power socket. Ready to use. Crystal clear communications from room to room. Range 1/4 mile on the same mains phase with call buzzer and light indicator. On-off switch. Volume control. Useful as inter-office intercom between office and warehouse. In surgery and in homes, between house and garage. Also useful as burglar alarm. 6 months' service guarantee. P&P £1.75. F.M. 2-channel Model £47.95 + P&P £1.85 + VAT £7.20.

NEW! AMERICAN TYPE CRADLE TELEPHONE AMPLIFIER




ONLY £18.95 + VAT £2.85

New improved battery operated Telephone Amplifier with detached plug-in speaker. Placing the receiver on to the cradle activates on/off switch for immediate two-way conversation without holding the hand-set. Many people can listen at a time. Increase efficiency in office, shop, workshop. Perfect for conference calls, leaves the user's hands free to make notes, consult files. No "holding on", save money and long-distance calls. Volume control. Model with conversation recording facilities. Price £20.95 + VAT £3.15, post and packing for either model £1.15.

10 days' price refund guarantee. Barclaycard and Access welcome.
WEST LONDON DIRECT SUPPLIES (WW)
169 KENSINGTON HIGH STREET, LONDON W8 6SN

MARKING PENS

with fluorescent colour inks



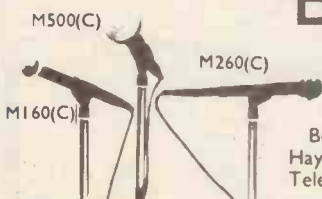
A range of marking pens is available in ten colours for permanent and removable markings. The inks are highly fluorescent, electrically non-conductive and can be used for marking metal, plastic, fabric or through an oily film.

STANDARD PNEUMATIC MOTOR CO.
20 High Street, Yatton, Bristol, BS19 4JA
England

Tel. 0934 834209
Tel. 449460

WW-054 FOR FURTHER DETAILS

Beyer Dynamic



Beyer Dynamic (GB) Ltd, 1 Clair Road,
Haywards Heath, Sussex RH16 3DP
Telephone: (0444) 51003

WW - 071 FOR FURTHER DETAILS

THE BEST OF BOTH WORLDS



Casio's new LCD Analogue/Digital Stop-watch, countdown, 12 or 24-hour display. Time display. Digital: Hours, minutes, seconds, am/pm (optional 12 or 24-hour display). Analogue: Seconds. Time/calender display. Digital: Month, date, day. Analogue: Hour, minute. Stopwatch: Measuring net, lap and first and second place times from 1/10 second to 59 minutes, 59.9 seconds.
Countdown. Measuring capacity 60 minutes, in 1/10 second units. Setting to 1 second. Countdown can be stopped and restarted for net time measurement.
Calendar. Auto 4 year. Case. 8.3mm thick. Water resistant.
Mineral glass. Backlight. 2-year battery.
56QS-50B. Stainless steel (£39.95) £34.45.
56QS-38B. Chrome plated. (£27.95) £24.45.

81QS-35B

Alarm Chronograph
Stainless steel.
Mineral glass. Water resistant.
5-YEAR BATTERY.
 Hours, minutes, seconds, day; And day, date, month and year. 12 or 24-hour display. 24-hour alarm, hourly chimes. Stopwatch from 1/100 second to 7 hours, net, lap and 1st and 2nd place times.
(£34.95) £29.45

C-80 Calculator Watch

(Finger-touch keyboard). Hours, minutes, seconds, am/pm, day, date, month, auto calendar pre-programmed to 2009. Professional 24-hour stopwatch; net, lap, 1st & 2nd place to 1/100 sec. Dual time, 8 digit calculator. Nightlight. Water resistant. Mineral Glass. Black resin case/strap. 44.9 x 35.8 x 10.2mm.
ONLY £24.45
 (R.R.P. £29.95).
C-80-01 Stainless steel version. £29.95



STAR BUY FROM CASIO

83QS-41B Alarm Chronograph

S/s encased
Mineral glass. Water resistant.
3 YEAR BATTERY
 Hours, minutes, seconds, date, am/pm; or hours, minutes, Alpha day, date, am/pm. 24 hour alarm, hourly chimes. Stopwatch from 1/10 second to 12 hours; net, lap and 1st and 2nd place. Nightlight.
ONLY £24.45
 (R.R.P. £27.95)

F-80 Alarm Chronograph. As above but black resin case/strap with S/S back and front trim.

£19.45

LADIES' CASIO WATCHES from £12.45

TERMS OF BUSINESS: All Casio items include VAT, P&P and insurance in price. Send cheques, P.O.s or quote Barclaycard or Access No. to **B. BAMBER ELECTRONICS, 24-hour phone service (0353) 860185.** Callers welcome, Tues-Sat. 9.30 a.m.-5.30 p.m. Send 20p for catalogue of Casio watches and calculators.

KELVINATOR. Environmental control cabinet—90° to 170° F, used condition but in working order. Due to size and weight buyer collects. **£400 + VAT**
FRIDEN FLEXOWRITER. Fitted with tape reader and punch. Housed in dust cabinet, on stand. Good condition **£150 + VAT**
GENERAL RADIO. Type 128B oscillator 900-2000 MHz with modulating power supply. Type 1284-A **£80 + VAT**
AIRMEC. Type 319A watt meter complete but less probe **£40 + VAT**
AIRMEC. Type 301A millivoltmeter complete but less probe **£60 + VAT**
AIRMEC. Type 210 modulation meter. Good condition **£45 + VAT**
SCHOMANDL. Type FO1 frequency meter. 30-900 MHz **£70 + VAT**
MARCONI. Type TF7910 carrier deviation meter. Very good condition **£90 + VAT**
MARCONI. Type TF1060 UHF signal generator. 0-1200 MHz **£60 + VAT**
MARCONI. Type TF1064 VHF signal generator. 68-108 MHz, 118-185 MHz, 450-470 MHz, am and fm. Good condition **£80 + VAT**
TARTAN. Educational systems demonstrator with module display and storage, ideal for schools or colleges. Contains circuit panels of high voltage power supply, I_r regulated power supply, triode pentode amp, complementary symmetry, multivibrator and simple transistor circuits. Delivery at cost **£100 + VAT**
VARIABLE TUNER HEADS. 4-button type. 22k res. with AFC switch and station indicator. Brand new **£2 + VAT**
SCREWS. Pack of nuts, bolts, washers, tags, self taps, etc. Mixed B and metric. Sold by weight. Per kilo **£2 + VAT**
LOW VOLTAGE ELECTROLYTICS. Pack of mixed values and voltages. Approx. 100 **£1.80 + VAT**
JAYBEAM STARBEAM U.H.F. Set top aerials. Brand new and boxed. **£2 + VAT**
ERSIN MULTICORE SOLDER. 3-core solder wound on plastic reel, 20 swg. Alloy 60/40 tin lead. Available in 500 gm reels **£5.70 + VAT**
CHANNEL MASTER COLORATOR. Aerial rotator. Model 950Z rotation speed 1 rpm, gear ratio 3200:1. 3 conductor wire for economy, pin point positioning to within one degree. Special offer **£39 + VAT**
JAYBEAM, T.V. and radio aerials. S.a.e. for full details.
ISEP SLOTTED HORIZONTAL RAIL. Available in 9h lengths **£4 + VAT**
RADIOGRAM LID PUMPS. Few only £1 each, or **2 for £1.50 + VAT**
RIBBON CABLE. 19-way decimal coded. 4 metres for **£1.25 + VAT**
BYX25-100 and BYX25R. Rectifiers 1000v 20A mounted on finned heatsink. Ex-equipment **£1.25 each + VAT**
BZY93C 75 DIODES. 75v 20w Zener mounted on finned heatsink similar to above. Ex-equipment **75p each + VAT**
BNC RIGHT-ANGLED PLUGS. 75 ohm Type GE3750z **£12.50p each or 12 for £1.25 + VAT**
DIE-CAST BOXES. Very large range ex-stock.

RADIO TELEPHONE EQUIPMENT

PYE OLYMPIC M201 high band AM multi-channel. Sets complete but less loudspeakers and mikes. Few only **£100 each + VAT**
PYE PF8 U.H.F. hand portable complete less batteries. 3 only. Bargain at **£80 each + VAT**
PYE PFS U.H.F. hand portable complete with leather case but less batteries. **£50 each + VAT**
PYE PF2 UB T band. ideal for 70 cm. These sets are in as new condition. Complete with mike, battery and aerial **£80 each + VAT**
PYE P.C.1. Radio telephone controller. Good condition. 2 only **£150 each + VAT**
PYE U.H.F. PAGERS. PG3U. Used condition, less batteries, few only **£40 each + VAT**
PYE MFSAM MOTOFONES. Low band, sets complete and in good condition **£45 each + VAT**
PYE POCKETPHONE. Base station F450, complete less mike **£45 each + VAT**
PYE WESTMINSTER W15 and mid-band multi-channel sets only, no mike, speaker, cradle or leads **£45 each + VAT**
PYE REPORTER MF6AM. High band sets complete but less cradles. Few only **£150 each + VAT**
PYE RTC Controller units for remotely controlling V.H.F. or U.H.F. fixed stations, radio telephones, overland lines **£20 each + VAT**
PYE P.F.I. Pocket phones suitable for conversion to 70 cm. Sets complete but less batteries. Supplied with service manual **£26 per pair + VAT**
PYE WESTMINSTER W15AM. High band and low band available. Sets complete and in good condition but are less speakers, mikes, cradles, and L.T. leads (sets only) **£70 each + VAT**
PYE WESTMINSTER W15 AMB (boot mount). Low band, complete with control gear and accessories and in good condition **£80 each + VAT**
PYE BASE STATION F.27. LOW AND HIGH BAND. Few only **£75 each + VAT**
PYE BASE STATION F30AM. Low and high band with and without T.T. Prices from **£220 each + VAT**
PYE CAMBRIDGE AM10B (boot mount). Low band 12.5 kHz sets only, no control gear. Good condition **£20 each + VAT**
PYE U.H.F. LINK 405L. Base station TX £15. RX £15 or £25. For two + VAT sold as one.
CARRIAGE ON R/T EQUIPMENT MOBILES **£2 EACH. 8/S £15 EACH.**

U.H.F. 4cx 250 bases. brand new. Few only **£15 each + VAT**
PYE PFS. Leather cases, brand new. Few only **£1.50 each + VAT**
CAR RADIO. Loudspeaker chassis 8 ohm, 5ins. ceramic magnet type. **£2.50 each or 2 for £4.00 + VAT**
TR10 CS1566 20MHz. Triggered sweep oscilloscope **£339 + VAT**
TR10 CS1562A 10MHz. Triggered sweep oscilloscope **£259 + VAT**
HAMEG Oscilloscope NM307 LPS. Triggering bandwidth d.c. to 10 MHz. Component tested. Timebase 02. US 02/cm **£149 + VAT**
HAMEG HZ36. Switchable probe. Ideal for NM307 **£11 + VAT**
XTALS 10.7 MHz HCGU type. Large range in stock **£2 each + VAT**
CONVERTER 12v to 24v 2-amp built-in die-cast box. Brand new ex-equipment supplied with circuit diagrams **£5 each + VAT**
IC TEST CLIPS. Clip over IC while still soldered to PCB or in socket. Gold plated pins. Ideal for experimenters or service engineers. 28-pin DIL **£1.75.** 40-pin DIL **£2.** or save by buying one of each for **£3.50 + VAT**
IC AUDIO AMP P.C.B. Output 2-watts into 3 ohm speaker. 12-volt D.C. supply. Size approx. 5 1/2" x 1 1/2" x 1 1/2" high with integral heat sink, complete with circuits **£2 + VAT**
NICAD CHARGER CONVERTER P.C.B. (Low power inverter). Size 4" x 1 1/2" x 1 1/2" high 12v dc supply, 60v dc output through pot on P.C.B. for charging portable batteries from mobile supply. Only needs on BFY50/51/52 or similar transistor which can be mounted direct on to P.C.B. pins on the board fitted with star-type heatsink (not supplied) **£2 + VAT**
10.7 MHz XTAL FILTERS (2.4 KHz Bandwidth) (Low imp. type carrier and unwanted sideband rejection min. -40dB (needs 10.69835 and 10.70165 XTALS for USB/LSB not supplied). Size approx. 2 1/2" x 1 1/2" **£10 + VAT**
LOW PASS FILTERS (low imp type). 2.9 Hz. Small metal encapsulation. Size 1 1/2" x 3/4" x 3/4" **75p each + VAT**
XTALS FOR TV SYNC. GEN. 20.25 KHz for 405 lines. 87G glass type **£2 + VAT**
T.V. OFF AIR RECEIVER KIT. Contains Mullard ELC 1043/05 tuner unit, aerial socket, I.F. amp module, detector module and sound quad coil. Supplied with circuit diagram. Ex-brand new equipment. Red Leads. (Min. type) 5 for 70p + VAT **£10 + VAT**
UR41 ATTENUATOR CABLE. Nominal 72 ohm overall dia. approx. 1/8". Att. per 100ft. 100 MHz. 218 dB. 200 MHz 316dB. 600 MHz. 449dB 3000 MHz 625db. Ideal for RX or low power TX fixed attenuators. Supplied with attenuation graph. 4-metres **£1v dc coil, 150 HIGH QUALITY RELAYS.** 4-pole c/o 3A contacts. 12v dc coil, 150 ohm. Size approx. 1 1/2" x 3/4" x 1 1/2" with plastic covers **80p each or 2 for £1.50**
RIGHT-ANGLED U.H.F. SERIES ADAPTORS. PL259 to 50359 **£1 each + VAT**
BACK TO BACK SOCKETS. SO239 only **£1 each + VAT**


FX-800

1 YEAR BATTERIES. Hours, minutes, seconds, am/pm, day. Calendar pre-programmed to year 1999. 24-hour alarm. Alarm timer, interval timer, or 1/100 second stopwatch; net, lap, 1st and 2nd place, fractions, %, cube roots, 5 levels parentheses, hyperbolics, standard deviations, co-ordinates, conversions. X to Y, X to M. 1/4" x 2 1/4" x 5 1/4" (RRP £27.95)
Only £24.45



AQ-2200

**Permanent display of full month calendar. Clock, alarm, hourly chimes. Stopwatch from 1/10 second to 10 hours, net, lap 1st and 2nd place times. Calculator with full memory. % √. One year batteries. 9/32 x 2 1/4" x 4 1/4". (£21.95).
£19.45**



MQ12. Card version of AQ2200 without sq root key 3/16" x 3 3/4" x 2 1/4" (£21.95).

£19.45

MELODY 81

(£24.95)
£22.95
 Clock, calendar, two musical alarms, countdown timer. Stopwatch from 1/10 sec. to 12 hours; net, lap, 1st & 2nd place. Calculator with full memory. %, square roots. 5/16" x 4 1/4" x 2 1/4". 1 year batteries.



£22.45

AQ1500 £14.45. PV-81 £14.45. MQ-6 £19.45. FX-330 £16.45. FX510 £19.45. FX81 £21.45.

1980 CATALOGUE. Send 40p and you will receive our 104-page catalogue with products by Eagle, Ynesu, Standard, Trio, Hameg, Casio, Microwave-Modules, Amrow kits and boxes, Vero, Draper, Spiralux, Knipex, Weller, Servisol, Jaybeam. Books by Barnard & Babani-Newnes and many more.

TERMS OF BUSINESS: Cheques or P.O. with order, made payable to B. Bamber Electronics, or phone your Access or Barclaycard No. Please add **15% VAT** on all goods advertised after adding postage as applicable.

CARRIAGE: Orders under £5 nett invoice add 75p. Orders over £5 but less than £20 add 50p. Orders over £20 carriage paid. **Callers welcome.** Tues.-Sat. 9.30 a.m.-5.30 p.m.

B. BAMBER ELECTRONICS

DEPT. W.W., 5 STATION ROAD, LITTLEPORT, CAMBS CB6 1QE
 TEL: ELY (0353) 860185



HOW DO MICRO-COMPUTERS WORK?

Practical Computing tells you that and much, much more . . .

The July issue, available now from leading newsagents, contains practical information for all businessmen, engineers, scientists, teachers and professional people who want to know about microcomputers. In this issue:

- First in a series of articles by a computer designer explaining how a new £200 microcomputer works and how it can be expanded into a business system worth £3,000.
- Review of Clive Sinclair's controversial ZX80 - one of the cheapest computers currently available - which is all set to penetrate the US market.
- Articles on applications, robotics, software together with expert advice on the Pet, Apple and Tandy micros and a comprehensive Buyers Guide.

All this, plus the official guide to the 1980 Microcomputer Show (Wembley Conference Centre, July 22-24), in the biggest-ever issue of Practical Computing. 208 pages for only 60p. From your newsagent or post this coupon now.

To: Marketing Services Department, Room 626 A. IPC Electrical Electronic Press Ltd. Dorset House, Stamford Street, London SE1 9LU. Please post me a copy of Practical Computing every month for a year. I enclose cheque/p.o. for £8 (inclusive) payable to IPC Business Press Ltd.

Name

Address

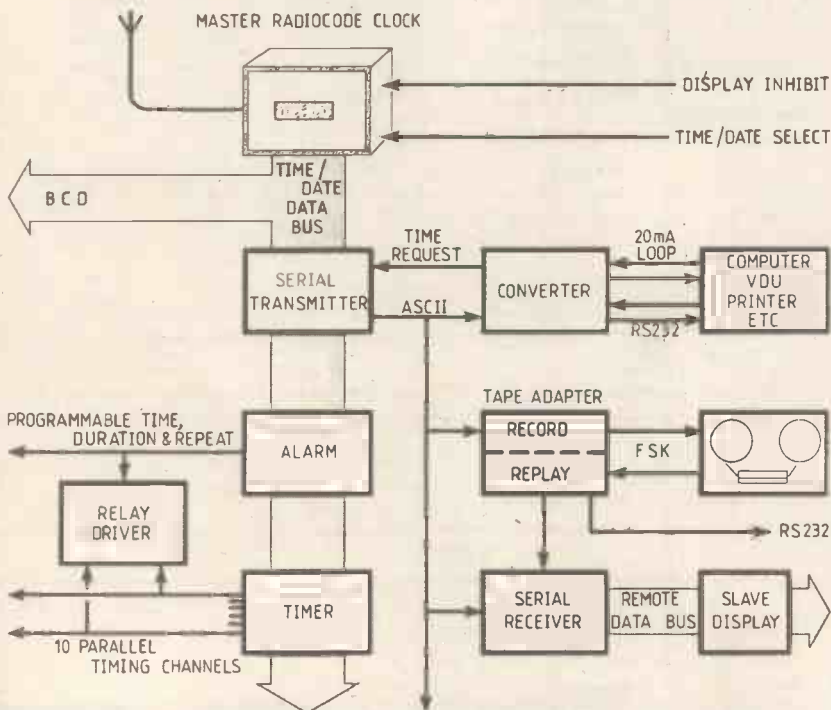
WW/1



RADIOCODE CLOCKS*

As supplied to the National Physical Laboratory

Can provide the most reliable, accurate and cost effective solution to your time or synchronization problem



Radiocode Clocks are extremely advanced and flexible instruments which automatically receive, decode and display the atomic time and date information transmitted by MSF Rugby or DCF77 W, Germany. All models are portable and self-contained, and feature a highly refined receiver which operates reliably even in remote or electrically noisy areas.

To complement our Radiocode Clocks we have developed a range of accessories which enable almost all time problems to be solved simply, reliably and inexpensively.

Applications include:

- Master clock and slave displays (no initial or subsequent adjustment required).
- Synchronizing numerous points throughout Europe (no wires, schedules or adjustments).
- Precise control or calibration of industrial/scientific equipment.
- Record/display time and date via magnetic tape (a conventional low grade recorder will store information once per second).
- Hardware clock for computers (unaffected by mains failure or transmission breaks).

Circuit Services
6 Elmbridge Drive, Ruislip, Middlesex
Phone 76962

* Patent Pending

Toroidal Transformers



Yet another new development from I.L.P



I.L.P. ELECTRONICS LTD.
Graham Bell House, Roper Close
Canterbury, Kent CT2 7EP
Phone (0227) 54778. Telex 965780

Toroidal transformers have only half the weight and height of their laminated equivalents and are appreciably more efficient. Fields of radiation are far more restricted. Having our own manufacturing division, we are able to offer 25 types in a useful range of outputs at competitive prices. A strong mounting kit is supplied with each transformer.

TYPE	VA	SECONDARY RMS VOLTS	SECONDARY RMS CURRENT	DIMENSIONS DIA-HT	WEIGHT KG	PRICE
2X010 2X011 2X012 2X013 2X014 2X015 2X016	50	6+6 9+9 12+12 15+15 18+18 22+22 25+25	4.16 2.77 2.08 1.66 1.38 1.13 1.00	70 x 40mm	0.9	EACH £5.40 + £1.10 P&P + 98p VAT
3X010 3X011 3X012 3X013 3X014 3X015 3X016	80	6+6 9+9 12+12 15+15 18+18 22+22 25+25	6.64 4.44 3.33 2.66 2.22 1.81 1.60	90 x 30mm	1.0	EACH £5.76 + £1.20 P&P + £1.04 VAT
4X010 4X011 4X012 4X013 4X014 4X015 4X016	120	6+6 9+9 12+12 15+15 18+18 22+22 25+25	10.00 6.66 5.00 4.00 3.33 2.72 2.40	90x40mm	1.2	EACH £6.72 + £1.30 P&P + £1.20 VAT
5X016 5X017	160	25+25 30+30	3.20 2.66	110x40mm	1.8	EACH + £1.40 P&P £8.88 + £1.54 VAT
6X016 6X017	300	25+25 30+30	6.00 5.00	110x50mm	2.6	£12.27 + £2.50 P&P + £2.27 VAT

Notes:

For 110V Primary please insert 0 in place of 'X' in type number.
For 220V Primary please insert 1 in place of 'X' in type number.
For 240V Primary please insert 2 in place of 'X' in type number.

Example 120VA 240V 15+15V, 4A = 42013.

Types to customer specification can be supplied to order in quantity. Enquiries invited.

FREEPOST

We pay postage on enquiries and orders. Address your envelopes: **FREEPOST, T5 I.L.P. ELECTRONICS, Graham Bell House, Roper Close, Canterbury CT2 7EP. NO STAMP REQUIRED.**

I.L.P. ELECTRONICS, ROPERS CLOSE, CANTERBURY CT2 7EP

Please supply _____
 I enclose Cheque Postal Orders International Money Order Access/
 Barclaycard Account No. _____
 Name _____
 Address _____

WW — 065 FOR FURTHER DETAILS

Battle of Britain Wings Appeal

DURING SEPTEMBER



Please help us maintain our Home for the Permanently and Severely Disabled and our convalescent homes for those Ex R.A.F. men and women who are in need by giving all you can for an emblem during WINGS WEEK or please send us a donation.



PLEASE WEAR THIS EMBLEM

Give for those who Gave

Royal Air Forces Association, 43, Grove Park Road, London, W4 3RU.
(Incorporated by Royal Charter and registered under the War Charities Act 1940 and Charities Act 1960).

Space donated by:

reprints

If you are interested in a particular article / special Feature or advertisement published in this issue of

WIRELESS WORLD

why not take advantage of our reprint service.

Reprints can be secured at reasonable cost to your own specifications providing an attractive and valuable addition to your promotional material. (Minimum order 250.)

For further details contact Brian Bannister, IPC Electrical-Electronic Press Ltd. Phone 01-261 8046 or simply complete and return the form below.

To Brian Bannister, Reprints Department
Dorset House, Stamford Street
London SE1 9LU

I am interested in _____ copies of the article / advertisement headed _____ featured in **WIRELESS WORLD** on page(s) _____ in the issue dated _____

Please send me full details of your reprint service by return of post.

Name _____
 Company _____
 Address _____
 Tel. No. _____

Appointments

Advertisements accepted up to 12 noon Monday, August 4th, for September issue, subject to space being available.

DISPLAYED APPOINTMENTS VACANT: £10.00 per single col. centimetre (min. 3cm).
LINE advertisements (run on): £1.50 per line, minimum three lines.
BOX NUMBERS: 70p extra. (Replies should be addressed to the Box Number in the advertisement. c/o Wireless World, Dorset House, Stamford Street, London SE1 9LU.)
PHONE: Mike Thraves 01-261 8508.
 Classified Advertisement Rates are currently zero rated for the purpose of V.A.T.

Test Engineers & Test Gear Engineers Move into new areas of Electronics Development and an assured quality of life...

EMI Electronics Ltd. builds quality and reliability into every product. Our reputation for excellence is long established and is a major factor in generating new orders.

The growth of our business here in historic Wells creates the need for more Test Engineers to take us through the 1980's.

As one of the world's leaders in specialised defence electronic systems - particularly the fields of radar, proximity fusing, telemetry and radio modelling we maintain stringent quality standards. You will join one of our professional teams responsible for ensuring that our wide range of "State of the Art" electronic systems on test equipment meet our exacting standards.

We are looking for people with either ONC or HNC Electronics and varying levels of experience of testing or servicing modern detection systems in the electronics industry or armed forces.

We offer competitive salaries, comprehensive

benefits and assistance with your relocation to this beautiful part of Somerset.

For further information fill in the coupon and send it to F. M. Taylor, Assistant Personnel Manager, EMI Electronics Ltd., Penleigh Works, Wookey Hole Road, Wells, Somerset, BA5 1AA or phone him for more information on Wells (0749) 72081.

Name _____
 Address _____

 Tel: _____ Age _____
 Current position _____
 Qualifications _____

Ref. W.W. 158

357

EMI

EMI Electronics Limited, Wells

A Member of the THORN EMI Group

ROYAL LIVERPOOL HOSPITAL
 Prescot Street, Liverpool L7 8XB

Electronics Technician (Medical Physics Technician Grade III)

To assist with the maintenance / Development of equipment used in the Department of Nuclear Medicine at the above hospital.

Applicants should ideally have approximately 10 years experience (including apprenticeship) in electronics servicing.

Salary Scale: £4,605 to £5,952 per annum.

Further details and application form available from the Personnel Department at the above address. Closing date: 31st July, 1980.



(513)

UNIVERSITY OF BATH
 SCHOOL OF ELECTRICAL ENGINEERING

RESEARCH OFFICERS LSI MICROELECTRONICS DESIGN

Applications for two positions are invited, to work on a research project concerned with the development of computer-aided-design methods for the custom design of lsi microelectronic circuits. Applicants for the first position should hold or expect to hold a higher degree and be conversant with both logical design and the writing of PDP11/34 system software. Applicants for the second position should hold a good honours degree which includes digital logic design, and preferably knowledge of integrated-circuit technologies.

The project is funded by the Wolfson Foundation with industrial cooperation for a period of three years.

Commencing salaries up to £7000, according to qualifications and experience.

Application forms and further particulars from the Personnel Officer, University of Bath, Bath, BA2 7AY, quoting reference number 80/52R.

(536)

IN A WORD WE NEED

Creativity



Technical Authors-Berkshire £7,500 to £9,500 + Benefits

A major British company is urgently seeking experienced Technical Authors to join a team coping with the requirements of a highly comprehensive project, whose application will have wide ranging effect on the future of telecommunications.

The position will be filled by experienced Senior Authors with a good academic record (HNC/D or Graduate in a numerate or engineering discipline) and real knowledge of producing documentation on computer systems and software. A good creative technical ability is essential, coupled with an inquisitive nature and a forceful personality.

The company are located in a large 19th century country-house with several acres of grounds which are open at the week-ends for individual and family activities. The area is in pleasant Berkshire countryside but with easy access to the M4. Public transport is also available. An excellent relocation package is offered where necessary, and house prices are reasonable.

Ring Jack Cowdy on 01-603 7335

Information Processing People
58 Pembroke Road, London W8. Telephone (24 hours): 01-603 7335/6. Telex: 261298 (517)

AUDIO VISUAL AIDS TECHNICIANS

Two experienced technicians are required by the Croydon Education Service.

One to maintain and prepare language laboratories in schools. A knowledge of other visual equipment would be an advantage.

Salary £4971-£5520 per annum depending on qualifications and experience.

The second technician will maintain and repair a range of audio and video equipment including TV receivers in schools.

Salary £5658-£6174 per annum inclusive according to qualifications and experience.

Apply in writing giving details of age, qualifications, present post, relevant work experience and the names and addresses of two referees to The Superintendent, Education Service Centre, Princes Road, Croydon, Surrey, stating for which post you wish to be considered.

Further information may be obtained from the Superintendent, Mr. A. Bevan, telephone no. 01-684 9393.

(531)

OXFORD UNIVERSITY
DEPARTMENT OF ATMOSPHERIC
PHYSICS

Electronics Technician

A vacancy exists for an electronics technician (grade 5) to work on the construction, testing and maintenance of equipment used in the Department's space research programme. The successful applicant will become part of a small, energetic group involved in developing scientific instruments and launching them on Earth satellites and probes to the planets. Training will be given, as necessary. The salary scale, which is under review, is currently £4,257-£4,974 p.a. Applications, giving details of qualifications and experience, and the names of two referees should be sent to Dr. F. W. Taylor, Dept. of Atmospheric Physics, Clarendon Laboratory, Oxford OX1 3PU.

(511)

DIGITAL EXPERIENCE?

FIELD, SUPPORT AND
PRODUCTION. VACAN-
CIES IN COMPUTERS, NC,
COMMS, MEDICAL,
VIDEO, ETC.

For free registration ring
01-464 7714, ext. 502

LOGEX

ELECTRONICS RECRUITMENT SERVICE
HIGH ROAD, LOUGHTON, ESSEX
01-502 1589/01-464 7714, EXT. 402 (538)

TECHNICIANS

Technicians are required for this expanding department to be responsible for the maintenance of medical equipment located throughout the West Birmingham Health District.

The successful applicants must have sound knowledge and experience of maintenance of the following equipment:

- Post A — *Electro-mechanical Technician*
Mechanical Services — Anaesthetic Apparatus
- Post B — *Electro-medical Technician*
Therapeutic and Diagnostic Physiological measurement.
- Post C — *Electro-medical Equipment*
Laboratory and specialist equipment

Salary dependent on qualifications and previous experience.

Scales: Technicians Grade II — £5547-£6918
Technicians Grade III — £4605-£5952

Application forms and job descriptions from District Works Officer, Dudley Road Hospital, Birmingham, B18 7QH. For further information Telephone Mr. D. L. Hall, District Engineer, 021-554 3801, Ext. 4838.

Please quote Ref: 597/WW.

WEST BIRMINGHAM Health District

BIRMINGHAM AREA HEALTH AUTHORITY (Teaching)

(547)

APPOINTMENTS IN ELECTRONICS

£5 — £10,000

Take your pick of the
permanent posts in:

- MISSILES — MEDICAL
COMPUTERS
- RADAR — COMMS
- MICROPROCESSOR
- HARDWARE — SOFTWARE

For free expert advice and immediate action on salary and career improvement, phone or write to Mike Gernat BSc.

Technomark

Engineering and Technical Recruitment
11 Westbourne Grove
London W2. 01-229 9239 (9257)

TOP JOBS IN ELECTRONICS

Posts in Computers, Medical, Comms, etc. ONC to Ph.D. Free service.

Phone or write: BUREAUTECH,
AGY, 46 SELVAGE LANE,
LONDON, NW7. 01-906
0251.

(8994)



UNITED NATIONS

Invites Applications for the following positions
at New York Headquarters

1. CHIEF, TECHNICAL SERVICES SECTION (P-5)

Supervises and specifies arrangements for the installation, operation and maintenance of equipment associated with the United Nations conference servicing and radio and television programming operations. This includes a wide range of broadcast standard audio and video equipment, simultaneous interpretation installations and electronic voting equipment.

Responsibilities include directing the work of some 100 personnel, design of and supervision of construction of equipment, advising other divisions on technical matters and preparation of budgets.

Should have advanced university degree in relevant engineering discipline, good electronic knowledge, computer experience and management skills particularly in the fields of budgeting projection and cost control, with 13 years' professional experience.

Level P-5 carries net base salary per annum from US \$24,298 (single) and US \$26,298 (with dependants) plus post adjustment from US\$11,627 (single) and US\$12,584 (with dependants) per annum.

VA. 80-D-DAM-109-NY

2. CHIEF, TELEVISION AND FILM UNIT (P-4)

Controls the technical aspects of the United Nations television and film unit which works to full professional broadcast standards.

Is responsible for system development and specifying operational and maintenance techniques and for assessing needs and making recommendations for purchase of equipment.

Supervises the operations in the technical areas and maintains contact with outside TV networks and operators.

Should have advanced university degree in electrical engineering with eight years' professional experience in the operation and maintenance of television and film equipment.

Level P-4 carries net base salary per annum from US\$20,209 (single) and US\$21,755 (with dependants) plus post adjustment from US\$9,779 (single) and US\$10,527 (with dependants) per annum.

VA. 80-D-DAM-108-NY

3. ENGINEER (TELECOMMUNICATIONS) (P-4)

Supervises the technical aspects of conference servicing operations with particular regard to simultaneous interpretation, audio distribution systems and electronic voting equipment.

Responsible for system development and design and for the installation of these facilities both at Headquarters and for conferences away from headquarters.

Should have advanced university degree in an engineering discipline, with eight years' professional experience.

VA. 79-D-DAM-357-NY.

APPLICATIONS: Please complete two copies of United Nations Personal History Form (P.11), or send detailed curriculum vitae to: **Professional Recruitment Service, United Nations, New York, N.Y. 10017, USA.** Mention the date of birth and nationality, and quote the Vacancy Announcement number.

Electronics R&D

Join us in the forefront
of technology

Take your pick

HF-VHF-UHF-

Microwave Optics & Acoustics

A challenging and full career in
Government Service.

Minimum qualification — HNC.

Starting salary up to £6,737.

Please apply for an application form to the
Recruitment Officer (Dept. ww1),
H.M. Government Communications
Centre, Hanslope Park, Milton Keynes
MK19 7BH.

186



Norwich Airport

SENIOR TECHNICAL OFFICER

£7,287-£8,097 plus

A vacancy exists for an experienced Air Traffic Engineer to fill the post of Senior Technical Officer at Norwich Airport.

The Senior Technical Officer is responsible for the management of and participation in the maintenance, modification and installation of a wide range of navigation, communication and airfield lighting equipment. Equipments already in use include Plessey ACR 430, PLAN 17/18 ILS, Ecko VDF, an off-site Redifon NDB, and VHF/UHF AM/FM transmitters and receivers with associated recorders.

N.J.C. Conditions apply, subject to the Norwich City Council's local variations and local agreements. The post is graded PO1, points 1-5, £7,287-£8,097 per annum, and at present the Senior Technical Officer participates in alternating shift working which attracts an addition of 14% of salary, and week-end and Public Holiday working for which the appropriate enhanced payments are made. A pay award is pending commencing July 1980.

Removal and relocation expenses up to £1,150 and temporary housing accommodation in approved cases.

Entry point on the salary scale dependent on qualifications and experience.

Norwich, situated amidst the Norfolk Broads, surrounded by areas of outstanding natural beauty, offers a stimulating mixture of old and new with a thriving commercial/shopping centre and lively arts and theatre.

Application form and fuller details of the job may be obtained from the Administrative Department, Norwich Airport, Norfolk, NR6 6JA, telephone Norwich (STD 0603) 411923; completed form to be returned within 14 days of publication of this advertisement.

(507)

ELECTRONIC ENGINEER

A unique opportunity occurs to work for a British Company in the U.S.A.

Brookes & Gatehouse Ltd. are looking for an Electronics Engineer to provide a workshop back-up for a keen young team in their American subsidiary company.

Initial contract minimum one year.

About HNC level with good sound knowledge of transistor circuitry and digital techniques. Experience in the marine field and an interest in sailing would be advantageous. Full training given at our head office in Lymington. Contact Arthur Gale.

BROOKES & GATEHOUSE LTD.
Bath Road, Lymington, Hampshire SO4 9YP
Tel: (0590) 74252

(558)

SENIOR ENGINEER / SUBSTANTIVE ENGINEER

MME Facilities Limited, have a vacancy for a SENIOR ENGINEER in VTR and a SUBSTANTIVE ENGINEER in the Cassette Department, both to be based in their Broadcast Facility House in the West End.

The equipment line up is, 3 Quad VTR's, a sophisticated cassette duplicating bank and an IKEGAMI EFP/ENG Unit recording onto a 1" VPR20.

Included in our plans for expansion is the installation of a 1" editing suite.

Salaries £11,000 and £9,000 respectively plus profit related bonus and overtime.

All applications to:

Andrew Coppin Esq.
MME FACILITIES LTD.
Enterprise House
9 Great Chapel Street
London, W1V 3AL
01-434 2021

(521)

Radio Technicians Work in Communications R&D and add to your skills

At the Government Communications Headquarters we carry out research and development in radio communications and their security, including related computer applications. Practically every type of system is under investigation, including long-range radio, satellite, microwave and telephony.

Your job as a Radio Technician will concern you in developing, constructing, installing, commissioning, testing, and maintaining our equipment. In performing these tasks you will become familiar with a wide range of processing equipment in the audio to microwave range, involving modern logic techniques, microprocessors, and computer systems. Such work will take you to the frontiers of technology on a broad front and widen your area of expertise — positive career assets whatever the future brings. In the rapidly expanding field of digital communications, valuable experience in modern logic and software techniques will be gained.

Training is comprehensive: special courses, both in-house and with manufacturers, will develop particular aspects of your knowledge and you will be encouraged to take advantage of appropriate day release facilities.

You could travel — we are based in Cheltenham, but we have other centres in the UK, most of which, like Cheltenham, are situated in environmentally attractive locations. All our centres require resident Radio Technicians and can call for others to make working visits. There will also be some opportunities for short trips abroad, or for longer periods of service overseas.

You should be at least 19 years of age, hold or expect to obtain shortly the City and Guilds Telecommunications Technician Certificate Part I (Intermediate), or its equivalent, and have a sound knowledge of the principles of telecommunications and radio, together with experience of maintenance and the use of test equipment. If you are, or have been in HM Forces your Service trade may allow us to dispense with the need for formal qualifications.

Registered disabled people may be considered.

Pay scales for Radio technicians start at £4640 per annum, rising to £6525, and promotion will put you on the road to posts carrying substantially more; there are also opportunities for overtime and on-call work, paying good rates.

Get full details from our **Recruitment Officer, Robby Robinson, on Cheltenham (0242) 21491, Ext 2269**, or write to him at **GCHQ, Oakley, Priors Road, Cheltenham, Glos GL52 5AJ**. We will invite suitable applicants (expenses paid) for interview at Cheltenham.



GCHQ

Recruitment Office

Government Communications Headquarters

Oakley, Priors Road, Cheltenham GL52 5AJ

(9483)



CAPITAL
APPOINTMENTS LTD.

THE UK's No. 1 ELECTRONICS AGENCY

Design, Dev. and Test to £9,000
Ask for Brian Cornwell

SALES to £12,000 plus car
Ask for Ken Sykes

FIELD SERVICE to £8,000 plus car
Ask for Maurice Wayne

We have vacancies in **ALL AREAS** of the UK

Telephone: 01-637 5551 (3 lines)

(291)

CAPITAL HOUSE
29-30 WINDMILL
STREET
LONDON W1P 1HG
TEL: 01-637 5551

SENIOR TEST ENGINEER

£7,000 +

We require a test engineer to test and commission a new range of sophisticated phototypesetting terminals.

QUALIFICATIONS

HNC or Degree in Electronics with at least 5 years' experience in the testing of Digital Electronic equipment. Conversant in the latest TTL MSI. Knowledge of microprocessors or a background in phototypesetting would be an advantage.

This is an interesting and rewarding position with all the benefits of a small company. Some foreign travel envisaged.

Please telephone Mike Reynolds on 01-961 5425 or write for an application form to:

HEIGHLIN LIMITED

2 Morland Gardens, Stonebridge Park, London NW10 8DY

(518)

When the ship comes home, why not settle down?

We're British Telecom Maritime Service and we have everything in a job that you'd want: the kind of work you're trained to do, good pay, job security and all the comforts of home where they really count - at home!

Radio Officers

Vacancies exist at several coast stations for qualified Radio Officers to carry out a variety of duties that range from Morse and teleprinter operating to traffic circulation and radio telephone operating. And for those with ambition, the prospects of promotion to senior management are excellent.

You must have a United Kingdom Maritime Radio Communication Operator's General Certificate or First Class Certificate of proficiency in Radio-telegraphy or an equivalent certificate issued by a Commonwealth Administration or the Irish Republic. Preferably you should have some sea-going experience.

The starting pay at 25 or over will be about £5,381; after 3 years service this figure rises to around £7,087. (If you are between 19 and 24 your pay on entry will vary between approximately £4,229 and £4,937). Overtime is additional, and there is a

good pension scheme, sick-pay benefits and at least 4 weeks' holiday a year.

For further information, please telephone Kathleen Watson on Freefone 2281 or write to her at the following address: IE Maritime Radio Services Division (WWA), IS8.1.1.2, Room 304, Landsec House, 23 New Fetter Lane, London EC4A 1AE.

British
TELECOM
PART OF THE POST OFFICE

(524)

Senior Test Technician/Engineer

£5000 - £6000 Greenford

At Ultra Electronics we manufacture highly sophisticated communication systems and are Europe's leading supplier of sonobuoys.

We now require an engineer aged 25+ who has had at least 5 years practical test and fault finding experience on VHF low power AM/FM transmitters, audio circuits low and high power timing and pulse circuits.

You should have an engineering qualification coupled with the ability and initiative to gain promotion in a forward thinking and progressive company.

In addition to a salary of £5000 - £6000 there are excellent benefits that include 22 days holiday, sports and social club, subsidised canteen and contributory pension scheme.

For further details please write to or telephone Mrs J Foreman, on 01-578 0081.



Electronic Communications Ltd

Ultra Electronic Communications Ltd.,
419 Bridport Road,
Greenford Trading Estate,
Greenford, Middx.

(500)

£25 REWARD

for anyone who can re-christen our hard-working computer. "Einstein" isn't quite right. Our scientific researcher has suggested "Lovelace," confident that all readers of this magazine will immediately think of Charles Babbage's assistant, the Hon. Ada Augusta - not the dreaded Linda. Our Einstein is indispensable, but what a prima donna - gets the vapours in hot weather! Further details of his performance are very wittily reviewed by David Tebbutt in the June issue of Personal Computer World.

Current vacancies include:

SENIOR SEMI-CONDUCTOR PROCESS ENGINEERS, to £14,000.
SEMI-CONDUCTOR QUALITY ENGINEERS, to £11,000. **L.S.I. DESIGNERS**, to £12,000 (Scotland).

DIGITAL DESIGN / RESEARCH ENGINEERS, to work on a new generation of data acquisition/recording instruments and special-purpose displays. Equipment based on 8048/8085 and 6800/6802. To £10,000 (South Coast).

P.D.S. ENGINEER for mobile radio. To £8,000 (West Country).
SOFTWARE ENGINEERS for a wide range of device, i.e. PROM programmers, mpu programmers, programmable array units and mpu test equipment. To £8,000 (Herts.).

TEST ENGINEERS for a wide range of RF and microwave navigational beacons. Very progressive firm with lots of chance to progress. To £7,000 (West Country).

MICROWAVE ENGINEERS for test equipment design and application of special-purpose components to standard range of test equipment. To £7,000 (West Country).

JUNIOR ENGINEERS to join a team working on the application of mpu's including 16-Bit devices to aircraft data recording systems and environmental control systems. Salary confidential (West Country).

P.D.S. ENGINEER for mobile radio. To £8,000 (West Country).
SOFTWARE ENGINEERS for a wide range of device i.e. RPOM programmers, mpu programmers, programmable array units and mpu test equipment. To £8,000 (Herts.).

TEST ENGINEERS for a wide range of RF and microwave navigational beacons. Very progressive firm with lots of chance to progress. To £7,500 (West Country).

MICROWAVE ENGINEERS for test equipment design and application of special purpose components to standard range of test equipment. To £7,000 (West Country).

For further details of these and other vacancies, please ring:

(532)

Charles Airey Associates

4 Hammersmith Grove, London W6 ONA. Tel: 01-741 4011

"PROBABLY THE BEST KNOWN SUPPLIER OF ELECTRONIC ENGINEERS IN THE COUNTRY" - Financial Times.

STRATHCLYDE REGIONAL COUNCIL



GLASGOW Sub-Region
STRATHCLYDE POLICE

WIRELESS TECHICIAN

Wireless Workshop, Helen Street, Glasgow.

Salary Scale: Tech. 'D' - £5268-£5973.

Duties will be the servicing of VHF and UHF radio equipment. A City & Guilds Certificate in telecommunications or equivalent is desirable but not essential.

Applicants must have a current driving licence.

Application forms may be obtained from The Assistant Director of Manpower Services, 21 Gordon Street, Glasgow, G1 3PS, to whom completed forms, quoting Ref. G2518, should be returned by 30th July, 1980.

R. M. O. McCULLOCH
Director of Manpower Services
(515)

MICRO ENGINEER

MIDDX/SURREY

£6 1/2 - £8 1/2 K

Computer Equipment manufacturer - leading Micro Boom - is expanding its design team for new Products / Markets / Applications. Using 'State of the Art' techniques.

Imagine a career path that includes:

- Training in hybrid hardware / software design
- Challenge and reward
- Your skills and ideas matter
- Friendly go ahead management
- Promotion from within
- 1st class salary and regular reviews.

If you are an ambitious graduate or have sound technical experience already then ring Richard Butcher our Micro Specialist now! Ref ER 110.

01-549 6441 (Day) 01-644 3595 (after 7.30pm)

A.B. Executive (Kingston) Ltd.

(514)

CHELSEA COLLEGE
University of London
BASIC MEDICAL SCIENCES GROUP

GRADE 5 ELECTRONICS TECHNICIAN

We are seeking an experienced technician to join the Electronics Workshop of the Basic Medical Sciences Group. Experience of and interest in solving biological problems using electronic devices is essential. A flair for digital electronic design and an ability to communicate with medical scientists with research problems would be useful. In addition, there will be every opportunity to collaborate with the teaching and research programs of the microprocessor/microcomputer applications group of the Basic Medical Sciences Group.

Salary: £5037-£5754 per annum inclusive (under review). 5 weeks' annual leave plus Public Holidays and other concessionary days.

Application forms from the Personnel Officer, Chelsea College, Friese Greene House, Chelsea Manor Street, London SW3 3TW.

Closing date: 1st August, 1980.

(502)

AGRICULTURAL RESEARCH COUNCIL
LETCOMBE LABORATORY

ELECTRONICS

Applications are invited for three posts at the Laboratory which is located in a downland village near Wantage. The work is within a section which develops, constructs and maintains a wide range of electronic instruments, including microprocessors, for laboratory and field experiments in agricultural research.

Appointments will be made according to qualifications and experience as follows:

POST A: HIGHER SCIENTIFIC OFFICER, minimum qualification degree or equivalent plus 5 years' post qualifying experience. Salary in Scale £5,097-£6,737.

POST B: SCIENTIFIC OFFICER, minimum qualification degree, H.N.C. or equivalent. Salary in Scale £3,591-£5,486.

POST C: PROFESSIONAL & TECHNOLOGY OFFICER GRADE IV, minimum qualification ONC, City & Guilds or TEC/SCOTEC in Electrical Engineering/Electronics. Salary on entry £5,500 p.a. rising by annual increments to £8,300.

Non-contributory Superannuation.

Further particulars and application forms can be obtained from the Secretary, Agricultural Research Council, Letcombe Laboratory, Wantage, Oxon, OX12 5JT. Closing date 30th July 1980. Quota Reference No. 80/2.

(505)

ARAMCO



TUNE IN TO A NEW CHALLENGE

Good communications play a significant role in every business. In a Company the size of ARAMCO good communications are vital.

Aramco currently employ over 40,000 people in Saudi Arabia and the scale and diversity of operations is impressive.

On behalf of the Saudi Arab government, Aramco are involved in a massive gas gathering and processing programme, have built the biggest seawater desalination plant in the world and are committed to several other major, on going projects. All this as well as being the largest oil production company in the world.

These extensive investments within the Eastern Province of Saudi Arabia needs a good communications network to ensure the smooth and efficient running of the various operations organisations.

Salaries are as you would expect with a world leader.

ENGINEERS £11,450 to £19,200 TECHNICIANS £10,100 to £14,500
per contract year after tax.

THE COMMUNICATIONS PROJECTS MANAGEMENT DEPARTMENT

require Engineers and Field Technicians in the following skills:-

ENGINEERS & TECHNICIANS for the installation and commissioning of telemetry systems. Field work covers substations, remote terminal units, pipelines etc. You will be involved at module, unit and systems levels using a range of test equipment, digital diagnostic test procedures and control systems.

Engineers should have B.Sc or HNC in Electrical or Electronic Engineering plus minimum of 4 years relevant experience. Technicians should have apprenticeship plus at least 3 years relevant experience.

DATA ENGINEERS with at least 5 years experience in systems engineering on data terminalling equipment and analogue systems. A degree in electrical engineering or computer science is required for these positions.

COMMUNICATIONS ENGINEERS to act as technical consultants and systems planners on specification and design. Degree plus 5 years experience is required.

COMMUNICATIONS ENGINEERS for communications hardware and systems including local distribution and coaxial versus paired cables, multiplexers, multichannel radio bears, VHF/UHF/HF/MF equipment, outside telephone cable plant and telephone/electronic switching.

Contracts are single status and renewable yearly with air conditioned accommodation and free medical care provided. Good recreation facilities include libraries, cinema, TV, swimming pools etc. Married men receive leave after each 4 month period on a 14, 14 and 25 cycle. Single men receive 30 days leave at end of each year. Fares paid.

A valid UK driving licence is required for all the above positions.
Certain senior positions will qualify for married status after satisfactory completion of one year's employment.

Please write with brief career details etc. quoting ref: WW/16/7 to:-

(537)

INTERNATIONAL RECRUITMENT

5 EAST PARADE,
HARROGATE,
NORTH YORKSHIRE HG1 5LF

Radio Communications Electronics Engineers and Software Designers

Mid-Sussex—S.W. London Salaries up to £8,000

To join our expanding R&D Laboratories covering a wide range of R.F. spectrum, from L.F. to V.H.F. Equipments include transmitters and receivers for marine- and land-based use, radio nav aids and radio monitoring remote computer-controlled systems.

Electronics Engineers should have experience in transmitter or receiver design, analogue or digital circuit design, microprocessor applications. Software Designers should be experienced Programmers with an interest in control, signal processing or navigational software.

Attractive salaries are complemented by excellent prospects and generous benefits.

Contact: **David Bird, Redifon Telecommunications Limited, Broomhill Road, Wandsworth, London, S.W.18. Phone: 01-874 7281 (reverse charges).**

(9938)

ELECTRONICS ENGINEER

CENTRAL LONDON £5,250 +


Electronics Engineer with good knowledge of digital electronics wanted for fault finding and repair work on microcomputer systems.

2 years' experience with digital systems or a good apprenticeship background are the minimum qualifications. Possession of a driving licence would be an advantage.

Phone Brian Levison 01-729 4483

(523)

Professional Careers in Electronics



All the others are measured by us...

At Marconi Instruments we ensure that the very best of innovative design is used on our range of communications test instruments and A.T.E. We have a number of interesting opportunities in our Design, Production and Service Departments and we can offer attractive salaries, productivity bonus, pension and sick pay schemes together with help over relocation. If you are interested to hear more, please fill in the following details:-

Name _____ Age _____

Address _____

Telephone Work/Home (if convenient) _____

Years of experience 0-1 1-3 3-6 Over 6

Present salary £3,500-£4,500-£5,500-over
 4,500 5,500 6,500 £6,500

Qualifications None C & G HNC Degree

Present job _____

Return this coupon to John Prodger, Marconi Instruments Limited, FREEPOST, St. Albans, Herts, AL4 0BR. Tel: St Albans 59292

Marconi Instruments

A GEC MARCONI ELECTRONICS COMPANY

(9200)

Royal Observatory, Edinburgh Professional and Technology Officer

GRADE II

There is a vacancy in the Technology Unit of the Royal Observatory for an electronics engineer to work on the development of prototype astronomical instruments such as photometers, polarimeters, measuring machines and guidance and acquisition systems.

The Technology Unit provides technological support to the three national facilities for which the Observatory is responsible: the UK Infrared Telescope in Hawaii, the UK Schmidt Telescope in Australia and the COSMOS Measuring Machine in Edinburgh.

The successful candidate will work as a member of a small team engaged on the design, development, commissioning, documentation and support of the hardware and software for astronomical instruments. These instruments will typically involve control functions using microprocessors, detectors such as CCD arrays, TV cameras or photomultipliers, and a variety of mechanical and optical devices.

The successful candidate may be required to work abroad on short-term detached duties or on postings of up to three years. It will be a pre-requisite of working in Hawaii that a special high-altitude medical examination be taken and passed.

Applicants should have qualifications at degree level in an appropriate subject and several years' experience of design and development involving analogue, digital microprocessor and software techniques.

Starting salary would be in the range £7000-£81000 per annum. There is a non-contributory superannuation scheme.

Application forms from: The Personnel Officer, Royal Observatory, Blackford Hill, Edinburgh, EH9 3HJ. Telephone 031-667 3321.

Closing date for return of application forms:
August 1, 1980

(546)

Broadcast Engineer

TEST AND SERVICE

Seltech Equipment Limited is a leading supplier of broadcast equipment and its increasing share of the market requires a major expansion programme which has involved moving to large modern premises and the employment of additional engineering staff.

The position offered will involve testing and servicing a full range of broadcast products including switching, pulse generation, time code, clock and audio systems, utilising the latest technology.

The successful applicant will probably be qualified to HNC level but broadcast related experience is of prime importance.

The position is based in the company's new premises at Bourne End, Bucks. Limited travel will be required.

Salary and conditions will be in keeping with the position offered.

In the first instance apply to D. Craddock, General Manager.

SELTECH

(525)

SELTECH EQUIPMENT LTD
Rose Industrial Estate,
Cores End Road,
Bourne End, Bucks. SL8 5AT
Tel: Bourne End (06285) 29131

B.Sc. (Hons) in Physics and Physical Electronics

This course is designed to give a broad-based understanding of modern physics and the physical basis of electronics and computing. It is available in full-time (3 year) and sandwich (4 year) options.

Further details from: **The Secretary (Ref. WW5), Physics Department, Polytechnic of North London, Holloway Road, London, N7 8DB. (Tel: 01-607 2789, Ext. 2181).**

**The Polytechnic
of North London**

(527)

**ROYAL FREE HOSPITAL
HAMPSTEAD, NW3
DEPT. OF MEDICAL
PHYSICS**

MEDICAL PHYSICS TECHNICIANS

for well equipped Electronics Laboratory for maintenance of Radiotherapy machines, Physics equipment, CT scanners, and Ultrasound apparatus. Equipment includes Linear accelerator, two Cobalt units, 300 kV superficial machines. Also development work on computerised Cobalt treatment unit, film badge reader etc.

Post 1 — MPT 1V
Qualifications — ONC, HND or equivalent specialising in electronics.
Salary £4280-£5504 p.a. (1V).

Post 2 — 11 or 111 as above plus 3 yrs. experience. (£5003-£7316).

For details and application form—Personnel Dept. Tel: 01-794 0500, ext. 4286. Quote ref. 1487.

(526)

Unique opportunities for

Technician Engineers

Havant, Hants up to £7,300

We are currently looking for experienced personnel to fill key roles as Technician Engineers within our expanding laboratories and to undertake design, development, test and field trials on avionics and communications equipment from our wide range of electronic products.

The work will be extremely varied, involving the development, evaluation, debugging, design proving and field trials of advanced RF analogue and digital equipment using the most up-to-date techniques, including microprocessors.

Ideally, applicants will be qualified to C&G, HNC or equivalent level, have had several years' experience of radio communications or electronic equipment and be familiar with both analogue and digital circuitry. However, we can currently offer opportunities at all levels and we welcome applicants with alternative experience, who wish to broaden their knowledge.

Salaries offered will be highly attractive and there are excellent prospects for career progression, both within the technician engineer grades and the Company, with potential being recognised and rewarded accordingly.

Generous relocation expenses are available together with a comprehensive range of company benefits. Situated in a semi-rural environment near Portsmouth, Chichester and the South Downs we are also well placed for housing, educational and recreational amenities.

If you feel you can meet our requirements please write or phone for an application form to Tony Czapp, Technical Resourcing Officer, The Plessey Company Limited, Martin Road, West Leigh, Havant, Hampshire. Tel: (0705) 486391 ext. 433.



PLESSEY
electronic systems

(504)

SENIOR VIDEO ENGINEER (DEVT. & MAINT.)

£6,636-£7,722 plus 1980 award

To make an important contribution to the varied work of a small team of experienced engineers and technicians. This post is responsible for staff and workload in the Development and Maintenance sub-section which supports and improves a large network of colour video players, low gauge production systems, and broadcast quality E.N.G. and mobile facilities. Must be a professional working engineer with good abilities in V.T.R. maintenance and development up to broadcast standard. Opportunities for contributing to original research and development.

Application form and more details from: **Personnel Officer, Brighton Polytechnic, Moulsecomb, Brighton BN2 4GJ. Tel: Brighton (0273) 693655 Ext. 2536.**

(519)

TELECOMMUNICATIONS TECHNICIANS

c. £8000

Experienced Telecommunications Technician, with ONC or City and Guilds in Telecomms., for the maintenance of an international telecommunications network. Equipment includes electronic teleprinters, VDUs and facsimile equipment. Knowledge of Post Office line plant practice an advantage. NGA pay scale.

Apply in the first instance to:

Miss L. J. Walker, U.P.I.
8 Bouverie Street, LONDON, EC4Y 8BB

(516)

A RARE OPPORTUNITY IN ELECTRONICS

We are offering the opportunity for someone with a sound background in analogue electronics and some experience in digital techniques to join a very small company with a very good order book.

The right person will be capable of taking a wide technical responsibility in the first instance, but should also have the ambition to become fully involved with the company as a whole, to the extent of eventually managing it.

This is, in fact, one of those comparatively rare chances to get in on the ground floor of something. However, it will undoubtedly need a lot of talent, ambition and sheer hard work to build a success on the foundations that have already been laid.

If you are interested, please telephone or write to **Mrs. Jean Tottem, Personnel, Thor Research Instruments, Henley Road, Berinsfield, Oxford. Telephone Oxford 340601, in the first instance.**

(534)

PHILIP DRAKE ELECTRONICS LTD.

manufacture Audio equipment for the Broadcast industry and have vacancies for the following staff:


PROJECT ENGINEER

to work in the Project Department. The job includes Project discussion with customers, the detail design of systems, test supervision, and the compilation of system handbooks. Experience in the Broadcast Audio industry and a suitable qualification would be an advantage.

The company offers a 37½-hour week with 3½ weeks' holiday minimum. Salary negotiable dependent on experience. Apply by telephone or writing to:

Alan Brill
PHILIP DRAKE ELECTRONICS LTD.
23 Redan Place, London, W2 4SA
Tel: 01-221 1476

(533)



**Challenging positions
at home and
abroad**

RADIO TECHNICIANS COMMUNICATIONS ENGINEERS

Plessey EAE design, install and maintain communications systems for the oil industry, at home and abroad.

Due to rapid and continuing expansion in our activities, we constantly require Radio Technicians, with experience of HF, MF, VHF and UHF, and Engineers (preferably qualified to HNC level or above) in the fields of Microwave, Multiplex and Tropospheric Scatter.

In the North Sea, earnings are in the range £9,000 to £12,000 p.a. Overseas earnings could be up to £20,000 – plus tax concessions and generous home leave.

The work is demanding, but rewarding, offering you the chance to use your skills and your initiative to the full.

The company is based in Great Yarmouth, with offices in Aberdeen and Lerwick – but where relocation is necessary, we will give generous assistance with removal, legal and temporary accommodation expenses.

Please apply, with details of your career to date, to: Personnel Manager, Plessey EAE Limited, Dept WW, Offshore House, 284/285 Southtown Road, Gt. Yarmouth, Norfolk NR31 0JB Telephone 0493 58541

(530)



PLESSEY EAE

CHARING CROSS HOSPITAL (FULHAM)

ELECTRONIC TECHNICIAN ENGINEER

with, ideally, at least 2 years' experience in the maintenance of electronic equipment – not necessarily in a Hospital – and ONC qualified or equivalent, to join the electronics team.

The work involves maintenance, calibration, and Electrical safety testing of a large range of electronic equipment used throughout the Hospital with particular emphasis on Patient care and monitoring in the Intensive Care Units and the Operating Theatres. Design and development of special equipment, both digital and analogue and microprocessor-controlled is undertaken.

Inclusive salary scale: £4280-£5504 (MPT IV grade).

Lesser qualified applicants may be considered for entry on Junior Scales: £3119-£3920. Salary scales subject to review from 1st April, 1980.

For further information and an application form, please contact Miss J. Newbigin, Personnel Department, Brandenburgh House, 116 Fulham Palace Road, London W6. Telephone: 01-748 2040 Ext. 2992.

(501)

UNIVERSITY OF LONDON INSTITUTE OF EDUCATION

ELECTRONICS TECHNICIAN GRADE 5

The Department of Child Development and Education Psychology seeks a second technician to take charge of and develop a modern electronics workshop. Varied interesting work includes liaison with staff and students researching with children, and video work. Experience in maintaining psychological and/or physiological equipment together with ability to advise on and construct special purpose apparatus is necessary. Salary range £4257-£4974 (under review) plus £780 London Allowance.

Please telephone Mary Griffin on 636 1500 extension 254 or write to her at University of London Institute of Education, 20 Bedford Way, London WC1H 0AL for an application form.

(508)

BRIGHTON POLYTECHNIC LEARNING RESOURCES

VIDEO RECORDING & STUDIO ENGINEER

£6636-£7722

To be responsible for a newly established production centre equipped with state of the art facilities, including Plumbicon studio and telecine cameras, a wide range of video recorders and a video editing area based on Ampex one-inch broadcast VTRs. The two studios cover straight production, multi-track audio and advanced video post-production facilities. Active participation in related engineering developments is required. Operational experience of sound and colour video systems (preferably in a broadcasting or educational institution) and a degree or equivalent educational qualification are desirable.

ELECTRONIC ENGINEER

£5268-£6381

To work with a team of experienced engineers and technicians developing colour television and other audio visual facilities throughout the Polytechnic. The systems developments range from simple sound and T.V. production equipment to video recording and editing to near broadcast standards.

The Electronics Engineer will apply digital and analogue techniques to develop and install new equipment, up-grade existing facilities, and assist with its maintenance. Formal training to degree or equivalent standard will be expected but proven ability and experience in electronic design and construction (preferably including television) will be rated even more highly.

Further details and application forms from the Personnel Officer, Brighton Polytechnic, Moulsecoomb, Brighton BN2 4AT. Telephone: Brighton 693655, Ext. 2536.

(545)

BCL. The leading supplier of Reagents and Research Biochemicals to Hospitals and Universities is expanding.

If you live within easy access to London, have a good electro-mechanical analogue digital background and think you could do field service work, read on:

We require a

FIELD SERVICE ENGINEER

Male or Female to service our equipment in hospitals throughout London and the South East of England.

Good salary / car / expenses / pension scheme.

Interested?

For more information and application form contact:

Chris Williams, Service Manager
BCL LTD., Bell Lane, Lewes BN7 1LG, East Sussex
Tel: Lewes (07916) 77811

(554)

TESTERS, TEST TECHNICIANS, TEST ENGINEERS. Earn what you're really worth in London working for a World Leader in Radio & Telecommunications. Phone Len Porter on 01-874 7281, or write: REDIFON TELECOMMUNICATIONS Ltd., Broomhill Road, Wandsworth, London, SW18. (9856)

RF CALIBRATION / communication engineer; MoD timeserved, HNC, experience with DC to 40Ghz, radio amateur, 25 years old, seeks interesting and rewarding job incorporating world travel. Box No. 549. (549)

TOP JOBS IN ELECTRONICS

Posts in Computers, Medical, Comms, etc. ONC to Ph.D. Free service.

Phone or write: **BUREAUTECH, AGY, 46 SELVAGE LANE, LONDON, NW7. 01-906 0251.**

(8994)

ELECTRONICS TECHNICIAN Grade 6 required by Department of Physiology, UCL, to work in the Electronics Workshop. Duties would include the design, construction and maintenance of a wide range of sophisticated equipment used in teaching and research laboratories. Candidates should hold HNC or equivalent and have a good knowledge of electronics, including digital circuitry. Experience in a University or similar institution would be an advantage. Salary in range £5,664 - £6,612 inclusive of London Weighting. Application form from Personnel Officer (Technical Staff FF29), University College, London, Gower St, London WC1E 6BT. (447)

TESTERS, TEST TECHNICIANS, TEST ENGINEERS. Earn what you're really worth in London working for a World Leader in Radio & Telecommunications. Phone Len Porter on 01-874 7281, or write: **REDIFON TELECOMMUNICATIONS Ltd., Broomhill Road, Wandsworth, London, SW18.** (9856)

Electronic Engineers - What you want, where you want!

TJB Electrotechnical Personnel Services is a specialised appointments service for electrical and electronic engineers. We have clients throughout the UK who urgently need technical staff at all levels from Junior Technician to Senior Management. Vacancies exist in all branches of electronics and allied disciplines - right through from design to marketing - at salary levels from around £4000 to £8000 p.a.

If you wish to make the most of your qualifications and experience and move another rung or two up the ladder we will be pleased to help you.

All applications are treated in strict confidence and there is no danger of your present employer (or other companies you specify) being made aware of your application.

TJB ELECTROTECHNICAL PERSONNEL SERVICES,

12 Mount Ephraim,
Tunbridge Wells,
Kent. TN4 8AS.

Tel: 0892 39388



Please send me a TJB Appointments Registration form:

Name

Address

(9238)

**ALCAN LABORATORIES LIMITED
ATLANTIC REGION
RESEARCH CENTRE**



**INSTRUMENT
TECHNICIAN**

Alcan Laboratories Limited require an Instrument Technician at their Research Centre in Banbury, Oxfordshire. The work will be concerned mainly with the development of electronic measurement and control equipment which will be used in the Laboratory and in Alcan factories.

The Research Centre, which is one of Europe's leading metallurgical laboratories, carries out Research and Development work for associated Group companies in the U.K., Europe, Africa and South America; it is part of the Canadian-based Alcan Aluminium Limited Group, which is one of the world's major aluminium producers.

Candidates will be required to work largely on their own initiative; they should have an HNC in Electronic Engineering followed by several years' experience in the development of prototype electronic equipment.

The Company offers excellent working conditions, progressive salary scales, flexible working hours and a contributory pension scheme. Assistance with the cost of moving house will be given where appropriate.

Application forms can be obtained from: **Miss G. Rogers, ALCAN LABORATORIES LIMITED, Southam Road, Banbury, Oxon. OX16 7SP.** Tel. Banbury (0295) 2821.

(441)

**BRIGHTON POLYTECHNIC
LEARNING RESOURCES**

**VIDEO RECORDING &
STUDIO ENGINEER**

£6636-£7722

To be responsible for a newly established production centre equipped with state of the art facilities, including Plumbicon studio and telecine cameras, a wide range of video recorders and a video editing area based on Ampex one-inch broadcast VTRs. The two studios cover straight production, multi-track audio and advanced video post-production facilities. Active participation in related engineering developments is required. Operational experience of sound and colour video systems (preferably in a broadcasting or educational institution) and a degree or equivalent educational qualification are desirable.

ELECTRONIC ENGINEER

£5268-£6381

To work with a team of experienced engineers and technicians developing colour television and other audio visual facilities throughout the Polytechnic. The systems developments range from simple sound and T.V. production equipment to video recording and editing to near broadcast standards.

The Electronics Engineer will apply digital and analogue techniques to develop and install new equipment, up-grade existing facilities, and assist with its maintenance. Formal training to degree or equivalent standard will be expected but proven ability and experience in electronic design and construction (preferably including television) will be rated even more highly.

Further details and application forms from the **Personnel Officer, Brighton Polytechnic, Moulsecoomb, Brighton BN2 4AT.** Telephone: Brighton 693655 Ext. 2536. Closing date: June 27th.

(400)

**UNIVERSITY OF OXFORD
ELECTRONICS TECHNICIAN**
An electronics technician is required for work on mass spectrometers and other equipment in the Department of Geology and Mineralogy, under the technical direction of the Electronics Group in the Physics Department. Applicants should have wide experience in fault-finding and building of modern electronic equipment.
Appointment is for five years from 1 August 1980. Salary range £4884 to £5832, under review. Applications with full personal and professional details as soon as possible, to The Administrator, Department of Geology and Mineralogy, Parks Road, Oxford OX1 3PR. (373)

ELECTRONIC TECHNICIANS Grades 3 and 4 required to assist in the construction, modification and maintenance of electronic equipment for use in teaching and research carried out in the Psychology Dept. of UCL. The work is varied and interesting and covers a wide range of analogue and digital techniques. ONC, C. & G. or equivalent required. The Grade 3 technician could have an electrical/mechanical background. Salary in range: Grade 4 £4,728-£5,325; Grade 3 £4,374-£4,872 inclusive of London Weighting. Application form from Personnel Officer (Technical Staff CK4), University College London, Gower St, London WC1E 6BT. (370)

BROADCAST ENGINEERS / TECHNICIANS M/F. We have a number of vacancies for experienced personnel to maintain these National Broadcasting Stations. These are permanent positions, accommodation and conditions are first class, with excellent salaries (tax free) and regular U.K. leave. Apply SPS Executives. (Ref. 1740). Recruitment Consultants, Delme Court, West Street, Fareham, Hampshire, or better still telephone (0329) 235611/236857. (457)

BOOKS

FREE 1980 AMTRON CATALOGUE with new range of kits and equipment cabinets. Send S.A.E. Amtron UK Ltd., 7 Hughenden Road, Hastings, Sussex TN64 3TG. Tel. Hastings 436004.

SITUATIONS VACANT

With Plessey Semiconductors

Discover the difference between doing alright and doing really well

Design/Product/Test/QA Applications/Development

Are your talents fully utilised? Is your job really holding your interest? And are you properly rewarded?

Consider a job with Plessey Semiconductors at Swindon now. Currently we are manufacturing and developing products for telecommunications, radio communications, radar systems, television and power control.

To expand this activity, we seek electronic engineers with ONC through to BSc (Hons) qualifications for a variety of opportunities. We have openings for both junior and senior engineers. You don't need specialist IC experience, a good general electronics background or interest is sufficient.

We are as keen as you are to ensure that your ability is not only utilised to the full but properly rewarded.

We are the largest British semiconductor company by a wide margin. Disregard anything you may have been led to believe about IC manufacture being exclusively an American operation. We have invested heavily in our future. We are growing rapidly. Over 50% of production is exported. Our product and market spread offers very considerable scope for individual men and women.

Opportunities also exist for surface acoustic wave engineers, particularly those with previous experience.

Salary parameters are 5k and 10k.

Design Engineers analogue or digital experience for bipolar, MOS and surface acoustic wave technologies.

Product Engineers analogue or digital experience in design or test engineering, with an interest in production.

Test Development Engineers broad knowledge of electronics, with a real interest in test method concepts - hardware and/or software.

Applications Engineers experience in IC applications, radar IF's, use of ECL or high speed A-D conversion.

Development Engineers MOS IC design or digital design including CMOS and TTL logic design experience.

QA Engineers to work on approval of devices to BS9000 specifications.

Apply to Shirley Cave, Resourcing Officer, Plessey Semiconductors Limited, Cheney Manor, Swindon SN2 2QW. Swindon (0793) 36251.



CAPACITY AVAILABLE

SMALL BATCH productions wiring assembly to sample or drawings. Specialist in printed circuits assembly. Rock Electronics, 42 Bishopsfield, Harlow, Essex 0279 33018. (9094)

PCB ARTWORK DESIGN SERVICE with component notation masters and assembly drawings. PADS Electrical Ltd. 01-850 6516, 45 Southwood Road, New Eltham SE9. (7905)

BATCH PRODUCTION wiring and assembly to sample or drawings. McDeane Electricals, 19b Station Parade, Ealing Common, London. W5. Tel. 01-992 8976. (169)

ARTICLES FOR SALE

INVERTERS

High quality DC-AC. Also "no break" (2ms) static switch, 19" rack. Auto Charger.



COMPUTER POWER SYSTEMS
Interport Mains-Store Ltd.
POB 51, London W11 3BZ
Tel: 01-727 7042 or 0225 310916

(9101)

IBM SELECTRIC 735 TYPEWRITER suitable for microprocessor 1/0 terminal, with manual and plug, £240 ono. — Tel. Painswick (0452) 813699. (353)

FREQUENCY COUNTER 50 Mhz, 6 digits, start/start facility RCS Type 401 TM. Absolutely brand new, surplus to requirements, £135. — Tel. 01-898 0678 after 7 p.m. (354)

LAB CLEARANCE: Signal Generators; Bridges; Waveform, transistor analysers; calibrators; standards; millivoltmeters; dynamometers; KW meters; oscilloscopes; recorders; Thermal, sweep, low distortion true RMS, audio FR, deviation. Tel. 040-378236. (8250)

CAPACITY AVAILABLE

I.H.S. SYSTEMS

Due to expansion of our manufacturing facilities we are able to undertake assembly and testing of circuit boards or complete units in addition to contract development.

We can produce, test and calibrate to a high standard digital analogue and RF equipment in batches of tens to thousands.

Telephone to arrange for one of our engineers to call and discuss your requirements, or send full details for a prompt quotation.

TEL. 01-253 4562

or reply to Box No. WW 8237 (8237)

PCBs Production runs or prototypes

Assembly to sample or drawings

- ★ Design Service if required
- ★ Quick response to demand
- ★ Expert hand soldering
- ★ Nothing too large or too small

Telephone or write:

SEAHORSE ELECTRONICS LTD.

Unit 2, Picow Farm Road
Service Industry Estate
Runcorn, Cheshire

Tel. Runcorn (09285) 75950



(9550)

PROTOTYPE SERVICE capacity available to produce your prototypes or small batch quantities from samples or drawings, also PCB artwork design and manufacture. — Lintek Electronics, 14 Adam Close, Coxheath, Kent. Tel. 0622 679584. (282)

PRINTED CIRCUIT BOARDS. Quick deliveries, competitive prices. Quotation on request, roller tinning, drilling, etc. Speciality small batches. Larger quantities available. Boardraven Ltd, Lancaster Road, Carnaby Industrial Estate, Bridlington, North Humberside, YO15 3QY. For the attention of Mr J. Harrison. Tel: (0262) 78788.

ELECTRONIC DESIGN SERVICE. Immediate capacity available for circuit design and development work. PC artwork, etc. Small batch and prototype production welcome. — E.P.D.S. Ltd., 93b King Street, MAIDSTONE, Kent. 0622-677916.

SITUATIONS VACANT

KING'S COLLEGE HOSPITAL

**MEDICAL PHYSICS
TECHNICIAN III**

required for Electronic Equipment Servicing at this busy London teaching hospital. The successful candidate will be responsible primarily for the maintenance and repair of nuclear medicine imaging and counting equipment. Experience of similar work with electronic equipment essential though training on particular instruments will be given. Minimum qualifications: an appropriate HNC or equivalent plus three years' relevant experience.

Salary: £5003-£6350 Inclusive.

For job description and application form please contact Sector Administration, King's College Hospital, Denmark Hill, London SE5 9RS. Tel: 01-274 6222 ext. 2408. Please quote reference no. SA/190.

Closing date: 30th July, 1980.

(528)

ESSEX COUNTY COUNCIL, Chelmer Institute of Higher Education. SENIOR TECHNICIAN A (with degree allowance) is required immediately to assist with telecommunications research work. Salary: T3/4 £4,581-£5,784 per annum. The person appointed would ideally have at least an ONC, but an HNC or equivalent experience in Electronics would be an advantage. Interpretation and construction of prototype units using current technology will be a major part of the work. This post offers a real opportunity for career development in the research activities of today's electronic technology and should suit applicants with ambition. Application forms and further details available from the Institute Secretary, Chelmer Institute of Higher Education, Victoria Road South, Chelmsford CM1 1LL, to whom application forms should be returned within 14 days of the date of this advertisement. (Telephone Chelmsford 354491). (548)

Do you have four 'O' levels and an interest in radio/electronics? then join the world of BP as a radio cadet.

BP Tanker Company operates a Cadetship scheme leading to the award of the Marine Radio Communications General Certificate, the DOT Radar Maintenance Certificate and a TEC (Scotec) Higher Certificate. A few vacancies exist in our September 1980 intake. Entry requirements are limited to UK

residents between the age of 16 and 19, who are physically fit and have or expect to obtain at least four GCE 'O' Level (or equivalent) passes, including Maths and Physics at grade A or B, also an English base subject and one other academic subject at minimum grade C. Please fill in and post the coupon below for further details:

I am interested in joining BP as a Radio Cadet and training to become a Radio Officer.
 I have, or expect to get, the 'O' level passes referred to in your advertisement:
 I also have good health (PLEASE TICK SQUARES)

Name _____

Age _____

Address _____

(BLOCK LETTERS PLEASE)

Post to: Recruitment Branch, (Ref: WW/90/A)
 BP Tanker Company Ltd., Britannic House, Moor Lane, London EC2Y 9BR.



(560)

ARTICLES FOR SALE

POLYSKOP SWOB 11 £450. R & S Power Signal Generator 1-30 MHz £150. Power Signal Generator 300 MHz - 1GHz £150. Power Signal Generator 30MHz - 303 MHz £150. UHF Test receiver £85. 585A DC to 80 MHz Sweep Delay Oscilloscope with 1L10 Spectrum Analyzer Unit 1-36 MHz £980. 585 DC to 80 MHz Sweep Delay Oscilloscope with 1L20 Spectrum Analyzer Unit 10 MHz - 4.2 GHz £1,450. 647A DC to 100 MHz Oscilloscope £690. FM Signal Generator TF1066B £385. Dynamco Oscilloscope Type 7100 30 MHz Double Beam with Delay Line £275. Type 1607A Transfer-Function and immittance bridge £299. CDU 150 Oscilloscope 35 MHz, double beam. Portable only £195. All goods subject to VAT P&P extra. Tel. 01-404 5011 or 01-543 2515. (539)

CLEARANCE SALE: Components hardware and studio equipment, 9th August, 10 am to 3 pm. Sound Developments, 7 Chalcat Rd, London NW1. Tel. 01-586 1271. (512)

MICROWAVE EQUIPMENT, wave guides, attenuators, all used but in good condition. Barretts, 1 Mayo Road, Croydon, CR0 2QP. 01-684 9917. (397)

FOR SALE. Electronic Megus 500 or 1000 volts, Pocket size, a bargain for all Electricians, only £28.50 plus batteries and P&P £1.50. P. Bowers, 16 Melbourne Road, Warrington, Surrey. (542)

ELECTRONIC IGNITION TESTER, unboxed, otherwise complete, £295 plus P&P. Storrington 4830 after 6.30 p.m. (529)

GRAFCOLOR SPECTRUM ANALYSER, C/w system desk, colour T.V. camera and digitiser. First reasonable offer secures. Warrilow, Luton 4137012. (506)

ISOLATION Transformers: 240/240v Double wound 6 amp, Ideal T.V. W/shop etc, will take much more, only £45 each. Autos, 240/110v 1 Kw. £24.50. Malden Transformers, 134 London Road, Kingston-on-Thames. 01-546 7534. LISTS. (509)

ACORN/6502 PROGRAMS: £1 for 20. SAE for details. J. Adamson, The Rectory, Reedham, NR13 3TZ. (520)

TRANSFORMERS Tapped Autos 220, 380v 415v 440v at 5KVA £44.50. 230/110v 1KVA auto £23.50, 230v 12v lamp 24v lamp £5. Lists. Malden Transformers Supplies, 134 London Road, Kingston-on-Thames, Surrey. 01-546 7534. (540)

TV AND RADIO Aerials supplied, fitted and repairs etc., also amateur aerials and communications aerials fitted. Notts, Derby area. Leebrook's (0773) 6063 01. (541)

BZ Y95 C13 Mullard Zeners, new. in original packaging, 600 available offers to T. Scott, 37 Regents Street, Rowhedge, Essex. (543)

THE SCIENTIFIC WIRE COMPANY

P.o. Box 30, London, E.4

ENAMELLED COPPER WIRE

SWG	1lb.	8oz.	4oz.	2oz.
8 to 29	2.76	1.50	.80	.60
30 to 34	3.20	1.80	.90	.70
35 to 40	3.40	2.00	1.10	.80
41 to 43	4.75	2.60	2.00	1.42
47	8.37	5.32	3.19	2.50
48 to 49	15.96	9.58	6.38	3.69

SILVER PLATED COPPER WIRE

14 to 30	6.50	3.75	2.20	1.40
----------	------	------	------	------

TINNED COPPER WIRE

14 to 30	3.38	2.36	1.34	.90
----------	------	------	------	-----

Prices include P&P. VAT and Wire Data SAE for list. Dealer enquiries welcome. Reg Office: 22 Coningsby Gardens. (9063)

THE VINTAGE WIRELESS COMPANY 1920 to 1950

Receivers, valves, components, service data, historical research, books, magazines, repairs and restorations. A complete service for the collector and enthusiast of vintage radio.

S.a.e. with enquiry and for monthly news sheet
 1980 catalogue £1
 Closed Monday (Anaphone)
THE VINTAGE WIRELESS COMPANY
 64 Broad Street, Staple Hill, Bristol BS16 5NL
 Tel: Bristol 565472 (177)

A POWERFUL WORD PROCESSOR reduction word processor; IBM Golf Ball typewriter linked to twin magnetic tape cassette (or twin magnetic card) memory module. Full edit/search/formatting capabilities. £595 plus VAT. Autotype, Abingdon (0235) 831245. (376)

INVERTERS

High quality DC-AC. Also "no break" (2ms) static switch, 19" rack. Auto Charger.



COMPUTER POWER SYSTEMS

Interport Mains-Store Ltd.
 POB 51, London W11 3BZ
 Tel: 01-727 7042 or 0225 310916

(9101)

THINKING OF RENTING A TELEPHONE ANSWERING MACHINE? THEN STOP!

Did you know that for the equivalent of just one year's rental you could actually buy one outright?

For details write to:

Javal Supplies Ltd. (Dept. 2C),
 120 Alexandra Road, Burton-on-Trent, Staffs DE16 0JB or telephone (0283) 47427 any time. (337)

LAB CLEARANCE: Signal Generators; Bridges; Waveform, transistor analysers; calibrators; standards; millivoltmeters; dynamometers; KW meters; oscilloscopes; recorders; Thermal, sweep, low distortion true RMS, audio FR, deviation. Tel. 040-376236. (8250)

ARTICLES FOR SALE

TO MANUFACTURERS, WHOLESALE & BULK BUYERS ONLY

Large quantities of Radio, T.V. and Electronic Components.
RESISTORS CARBON & C/F 1/8, 1/4, 1/2, 1. Watt from 1 ohm to 10 meg.
RESISTORS WIREWOUND. 1 1/2, 2, 3, 5, 10, 14, 25 Watt.
CAPACITORS. Silver mica, Polystyrene, Polyester, Disc Ceramics, Metalamite, C280, etc.
Convergence Pots, Slider Pots, Electrolytic condensers, Can Types, Axial, Radial, etc.
Transformers, chokes, hopts, tuners, speakers, cables, screened wires, connecting wires, screws, nuts, transistors, ICs, Diodes, etc., etc.
All at Knockout prices. Come and pay us a visit. Telephone 445 2713, 445 0749.

BROADFIELDS & MAYCO DISPOSALS

21 Lodge Lane, N. Finchley, London, N.12. 5 mins. from Tally Ho Corner (9461)

TIME?

MSF CLOCK is ALWAYS CORRECT — never gains or loses, self-setting at switch-on. 8 digits show Date, Hours, Minutes and Seconds, auto GMT/BST and leap year, also parallel BCD output for computer, etc., receives Rugby time signals. 1000K range, built-in antenna, get ABSOLUTE TIME, £54.80.

V.L.F. 7.10-150 KHz Receiver, £13.70. Each fun-to-build kit includes all parts, printed circuit, case, postage, etc., money back assurance, so SEND OFF NOW.

CAMBRIDGE KITS

45 (WH) Old School Lane
Milton, Cambridge (556)

WIRELESS WORLD Aug. 1950 to Dec. 1974. — Telephone Bracknell (0344) 51276 (evening and w/e). (552)

SULLIVAN INDUCTANCE BRIDGE 0.1µ to 100H, 10mΩ to 10KΩ, requires an oscillator and detector for operation, £100. Airtec Wave Analyser 30KHZ to 30MHz, £50. A. J. Nailer, 12 Weatherbury Way, Dorchester, Dorset. (551)

TEST EQUIPMENT, new. Audio and R.F. Signal Generators. Grip dip and S.W.R. meters. Function gen. Regulated P.S.U. THD analyser. M.V.M.T. & C. Details from Teleradio, 325 Fore Street, London, N9 0PE. (555)

ENVIRONMENTAL OVEN Montford Mark II -70 to +200°C, hardly used. £450. — Tectronics Oscilloscopes plus other test gear. Gerrards Cross 83641. (510)

STC 4001 TWEETERS bargain clearance offer, 2 for £6, 4 for £10, £1.50 p&p. — Seasim Ltd., The Paddocks, Frith Lane, London N.W.7. (319)

CLEARANCE PARCELS: Transistors, resistors, boards, hardware, 10lbs only £5.80; 1.000 Resistors £4.25, 500 Capacitors £3.75, BC 108, BC 171, BC 204, BC 230, 2N 5061, CV7497 Transistors, 10-70p, 100-£5.80, 2N 3055 10 for £3.50. S.a.e. lists: W.V.E. (3), 15 High Street, Lydney, Glos. (444)

ALFAC ELECTRONIC TRANSFERS. Stockists of full range x1 and x2 size (etch-resist) transfers for P.C.B. layouts. Return service. Send 17p stamp for catalogue, sample etc. PKG Electronics, Oak Lodge, Tansley, Derbyshire. (367)

TEST EQUIPMENT. Audio & R.F. Signal Generators Grip Dip and S.W.R. Meters. Transistor Testers. Reg. P.S.U. Send s.a.e., stating requirements, to TELERADIO, 325 Fore Street, London N9 0PE. (292)

ENCAPSULATING, coils, transformers, components, degassing, silicone rubber, resin, epoxy. Lost wax casting for brass, bronze, silver, etc. Impregnating coils, transformers, components. Vacuum equipment low cost, used and new. Also for CRT regunning metalising. Research & Development, Barratts, Mayo Road, Croydon, CR0 2QP. 01-684 9917. (9678)

ELECTRONIC TESTING & FAULT DIAGNOSIS

by G. C. Loveday Price: £5.50
DIGITAL TECHNIQUES & SYSTEMS by D. C. Green. Price: £5.50

ELECTRONICS FAULT DIAGNOSIS by I. R. Sinclair. Price: £3.50

ELECTRONIC DESIGNER'S H/B by K. Hemingway. Price: £13.50

HANDBOOK OF ELECTRONICS CALCULATIONS FOR ENGINEERS & TECHNICIANS by M. Kaufman. Price: £14.70

H/B OF MICROCIRCUIT DESIGN & APPLICATION by D. F. Stout. Price: £19.20

UNDERSTANDING MICROPROCESSORS by Texas Inst. Price: £4.00

INTRODUCTION TO MICROCOMPUTER PROGRAMMING by P. C. Sanderson. Price: £4.50

THE COMPLETE MICROCOMPUTER SYSTEMS H/B by E. L. Safford. Price: £8.25

TOWERS' INTERNATIONAL TRANSISTOR SELECTOR by T. D. Towers. 1980. Price: £10.50

"ALL PRICES INCLUDE POSTAGE"

THE MODERN BOOK CO.

Specialist in Scientific & Technical Books

19-21 PRAED STREET
LONDON W2 1NP

Phone 402-9176

Closed Sat. 1 p.m. (8974)

GWM RADIO LTD., 40/42 Portland Road, Worthing, Sussex. Tel: 0903 34897 for surplus supplies. AVO 8 £43, Model 7 MK II £32 inclusive P x P receivers. Eddystone 730's Atlanta Marine, B40 ex-Govt. 40ft pneumatic masts by Seam Clark. Type 76 telephones. S.a.e. for details. AVO movements. All types of radio telephones, large or small quantities bought and sold, many one off items in stock. No lists, we are worth a visit, wholesale and retail. (9152)

TELEQUIPMENT 075 Scope £450. Keithley 168 DMM £90. FRG7000 £290. MK2000 TU £60 or offers. — Annakin 0943 463083. (559)

BOOKS

FREE 1980 AMTRON CATALOGUE with new range of kits and equipment cabinets. Send S.A.E. Amtron UK Ltd., 7 Hughenden Road, Hastings, Sussex TN24 3TG. Tel. Hastings 436004.

TELETEXT, TV SPARES & TEST EQUIPMENT. TELETEXT. Latest MK2 external unit kit incl. Mullard Decoder 6101VML and infra-red remote control £258, p/p £2.50 (further details on request). Also MK1 external unit kit incl. Texas XM11 decoder, special offer price £188, p/p £2.50. Both kits incl. UHF modulator, and plug into TV set aerial socket. **SPECIAL OFFER TEXAS XM11 Decoder,** new and tested, limited quantity at 1/3 price, £65, p/p £1.40. Stab. power supply (5v) for Teletext decoders, £5.80, p/p £1. Thorn design XM11 interface unit, £1.80, p/p 80p. **NEW SAW FILTER IF AMP PLUS TUNER** (complete & tested for sound & vision), £28.50, p/p £1. **COLOUR BAR & CROSS HATCH GENERATOR KIT (MK4) PAL, UHF aerial input type,** 8 vertical colour bars, R-Y, B-Y, grey scale, etc. P/B controls £35. Batt holders £1.50 or stab. mains power supply kit £4.80. De-luxe case £5.20 or alum. case £2.90, p/p £1.40. Built & tested in De-luxe case (battery) £58, p/p £1.50. **CROSS HATCH KIT UHF aerial input type** also gives peak white & black levels, batt. op. £11, p/p 45p. Add-on GREY SCALE KIT £2.90, p/p 35p. De-luxe case £5.20. **UHF SIGNAL STRENGTH METER KIT** £17.50. Alum. case £1.80. De-luxe case £5.20, p/p £1.40. **CRT TEST & REACTIVATOR KIT** for colour & mono £22.80, p/p £1.70. **THORN 9000 Touch Tune Remote control receiver unit plus transmitter handset** £16, p/p £1.40. **THORN 9000 Fascia incl. channel select. indicator, set controls, speaker,** £5.80, p/p £1.60. **TV SOUND IF TRANSD.** Tested, £6.80, p/p 85p. **BUSH SURPLUS IF PANELS.** A816 £1.80, TV312 (single I.C.) £5, Z718/BC6100 £5, A823 (Exp) £2.80, p/p 85p. **BUSH Z718/BC6100 Line Time Base Panel Z904, incl. LOPT, EHT stick, Focus, etc.,** 18in or 22in, £15, p/p £1.60. **BUSH 161 series TB panel** A634 £3.80, p/p £1.20. **DECCA colour TV Thyristor Power supply** £3.80, p/p £1.40. **GEC 2010 series TB panel** £1, p/p 90p. **GEC 2040 CDA panel** £4.50, p/p £1.20. **PHILIPS G6 S/S conv. panel** £2.50, p/p £1.20. **G8 Decoder panels for spares** £1.80, p/p £1.20. **G9 Signal panels for small spares** £3.80, p/p £1.20. **THORN 3500 Line TB panel** £5, p/p £1. **3000 ex-rental panels IF, VIDEO, DECODER.** £5, p/p £1.20. **8000/8500 TB salvs/spares** £4.80, p/p £1. **9000 Line TB (incl. LOPT) salvs/spares** £7.50, p/p £1.60. **COLOUR SCAN COILS** (Mullard or Plessey) £6, p/p £1.80. **Yoke** £2.50, p/p £1. **Blue Lat 75p, p/p 35p. Mono Scan Coils** (Thorn, Philips, Pye) £2.80, p/p £1. **VARICAP UHF TUNERS.** Mullard U221 £7.80. ELC1043/05 £5.50. G.I. £3.50. Salvy. (asstd) £1.50, p/p 45p. **Varicap UHF/VHF ELC2000S** £8.50. **Bush (dual)** £7.50, p/p 70p. **TOUCH TUNE CONTROL units,** Bush (6 pos.) £4.50, p/p 80p. **VARICAP CONTROL UNITS** 3 pos. £1.20, 4 pos. £1.50, 5 pos. £1.80, 6 pos. £1.80, 6 pos. special offer £1, p/p 45p. **UHF transd. Tuners (rotary) incl. s/m drive** £2.50, 4 pos. P/B £2.50, 6 pos. P/B £4.20, p/p £1.20. (Special types available, details on request). **DL50 Delay Line** £2.50, p/p 50p. **Large selection of LOPTS, Triplers, Mains Droppers, and other spares for popular makes of colour & mono receivers. PLEASE ADD 15% VAT TO ALL PRICES. — MANOR SUPPLIES, 172 WEST END LANE, WEST HAMPSTEAD, LONDON, N.W.6. SHOP PREMISES, Tel. 01-794 8751. Easily accessible W. Hampstead Jubilee Tube & Brit. Rail N. London (Richmond-Broad St.) and St. Pancras-Bedford. Buses 28, 159, 2, 13. Callers welcome. Thousands of additional items not normally advertised available at shop premises. Open daily all week incl. Saturday (Thursday half day). **MAIL ORDER: 64 GOLDERS MANOR DRIVE, LONDON NW11 9HT. PLEASE ADD 15% VAT to all prices.** (60)**

FOR SALE: Various radio and teleprinter equipment at Reading and various teleprinter equipment at Crewe. Offers invited. Tenders obtainable from British Rail, Director of Supply, Railway Technical Centre, London Road, Derby. Reference 53/230/232T/207. (553)

EXCLUSIVE OFFER

RACK MOUNTING CABINETS HIGHEST QUALITY 19"

Ref	Ht"	width"	Depth"	Price
PE	10	21	13	£10.00
LL10	54	21	18	£20.00
TT	64	25	26	£45.00
SL	71	25	26	£50.00
ST	85	22	24	£70.00

Rack cabinets for RA-17/117
Uniforme, single £30.00
Uniforme, double £40.00
Uniforme, triple £50.00
Over 60 types available from 12" to 90" high.
Also twins, triples and consoles. Above are only a few types. Please send for full list.

AUDIO AND INSTRUMENTATION TAPE RECORDER-REPRODUCERS

- * Ferrograph YO 2 track 1/4" / EMI RE-301
- * Ampex FR1300 7 track 1/4" UHFER 4000 1/4"
- * Consolidated 2800 7 track 1/4"
- * Plessey ID33 Digital Units, 7 track 1/4"
- * Plessey M5500 Digital Unit, 7 tracks 1/4"
- * Ampex FR-1100, 6 speeds, stereo 1/4"
- * Ampex FR600, 4 speeds, 7 track 1/4"
- * D.I. RC-1, 4 speeds, 7 tracks 1/4"
- * Minicom CMP-100, 6 speeds, 7 tracks 1/4", 1"
- * 3M H. 4 speeds 14 track 1"

Prices of above £70 to £500
Also Transport Decks only available

We have a large quantity of "bits and pieces" we cannot list — please send us your requirements. We can probably help — all enquiries answered.

All our aerial equipment is professional MOD quality

- * Bradley CT 471B VT Multi Meters £70.00
- * Westrex Multi Calculator H. F. Lens Horns £50.00
- * General Electric 200/600 KHz 500 watt Transmitters £455.00
- * VHF 225/400 MCS Mobile Transceivers 6v DC £60.00
- * Racal MA-79G Drive Units £140.00
- * Plessey PR-1550 Filter Modulators £125.00
- * Marconi HR-23 ISB Receivers £320.00
- * K. B. Discomatic Domestic Juke Boxes £85.00
- * SCR-625 Mine Detectors in chests £40.00
- * Marconi TF/86B Universal Bridges £110.00
- * Hewlett Packard 400H V1VM Meters £95.00
- * Hewlett Packard 211A Sq. Wave Gen £80.00
- * Astrodara & Ikor Meteorological Equipment £60.00
- * Ion Pump E.M.T. Power Supplies £60.00
- * Haynes D.W. 500W Cased Transformers 240/115V £18.00
- * Racal RA66 Panoramic Adaptors £130.00
- * Racal MA 1350A Synthesiser £125.00
- * G. B. Kaye Flutter Meter Model 17400 £90.00
- * Tequipment C.I. Oscilloscope Calibrators £90.00
- * Tektronix 551 Scopes £160.00
- * Tektronix 555 Scopes £180.00
- * Teleonic VR2M Sweeps £150.00
- * Hell Schriber RC-28 £98.00
- * General Model 26D Data Sets £90.00
- * Aerial Multiplexers from £25.00
- * Marconi TF 1168 Disc Oscillators £90.00
- * Hughes Memoscopes £120.00
- * Nams Clarke 1306 VHF Receivers £280.00
- * Telefunken Surveillance Receiver £98.00
- * Helix Aerials 1 1/2", 2" and Reflectors £28.00
- * Tektronix 543A Oscilloscopes £90.00
- * Tektronix 545A Oscilloscopes £100.00
- * Tektronix 561A Oscilloscopes £140.00
- * Marconi TF 2200A Oscilloscopes £190.00
- * Solatron 1016 Oscilloscopes £90.00
- * Simon Mobile 80 foot Tower Hydraulic 80ft extended, 12" dia, closed. Mounted on 4 wheel drive Bedford Truck, self levelling, raised and lowered in 10 minutes. Used for servicing dish aerials. P.U.R.
- * Racal RA-17 P Receivers (new) £950.00
- * Collins KW7 B Transmitter Receivers SSB P.U.R.
- * Roband RO 500 Oscilloscopes £140.00
- * B & K 2407 Electronic Voltmeters £110.00
- * Winston '5' Band Spectrum Analysers P.U.R.
- * Airmec 352 Sweep Generators D £130.00
- * Advance Transistor Testers TT-15 £45.00
- * Marconi TF 329 Magnification Meters £140.00
- * Marconi TF 1066B FM Signal Generators £250.00
- * Marconi TF 801/D 1 AM Signal Generators £190.00
- * Ferranti 7.5kV Auto Voltage Regulators £150.00
- * Manson FM-101 Multipliers £190.00
- * Servomex 22w Auto regulators £130.00
- * 125ft Lattice masts, 2 1/2" sides P.U.R.
- * 30ft Lattice Masts, 1 1/2" sides £115.00
- * 10ft Light Lattice Sections, 6" sides £18.00
- * EMI 1/2" Audio Tape 3600ft 10 1/2" nab. New £4.80
- * D. R. I. Model RC-1 Professional Tape Recorder-Reprouducers, 4 tracks 1/4" 4 speeds, 1 1/2", 3 1/2", 7 1/2" & 15", 4 amplifiers Monitor Scope. All rack mounting & Transistorised £250.00
- * SE4/2B C.R.T.s £18.00
- * Racal 3 & 6 KC/S.S.B. filters £14.00
- * AVO CT 471A Electronic Multimeters £75.00
- * EMI R301 Tape Recorders £50.00
- * Stonorlette L Tape Recorders £29.00
- * Uniselectors 10 Bank 25 way £3.50
- * 40ft Sectional Aluminium Masts, complete £55.00
- * Multi-purpose Trolleys with Jacks 19 x 17 £16.00
- * Advance 3KV CV Transformers £150.00
- * Metal V.D.U. Tables 30" x 36" x 30" £24.00

MANUALS

We have a quantity of Technical Manuals and Periodicals of Electronic Equipment, not photostats, 1940 to 1960. British and American. No lists. Enquiries invited.

- * Data Efficiency Respoolers 240v £28.00
- * Belling Lee 100 AMP Interference Filters £76.00
- * Oscilloscope Trolleys from £18.00
- * Racal MA1978 pre-Selectors £65.00
- * Rack Mounting Operator Tables £10.00
- * 75ft. Aluminium Lattice Masts, 20" sides £45.00
- * EMI R301 Tape Recorders (new) £45.00
- * Tally 5/8 Track Tape Readers Track Spooling £65.00
- * Racal RA-63 SSB Adaptors, new £70.00
- * Racal RA 298 I.S.B. Transistorised Adaptors (new) £120.00

We have a varied assortment of industrial and professional Cathode Ray Tubes available. List on request.

PLEASE ADD CARRIAGE AND V.A.T.

P. HARRIS
ORGANFORD, DORSET
BH16 6BR
(0202) 765051

SERVICES

CIRCOLEC

THE COMPLETE ELECTRONIC MANUFACTURING SERVICE

Let us realise all or any part of your project from prototypes to production, from artwork design and component sourcing, through assembly and test to final quality assurance, packing and delivery.

We also provide a test, repair and modification service to suit your individual requirement.

For competitive prices and fast turnaround contact:

CIRCOLEC, 1 Franciscan Road, Tooting, S.W.17
Telephone: 01-767 1233

(544)

MICROPROCESSOR-PROGRAMMING

English, French and German-speaking Swiss-team offers capacity for F8-programming [3870-3872-3874 and multi-chip version]. Charge sFr. 40 — per instruction. Delivery time: for 2K = 16 weeks after specs.

Box No. WW522 (522)

PRINTED CIRCUIT MANUFACTURE. Very fast, reliable service. Lowest prices. Prototypes welcome. Inhouse photography. Phone 06474-573 for instant quote or write to AKTRONICS Ltd., 42/44 Ford Street, Moretonhampstead, Devon. (9857)

REPETITION SHEET METALWORK on Wiedemann turret press. Long/short runs. Highly competitive. Quick deliveries commission for introductions. — EES Ltd., Clifford Rd., Monks Rd., Exeter. 36489. (8060)

DESIGN SERVICE. Electronic Design Development and Production Service available in Digital and Analogue Instruments, RF Transmitters and Receivers for control of any function at any range. Telemetry, Video Transmitters and Monitors, Motorised Pan and Tilt Heads etc. Suppliers to the Industry for 16 years. Phone or write Mr. Falkner, R.C.S. Electronics, 6 Wolsey Road, Ashford, Middlesex. Phone Ashford 53661. (8341)

SMALL BATCH PCB's produced from your artwork. Also **DIALS, PANELS, LABELS.** Camera work undertaken. **FAST TURNAROUND.** Details: Winston Promotions, 9 Hatton Place, London EC1N 8RV. Tel. 01-405 4127/0960. (9794)

ARTICLES WANTED

WANTED

Test equipment, receivers, valves, transmitters, components, cable and electronic scrap, any quantity. Prompt service and cash. Member of A.R.R.A.

M & B RADIO
86 Bishopsgate Street
Leeds LS1 4BB
0532-35649

STORAGE SPACE is expensive, why store redundant and obsolete equipment? For fast and efficient clearance of all test gear, power supplies, PC boards, components, etc., regardless of condition or quantities. Call 01-771 9413. (8209)

SPOT CASH

paid for all forms of electronics equipment and components.

F.R.G. General Supplies
550 Kingston Road
London SW20 8DR

Tel: 01-404 5011
Telex: 24224. Quote Ref. 3165 (8742)

WANTED, SEMICONDUCTORS and clean new surplus components. Hewitts, 52 Barkby Road, Syston, Leicester. (294)

CAPACITY AVAILABLE

I.H.S. SYSTEMS

Due to expansion of our manufacturing facilities we are able to undertake assembly and testing of circuit boards or complete units in addition to contract development.

(We can produce, test and calibrate to a high standard digital analogue and RF equipment in batches of tens to thousands.

Telephone to arrange for one of our engineers to call and discuss your requirements, or send full details for a prompt quotation.

TEL. 01-253 4562

or reply to Box No. WW 8237 (8237)

SMALL BATCH productions wiring assembly to sample or drawings. Specialist in printed circuits assembly. Rock Electronics, 42 Bishop'sfield, Harlow, Essex 0279 33018. (9094)

BATCH PRODUCTION wiring and assembly to sample or drawings. McDeane Electricals, 19b Station Parade, Ealing Common, London, W5. Tel. 01-982 8976. (169)

ELECTRONIC DESIGN SERVICE. Immediate capacity available for circuit design and development work, PC artwork, etc. Small batch and prototype production welcome. — E.P.D.S. Ltd., 93b King Street, MAIDSTONE, Kent. 0622-677916. (9667)

PCB ARTWORK DESIGN SERVICE with component notation masters and assembly drawings. PADS Electrical Ltd, 01-850 6516, 45 Southwood Road, New Eltham SE9. (7905)

PRINTED CIRCUIT BOARDS. Quick deliveries, competitive prices. Quotation on request, roller tinning, drilling, etc. Speciality small batches. Larger quantities available. Boardraven Ltd, Lancaster Road, Carnaby Industrial Estate, Bridlington, North Humberside, YO15 3QY. For the attention of Mr J. Harrison. Tel: (0262) 78788. (443)

ARTICLES WANTED

URGENTLY REQUIRED ALL TYPES OF ELECTRONIC EQUIPMENT

Components, Computers, Peripherals, Printers, Teletypes, Test Equipment, I.C.s, P.C.B.s, Valves, etc. etc. etc.

Wherever your location, U.K. or Overseas, for best offer and immediate cash settlement telephone **London 01-689 7702 or 01-689 6800.**

EQUIPMENT WANTED

TO ALL MANUFACTURERS AND WHOLESALERS IN THE ELECTRONIC RADIO AND TV FIELD

BROADFIELDS & MAYCO DISPOSALS

will pay you top prices for any large stocks of surplus or redundant components which you may wish to clear. We will call anywhere in the United Kingdom.

21 LODGE LANE
NORTH FINCHLEY, LONDON N12 8JG
Telephone Nos. 01-445 0749/445 2713
After office hours 958 7624 (9123)

PCB ASSEMBLY CAPACITY AVAILABLE

Low or high volume, single or double sided, we specialise in flow line assembly.

Using the Zevatron flow soldering system and on line cutting, we are able to deliver high quality assemblies on time, and competitively priced.

Find out how we can help you with your production. Phone or write. We will be pleased to call on you and discuss your requirements.

TW ELECTRONICS LTD.

120 NEWMARKET ROAD
BURY ST. EDMUNDS, SUFFOLK
TEL: 0284 3931

Sub-contract assemblers and wirers to the Electronics Industry (9068)

PCBs Production runs or prototypes

Assembly to sample or drawings
★ Design Service if required
★ Quick response to demand
★ Expert hand soldering
★ Nothing too large or too small

Telephone or write:

SEAHORSE ELECTRONICS LTD.

Unit 2, Picow Farm Road
Service Industry Estate
Runcorn, Cheshire

Tel. Runcorn (09285) 75950 (9950)

COMPARE our charges, quality and turnaround for printed board artworks, assembly, test and prototype manufacture. Please phone Sharon Halfhide on Chelmsford 357935 or write to H.C.R. Artwork Designs, 1 Bankside, off New Street, Chelmsford, Essex. (557)

PROTOTYPE SERVICE capacity available to produce your prototypes or small batch quantities from samples or drawings, also PCB artwork design and manufacture. — Lintek Electronics, 14 Adam Close, Coxheath, Kent. Tel. 0622 679584. (282)

WANTED

ANGLIAN INDUSTRIAL AUCTIONS

We sell by auction, all radio and electronic components and equipment. Why not let us sell your surplus and end of production materials. All entries must be received at least 21 days prior to sale.


For entry forms or catalogue of next auction contact:

B. BAMBER ELECTRONICS
5 STATION ROAD
LITTLEPORT
CAMBS. CB6 1QE
TEL: (0353) 860185 (263)

DEAD OR ALIVE

WANTED: Recording equipment of all ages and varieties. (California, U.S.A.). Tel. (415) 232-7933. (9814)

Here's why you should buy an I.C.E. instead of just any multimeter



I.C.E.

WW—068 FOR FURTHER DETAILS

- * Best Value for money.
 - * Used by professional engineers, D.I.Y. enthusiasts, hobbyists, service engineers.
 - * World-wide proven reliability.
 - * Low servicing costs.
 - * 20K/volt sensitivity and high accuracy.
 - * Large mirror scale meter.
 - * Fully protected against overload.
 - * Large range of inexpensive accessories.
 - * 12 month warranty, backed by a full after sales service at E. B. Sole U.K. Distributors
- Prices from £16.60 — £32.00 + VAT
Send for full colour leaflet and prices on whole range including accessories.

ELECTRONIC BROKERS LIMITED

49-53 Pancras Road, London NW1 2QB.
Tel: 01-837 7781. Telex: 298694.

INDEX TO ADVERTISERS AUGUST

Appointments Vacant Advertisements appear on pages 121-135

PAGE	PAGE	PAGE			
Acoustical Mfg	2	Hall Electric Ltd.	8	P.B.R.A. Ltd.	110
A.E.L. Crystals	80	Happy Memories	92	P.M. Components	98
Ambit International	84, 101	Harris Electronics (London) Ltd.	23	Powertran Electronics	91, 93, 95
Airamco	81	Hart Electronics	88	Practical Computing	118
ASA	92	Henry's Radio	98, 105	Quantum Electronics	96
Aspen Electronics Ltd	111	Hi-Fi Y/Book	22	Radio Components Specialists	90
Bamber, B., Electronics	117	Hilomast Ltd.	15	Radio Shack	94
Barrie Electronics Ltd	111	I.L.P. Electronics Ltd.	82, 83	Ralfe, P. F.,	114
Beyer Dynamics	116	ILP Transformers Ltd.	119	Rediffusion Resitronics	81
BIB Hi-Fi	cover iv	Industrial Tape Applications	84	Samsons (Electronics) Ltd.	100
Bi-Pak Semiconductors Ltd	87	Integrex Ltd.	85	Science of Cambridge	6, 7
Calcon	16	ITT Mercator	9	Scopex Instruments Ltd.	97
Carston Electronics Ltd	12, 13	Keithley Insts.	15	Service Trading	113
Chiltmead Ltd	104	Kelsey Acoustic	98	Shure Electronics	67
Circuit Services	118	Kirkham Amplifier	4	Special Products Ltd.	14
Clarkemasts	68	Langrex	86	Standard Pneumatic	116
Codespeed Elec	84	Lascar Electronics	23	Strumech Eng'g	14
Colomor	99	Level Electronics Ltd.	3	Strutt Electrical & MSH Ltd.	80
Computer Appreciation	110, 115	Lindos Electronics	18	Surrey Electronics Ltd.	110
Continental Specialities	24	Lowe Electronics Ltd.	11	Swanley Electronics Ltd.	110
Crimson Elektrik	16	Maplin Electronic Supplies	cover iii	Technomatic	103
Crystal Electronics	84	Marshall, A. & Sons (London) Ltd.	111	Teleradio Elec	110
Display Electronics	102	Martin Associates	80	Trader Y/Book	112
Electrical Times	120	Microcircuits Ltd.	5	Valradio Ltd.	14
Electronic Brokers Ltd	99, 106, 107, 108, 109, 101	Mills, W.	94	VHS Committee	20, 21
Electronics Dream Plant	78	Milward, G. F.	98	West Hyde Developments Ltd.	94
Electro-Tech Comps Ltd	114	Monolith Electronics Co.	2	West London Direct Supplies	116
Electrovalue	110	Multicore Solders Ltd.	cover iv	Wilmslow Audio	77
Eraser Int'l	115	Mura Electronics	22	Z. & I. Aero Services Ltd.	92
Faircrest Eng	80	Newbear Comp. Store	100, 112		
Farnell Instruments Ltd	cover ii, 87, Readers card	Olson Electronics	10		
Field Tech	96	OMB Electronics	23		
GEC M-O Valve	10				
GMT Electronics	17				
G.P. Industrial Elec. Ltd.	68				
Guide to Broadcasting Stations	89				

OVERSEAS ADVERTISEMENT

AGENTS:
France & Belgium: Norbert Hellin, 50 Rue de Chemin Veat, F-9100, Boulogne, Paris.

Hungary: Mrs Edit, Bajusz, Hungexpo Advertising Agency, Budapest XIV, Varosliget.
Telephone: 225 008 — Telex: Budapest 22-4525
INTFOIRE

Italy: Sig C. Epis, Etas-Kompass, S.p.a. — Servizio Estero, Via Mantegna 6, 20154 Milan.
Telephone: 347051 — Telex: 37342 Kompass.

Japan: Mr. Inatsuki, Trade Media — IBPA (Japan), B.212, Azabu Heights, 1-5-10 Roppongi, Minato-ku, Tokyo 106.
Telephone: (03) 585 0581.

United States of America: Ray Barnes, IPC Business Press, 205 East 42nd Street, New York, NY 10017 — Telephone: (212) 689 5961 — Telex: 421710.

Mr Jack Farley Jnr., The Farley Co., Suite 1584, 35 East Wacker Drive, Chicago, Illinois 60601 — Telephone: (312) 63074.

Mr Victor A. Jauch, Elmatex International, P.O. Box 34607, Los Angeles, Calif. 90034, USA — Telephone (213) 821-8581 — Telex: 18-1059.

Mr Jack Mentel, The Farley Co., Suite 650, Ranna Building, Cleveland, Ohio 44115 — Telephone: (216) 621 1919.
Mr Ray Rickles, Ray Rickles & Co., P.O. Box 2028, Miami Beach, Florida 33140 — Telephone: (305) 532 7301.
Mr Tim Parks, Ray Rickles & Co., 3116 Maple Drive N.E., Atlanta, Georgia 30305. Telephone: (404) 237 7432.
Mike Loughlin, IPC Business Press, 15055, Memorial Ste 119, Houston, Texas 77079 — Telephone (713) 783 8673.

Canada: Mr Colin H. MacCulloch, International Advertising Consultants Ltd., 915 Carlton Tower, 2 Carlton Street, Toronto 2 — Telephone: (416) 364 2269.

*Also subscription agents.

STEP INTO A NEW WORLD WHEN YOU DISCOVER **MAPLIN**

For beginners or professionals, the Maplin catalogue will help you find just about everything you need for your project.

Over 5,000 of the most useful components — from resistors to microprocessors — clearly described and illustrated.

Send the coupon for your copy
and **STEP UP TO
MAPLIN SERVICE
NOW**



Post this coupon now for your copy of our 1979-80 catalogue price 70p.

Please send me a copy of your 280 page catalogue. I enclose 70p (plus 46p p&p). If I am not completely satisfied I may return the catalogue to you and have my money refunded. If you live outside the U.K. send £1.35 or ten International Reply Coupons. I enclose £1.16.

NAME _____

ADDRESS _____

ww 880



MAPLIN

ELECTRONIC SUPPLIES LTD

All mail to:-

P.O. Box 3, Rayleigh, Essex SS6 8LR.


Telephone: Southend (0702) 554155.

Shop: 284 London Road, Westcliff-on-Sea, Essex. (Closed on Monday).

Telephone: Southend (0702) 554000.


Catalogue now available in all branches of WHSMITH  Price £1.00

To see how Multicore Oxide-Free Solder Creams offer you higher profits— just watch



Applications don't come much more critical than digital watch manufacture.

Here, discrete deposits of Multicore Oxide-Free Solder Cream are screened onto the PCB. A precision job, with no risk of operator error or fatigue. And, a convenient temporary adhesive for the positioning of components.



Solder-flow is accomplished by simply passing the units over a hot plate.

Fast. No oxide to contend with. No dirty residues. This manufacturer says Multicore Oxide-Free Solder Cream has reduced reject rate substantially and offers superior soldering quality.

ordinary solder creams cannot match this profitable performance. Here's why...

...because ordinary solder creams or pastes contain rosin-based flux mixed with solder powder produced by atomisation. This means that every particle of the powder is covered with a layer of oxide—slowing down the soldering process, leaving a dirty flux residue and causing solder globules to stick to the flux and possibly fall loose into the equipment after shock or vibration. But, Multicore have developed a very special method of producing solder powders that are virtually oxide-free.

These can be used in cream form—comprising an homogeneous stable mixture of pre-alloyed powder and flux, designed specifically for hybrid microcircuits, PCB's and critical component joints.

When heated, Multicore Oxide-Free Solder Creams melt and flow as quickly and cleanly as rosin-cored solder wire, leaving a pale clear flux residue without solder globules.

The in-built quality of Multicore Oxide-Free Solder Creams make them the ideal specification for almost any application calling for low cost yet high reliability.

They are available in a wide range of combinations of solder alloys, fluxes, particle sizes, flux contents and viscosities—often replacing solder preforms.

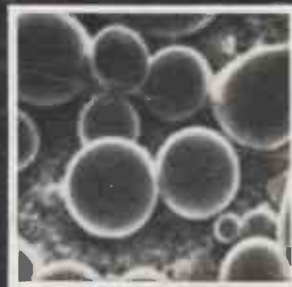
However, if you have an application that specifically requires preforms, remember that Multicore supply a wide variety of those as well.

Multicore Solders Ltd are Ministry of Defence Registered Contractors and on Qualified Products List QQ-S-571E of U.S. Defense Supply Agency for solder creams and preforms.

Compare these electron-microscope enlargements at x240 magnification:



'Ordinary' cream solder powder, revealing poor particle shape and dross.



Solder powder from Multicore Oxide-Free Solder Cream displays clean, uniform particles.

Multicore

For full information on Oxide-Free Solder Creams or any other Multicore products, please write on your company's letterhead direct to:

Multicore Solders Limited,

Maylands Avenue, Hemel Hempstead, Herts, HP2 7EP.
Telephone: Hemel Hempstead 3636. Telex: 82363.