

# wireless world


APRIL 1980 50p

Australia AS 2.00  
Canada \$ 3.15  
Denmark Kr. 17.00  
Germany Dm. 5.00  
Greece Dr. 87.00  
Holland Dfl. 6.75  
Italy L.  
Norway 7.25  
Singapore M\$ 4.50  
Spain Ptas. 140.00  
U.S.A. \$ 2.50

**Digital capacitance meter**  
**Colour graphics v.d.u.**  
**Multipath distortion**



# The only limitation is your imagination



## The TM500 series

First select a mainframe, there are five basic models from which to choose, providing 1, 3, 4, 5 or 6 compartments, suitable for benchtop, portable or rackmountable applications.

Each mainframe has its own integral power supply and that means just one mains lead irrespective of the number of compartments used. Now you can start to build.

Simply select from the 40 plus instrument modules available performing a wide range of functions from Power Supplies to Function Generators, Digital Counters, Digital Multimeters, Pulse Generators and Calibrators the instrument of your choice. Your chosen module is then simply slotted into the selected mainframe, it takes only seconds and they can be changed just as quickly.


Tailor your selection to suit your application.

**Tektronix**<sup>®</sup>  
COMMITTED TO EXCELLENCE

To find out more clip the coupon, ask your field engineer, circle the enquiry number, write or simply phone, we'll be pleased to help.

Tektronix UK Ltd., PO Box 69, Coldharbour Lane, Harpenden, Herts. AL5 4UP. Tel: Harpenden 63141

Regional Telephone Numbers: Livingston: 32766, Maidenhead: 73211, Manchester: 428 0799, Dublin: 508132.

Please send me full information on the TM500. 

Name .....

Position .....

Company .....

Address .....

.....

Telephone ..... TM27





Front cover shows the process of growing a silicon crystal, from which semiconductor devices will be made. Photographer Paul Brierley.

IN OUR NEXT ISSUE

**Weather satellite picture processor.** Constructing a device to display side by side visible-light and infrared pictures from TIROS-N satellites.

**Designing with micro-processors.** Start of a series to help designers use the micro as a component in electronic systems.

**Audio spectrum analyser.** Constructing an instrument with manual or automatic sweep and digital frequency display to use with a c.r.o.

Current issue price 50p, back issue (if available) £1.00, at Retail and Trade Counter, Paris Garden, London SE1. Available on microfilm: please contact editor.

By post, current issue 86p, back issues (if available) £1.00, order and payments to Room CP34, Dorset House, London SE1 9LU.

**Editorial & Advertising offices:** Dorset House, Stamford Street, London SE1 9LU.

**Telephones:** Editorial 01-261 8620. Advertising 01-261 8339.

**Telegrams / Telex:** Wiworld Bispres 25137 BISPRS G. Cables Ethaworld, London SE1.

**Subscription rates:** 1 year £9.00 UK and \$31 outside UK.

**Student rates:** 1 year, £4.00 UK and \$15.50 outside UK.

**Distribution:** 40 Bowling Green Lane, London EC1R 0NE. Telephone 01-837 3636.

**Subscriptions:** Oakfield House, Perrymount Road, Haywards Heath, Sussex RH16 3DH. Telephone 0444 59188. Please notify a change of address.

**USA mailing agents:** Expeditors of the Printed Word Ltd, 527 Madison Avenue, Suite 1217, New York, NY 10022. 2nd-class postage paid at New York.

© IPC Business Press Ltd, 1980  
ISSN 0043 6062

# wireless world

ELECTRONICS/TELEVISION/RADIO/AUDIO

APRIL 1980 Vol 86 No 1532

39 **Science of the whole**

40 **Digital capacitance meter**  
by Adrian Ryan

45 **How serious is multipath distortion?**  
by Pat Hawker

48 **Literature received**

49 **Shared-memory, colour graphics visual display unit**  
by S. J. Marchant

55 **Circuit analysis by small computer**  
by A. S. Beasley

58 **Pulse-induction metal detector — 2**  
by J. A. Corbyn

60 **World of amateur radio**

61 **Mercury switch for parallel-tracking pickup arm**  
by Rod Cooper

64 **News of the month**  
Racal gets Decca      Digital telecine      Graphite transmitter valve grids

68 **A.m. detectors**  
by S. W. Amos

75 **Letters to the editor**  
Programmable notes for keyboard instruments / Politics and electronics  
Displacement current

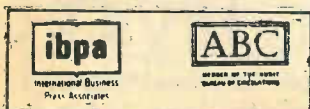
79 **What's so natural about e? — 3**  
by J. C. Finlay


82 **Books; Sixty years ago**

85 **Improving photodiode camera signals**  
by Daryll K. Green

89 **Circuit ideas**  
Light controller      Improved tone control      Voltage follower

91 **New products**





## “Comparisons are odorous”

We are often asked by audio enthusiasts how our amplifier compares with so and so's product, and they are surprised when we reply "we don't know, we have never tried."

It is not that we are unwilling to learn from other people's mistakes, it is simply that at Quad we recognise only one standard for comparison, namely the original.

What we wish to know is how the output of the equipment under investigation compares with the original signal fed into it.

Over the years we have developed experimental techniques which enable us to investigate the audible contribution of a piece of equipment to a music signal, and as a result we can say with complete confidence that a Quad 405\* contributes absolutely no audible degradation to the signal fed through it, and that's as close to the original as you need to get.

For further details on the full range of QUAD products write to:

**The Acoustical Manufacturing Co. Ltd.,  
Huntingdon, Cambs. PE18 7DB.  
Telephone: (0480) 52561.**

\*or 303 or 33. When operated within specified input and output levels and at specified loads.


# QUAD

**for the closest approach to the original sound**


QUAD is a registered Trade Mark








# DON'T GAMBLE WITH PERFORMANCE BUY LEVELL OSCILLATORS




**FREQUENCY** 1Hz to 1MHz in 12 ranges.  
0 to 1% fine control on TG200DMP.  
**ACCURACY** ±1.5% ±0.01Hz up to 100kHz.  
±2% up to 1MHz.  
**SINE OUTPUT** 7V r.m.s. down to <200µV with Rs = 600Ω.  
**DISTORTION** <0.05% from 50Hz to 15kHz, <0.1% from 10Hz to 50kHz, <0.2% from 5Hz to 150kHz, <1% at 1Hz and 1MHz.  
**SQUARE OUTPUT** TG200D, DM & DMP only, 7V peak down to <200µV. Rise time <150nS.  
**SYNC OUTPUT** <1V r.m.s. sine in phase with output  
**SYNC INPUT** ±1% freq. lock range per volt r.m.s.  
**METER SCALES** TG200M, DM & DMP only. 0/2V<sup>2</sup> 0/7V & -14/+6dBm.  
**SIZE & WEIGHT** 260 × 130 × 180mm. 4.3kg with batteries.

**TG200 TG200D TG200M TG200DM TG200DMP**  
**£99 £108 £125 £130 £135**



**FREQUENCY** 3Hz to 300kHz in 5 decade ranges.  
**ACCURACY** ±2% ±0.1Hz to 100kHz.  
Increasing to ±3% at 300kHz.  
**SINE OUTPUT** 2.5V r.m.s. down to <200µV  
**DISTORTION** <0.2% from 50Hz to 50kHz.  
<1% from 10Hz to 200kHz.  
**SQUARE OUTPUT** 2.5V peak down to <200µV.  
**SYNC OUTPUT** 2.5V r.m.s. sine.  
**METER SCALES** 0/2.5V & -10/+10dB on TG152DM.  
**SIZE & WEIGHT** 260 × 130 × 180mm. 3.4kg with batteries.

**TG152D TG152DM**  
Without meter **£80** With meter **£99**



**FREQUENCY** 0.2Hz to 1.22MHz on four decade controls.  
**ACCURACY** ±0.02Hz below 6Hz.  
±0.3% from 6Hz to 100kHz.  
±1% from 100kHz to 300kHz.  
±3% above, 300kHz.  
**SINE OUTPUT** 5V r.m.s. down to 30µV with Rs = 600Ω.  
**DISTORTION** <0.15% from 15Hz to 15kHz.  
<0.5% at 1.5Hz and 150kHz.  
**METER SCALES** 2 Expanded voltage and -2/+4dBm  
**SIZE & WEIGHT** 260 × 180 × 180mm. 5.4kg.

**TG66B TG66A**  
Battery model **£265** Mains & battery model **£280**

Prices are ex works with batteries. Carriage, packing and VAT extra.  
Optional extras are leather cases and mains power units.  
Send for data covering our range of portable instruments.

**LEVELL** ELECTRONICS LTD.

MOXON STREET, BARNET, HERTS., EN5 5SD.  
TEL: 01-449 5028/440 8686

WW-016 FOR FURTHER DETAILS



# The sound of science.



We wouldn't knock our rivals.

After all, it was they who inspired us to design and manufacture our own power loudspeakers... because of the frustration we experienced when trying to obtain power loudspeaker components for our enclosures. Nobody could consistently supply components to the exacting HH standards of quality, power and performance - at any price.

So, our designers started from a clean drawing board and were prepared to defy convention in the construction of a superior power loudspeaker. Our powerful computer calculated optimum cone



profiles, whilst our scientists pushed back the frontiers of adhesives technology to develop new construction methods. Then we tested them relentlessly and did our best to destroy these new products (that was the hardest part.)

Now this range of superior power loudspeakers, crossover networks, "bullet" radiators, compression drivers and horns can be purchased at sensible prices from HH dealers. In their new and convenient packs you will also find an applications book, full of useful hints.

Send for our brochure, so you can convince yourself why our components are superior, by following our logical scientific arguments. Then you'll realise why we never need to knock our "rivals".



## Power to the Performer. HH Acoustics.

HH Acoustics Limited, Viking Way, Bar Hill, Cambridge CB3 8EL. Telephone: (0954) 81140. Telex: 817515 HH Elec G.

WW-030 FOR FURTHER DETAILS



**MICROCHIPS AT MICRO PRICES**

Compare our prices before you buy elsewhere. All brand new, prime.

**MEMORIES**

2102 Static RAM	80p
2114 Low power high speed 300NS	4.00
4116 Dynamic RAM Special offer	4.50

**EPROMS**

1702A	3.75
2708	Special offer 5.50
2716 Single 5V supply	17.95

**UART**

AY-5-1013A	2.98
AY-3-1015	3.98

**CHARACTER GENERATOR**

RO-3-2513 UC	4.50
--------------	------

**FLOPPY DISK CONTROLLER**

FD 1771 Single Density	
IBM Compatible	19.95
FD 1791 Dual Density	
IBM Compatible	39.95

**SUPPORT DEVICES**

MC14412VL	7.97
-----------	------

**KEYBOARD ENCODER**

AY-5-2376	7.95
-----------	------

**INTERSIL CHIPS ARE DOWN**

Due to bulk purchase we are able to offer unbeatable prices on INTERSIL CHIPS. Compare our prices below distributors.

ICL7106CPL	5.95
ICL7107CPL	6.95
ICL8038CCPD	2.95
ICM7216AIJI	18.75
ICM7216BIPI	16.75
ICM7555IPA	80p

**LINEAR ICs**

709	30p	NE555	18p
723	33p	NE556	50p
741	17p	RC4136	90p
747	40p	SN76477N	1.95
748	25p	TL071	40p
LM301AN	25p	TL074	1.30
LM311	42p	TL081	35p
LM318	70p	TL082	80p
LM324	35p	TL084	1.10
LM339	35p	TL490 New	1.75
LM380	60p	XR2206	3.00
LM1496	60p	XR2207	3.75
LM3900	45p		

**VOLTAGE REGULATORS**

7805/7812	55p	78H05SC	5.75
7905/7912	65p	78HGKC	6.25

**UNIVERSAL SCR**

C106D 400V 5a	35p
---------------	-----

**NEW! AY-3-8910 Bang**

ZAP  
Clang  
Tweet

**AY3-8910 PROGRAMMABLE SOUND GENERATOR**

The AY3-8910 is a 40 pin LSI chip with three oscillators, three amplitude controls, programmable noise generator, three mixers, an envelope generator, and three D/A converters that are controlled by 8 BIT WORDS. No external pots or caps required. This chip hooked to an 8 bit microprocessor chip or Buss (8080, Z80, 6800 etc.) can be software controlled to produce almost any sound, it will play three note chords, make bangs, whistles, sirens, gunshots, explosions, bleets, whines, or grunts. In addition, it has provisions to control its own memory chips with two I/O ports. The chip requires +5V @ 75ma and a standard TTL clock oscillator. A truly incredible circuit. Only £8.95 + VAT W/Basic Spec. Sheet (4 pages). 60 page manual with S-100 interface instructions and several programming examples £1.95 extra.

**Texas Instruments Low Profile Sockets**

Contacts	Price
8 PIN	.07
14 PIN	.09
16 PIN	.10
18 PIN	.15
20 PIN	.18
22 PIN	.20
24 PIN	.22
28 PIN	.25
40 PIN	.28

**SALE**

**THE MOST VERSATILE LIQUID CRYSTAL DISPLAY**

7.8.8.8	1.24	25 + 100 +
LCD106	6.45	5.50 5.25

5" Field effect LCD display featuring 3½ digits, colon, plus/minus sign, 3 decimal points and "LO BAT" indicator. Ideal for DMMs, DPMs, digital thermometers, AM/FM radio readouts. Just look at the features. Ultra low power consumption, high contrast ratio, wide viewing angle, rapid response, proven sealing techniques, superior MTBF, reflective aluminium foil. Over 300,000 already sold! Perfect interface for Intersil 7106 and 7116.

**SE 01 Sound Effects Kit NEW**

The SE-01 is a complete kit that contains all the parts to build a programmable sound effects generator.



Designed around the new Texas Instruments SN76477 Sound Chip, the board provides banks of MINI DIP switches and pots to program the various combinations of the SLF Oscillator, VCO, Noise, One Shot, and Envelope Controls. A Quad Op Amp IC is used to implement an Adjustable Pulse Generator, Level Comparator and Multiplex Oscillator for even more versatility. The 3¼" x 3" PC Board features a prototype area to allow for user added circuitry. Easily programmed to duplicate Explosion, Phaser Guns, Steam Trains, or almost an infinite number of other sounds. The unit has a multiple of applications. The low price includes all parts, assembly manual, programming charts, and detailed 76477 chip specifications. It runs on a 9V battery (not included). On board 100mW amp will drive a small speaker directly, or the unit can be connected to your stereo with incredible results! (Speaker not included.)

**COMPLETE KIT ONLY £12.50**  
P&P 50p + VAT

**DISPLAY LEDs**

DL 704/DL 707	99p
FND 500/FND 510	99p

From T.1: **TL490 BAR/DOT DRIVER IC.** Drives 10 LEDs with adjustable analog steps. Units are cascadable up to 10 (100 steps). Drives LEDs directly. Great for voltage, current or audio displays. Similar in features to LM3914 with specs and circuit notes. **ONLY £1.75 NEW!**

**Ordering information:** For orders under £50 add 50p p.&p. Add 15% VAT to total. All items are subject to prior sale and therefore subject to availability. Prices are subject to change without notice.

**MICRO CIRCUITS**

4 Meeting Street  
Appledore, Nr. Bideford  
North Devon EX39 1RY  
Tel. Bideford (02372) 79507  
Telex 8953084.

**Measure Resistance to 0.01Ω ... At a Price that has no resistance at all**

**New ELENCO PRECISION Digital Multimeter M1200B USA**

**ONLY £55** (£3 p&p + VAT £8.70 = £66.70)

YOUR OPPORTUNITY TO BUY THIS SUPERB DMM AT THIS PRICE FOR A LIMITED PERIOD ONLY.



**THE ULTIMATE IN PERFORMANCE — MEASURES RESISTANCE TO 0.01 OHMS, VOLTAGE TO 100 MICROVOLTS, CURRENT TO 1 MICROAMPS AT LOWEST EVER PRICE!**

- FEATURES**
- 3½ digits 0.56" high LED for easy reading
  - 100µV, 1µA, 0.01Ω resolution
  - High input impedance 10 Megohm
  - High accuracy achieved with precision resistors, not unstable trimpots
  - Input overload protected to 1000V (except 200mV scale to 600V)
  - Auto zeroing, autopolarity
  - Mains (with adaptors not supplied) or battery operation—built-in charging circuitry for NiCads
  - Overrange indication
  - Hi Low power ohms, Lo for resistors in circuit, Hi for diodes
- MODEL 7010 FREQUENCY COUNTER**

**NEW 9 DIGITS 10HZ to 600 MHz ONLY £120 + VAT**

- (Complete with built-in Nicads)
- Range 10Hz to 600MHz
  - 9 red 0.4 LED digits
  - NBS Calibration traceability
  - Black Anodized Aluminium Case
  - 3 Gate times — LED indicator
  - 1 ppm TXCO
  - 10 MHz time base
  - Optional external clock input £15 + VAT
  - 1 Megohm and 50 ohm inputs
  - AC/DC or Nicad rechargeable battery operation
  - Full year guarantee
  - Comprehensive manual
  - Miniature size — weight 1 lb



To: Maclin-Zand Electronics Ltd  
1st Floor, Unit 10, East Block  
38 Mount Pleasant, London WC1X 0AP  
Please send me DMM M1200B (£66.70 incl) Frequency Counter 7010 (£138 inc)

I enclose cheque/PO/Bank Draft for £

Name .....

Address .....

(BLOCK LETTERS PLEASE)

Also available from retail shop:

**ELENCO PRECISION** Sole UK Distributor

**ME**  
Maclin-Zand Electronics Ltd  
38 Mount Pleasant, London WC1X 0AP  
Tel. 01-837 1165/01-278 7369  
Telex. 8953084 MACLING


© N Zand





# BREMI

**BREMI ELETTRONICA**  
 Via Pasubio 3/C  
 43100 Parma - Italy  
 Tel. 0521/72209 - 771533  
 Telex: 530259 cclia pr I for BREMI



**DC POWER SUPPLIES** a vast range suited to meeting both amateur and professional requirements  
**MEASURING INSTRUMENTS** Digital frequency meter, digital capacity meter

**PSICHELIC LIGHTS EQUIPMENT** various models of light modulators, with/without microphone, stroboscope, spot lights etc.  
**EQUIPMENT FOR CB linear amplifiers,** S.W.R. meter, wattmeters

**METAL DETECTOR**  
**AUTOMATIC BATTERY CHARGER**  
 Our articles, which are of top quality, are known and exported worldwide.

**WE ARE LOOKING FOR AN EXCLUSIVE IMPORTER**  
 well introduced on the English market for all our articles and for some lines of our product.

WW - 018 FOR FURTHER DETAILS



**INPUT**  
FROM PHILIPS TEST & MEASURING INSTRUMENTS

# NO WAITING FOR THESE TOP PRODUCTS



The **PM 2517** has set the standard and the pace in Europe for hand-held digital multimeters - and still it remains in a class of its own.

Remember, its many important features include full four digits, so on mains voltage readings, for example, you might get 240.3 instead of the 240, which a 3½ digit meter would read.

Some other **PM 2517** plus points:

- LED or LCD display
- True RMS readings of AC voltage and current
- Autoranging with manual override
- Optional accessories include temperature and data hold probes

### Reader inquiry number 220

The **PM 3207** - Super Scope - is a tough, general purpose oscilloscope which offers at a low price the quality and technology you expect from Philips Test and Measuring Instruments.

- 15 MHz dual trace
- Auto triggering from either channel with adjustable level between peaks and TV triggering
- 5 mV sensitivity, Y and X (via A input)
- B invert facility

### Reader inquiry number 221

Both these instruments are available off the shelf from the **Philips Electronic Instruments Department** (see address below) or from the following distributors. **British Tungfram**, West Road, Tottenham, London N17 0RN. Tel: 01-808-4884. **Philips Service Centres** (25 throughout the country). Tel: 01-686-0505 for the address of your nearest branch. **Wessex Electronics Ltd**, 114-116 North Street, Downend, Bristol BS16 5SE. Tel: (0272) 571404.

## PATTERN FOR THE FUTURE

The **PM 5519** colour TV pattern generator is already a widely used instrument. As a major manufacturer of Video cassette recorders, and colour television receivers - and the company which has developed the world's most advanced video disc system - Philips have carefully selected the best patterns for aligning and testing these products. With over 20 colour and b/w test patterns to choose from it is the most versatile pattern generator on the market.

- **PM 5519I** for British system - versions available for other TV systems
- RF signals available in bands I, III, IV and V
- Variable Video Output (with 1 volt fixed position)
- External video and sound modulation facility
- Composite sync output for triggering - includes the line frame and blanking pulses to the local TV standard

### Reader inquiry number 222

Some other Philips audio and video service instruments:

#### PM 5326 RF SIGNAL GENERATOR

- 100 kHz-125 MHz in 9 overlapping ranges

- Built-in 5 digit counter
- 50mV RF output at 75Ω can be attenuated to over 100dB
- Electronically stabilised output level
- Wobulator facility

### Reader inquiry number 223

#### PM 6307 WOW AND FLUTTER METER

- X-tal controlled oscillator
- High accuracy and frequency stability
  - 3 150 Hz or 3000 Hz switchable
  - Separate 'Drift' and 'Flutter' indication

### Reader inquiry number 224

All Philips audio and video service instruments are also available from Philips Service Centres (for details see end of PM 3207 section).

*Input advertisements are designed to meet the needs of our professional customers. They are a shop window for Philips Test and Measuring Instruments - and we will be changing the display frequently because we have a lot of products to show you.*

*Where you require full information about a product, tick the coupon and attach it to your name and address, or letterhead - or, of course, use the journal's reader inquiry service. You will receive in return a detailed information pack reflecting your specific requirements.*



	Inquiry no.	
<b>PM 2517 multimeter</b>	<b>220</b>	<input type="checkbox"/>
<b>PM 3207 oscilloscope</b>	<b>221</b>	<input type="checkbox"/>
<b>PM 5519 colour TV pattern generator</b>	<b>222</b>	<input type="checkbox"/>
<b>PM 5326 RF signal generator</b>	<b>223</b>	<input type="checkbox"/>
<b>PM 6307 wow and flutter meter</b>	<b>224</b>	<input type="checkbox"/>



**Pye Unicam Ltd**

Philips Electronic Instruments Dept.  
York Street, Cambridge, England CB1 2PX  
Tel: Cambridge (0223) 358866 Telex 817331



**Test & Measuring Instruments**

# PHILIPS



Finally, you can have all the advantages of DMMs and none of the disadvantages of analogues for about the same price.

Our new 169 is a tough, lightweight, battery-powered digital multimeter for use in the field or on the bench. It is a 3½-digit, full 5-function DMM with respectable .25% DC accuracy.

Its low-parts-count, high-efficiency design keeps power consumption to a minimum for longer component life and fewer failures. MTBF is 20,000 hrs. or about 10 years.

All 5 functions are fully protected - 1400V peak on DCV and ACV, 300V on Ω, 2A (250V) on DCA and ACA. The fuse is externally accessible for quick replacement. Extensive vibration stress-testing assures the 169 will stand up to all the mechanical shock and abuse normally associated with tough applications.



# Is this the end for Analogue meters?

only one calibration adjustment a year is required. That adds up to a cost-of-ownership no other competitive DMM can touch. For example, the 169 needs only one battery change per year at a cost of about £1.50.

When you factor in features like function and range annunciation right on the display, auto-zero, auto polarity, 60% larger display than other DMMs and the easy-to-read, colour coded front panel, we think you'll get the point. No analogue meter or DMM can match the price/performance of the new 169. It costs £99 (plus VAT).

For information on the 169 or any Keithley DMM call (0734) 861287  
Telex: 847047

## KEITHLEY

Keithley Instruments Ltd.  
1, Boulton Road  
GB-Reading, Berkshire RG2 0NL  
UNITED KINGDOM  
(0734) 861287 Telex: (851) 847047

Keithley Instruments GmbH  
Heighofstrasse 5  
D-8000 München 70  
(089) 714-40-65  
Telex: 521 21 60

Keithley Instruments SARL  
44, Rue Anatole France  
F-91121 Palaiseau Cedex  
01-014-22-06.  
Telex: (842) 204188

Ex stock

WW 034 FOR FURTHER DETAILS







# Lateral Thinking

"The perfect definitive power amplifier should run absolutely stable and completely undistorted across a full frequency range up to the highest power level with total dependability," we said. Our resolve was to make that ideal a reality.



Thus, our boffins at Cambridge donned their thinking caps and with typical panache sliced across convention with a radical new solution: MOS-FET technology.

And the result? No thermal runaway. No secondary breakdown. Simpler circuits. Fewer components. Therefore, greater reliability under tough conditions. Whatever your application; variable frequency power supplies, servo motor

systems, vibrator driving, or superior audio installations, our new MOS-FET amplifiers will deliver perfect waveforms right up to 50kHz at full power.

Now this technology is available to you, in 19" rackmount format with models from 150 to 800 Watts... and upwards in multiples, using the X300 frequency dividing network.

So if you're thinking that our thinking was along the right lines, then drop us a line yourself and we'll tell you much more.



## Graduate to the 80's. MOS-FET.

HH Electronic, Dept. A5, Viking Way, Bar Hill,  
Cambridge CB3 8EL. Telephone: Crafts Hill (0954) 81140.  
Telex: 817515 HH Elec G.



Plan  
the 80's  
with  
the  
best



## K1000 & K2000 SOLDERING IRONS

- 16w Producing 420°C  
( Helping the Save-it campaign )
- PUSH-IN TIPS
- 6 MONTHS GUARANTEE

# ADCOLA


United Kingdoms Leading  
Soldering Instrument  
Manufacturers

Tel. 01-622-0291/4

**ADCOLA PRODUCTS LIMITED**  
GAUDEN ROAD, LONDON SW4 6LH

WW — 027 FOR FURTHER DETAILS

Testing...  
Testing...  
Testing...



The New SUPER-S  
has RF power output, to 0 dBm,  
2-tone generator, a phase locked BFO  
and is now reduced in price.

# anywhere!

## The New FM/AM 1000s with Spectrum Analyser—we call it the **SUPER-S**

A portable communications service monitor from IFR, light enough to carry anywhere and good enough for most two-way radio system tests. The FM/AM 1000s can do the work of a spectrum analyser, oscilloscope, tone generator, deviation meter, modulation meter, signal generator, wattmeter, voltmeter, frequency error meter—and up to five service engineers who could be doing something else!

For further information contact  
Mike Taylor



## FieldTech

FieldTech Ltd  
Heathrow Airport—  
London Hounslow  
TW6 3AF  
Tel: 01-759 2811  
Telex: 23734  
FLDTEC G

**IFR precision simulators**

WW — 061 FOR FURTHER DETAILS



# BEWARE! RADIO ACTIVITY



The new MK III FM tuner sitting under the Dorchester multiband AM/FM tuner

Revisions to the Mark III include a centre zero tuning indicator meter and silent preset switching



New 944378-2, the last word in stereo decoders with the KB4437/4438.

Choosing the products to advertise each month can be quite a task at AMBIT, since we tend to introduce at least one new line per week. So it is nearly impossible to say all we would like in this space - other than to bring you as far up to date as possible with current events. The major medium for finding out about what we have to offer is our unique catalogue system, and we ask that you invest in a copy of parts 1, 2 & 3 since many questions we are asked can be readily answered by reference to these.

Each part costs 60p, or £1.60 for all three current editions.

We are also launching a new and greatly elongated version of our PRICE LIST, which now includes a large number of quantity listings, and many items not previously listed. The new style price list is a quick reference short form to our general catalogues - available FOC with a large (A4) SAE please.

As a result of the soaring price of oil - and the subsequent huge increases in the cost of wax for Mr Tom Jackson's famous moustache, the Post Office have increased their charges (Feb. 4th). Accordingly, our standard cover charge has been increased to 35p per order (CWO).

## COMPONENTS

### DIGITAL FREQUENCY READOUTS / SYNTHESISER SYSTEMS

Ambit has the biggest range of digital frequency readout systems for various applications in Broadcast and Communications. Prices range from £18.50 for a complete AM/FM broadcast frequency display (kit of DFM2). Most are detailed in the latest catalogue.

TUNING SYNTHESIZERS are also heavily featured, and we offer our first complete system covering MW/LW/SW2 and FM based on Hitachi parts. The unit is retrofittable to voltage tuned radio systems - and will shortly be incorporated in a complete tuner project. Cost for the synthesiser will be circa £40. A versatile communications system based on the new Mullard 2 IC system is nearing completion, together with 16 station CMOS memory and optical shaft encoder system with fast tune facility. Synthesiser circa £70, memory £50.

#### Latest semiconductor news:

CMOS, TTL and LPSN TTL are in stock (ask for our OSTs price leaflet). Some of the very popular types are still "difficult" but we have things like 4011s, 4017s at the time of writing.

RADIO ICs - interesting developments here, we now have the Hitachi HA11225 and the HA12412 ultra high specification members of the CA3089E family. The PLESSEY SL1600 range now includes the SL6600 high performance PLL NBFM IF and detector.

CA3089E	2.11	HA1197	1.61	SD6000	4.31	SL1610	1.84	SL1626	2.80
CA3189E	2.53	CA3123E	1.61	TD4420	2.59	SL1611	1.84	SL1630	1.86
HA1137W	1.95	TDA1072	3.09	MC1330P	1.38	SL1612	1.84	SL1640	2.17
HA11225	2.47	TBA651	2.53	MC1350P	1.38	SL1613	2.17	SL1641	2.17
HA12412	2.81	TDA1090	3.51	KB4412	2.24	SL1620	2.50	SL6600	4.31
KB4420	1.95	TDA1220	1.61	KB4413	2.24	SL1623	2.80	SL6640	3.16
TBA120S	1.15	TDA1083	2.24	KB4417	2.53	SL1624	3.77	SL6690	3.68
KB4406	0.80	TDA1062	2.24	MC3357P	3.16	SL1625	2.50	MC1496	1.44

TRANSISTORS - New lower prices, wider range, large stocks. Also the world's lowest noise audio devices (2SC2546E and 2SA1084E) first from AMBIT of course. Power MOSFETs & all sorts of other devices. Our 3SK51 MOSFET replaces the 408XX and 40673 families.

BC237-8-9	0.092	2SC1775	0.207	2SA1084E	0.368	BF256	0.437	BFY90	1.03
BC307-8-9	0.092	2SA872A	0.207	2SC2547E	0.391	2SK55	0.368	BF224	0.253
BC413-5	0.115	2SD666A	0.345	2SA1085E	0.391	2SK168	0.402	BF274	0.207
BD414-6	0.126	2SB646A	0.345	2SK133	6.32	3SK51	0.62	BF795	1.138
BC546-556	0.138	2SD760	0.52	2SJ48	6.32	3SK60	0.667	VN66AF	1.092
BC550-560	0.138	2SB720	0.52	2SK135	7.29	BF960	1.426	2N4427	0.977
BC639-640	0.265	2SC2546E	0.368	2SJ50	7.29	3SK48	1.426	J176	0.747

RADIO CONTROL: A special section for all RC fans. New and exciting stuff: KB4445/KB4446 - complete 4 channel RX/TX dig.prop IC pair RF&control in one 4.75p MSL9362/MSL9363 - logic section of a four channel dig.prop link, with switch opt. 3.75p NE5044 - Signetics versatile 7 channel encoder, suitable for mixing etc. £2.14 ea NE544 Signetics famous servo driver IC £2.07 MC3357P as used in RCME design £3.16 ea AMBIT RCRX4 - RCME FM system compatible, complete RX kit with box/connector and AMBIT design screened front end with 27MHz ceramic filter £16.10 (kit) XTALS: FM pairs £3.74 (no splits) TX is fund. 1/2 op frequency, RX 3rd OT - 455kHz AM pairs £3.57 (no splits). Both 3rd OT types, again RX IF at 455kHz

CATALOGUES 60p ea, all three for £1.60  
PRICES SHOWN HERE INCLUDE VAT  
POST/PACKAGE CHARGE NOW 35p

### MODULE NEWS


We are at last able to quote for quantities of our modules, following a program of standardization and revision to speed manufacture and test. The following types are the results of the standardization program:

UM1181	5 varicap MOSFET input VHF band 2 tuner/head	£12.00	nc
911225 A	High Performance FM IF system, with switched BW	£23.95	nc
911225 B	Single BW filters, single tuned detector	£14.95	nc
91072 A	DC tuned and single pole switched MW LW tuner	£14.43	nc
91072 B	As type 'A' but with either SW1 or SW2 band	£15.90	nc
92242 A	Combined LW/MW tuner, with FM IF detector section	£29.00	nc
92242 B	As 92242A but with 5-10MHz SW section	£34.00	nc

All are supplied housed in screened metal cases 97x56x24mm, with all connections along a single edge, suitable for verticle or horizontal mounting.

Previously advertized units are still available - although there may have been some price changes in the latest edition of the Price List (Date Feb.80). A separate leaflet covering the new range of modules is available from April 80, with an A4 SAE please

NEW LINE: ALPS switches and rotary potentiometers. With a general catalogue that's over 3 inches thick, we cannot begin to offer a comprehensive list of what we can offer - but we are already stocking the keyboard switches, keyswitches, pushbutton switches etc. In particular, the pushbutton switches really put all others in the shade (shadow?) when it comes to quality and price. A special new shortform is being prepared (and may be ready when you read this). All the potentiometers and switches you could ever need from a single source. Keypad switches cost as little as 15p ea (1 off), with a range of two part caps for easy legending. You must see the shortform catalogue (30p) and our new pricelist for full details of this huge range of components



#### AMBIT SHOP NOW OPEN

We are gradually getting our caller sales area sorted out, with displays of the products on offer and a browsers corner to sit and study data/catalogues. Call in next time you are in the area - parking outside the door.

#### COMPUTER CAPABILITIES

Ambit has been keeping a low profile on the subject of the MPU and its applications. Interestingly enough, the first project we offer with MPU content does rather more in the way of processing than simply playing a daft game, or looking like an enormous calculator. Our MPU facility and expertise is now for hire on a fully commercial basis. Z80, 6800, 6809, 2650 etc.

Keyboard switch  
SCK41505  
typ 6m ops  
23p each (1-24)



NEW LINE: DC/DC+AC converters for fluorescent displays. TOKO CPS series 12v IN, -20 and 3v AC out at 65mA. Thick film design £2.34 ea Qty. prices OA

#### GENERAL INFORMATION

Ambit stocks the following ranges of components for ex-stock volume delivery: SIGNAL COILS, CERAMIC, MECHANICAL and CRYSTAL FILTERS, RADIO ICs for AM/FM/SSB, TOROID CORES FOR RADIO and EMI FILTER CIRCUITS, INDICATING AND PANEL METERS, AUDIO ICs, RF TRANSISTORS, FETS, MOSFETS, DIODES (PIN, VARICAP, SCHOTTKY), PASSIVE DBMs (like MD108 etc), IC SOCKETS, LEDS, TRIMMER CAPS, SWITCHES, KEYBOARD SWITCHES, TUNERHEADS, IF AMPS, AM RADIO MODULES, etc etc

NEW LINE: DVM176 - the definitive ICM7106 LCD DVM module. 3' digit £22.37 ea.

CM161: LCD 12/24hr alarm clock/day/date/backlight (eq.RS308-499) 7mm digits £11.44 each  
CM174: LCD 12hr alarm clock/stopwatch/backlight with 30mm height digits £14.32 each

**ambit**  
INTERNATIONAL

CWO PLEASE Commercial MA terms on application  
Goods are offered subject to availability, prices subject to change - so please phone and check if in doubt.

**200 North Service Road, Brentwood, Essex**

TELEPHONE (STD 0277) 230909 TELEX 995194 AMBIT G POSTCODE CM14 4SG

WW - 028 FOR FURTHER DETAILS





# TRIO TEST INSTRUMENTS

THE RANGE HAS INCREASED —  
THE PRICES ARE DOWN

NEW



## THE CS1830 30 MHz + Sweep Delay

The CS1830 is a completely new 30 MHz dual trace oscilloscope employing a square format, internal graticle, PDA tube for accurate bright display. A new feature is the inclusion of calibrated sweep delay with a range of 1 $\mu$ S-100 mS and trace bright up to show the delay position. As you can see from close study of the photograph, the CS1830 has all the facilities you could require in a high performance instrument but for more detail, simply ask us for a comprehensive leaflet.

### Brief specification

Rectangular PDA tube 120 x 96 mm. P31 phosphor.

Bandwidth DC-30 MHz

Sensitivity 5mV/cm (30 MHz)

2mV/cm (20 MHz)

Input R.C. 1 M / 23 pF

Risetime 11.7 nS

Overshoot less than 3%

Sweep time 200nS/cm-0.5 S/cm

Linearity better than 3%

Trig. bandwidth DC-30 MHz

Sweep delay 1 $\mu$ S-100 mS

**CS1830 only £455 + VAT includes 2 probes**

NEW



## THE CS1572 30 MHz for the VTR Lab. If you are in Video, you need the CS1572

The CS1572 is a dual trace 30 MHz oscilloscope designed for the video tape recorder engineer. Video delayed sweep facilities are provided to allow magnification and analysis of any point in a single video frame together with separation of video odd and even fields. A truly unique tool for anyone concerned with video measurements as well as a top specification dual trace wide band oscilloscope for general lab use. The complete range of video facilities is too great to explain in a small advertisement so why not call us and ask for the full story on the CS1572.

### Brief Specification

As for CS1830 except that the sweep delay feature is replaced by comprehensive video sweep delay facilities which allow complete analysis of video wave forms and VTR alignment.

**CS1572 only £425 + VAT, includes 2 probes**

ESTABLISHED



## THE CS1577 30 MHz at 2mV + Signal Delay The most popular scope in the range.


The CS1577 is, without doubt, our most popular oscilloscope and hundreds of satisfied users in all sections of the electronics industry will confirm this. The CS1577 combines a wide bandwidth DC-30 MHz performance with extremely wide trigger bandwidth (DC-40 MHz) and 2 mV sensitivity over the full bandwidth.

Fixed signal delay is provided by a helix delay line which allows viewing of the leading edges of fast pulses for accurate rise time measurement, and the 130 mm PDA tube gives a bright, stable trace even at the highest sweep speeds (20 nS/cm using  $\times 5$  expansion). Good triggering, even at low levels has always been an outstanding feature of Trio oscilloscopes and the CS1577 demonstrates this to perfection. Triggering, as in the other 30 MHz instruments can be from CH1 or CH2 or can be alternated with the beam switching so that input signals of differing frequency will provide stable displays.

Truly an oscilloscope masterpiece. CS1577.

**CS1577 only £410 + VAT, includes 2 probes.**

ESTABLISHED



## THE CS1575, unique dual trace 4 function Audio Scope

The CS1575 is a unique tool for the audio engineer. It features the normal facility of dual trace display with sensitivity to 1 mV/cm but not only can it display the input signal on two channels, it can **simultaneously** display the phase angle between them and measure the phase angle referenced to a zero phase calibration display. In addition to these unique features, you also have independent triggering from each channel to give stable displays even with widely differing input frequencies.

Absolutely indispensable to the professional audio engineer, the CS1575 is now in use all over the world. See it in action or send for complete details.

**CS1575 only £235 + VAT.**

## AND TWO NEW ADDITIONS TO THE RANGE

### DL705 MULTIMETER

DC to 1000V  
AC to 1000V  
 $\Omega$  to 20M $\Omega$   
I to .2A

Semi Auto Ranging




**£70 + VAT**

### FC756 500 MHz COUNTER

10 Hz-500 MHz  
50mV

Superb  
instrument




**£225 + VAT**

For further details and ex stock delivery contact

# LOWE ELECTRONICS


CHESTERFIELD ROAD, MATLOCK, DERBYS.  
0629-2430 - TELEX 377482






# Hilomast Ltd

**HILOMAST SYSTEMS**



**PNEUMATIC TELESCOPIC MASTS**



**HILOMAST LIMITED**

THE STREET HEYBRIDGE — MALDON  
 ESSEX CM9 7NB ENGLAND  
 Tel. MALDON (0621) 56480  
 TELEX NO. 995855

WW — 059 FOR FURTHER DETAILS

**CAMBRIDGE LEARNING ENTERPRISES**

**Self Instruction Courses**

**Microcomputers are coming - ride the wave! Learn to program.**


Millions of jobs are threatened but millions more will be created. Learn BASIC - the language of the small computer and the most easy-to-learn computer language in widespread use. Teach yourself with a course which takes you from complete ignorance step-by-step to real proficiency with a unique style of graded hints. In 60 straightforward lessons you will learn the five essentials of programming: problem definition, flowcharting, coding the program, debugging, clear documentation.



- Book 1** Computers and what they do well; READ, DATA, PRINT, powers, brackets, variable names; LET; errors; coding simple programs.
- Book 2** High and low level languages; flowcharting; functions; REM and documentation; INPUT, IF...THEN, GO TO; limitations of computers, problem definition.
- Book 3** Compilers and interpreters; loops, FOR...NEXT, RESTORE; debugging; arrays; bubble sorting; TAB.
- Book 4** Advanced BASIC; subroutines; string variables; files; complex programming; examples; glossary.

**Understand Digital Electronics**

Written for the student or enthusiast, this course is packed with information, diagrams and questions designed to lead you step-by-step through number systems and Boolean algebra to memories, counters and simple arithmetic circuits and finally to an understanding of the design and operation of calculators and computers.



- Book 1** Octal, hexadecimal and binary number systems; conversion between number systems; representation of negative numbers; complementary systems.
- Book 2** OR and AND functions; logic gates; NOT, exclusive-OR, NAND, NOR and exclusive-NOR functions; multiple input gates; truth tables; De Morgans Laws; canonical forms; logic conventions; karnaugh mapping; three state and wired logic.
- Book 3** Half adders and full adders; subtractors; serial and parallel adders; processors and ALU's; multiplication and division systems.
- Book 4** Flip flops; shift registers; asynchronous and synchronous counters; ring, Johnson and exclusive-OR feedback counters; ROMS and RAMS.
- Book 5** Structure of calculators; keyboard encoding; decoding display data; register systems; control unit; program ROM; address decoding.
- Book 6** CPU; memory organisation; character representation; program storage; address modes; input/output systems; program interrupts; interrupt priorities; programming, assemblers; computers; executive programs; operating systems.

**GUARANTEE - No risk to you**

If you are not completely satisfied your money will be refunded, without question, on return of the books in good condition.

Please send me:-

....**Computer Programming in BASIC (4 books) @ £7.50**

....**Design of Digital Systems (6 books) @ £11.50**

All prices include worldwide surface mailing costs (airmail extra)

IF YOUR ORDER EXCEEDS £15, DEDUCT £2

I enclose a cheque/PO payable to Cambridge Learning Enterprises for £.....

or please charge my Access/Barclaycard/Diners Club etc.

account no.....  
 Telephone orders from credit card holders accepted on 0480-67446 (AnsaFone). Overseas customers (inc Eire) send a bank draft in sterling drawn on a London bank, or quote credit card and number.

Name .....

Address .....

Cambridge Learning Enterprises, Unit 39, Rivermill Site, FREEPOST, St. Ives, Huntingdon, Cambs PE17 4BR England.



# Carston Electronics

specialists in second user test and measuring instruments

**AS NEW**

**EX STOCK DELIVERY**

**Oscilloscopes**

**TEKTRONIX 465**

DC-100MHz Dual Trace 5mV-5V/Div  
0.05µs-0.5s/Div Delayed T/B XY DC 4MHz **£1250**

**TEKTRONIX 475A**

DC-250MHz Dual Trace 5mV-5V/Div  
0.01µs-0.5s/Div Delayed T/B XY DC 3MHz **£1950**

**THESE INSTRUMENTS SOLD WITH ONE YEAR FULL GUARANTEE**

Prices from £

3209 Manual Entry Keyboard	120
3213 Push Button Display for Time or Measured Value of Selected Channel	180
3305 10 Channel I/P Card (Quantity as required) Price per 10 Channels	80
<b>FACIT</b>	
4070 Tape punch (ASC 11)	500
<b>CLARY</b>	
35/3220/3264 10 columns, 2 1/2" wide paper, 0.55 print cycle. Interface for 3240 only	190
<b>Distortion Systems</b>	
<b>RADFORD</b>	
DMS2 10 Hz-100 KHz meter	160
LD02 10 Hz-100 KHz Oscillator	160
<b>Function Generators</b>	
<b>ADVANCE</b>	
J4. 10 Hz-100 kHz. 10 V r.m.s. output Sine/Square Wave	175
<b>HEWLETT PACKARD</b>	
3310 0.0005 Hz-5 MHz. Multi-Mode. 10V/50Ω sine, square, triangular	250
<b>INTER-STATE ELECTRONICS</b>	
F51A Multi-Mode. + and - offset. 0.0005 Hz to 10 MHz. 10/15V/50Ω	250
F55A Multi-Mode, 0.0005 Hz-10 MHz. 10V/50Ω. Ext. VGC. Burst O/P up to 100k bursts/sec	350
<b>PHILIPS</b>	
PM5127. 0.1 Hz-1 MHz. Sine/Square/Triangular/Pulse outputs. External sweep facility 30Vp. p max output	325
<b>Logic Analysers</b>	
<b>HEWLETT PACKARD</b>	
1601L Logic state analyser 12 channel display	250
<b>Mains Monitors</b>	
<b>AMPROBE</b>	
LAV3X. Mains voltage recorder	30
<b>RUSTRAK</b>	
288 + CT Clamp-on AC recording ammeter	70
<b>Modulation Meters</b>	
<b>AIRMEC</b>	
210 1-300 MHz. AM/FM	150
409 3-1500 MHz. AM/FM	295
<b>MARCONI</b>	
TF2300A 1-1000 MHz. AM/FM	450
<b>Multimeters-</b>	
<b>Analogue</b>	
<b>AVO</b>	
8MKIII AC/DC V.AC/DC Amps. OHMS	60
<b>Oscilloscopes</b>	
<b>ADVANCE</b>	
OS1000A DC-20 MHz. dual trace	310
<b>DYNAMCO</b>	
D7100. DC-30 MHz. 2 channel delayed timebase. Sensitivity 10 mV	375
<b>HEWLETT PACKARD</b>	
1703A Storage 1000Div/ms. DC-35 MHz. Dual trace Mains/Ext DC	1200
1707B/020 DC-75 MHz. Dual trace. Dual Time Base.	700
1707B/012 As 1707B/020 with Internal Battery fitted	750
181A Storage 1000Div/ms DC-100 MHz Main frame only	650
<b>PHILIPS</b>	
PM3226. DC-15 MHz. dual trace. 2mV sensitivity	325
PM3233. DC-10 MHz. true dual beam 2mV sensitivity	425
PM3410. DC-1GHz. Sampling oscilloscope	950
<b>TEKTRONIX</b>	
535A/1A1. DC-15 MHz. dual trace 5mV sensitivity. Delayed timebase 556/1A1. True dual beam. DC-50 MHz. Can display 2 separate signals at different sweep rates. Includes trolley	700
545A/1A1. DC-30 MHz. dual trace. Delayed timebase	275

Prices from £

Prices from £

Prices from £

<b>Acoustic</b>	
<b>BRUEL &amp; KJAER</b>	
2203 Precision sound level meter	400
1613 Octave filter set couples directly to 2203 & 2204	250
<b>CEL</b>	
112 LEO meter digital readout	450
<b>Amplifiers</b>	
<b>MICRO MOVEMENTS</b>	
M1270 DC Amplifier 15mV-150V 2 and 10 channel rack systems available. Per channel.	50
<b>Attenuators</b>	
<b>MARCONI SANDERS</b>	
6593 VSWR Indicator. Batt/Mains	175
<b>STC</b>	
74600 3 decade units. 0-100dB atten. in steps of 0.1dB 75Ω impedance	25
<b>Bridges</b>	
<b>CINTEL</b>	
277 Measures iron core inductances 0.01H-1000H (with a Q value not less than 2)	130
<b>DAWE</b>	
210B Decade Capacitance box 0.1µF-1µF 0.1 µf step	20
<b>MARCONI</b>	
TF1313 Measures C/L/R with an accuracy better than ± 0.25%	425
TF1245 'Q' meter. Freq. range 1kHz-300MHz using external osc.	350
<b>WAYNE KERR</b>	
B221. Plus low impedance adaptor	
Q221. Measures L/C/R	225

B641. Measures L/C/R/G Accuracy of 0.1%	450
Q801. Y parameter test set. Plus transistor adaptor unit	230
<b>Cable Test Equipment</b>	
<b>MARCONI</b>	
TF2333 Transmission Test set	575
<b>HEWLETT PACKARD</b>	
3556A. For psophometric measurements from 20 Hz-20kHz. 0.1mV-30V input level	475
<b>NEC</b>	
TTS-37B. Noise, level and VU measurement. Sensitivity 180dBm up to +20dBm	275
<b>STC</b>	
74216A Noise Generator CCITT	240
74261A Psophometer CCITT	475
<b>WANDEL u. GOLTERMANN</b>	
DLM-1. Send/receive system for measuring phase jitter random noise and frequency shift on data transmission lines	1500
LDS-2. 200Hz-600kHz sender for measuring group delay and attenuation variations	3250
LDEF-2. Filters for DLM unit	250
<b>Counter Timers</b>	
<b>HEWLETT PACKARD</b>	
5300A/5303B DC-520 MHz 6 digits	210
5300A, Display Module. 6 Digits. 3 x 10 <sup>7</sup>	90
5300B, Display Module. 8 Digits. 2 x 10 <sup>8</sup>	140

5303A DC-50 MHz. 100mV sens. Time interval. Period. Ratio. Totalise.	75
5303B DC-520 MHz. (Plug-on) 125mV sens. 50Ω	120
5308A 0-75 MHz. Universal Module. 50mV sens. 1MΩ	100
5267A Time Interval Plug-in 10ns	120
<b>MARCONI</b>	
TF2414A DC-40MHz 7 digits	120
TF2416/8 DC-50MHz. 7 Digits. 10mV sens. Stab: 1 x 10 <sup>7</sup> /day. BCD O/P.	180
TF2416/2 As for 2416/8 without BCD. O/P	150
<b>RACAL</b>	
835. DC-15 MHz 6 digits Time interval/Period/Ratio	100
9024 10 Hz-600 MHz 7 + 1 digits	250
9835 DC-15 MHz 6 digits	100
9837 DC-80 MHz 6 digits	130
<b>S.E. LABORATORIES</b>	
SM202 DC-150MHz. 8 Digits. 50Mv. A, B, C. Input. Time Interval and Totalise	220
<b>Data Loggers</b>	
<b>SOLARTRON</b>	
3240/3301 Data Transfer Unit and 100 Channel Scanner with the following Main Units:	
3205 Universal Interface	
3210 Digital Clock	
3211 Controller	
3115 Scan Controller	
3238 Power Supply	
3221* Drive for Facit 4070 (ASC 11)	
3220* Drive for Clary Printer	
*Fitted as required	

1500 Depending on configuration





585A/82. DC-80 MHz. dual trace  
10 mV sensitivity 525

547/1A1. DC-50 MHz. dual trace  
DTB 525

547/1A4. DC-50 MHz. four trace  
DTB 625

7704A DC-200 MHz. CRT Readout.  
Mainframe for 4 Plug-in 1200

**TELEQUIPMENT**

D53. DC-15 MHz. dual trace  
10mV sensitivity 225

D53A. DC-25 MHz. dual trace.  
10mV sensitivity with C-2 plug-in  
D34 DC-15 MHz dual trace  
Batt/Mains Portable 250

**Oscilloscope Plug-ins**

**TEKTRONIX**

Type R. Transistor R.T. tester. Pulse  
rate 120 pulses/sec. R.T. Less than  
5  $\mu$ s 100

Type L. DC-20 MHz. 5mV sensitivity  
fast rise time amplifier 30

Type G. Differential amplifier. 100:1  
CMR DC-20 MHz. 50 mV sensitivity  
Plug-ins for 500 series 50

1A1 dual trace Plug-in DC-50 MHz 225

1A2 dual trace Plug-in DC-50 MHz 180

1A4 four trace Plug-in DC-50 MHz 375

1A5 Differential Plug-in 175

Z Differential Plug-in 140

81 Adaptor Plug-in 1A Series to 580  
Series 75

**TELEQUIPMENT**

DM64 Storage 250 Divs/ms.  
DC-10 MHz Dual trace. 400

D67 DC-25 MHz. Dual trace. Dual  
Time Base. TV sync. 325

D75 DC-50 MHz. Dual trace. Dual  
Time Base. 600

D83 DC-50 MHz. Dual trace. Large  
5 1/2" CRT. Dual Time Base 650

**Oscilloscopes (storage)**

**TEKTRONIX**

549/1A1. DC-30 MHz. 5mV  
sensitivity. Dual trace. Storage  
scope. Writing speed: 5cm/ $\mu$ s with  
enhancement. Includes trolley  
564/3A74/3B4. DC-2MHz, four  
channel. 20 mV sensitivity. Writing  
speed up to 500cm/ms 650

564B/3A6/2B67. DC-10 MHz. Dual  
trace 10mV sensitivity, split screen  
storage oscilloscope 750

**Phase Meter**

**DRANETZ**

301A 5 Hz-500 kHz. Z in 100k $\Omega$ .  
Accuracy  $\pm 1^\circ$  to  $\pm 2^\circ$ . Analogue  
O/P 400

**Power Meters**

**MARCONI SAUNDERS**

6460 10 MHz-40 GHz (Depending on  
Head) 300

6420 10 MHz-12.4 GHz 10mw 75

6421 10 MHz-12.4 GHz 100mw 75

6422 10 MHz-12.4 GHz 1mw 50

6428 26.5-40 GHz 10mw 50

**Power Supplies**

**APT**

TCU250. 0-50V, 0-2A. Current limit  
40

**KSM**

MV601. 0-60V, 1A. Constant voltage or  
current 40

**ROBAND**

T101. 50V. 1A. Variable 15

**SOLARTRON**

As 751. 50V. 1A. Variable 15

**STARTRONIC**

117. 20V. 0.5A. Variable twin 30

**Pulse Generators**

**DB ELECTRONICS**

150. I.C. pulse generator 50

**EH RESEARCH**

120D. 100 Hz-10 MHz 20V/50 $\Omega$   
RT 1ns 100

122. 1 KHz-200 MHz 5V/50 $\Omega$   
RT 12ns 220

139(L). 10Hz-50 MHz 10V/50 $\Omega$   
RT 5ns 175

1221. Timing Unit 6 Channel  
0-10 MHz 5V/50 $\Omega$  RT 8ns 50

G710. 5V/50 $\Omega$  30 Hz-50 MHz RT 5ns  
132AL. 50V/50 $\Omega$  5 Hz-3 MHz  
RT 12ns 175

**HEWLETT PACKARD**

214A 100V/50 $\Omega$ . Double pulse O/P.  
W50ns-10ms. 10 Hz-1 MHz. 15ns RT 350

**PHILIPS**

PM5705. 0.1 Hz-10 MHz. Typical RT  
6ns Output 1-15V 225

PM5776 3V/50 $\Omega$ . 1 Hz-100 Mz.  
Rise/fall Times less than 1ns. 275

**Recorders and Signal  
Conditioning Equipment**

**AMPEX**

PR2200 Instrumentation Recorder  
up to 16 channels. FM/DR. Record  
replay all speeds. 1" tape FM/DR  
I.R.I.G. DC-40 kHz FM. 100 Hz-  
300 kHz DR 6500

**BRUNO WOELKE**

ME102B. Wow and flutter meter 75

ME102C. Wow and flutter meter 90

**BRUEL & KJAER**

2305B Bench type. Mains operated.  
Log recording of AC: 2 Hz-200 kHz  
and DC.50 or 100mm paper width. 750

**CHESSEL**

301B 3 Pen Potentiometric. 1cm/s-  
1cm/6min. Ranges 25mV/10mV.  
12V DC power supply required. 250

**FERROGRAPH**

RTS2. Recorder test set, Wow and  
flutter etc. 275

**HEWLETT PACKARD**

680M. 5 inch. Stripchart Single Pen  
5mV-120V I/P 20cm/min 2.5 cm/Hr  
RACAL 295

Store 4. Uses 1/4 inch magnetic  
tape. Will record 4 F.M. channels.  
Operates at 7 different speeds. 1950

**SMITHS INDUSTRIES**

RE501.20 Single Pen 10mV-10V  
FSD. Battery Operated XY and Strip  
Chart 220

RE541.20 Single Pen. 0.5mV-100V  
FSD. 3-60cm/min and hour  
RE571.20 2 Pen. 200 $\mu$ V-100V FSD.  
8" Chart. 3-60cm/min and hour  
SOUTHERN INSTRUMENTS 525

RE501.20 Single Pen 10mV-10V  
FSD. Battery Operated XY and Strip  
Chart 220

M1330. 10 channel U.V. 5-2500  
mm/sec 325

Selection of Galvanometers  
available at £15.00 each.

**YOKOGAWA**

3046. 10 inch Chart Single Pen. 0.5  
mV-100 V/I/P. 2.60cm/min and/hr  
3047. 2 Pen Version of 3046 425

**Signal Sources and  
Generators**

**ADVANCE**

63B. FM/AM 5-200 MHz 130

**HEWLETT PACKARD**

200CD. 5 Hz-600 kHz O/P 10V RMS  
204D 5 Hz-1.2 MHz. 600 $\Omega$ . 80dB att.  
O/P 5V RMS 75

204D/001 As for 204D (Battery  
operated) 150

608E. 10-480 MHz AM 175

618C. 3.8-7.6 GHz FM 410

**MARCONI**

TF791. FM Deviation Meter  
4-1024 MHz 1600

TF801/D1. 10-470 MHz AM. FM. 255

TF995A/2. 1.5-220 MHz AM. FM. 350

TF995B/5. 2-220 MHz AM. FM. 475

TF2005A. Two tone 20 Hz-20 KHz 200

**PHILIPS**

PM5326. 100 kHz-125 MHz. Digital  
display of frequency. AM, FM. 525

Sweep facility for I.F. measurements  
PM6456. FM Stereo generator.  
RF output 100 MHz 175

**ROHDE & SCHWARZ**

SWOB 11. 0.5-1200 MHz. 50 $\Omega$   
850

**SCHAFFNER**

NSG101 Mains Interference  
Simulator. Superimposes Pulses on  
mains for testing immunity of  
equipment to interference. Pulse  
amplitude:  $\pm 800V$ . Rise Time 0.25 $\mu$ s.  
Width 50 & 200 $\mu$ s 300

NSG330 Ignition Interference  
Attachment 150

**TEXSCAN**

9900. 10-300 MHz. Sweep generator  
with CRT display 525

**Spectrum Analysers**

**NELSON ROSS**

011. DC-20 kHz. 80dB dynamic  
range. Dispersion: 100 Hz-6 kHz  
022. DC-100 kHz. Dynamic range  
60dB fits into various 500 series  
CRO's 350

**TEKTRONIX**

3L5. Plug-in unit fits into various  
500B series CRO's. 50 Hz-1 MHz.  
Greater than 60dB dynamic range  
1L20. Plug-in fits various 500 series  
CRO's 10 MHz-4.2 GHz. 40dB  
dynamic range 1000

**Sweep Generators**

**HEWLETT PACKARD**

8690B Mainframe. Int/Ext AM. Ext  
FM 600

8693B/100 3.7-8.3 GHz. 5mW. PIN  
levelled 'N' connectors 600

8699B/100 0.1-4 GHz. 6mW. (20mW  
to 2 GHz). PIN levelled. 'N'  
connectors 1200

**T.V. Test Equipment**

**PHILIPS**

PM5508B Pattern Generator. 625  
lines PAL. UK Systems 225

**Vibration**

**DAWE**

1461. CV(M) Portable Vibration  
Analyser Kit 350

**Voltmeters-Analogue**

**BRADLEY**

CT471C. AC/DC/ $\Omega$ /current  
multimeter and RF 75

**HEWLETT PACKARD**

427A. AC/DC/ $\Omega$  multimeter 275

3406A. 10 kHz-1.2 GHz 345

**LINSTEAD**

M2B. DC/AC 10 Hz-500 kHz 25

**MARCONI**

TF2603. AC voltmeter to 1.5 GHz  
PHILIPS 300

PM2454B 1mV-300V. 10 Hz-12 MHz  
Z in 19M $\Omega$ . DC O/P. 300

**Voltmeters-Digital**

**FARNELL**

DM131B. 1999 FSD AC/DC/ $\Omega$ /  
Current/Temperature 85

**FLUKE**

8000A 1999 FSD.  
AC/DC/OHMS/Current 115

**HEWLETT PACKARD**

34740A/34702A 9999  
FSD. AC/DC/OHMS 180

**SOLARTRON**

LM1420.2. 2300 FSD DC only 0.05%  
LM1420.2BA. 2300 FSD AC  
True RMS/DC 75

A200. 19999 FSD DC only 110

A203. 19999 FSD AC/DC/ $\Omega$ . 150

Sensitivity: 1 $\mu$ V DC, 10 $\mu$ V AC,  
100m $\Omega$  resistance) 300

A205. 19999 FSD AC/DC/ $\Omega$ . 300

A243. 119999 FSD AC/DC/ $\Omega$ .  
Sensitivity: (1 $\mu$ V DC, 10 $\mu$ V AC,  
10m $\Omega$  resistance) 325

7045. 19999 Auto AC/DC/ $\Omega$   
7050. 99999 Auto AC/DC/ $\Omega$   
250

**Wave Analysers**

**HEWLETT PACKARD**

302A. 20 Hz-50 kHz 75dB range 375

**MARCONI**

TF2330 20 Hz-50 kHz. Selective  
Range  $\pm 3.5$  to 80Hz. Dynamic  
range 75dB. 400

**WAYNE KERR**

A321 20 Hz-20 KHz Sens 75dB 125



# Carston

**Carston Electronics Limited**

Shirley House, 27 Camden Road, London NW1 9NR. Telex: 23920

Contact David Kennedy  
or Noel Jennings

**01-267 5311/2**

## Redundant Test Equipment

Why not turn your under-utilized  
test equipment into cash? Ring  
us and we'll make you an offer.

VAT charged at Standard Rate





**The world over-  
You get the  
best service  
from Haltron**

For high quality electronic valves, semiconductors and integrated circuits — and the speediest service — specify Haltron. It's the first choice of Governments and many other users throughout the world. Haltron product quality and reliability are clearly confirmed. The product range is very, very wide. And Haltron export expertise will surely meet your requirements. Wherever you are, get the best service. From Haltron.



Hall Electric Limited,  
Electron House,  
Cray Avenue, St. Mary Cray,  
Orpington, Kent BR5 3QJ.  
Telephone: Orpington 27099  
Telex: 896141



# Top value test equipment from TANDY

## LCD DIGITAL MULTIMETER.

Low-cost hand held digital multimeter with a full 3½ digit LCD display. 0.5% basic accuracy, auto polarity operation. 10 Mohm DC input impedance.

Reading to ± 1999.

**Scales:**  
**DC volts:** 1mV to 1000V (1% ± 1 digit accurate).  
**AC volts:** 1mV to 500V (1% ± 2 digits accurate).  
**DC current:** 1µA to 200mA (1% ± 1 digit accurate).  
**Resistance:** 10hm to 20 MOhms (1.5% ± 1 digit accurate).  
**Power source:** 9V battery or AC with optional adaptor.  
**Size:** 155 x 75 x 30 mm.  
 22-198

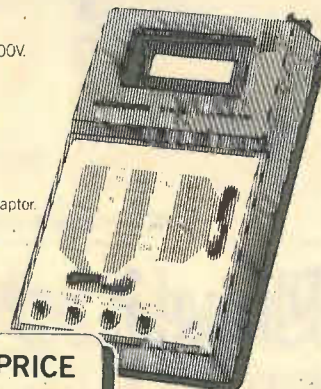


PRICE  
**53.19**

## LOW-COST LCD MULTIMETER COMPONENTS AND PARTS

A portable, compact sized multimeter with a full 3½ digit LCD display. Auto polarity operation, low battery indicator. 10 MOhm input impedance.

**Scales:**  
**DC volts:** 2 20 200 1000V.  
**AC volts:** 200 500V.  
**DC current:** 2 20 200mA.  
**Resistance:** 2 20 200 2000 KOHM.  
**Power source:** 9V battery or AC adaptor.  
**Size:** 37 x 85 x 130 mm.  
 22-197




PRICE  
**39.93**

CAT. No.	DESCRIPTION	PRICE
276-032	LED	4 for 69p
276-033	LED	2 for 48p
276-034	LED	2 for 59p
276-142	Infra Red Emitter Detector Pair	£1.37
277-1003	12V DC Automatic Digital Clock Module	£17.52
276-9110	6 pin edge connector for 277-1003	40p
276-1373	Power Transistor Mounting Hardware	50p
276-1363	1D 220 Heat Sink	60p
276-1364	TO 3 Heat Sink	81p

## AC/DC 8 MHz OSCILLOSCOPE

A new approved 8MHz version of last years' winner! The advance design features of this oscilloscope make it an absolute essential for industrial uses on production lines, in laboratories and schools. Ideal for radio and TV servicing, audio testing, etc.

**Specifications:**  
**Horizontal axis:** Deflection sensitivity better than 250mV DIV. **Vertical axis:** Deflection sensitivity better than 10mV DIV (10 DIV 6mm). Bandwidth: 0.8MHz. **Input impedance:** 1MOhm parallel capacitance 35pF. **Time base:** Sweep range: 10Hz - 100kHz (4 ranges). Synchronisation: Internal. **Size:** 200 x 155 x 300 mm. Supply: 220 240 50Hz. 22-9501.



PRICE  
**137.36**

You save because we design, manufacture, sell and service. Tandy have over 7,000 stores and dealerships worldwide. Over 2,500 products are made

specifically for or by Tandy at 16 factories around the world. The quality of our products has been achieved by over 60 years of continuous technological advancement.


KNOWN AS RADIO SHACK IN THE U.S.A. MAKERS OF THE WORLD'S BIGGEST SELLING MICROCOMPUTER TRS80

# TANDY

The largest electronics retailer in the world.

Offers subject to availability. Instant credit available in most cases.

OVER 170 STORES AND DEALERSHIPS NATIONWIDE.



## TANDY DEALER

Most items also available at Tandy Dealers. Look for this sign in your area.



Access, Bank of America and Visa are welcome.



# Businesses have been built on our ferrites.

## Ours included.

If you're a manufacturer, even the most inexpensive components must be checked out — or they'll let your product down. And it's particularly true of ferrites. Apex are the sole UK agents for one of America's largest ferrite manufacturers, Fair-Rite. Apex use Fair-Rite products in their own manufacture of wound components and know how good they are.

The range covers most shapes from torroidal and pot cores to E cores, shield beads and baluns.


Full data is available on request.

### The most useful kit in the business.

We've put together a kit of assorted ferrites that contains a versatile selection of ferrite cores that will enable designers of RFI suppression devices and wideband transformers to optimise circuits and approximate final designs very quickly.

A comprehensive data kit is included that contains impedance vs frequency curves, attenuation curves and wideband transformer design data.

It costs just £10.00 (cheque or company order).  
It's really too good to miss.



**Apex. Big enough to look after you. Properly.**

Apex Inductive Devices, 27 Abbey Industrial Estate, Mount Pleasant, Alpertons, Middx. Tel: 01-903 2944.

WW—031 FOR FURTHER DETAILS

## A Step Ahead in 3-Phase!

NEW from Anders. Panel-mounting ammeters and voltmeters with clear, precise digital display. No peering at dials.



- A single meter replaces three conventional meters and automatically steps to read each phase in turn.
- Rugged, reliable and accurate.
- Unique design—competitive with switchboard M.I. meters.
- Range includes single phase standard types and 'true RMS' versions.

Ask for further details on the new Contrology Range of DIGITAL Wattmeters, Voltmeters, Ammeters, Frequency Meters, Power Factor Meters and matching DC panel meters. Standard versions ex-stock.

## ANDERS MEANS METERS

Anders Electronics Ltd. 48-56 Bayham Place, London, NW1 0EU  
Tel: 01-387 9092 Telex: 27364

WW — 017 FOR FURTHER DETAILS



# AEL

Suppliers of

## Electronic Tubes Semiconductors

For use in Professional Equipment

Exceptionally wide range of  
spares for most equipment  
in use

Write for catalogues or just state  
your requirement to

# AEL

AERO ELECTRONICS (AEL) LIMITED  
GATWICK HOUSE, HORLEY, SURREY,  
ENGLAND RH6 9SU

Telephone: Horley (02934) 5353


Telex: 87116 (Aero G Horley)

Cables: Aero G Telex Horley



WW—041 FOR FURTHER DETAILS





## *We'll help you see infra-red and put you on target as well.*

As manufacturers of the widest range of broadband infra-red detectors in Europe we offer designers an extensive range of devices to suit virtually all their project requirements.

So, whether you're involved in infra-red detection for industrial, military or research applications in any of these fields, things are looking better for you:

- Gas analysis
- Laser detection and measurement
- Intruder and fire alarms
- Radiometry and spectroscopy

Plessey infra-red detectors feature a range of element materials: ceramic, lithium tantalate, triglycine sulphate; a choice of windows and filters for selecting spectral response and a choice

of electronics to give the required signal response.

And, if your need is for fast photovoltaic detectors for CO<sub>2</sub> laser range-finding applications, we can also offer lead tin telluride in the 10-11 micron region. High  $D^*(4 \times 10^{10} \text{ cmHz}^{\frac{1}{2}} \text{ W}^{-1} \lambda \mu\text{m}, 800, 1)$  bandwidth to 10MHz and beyond.

Whatever your requirements, ask for our latest catalogue to put you on target.

 **PLESSEY**

**Plessey Optoelectronics and Microwave Limited**  
Wood Burcote Way, Towcester, Northants, United Kingdom NN127JN.  
Telephone: (0327) 51871 Telex: 311442

**Plessey Optoelectronics and Microwave Limited**  
1641 Kaiser Avenue, Irving, California 92714, USA.  
Telephone: (714) 540 9934 TWX: 910 595 1930



# THINK OF A SHAPE



£ 500D — dual channel  
up to 500W / RMS per  
channel DC-20 KHZ

## Whatever it is, the **H||H** S' range of power amplifiers will handle it

The **H||H** 'S' range is designed to handle heavy industrial usage in the fields of vibrator driving, variable frequency power supplies and servo motor systems.

### **S 500D**

Dual Channel  
19" rack mount 3½" high  
500w r.m.s. into 2.5 ohms per channel  
900w r.m.s. in bridge mode  
DC-20 KHZ at full power  
0.005% harmonic distortion (typical) at  
300w r.m.s. into 4 ohms at 1 KHZ  
3KW dissipation from in-built force cooled  
dissipators

### **S 250D**

Single Channel  
19" rack mount 3½" high  
500w r.m.s. into 2.5 ohms  
Retro-convertible to dual channel  
DC-20 KHZ at full power  
Full short and open circuit protection  
Drives totally reactive loads with no  
adverse effects

A complete range of matching transformers and peripheral equipment for closed loop, constant current and voltage use are available.

Alternative input and output termination to order. Rack case for bench use built to specifications. For complete data write or call.



## Kirkham Electronics


MILL HALL, MILL LANE, PULHAM MARKET, DISS, NORFOLK IP21 4XL  
DIVISION OF K.R.S. LIMITED  
TELEPHONE (037 976) 639/594

FRANCHISED COMMERCIAL AND INDUSTRIAL AGENTS FOR **H||H** ELECTRONICS

WW 033 FOR FURTHER DETAILS




# Guess who builds this great



## Logic Probe...YOU! for only £11.92

With this easy-to-build Logic Probe Kit from CSC and just a few hours of easy assembly—thanks to our very descriptive step-by-step manual—you have a full performance logic probe.

With it, the logic level in a digital circuit indicated by light from the Hi or Lo LED; pulses as narrow as 300 nanoseconds are stretched into blinks of the Pulse LED, triggered from either leading edge. You'll be able to probe deeper into logic with the LPK-1, one of the better tools from CSC.



Complete, easy-to-follow instructions help make this a one-night project.

CONTINENTAL SPECIALTIES CORPORATION



C.S.C. (UK) Limited, Dept. 7Z  
Unit 1, Shire Hill Industrial Estate  
Saffron Walden, Essex. CB11 3AQ  
Telephone: Saffron Walden (0799) 21682  
Telex: 817477

CONTINENTAL SPECIALTIES CORPORATION DEPT. 7Z  
Unit 1, Shire Hill Industrial Estate, Saffron Walden, Essex.

Name \_\_\_\_\_

Address \_\_\_\_\_

Inc P&P and 15% VAT

**LPK-1 £14.86**

I enclose cheque/

PO for £ \_\_\_\_\_

FREE Catalogue


tick box

Phone your order with Access, Barclaycard or American Express Card No. \_\_\_\_\_ Expiry date \_\_\_\_\_

WW — 015 FOR FURTHER DETAILS

# Getting-or-got-your own personal computer?

## Then for your own personal satisfaction, get Practical Computing.



Month after month, it helps you cut the costs and yet get the utmost out of personal computing. Choosing hardware; buying software; writing programmes; getting to know microcomputer terminology — here are the essential basics, crisp and clear. But that's only the start. Going deeper Practical Computing gives you exhaustive test

evaluations of leading microcomputers; programmes for computer TV games; dozens of possible new applications; expert advice on using Apple, Commodore Pet and Tandy; and valuable overall reviews of where computing is heading today.

**This Month:**

A review of bulk storage devices. How to finance a micro business. Basic languages available for Nascom. Reviews: Nascom 2, Commodore Database, Superbrain. As part of a continuous programme we show you how to write the assembly language for the 6502 and 8080 ... and much, much more.


**April issue out now, 50p.**

**From your newsagent — or post this coupon now.**

To: Subscription Servicing, IPC Business Press Ltd., Oakfield House, Perrymount Road, Haywards Heath, West Sussex, RH16 2HD  
Please post me a copy of Practical Computing every month for a year. I enclose cheque/p.o. for £6 (inclusive) payable to IPC Business Press Ltd.

Name \_\_\_\_\_

Address \_\_\_\_\_



D.P.



# Britain's first comp

**A complete personal computer for a third of the price of a bare board.**

**Also available ready assembled for £99<sup>95</sup>**

## The Sinclair ZX80.

Until now, building your own computer could easily cost around £300 – and still leave you with only a bare board for your trouble.

The Sinclair ZX80 changes all that. For just £79.95 you get *everything* you need to build a personal computer at home... PCB, with IC sockets for all ICs; case; leads for direct connection to your own cassette recorder and black and white or colour television; everything!

And yet the ZX80 really is a complete, powerful, full-facility computer, matching or surpassing other personal computers on the market at several times the price. The ZX80 is programmed in BASIC, and you could use it to do quite literally anything from playing chess to running a power station.

The ZX80 is pleasantly straightforward to assemble, using a fine-tipped soldering iron. Once assembled, it immediately proves what a good job you've done. Connect it to your TV set... link it to an appropriate power source\*... and you're ready to go.


### Your ZX80 kit contains...

- Printed circuit board, with IC sockets for all ICs.
- Complete components set, including all ICs – all manufactured by selected world-leading suppliers.
- New rugged Sinclair keyboard, touch-sensitive, wipe-clean.
- Ready-moulded case.
- Leads and plugs for connection to domestic TV and cassette recorder. (Programs can be **SAVED** and **LOADED** on to any portable cassette recorder.)
- **FREE** course in BASIC programming and user manual.

### Optional extras

- Mains adaptor of 600 mA at 9 V DC nominal unregulated (available separately – see coupon).
- Additional memory expansion boards allowing up to 16K bytes RAM. (Extra RAM chips also available – see coupon.)

\*Use a 600 mA at 9 V DC nominal unregulated mains adaptor. Available from Sinclair if desired (see coupon).



### Two unique and valuable components of the Sinclair ZX80.

The Sinclair ZX80 is not just another personal computer. Quite apart from its exceptionally low price, the ZX80 has two uniquely advanced components: the Sinclair BASIC interpreter; and the Sinclair teach-yourself BASIC manual.

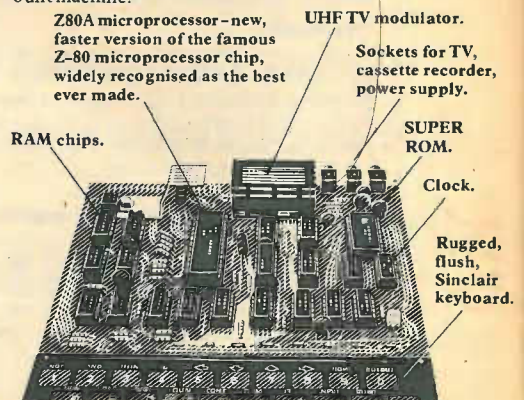
**The unique Sinclair BASIC interpreter...** offers remarkable programming advantages:

- **Unique 'one-touch' key word entry:** the ZX80 eliminates a great deal of tiresome typing. Key words (RUN, PRINT, LIST, etc.) have their own single-key entry.
- **Unique syntax check.** Only lines with correct syntax are accepted into programs. A cursor identifies errors immediately. This prevents entry of long and complicated programs with faults only discovered when you try to run them.
- **Excellent string-handling capability** – takes up to 26 string variables of any length. All strings can undergo all relational tests (e.g. comparison). The ZX80 also has string input-to-request a line of text when necessary. Strings do *not* need to be dimensioned.
- Up to 26 single dimension arrays.
- FOR/NEXT loops nested up to 26.
- Variable names of any length.
- BASIC language also handles full Boolean arithmetic, conditional expressions, etc.
- Exceptionally powerful edit facilities, allows modification of existing program lines.
- Randomise function, useful for games and secret codes, as well as more serious applications.
- Timer under program control.
- PEEK and POKE enable entry of machine code instructions,USR causes jump to a user's machine language sub-routine.

- High-resolution graphics with 22 standard graphic symbols.
- All characters printable in reverse under program control.
- Lines of unlimited length.


**... and the Sinclair teach-yourself BASIC manual.**

If the features of the Sinclair interpreter listed alongside mean little to you – don't worry. They're all explained in the specially-written 128-page book *free* with every kit! The book makes learning easy, exciting and enjoyable, and represents a complete course in BASIC programming – from first principles to complex programs. (Available separately – purchase price refunded if you buy a ZX80 later.) A hardware manual is also included with every kit or built machine.






# ete computer kit.



**£79<sup>95</sup>**  
 Including VAT.  
 Including post and packing.  
 Including all leads and components



**Fewer chips, compact design, volume production – more power per pound!**

The ZX80 owes its remarkable low price to its remarkable design: the whole system is packed on to fewer, newer, more powerful and advanced LSI chips. A single SUPER ROM, for instance, contains the BASIC interpreter, the character set, operating system, and monitor. And the ZX80's 1K byte RAM is roughly equivalent to 4K bytes in a conventional computer – typically storing 100 lines of BASIC. (Key words occupy only a single byte.)

The display shows 32 characters by 24 lines. And Benchmark tests show that the ZX80 is faster than all other personal computers. No other personal computer offers this unique combination of high capability and low price.

**The Sinclair ZX80. Kit: £79.95. Assembled: £99.95. Complete!**

The ZX80 kit costs a mere £79.95. Can't wait to have a ZX80 up and running? No problem! It's also available, ready assembled, for only £99.95.

Whether you choose the kit or the ready-made, you can be sure of world-famous Sinclair technology – and years of satisfying use. (Science of Cambridge Ltd is one of the Sinclair companies owned and run by Clive Sinclair.)

To order, complete the coupon, and post to Science of Cambridge for delivery within 28 days. Return as received within 14 days for full money refund if not completely satisfied.

**sinclair ZX80**

**Science of Cambridge Ltd**  
 6 Kings Parade, Cambridge, Cambs., CB2 1SN.  
 Tel: 0223 311488.

**Order Form**

To: Science of Cambridge Ltd, 6 Kings Parade, Cambridge, Cambs., CB2 1SN. Remember: all prices shown include VAT, postage and packing. No hidden extras.

Please send me:

Quantity	Item	Item price	Total
	Sinclair ZX80 Personal Computer kit(s). Price includes ZX80 BASIC manual, excludes mains adaptor.	79.95	
	Ready-assembled Sinclair ZX80 Personal Computer(s). Price includes ZX80 BASIC manual, excludes mains adaptor.	99.95	
	Mains Adaptor(s) (600 mA at 9 V DC nominal unregulated).	8.95	
	Memory Expansion Board(s) (each one takes up to 3K bytes).	12.00	
	RAM Memory chips – standard 1K bytes capacity.	16.00	
	Sinclair ZX80 Manual(s) (manual free with every ZX80 kit or ready-made computer).	5.00	
	<b>TOTAL</b>		£

NB. Your Sinclair ZX80 may qualify as a business expense.

I enclose a cheque/postal order payable to Science of Cambridge Ltd for £

Please print Name: Mr/Mrs/Miss


Address



# AT LAST THE ULTIMATE IN TONE CONTROL IS HERE!

When we decided to design a graphic equaliser to end all graphic equalisers – we had no idea exactly how long it would take. Not just to give more facilities than all the others – that wasn't too difficult for us – but to outperform all the competition and at a reasonable price – took a little longer than we expected.

To our overseas agents and all our customers who have been so patient – we think it has been worth the wait.



- 2 stereo bands of 30 faders with centre click stops giving 20dB of control
- ISO centre frequencies giving a total range of 21hz - 21khz in 1/3 octaves
- Level control giving up to 20dB of gain
- Hi & Lo pass filters at each end for rumble, subsonic and supersonic rejection
- Terminations in balanced XLR and unbalanced Jack connectors
- 60 precision inductors for maximum curve performance and minimum noise
- 'Uniloop' feedback design for minimum distortion
- 5 1/4" high rack mounting or free standing for 110-240 volt operation
- All this and more for around £630 – £315 per channel and that's worth waiting for too

## COURT ACOUSTICS LTD

35/39 Britannia Row London N1 8QH Tel: 01-359 0956 Telex: 268279 BRITRO G

WW — 023 FOR FURTHER DETAILS

### OLSON

### PORTABLE MAINS DISTRIBUTION — NEW WITH CIRCUIT BREAKERS



**New!  
Slim Jim**


Dim. 1 3/4" x 2 1/2" x 18 3/4"  
£13.50 P&P £1 + VAT



Fitted with M.K. 20 amp C.B. — 13/A5 SW.CB £29.50 + post £1 + VAT



3 1/2" x 19" Rack Mounting Type 13A/4SW/R £18.50 P&P £1 + VAT



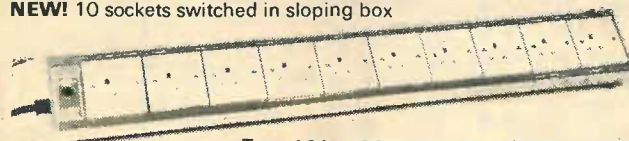
10 amp CB. — 13A/4 SW.CB  
£25.95 + post £1 + VAT  
TR6 — 6 sockets switched £23.65



4 feet LG. 30 amp total load Instant Trunking System for Wall or Bench Mounting

TR9 — 9 sockets switched £28  
Plus P&P £2 + VAT

NEW! 10 sockets switched in sloping box



Type 13A/10SW £29.25. P&P £2 + VAT



COMPLETE WITH 6FT. CABLE  
AND 13-AMP FUSED PLUG

- 4 sockets 13A ..... £14.00
- 6 sockets 13A ..... £16.50
- 4 sockets 13A switched £15.95
- 6 sockets 13A switched £18.45
- + Post £1 + VAT



ALL DISTRIBUTION PANELS ARE FITTED WITH MK SOCKETS & PLUG  
Send for details of complete range



### MAINS ISOLATING UNIT

The Olson mains isolating unit is an essential bench item for safety when testing and repairing mains-operated equipment. The isolating transformer has an earthed screen and is rated 250VA.

£38 + P&P £2 + VAT

OLSON ELECTRONICS LTD., FACTORY NO. 8, 5-7 LONG ST., LONDON E2 8HJ  
TEL. 01-739 2343

WW—075 FOR FURTHER DETAILS



# “HOW CAN I BE SURE OF BUYING THE RIGHT VIDEO?”

It's easy to make mistakes when buying video equipment.

Buy the cheapest and you may soon find that it can't meet the varying needs of all the people (in marketing, management, training and security, for example) who will want to use it.

Buy the most expensive and you could literally waste thousands on features never used.

Forget compatibility and the future and you could find yourself spending more money on extra equipment – or discarding equipment you've just bought.

### WIDE CHOICE. GOOD ADVICE.

Through our network of Video Centres, we at Bell & Howell distribute one of the largest video ranges in the U.K. This means that we can offer well-founded advice about the many options and thus help you avoid investing in mistakes. So talk to us before buying video. Ask us “What's right for me?”

We answer that question by first helping you to define how you're going to use a video system.

We pose the questions buyers often forget to ask (and sellers sometimes ignore). Who will use it? When? And where? Is colour necessary? Do you want to edit your own programmes? Will you use tapes

from libraries or other companies? Will you want a lot of duplicate tapes?

From your answers we can build up a video package to meet your exact needs. It could be a simple monochrome camera with a VHS video recorder. Or a sophisticated three-tube colour camera with portable recorder, monitor and electronic editing suite. Whatever it is, we make this promise.

If you don't need something, we'll tell you so. If you do need it, we can supply it – all the way to a total video system which, because it has been tailored to your individual needs, will be right for you.

### AND SUPERSHIELD.

No matter what you buy from the Bell & Howell video range, our unique Supershield warranty will guarantee you free adjustments, repairs or replacements (except for tapes and tubes) for two years after purchase. And if the job can't be done on the spot, we'll provide transport to and from a specially equipped Supershield video workshop.


Like our practical advice, that's also free. Because we believe Service starts before a sale and continues long, long after.



## Let Bell & Howell show you the answer.

To Pieter Glas, Bell & Howell A-V Ltd., Freepost, Wembley, Middlesex HA0 1BR.  
I'd like to discuss video with Bell & Howell.

Name \_\_\_\_\_  
 Organisation \_\_\_\_\_  
 Address \_\_\_\_\_




JVC CAMERAS. JVC RECORDERS. JVC STUDIO EQUIPMENT. JVC MONITORS. ELECTROHOME MONITORS. FUJI VIDEO TAPES.

WW4

WW — 083 FOR FURTHER DETAILS



Cushman



Compact, versatile field service monitors for two-way radio maintenance

CE-50A: FM/AM Field Service Monitor  
CE-50A-1: FM/AM Field Service-Spectrum Monitor

Exclusive representative:

**Aspen Electronics Limited**

Communications Equipment and Components

2 Kildare Close, Eastcote, Ruislip, Middlesex HA4 9UR

Telephone: 01-868 1188

Telex: 8812727

SEE US AT STAND  
2E06  
COMMS '80

WW — 082 FOR FURTHER DETAILS

QUALITY REEL TO REEL & CASSETTE TAPE HEADS + MECHANISMS



**C2000**

REMOTE OPERATION TAPE TRANSPORT MECHANISM FOR DIGITAL OR AUDIO.

THIS BRITISH MADE CASSETTE TRANSPORT HAS GIVEN INDUSTRY A GREAT COST SAVINGS OVER COMPARABLE FOREIGN IMPORTS AND IS NOW BEING MADE GENERALLY AVAILABLE.

CAN BE SUPPLIED WITH TAPE FAIL/ END DETECTION, SEARCH, AND FAST ERASE. SOLENOID CONTROL PROVIDES FULLY REMOTE OPERATION.

WRITE NOW FOR FULL DETAILS  
BASIC PRICE £60.30 INC. VAT.

POPULAR UNIVERSAL CASSETTE TAPE HEADS

B12-01 Mono Playback.....£1.89	C42RPH04 Stereo GLASS FERRITE R/P.....£11.60
B12-02 Mono Record/Playback.....£4.02	C42RPS18 Stereo TWIN GAP R+P.....£25.21
B24-01 Stereo Playback.....£3.30	E12-09 Mono/stereo erase.....£ 1.85
B24-02 Stereo Record/Plbk.....£6.66	B22-02 Twin 1/2 track R/P.....£ 5.97
B24-07 Stereo R/P, (Dolby Stsm).....£7.87	C44RPH03 Quad 1/4 track R/P.....£13.17
C42RPH20 Stereo SENDUST R/P.....£9.28	C44RP2ES01 Quad 1/4 track combined R/P + Erase.....£26.45
C42RP1ES01 Stereo combined R/P + Erase.....£10.93	C22ES02 Twin half track erase.....£ 4.72

SEND FOR OUR FULL CATALOGUE 25p.

**MONOLITH**

THE MONOLITH ELECTRONICS CO. LTD.  
7/7 CHURCH ST., CREWKERNE, SOMERSET, ENGLAND. (0460) 74321

PLEASE ENCLOSE 30p P&P WITH ORDER

ALL PRICES INCLUDE VAT



**TAKE A DAY OFF**

R & D Effort, Production Holdups, Machine down time etc. by securing your copy of the

**VEROSPEED**

fully priced catalogue of stocked components from

**VEROSPEED**

Barton Park Industrial Estate, Eastleigh, Hampshire SO5 5RR  
Tel: (0703) 618525

WW — 065 FOR FURTHER DETAILS



# 20Hz to 100MHz - £77.55

(+ VAT 15% & P & P. £90.91) Export + 10%



Actual Size

It's an incredible price for a very credible frequency counter . . . Continental's MAX-100.

It comes to you from a major American corporation and has one operating range, and one only: 20Hz to 100MHz, minimum. (Guaranteed.)

So we've pensioned off the range selector, and fitted the sharpest of LED displays. (Sheer brilliance.)

We've also designed the MAX-100 around the latest in LSI technology; and built-in high sensitivity, with a 30mV trigger level; protection against high transients; and an outstanding accuracy of 3ppm. (What performance!)

But, most importantly, the MAX-100 is totally automatic — and available now. In fact, you could have one tomorrow.

Hesitating? Just take a look at the spec. Then, if you're ready to order immediately, call us on (0799) 21682. And

WW — 014 FOR FURTHER DETAILS

your MAX-100 could be on its way, today! (Continental are great performers, too.)

For data, please use our enquiry number.

**Specification** \* Frequency range 20Hz to 100MHz \* Input impedance 1 megohm shunted by 56pF \* Sensitivity 30mV to 300mV r.m.s., from 20Hz to 100MHz \* Timebase accuracy 3ppm \* Temperature stability 0.2ppm per °C \* Max. ageing rate 10ppm per year \* Overfrequency indication \* Low battery power alarm \* Operates from a.c. mains, dry or rechargeable cells, or 12Vd.c. auto battery \* Dimensions 45 x 187 x 143 mm. \* Options: 12V auto. cigar lighter adaptor; battery eliminator/charger; r.f. antenna; low-loss r.f. tap; and carrying case.

**Quality. At a low, low, price.**



C.S.C. (UK) Limited,  
Dept. 7D Unit 1,  
Shire Hill Industrial Estate,  
Saffron Walden, Essex, CB11 3AQ  
Tel: Saffron Walden (0799) 21682  
Telex: 817477.

# Think of KGM as your monitor production line...



See  
how big  
names pass  
their video  
display  
headaches  
to us!

Use CRT displays in your systems or equipment? Then it's well worth getting to know the KGM resources. We can take both design and production problems onto our own experienced shoulders. Far better than struggling with complex video concepts yourself! For a quick scan of KGM capability, look through our new colour folder — featuring some of the units we have produced for major customers. Some are based on our standard monitor range — but even these come with a choice of thick film modules or discrete components, for maximum 'tailor-made' flexibility. And today our technology extends to complete keyboard and micro-processor units. If you're ready to talk monitors now, ring our Sales Applications Engineer. Or start with one of those folders.

**KGM Electronics Limited**  
Clock Tower Road, Isleworth, Middlesex TW7 6DU.  
Tel: 01-568 0151. Telex: 934 120

**KGM ELECTRONICS LIMITED**

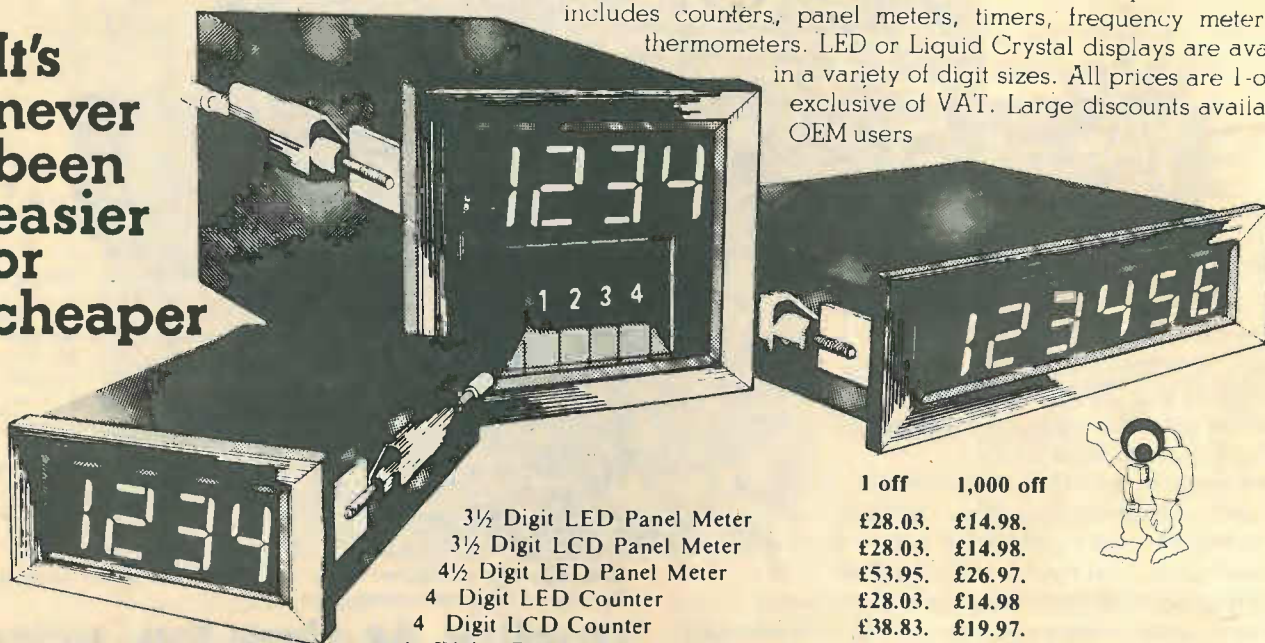
WW — 086 FOR FURTHER DETAILS



# ..GO DIGITAL IN 1980..

Lascar's new range of DIN-Cased Digital Display Products are low-cost, compact alternatives to electro-mechanical products. They give high levels of accuracy and enhance the appearance of any instrument or panel. The range includes counters, panel meters, timers, frequency meters and thermometers. LED or Liquid Crystal displays are available in a variety of digit sizes. All prices are 1-off and exclusive of VAT. Large discounts available to OEM users

**It's  
never  
been  
easier  
or  
cheaper**



3 1/2 Digit LED Panel Meter	£28.03.	£14.98.
3 1/2 Digit LCD Panel Meter	£28.03.	£14.98.
4 1/2 Digit LED Panel Meter	£53.95.	£26.97.
4 Digit LED Counter	£28.03.	£14.98.
4 Digit LCD Counter	£38.83.	£19.97.
6 Digit LED Counter	£37.75.	£19.48.
8 Digit LED Universal Counter-Timer	£48.55.	£24.48.

1 off    1,000 off




**Lascar  
Electronics**



UNIT 1, THOMASIN ROAD, BURNT MILLS INDUSTRIAL ESTATE,  
BASILDON, ESSEX SS13 1LH TEL: BASILDON (0268) 727383

WW-076 FOR FURTHER DETAILS

## 50+ CASES FOR SPECIALISTS referred by JENSEN



### JTK 16

Designed for the professional electronic technician requiring a complete set of tools in a compact package

50 professional tools. VOM Test meter optional.  
Also available with metric tools (JTK 16mm).

See these cases together with more than 20 other complete specialist tool kits and a complete range of over 30 empty cases in the Jensen catalogue available on request from:

**Special Products Distributors Limited**  
81 Piccadilly, London W1V 0HL

Tel. 01-629 9556    Cables: Specipro, London, W.1

WW - 055 FOR FURTHER DETAILS

### JTK 17

Available in 12 different case modifications. Specially suited for maintenance of electronic equipment, communications, radar, computers and office machines. 57 top quality tools. VOM Test Meter optional. Deluxe attache case of hardwood construction, llama grain covering and solid brass fittings. Metric conversion kit available.



## Recognise me?



If you do  
you should know  
your  
authorised

### Avo Sales and Service Centre

Quick turn round on estimates/repairs

Large stocks of new AVOMETERS



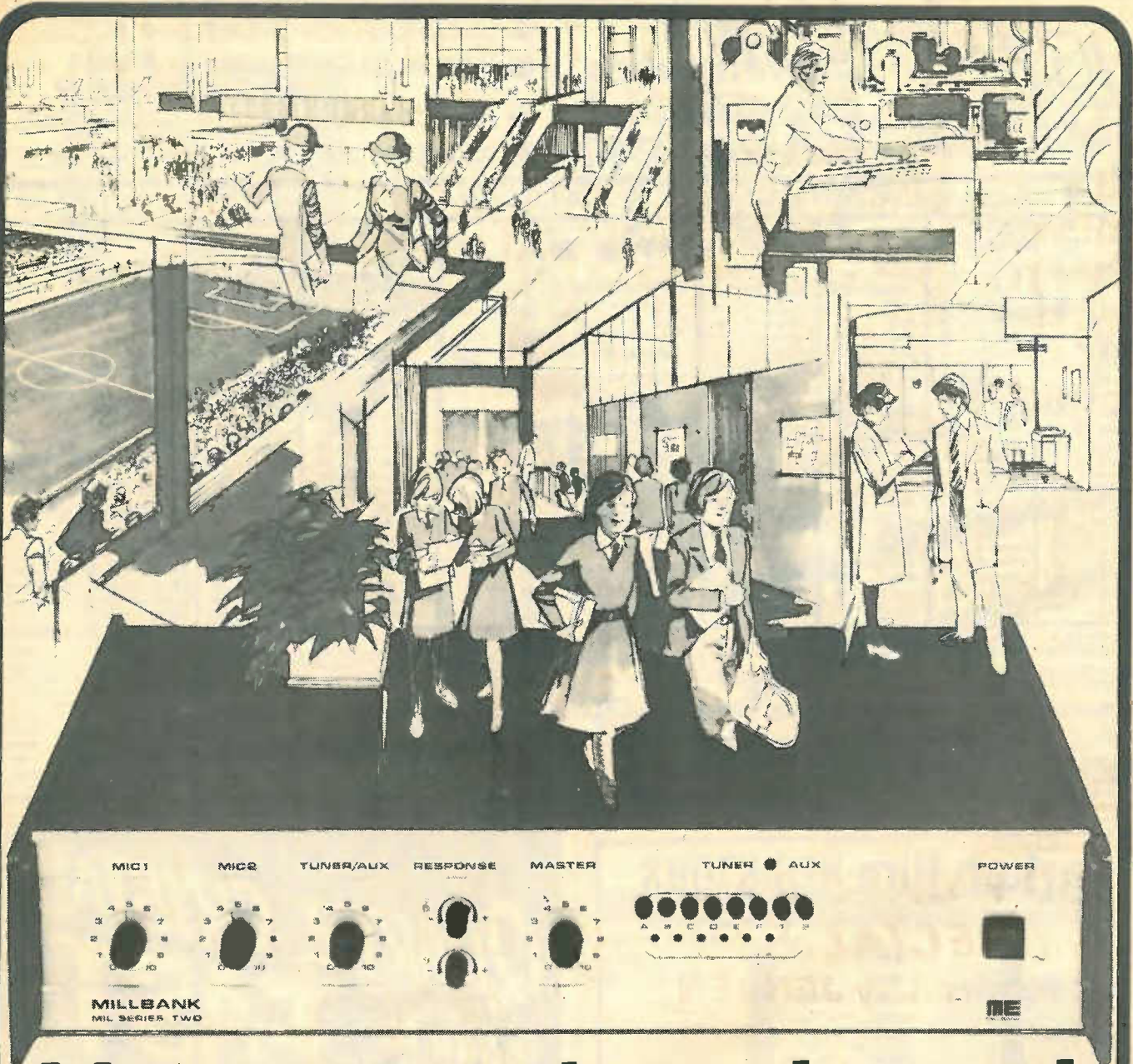
**Farnell International**

Farnell International Instruments Ltd.,  
Sandbeck Way, Wetherby West Yorkshire LS22 4DH

Tel 0937 63541 Telex 557294 Farist G

WW-070 FOR FURTHER DETAILS





# Your attention please!

MIL series amplifiers are designed and priced for installations in a wide range of applications including churches, schools, restaurants, factories, shops and offices.

Each amplifier is available with input facilities for microphones and music sources; six programme push button AM tuners or FM

tuners and preannouncement chimes are available options.

One model incorporates automatic switching to a battery supply in the event of a power failure.

Such a versatile system can confidently satisfy your exact requirements.

Please tick as required.

For further information on this product

Complete range of sound equipment



Name \_\_\_\_\_

Position \_\_\_\_\_

Attach this coupon to your letter heading and send to:

MILLBANK ELECTRONICS GROUP LIMITED, MARKETING SERVICES UNIT,  
P.O. BOX 33, UCKFIELD, SUSSEX. ENGLAND.





**Freepost  
Birmingham  
B19 1BR  
021-233-2400**

- FREEPOST ON ORDERS
- VAT INCLUSIVE PRICES
- ADD 30p P&P
- 24 HR PHONE ANSWERING SERVICE
- ACCESS
- VISA
- CASH
- CHEQUE

\*PLEASE SEND AN S.A.E. FOR DETAILS OF OUR KITS ( INCLUDES A TELETEXT KIT AT £192.90 )\*

1N752A 15	2N2913 175	2N5458 32	BC309 9	BTW48-1000 938	MPS6519 16	CA3011 105	NE567 154
1N827 73	2N2918 193	2N5492 44	BC327 10	BU140 58	OA47 9	CA3018 86	NE592K 161
1N935 24	2N3340 17	2N6258 291	BC328 11	BUY69A 264	OA90 6	CA3020 219	RC702T 65
1N936 31	2N3703 12	40348 126	BC337 10	BY126 11	OA200 9	CA3028A 103	SN7524J 64
1N4003 6	2N3706 11	40391 153	BC338 10	BY127 13	OA202 10	CA3048 258	TCA730 430
1N4005 6	2N3707 13	40408 92	BC478 14	BY164 56	OA210 6	CA3089E 193	TDA1008 303
1N4006 8	2N3708 8	40487 94	BC559 10	BY179 72	OAP12 128	CA3189E 271	TDA1028 345
1N4009 6	2N3709 9	40872 106	BCY34A 92	BY206 22	OC45 20	CA3189E 271	TDA2581 271
1N4149 6	2N3771 125	AAZ13 6	BCY40 61	BY227M 42	OC203 299	LM109H 65	TDA2640 255
1N4150 6	2N3866 48	AC178 24	BCY72 13	BYX10 17	OC204 299	LM118H 52	709CN 27
1N4153 6	2N3903 9	AC188 22	BD121 93	BYX20-200 172	OC205 322	LM308 55	710CN 27
1N5404 15	2N3905 10	ACY41 70	BD132 45	BYX20-200R 172	OC206 322	LM309H 85	747CN 46
2N929 21	2N3906 10	AD149 87	BD135 32	BYX40-800 207	TIP29A 32	LM318 230	711CN 27
2N1889 17	2N3962 56	AF124 30	BD136 34	BYX40-1000 269	TIP29C 44	LM319 213	747CN 46
2N1893 28	2N4126 15	AF139 38	BD137 34	BYX48-600 69	TIP30A 38	LM324 34	7805K 100
2N2222 17	2N4347 123	ASZ28 82	BD138 35	BYX48-1200 23	TIP31B 45	LM380N-8 95	74138 59
2N2297 35	2N4401 9	ASZ21 181	BD157 45	BYX52-900R 224	TIP31C 52	MC1496N 73	
2N2369A 14	2N4403 9	BAX13 5	BD160 181	BYX70-100 14	TIP32A 44	MC1545L 66	
2N2894 47	2N4416 53	BAV38 23	BD438 38	BZV70 14	TIP32C 53	MC14410 720	
2N2904 21	2N4427 206	BB110G 60	BDY62 70	CV7043 11	TIP41A 55	MC14412 1549	
2N2904A 23	2N4856 122	BC178 15	BDY97 181	CV7114 11	TIP42A 57	MC14451 321	
2N2905 23	2N4858 94	BC183 10	BDY98 170	MJE340 48	VZ120H 11	NE536T 253	
2N2905A 25	2N4860 100	BC183L 10	BF115 23	MJE370 55	W0-04 36	NE540L 213	
2N2906 18	2N5294 35	BC184L 10	BF257 25	MJE520 46	W0-08 52	NE560 356	
2N2907 21	2N5415 53	BC213 10	BF258 26	MM4002 13	ZC2013 58	NE561 356	
2N2907A 23	2N5416 94	BC213L 10	BF259 29	BTW48-200R 297	ZD50X 115	NE562 381	
				BTW48-800 771		NE565 92	

**THE SALE**

IF ANY ITEM IN THIS SECTION IS ADVERTISED FOR LESS ELSEWHERE IN THIS MAGAZINE, QUOTE THE PAGE NUMBER AND PRICE, AND THAT PRICE WILL RULE (WHILST STOCKS LAST ONLY).

BF898 58	BSY39A 16
BF521 225	BSY41 16
BFW89 17	BSV79 7
BFX12 29	BSW66 58
BFX13 27	BSW67 101
BFX84 24	BT123 58
BFX87 24	BT139-500 154
BFX88 23	BTW37-600 164
BFX93 20	BTW37-800 174
BFY53 20	BTW37-1000 211
BFY90 80	BTW37-1200 264
BSW69 20	BTW40-200R 297
BSX88 21	BTW48-800 771

BYX40-1000 269	BYX48-600 69	BYX48-1200 23	BYX52-900R 224	BYX70-100 14	BZV70 14	CV7043 11	CV7114 11	MJE340 48	MJE370 55	MJE520 46	MM4002 13	MPS6515 16
----------------	--------------	---------------	----------------	--------------	----------	-----------	-----------	-----------	-----------	-----------	-----------	------------

CA3011 105	CA3018 86	CA3020 219	CA3028A 103	CA3048 258	CA3089E 193	CA3189E 271	LM109H 65	LM118H 52	LM308 55	LM309H 85	LM318 230	LM319 213	LM324 34	LM380N-8 95	MC1496N 73	MC1545L 66	MC14410 720	MC14412 1549	MC14451 321	NE536T 253	NE540L 213	NE560 356	NE561 356	NE562 381	NE565 92
------------	-----------	------------	-------------	------------	-------------	-------------	-----------	-----------	----------	-----------	-----------	-----------	----------	-------------	------------	------------	-------------	--------------	-------------	------------	------------	-----------	-----------	-----------	----------

Being a division of an industrial distributor we have access to about £½ million in stock. Please ring us with your requirements.

**PRINTED CIRCUIT WORK - HOLDER**  
Adjustable up to a maximum board size of 160 x 180mm and complete **£15.00** with a foam lined retention pad to firmly hold components whilst soldering

Stereo Headphone 4-16ohm, c/w Coiled lead and Jack plug	3 50
Dalo Pen 33PC	70
BIM 6005 Orange Slope Front Console (143 x 105 x 55.5(31.5)mm)	1 96
BIM 6006 " " " " (143 x 170 x 55.5(31.5)mm)	2 59
BIM 6007 " " " " (214 x 170 x 82.0(31.5)mm)	3 58
BIM 8005 Orange Slope Front Case (169 x 127 x 70(45)mm)	3 58
Vero Flip Top Box Small (202-21319D/75-3018C)	1 90
Vero " " " Large (202-21319J/75-3019J)	2 50
Vero Keyboard Console (Vacuum Formed) (202-21389C/75-2867G)	8 00

WW — 051 FOR FURTHER DETAILS

**carbon film RESISTORS**  
PRICES REDUCED. SEND FOR DETAILS NOW

**Z & I AERO SERVICES LTD.**  
42-45A Westbourne Grove  
London W2 5SF  
Tel. 01-727 5641 Telex 261306

WW—008 FOR FURTHER DETAILS


**QUARTZ CRYSTALS**  
made to your spec. **FAST!**  
MOD & CAA APPROVED

**AEL AEL CRYSTALS LTD**  
GATWICK HOUSE, HORLEY, SURREY, ENGLAND RH6 9SU  
Telephone: Horley (02934) 5353 Telex: 87116 (Aerocon Horley)  
Cables: Aerocon Telex Horley

WW — 057 FOR FURTHER DETAILS

**REGUN TV TUBES**

with EDICRON ELECTRON ASSEMBLIES



- Monochrome or colour
- Standard, quick heat, delta or inline
- Wide range of neck sizes and heater ratings
- Predictable in use and performance
- High tolerance on insert procedure
- High conversion rate on ageing
- Long service life
- Neck glass, tube bases, equipment and accessories also supplied

For full details contact :


**EDICRON LTD.**  
Redan House, 1 Redan Place, London W2 4SA.  
Tel: 01-221 4717 Telex: 265531 Edicrn G

WW—042 FOR FURTHER DETAILS



**SOFTY** Software Development System

**EX-STOCK**



**MICROSYSTEM DEVELOPMENT USING SOFTY**

SOFTY is intended for the development of programs which will eventually become software residing in ROM and forming part of a microsystem. During the development stage of a microsystem, SOFTY will be connected in place of the firmware ROM via a ribbon cable, terminated in a 24 pin DIL plug. Data may be entered into the SOFTY RAM via the serial port, parallel port, direct memory access, or the keypad, and manipulated using the assembler key-functions. When the program has been entered, the internal microprocessor can be 'turned off', and the external microsystem and its resident microprocessor allowed to access and run the program in SOFTY's RAM and/or programming socket. In this way modification can be made until the required program is complete — the contents of the RAM being clearly visible as a 'page' on TV or monitor. 4 pages are available, 2 of the Data RAM an 2 of the programming socket.

In the end, when the program is complete and working, the DIL plug is removed and replaced by an EPROM device programmed by SOFTY. SOFTY is able to program the 2704/2708/2716 family which have 3 voltage rails — we supply with each SOFTY details of a simple modification which allows SOFTY to program the single rail 2716/2732, etc.

(If you want to program EPROMs/PROMs other than the 2704/2708/2716 family, we may be able to help you — our range of add-on Programming Modules is currently under development.)

To help in the process of program development SOFTY has various assembler key-functions, which include — block shift without overwriting, block store, cursor control, match byte and displacement calculations (for jumps, etc.) A high speed cassette interface is also provided for storing working programs and useful subroutines. Software is supplied for serial data transfers — which means that you can write an assembler for your favourite MPU in BASIC on your Superboard, UK101, NASCOM, etc. and transfer the hex code directly to EPROM via SOFTY. The serial transfer program runs in the scratchpad and can be easily loaded from cassette, or the programming socket. Besides software development and EPROM programming, SOFTY has other uses — as a training aid, or as a control computer in its own right, with up to 2K bytes firmware, 1K of RAM, 22 I/O ports and Direct Memory Access.

SOFTY Kit-of-parts (including zero insertion force socket for EPROM programmer, ribbon cable and 24 pin D.I.L. header plug for connection to the system under development).

Price £115 (inc. VAT, p&p).  
SOFTY power supply kit £23 (inc. VAT, p&p)  
SOFTY built and tested £138 (inc. VAT, p&p)  
Write or telephone for full details

**MODEL 14 EPROM ERASERS**

**EX-STOCK**



**MODEL UV141 EPROM ERASER**

- Fast erase times (typically 20 minutes for 2708 EPROM)
- 14 EPROM capacity
- Built-in 5 to 50 minute timer to cater for all EPROMs
- Safety interlocked to prevent eye and skin damage
- Convenient slide-tray loading of devices
- MAINS and ERASE indicators
- Rugged construction
- Priced at only £89.70 (inc. VAT, p&p)

**MODEL UV140 EPROM ERASER**

Similar to Model UV141 but without timer  
Low price at only £70.73 (inc. VAT, p&p).

WRITE OR TELEPHONE FOR FULL DETAILS OR SEND CHEQUES/OFFICIAL COMPANY ORDERS TO:

**GP Industrial Electronics Limited**

(Retail Sales), Skardon Place, North Hill, Plymouth  
PL4 8HA. Telephone: Plymouth (0752) 28627  
TRADE AND EXPORT ENQUIRIES WELCOME

WW—040 FOR FURTHER DETAILS

**thandar**  
**High Quality,**  
**Low Cost!**

**SC110 Single-Trace Portable Oscilloscope.**

10 MHz band width;  
10 mV/div sensitivity.  
£139.00  
+ £20.85 VAT

**NEW**




**DM 350**  
**3 1/2 Digit**  
**Multimeter.**

34 ranges;  
0.1% basic accuracy.  
£72.50 + £10.88 VAT  
(Not Illustrated)


**DM 450**

**4 1/2 Digit Multimeter**  
34 ranges; 0.05% basic accuracy.  
£99.00 + £14.85 VAT




**DM 235 3 1/2 Digit Multimeter**  
21 ranges; 0.5% basic accuracy.  
£52.50 + £7.88 VAT

**PFM 200 Pocket**  
**Frequency Meter.**  
20 Hz-200 MHz  
10mV sensitivity  
£49.80  
+ £7.47 VAT



**PDM 35 Pocket**  
**Digital**  
**Multimeter**  
16 ranges; 1% basic accuracy  
£34.50  
+ £5.18 VAT



**Sinclair Electronics Ltd.**  
London Road, St. Ives,  
Huntingdon, Cambs.,  
PE17 4HJ.

Please send me further technical details of the Sinclair range of Electronic Instruments, together with price list and stock list.

I am particularly interested in:-

**thandar**  
SINCLAIR ELECTRONICS LTD

London Road, St. Ives,  
Huntingdon,  
Cambs. PE17 4HJ.

Tel: St. Ives (0480) 64646.  
Telex: 32250

Sinclair Electronics Ltd. reserve the right to alter prices and specifications on Thandar equipment without prior notice.

SC 110	DM 450	DM 350	DM 235	PFM 200	PDM 35
--------	--------	--------	--------	---------	--------

Name

Address

WW1


WW — 025 FOR FURTHER DETAILS



**Larsholt****EURO VHF FM TUNERSET 7252**

The long experience of Larsholt Electronics is reflected in this superbly engineered VHF Band II varicap FM tuner module. (As used in the Signalmaster Mk 8.)

The four stage frontend employs dual gate MOSFET transistors for both RF and Mixer stages, providing the 7252 with a 1uV sensitivity for 30dB S/B (m). The IF uses a dual ceramic IF filter, and provides all usual HiFi functions, of tuning meter drives, muting, AFC and AGC. THD is only 0.1%.



**7252**  
1-9: £27.50  
+ 15% VAT. (£4.12)

Write or phone for free brochure which gives full technical details and application notes for this and other Larsholt products.

**LARSHOLT ELECTRONICS**

DK 4622

HAVDRUP - DENMARK

ex-stock from:

**AMBIT INTERNATIONAL**  
200 North Service Road  
Brentwood, ESSEX CM14 4SG  
Tel. (0277) 230909

WW-005 FOR FURTHER DETAILS

**WERSI**

## THE CRÈME DE LA CRÈME OF ELECTRONIC ORGANS FOR YOU TO BUILD . . .

Yes, any one of these superior instruments can be built by yourself in the comfort of your own home. The unique WERSI Kit-pack system is designed around modular units using the latest IC technology. Fully drilled P.C. boards together with beautifully illustrated instructions and preformed harnesses lead you to the final product which is now becoming accepted as the world's most advanced instrument. All cabinets come fully assembled in a wide range of veneers. Home construction enables you to build one of these fabulous organs at 40% below factory price.

All Electro-Voice showrooms have resident demonstrators so why not come along and hear for yourself the wonder of WERSI. Alternatively send £1 for the 140 colour information package. (FREEPOST Electro-Voice, Rickmansworth, Herts RD3 6PF).

**electro  
voice**  
SALES Ltd

The Voice of **WERSI**

**HEAD OFFICE**  
Maple Cross Industrial Estate  
Denham Way, Rickmansworth, Herts  
(Tel: Rickmansworth 75381)

**NOTTINGHAM**  
389 Aspley Lane  
Nottingham  
(Tel: Nottingham 296311)

**MANCHESTER**  
Paramount Organ Studios  
Smith Road, Great Lever, Farnworth, Bolton  
(Tel: Bolton 29939)

WW-038 FOR FURTHER DETAILS

**ANY MAKE-UP OR COPY  
QUERIES CONTACT  
JOHN GIBBON  
OR BRIAN CHAPMAN  
01-261 8353**

### MAIL ORDER PROTECTION SCHEME (Limited Liability)

If you order from mail order advertisers in this magazine, except for classified advertisements, and pay by post in advance of delivery, Wireless World will consider you for compensation if the advertiser should become insolvent or bankrupt, provided:

1. You have not received the goods or had your money returned; and
2. You write to the publisher of Wireless World explaining the position not earlier than 28 days from the day you sent your order and not later than 2 months from that day.

Please do not wait until the last moment to inform us. When you write, we will tell you how to make your claim and what evidence of payment is required.

We guarantee to meet claims from readers made in accordance with the above procedure as soon as possible after the advertiser has been declared bankrupt or insolvent up to a limit of £3,550 per annum for any one advertiser so affected and up to £10,000 per annum in respect of all insolvent advertisers. Claims may be paid for higher amounts, or when the above procedure has not been complied with, at the discretion of Wireless World; but we do not guarantee to do so in view of the need to set some limit to this commitment and to learn quickly of readers' difficulties.

This guarantee covers only advance payments sent in direct response to an advertisement in this magazine (not, for example, payments made in response to catalogues, etc., received as a result of answering such advertisements. Personal advertisements are excluded.



# Eddystone

The Leaders in Short Wave

## at SONIC SOUND AUDIO

### BRITAIN'S No. 1 AUDIO STORE

**SOLE U.K. RETAIL DISTRIBUTORS FOR EDDYSTONE**



Sonic Sound, the premier home entertainment store have now added yet another big name in the field of sound equipment to further enhance their prestige in London's centre of the audio/visual and Hi-Fi field in Tottenham Court Road.

Eddystone, at the top of the tree since short wave began, have now appointed Sonic Sound Audio as sole retail distributors in the United Kingdom

Anyone even contemplating purchasing short wave equipment, be they looking for the best possible available for their Embassy, press department or home use, should visit or contact Sonic where they will be able to view and listen to the most comprehensive range of the latest short wave equipment on the market today.

Listen and choose in comfort at Britain's most up-to-date air conditioned sound demonstration studios. Full ranges of Hi-Fi, Video equipment, In-car and portables, etc., from all leading manufacturers; B & O, Sanyo, Sony, Hitachi, Pioneer, J.V.C. ....


**THE COMMUNICATION CENTRE**  
**SONIC SOUND AUDIO**  
 248-256 TOTTENHAM COURT ROAD LONDON W1 TEL: 01-637 1908

**Eddystone**  
 A Marconi Group Company.



WW-081 FOR FURTHER DETAILS

### J E S AUDIO INSTRUMENTATION



Illustrated the Si 451 Millivoltmeter — pk-pk or RMS calibration with variable control for relative measurements. 50 calibrated ranges. **£78.00.**

Si452	<b>£63.00</b>	Si453	<b>£78.00</b>
Distortion Measuring Unit		Low distortion Oscillator,	
15 Hz — 20 KHz — .01%		Sine—Square—RIAA	

PRICES plus VAT

**J. E. SUGDEN & CO. LTD.** Tel. Cleckheaton (0274) 872501  
 CARR STREET, CLECKHEATON, W. YORKS BD19 5LA


WW-044 FOR FURTHER DETAILS

### ORGAN and PIANO KEYBOARDS

	Price inc. VAT	P & P
4-Octave C-C	<b>£32.20</b>	£2.75
5-Octave C-C	<b>£34.50</b>	£2.75
5-Octave F-F	<b>£34.50</b>	£2.75
6-Octave C-C	<b>£36.80</b>	£3.00

**DALSTON ELECTRONICS**  
 40a Dalston Lane, Dalston Junction  
 London, E8 2AZ Tel: 01-249 5624

### METER PROBLEMS?



137 Standard Ranges in a variety of sizes and stylings available for 10-14 days delivery. Other Ranges and special scales can be made to order.

Full Information from:  
**HARRIS ELECTRONICS (London)**  
 138 GRAYS INN ROAD, W.C.1 Phone: 01/837/7937

WW-045 FOR FURTHER DETAILS



# The new Toolrange catalogue



## still the only catalogue of its kind

The New Toolrange Catalogue is still the only comprehensive single source of electronic tools and production aids.

The product range has almost doubled since last year and now over 2,000 tools, toolkits and service aids are illustrated in full colour.

Products from over 100 top manufacturers are available from stock.

Over 60,000 catalogues are now in circulation. If you don't have one simply write, telephone or telex Toolrange for your free copy.

# toolrange

Upton Road, Reading, Berks. RG3 4JA  
Telephone: Reading (0734) 22245 Telex: 847917

**PRODUCTION  
TESTING**

**DEVELOPMENT**

**SERVICING**

**POWER UNITS**  
Now available with  
3 OUTPUTS



Type 250VRU/30/25

OUTPUT 1: 0-30v, 25A DC

OUTPUT 2: 0-70v, 10A AC

OUTPUT 3: 0-250v, 4A AC

ALL  
Continuously  
Variable

## Valradio

VALRADIO LIMITED, BROWELLS LANE, FELTHAM  
MIDDLESEX TW13 7EN  
Telephone: 01-890 4242/4837

WW—047 FOR FURTHER DETAILS

## Dual output power supplies



Now you can get on-card dual output power supplies from Vero Systems — in five versions:

- DUAL 5 Volts
- DUAL 12 Volts
- DUAL 15 Volts
- MIXED 5 and 12 Volts
- MIXED 5 and 15 Volts

The cards are designed to Eurocard standard size (100 x 160mm) to fit straight into your card or case frame.

Each supply is fully regulated with over voltage over current and thermal protection. Input voltage is 110/120/220/230/240 volts AC and both outputs are fully isolated from each other but may be connected to give different power rail configurations.

The cards are supplied fully tested each one complete with 64-way indirect connector plug, card handle and connection chart.

ORDER CODE	FUNCTION	PRICE
89-2665G	DUAL 5V	£32.43
89-2671K	DUAL 12V	£38.50
89-2703B	DUAL 15V	£38.50
89-9017B	DUAL 5-12V	£38.50
89-9018H	DUAL 5-15V	£38.50

# VERO SYSTEMS

VERO SYSTEMS (ELECTRONIC) LTD

362 Spring Rd. Southampton Hants. SO9 5QJ Tel: (0703) 440611 Telex: 477164

WW — 064 FOR FURTHER DETAILS



**MORE SPEC. FOR YOUR MONEY**

**DIGITAL PANEL METERS**



**TYPE 35** from £26.03  
+ 75P C&I (1 off)

LED DISPLAY  
0.1% ACCURACY  
200mV, 2V, 20V or 200V RANGE  
±5V, +5V, ±9 to 15V, +9 to 15V and  
120 or 240V AC POWER OPTIONS  
AUTORANGE and  
DATA OUTPUT OPTIONS  
AUTOZERO and AUTOPOLARITY  
LOW PROFILE



**TYPE 35 LCD** from £18.38  
+ 75P C&I (1 off)

LCD DISPLAY  
0.1% ACCURACY  
200mV, 2V, 20V or 200V RANGE  
9V, 12 to 24V and  
120 or 240V AC POWER OPTIONS  
AUTOZERO and AUTOPOLARITY  
LOW CONSUMPTION  
LOW PROFILE

**PANEL INDICATORS**



**TYPE 20 STEREO LEVEL  
and BALANCE INDICATOR**  
TWIN LEVEL and BALANCE  
INDICATION  
SCALED in dB  
USER ADJUSTABLE

£17.94 + 50P



1 - 10  
INDICATOR  
SCALED 1 - 10  
USER ADJUSTABLE  
LOW COST

£12.03 + 50P

**TYPE 10  
INDICATOR**

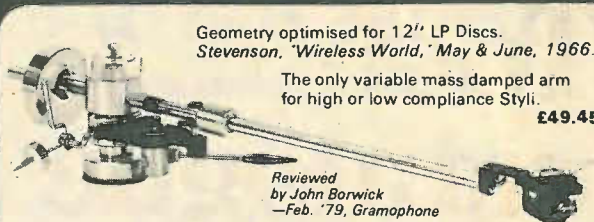
OMB ELECTRONICS, RIVERSIDE, EYNSFORD, KENT O4A 0AE  
Tel. Farningham (0322) 863567

Prices, which are CWD and ex-VAT, are correct at the time of going  
to press and are subject to change without notice.

**FROM OMB ELECTRONICS**  
WW - 012 FOR FURTHER DETAILS

**MC-3L + FORMULA 4 Mk III**

The best value in state-of-the art pickup



Geometry optimised for 12" LP Discs.  
Stevenson, "Wireless World," May & June, 1966.

The only variable mass damped arm  
for high or low compliance Styli.

£49.45

Reviewed  
by John Borwick  
-Feb. '79, Gramophone



MC-2C  
MOVING COIL  
CARTRIDGE  
£49.45

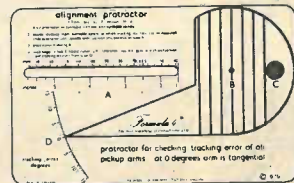
**NEW**  
High Output Moving Coil  
Cartridge MC-3L  
£49.45. No step-up re-  
quired. Super polished  
special line contact nude  
diamond stylus for maxi-  
mum information retrieval.

T24 Universal MC Transformer, the quietest best  
step-up available £49.45

REVIEWED BY REG WILLIAMSON, SEPTEMBER 'HI-FI FOR  
PLEASURE' and GEOFF GILES DECEMBER 'PRACTICAL HI-FI'

**Alignment Protractor Mk II**

Improve your stereo image. Enables  
correct setting up of all pick-up arm  
and cartridge combinations.  
Measures tracking accuracy over  
entire disc surface with Stevenson  
zero error points for minimum  
distortion. £3.45 post free. Devised  
by Percy Wilson M.A. Original Hi-Fi  
News' Review available.



All items available from selected dealers or if in difficulty, from  
**MAYWARE LTD. (Dept. WW4)**  
P.O. Box 58, Edgware, Middlesex HA8 9UH  
Telephone: 01-958 9421

WW-007 FOR FURTHER DETAILS

**Superboard II**

At these prices why waste time and money on  
unauthorised kit copies? Just a little more in  
price than Sinclair for a whole lot more and  
fully expandable!



NOW ON SHOW  
IN THE  
SCIENCE MUSEUM

NOW AN  
UNBELIEVABLE  
£149.95  
+ VAT

- 610 Expansion Board 8k RAM  
ONLY £149.95 + VAT
- IP CD3P Minifloppy Disc, Cased,  
PSU, 2 copies Dos ONLY £289+VAT
- Set of 4k RAM (Superboard users  
only) ONLY £24 + VAT
- Plastic Case, Beige ONLY £26+VAT
- Challenger IP-Metal Cased, Super-  
board, PSU modulator ONLY £188+VAT

**Super Print 800**

80 COLUMN HIGH PERFORMANCE IMPACT PRINTER



The ideal companion for PET, APPLE, TSR80,  
Exidy, Superboard, CompuKit, Ohio  
Challengers and most micro's

Rugged metal enclosure makes it ideal  
for home computing, small business  
systems, data logging etc.

NEW

\*16 Baud Rates to 19,200 \*96 Characters ASC II  
Standard \*Auxiliary User Defined Character Set  
\*Accepts 8 1/2" max. paper - pressure feed  
9 1/2" max. paper - tractor feed \*Self Test Switch

Model 800 ONLY £329 + VAT  
Model 800st ONLY £389 + VAT

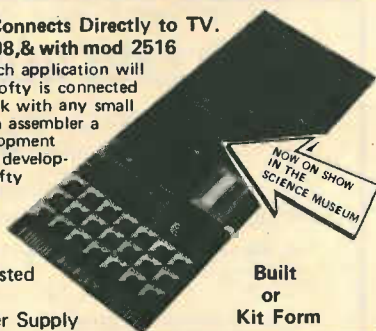


**INTELLIGENT EPROM PROGRAMMER**

Connects Directly to TV.

Develop, Copy, Burn, Verify 2708, & with mod 2516

Softy is a versatile product and each application will  
be different by definition. When Softy is connected  
via a serial (RS 232) or parallel link with any small  
computer capable of supporting an assembler a  
simple and Capable Product Development  
System is performed. For product develop-  
ments less than 2k of firmware Softy  
may be the only development tool  
you need.



NOW ON SHOW  
IN THE  
SCIENCE MUSEUM

ONLY £120+VAT Built & Tested  
£100+VAT Kit  
£20+VAT Built - Power Supply

Built  
or  
Kit Form

**Atari VCS System**

MOST POPULAR TOP RANGE MICRO-VIDEO GAME

Current cartridges - Air Sea Battle (27), Space War (17),  
Outlaw (16), Video Olympics (50), Breakout (12), Basket-  
ball (2), Surround (14), Blackjack (7), Basic Maths (8), Code-  
breaker (20), Hunt & Score (8), Miniature Golf (2), Skydiver  
(5), Street Racer (27), Chess (8), Levels, Backgammon, Brain  
Games, Bowling

Cartridges mostly - £13+VAT Backgammon - £30+VAT  
Chess (8 levels) - £39+VAT Superman - £20.80+VAT  
Indy 500 (with controls) - £30+VAT

Coming soon - BASIC Computing, Space Invaders, plus many more!  
Buy a VCS, introduce a friend to buy one and get a Keyboard FREE  
- worth £19 - limited Ingersol Offer.

ATARI VCS NOW ONLY £113 + VAT  
+ your first Cartridge - £6.90 + VAT (worth £13)

**Mighty Micro**

In association with Watford Electronics

BUY IN CONFIDENCE - In the event that we are unable to deliver your goods within 7 days, we do not bank your remittance until such time we have the goods to  
despatch. If on receipt of your order, the goods do not meet with your satisfaction, return within 7 days for full refund. All goods covered by manufacturers guarantee.

Please add VAT at 15%. Carriage extra, will advise at time of order. Official orders  
welcome. Product details on request. Trade and export enquiries welcome.  
**33 CARDIFF ROAD, WATFORD, HERTFORDSHIRE**  
Tel: (0923) 40588/9 Telex 858747. Open 9 am to 5.30 pm Mon - Sat.  
Close to Watford Football Ground. Nearest Station - B.R. Watford.



WW - 092 FOR FURTHER DETAILS



## TYPE 80 SERIES UNITS

RF PREAMPLIFIERS, FREQUENCY  
CONVERTERS  
SIGNAL SOURCES, ETC. . . .



TYPE 8025 MOUNTED IN TYPE 8036

- |           |                                                                                                                                                              |
|-----------|--------------------------------------------------------------------------------------------------------------------------------------------------------------|
| TYPE 8025 | STRIPLINE PREAMPLIFIER<br>200 MHz.-1500 MHz. Noise factor 1.2 dB.                                                                                            |
| TYPE 8026 | STRIPLINE RF CONVERTER<br>Input 200 MHz.-1500 MHz.<br>Output 1 MHz.-1000 MHz. Noise factor 1.2dB.                                                            |
| TYPE 8027 | RF PREAMPLIFIER<br>1 MHz.-250 MHz. Noise factor 1.0 dB.                                                                                                      |
| TYPE 8028 | RF CONVERTER<br>Input 1 MHz.-250 MHz. Noise factor 1.0 dB.                                                                                                   |
| TYPE 8029 | WIDEBAND RF PREAMPLIFIER<br>10 kHz.-150 MHz. without tuning.<br>Gain 40 dB. $\pm 0.5$ dB. Noise factor 3.0 dB.                                               |
| TYPE 8030 | VMOS LINEAR POWER AMPLIFIER<br>40 MHz.-250 MHz. without tuning.<br>4 watts maximum RF output.                                                                |
| TYPE 8031 | VMOS LINEAR POWER AMPLIFIER<br>30 kHz.-40 MHz. without tuning.<br>4 watts maximum RF output.                                                                 |
| TYPE 8032 | HIGH STABILITY PHASE-LOCKED SIGNAL<br>SOURCE<br>20 MHz.-1000 MHz. 1V. output at 50 ohms<br>max.                                                              |
| TYPE 8033 | UHF TELEVISION PREAMPLIFIER<br>Channel group 'A' 21-34, 'B' 39-51, or 'CD'<br>49-68.<br>Gain 20 dB. Noise factor 1.2 dB. Weatherproof<br>unit.               |
| TYPE 8034 | 100 kHz.-500 MHz. WIDEBAND MIXER.                                                                                                                            |
| TYPE 8035 | 10 MHz.-1500 MHz. WIDEBAND MIXER.                                                                                                                            |
| TYPE 8036 | MASTHEAD WEATHERPROOF UNIT<br>Designed to completely enclose our standard<br>units.                                                                          |
| TYPE 8037 | POWER SUPPLY/OUTPUT SPLITTER UNIT<br>Stabilized mains power supply.<br>Provides 4 outputs from one amplifier.<br>UNITS ARE AVAILABLE FROM STOCK.<br>CONTACT: |



### RESEARCH COMMUNICATIONS LTD.

PEEL HOUSE ● PORTERS LANE ● OSPRINGE ●  
FAVERSHAM ● KENT ME13 0DR ● ENGLAND

TELEPHONE: FAVERSHAM 2064 (STD CODE 079 582)

WW — 088 FOR MORE DETAILS

## Accurate tape tension.



### Tentelometer

Tape Tension Meters for all audio and  
video tape recorders and players  
Stocked and distributed for  
Europe by

The Experts



**CROW OF READING LIMITED**

PO Box 36, Reading, RG1 2NB. Telephone: (0734) 595025

WW — 010 FOR FURTHER DETAILS

## ELECTRONIC VALVES WANTED

All Types Receiving, Transmitting, Industrial

PL504 — PL802 — PCL805 — CV131 — CV136 —  
CV138 — CV329 — CV345 — CV450 — 805 —  
807 — 813 — 2K25, Etc.

Phone/write to:

**PYPE HAYES RADIO LTD.**  
606 Kingsbury Road  
Birmingham B24 9PJ  
021-373 4942

## TV TUBE REBUILDING

Faircrest Engineering Ltd., manufacture a comprehensive range of equipment for processing all types of picture tubes, colour and mono. Standard or custom built units for established or new businesses. We export world-wide and have an excellent spares service backed by a strong technical team.

Full training courses are individually tailored to customers' requirements.

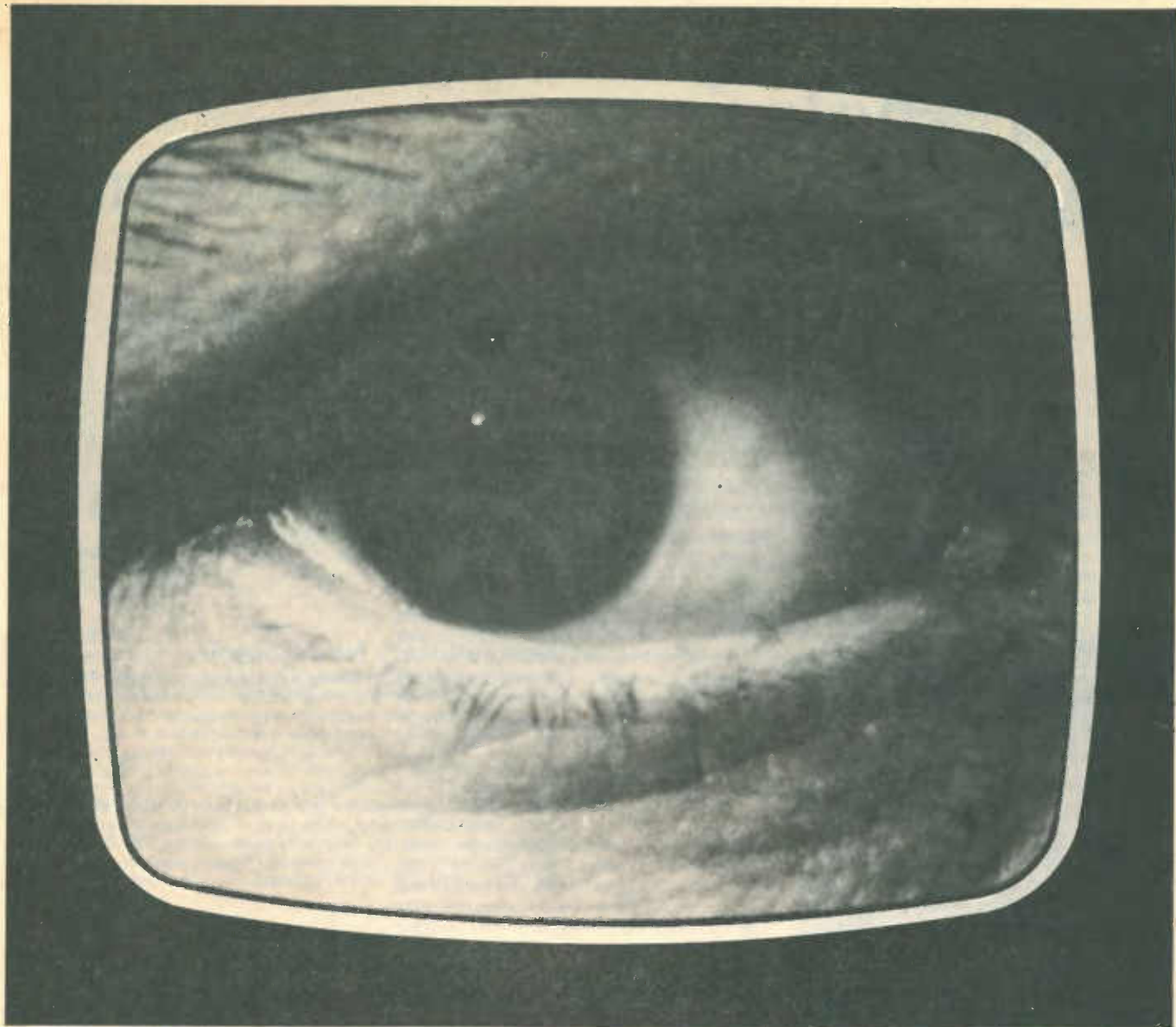
For full details of our service contact Neil Jupp

### FAIRCREST ENGINEERING LTD.

Willis Road, Croydon, CRO2XX.  
01-684 1422, 01-689 8741

WW — 060 FOR FURTHER DETAILS





# Open your eyes to all that's available to TV users today

Prestel. Teletext. Video Tape Recording. TV microcomputing. TV games...  
 One journal — and only one — covers the whole TV information scene. Take Viewdata and TV User every quarter — and you'll be up-to-date on all technical developments, *and* on just what is available on your screen.  
 Viewdata contains the official Post Office Prestel Directory. It is published by IPC Electrical-Electronic Press Ltd., and is linked editorially with IPC's own Viewdata service (on Prestel 456). It also sponsors the world's first annual Viewdata exhibition. For an eye-opening experience, post the coupon today.

To Marketing Dept., Electrical-Electronic Press Ltd.,  
 Room 626A, Dorset House, Stamford St.,  
 London SE1 9LU.  
 Please send me.....copy(ies) of Viewdata and TV User  
 every quarter for a year. I enclose cheque/p.o. for.....  
 (Annual subscription: £4, inc. post and packing. Cheques,  
 etc., to be made payable to IPC Business Press).

Name.....

Address.....

**Viewdata** AND TV USER





**fact:**  
**the PRO MASTER™ sound system**  
**is not an evolution...**  
**it's a full-blown REVOLUTION!**

The PRO MASTER modular sound system ushers in a new generation of sound system versatility, reliability, and quality for today's entertainers, musicians, and speakers—for use in settings as diverse as intimate clubs, lounges, large auditoriums, churches, and schools. Its multitude of performance-proven features is the result of sophisticated computer design techniques, advanced-proven materials, and countless hours of personal consultation with performers and sound technicians.



### Revolutionary New Console

Finally! The best of *both* worlds. A console so easy to use that it won't overwhelm the beginning group, yet with the advanced features and capabilities required by experienced professional performers—such as pre-fader monitor mixing, effects and/or built-in reverb, with their own tone controls, LED clipping indicators with attenuators on each input, and full patching facilities for every system component. Super power: *twin 200-watt solid-state power amplifiers!* Doubles as a stereo recording console for groups that want to "lay down a few tracks" without paying for studio time, or can be used as an ultra-sophisticated keyboard mixer with power. Unitized ARMO-DUR™ structural foam combination case and chassis makes it more durable than steel. Ultra-light: only 47 pounds.

### Revolutionary: Variable Dispersion Sound System

Advanced new variable dispersion high-frequency horn system projects your sound—everywhere in the house, giving you a choice of 60° long-throw, or 120° wide-angle dispersion with the twist of a knob. Tailors the sound to the room—even L-shaped rooms.

### Revolutionary New Loudspeaker

Every extra ounce—every unnecessary cubic inch—has been computer designed OUT of the PRO MASTER loudspeaker. Modern materials and moulding techniques accommodate a high-performance 15-inch woofer and high-frequency horn and compression driver in a startlingly small, efficient enclosure. Less than 28 inches high, 23 inches wide, 16 inches deep. Weighs an easy-to-handle 58 pounds. Yet, the power handling capacity is a remarkable 150 watts, and the frequency response is 50 to 15 kHz.

PLUS... Revolutionary: FEEDBACK FINDER™/Equalizer  
 PATCH BLOCK™ Patch Panel  
 LED Status Indicators

 **SHURE**®  
**PRO MASTER™ sound system**

Shure Electronics Limited, Eccleston Road, Maidstone ME15 6AU—Telephone: Maidstone (0622) 59881



# wireless world

## Science of the whole

**Editor:**

TOM IVALL, M.I.E.R.E.

**Deputy Editor:**

 PHILIP DARRINGTON  
 Phone 01-261 8435

**Technical Editor:**

 GEOFFREY SHORTER, B.Sc.  
 Phone 01-261 8443

**Projects Editor:**

 MIKE SAGIN  
 Phone: 01-261 8429

**Communications Editor:**

 TED PARRATT, B.A.  
 Phone 01-261 8620

**Drawing Office Manager:**

ROGER GOODMAN

**Technical Illustrator:**

BETTY PALMER

**Production & Design:**

ALAN KERR

**Advertisement Controller:**

G. BENTON ROWELL

**Advertisement Manager:**

 BOB NIBBS, A.C.I.I.  
 Phone 01-261 8622

DAVID DISLEY

Phone 01-261 8037

BARRY LEARY

Phone 01-261 8515

**Classified Manager:**

 BRIAN DURRANT  
 Phone 01-261 8508 or 01-261 8423

MIKE THRIVES

 (Classified Advertisements)  
 Phone 01-261 8508

JOHN GIBBON (Make-up and copy)

Phone 01-261 8353

**Publishing Director:**

GORDON HENDERSON

The study of all creation and man's place in it was the only kind of science worthy of consideration, in Tolstoy's view. A school curriculum of sufficiently wide scope for such a purpose would take a little time to construct and a good deal more to practise, but at the conclusion of such a course of instruction a child would be well on the way to becoming a whole person, if not several. Nearer to the modern scene, and considerably less ambitious in his requirements, was A. N. Whitehead, who remarked that wisdom is the fruit of a balanced development. In this context, the balance is not between the two specialisations in science or the arts, but between education and training.

One must recognise that, to a greater degree now than ever before, specialisation is necessary if potential engineers and scientists are to have a reasonably stable platform on which post-school training can be built. Merciless economics dictates that scientifically-aware youngsters are needed to enable this country to earn its living — even to stand still, let alone to grow. In the sixth form at school, and even earlier in some schools, the specialisation in science has been promoted for many years, with the result that universities and technical colleges have received a steady stream of entrants, well grounded in the relevant disciplines. It is true that there is now a shortage of science teachers of the required level of competence, but that is a separate and more recent issue.

That is all as it should be. But while a pupil should be given a sound base of knowledge for his professional training (and there is no sexist meaning intended in that pronoun or succeeding ones) the 'balanced development' is unlikely to be obtained by an exclusive study of maths, chemistry, physics and a useful language, even though a token 'art' (in the wider sense) may be tacked on for the sake of appearances. If one's entire two years of sixth-form experience is devoted to analysis rather than appreciation in less precise terms of the natural and human condition, the soulless future which many fear and of which some already see the first signs becomes more probable. If a sixth-former has no freedom to view the world in a less calculating way

in his last two years of education, there will be even less possibility of his doing so during a professional training at college or university.

Those whose business it is to make recommendations on education are aware of the need for 'breadth', but allow it only a symbolic presence in courses of study. For example, a recent article on secondary education, written on behalf of the Council of Engineering Institutions, recognizes the concept of "study in breadth", but goes on to propose a list of five subjects to be taken in a new examination for young people intent on a science or engineering career: the five subjects are maths, English language, physical science, a European language and at least one other "relevant to career choice". The breadth is taken care of by "other supplementary subjects as desired". The whole of human experience outside the sciences is thus lumped together and labelled "supplementary subjects".

A tendency to segregate 16-plus pupils, and even younger ones in some cases, into science and arts groups has been evident for many years. C. P. Snow's Two Cultures are discernible long before the Second Law of Thermodynamics becomes a matter for discussion, with A-level students encouraged to view those whose interests lie in French literature or History as woolly-minded aesthetes. One might have hoped that a broader view could now be admissible, but when a friendly science teacher with public school experience was asked for his opinion, he said, "Well, they are, aren't they?"

School is surely not meant to be a training ground for either tradesmen or professionals, but for people. The first aim of 16-plus schooling must obviously be a preparation for a university training, but a sixteen-year-old ought not to have his sensitivity so blocked with a mass of analysis that he cannot also perceive the pleasures of learning about life. Nor should he be allowed to finish his education on a diet of arts alone; no-one should be excluded from the excitement of science. But the balance must be preserved.

If H. G. Wells is to be believed, human history becomes more and more a race between education and catastrophe.



# Digital capacitance meter

Six ranges of 200pF to 20 $\mu$ F full-scale

by Adrian Ryan, (G3VJN)

**The article describes the design and construction of a 3½ digit capacitance meter having six ranges of 199.9pF to 19.99 $\mu$ F full-scale. The maximum error of the instrument is  $\pm 1\%$ , determined by the accuracy of the two calibration standards used. Accuracy is largely unaffected by voltage or temperature variations, making battery power practicable. No precision components are used in the design, maximum advantage being taken of digital c.m.o.s. integrated circuits to render the use of precision components unnecessary.**

A recent project required the selection of numerous values of resistance and capacitance, and it was whilst performing this chore that the contrast was made between the ease and simplicity of selecting resistors with the aid of a 3½-digit digital multimeter, and the tedium of using an LCR bridge to select capacitors. I therefore investigated the

possibility of designing an instrument to measure capacitance with comparable accuracy and ease of operation to that of my d.m.m.

## Design considerations

The heart of the instrument is shown in Fig. 1. If a positive-going edge is applied simultaneously to one input of a 2-input NAND gate, and, via a series CR network to an inverting Schmitt trigger whose output is connected to the other input of the gate, then the output from the gate will be a negative-going pulse whose width is directly proportional to the time constant  $R_{\text{RANGE}} (C_x + C_{\text{stray}})$ . If this pulse is used to gate the input of a counter, then, by choosing the appropriate values for  $R_{\text{RANGE}}$  and the counter input frequency, the final accumulated count can be made to exactly represent the numerical value of  $C_x + C_{\text{stray}}$ . To avoid having to use separate precision resistors for each range, only two range resistors are used, the intermediate

steps being effected by successively dividing the gated output of the master clock by 10 for ranges 2 and 5, and by 100 for ranges 3 and 6. With the sample period chosen (approximately 1 second) this arrangement will suffice for capacitors up to about 5 $\mu$ F. However, for larger values there is insufficient time to discharge the capacitor completely before the arrival of the next sample edge, so  $Tr_3$  is included to discharge the capacitor rapidly via the current-limiting resistor  $R_7$ . The transistor is turned on by the inverted SAMPLE CLK obtained from the output of  $IC_{2d}$ . The transistor used must have a very low leakage current, a BC108B being suitable.

The above scheme will be satisfactory for all values of capacitors for which  $C_{\text{stray}}$  can be neglected, but the offset produced by the presence of this stray capacitance will become increasingly inconvenient as  $C_x$  is reduced. I chose to eliminate the effects of  $C_{\text{stray}}$  by the arrangement shown in Fig. 2. Here, much the same circuit used to generate the gate pulse is used, the difference being that the output of  $IC_{2a}$  is used to inhibit a certain number of periods of the master clock. By varying the 'set zero' potentiometer, the offset suppression pulse can be made to cancel the zero error produced by the stray capacitance.

The success of the instrument will greatly depend on its stability in the face of varying supply voltages and temperature, and in this regard, the Schmitt trigger i.c. chosen, the NS 74C14 or RCA CD40106 is ideal. The threshold voltages at which switching occurs are defined by the ratio of the on-chip resistors. Thus, these switching thresholds will always be a fixed percentage of the supply voltage. Similarly, since the resistors are fabricated at the same time, whilst their own absolute temperature coefficient may be large, the temperature coefficient of their ratio will be very small<sup>1,2</sup>. The other major influence on stability is the master oscillator, and the design chosen is that of a conventional Hartley oscillator, using a re-wound 455kHz transistor radio i.f. transformer. With the feedback ratio chosen, no problems should be encountered with any normal production 2N3819 f.e.t. It is a characteristic of well designed LC oscillators

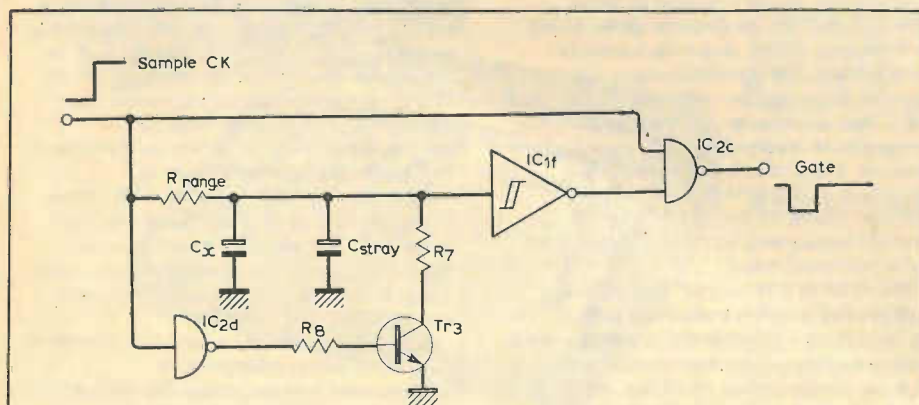


Fig. 1. Outline of the method of measurement. Gate width is proportional to the capacitance.

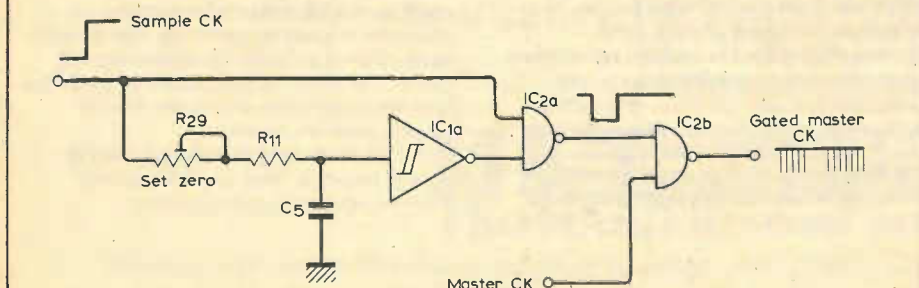


Fig. 2. Circuit to eliminate the effects of stray capacitance. Clock pulses are inhibited for a time corresponding to the value of the strays.



that the output frequency is relatively insensitive to supply voltage changes, and with my unit, varying the supply voltage from 7 to 13V caused the frequency to change from 898.990 kHz at 7V to 898.630 kHz at 13V. Over the nominal voltage range for my device, 7-9.6V, the frequency change amounted to 0.25%. Temperature compensation of the oscillator is achieved by using a polystyrene capacitor, since with the usual ferrite cores used for i.f. transformers, this type of capacitor provides a complementary effect, resulting in a low nett temperature coefficient. For my oscillator, the frequency changed from 881.752kHz at +36°C to 880.466kHz at +3°C, giving a change of  $\pm 0.073\%$ , referred to 20°C.

### Circuit operation

Turning now to the complete circuit diagram in Fig. 3, it will be seen that the counter used is the Motorola MC14553. This 16-pin, 3-digit b.c.d. counter with an internal digit multiplexer is an excellent choice for straightforward counting applications. The counter b.c.d. output is decoded by IC<sub>6</sub> to provide a 7-segment display format. The requisite current limiting resistors are included in IC<sub>9</sub>, but normal 470Ω discrete components may be substituted. Digits 1, 2, and 3 are multiplexed, the appropriate digit being turned on via Tr<sub>6</sub>, Tr<sub>5</sub>, and Tr<sub>4</sub> in response to the digit-selection pulses from IC<sub>5</sub>. Digit 4 is continuously driven, since it is only required to display either a blank or 1.

To explain the operation, assume that the unit is switched to Range 2 which has a full scale reading of 1999 pF. In addition, assume that only a small capacitor is connected to the measurement terminals, for example, 500 pF. The last overflow/clear (OF-CLR) pulse will have reset IC<sub>7a</sub>, and at the end of the gate period, only 500 periods of the master clock will have been counted, thus no carry out (CO) pulse will have been generated and IC<sub>7a</sub> will remain in the reset state. The termination of the gate pulse will generate the latch-enable (LE) pulse, which will transfer the contents of the decade counters to the output latches within IC<sub>5</sub>. The positive edge of LE will, in turn, generate a 10μsec strobe pulse from IC<sub>7b</sub> which will store the current state of IC<sub>7a</sub> in the digit 4 latch, IC<sub>8a</sub>. In this example, therefore, the contents of IC<sub>8a</sub> will be a 0, consequently Tr<sub>7</sub> will be turned off and digit 4 will be blank.

Assume now that the capacitor connected to the input terminals is increased to 1200 pF. The negative going edge of gate will enable the input to the counter, and after 1000 periods of the master clock a CO pulse will occur. This pulse will set IC<sub>7a</sub>, and after a further 200 periods of the master clock, the gate period will terminate, generating LE, which will transfer the contents of the decade counters to the output latches. The positive edge of LE will generate

the transfer strobe, and the state of IC<sub>8a</sub> will become 1. Transistor Tr<sub>7</sub> will turn on and digit 4 will display the figure 1.

If the capacitor on the measurement terminals is too large, the first CO from IC<sub>5</sub> will set IC<sub>7a</sub> as before, but the second CO will cause IC<sub>8b</sub> to be set. The resulting 1 level on its Q output is used to hold IC<sub>8a</sub> in the reset state, and the 0 on the Q output is used to inhibit the display driver IC<sub>6</sub> via its blanking input (BI) terminal. Thus the over-range indication is provided by the display blinking on for 2, 20, or 200 msec, depending upon the range selected.

### Power requirements

The choice of supply voltage for the unit was not entirely arbitrary, but was dictated by maximum count-rate considerations of the MC14553. I have used this device for a number of counting applications, and have obtained samples from many sources. The majority of these i.c.s, whilst meeting their guaranteed specifications, have had maximum counting rates which were somewhat lower than the "typical" figures given in the data sheet<sup>3</sup>. Accordingly, to avoid the need to select devices, a supply voltage was chosen that would ensure sufficient speed margin, even with both a worst-case counter and a worst-case threshold voltage for the Schmitt trigger. In my instrument, I used a re-chargeable nickel-cadmium battery pack, simply because it was available. However, this would be difficult to justify in general, since both the current drain and the duty cycle are low in normal use. Consideration should therefore be given to using a normal 9V dry battery, such as the PP9. Whilst on the subject of power supplies, it is worth noting that certain problems are likely to be encountered if the unit is mains powered. The input impedance on ranges 1 to 3 is very high - 10MΩ - making the instrument sensitive to hum pick-up. The effect is mainly to be observed on Range 1, as jitter of the displayed value. With battery power, since hum pick-up affects both input terminals equally, it appears as a common-mode voltage and is rejected. Therefore, unless one is prepared to go to the trouble of providing a well-shielded and isolated supply battery power is recommended. In my case, since the mains transformer had insufficient capacity to re-charge the battery pack and power the unit, a mains socket was chosen with an integral switch that automatically disconnects the electronics module during recharging.

### Construction

The unit is constructed on two 8cm × 10cm printed-circuit boards with a shielding plate interposed. The plate was included only as a precautionary measure, and may not be required in all cases. It will be noted that no precision components are called for in the design,

## Components List

### Integrated circuits

IC<sub>1</sub> National Semiconductor 74C14 or RCA CD40106.  
 IC<sub>2</sub> CD4011.  
 IC<sub>3</sub>, IC<sub>4</sub> CD4017.  
 IC<sub>5</sub> Motorola MC14553.  
 IC<sub>6</sub> CD4511.  
 IC<sub>7</sub>, IC<sub>8</sub> CD4013.  
 IC<sub>9</sub> integrated resistor package; Beckman 899-3R470.

### Resistors

R<sub>1</sub>, R<sub>14</sub> 1M.  
 R<sub>2</sub>, R<sub>3</sub>, R<sub>9</sub>, R<sub>10</sub>, R<sub>21</sub>, R<sub>22</sub> 100k.  
 R<sub>4</sub> 3.3M high stability.  
 R<sub>5</sub> 5.6M high stability.  
 R<sub>6</sub> 10k high stability.  
 R<sub>7</sub>, R<sub>19</sub>, R<sub>20</sub>, R<sub>25</sub> 2.2k.  
 R<sub>8</sub> 150k.  
 R<sub>11</sub> 180k high stability.  
 R<sub>12</sub> 3.3k.  
 R<sub>13</sub> 560k.  
 R<sub>15</sub>, R<sub>16</sub>, R<sub>17</sub> 8.2k.  
 R<sub>18</sub>, R<sub>26</sub> 1.2k.  
 R<sub>23</sub>, R<sub>24</sub> 470.  
 R<sub>27</sub> 220, 2W.  
 R<sub>28</sub> 2.2M, 15 turn cermet. Sternice type T93YA.  
 R<sub>29</sub> 1M, 15 turn cermet. Sternice type T93YA.

### Capacitors

C<sub>1</sub>, C<sub>7</sub> 0.47 μF 16V tantalum.  
 C<sub>2</sub>, C<sub>3</sub>, C<sub>2</sub>, C<sub>10</sub> 100pF polystyrene.  
 C<sub>5</sub> 470pF polystyrene.  
 C<sub>6</sub>, C<sub>9</sub> 10pF ceramic.  
 C<sub>8</sub> 390pF polystyrene.  
 C<sub>11</sub>, C<sub>12</sub> 150 μF 16V tantalum.  
 C<sub>13</sub> 1.8nF disc ceramic.

### Diodes and displays

D<sub>1</sub>, D<sub>2</sub>, D<sub>3</sub> 1N4148, or equivalent.  
 D<sub>4</sub> Red l.e.d.  
 Displays, 4 off, Hewlett-Packard HP-5082-7740 common-cathode.

### Transistors

Tr<sub>1</sub> 2N3819.  
 Tr<sub>2</sub>, Tr<sub>3</sub>, Tr<sub>7</sub> BC108B or similar.  $\beta_{min}$  180.  
 Tr<sub>4</sub>, Tr<sub>5</sub>, Tr<sub>6</sub> 2N2907 or similar.  $\beta_{min}$  120at  
 I<sub>c</sub> 160mA.

### Inductor

L<sub>1</sub> 83.5 μH, 100 turns, tapped 30 turns from ground end, wound on stripped 455kHz ex-transistor radio i.f. transformer core, with internal tuning capacitor removed.

### Switches

Sw<sub>1</sub> 4-pole, 6-way, make-before-break.  
 Sw<sub>2</sub> power switch. See text.  
 Sw<sub>3</sub> single-pole, integral with mains power socket. See text.

### Transformer

Tr<sub>1</sub> 12-0-12V, 100mA, 220V primary.



only good quality, high-stability, metal-film resistors for  $R_4$ ,  $R_5$ ,  $R_6$ , and  $R_{11}$ , and cermet potentiometers for  $R_{28}$  and  $R_{29}$ . It should be noted that the connexion from the input terminals to the p.c. board should be screened, and not laced in with the wiring loom. Otherwise, construction is uncritical.

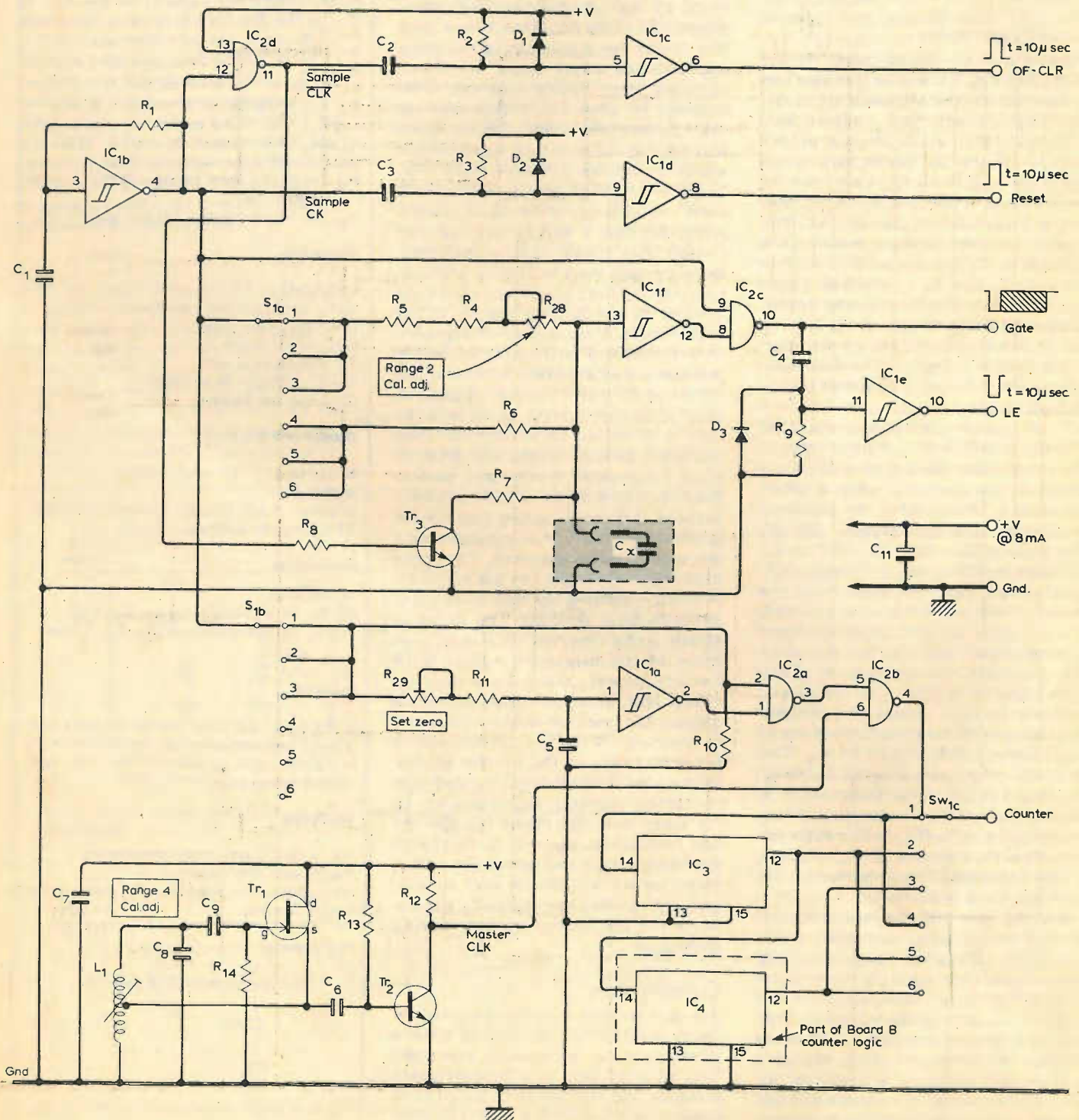
**Calibration and use**

The unit may be calibrated as follows. Apply power, short TP<sub>1</sub> to ground, and observe that the display shows 888. Set  $R_{28}$  to mid-travel, and  $R_{29}$  to minimum resistance. Select Range 4, and with a 0.1 $\mu$ F, 1% capacitor connected to the input terminals, carefully adjust the

slug in  $L_1$  for a display of 100.0. Without removing the capacitor, select Range 3 and observe that the display blinks, signifying that an over-range condition exists. Remove the capacitor, select Range 1, and verify that zero error exists. Increase  $R_{29}$  from its initial minimum setting, observing that the displayed count reduces, until a small residual error remains (approximately 1-2 pF is suitable). Select Range 2, connect a 1000 pF, 1% capacitor to the input, and adjust  $R_{28}$  until the display reads 1000. Disconnect the capacitor, select Range 1, and re-check that a small residual error remains. If necessary, re-adjust  $R_{29}$  and reset Range 2 calibra-

tion so that finally, with no capacitor connected on Range 1, the instrument reads 00.0, 00.1 or 00.2, and also displays correctly on Range 2. This completes calibration and adjustment.

In use, it is only necessary to connect the unknown, switch on and adjust the range switch for the desired resolution. Certain points should be borne in mind. In order for an accurate reading to be obtained, it is essential that the equivalent leakage resistance of the device under test is much higher than the range resistor. For ranges 1-3, this means that the leakage resistance must be in the order of 100M $\Omega$ , and for ranges 4-6, at least 100k $\Omega$ . Both of these





requirements are readily met by normal quality components. If the instrument displays anomalous readings between ranges 3 and 4, this would indicate a very leaky component. For example, if a nominal 1800pF capacitor displays correctly on Range 4, but shows as over-range on Range 3, this would be cause for regarding the component with considerable suspicion.

**Modifications**

After the instrument had been in use for some time, it was noted that it would always stabilize within about a second. This prompted me to replace the power switch with a three-position, centre-off

Fig. 4. General timing diagram.

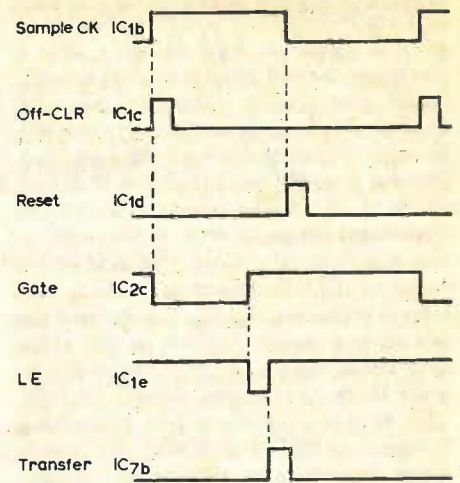
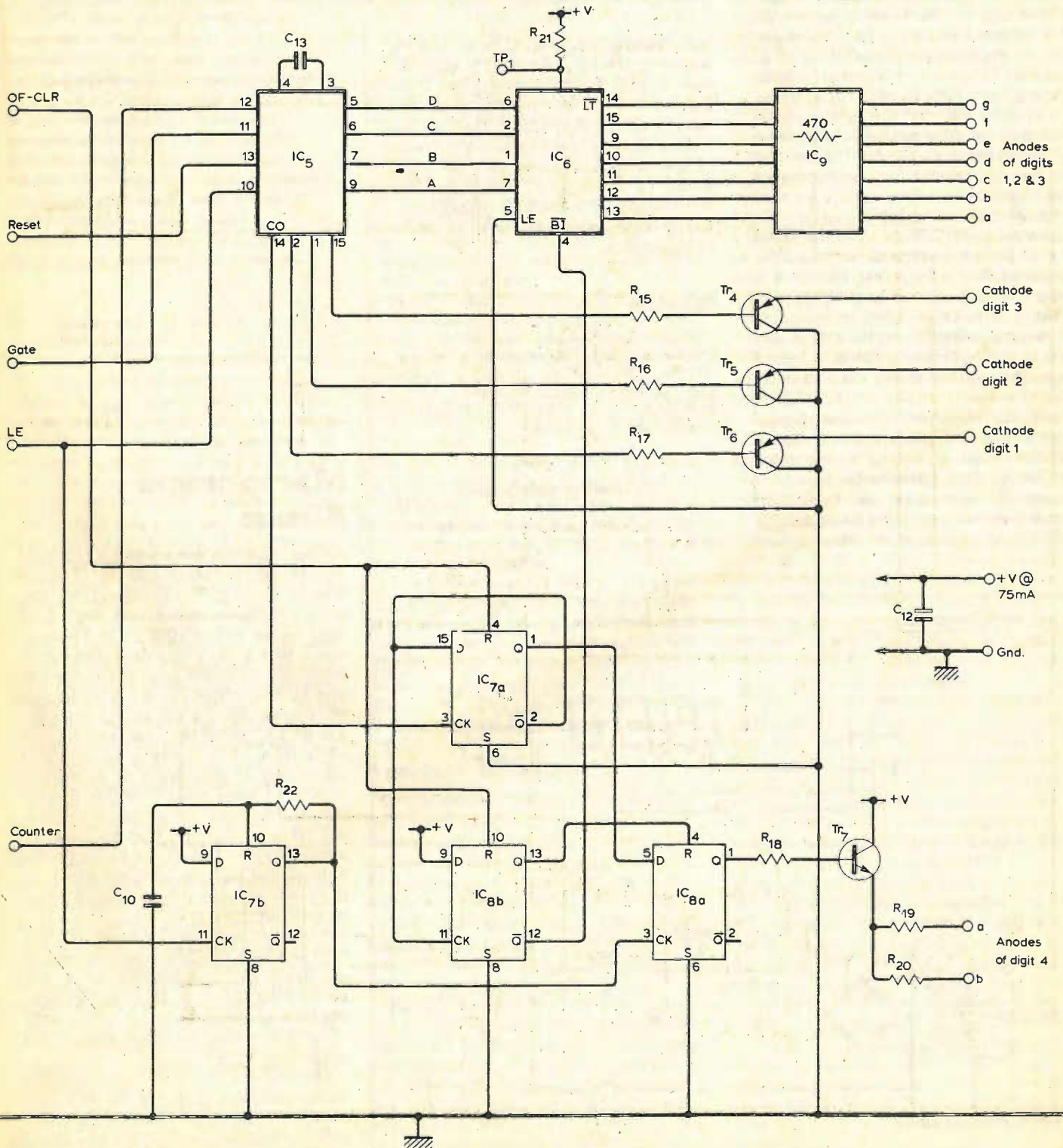


Fig. 3. Complete circuit diagram of the meter. The instrument is built in two boards, equivalent to left and right-hand halves of the diagram.





type, with a locking action on one side and a momentary action on the other to give a push-to-read facility and a continuous-read position. This modification has greatly extended the time between recharges, and would similarly benefit ordinary dry-cell operation. A second possible modification could be made by those who need to extend the maximum range of the instrument, at the expense of losing the minimum range of 199.9pF. The modification consists of replacing  $R_{28}$ ,  $R_{41}$  and  $R_{51}$  with the next-lower-decade values, at the same time changing  $R_{29}$ ,  $R_{11}$  and naturally,  $R_6$  with their next-lower decade values. This would have the effect of making Range 1 1999pF and Range 6 199.9 $\mu$ F. Note that the non-zero output resistance of  $IC_{1b}$  will artificially lengthen the time constant and must be allowed for. The average output resistance of 15 samples of this i.c. was found to be 260 $\Omega$ , ranging from 210 $\Omega$  to 303 $\Omega$ . In addition, it was observed that the output resistance was not constant with load, tending to increase as the load increased. For one sample the output resistance was found to remain constant for load resistances down to 10k $\Omega$ , and to have increased to 281 $\Omega$  from its initial value of 244 $\Omega$  for a load of 1k $\Omega$ . Buffering the output of  $IC_{1b}$  with a fast voltage follower would eliminate the problem.

The unit has now been in operation for several months, and no drift has been observed in the displayed values of the calibration standards used to calibrate the instrument. With battery power, the observed values of display jitter amount to  $\pm 0.7$  pF for Range 1, and the usual  $\pm 1$  count in the least-significant digit position for all other ranges. The instrument has been temperature cycled and, using Range 4 with a 100nF capacitor at room temperature,

#### The author

Adrian Ryan was educated at the College of Electronics, which was part of the Royal Radar Establishment, Malvern. He then went to the Government Communication Headquarters, Cheltenham, where he spent 11 years in research and development. He has been a design consultant for an electronic organ company, and at present is with the North Atlantic Treaty Organisation in Brussels, Belgium. He is married with two small daughters, and amongst his many interests is an active radio amateur, holding the call signs of ON8WV and G3VJN, a hi-fi enthusiast, a poor organist, and an enthusiastic motorcyclist.



the reading at +40°C was -0.7%, whilst at 0°C it was +0.7%, thus demonstrating the inherent stability of the instrument. With the push-to-read modification incorporated, the unit has indeed demonstrated its utility and ease of operation, and along with the ohms range of my digital multimeter has virtually replaced the LCR bridge. Now, if only there was a convenient analogue of inductance...

#### References

1. MM54C14/MM74C14 Data sheet.
2. National Semiconductor Application Note AN-140 "CMOS Schmitt Trigger - A Uniquely Versatile Design Component."
3. Vol. 5, Series A. CMOS Integrated Circuits, pps. 7-288/7-293.

#### Printed circuit boards

A set of two single-sided p.c.bs is available for £7.50 inclusive of v.a.t. and UK postage from M. R. Sagin at 23 Keyes Road, London NW2.

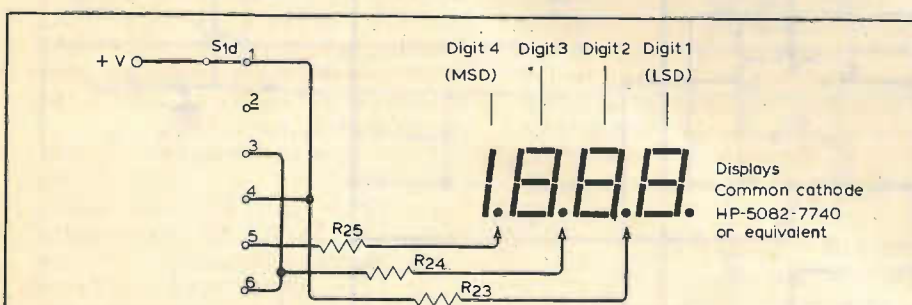


Fig. 5. Switching for the decimal point.

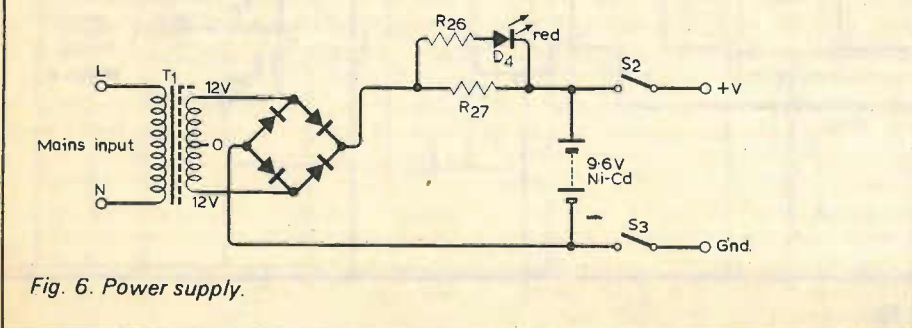


Fig. 6. Power supply.

## Marconi and Airbus

Airbus Industrie has chosen a proposal by Marconi Avionics and the German firm of Liebherr Aerotechnik for the microprocessor control of flaps and slats on the new Airbus A310. The system is to provide a high degree of safety (slats and flaps are used in the takeoff and landing phases of a flight) by self monitoring, by the use of two separate systems of different type and by the provision of a certain amount of autonomy in operation to avoid the effects of crew error. Should a crew member attempt, for example, to close the leading-edge slats at too low an airspeed, or to extend the trailing-edge flaps at too high an airspeed, the controls will prevent the command being carried out.

The microprocessors used are the 6800 and 8085, one being used to control the flying surfaces and the other in a monitoring function. Different designs are used in the expectation that a software fault would not affect each in the same way.

Marconi are now very experienced in automatic flight control, having supplied the system for Concorde and the highly-automatic system for the abandoned Boeing YC-14 military transport.



# How serious is multipath distortion?

Effect on sound quality and bit-streams in broadcast reception

by Pat Hawker, Independent Broadcasting Authority

**According to one broadcaster, multipath distortion is "one of the major factors" which deteriorate received sound quality in v.h.f./f.m. broadcasting. Yet, says the author, it has had relatively little investigation in the UK for over twenty years. This article discusses its effects and prevalence in both conventional broadcasting and systems using digital information; outlines a recent Japanese analysis of how it affects stereo reception; and finally considers what can be done, if anything, to minimise the problem.**

In introducing his article "Audible amplifier distortion is not a mystery" (*Wireless World*, November 1977) Peter Baxandall quoted Bertrand Russell: "Some things are believed because people feel as if they must be true, and in such cases an immense weight of evidence is necessary to dispel the belief." He showed that much of the advice given to would-be high-fidelity enthusiasts was (still is?) misleading; that popular "reviews" of consumer equipment sought to perpetuate myths of supposed subtleties by evolving "a series of wilder and yet wilder pseudo-scientific hypotheses", and that the public is being encouraged to "detect" forms of subjective distortion that defy (and sometimes contradict) objective engineering measurements; with some magazine reviewers showing much concern about levels of distortion that can be detected (if at all) only by the most musically-sophisticated listeners.

But is there not another anomaly in what is sometimes referred to as the great hi-fi-con? Serious and detectable forms of distortion go unmentioned, either because they are difficult to relate to particular equipments or because the whole subject may still be surrounded by uncertainty, may differ according to particular circumstances, or may be contrary to what, otherwise, may be highly desirable trends.

Multipath distortion of v.h.f./f.m. sound broadcasting, mono, stereo and (potentially) 'surround sound' is a notable example.

Broadcast engineers for over a quarter-century have recognised that, for good quality reproduction, v.h.f./f.m. offers great advantages over m.f./

a.m. in terms of full audio bandwidth (up to 15kHz), in much increased dynamic range (and consequent reduced need for compression) and in reduction of the co-channel interference that plagues European m.f. broadcast reception. It has been a major disappointment that the public continues to rely so much on m.f. transmissions: a BBC survey only a few years ago indicated that at any given time 86 per cent of the audience were listening on m.f./l.f. compared with 14 per cent on v.h.f./f.m. — even although a far higher percentage were equipped with v.h.f./f.m. receivers.

Public bodies, including the Crawford Committee (1974) and the Annan Committee (1978), have repeatedly stressed that listeners should be encouraged to use v.h.f./f.m.; the IBA in setting up independent local radio services puts into the contracts that m.f. is provided "as a back-up service", implying that the day is anticipated when the vast majority of listeners will use v.h.f./f.m.; rather more cynically (or realistically?), the programme companies tend to concentrate their promotion on their medium wavelengths.

The broadcasters have thus felt obliged to attempt to induce the public to make more use of v.h.f./f.m. The many advantages, rather than the few disadvantages, have been stressed: little emphasis has been put on multipath distortion, although the problem has been recognised for more than 20 years.

## Effects of multipath

For the listener multipath distortion may pass unnoticed on receivers of limited audio bandwidth but on high-quality installations may vary from just perceptible to severe breaking up of the higher audio notes. While often comparatively difficult to detect subjectively on orchestral music, it can be observed on sustained notes and solo instruments; notably on solo piano or classical guitar. It has been likened to a "tissue paper" effect produced by an off-centre loudspeaker speech coil; it can also cause distortion of sibilants and indeed any loud high-frequency audio components. The Japanese broadcasting organisation, NHK, has recently stated categorically that for v.h.f./f.m. stereo it is one of the major factors which de-

teriorate the received sound quality, though noting that for many years its characteristics were not determined precisely because of the difficulty of analysis by conventional methods.

## How common is multipath?

There is very little doubt that multipath conditions are responsible for a very significant share of the degradation of broadcast transmissions received on high quality equipment. Multipath distortion is due to the simultaneous pick-up of direct and reflected signals, and is the counterpart of the well-known "ghosting" on television; however, unlike tv ghosting its effect may not be readily observed by the listener, nor can its effects be readily mitigated by adjusting the aerial while watching the picture.

It is brought about by reflections from tall buildings, hills, mountains, gas holders, towers and masts, cranes and similar high structures and may vary seasonally or over a period by changes in foliage, new building work and the like. Generally long-term multipath 'echoes' are more likely to be prevalent on Band II (88-97.5MHz) than on u.h.f. television Bands IV, V. Over the years, there has been an increase rather than a decrease in multipath conditions, particularly in urban areas, due to the amount of high-rise building.

There appears to have been relatively little investigation into multipath distortion in the UK for over twenty years. Soon after the BBC began regular v.h.f./f.m. broadcasting from Wrotham in May 1955, unexpected reports of poor quality began to arrive and engineers at the BBC's research centre at Kingswood Warren began an investigation<sup>1,2</sup>. It was soon discovered that the problem stemmed from multipath propagation and a special measuring technique was developed using an oscilloscope display as in Fig. 1. In the absence of a reflected signal a horizontal trace is obtained. When reflected signals are present, the phase difference and hence the resultant amplitude varies with instantaneous frequency; such a display provides an indication not only of the ratio of the amplitudes of the two signals but also the path difference between the signals.

The investigations, at a large number



of sites, showed that even on standard receivers there were few sites where at least "just noticeable distortion" was not observed when using indoor aerials; distortion could be minimised by ensuring that the a.m. suppression characteristics of the receivers were good and by the use of outside aerials.

It was also shown that distortion becomes more serious as the difference in path length (long-term echoes) increases. The amplitude of reflected signal compared with the direct signal needed to produce "slightly disturbing" distortion on solo piano was found to be about 35 per cent for a path difference of five miles, but only 6 per cent for a path difference of 18 miles. These investigations (before the advent of stereo) were of course confined to monophonic transmissions.

While the results of these investigations were released to set makers and the technical press, the work appears to have been allowed to lapse; perhaps on the traditional broadcasters' argument that "the signals were all right leaving us".

Recently NHK have released some details of an analysis made of multipath distortion in stereophonic reception<sup>3</sup>. It is suggested that although distortion due to multipath propagation is one of the major factors causing degradation of broadcast sound, its characteristics have not previously been determined because of the difficulty of analysis by conventional methods.

The NHK engineers have analysed the relationship between the audio distortion and the relevant multipath parameters using electronic computation to which fast Fourier transform processing was applied. "In this way," the report states, "the complicated

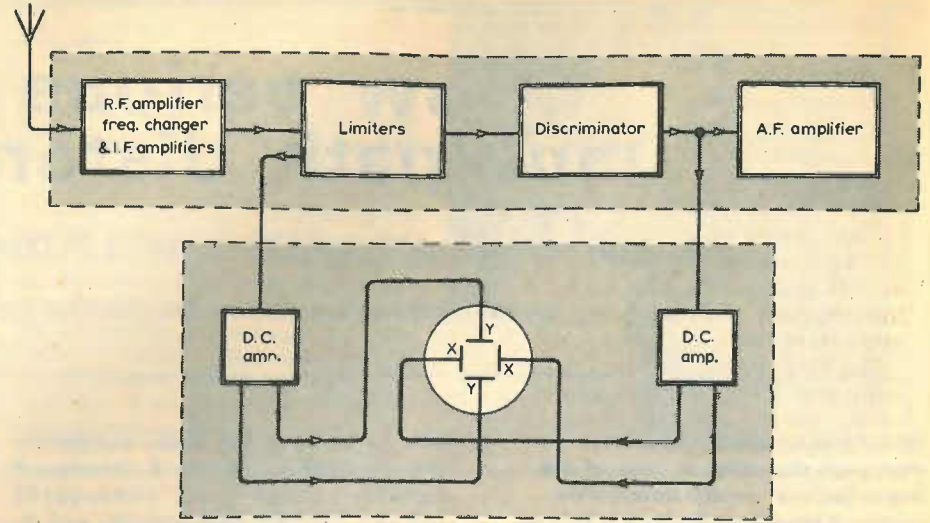


Fig. 1. Measuring equipment used by BBC in 1950s for investigating the extent of multipath reception of v.h.f. / f.m. transmissions.

computation was easily performed and extensive analysis of the distortion was made possible, providing a clear understanding of the nature of the distortion."

Some of the results obtained for stereo reception are that:

1. The distortion tends to be pronounced if the delay time of the reflected undesired signal (U) with respect to the direct desired signal (D) is comparatively long (thus confirming the BBC experience).
2. The distortion is almost inversely proportional to the D/U ratio if this ratio exceeds 10dB.
3. The phase difference which gives maximum or minimum distortion is not constant but varies with such parameters as delay time, modulation

frequency and depth of modulation.

4. Maximum distortion at 15kHz is greater than at lower audio frequencies, and is several times greater than that at 1kHz.

Fig. 3 shows a computed example of the spectrum distribution of the distorted output signals at 15kHz modulation. Fig. 4 shows the relationship between the required D/U ratio and delay time for various parameters of maximum distortion (at 15kHz). This shows clearly that high values of D/U ratio are needed to ensure good sound quality in situations where multipath propagation exist. Indeed the 20-year-old BBC investigation, and more recent IBA investigations of multipath on u.h.f. signals in relation to teletext reception, suggest that such high D/U ratios are seldom found unless great care is taken in aerial installation.

Work on digital systems, which are susceptible to both short-term and long-term echoes, has underlined the unsuspected extent of multipath, even on u.h.f. where highly directional aerials can be used. For example IBA surveys showed that 86 per cent of pictures checked in homes in the Hebden Bridge service area and 79 per cent in the Abergavenny service area had visible ghosting; perhaps more significantly it showed that in those situations where multipath was sufficiently bad to cause teletext failures, it was not possible to recover the situation simply by swinging or re-adjusting the aerial within the limitations imposed by the space available on a chimney stack<sup>4</sup>.

BBC experiments on multiplexed digital sound carried out at Pontop Pike in 1977-78 indicated that while reception quality was very good in many areas, there were a disturbing number of 'black spots' where the bit-stream was seriously corrupted by multipath. The extent of this problem seems to have surprised those broadcast engineers who have come to have enormous faith in digital techniques, although less


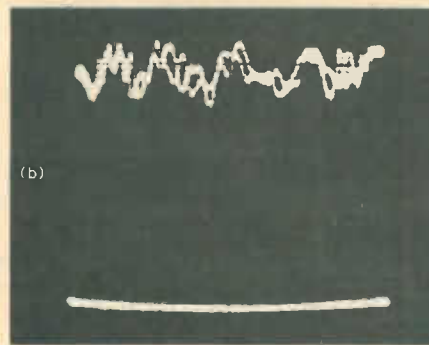
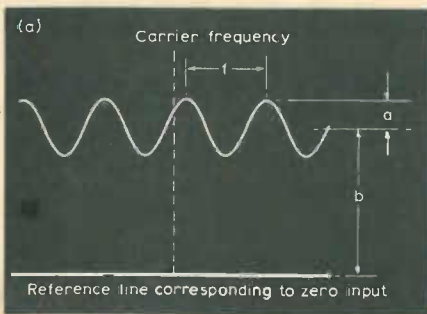


Fig. 2. Type of display obtained using the equipment of Fig. 1 (a) Idealised display in which the ratio of the amplitudes of the direct (D) and indirect (U) signals is represented by a/b and their path difference in km by  $300/f$  where  $f$  is the frequency separation in kHz between adjacent maxima of the trace. (b) Display obtained at a typical site using a correctly oriented dipole. (c) Trace at the same site using a 4-element Yagi aerial indicating considerable reduction in the amplitude of the reflected signal compared with the direct signal.



surprising to those who have long been concerned with the low bit rates that, primarily because of multipath, can be reliably achieved on h.f. radio circuits.

Sir James Redmond, when BBC Director of Engineering, is on record<sup>6</sup> as saying of the p.c.m. work: "Our initial experiments have shown that, in heavily built-up areas, there are reception problems due to multipath propagation as indeed there are with existing f.m. transmissions. We shall probably have to try other forms of modulation."

The BBC appears to have considered using multiplexed radio channels on a wideband f.m. bearer as a further alternative means of carrying a stream of separate radio network transmissions within a single v.h.f. television channel.

Such systems, it is claimed, would offer a unique opportunity to make radio reception simple and reliable. While this may well be the case, we should surely think very carefully before committing the UK to a third system of radio while still having to maintain m.f./a.m. and v.h.f./f.m. systems.

The investigation by the IBA of the effect of multipath on teletext errors led Peter Hutt to express the opinion<sup>5</sup> that the conventional theoretical model is not a satisfactory one for reasons that are not clearly understood. Whereas the accepted "model" indicates that a u.h.f. signal might be expected to have equal probability of gain or loss (due to the additive or subtractive effect of the reflected signal) across the bandwidth of the vision signal, in fact there appears to exist a strong propensity for colour subcarrier loss in typical built-up areas.

A similar puzzle has arisen in American investigations into the use of circular polarisation for television as well as sound transmissions. Circular polarisation provides an effective method of discriminating against reflected signals, since, on reflection, the sense of polarisation is changed. In other words the transmitted 'left-hand' (anti-clockwise) signals become, on a single reflection, 'right-hand' circular. Clearly circular-polarised transmitting and receiving aerials provide an effective method of reducing multipath distortion. However, very few listeners have circularly-polarised aerials but receive the signals on linear-polarised aerials (losing a potential 3dB in the process).

The American tv investigations, such as that carried out by Jampro at KLOC-TV, California,<sup>7</sup> suggest that ghosting is reduced on circularly polarised signals, regardless of the mode of reception. While circular polarisation is used on virtually all of the IBA's ILR transmitters, no investigations have been made to ascertain whether or not multipath distortion is reduced in a similar manner. While it is difficult to see any theoretical basis for the American findings, it may well be because of the rotation of the plane of polarisation of v.h.f. signals in built-up areas and where the signals are received indoors:

**Table 1. Investigations by BBC in 1950s**

(Typical sites — indoor aerials — private houses)

Distance from transmitter (km)	Mean long-path reflection (%)	Maximum long-path reflection (%)
35	16	50
34	5	12
29	1.5	12
36	7.5	15
24	6.5	7.5
60	10	20
35	9	25
34	7.5	14
41	5	8
61	11	13

**Notes:** Long-path reflections are defined as those where there is a path-difference greater than 3km. At each site a dipole aerial was placed at picture-rail level on two adjacent walls and at table level parallel to the walls (positions of very low signal strength disregarded). At one site measurements made over 13 days showed variation in relative amplitude of reflected wave varying from 13.3% to 17.5% but relative phase remained within  $\pm 13^\circ$  showing that path difference (18km) remained virtually constant. Using indoor aerials just-perceptible distortion could be anticipated at all 45 sites tested.

direct circular polarised signals could be expected to be received on average better, and this may be more important than any corresponding improvement in reception of the unwanted, reflected signals, though there appears to be no experimental evidence to support this. Surveys of the advantages of circularly polarised aerials for v.h.f./f.m. transmission<sup>8</sup> appear, like so much else written on v.h.f./f.m. broadcasting, to overlook this question.

When the BBC set up its national

networks of v.h.f./f.m. transmitters, the upper limit of audio frequencies was normally set by the "music lines" of the Post Office distribution circuits; this meant that audio frequencies much above 7kHz could not be guaranteed. These circuits also presented problems in handling stereo over distances exceeding about 50-75 miles. However, in recent years the BBC has introduced its p.c.m. digital transmission system which provides high-quality stereo up to about 15kHz throughout the UK. At the same time, the ILR stations are able to provide good quality stereo since the transmitters are seldom more than a few miles from the originating studios.

These developments have increased rather than decreased the importance of multipath distortion.

The current work by both IBA and BBC, to evaluate various matrix systems of 'surround-sound' such as MSC and HJ, using "2", "2½" or "3" transmission channels does not appear so far to have included any practical assessment of the effects of multipath on the different systems, although IBA engineers are hoping to undertake a study shortly in connection with the MSC (Mono-Stereo-Compatible) system.

The possibility of using charge-coupled-device delay lines to reduce ghosting on television pictures has been reported<sup>9</sup> but little thought appears to have been given to whether similar techniques could be usefully applied to v.h.f./f.m. reception.

### Minimising multipath distortion

Multipath propagation of v.h.f. signals is a fact of life: it would appear that even by installing good outdoor aerials of reasonable directivity the listener would often be unlikely to reduce long-

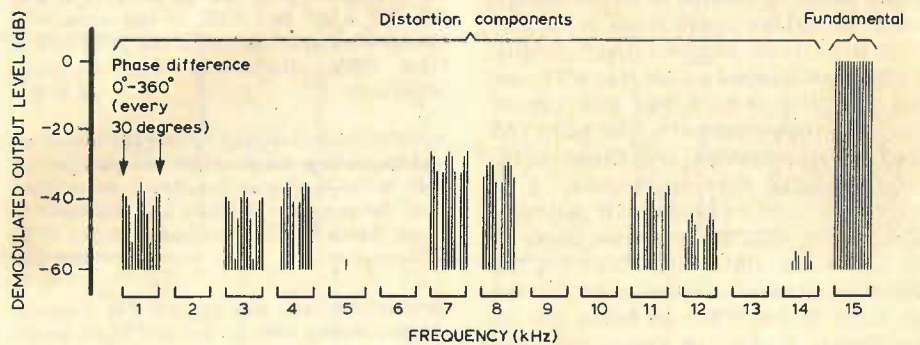


Fig. 3. NHK-computed example of spectrum distribution. The D/U ratio is 20dB; delay time 10µs; modulation — left signal, 15kHz, 100%; maximum distortion 5.6% (when 180°); and minimum distortion 4% (when 90° or 270°).

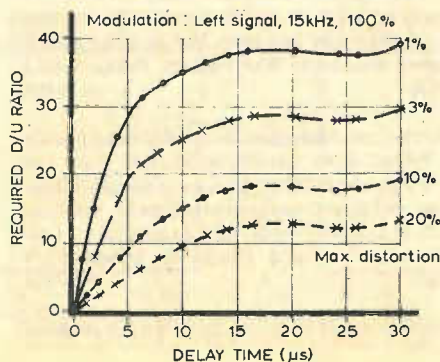


Fig. 4 (left). Relation between required D/U ratio (desired signal/undesired signal) and delay time (path difference) as calculated by NHK.



path echoes to the extent suggested as desirable by the NHK calculations. There are severe practical problems even in attempting to reduce the strength of reflected signals by physical adjustment of the aerial.

The BBC in its otherwise very useful booklet "How to get the best out of stereo radio" (July 1977) has a paragraph devoted to multipath ("distortion of sibilants or other high-pitched loud signals" page 10) which suggests: "The directional properties of a carefully positioned multi-element aerial can often be used to reduce the pick-up of the reflected signals and thus reduce or eliminate the distortion. The best position of the aerial will normally be the one giving the best ratio between the wanted and the reflected signal - this is not necessarily the position giving maximum pick-up. The optimum position can be found by moving the aerial in an arc of about 30 degrees either side of the maximum signal position and selecting the position within this arc which gives the best listening result."

This, if with respect one may say so, is not so helpful as it may appear. One has the image of a quality conscious listener nipping up to his roof to adjust his possibly large directional outdoor aerial, carefully waiting before doing so for the broadcast of a long piano solo with plenty of high-frequency notes. Life is just not like that. The aerial will almost certainly have been installed (carefully perhaps if not by a rooftop cowboy) and checked to ensure that it provides sufficient signal on all channels to overcome stereo noise. I cannot imagine the installer being in any position to cope with multipath distortion except of the most gross kind. Unlike television he has no visible 'ghosts' or even test cards to guide him. If he tests the installation and detects distortion there is no guarantee that he will identify it as multipath distortion but is more likely to ascribe it to the equipment. In bad multipath areas, television investigations suggest that simply swinging the aerial a little way off beam may slightly reduce, but will almost certainly not eliminate, the reflected signal. Furthermore it is in those conditions (where maximum pick-up of signal does not coincide with optimum D/U ratios) that there is most likely to be significant differences between the different channels. Indeed a simple test to identify distortion as being due to multipath is often to switch between channels and note whether the distortion disappears!

The original BBC investigations highlighted the importance of the a.m. suppression characteristics of the receiver/tuner and the need to have a "balance" or "a.m. rejection" adjustment with a typical ratio detector. However even this may prove unsatisfactory, particularly as such adjustments and measurements are most likely to be carried out with a signal generator modulated with 400Hz tone

which in conjunction with the time-constants of the receiver limiters may indicate a degree of a.m. suppression that differs significantly from that at 15kHz.

What then can be done? Clearly good high, outdoor aerials and good a.m. suppression can result in a very worthwhile improvement. We could try to convince town-planners that high structures should be discouraged (unless needed to support the transmitting aerials!) but even that will not remove mountains. Multipath is going to remain a problem - but do we not need more awareness of its impact, more knowledge of its practical effects, more thought on whether it could be reduced by more use of circular polarisation? Or shall we just continue to sweep it under the carpet and pretend that v.h.f./f.m. can always or usually provide high fidelity reception? Or regard the present system as obsolescent and direct our thoughts to alternative modes of transmission such as multiplexed wide-band f.m., or digital systems, or direct broadcasting from satellite at frequencies of the order of 1-2GHz?

## References

1. BBC Research Department investigations into multipath distortion, 1956 (apparently unpublished but circulated to set makers and technical/trade press).
2. Patrick Halliday. "Reducing FM Multipath Distortion", *Electronics World*, October 1961.
3. "Analysis of Multipath Distortion in FM Sound Broadcasting," NHK Technical Research Laboratories, June 1979.
4. L. A. Sherry. "A summary of ORACLE field trials", Teletext Transmission Working Group Note 51, IBA 78.
5. P. R. Hutt. "The Fundamentals of Teletext Transmission", IBA 1977.
6. J. Redmond. "Broadcasting: the developing technology", *Proc IEE*, Vol 126, No 1, January 1979. See also *Wireless World* December 1978, p. 52.
7. "Test results comparing circular with horizontal polarisation in u.h.f. tv broadcasting", Jampro Antenna Company, 1976.
8. J. Ryan. "A new circularly polarised f.m. broadcasting aerial for Band II", IBC 1968, IEE Conference Publication No 46, Part 1.
9. Syunichi Ohnishi and Masaharu Obara. "Application of charge-coupled device for cancellation of tv ghost signals", NHK Laboratories Note No 226, May 1978.

## Literature Received

Course book and cassette with several programs contain a training programme for complete beginners to **computing**. It is based on Strathclyde BASIC and the Commodore PET microcomputer. The course book was written by Andrew Colin and is well organized. Course costs £12 from Commodore Business Machines (UK) Ltd, 818 Leigh Road Trading Estate, Slough, Berks.

**Load cells** made by Hottinger Baldwin are for use in tension and compression and are rated between 500g and 20 tons. Cells are the U1; U1-V and Z3H, in the accuracy classes 0.1 and 0.3. A leaflet can be obtained from HBM, Stonefield Way, Ruislip, Middlesex. WW401

A leaflet on the range of **Robnorganic mixing and dispensing machines** for two-part resins used in the electronic industry is obtainable from Robnorganic Systems Ltd, Highworth Road, South Marston, Swindon, Wilts. SN3 4TE. WW402

Hewlett-Packard will run several training courses during 1980 on gas and liquid **chromatography**, Winnersh being one of the centres used. A brochure describing the courses can be had from H-P at King Street Lane, Winnersh, Wokingham, Berks. RG11 5AR. WW403

Short-form catalogue from B&K describes in a rather more complete manner than the average 'short-form' a range of **sound, vibration and signal analysis equipment**. Publication is available from B&K Laboratories Ltd, Cross Lances Road, Hounslow, Middx, TW3 2AE. WW404

Leaflets specifying the facilities for making

graticules, diffraction gratings, grids and other **precision photographic products** are obtainable from Opsec Ltd, Holywell Hill, St Albans, Herts. WW405

A supplement to the ITT **instrument catalogue** is available, containing information on, among others, the Texas TM990/189 microcomputer learning aid and Iwatsu oscilloscopes. It can be obtained from ITT Instrument Services, Edinburgh Way, Harlow, Essex. WW406

Bibliographies on the application of **micro-processors** in engineering, in home and office, in science and medicine and in electrical engineering are published by the IEF at prices ranging from £6.50 to £10.00. They are obtainable from the Marketing Department, The Institution of Electrical Engineers, Station House, Nightingale Road, Hitchin, Herts. SG5 1RJ.

Products for the home constructor in the Vero range of **prototype building aids** are selected for inclusion in the new Hobbyist catalogue, which is available at 40p by post from Vero Electronics Ltd, Industrial Estate, Chandler's Ford, Eastleigh, Hants, SO5 3ZR.

Theory and application of **mixers** is described in practical terms in a booklet which is obtainable free of charge from Hatfield Instruments, Burrington Way, Plymouth, Devon PL5 3LZ. WW407

Two publications from Plessey. Professional Radio Applications covers design and application using the range of Plessey **radio linear i.c.s**, including synthesizers. Also an abridged catalogue of all Plessey i.c.s. Both obtainable from Publicity Office, Plessey Semiconductors, Cheney Manor, Swindon, Wilts. SN2 2QW. WW408



# Shared-memory colour-graphics visual display system

Teletext / Prestel-compatible unit interfaces with Z80 computer and colour TV set

by S. J. Marchant, B.Sc., University of Nottingham

This article describes a design for a memory-mapped, colour-graphics visual display unit for use with a microprocessor and a modified colour TV set. Although the unit was designed to operate with a Z80 and a modified 14-in Sony portable TV, interface requirements are simple and can easily be modified for use with other processors and television receivers.

The unit operates with a supply of 5V at 1A and a 16-bit address, eight-bit data, MREQ, RD and WR signals. It generates R, G, B, black/white and sync. signals. The system appears to the processor as 4K x 8 bits of static r.a.m. and presents one l.s. t.t.l. load to each input. Address selection is achieved on-board and the r.a.m. can be placed anywhere within a 64K memory map. The circuit to modify the Sony TV, used as an interface between the TV and the main unit, is also described.

Functional block diagram of v.d.u. circuit board which operates with 16-bit address, eight-bit data, MREQ, RD and WR signals from microprocessor.

A memory-mapped display system is one in which the read/write memory for the display is shared with a microprocessor; the memory is mapped into a particular slot of the microcomputer's address bus. The reasons for using memory-mapped visual displays stem from three main advantages

simple hardware requirements; scroll or cursor control logic elements are not required  
maximum display flexibility  
high-speed updating.

Offsetting these are two important disadvantages

driving software is required to make the memory map appear as a terminal device to the microprocessor  
c.p.u./v.d.u. memory access competition causes glitches unless complex double buffering or cycle-stealing logic is included.

I overcame the first by writing a suitable package for the Z80 which makes the display appear as a terminal device. The software supports a cursor along with all the usual ASCII control codes. Full cursor control is included plus many graphics and colour facilities which use 31 of the available 32 control codes. This software can be placed in 2K p.r.o.m. and used just like an I/O device

driver routine. Table 1 lists the facilities included.

The problem of glitches has been resolved by blanking the display outputs for a few microseconds while the processor takes control, the processor having highest priority. In this way up-dating results in a certain amount of flicker which is normally found acceptable under most conditions. The problem can be eliminated if writing to the display is restricted to line and frame blanking periods. This can be achieved by using the blanking output as a strobe to the processor. Each line can be sensed via an I/O port and updating can only occur when this signal is active. Such polling can be built into the display software if required.

The principal features of the unit, described in detail in the following sections, are

- simple, flexible, low-cost, standard components
- microprocessor-compatible memory-mapped design appears as 4K x 8 bit static r.a.m.
- 64 x 26 character display
- 128 x 104 graphics elements
- eight foreground colours
- eight background colours

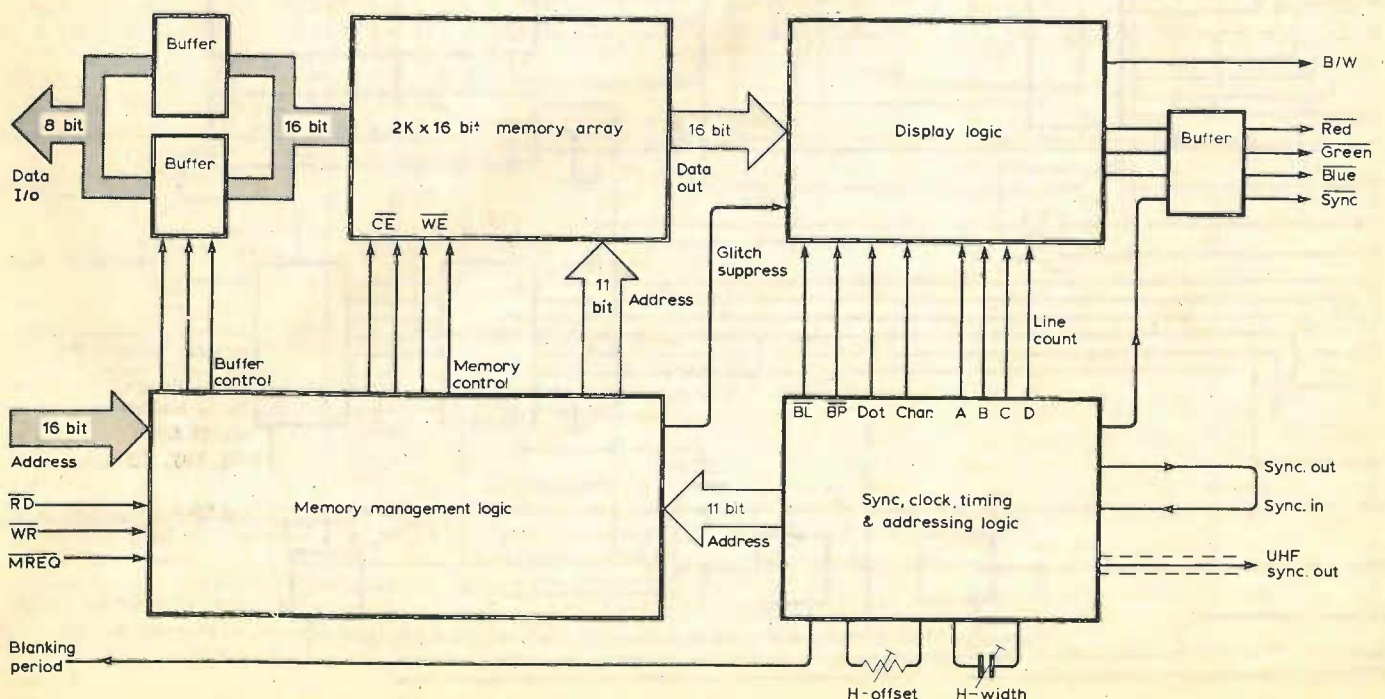
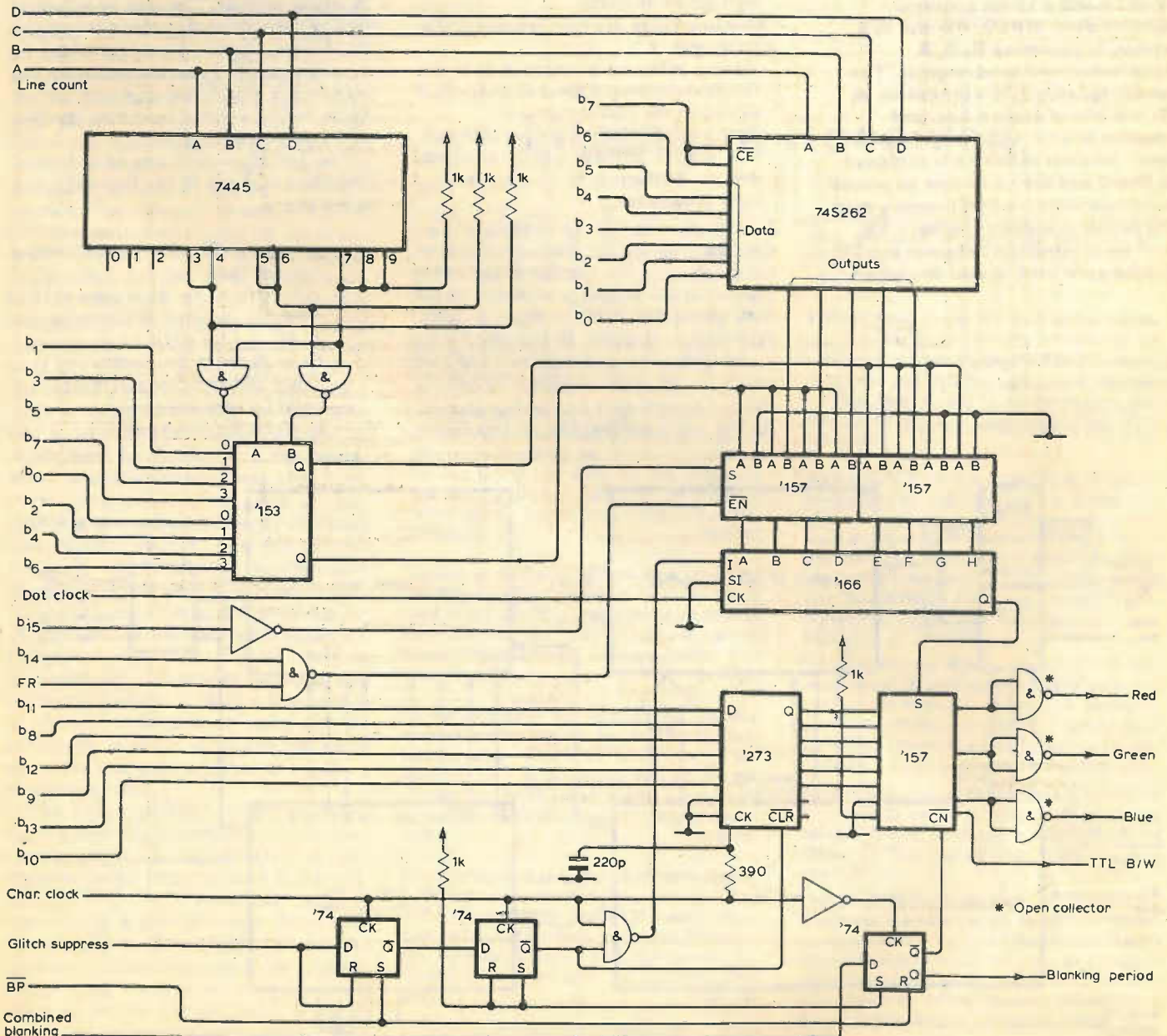




Table 1. Facilities included in driving software

Control Code	Char.	Function Description	Control Code	Char.	Function Description
0	@	NULL — routine returns carry set	16	P	BLA — black
1	A	DOT — graphic dot at X, Y (next two characters)	17	Q	RED — red
2	B	VCT — vector from X, Y, to X1, Y1 (next 4 chars)	18	R	GRN — green
3	C	CXY — positions cursor to X, Y (next 2 chars)	19	S	YEL — yellow
4	D	BKG — next colour control sets background	20	T	BLU — blue
5	E	EOL — erase to end of line	21	U	MAG — magenta
6	F	STS — define colour status byte (next char)	22	V	CYN — cyan
7	G	BELL — externally generated tone	23	W	WHT — white
8	H	BS — cursor left	24	X	PRT — print page to list device
9	I	TAB — tabulate 8 cols	25	Y	RGT — cursor right
10	J	LF — cursor down	26	Z	HOME — cursor to home position
11	K	VT — cursor up	27	ESC	— routine returns cursor off, carry set
12	L	CLR — clear screen	28	INI	— re-initialize
13	M	CR — cursor to left-hand side	29		
14	N	BL — blink	30	CON	— cursor on
15	O	BLO — blink off	31	COFF	— cursor off

Fig. 1. Display logic converts 16-bit data from memory array into colour signals.





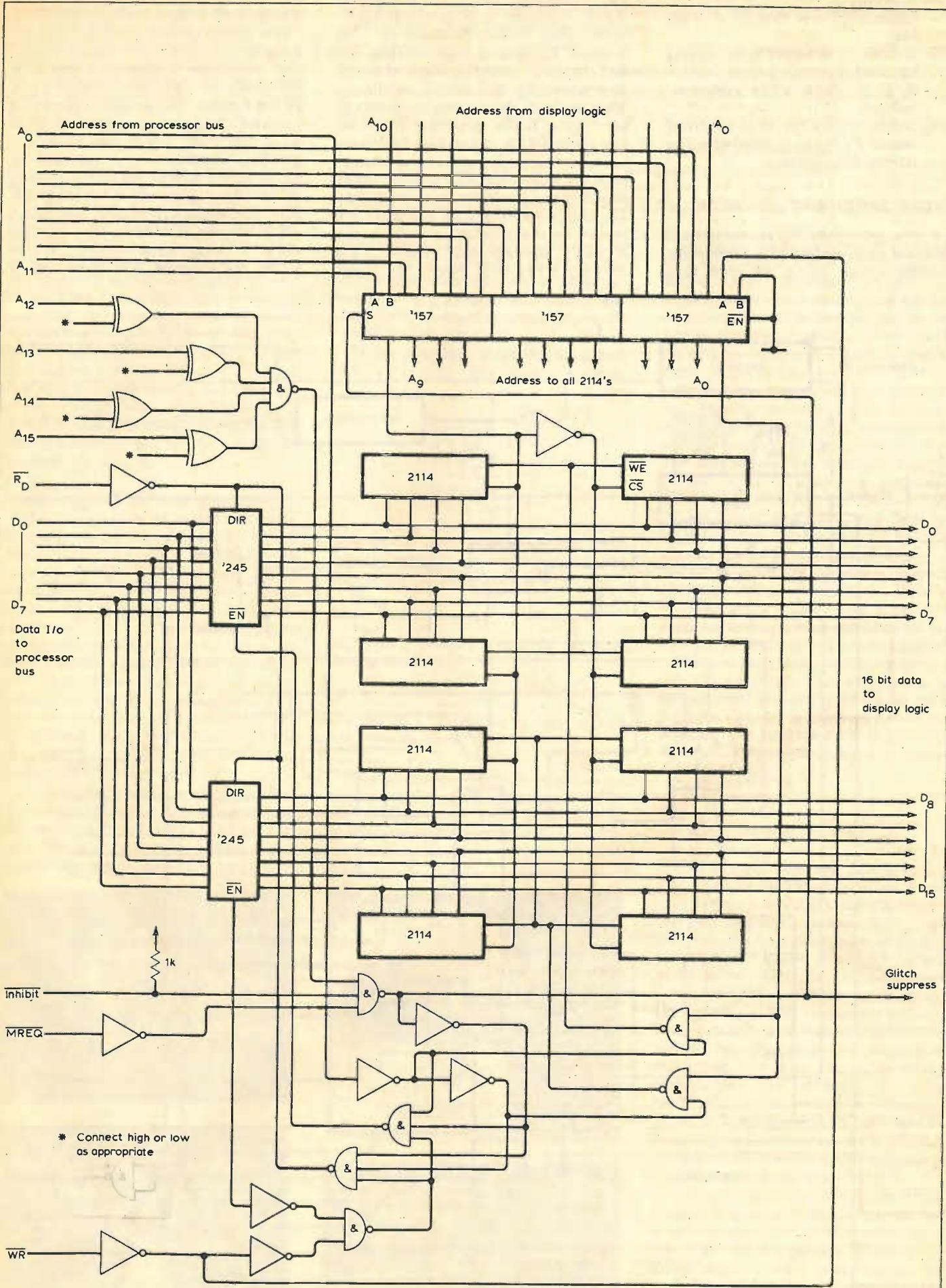


Fig. 2. Memory array and management logic to interface array with microcomputer bus and display logic.



- flashing
- upper and lower case (5 x 10 dot cell)
- internal or external sync. (giving optional superposed displays)
- R, G, B, black/white and sync. outputs
- connects directly to a modified colour TV via opto-isolated buffer
- teletex compatibility

**Circuit design and operation**

A sync-generator chip is employed to generate a convenient fully interlacing, combined sync. signal which is then

used to drive the timing and addressing logic, although any external sync. source may equally be used for this purpose. Addressing logic provides dot and character clocking pulses at a rate determined by the astable oscillator. The frequency determines the width of the display. It also generates a four-bit line count which increments from zero to nine in the course of a character row, together with a character column count (0 to 63) and character row count (0 to 25). The row and column addresses are passed to the memory array via the memory management logic. This memory array then passes the 16-bit

data word to the display logic where it is interpreted by the character generators.

The alphanumeric character generator is the 74S262N which supports upper and lower-case English-style ASCII. It also caters for descenders within a 5 x 10 dot format. The graphics generator contains a 7445 i.c. to decode the four-bit b.c.d. line count into a two-bit binary graphic character cell count, and an LS153 which selects the corresponding bit-pair from the memory word for display. The outputs from both generators are fed to the serializing shift register via a two-way data selector, which passes the required data according to

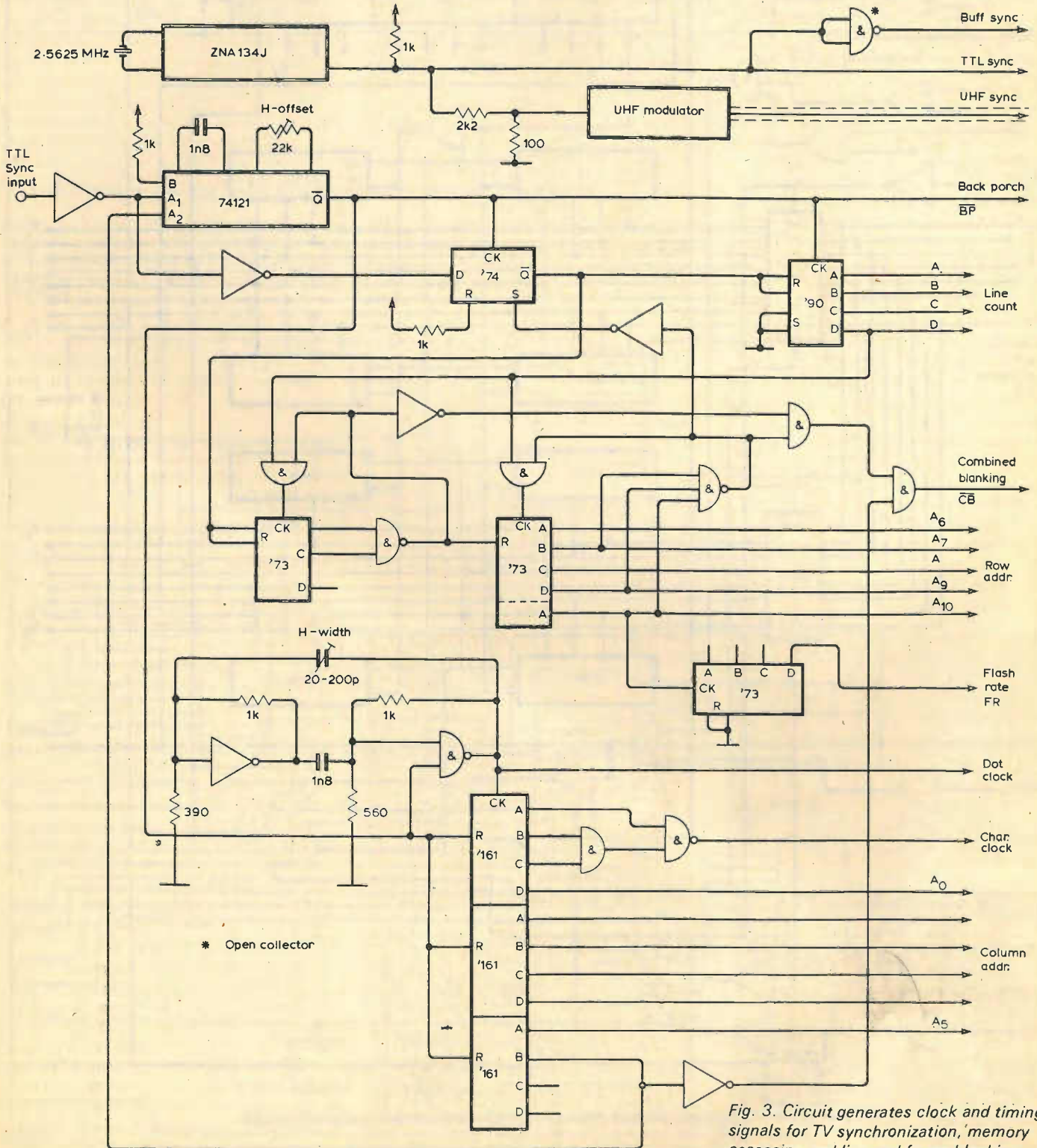


Fig. 3. Circuit generates clock and timing signals for TV synchronization, memory accessing and line and frame blanking.



the state of the graphic flag bit 15. Bit 14, the flash flag, has the capability of overriding the selection in favour of a black cell if it is set. This depends on the state of the flash rate low frequency clock which determines the flash frequency.

The output from the serializer is used to select either foreground or background colour bits from a six-bit latch loaded from the six remaining data bits 8 to 13. The R, G and B signals thus produced are buffered by an open-collector inverter ready for line transmission to the modified TV set where the lines are terminated, buffered and fed to high bandwidth opto-isolators. Isolation is necessary because most television sets have a live chassis. Following the isolators is another buffer and a high-voltage driver transistor operated in common base, the collector of which is paralleled onto the collector of the TV set's internal driver transistors. See Figs 1, 2 & 3 for the full circuit diagram.

**Interfacing with the microprocessor**

The objective is to make the v.d.u. appear to the processor as 4K x 8 bits of static r.a.m., although internally the r.a.m. is arranged as 2K words of 16 bits with each character represented by a 16-bit word. Of the possible 2048 characters only 64 x 26 are used owing to the practical limitation of 26 character rows in a 625-line raster (each character row takes 10 lines per frame). A 16-bit character word length stores the graphic/ASCII code, the three-bit foreground colour field, three-bit background colour field, the flash and graphic flag bits, see Table 2.

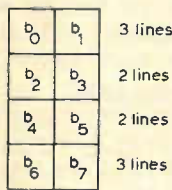
The display incorporates two character generators, one alphanumeric and one graphic. Bits 0 to 7 are sent to both generators but the value of b<sub>15</sub> determines which output is displayed.

**Table 2. A 16-bit character word length stores the graphic/ASCII code, colour fields, flash and graphic flag bits.**

Character code								Status byte							
b <sub>0</sub>	b <sub>1</sub>	b <sub>2</sub>	b <sub>3</sub>	b <sub>4</sub>	b <sub>5</sub>	b <sub>6</sub>	b <sub>7</sub>	b <sub>8</sub>	b <sub>9</sub>	b <sub>10</sub>	b <sub>11</sub>	b <sub>12</sub>	b <sub>13</sub>	b <sub>14</sub>	b <sub>15</sub>
ASCII code or graphic code								R	G	B	R	G	B	F	G
								Foreground colour			Background colour			Flash flag	Graphic bits

The foreground and background colour bits determine the colour configuration of that character whether it be alphanumeric or graphic, and similarly the flash bit determines whether or not the character is to blink.

In the graphics mode the character cell is divided into eight sections



and bits 0 to 7 dictate whether each picture sub-cell is to be displayed in the foreground or background colour e.g.

```
10001000 111 001 10
```



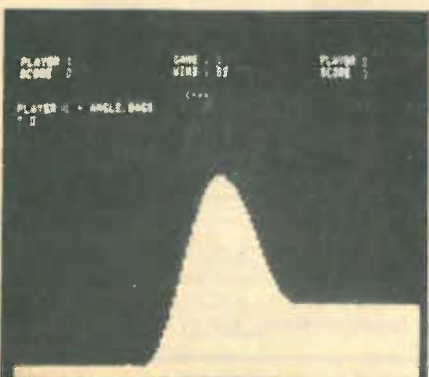

represents flashing white "A" on blue background

```
and 10011001 101 000 01
```

represents a checkered graphic cell of magenta on black.

*Photographs show examples of teletext displays (including 24 characters reserved for system program), plotting facility from a Basic program, and authors Basic game "shoot".*

*Photographs by University photographic unit.*



However, the processor can only cope with eight bits at a time, so the memory management logic maps all even addresses to character codes and odd addresses to status codes. As far as the processor is concerned each character is defined by two bytes of data in consecutive memory locations.

When the microprocessor accesses the display memory, the memory management logic will immediately transfer control to the processor bus. The display logic is informed that its incoming data is invalid when the "glitch suppress" line goes active. This causes a small blanking pulse to be set up and used to squelch any glitches that may be caused by this invalid data.

The memory management logic is also responsible for making the 2K x 16 memory array appear like a 4K x 8 array to the bus. This is achieved via the two LS245 bidirectional tristate buffers which are activated alternately to provide the microprocessor with access to one or other half of the 16 bits of data. Address line A0 is used to determine whether the microprocessor accesses the most significant byte or least significant byte.

**Interfacing the TV set**

This design does not incorporate a PAL encoder because the colour bandwidth of such a device is insufficient for this application. Consequently a personality circuit to interface the main visual display board to the TV is required. Direct interfacing to a TV, used with most teletext systems, improves the legibility of the text but the problem of live-chassis sets makes it difficult to implement. The common method of achieving this is to use an isolating transformer. The technique described here employs opto-isolation to connect the R, G, B signals (and an optional t.t.l. sync signal) combined with a v.h.f. modulator to provide synchronization. The scheme is illustrated in Fig. 4.

The technique does not require any track or links to be broken in the set and video output can therefore be superposed on the TV picture. If the set is tuned into the u.h.f. sync. output the picture is blank but synchronized to the v.d.u. and hence the display. If the v.d.u. is externally synchronized to an off-air transmission the display may be superposed over that picture. A t.t.l. opto-isolated sync channel is provided along



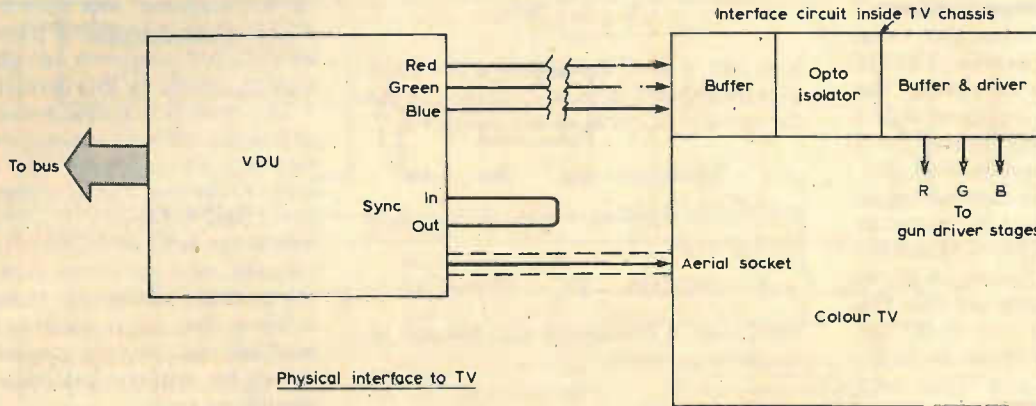
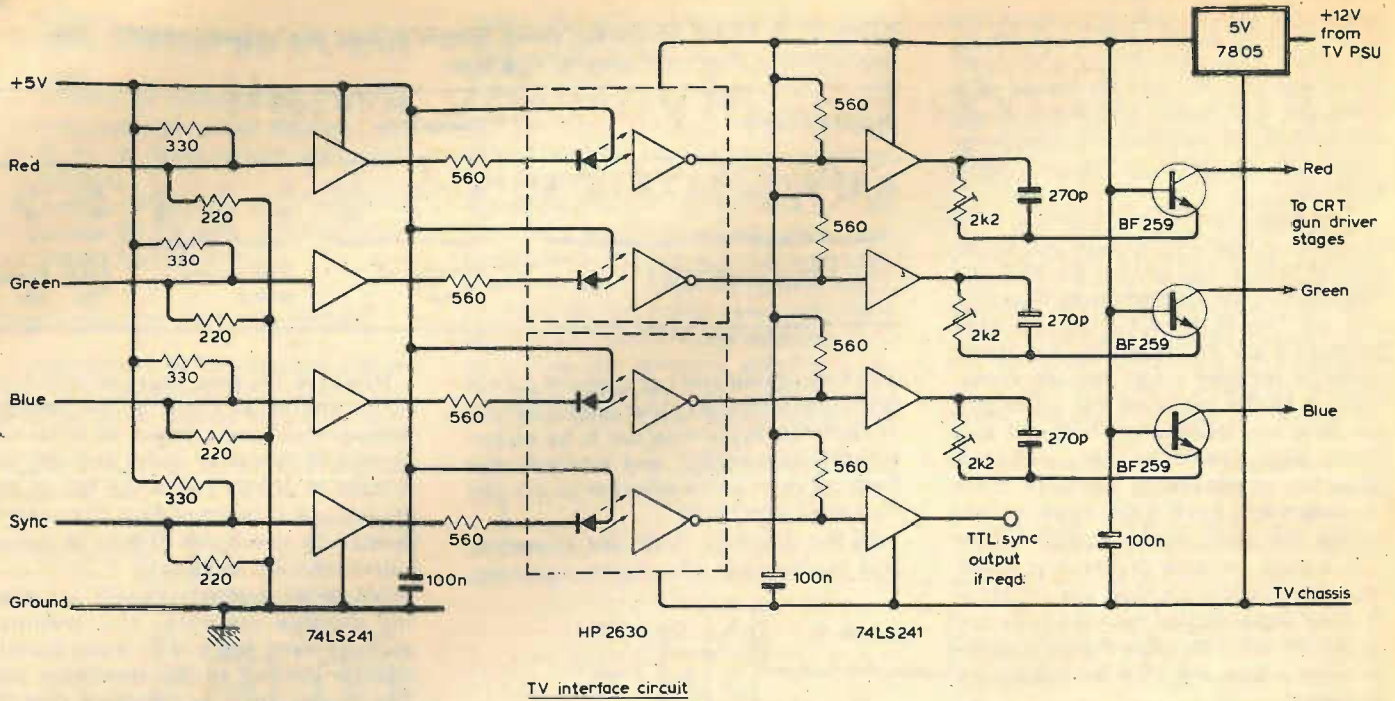



Fig. 4.

with the RGB isolation to provide extra flexibility should the u.h.f. link not be favoured.

### Teletext and Prestel compatibility

Although the display format is not identical to that specified for Prestel/teletext use, it is compatible. Under the control of a microprocessor, the display can be made to support most teletext/Prestel specifications, certainly the important ones. I have built a compact teletext interface for a Z80 computer system which uses the display system most effectively with a 2K-byte software package to complete this teletext facility. □

A double-sided glass-fibre p.c.b. for the colour graphics circuit will be available from M. R. Sagin at 23 Keyes Road, London NW2 for £18.50 inclusive of v.a.t. and UK postage. Roller tinned and drilled board measures 235 × 305mm.



Stephen Marchant, at 25, is joining Nottingham University as manager of a new microprocessor applications laboratory in the electronics department. Currently studying for a Ph.D. in the business application of microcomputers, he has designed and constructed many microprocessor-based projects which — he assures us — will form the basis of future articles.

### Guide to Broadcasting Stations

Many of our readers have been impatiently awaiting publication of the new edition of this long-established book and will consequently be glad to learn that it is now available. This 18th edition is in the familiar format, listing stations in the long, medium, shortwave and v.h.f. bands, in alphabetical order, by location and by frequency. There are also sections on receivers, aerials, signal propagation, station identification and reception reports.

The book costs £3.25, including postage, and can be obtained from General Sales Department, Room CP34, Dorset House, Stamford Street, VDON SE1 9LU.



# Circuit analysis by small computer — 2

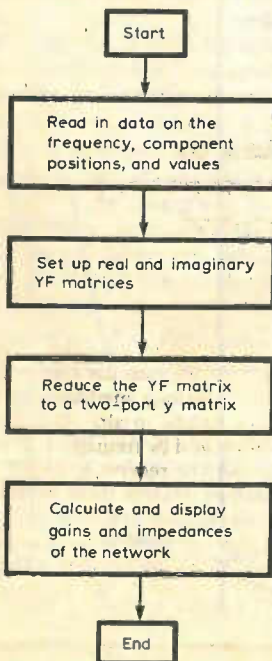
Programming and modelling techniques for common passive and active circuits

by A. S. Beasley, B.Sc. McMichael Ltd

The previous article (February issue) showed how an n-port analysis technique using the YF matrix could be translated into a simple rote procedure, which is ideal for small computer circuit analysis.

This article briefly outlines a program based on the YF matrix and then goes on to show the modelling techniques required for accurate analysis of common active and passive circuits. Examples and case studies, including microwave oscillators, power amplifiers and hybrid- $\pi$  models, show that computer breadboarding of circuits represents a useful and versatile tool for those engaged in electronics, industry, education and at home.

The computer program used throughout this article for circuit analysis is called Dirac. Dirac runs a Commodore Pet, which uses Basic, and occupies 14K bytes of memory. (Earlier versions of Dirac could perform adequate circuit analysis for under 5K bytes. The current Dirac program is considerably more versatile than shown here.) The essence of the procedure that Dirac follows is shown below. Methodology for setting up the YF matrix, the equations for its reduction and the equations for the



calculation of the gains and impedances of a circuit were discussed in the previous article, so this article is confined to examining the way Dirac manipulates the YF matrix.

Dirac sets up two matrices, one is used to store the real part of the YF matrix and the other the imaginary part i.e.

$$YF = \begin{pmatrix} YR(0,0), YR(0,1), YR(0,2), \dots \\ YR(1,0), YR(1,1), YR(1,2), \dots \\ YR(2,0), YR(2,1), YR(2,2), \dots \\ \dots, \dots, \dots \end{pmatrix} + j \begin{pmatrix} YI(0,0), YI(0,1), YI(0,2), \dots \\ YI(1,0), YI(1,1), YI(1,2), \dots \\ YI(2,0), YI(2,1), YI(2,2), \dots \\ \dots, \dots, \dots \end{pmatrix}$$

In setting up the YF matrix Dirac makes good use of the symmetry it possesses, this being greatest for passive components. By splitting the YF matrix into real and imaginary parts and by always choosing that mode 0 represents the input and that node 1 represents the output and node 2 the common rail, the reduction of the YF matrix becomes a few simple FOR NEXT loops i.e.

```

FOR X=N TO 3 STEP -1
FOR P = 0 TO X-1
FOR Q=0 TO X-1
A=YR(X,X) + 2 + YI(X,X) + 2
B=YR(P,X)*YR(X,Q) -
  YI(P,X)*YI(X,Q)
C=YR(X,Q)*YI(P,X) + YI(X,Q)*YR(P,X)
YR(P,Q)=YR(P,Q) - (B*YR(X,X) +
  C*YI(X,X))/A
YI(P,Q)=YI(P,Q) - (C*YR(X,X) -
  B*YI(X,X))/A
NEXT Q,P,X
  
```

This will leave the two-port y-parameters as

$$\begin{pmatrix} YR(0,0) + jYI(0,0), & YR(0,1) + jYI(0,1) \\ YR(1,0) + jYI(1,0), & YR(1,1) + jYI(1,1) \end{pmatrix}$$

Application of Table 1 of the previous article, now gives the gains and impedances of the circuit.

## Modelling technique

Passive circuits are, by and large, straightforward to analyse, as are most narrow-band active circuits. However many common circuits require a more subtle approach. Consider the variation

Table 1. Hybrid- $\pi$  circuit elements

Parameter	Equation	Units
$g_m$	$35 \times 10^{-3} I_E (A)$	A/V
$r_{bb}$	$h_{ie} - h_{fe} / g_m$	$\Omega$
$r_{be}$	$h_{ie} / g_m$	$\Omega$
$r_{ce}$	$1 / ch_{oe} - g_m h_{re}$	$\Omega$
$C_{b'e}$	$g_m / 2\pi f_T$	F
$C_{b'e}$	$C_{cb}(V_{CE} / V_{CE})^3$	F

where  $f_T$  is the gain-bandwidth product and  $V_{CE}$  is the voltage at which  $C_{ob}$  was measured.

The h parameters are low frequency h parameters, and so are purely real numbers.

of transistor parameters, oscillator and v.c.o. design and large signal design.

## Hybrid- $\pi$ model

The simple approach of using the y or h-parameters of a transistor as given on a data sheet, ignores the fact that these parameters themselves vary with frequency and bias conditions. The hybrid- $\pi$  model of a bipolar transistor, Fig. 1, provides a way of predicting the

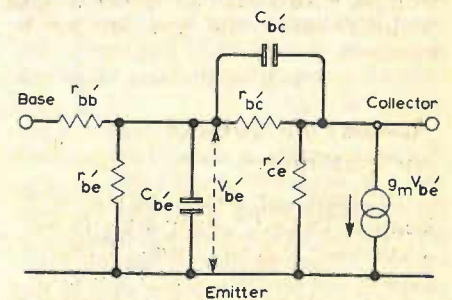


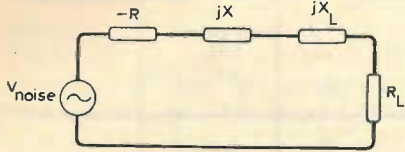
Fig. 1. Hybrid- $\pi$  transistor model can be used to advantage with computer analysis.

variation of these parameters, with the minimum of information, see Table 1. What a hybrid- $\pi$  model does is trade accuracy for complexity of calculation, which is an excellent exchange for computer analysis. Curves of Fig. 2 show a comparison of measured two-port values as a function of frequency, as compared with the hybrid- $\pi$  predicted values. Generally, the hybrid- $\pi$  model of the bipolar transistor is good from dc to 10MHz, although variations do exist which are good up to 120MHz.



### Small-signal oscillator and v.c.o. analysis

Using the YF matrix, from which we ultimately derive gains and impedances, the criterion for oscillation is best viewed in terms of negative resistance. Referring to the diagram below oscillation occurs when  $jX + X_L = 0$  and  $R \geq R_L$



As a more concrete example consider the upper inset diagram in Fig. 3. At 1400MHz the circuit exhibits negative resistance. At lower frequencies the circuit would require positive feedback, but at 1400MHz the feedback is internal to this transistor. The base capacitor has been chosen to maximise the negative resistance. To produce oscillation across a 50ohm load one requires a network which transforms the input resistance such that  $R \leq -50\text{ohms}$ , at the same time as tuning out the reactance  $jX$ . By choosing a high-Q network, that is one with a rapid change of reactance with frequency, the oscillation frequency will be well-defined. The lower inset of Fig. 3 shows such a network. The curve shows the predicted values of R and X, before and after the transforming network is added. From it one would predict oscillation at 1402MHz. The circuit based on this design in fact produced 300 milliwatts at 1350MHz, an error of 3%, but could be tuned from 1100 to 1400MHz via the base capacitor.

A v.c.o. design would proceed along similar lines, except that some parameter would be voltage controlled, and one would need to examine the input impedance as a function of this parameter as well as of frequency, for example by replacing the base capacitor with a varactor.

Provided the transistor operates for the most part in a linear fashion, and that non-linearities occur suddenly, e.g. the transistor being limited by the supply voltage, this model is substantially correct. Power oscillators require a different model which is more akin to the power amplifier design dealt with next.

### Power amplifier design

Large-signal design usually involves non-linear operation, e.g. classes AB,B,C. When this is the case there is no simple YF matrix to describe the circuit. For power amplifiers we have to limit the analysis to considering only how to get the drive power into the transistor, and the resulting amplified signal out into a load.

As an example take a v.m.o.s. power f.e.t. operated at 100W at 145MHz. To use it one must power-match its output

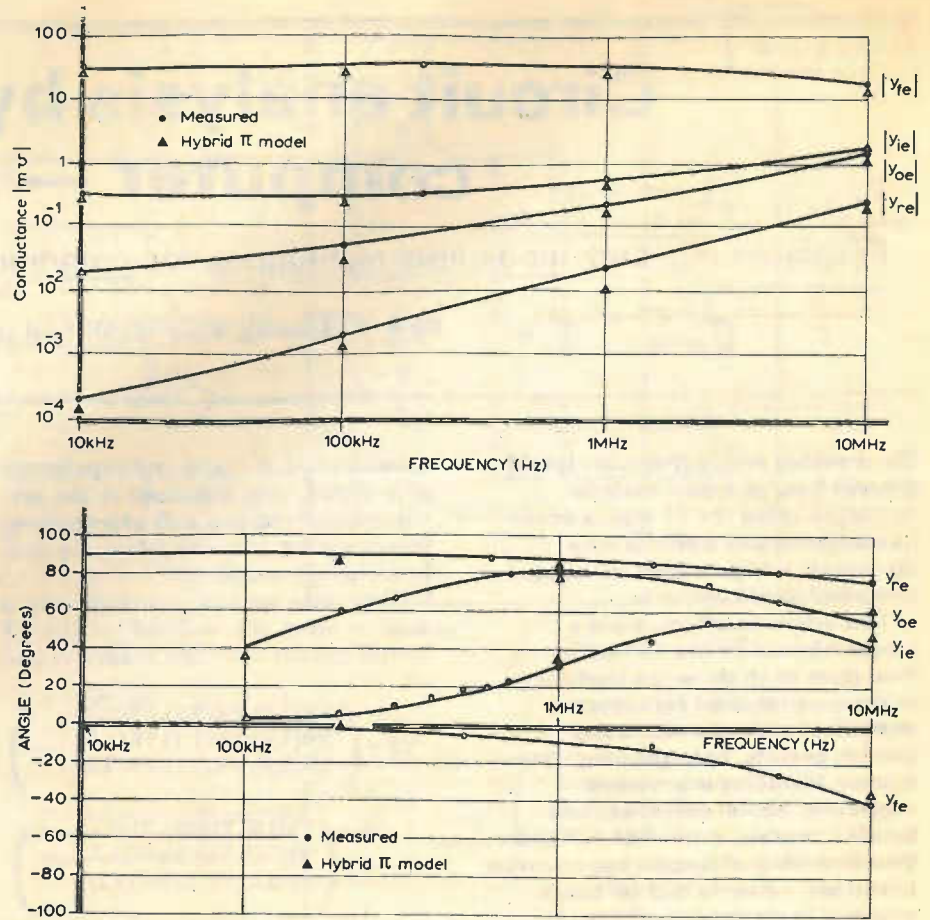
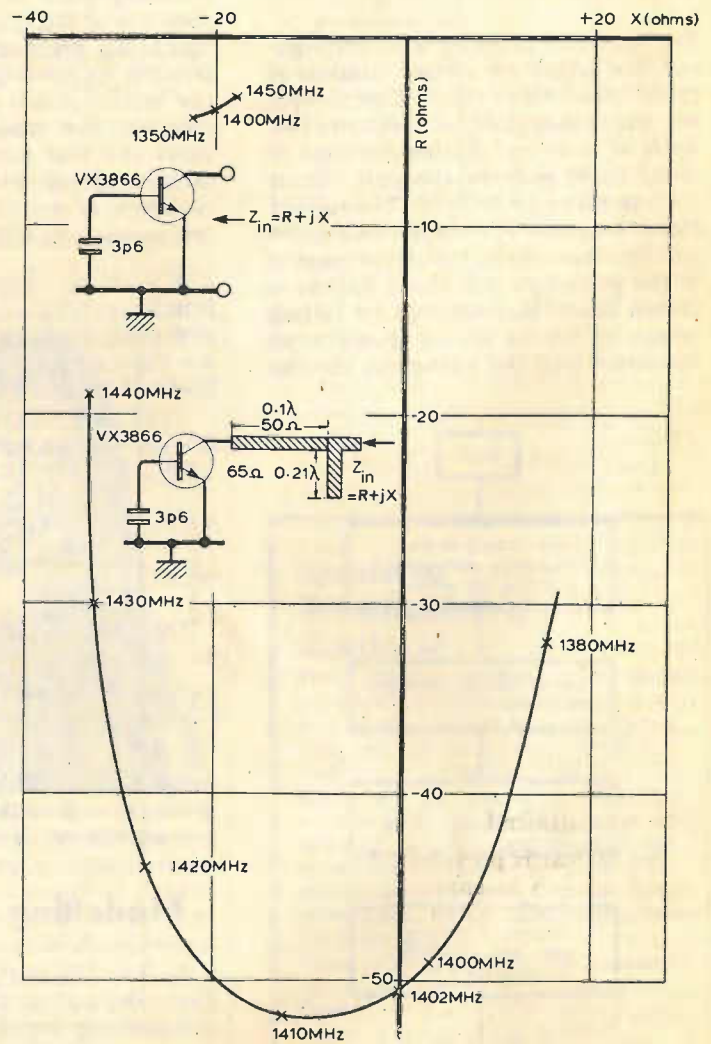


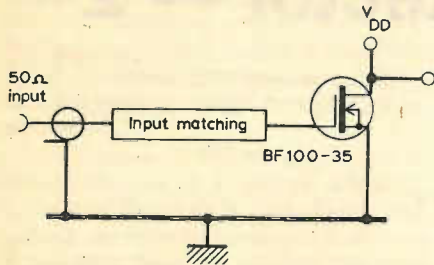
Fig. 2. Comparison of measured two-part parameters with valves predicted from hybrid  $\pi$  model of Fig. 1.

Fig. 3. Predicted series input impedance of oscillator circuits, shown inset.

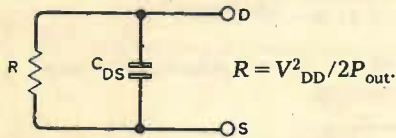




to 50 ohms, see below. The input matching network does much the same job, but the output match is the more



important of the two, as the higher power levels on the output can more easily destroy the £100 f.e.t. by mismatching. The model adopted assumes the output impedance of the f.e.t. is described by



where  $P_{out}$  is the rated output power of the f.e.t. and  $C_{DS}$  the drain-to-source capacitance. (The f.e.t. input impedance is given on the data sheet.) Fig. 4 shows a network breadboarded on Dirac and the network finally used, the amplifier having 10dB gain when run in class AB.

**Economics of small computer analysis**

The circuit in Fig. 5 shows a 3rd-order active filter, used as part of a sub-system in a satellite communication system. The filter was designed and checked using Dirac. Having verified the designed circuit would give the required response, the program was re-run using practical resistor and capacitor values. Various practical values had to be tried until an acceptable response was obtained. The exercise in itself gives the engineer a feel for the network, and the relative sensitivity of cut-off frequency etc, to component values.

Finally the filter was breadboarded, and the filter response measured. Figure 6 shows the comparison with the predicted and the measured response. The response was judged close enough to the optimum not to need any adjustment. Hence engineering time and effort had been saved, not to mention possible burnt out components. Rental of the main frame computer the Company has access to would have cost £30 for the same amount of computing time.

**For and against**

The YF matrix provides a method of circuit analysis amenable to the computer. Other methods exist, but after a year of experience in industrial R&D the YF matrix has proved superior for all but passive ladder networks. For versatile usage of analysis programs modelling techniques become essential, although modelling ultimately is

synonymous with a sound understanding of circuitry.

A small computer analysis does have some drawbacks; bad designs will remain bad designs although confidence in them may grow if the computer says they will work. A similar trap exists regarding computer accuracy — the predicted response of a circuit using  $n\%$  tolerance components is rarely better than  $n\%$ . As the reliability of the desktop machine determines its running cost, i.e. the service and repair costs, this should be carefully looked at before investing in a machine. Finally, the speed of operation of a desk-top machine is often disappointing to those used to a large main frame; this arises from the use of an interpreter instead of a compiler. Nearly all these drawbacks stem from the cheap desktop machine being a first-generation machine used by first-generation engineers, and so it must be expected that as experience

grows the cheap desktop machine will become more established as a common piece of lab equipment.

**Acknowledgements.** My thanks to the management of McMichael Limited for encouragement in writing these articles, and colleagues in Advanced Projects Division for help in obtaining the material, though any errors are my own.

**Correction to part 1.** The author regrets a row was omitted from matrix YF, in the example on page 40, February issue. The fourth row should read  $0, 0, -Y_{23}, Y_{23}, 0$ , the row shown being the fifth. We regret the misprints on page 39; under Fig. 4 the term in  $I_0$  should read  $-Y_{01}V_1$  and not  $-Y_{02}V_1$ , and in the matrix form the 1st column, 3rd row term is of course  $-Y_{02}$ . The second row of the ideal transformer matrix (Table 2) should be deleted. □

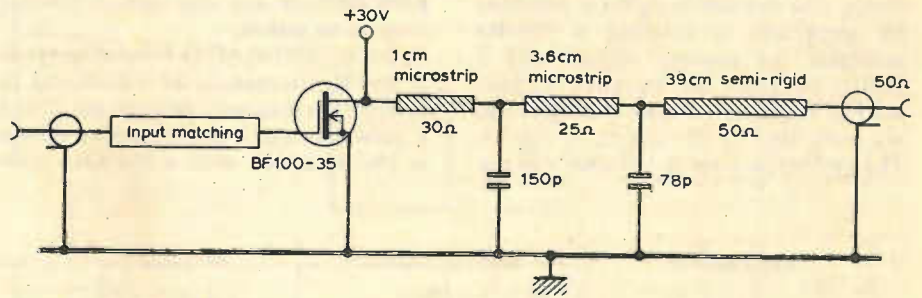


Fig. 4. Final modelled output circuit differed only in using 94pF instead of 78pF capacitor.

Fig. 5. After verifying that active filter circuit would give required response, program was re-run using practical values.

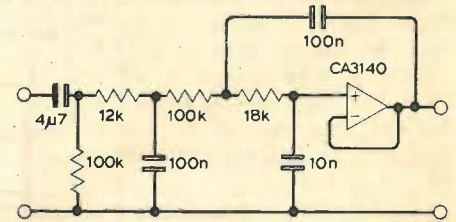
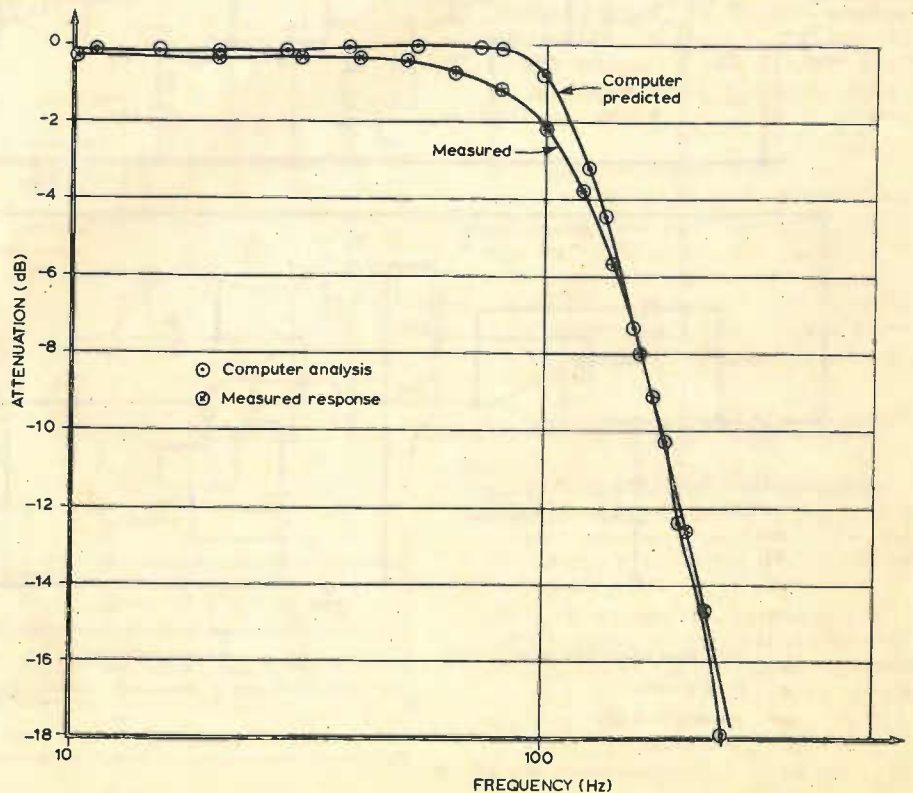


Fig. 6. Predicted and measured amplitude response of active filter in Fig. 5.





# Pulse induction metal detector — 2

by J. A. Corbyn.

The bandpass amplifier in Fig. 11 extracts possible signals from background noise caused mainly by transients in the circuits. To permit a gain of up to 8000, a narrow pass-band from 0.2 to 0.6Hz is used with a high-order filter for sharp roll-off. The circuit also has a limited overshoot with a step function as shown in Fig. 12.

The output is displayed by a voltmeter, and an audible signal is provided by amplitude modulating a 1400Hz oscillator for positive signals and a 900Hz oscillator for negative signals, see Fig. 13. All of the main timing pulses are generated by the circuit in Fig. 14. The prototype used a variable c.m.o.s.

RC oscillator with four switched ranges of 40 to 175 $\mu$ s, 160 to 700 $\mu$ s, 640 to 2800  $\mu$ s and 2.56 to 11.2ms for  $\Delta t$ . The oscillator drives a counter and decoder which provide a division of 32 and produce the following waveforms.

A, the receive interval with a duration of  $6 \times \Delta t$  and separated from the on pulse by  $\Delta t$ .

B, a reversing signal for the synchronous detector and also used to provide the two on pulses.

C, the last period of the receive interval. D and E, alternating on waveforms to provide the magnetic field pulses. D and E drive two pulse generators as shown in Fig. 15 which, with a BU 326A non-

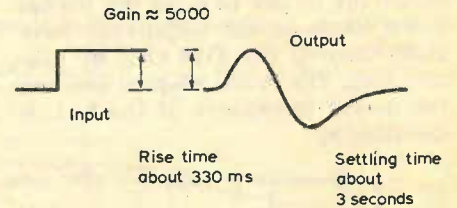
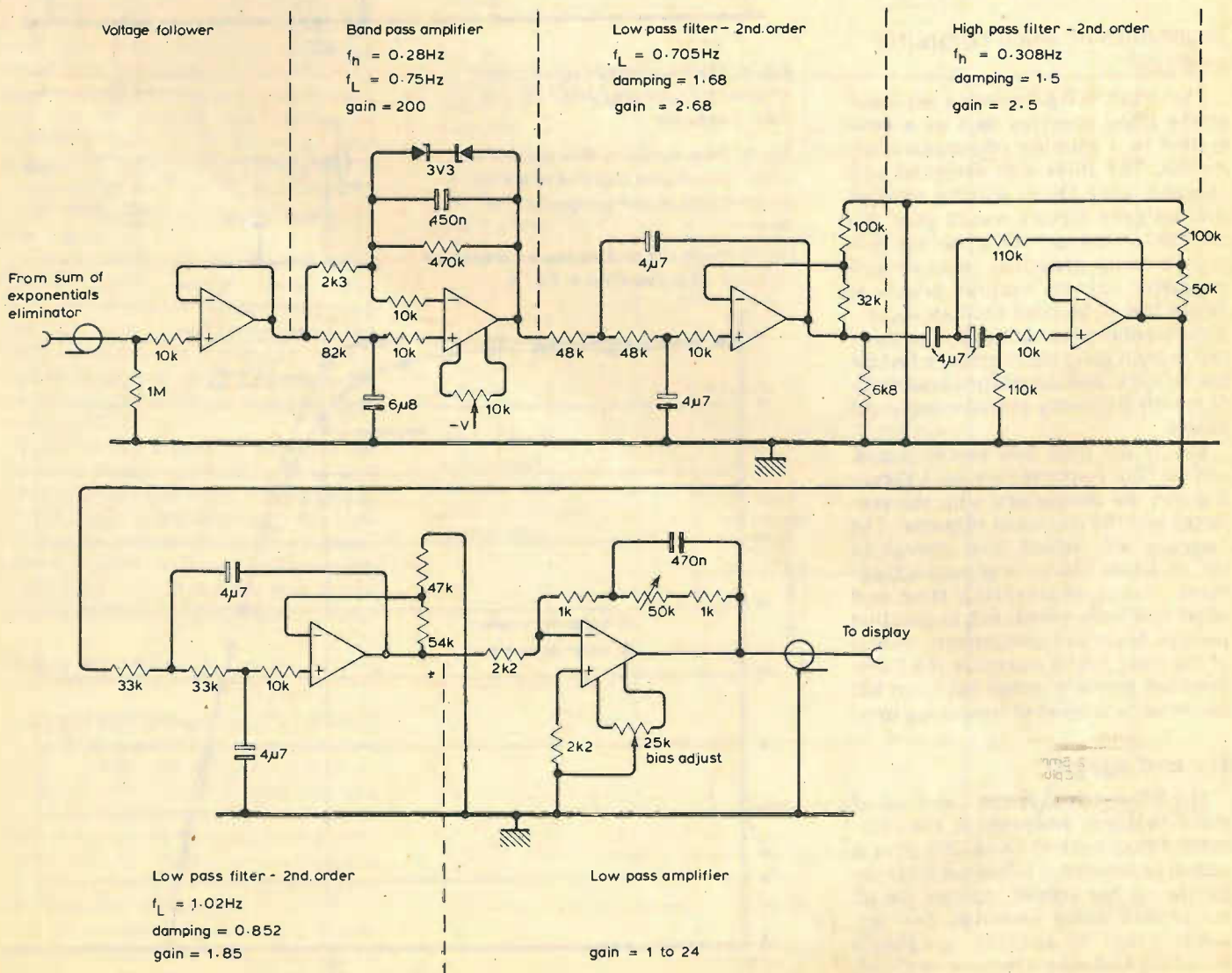


Fig. 12. System response to a step function.

Fig. 11. Bandpass amplifier. All op-amps are LM351 or similar and all capacitors are polyester. Offset voltage for the first amplifier is set to 0V with a supply of  $\pm 8V$ .









# WORLD OF AMATEUR RADIO

## Awards and certificates

Are the awards and certificates available to amateur operators who can show evidence of two-way contacts with stations in specified areas, countries and even "squares" a help or a hindrance to the hobby? Most of us, even those who seldom seek to acquire the many "parchments", tend to accept them as an inherent part of a hobby that sets great store in achieving the utmost in performance in h.f. and v.h.f. bands. There can be few h.f. operators who could honestly say they did not get a kick from claiming to have "worked all continents" or qualified for the DXCC (100 countries). But questions arise when every local club begins to issue awards.

One long-time critic of the furiously competitive "dx-chasing" that may be encouraged by awards has been Bill Scarr, G2WS. In his presidential address to the RSGB in 1950 he claimed: "Much more would be achieved if the amateur could shake off his feverish thirst for "dx" which in its most sinister form can transform him into a scarcely human animal devoid of all sense of time and utterly lacking in consideration for his family or his fellows".

That was 30 years ago but I see from *Radio Communication* that he is still as critical as ever of such practices, particularly of what he refers to as the new parlour game of "working squares" (squares on a map) which he compares to collecting the numbers of railway engines or cigarette cards! For those not convinced by his arguments, the RSGB has recently published a new edition of its book "Amateur Radio Awards" by C. R. Emary, G5GH. This provides details of almost 100 of the more significant certificates and awards.

## From all quarters

A link with the pioneering says of the "short waves" has been severed by the death at the age of 87 of Miss Brenda Bell, sister of Frank Bell, Z4AA (later ZL4AA). A skilled telegraphist, she was "second operator" at this famous station at Shag Valley, New Zealand from which were made the first ever contacts from New Zealand with Australia, then North America and then in 1923 with Cecil Goyder at the Mill Hill school station. She was in sole charge of Z4AA when in 1927 contact was made with South Africa, considered the most difficult "dx" feat from New Zealand. In 1979 she received the Queen's Service Medal.

Deaths of two other well-known "old-timers" have been reported: Edward Redington, W4ZM who built his first equipment in 1911 and was for

many years Instructor-in-Charge of the U.S. Coast Guard Radio Engineering and Maintenance School; and Dr Bensley, G2UN, an early v.h.f. enthusiast with particular interest in long-distance television reception, regularly viewing French 819-line transmissions from Paris some 30 years ago.

The suffix /MA is used by British maritime mobile stations when the vessel is berthed, moored or anchored. The suffix /MM is used only when the ship is at sea.

RSGB is preparing to make application to the Home Office for the licensing of a further batch of v.h.f./u.h.f. repeaters. I am not sure how I should react to the rumour that one group is applying for the callsign "GB3VA".

## Propagation speculations

For several years, many of the most intriguing speculations on the forecasting of sunspot activity have been based on the belief that there was a "Maunder Minimum" during the years 1645-1715 when little or no visible sunspot activity was recorded; a period, as many have pointed out, which coincided with the mini Ice Age in Britain. Much of the evidence for this has stemmed from examination of the naked-eye sunspot records kept over many centuries in China and the Far East. Now, however, this whole concept has been challenged by Christopher Cullen in a letter to *Nature*. He points out that examination of new sources suggests that solar activity continued unabated during the entire 17th century and that the previous sources may either have been inadequate or reflected a period of political chaos and/or simple incompetence. He believes that the new evidence is sufficiently strong to advise that on the whole question of the Maunder Minimum "judgement must be suspended".

But if one theory is dented, two others are reinforced. Two years ago E. B. Dorling of Mullard Space Science Laboratory in a letter to *Wireless World* (Letters, April 1978) described the evolving theory of Sporadic E: tiny metallic particles caught up in descending wind shears becoming ionized in summer to form a highly reflective layer. He noted the belief that these metallic particles were "probably the remains of burned up meteorites". New evidence to support this view has been reported by G. Brown, GJ41CD who in collaboration with the French amateur F8SH and the University of Dundee has shown from observations over the past two years a positive link between meteor showers and Sporadic E.

Again, many years ago Dennis Heightman, G6DH, noted the enhancement of signals on frequencies as low as 3.5MHz arriving in Clacton along sea paths during those weather conditions which gave rise to tropospheric ducting on v.h.f. But the possibility that h.f. signals are subject to super-refraction and ducting seems to have attracted the attention of professional researchers only within the past few years. Now however in *Radio Science*, R. A. Pappert and C. L. Goodhard provide convincing evidence that super-refraction ducting occurs on sea paths on frequencies from 20MHz upwards. Experimental work by P. Hansen on a 235km sea path off the coast of California has shown enhancements up to 20 dB over standard ground wave signals.

## Amateur satellite news

NASA has formally agreed to include the first British amateur satellite UOSAT as a secondary payload on the Thor-Delta launcher for the Solar Mesosphere Explorer project, provisionally scheduled for September 30, 1981. UOSAT is being built at the University of Surrey with additional help from amateurs working in the space industry, Science Research Council etc. A "breadboard" model is due to be completed by about August to be followed by an "engineering" prototype by the end of this year.

The first Phase III amateur satellite is now due to be put into a highly elliptical orbit about the end of May. A Russian amateur satellite(s) has been predicted for early this year, possibly by the time these notes appear.

## In brief

Transatlantic 50MHz signals continued to be well received in the UK during the first half of January . . . . An Australian 50MHz two-way record has been confirmed between VK5KK and XE1GE, Mexico, a distance of over 14,000km . . . . George Cole, G4AWI who lost his sight on active service in Italy during 1943 has been made a member of the First-class Operators Club . . . . The GB2RN station on board HMS Belfast, moored near the Tower of London, will be active on all h.f. bands between April 4-13 . . . . The date for the North Midlands mobile rally at Drayton Manor Park, near Tamworth has been changed to April 13 . . . . "East Suffolk Wireless Revival 1980" mobile rally is on May 25 on the usual site at Ipswich Area Civil Service Sports Association, Straight Road, Bucklesham, nr Ipswich . . . . The Welsh amateur mobile rally will be held at the Barry Memorial Hall on April 20.

PAT HAWKER G3VA



# Mercury switch for parallel-tracking pickup arm

Switch detects 0.2 degree movement

by Rod Cooper

The parallel-tracking pickup described in the January issue was originally designed to be operated by a mechanical switch. The author thought that a mechanical switch could solve some of the problems which beset opto-electronic parallel-tracking pickups, namely complexity and lack of reliability. A successful record deck was built using a mechanical switch based on mercury as the switching medium, used in a novel configuration.


The design problem was that a switch didn't exist that could detect a movement of 0.2 degrees, that was free of hysteresis, and imposed no appreciable load on the tracking arm. The criterion of 0.2 degrees was chosen after consideration of record eccentricity, as discussed in the earlier article. The ready availability of a p.t.f.e. coating material, Vydax, which is described later, provided the means of realising a very accurate mercury switch.

The principle behind the switch is as follows. Due to its high surface tension, a ball of mercury of about 0.1in diameter is an almost perfect sphere. This makes it an excellent target for a horizontally-moving electrode, pro-

vided the highly mobile mercury can be held in a stable position. Fortunately this is easy to do without sacrificing its properties as a target electrode. A mercury spheroid of this size will easily roll down a p.t.f.e.-coated slope of only two degrees, and so can be precisely located

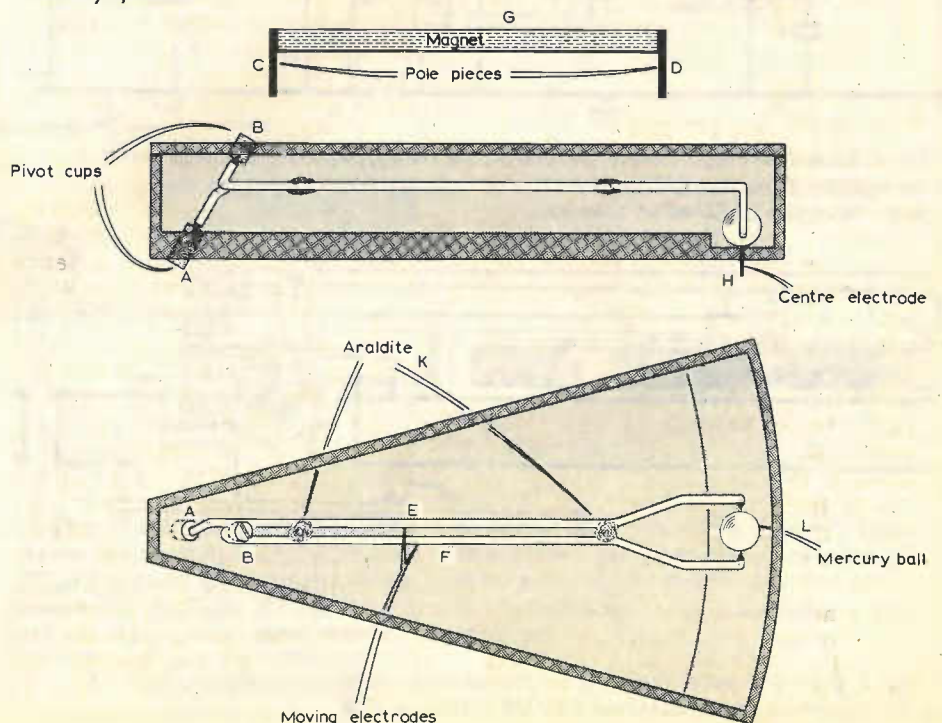
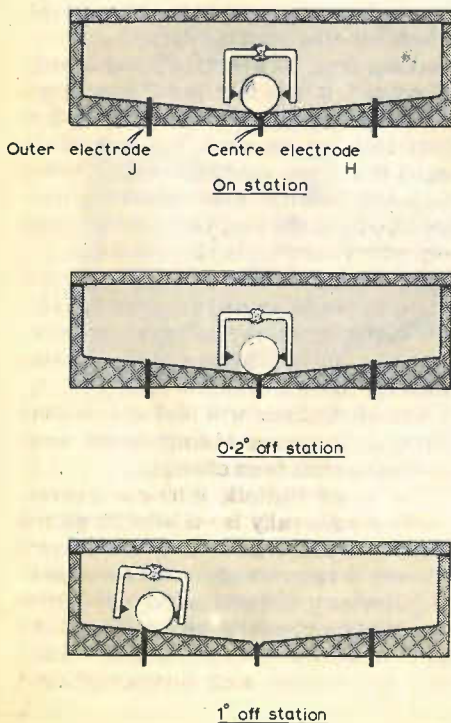
at the bottom of a shallow V-shaped trough. A pivoted pair of electrodes can now touch either side of the spheroid, and this is the basis for a s.p.d.t. switch with centre-off position.

Fig. 1 shows the layout in diagram form. Freely pivoted electrodes E and F



Mercury switch fitted to tracking arm as an alternative to the opto-electronic sensor in the parallel-tracking arm.

Fig. 1. Magnet G is located within pickup arm. Movement of the polepieces, shown protruding in the photograph, causes nickel electrodes to contact mercury spheroid.





are held in exact position by a small magnet G which is attached to the tracking arm so that in the central position neither electrode touches the mercury spheroid. A small displacement of the electrodes caused by movement of the magnet to either left or right causes contact with the mercury and completes a circuit via electrode H. It is worth noting at this point that small vertical movements of the magnet do not affect the electrodes E and F, neither do small fore-and-aft movements. This is all to the good, as movement in these directions can only arise from play in the suspension of the arms.

If the tracking arm over-runs the proper position, i.e. the servo-motor does not correct the displacement quickly enough, then the electrodes E and F will roll the spheroid up the inclined plane. Further electrodes J are implanted in the path of the spheroid to operate a cut-out relay which stops both the turntable and the servo-motor.

The only forces acting on the cartridge with the switch in or near the central position are the minute lateral forces required to press the electrodes E and F into the surface of the mercury, and to overcome the friction of the pivots at A and B. For practical switches the lateral force needed for clean switching is of the order of 10 mg. This is a truly negligible force when one considers that on a conventional arm needing anti-skating compensation,

which is in the region of 200 mg per 1 gm of tracking force, optimal correction to within 10 mg is seldom achieved. Furthermore, the dynamic variation in skating force can be around 50 mg depending on stylus tip geometry, recording modulation level, etc. Besides this there are other adverse dynamic forces due to record warp, and groove eccentricity, plus frictional forces from the arm pivot, all of which are probably larger at some stage during the playing of a record than the mere 10 mg needed to work the switch. So this small force can be ignored for all practical purposes.

The force needed to make the switch operate in the over-run position is larger — about 50 mg — but this presents no problem for either cartridge or record surface, and in any case is only encountered on the run-out groove at the end of the record, or if some part of the servo-system malfunctions.

The presence of p.t.f.e. to form a running surface for the mercury is essential, as the high surface tension mentioned earlier would make the spheroid stick to the sides and bottom of the trough. Switches constructed without p.t.f.e. have proved worthless for this application. The Dupont company manufacture a type of p.t.f.e. called Vydax which is particularly suitable. Vydax is a stable wax-like polymer available as an aerosol, and when sprayed onto most surfaces forms a semi-transparent, dry, adherent film

with an exceptionally low coefficient of friction. The long-term chemical properties are good — it does not decompose or turn gummy, and is unaffected by mercury.

Surface tension also poses problems where the electrodes come into contact with the mercury, and for this reason the electrode tips are sharply pointed.

The electrodes are made of nickel as this is the only commonly available metal with the necessary properties i.e. low solubility in mercury (only  $2 \times 10^{-6}$  wt %), strongly magnetic, resistant to oxidation, and easily worked into the required shape. Iron may be a satisfactory material, but has not been tried in practice.

As the regions where the electrodes touch the surface of the mercury are essentially point contacts, with low current-carrying capability, the servo motor cannot be driven directly. A simple circuit for controlling the motor is shown in Fig. 2. In this system, the servo motor runs at the usual pre-set speed (as discussed in the earlier article) until the tracking arm is 0.2 degrees off-station, when the mercury switch will operate and either raise the voltage to the motor or reduce it to zero, depending on which side of the switch the tracking arm is in error.

To prevent oxidation of the mercury, the switch capsule was filled with gas (Propane works quite well and is easy to obtain).

Regarding the mechanical layout, this is very similar to that of the opto-electronic system already described, except that the reference arm is now attached to the lower part of the gimbal ring, and carries the mercury switch, Fig. 3. The tracking arm carries a miniature magnet over the top of the switch. The reference arm inertia is added to that of the tracking arm in the vertical plane. However, the position is no worse from this aspect than that of the conventional arm, as the extra mass offset by the shorter length of the tracking arm, as previously explained. Of course, it will not provide a large reduction in inertia as the opto-electronic system does, but it is envisaged that there are other applications for a switch with these properties, not necessarily in the field of record-players — proximity switching for example.

The switch is not difficult to construct, as the captioned diagrams show. It is not necessary to have inclined pivots as shown in the diagrammatic representation, as vertical pivots offset by a small distance will perform just as well over small angles of operation, and are much easier to construct.

Care is needed in handling mercury, which is poisonous by skin absorption and when the vapour is breathed in. Mercury is surprisingly volatile and the lungs are very efficient extractors of the vapour. Work should be done out of doors and any spillage cleared up at once and dusted with flowers of sulphur.

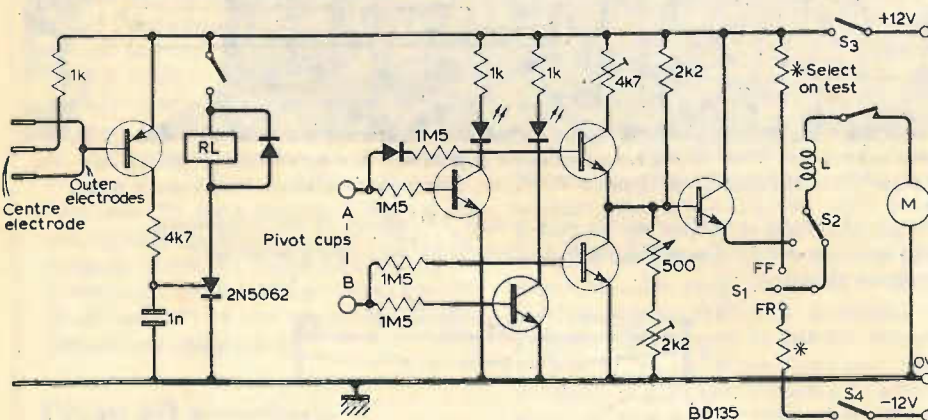


Fig. 2. Except for output device, transistors are Darlingtons pairs, MPSA65 for the thyristor driver, and MPSA12 for the rest. Switch  $S_2$  is operated by cueing lever. Relay also switches off turntable.

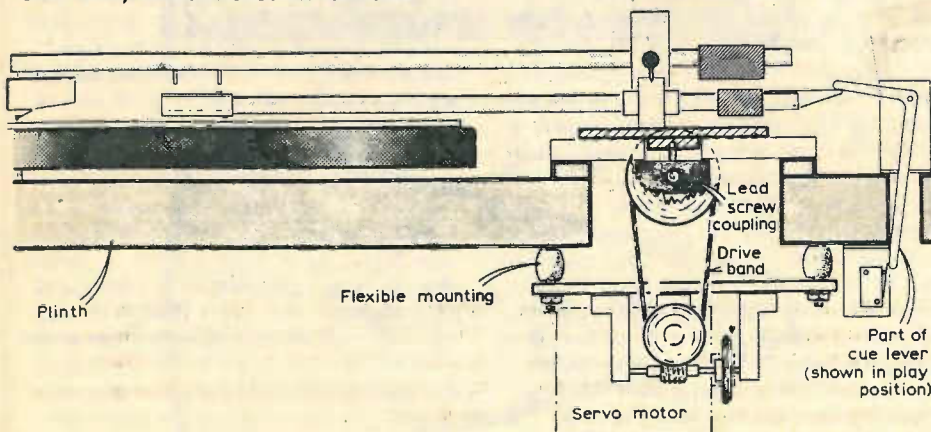
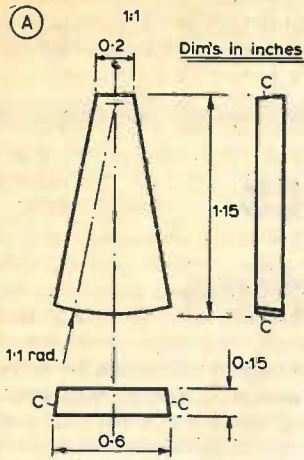
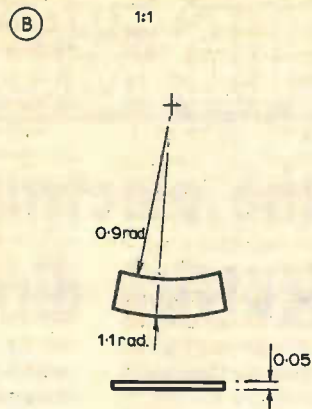


Fig. 3. Track and motor assembly are similar to opto-electronic version. Pivot and arm details can be obtained from the author via WW.

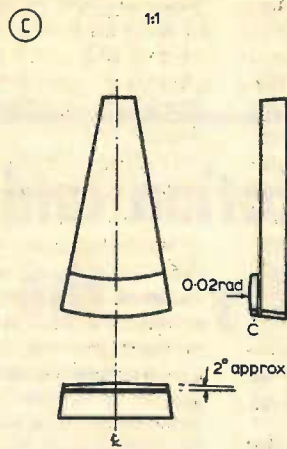




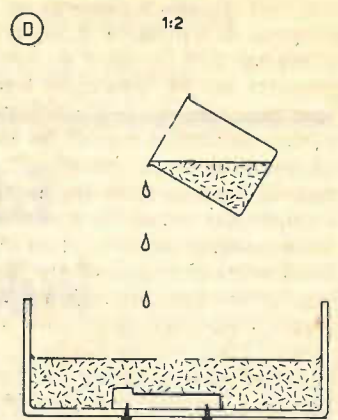
Cut and shape brass plate 0.15in. (approx. 5/32in.) thick to shape. Chamfer sides at places marked C to facilitate release from mould later.



Cut and shape brass plate 0.05in. thick to shape.

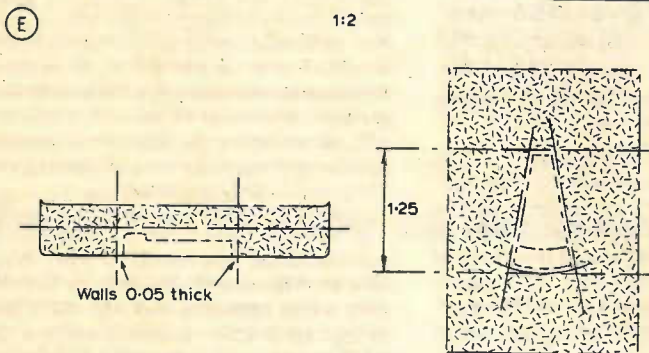


Solder B to A in position indicated. File two-degree slope on top side of B. Polish to mirror finish overall.

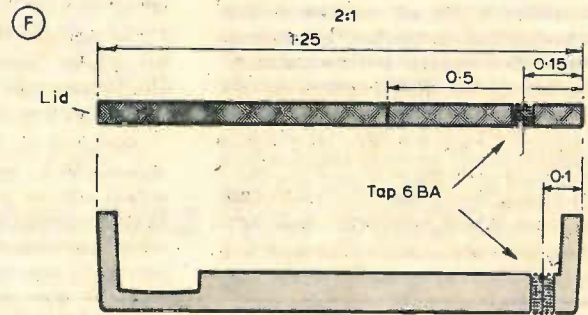


Coat brass pattern with p.v.a. release agent and allow to dry. Fix to bottom of Strand Glass mould tray with self-tap screws and washers. Pour in catalyzed resin C, prepared as detailed in Strand data sheet 4.

NOT TO SCALE

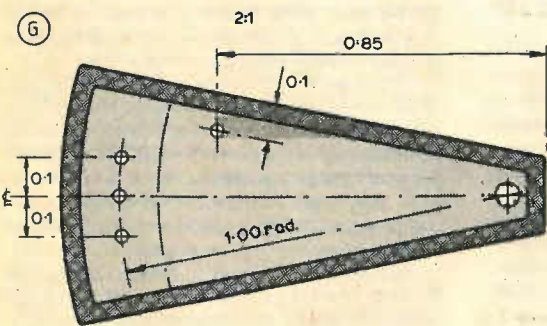


When resin has solidified, knock out brass pattern. File off excess resin to shape shown. A "grizzly disc" attached to an electric drill does this in a few minutes.

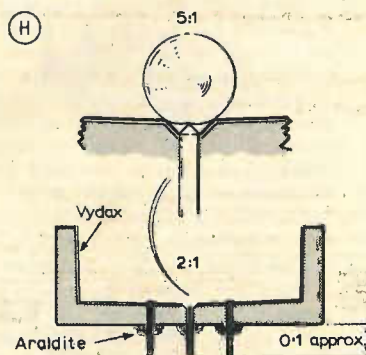


Section on centreline

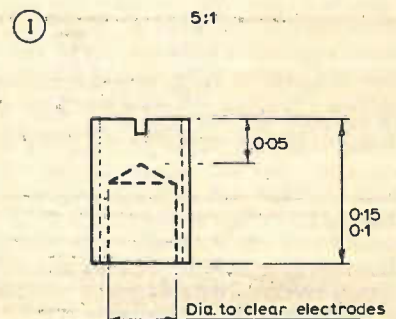
Drill and tap a 6BA thread as shown. Make a two-piece lid for the switch case from a piece of unclad fibreglass p.c.b., and drill and tap this 6BA also. Pivots are not slanted as shown in Fig. 1, but vertical and off-set instead.



Drill three holes to suit gauge of nickel being used. A filler hole 8BA is also made in approximate position shown. Polish switch case with grade 600 wet and dry and then Strand glassfibre compound. Plastic should then be transparent.



Countersink centre electrode hole. Mask off areas except channel and spray with light, even coat of Vydax aerosol. Allow to dry, insert electrodes. Adjust centre electrode to give mercury ball a stable 3-point suspension. Adjust outer electrodes so that they only just project above surface. Araldite all three in place.



Make two pivot cups from a piece of 6BA steel screw. Sizes given are approximate as cups will be filed down to give exact fit. It is therefore best to start with an over-size pivot cup.

Continued on page 88



# NEWS OF THE MONTH

## Education and the electronics industry — the Scottish direction

In his inaugural lecture as Professor of Electrical Engineering at the University of Edinburgh recently Professor Jeffrey Collins called for a co-operative partnership between universities, colleges, industry and government. This would produce more skilled manpower, he said, and result in improved products employing microelectronics techniques, regenerating Scottish industry and improving employment prospects. This would be done by building on the established base of Scotland's central belt, "the major chip manufacturing area in the UK."

The new technologies of the 1980s and particularly the confluence of microelectronics, communications and computing could, he believed, offer a lifeline to economic prosperity over the decade, but "solutions to our present problems will not come easily." To make sure that the public understand the economic potential as well as the threats — job creation as well as job loss — of the new technologies, it will be necessary for both engineers and scientists to improve their communications skills and to join the battle for public understanding.

"Further educational resources are needed," he said, "resources which can ultimately only be paid for out of the profits generated by manufacturing industry, to which we in the universities must contribute through creative engineering."

The Scottish electronics industry grew mainly in the immediately post-war years as

major American firms such as Honeywell and I.B.M. established factories, initially to manufacture products developed elsewhere but later making use of local research expertise in product development.

Firms also started on local initiatives such as the Edinburgh-based Nuclear Enterprises (now part of Thorn/E.M.I.) and some of the founders, having sold out to larger combines, had now become "second phase" entrepreneurs in different markets. There is now a group of some 60 small firms . . . . . "significantly, they are predominantly run by electronics engineers," which are very successfully exploiting new or limited sectors of the market overlooked by the larger corporations. This group is actually and potentially very important because American experience between 1960 and 1976 showed that small firms were responsible for generating two thirds of all the new jobs.

The Scottish electronics industry, which employs about 35,000 people in all (the equivalent of one Texas Instrument plant in Dallas) contributes £500 million in sales to the British economy. Yet despite this range of successful developments, Scottish industry as a whole has not yet taken full advantage of the excellent chip manufacturing facilities on its own doorstep.

Turning to the responsibilities of government and the central agencies, Professor Collins observed that the 1979 Booz, Allen

and Hamilton Report, commissioned by the Scottish development agency, had shown quite clearly that, as lower-level jobs were lost, there was an increasing "up market" demand for those with higher-level skills. Yet the government was now cutting the level of funding to the universities. As a result, in Edinburgh University the engineering intake is not being allowed to expand. However, the number of well-qualified schoolchildren applying for electrical engineering and computer science courses continues to expand — 30% up on the 1979 figure.

The attitude of the British Government stands in sharp contrast to the prompt action taken in Ireland where, in 1979, the government created more than 150 new academic and technician posts in the universities. In contrast, the recent U.G.C. initiative in microprocessor education in Britain would produce only about 80 posts throughout the UK, as opposed to the 200 posts which would have to be funded in Scotland alone to match the scale of the Irish initiative.

Professor Collins went on to emphasise the valuable link between universities and manufacturers as a means of ready transfer of staff expertise based upon a workforce with a high degree of skill. Hewlett Packard at Queensferry for example, have 90 r. and d. staff out of a total of 800 and a 50% growth in sales of new products.

As the 1980s progressed, he said, the effect of microelectronics would spread more widely. "Authors will write via word processors, artists, will draw by means of interactive graphics and composers will use frequency synthesisers." Electronic mail and money transfer will largely replace currency forms and Texas Instruments, a company successful in producing innovative products (stylophones and speak and spell machines, etc) have recently established a new breed of "chip shop", which concentrates on selling products based on microelectronics.

This type of expansion into retailing is, in Professor Collins' view, another example of the "vertical integration" which is becoming necessary in electronics both in industry and education. In industry, the creative and effective applications of microelectronics to particular products could not be achieved simply by incorporating standard chips.

In summing up he said, "Nothing could be further from the truth . . . than that the UK does not need a microelectronics industry or that the commonly held position, "give me a microprocessor, apply it and the products fall like apples from the trees" is necessarily valid. As in industry, so in education . . . "our philosophy at Edinburgh is entirely based on vertical integration, from basic materials right through to "systems on a chip". Edinburgh appears to be the only university doing this and simultaneously tackling teaching, training, long-term research, consultancy and the generation of microelectronics products for manufacturing industry."

## Digital telecine by 1985

According to a paper presented at the Society of Motion Picture and Television Engineers' 14th annual conference in Toronto, all-digital telecine machines may be a reality by 1985.

Richard Sanders is the head of the Image Scanning Section in the department and he and his team have developed an all-digital telecine which he claims produces "an exceptionally clear and uniform picture." The sensor is a 1024 element linear array which scans the film image in sequence at 24 or 25 frames/s to produce a single 625 or 525-line sequential output which is then stored in digital form. The information in the field store is then modified and read out to provide the conventional 625-line, 50 fields/s or 525-line, 60 fields/s interlaced video signal.

The processing stages in a telecine machine include matrix colour correction, gamma correction and aperture correction. In order to carry out these processing activities by digital means the dark areas of the picture must be coded to 11-bit sample accuracy. The BBC research team has devised a practical alternative to a full 11-bit analogue-to-digital converter by providing an 8-bit a-d.c. with its signal pre-amplified by

a factor of eight. This second a-d.c. contributes three additional bits whenever the signal falls below 12.5% of peak white.

A further contribution to the "clear and uniform" pictures arises from the correction process needed for the linear sensor array. Corrections for element-to-element sensitivity variations in the linear sensor, unevenness in illumination at the gate and colour shading can all be entered into a single line digital store each time the telecine is reloaded; the correction coefficients are then simply applied as part of the digital processing run. Stability and simple adjustment should make the digital telecine very attractive.

Richard Sanders claims that the current trend in camera design for lightweight heads using economical analogue l.s.i. signal processing cannot yet be matched by digital circuits which need more space and consume more power. However, his paper also takes a look at the fully digital studio and foresees a "period of steady expansion of digital techniques into what is at present regarded as undisputed analogue territory."



## Racal gets Decca

After several weeks of speculation about which of the two "giants", Racal or G.E.C., would finally win the battle for Decca, an equity offer by Racal worth £103 million secured the deal for Racal on Valentine's Day, Feb. 14th. The equity offer was backed by a cash alternative of £100.7 million, which was less than G.E.C.'s best offer at £106 million but the issue was decided by Racal Electronics' claim that it had had irrevocable acceptances from enough Decca shareholders to give it voting control.

The speculation about Decca began in the early part of January 1980 after the company's attributable profits had fallen from £10 million in 1976 to £1.4 million in 1979. By contrast, Racal's pre-tax profits had rocketed from £9.56 million in 1975 to £226 million in 1979. Observers have seen the source of Decca's ills as bad management linked to a not-large-enough tv business and a too-classical record division tagged on to its radar, navigator and electronics warfare sections. Increasing competition from the US and Japan, added to the fall in markets for world shipping also had their effect.

The City's response to Racal and Decca, personified in Racal's Ernest Harrison and Decca's Sir Edward Lewis, who, sadly, died in his sleep on 29th January before any of the issues were decided, could hardly be more

diverse. How much of Decca's failing fortunes could be attributed to the City's lack of confidence in Sir Edward's patrician chairmanship is of course debatable, but there is no doubt at all about the widespread confidence in Racal itself.

Decca had been born 50 years ago when Sir Edward Lewis's finance company (he was a non-technical chairman) floated the new company in January 1929. Under his leadership the company went from strength to strength, surviving the depression and expanding into electronics. Its record company's heyday was in the 1960s and early seventies, when its catalogue included stars such as the Rolling Stones, Engelbert Humperdinck and Tom Jones and in the early 'sixties Decca and E.M.I. dominated both classical and hit-parade record sales.

Today, the only Decca record in the hit parade is a re-issue of "Knights in White Satin", by the Moody Blues, first recorded in the early sixties.

The competitors' view of Decca's "problem" is that it had a good range of products on which it made too small returns. It will be interesting to note exactly how Racal's more dynamic approach will modify these "good" products, in the light of the fact that Ernest Harrison is on record as having said that it is his intention to take over his competitors and create a "second force" to rival G.E.C.

## First ITU regional administrative conference opens

Some 250 delegates from 28 member countries are attending the first regional administrative medium frequency conference of the International Telecommunication Union (ITU) in Buenos Aires. This session will deal with technical and operating criteria and planning methods which will serve as the basis for the second session of a frequency assignment plan for the m.f. broadcast band in region 2 (the Americas — 535 to 1605kHz). The session began on 10th March and the next will begin in November 1981.

## Change of address

Suppliers of a wide range of semiconductor devices to both the trade and consumer markets, Semiconductor Supplies International are now the official Teledyne Semiconductor stockists in the London area. The company, which was formed in 1968 and previously traded in Wallington, is now situated in Dawson House, Carshalton Rd, Sutton, Surrey. A full stock list and catalogue are available on request.

## World conference on transnational data flow policies

The repercussions of the growth of data networks operated by transnational companies, time sharing services, carriers, governments and other international organizations, are being felt in both industrial and developing countries.

A world conference is being held in Rome from 23rd to 27th June 1980 to discuss the technical, regulatory, economic and social

implications of transborder data flow. This will be the first opportunity for representatives of governments, business users, carriers, suppliers and services to participate in an informal forum which it is hoped will realistically assess the status of data flow developments and look at the legal and social implications, the regulatory environment and interdependence caused by the global

nature of modern communications systems.

The conference has been set up in response to a resolution adopted by the intergovernmental Conference on Strategies and Policies in Torremolinos, Spain, in 1978, which was attended by 78 national delegates.

Individuals or organizations wishing to participate or present papers should write to the IBI, PO Box 10253, 00144 Rome, Italy.

## Methane yields improved transmitting valve grids

A form of graphite known as "pyrographite", formed by the decomposition of methane at very high temperature (1900°K) is being used by Siemens as the constructional material for grids in high power transmitting tetrodes. The process involves deposition of graphite on the surface of a cylinder, the final cutting of the grid structure being carried out by a laser beam.

Siemens say that the method yields grids of very smooth contour when compared with sand-blasted control grids. Pyrographite has proved to have great dimensional stability in continuous operation and in addition graphite already exhibits neutral emission characteristics, emitting few electrons as a result of thermal excitation. Similarly, its low secondary emission properties make it preferable to wire or sheet metal grids, which have to be specially treated if their secondary emission features are to be controlled. Graphite remains free of grid currents even at high transmitter power.

At the moment these graphite grids are being used in tetrodes made by Siemens for short, medium and long wave transmissions.



The smallest in the range is the RS2054 (100kW) which has grid dimensions of 90mm diameter by 170mm high, while the largest has a continuous power rating of 1,200kW (the RS2084 SK). The grid developed for this model has dimensions of 21cm diameter by 45cm high.

The small external dimensions of these tetrodes, minimal stray capacitance and the advantages related to secondary emission performance combine to make them highly efficient. Although methane is being used by Siemens, other hydrocarbons may be employed for this process.

A Siemens pyrographite grid for a power tetrode. During normal working the valve may have to dissipate 100kW or more, with the cathode and grid operating at a temperature of 2000°K. The actual grid filaments are only a few tenths of a millimetre in diameter.



## Citizens' Band moves

The lobby for citizens' band radio in the UK has been regrouping in the hope of putting stronger pressure on the government. One important move has been the formation of a National Committee for the Legalization of Citizens' Band. This combines the efforts of all the smaller bodies (such as the Citizens' Band Association) to make one large pressure group for the whole of the UK. Chairman is Theo Yard, a councillor at Lewisham, and treasurer is James Bryant, president of the CBA. C.b. clubs with at least 100 members are encouraged to join. A meeting of the National Committee was held in Cheltenham on 16th March.

In addition, the Citizens' Band Association has applied to the Radio Regulatory Department of the Home Office for a licence for a private mobile radio (p.m.r.) communication system — the kind of licence issued to taxi firms, etc. Ostensibly it is for a self-help group

of motorists, the principle being that it will help to save fuel, but the CBA sees it really as a "foot in the door" from which a larger system may grow. Initially it is intended for about 50,000 users, but the Association says it hopes to get about a million users in 2½ years. According to James Bryant, lawyers have advised the CBA that the Home Office cannot refuse to give such a licence, but at the time of going to press the Association had not even received an acknowledgement of its application.

Finally, the CBA has written to the Home Secretary, telling him that the government need not worry about appointing extra civil servants to administer a citizens' band radio service. The Association is willing to provide the staff to do this. Their accountants have told them they would have no difficulty in raising the money to form a limited company to take on such a staff.

## Noogami Electric announce unique device

THE British subsidiary of the Japanese Noogami Electric Corporation has recently announced the introduction of a "first" in the linear device field. The item results from a ten-year test programme which enquired into base conducting materials and takes the form of a current-controlled, bi-directional circuit element of outstanding electrical properties.


Although the full method has not yet been revealed, *Wireless World* believes that the heart of the forming process is the mechanical extrusion of a medium-weight element. A significant advance in this device is the coating of the extrusion with a second non-oxidizing alloy which prevents the progressive degradation of the primary (host) extrusion. This symbiotic amalgam over-

comes traditional short, medium and long-term "life" problems associated with earlier primitive forms.

The device is claimed to exhibit extraordinary electrical properties such as a totally flat frequency response from d.c. to 100GHz (ignoring skin effect losses), good thermal tracking, fast rise time and virtually no propagation delay. No distortion is introduced by the device.

Packaging consists of the now-standardized axial, horizontally-opposed terminations. Designated ERIW-FO-1in, the new device can be used in conjunction with a resistance and load to form a simple voltage dropping circuit; it is claimed to be ideally suited to applications where virtually unimpeded current flow is required.

*The new conducting device undergoing extensive environmental tests in the manufacturer's "clean" room at Yokohama by English workers in training. Staff are checked for stray capacitance before entering the area.*



## NEWS IN BRIEF

A display of early wireless equipment, under the general title of "Broadcasting in the Twenties and Thirties", will be held at the Admiral Blake Museum, Bridgwater, Somerset, starting on 8th April 1980. The display is intended to provide a view of some of the hardware of pioneering days in broadcasting.

The IEETE has a series of lectures and other events planned for March and April 1980. On 27th March the Finiston Report will be discussed at a meeting in the Ariel Suite, Royal Angus Hotel, St. Chads, Queensway, Birmingham, starting at 7.30 pm.

On 2nd April, "Electric Vehicles, Present and Future Technology," will be presented by M. Appleyard, manager of the vehicles Eng.motive power group, at the Polygon Hotel, Southampton at 7.30 p.m.

On 10th April, P. Kimber, senior engineer GADEC project, Seaboard, will present "Computer Assisted Distribution Engineering Control," at the Sussex County Cricket Club, County Ground, Hove at 7.30 p.m.

On 11th April Professor A. J. Ellison will present "Extra Sensory Perception — Fact or Fallacy?" at Swansea University starting at 6.30 p.m.

On 17th April, "Electrical and Electronic Engineering Design — Education and Training for Tomorrow," (speaker to be confirmed) to be given at the IEE building, Savoy Place, London WC2 at 10.15 a.m.

On 21st April "Electrical Safety at Work" will be presented by P. E. Whitby, senior inspector of factories, at the MANWEB headquarters, Sealand Rd, Chester at 7.30 p.m.

On 23rd April, the Plessey PDX System will be introduced by S. J. Gracie of Plessey Communications and Data Systems Ltd, at the Barry College of Further Education, Barry, at 7.30p.m.

On 24th April, The Jet Project will be discussed by the director of the Jet Joint Undertaking, Dr H. O. Wuster, at the Oxford College of Further Education, Oxpens Rd, Oxford, at 7.30 p.m.

The Department of Electrical Engineering Science at the University of Essex will be running its annual electronics **Summer School for teachers** between 7th and 11th July 1980. Three courses will be run simultaneously; the linear circuit design course is concerned with the use of transistors and operational amplifiers in analogue applications and the basic elements of the hi-fi amplifier are considered in detail. The digital circuit design course looks at the use of the transistor as a switch and develops design using integrated logic circuits. The Electronics systems course is related to the A.E.B. "A" level in electronic systems. Topics are varied and are fully supported by laboratory sessions based upon the "A" level experimental boards and special emphasis is placed on communications systems.



## NEWS IN BRIEF

As the author and commentator of the tv series "The Mighty Micro," Dr. Christopher Evans brought the chip to the attention of the "masses". Sadly, he died before the series was completed and in commemoration of his contribution as a communicator of the vital interactions of society and technology, a seminar on the subject of "Microprocessors and the Future" will be held in the Fyvie Hall, Polytechnic of Central London, 309 Regent St, London W1, on 29th May 1980 starting at 2 p.m. Tom Stonier will be introducing the seminar and he will be accompanied by a member of the National Physical Laboratory staff, where Chris Evans had held a senior post. Applications should be made to the London Regional Management Centre for free tickets for the session.

The Byte Shop assets have been acquired by Comart (Computer Mail Order and Retail) Ltd, and the original premises in Tottenham Court Rd, Ilford, Nottingham, Birmingham, Manchester and Glasgow are to re-open fully staffed by the personnel running them before the Official Receiver became concerned with the original company. The new company is to be called "The Byte Shop" and all branches are currently being re-stocked with micro-computers and systems for off-the-shelf delivery. The Byte Shop will operate as an entirely separate business within the Comart group and the company intends to retain its independent dealer network.

A new company, called Monolog Systems, has been set up in Guildford, Surrey. The company is interested in the application of microelectronics to industrial projects and will be offering turnkey microprocessor systems for industrial applications.

The 10th European Solid State Device Research conference will be held at the University of York from 15th to 18th September 1980. The main aim of this conference is that of bringing together scientists and engineers working in the broad field of solid-state devices and to provide a European forum for the presentation and discussion of the latest research and technology.

A conference on low-frequency noise and hearing is to be held from the 7th to the 9th May 1980 in Aalborg, Denmark, under the sponsorship of the Federation of Acoustical Societies of Europe, The (British) Institute of Acoustics, the Danish Acoustical Society, the Danish IEEE, the EEC and Aalborg University Centre. The conference fee is 500Dkr and further information can be obtained from Henrik Moller, Aalborg University Centre, Box 159, 9100 Aalborg, Denmark.

Portsmouth Polytechnic is running a series of courses on microprocessors from 24th March to 18th July 1980. Details can be obtained from Mrs A. P. Sizer, Department of Electrical and Electronic Engineering, Portsmouth Polytechnic, Anglesea Rd, Portsmouth PO1 3DJ

## Plessey and Anderson form "Signal Technology Ltd"

Two well known electronics giants, one well known in the UK, the other in the USA, have founded a joint venture company, to be known as "Signal Technology Ltd", based in Swindon, Wiltshire. The two companies involved are Plessey and Anderson Laboratories Inc., and the main expertise of the new company will be the design, applications and production of surface acoustic wave filters.

The company will concentrate on the market for military applications such as weapons and weapon systems, radar, cable tv, land-based and satellite communication

equipment, plus land mobile radio installations. Signal Technology's production unit in Swindon contains facilities for dedicated computer-aided design and a full range of test and measurement equipment.

Both Signal Technology and Anderson will offer the same complement of products with Signal Technology serving UK and European markets and Anderson serving US and Japanese markets.

As a result of the pooling of Plessey and Anderson resources, the new company will commence business with a catalogue of over 200 products.

## Obituary— Cecil Goyder

The death has occurred in Princeton, New Jersey, USA, of Cecil Goyder who, until his retirement, was concerned with the United Nations communications and broadcast radio services. Previously he was engineer-in-charge of All India Radio but it was as a young engineering student at the City and Guilds Institute, Imperial College that, in 1924, he made an indelible mark on the history of short-wave radio.

As the operator of the Mill Hill Scool wireless society's amateur transmitter, 2SZ, he succeeded at 6.15 a.m. on October 19th of that year in making the first direct two-way contact on low power with Australasia. The transmission wavelength was 80m and *Wireless World* reported the event under the headline, "Amateurs girdle the world - American papers please copy."

This contact and others over the next few weeks are regarded as a significant achievement in amateur long-distance working. There can be little doubt that Cecil Goyder's youthful success was bitterly resented by some of the leading amateur operators of the day, who had organized the trans-oceanic tests, including E. J. Simmonds, 20D, whose signals had been heard in New Zealand the previous day.

Cecil Goyder's contact was Frank Dillon Bell, Z4AA, of Shag Valley station Waihemu where, in 1964, a commemorative cairn was erected. Cecil Goyder was also responsible for the design of an early form of phase-locked variable oscillator known as the "Goyder lock".

## Solar power study group meets


A study group which is to look at the implications of solar power satellites for British industry met at the Leatherhead base of Era Technology recently. This was the latest in a series of meetings bringing together specialists from Marconi Space and Defence Systems, Era Technology and British Aerospace. Also present were representatives from the RAE, Farnborough, which is funding the six-month study.

The proposed solar power satellite would convert solar energy into electrical energy and beam it by microwave to the Earth's surface where it would be collected at a ground station and then fed into the national grid.

Era's part in the activity is that of assessment of the transmitting and receiving antennas as well as the ground power conversion, control and national grid interface problems.

## Kikusui—new in UK

Measuring instruments made by the Japanese firm of Kikusui are now sold and serviced in the UK by Telonic Berkeley UK, of Castle Hill Terrace, Maidenhead, a subsidiary of the American company Berkeley Controls, Inc. Kikusui is a relatively small firm, with a staff of about 200 and a turnover of £5.6 million, but the range of instruments it produces is surprisingly large. Telonic will hold in stock only a small part of the range, concentrating on oscilloscopes, function generators and several audio or l.f. test instruments, including an automatic distortion meter and wow-and-flutter meters. The 6702 wow and flutter meter shown indicates JIS, NAB, CCIR and DIN weighted readings, with separate wow and flutter indication. Sensitivity is sufficient to accept signals



Kikusui wow and flutter meter

directly from a tape head. Both digital and analogue displays are provided and a memory function of up to 10s eliminates jitter, the digital indicator reading tape speed, frequency and frequency ratio, as well as tape speed fluctuation.



# A.m. detectors

A survey of amplitude-modulation detectors, with a classification of types

by S. W. Amos, B.Sc., M.I.E.E.

**Circuits used for the detection of amplitude-modulated signals are grouped into four main types, individual circuits in each group being examined in detail.**

The word detector has been in use since the early days of radio and it was an unfortunate choice of term because it is by no means clear what a detector detects. It doesn't detect the presence of a radio signal because the aerial and/or first tuned circuit of a receiver do that. It doesn't detect the presence of modulation because an a.g.c. detector is designed to ignore modulation and to give an output related to unmodulated carrier amplitude. According to B.S. 4727 the job of a detector is to abstract information from a radio wave: the information may be the modulation waveform as in a demodulator or it may be the value of the unmodulated carrier amplitude as in the a.g.c. detector. Thus a demodulator is an example of a detector but a detector isn't necessarily a demodulator.

Since those early days the number of different types of detector has apparently grown enormously. It is possible to name 30 or 40 a.m. types without great effort. Terms such as diode detector, square-law detector, envelope detector and product detector are constantly encountered in electronics literature and examination of the various terms shows that the qualifying word may describe a number of different features of the detector. For example it may describe:

- a component used in the detector e.g. diode detector, grid-leak detector,
- a property of the detector e.g. infinite-impedance detector,
- the shape of the transfer characteristic of the detector e.g. square-law detector,
- the originators' names e.g. Foster-Seeley detector (to quote an f.m. example)

or, or course, the word detector may be used in its general (non-electronics) sense as a device which responds to the presence of a particular condition e.g. overload detector.

It follows that a given detector circuit may be known under a number of dif-

ferent names. For example a diode detector may be described as a linear detector, an anode-bend detector as a square-law detector and the infinite-impedance detector is sometimes called a reflex detector. There are, therefore, not so many different types of detector as the multiplicity of terms might suggest and it is the purpose of this article to illustrate this by surveying the various circuits and attempting to classify them.

If the mode of operation of the various a.m. detectors is considered in detail it is found that each conforms to one of four basic modes. There are minor variations in the details of operation but all a.m. detectors conform to one of the following four types:

- those in which the detector output is made up of samples of the peak value of the modulated r.f. input,
- those in which the detector clamps the peaks of the modulated r.f. input at a constant potential so that the mean value of the signal varies at modulation frequency,
- those in which the output stems from the interaction between the side frequencies and the carrier of the modulated r.f. input, the interaction being caused by the non-linearity of the transfer characteristic,
- those in which the output results from the effective multiplication of the modulated r.f. input and a second input at the carrier frequency.

We shall now examine this classification in detail.

## Sampling detectors

### Series-diode circuit

The simplest example of a sampling detector is the series-diode circuit shown in Fig. 1. It is similar to a half-wave rectifier circuit and the capacitor  $C_1$  can be called a reservoir capacitor. Operation of the circuit relies on the rapid charging of  $C_1$  through the low-value forward resistance and the subsequent discharge through the high-value diode load resistor  $R_1$ .

Diode  $D_1$  conducts during positive half-cycles of r.f. input and charges  $C_1$  to the peak value of the input signal. During negative half-cycles the diode is cut off and  $C_1$  begins to discharge through  $R_1$ . The ratio of the time constant  $R_1C_1$  to the period of the carrier is, however, so chosen that very little of the charge on  $C_1$  is lost before  $D_1$  begins

to conduct on the next positive half-cycle of input and  $C_1$  is again charged to the peak value. Thus  $C_1$  maintains a positive voltage which keeps  $D_1$  cut off except for the instants when the input signal passes through its positive peaks. In practice the period of conduction is only a small fraction of the positive half cycle.

Thus the load circuit  $R_1C_1$  is connected to the modulated r.f. source by the low forward resistance of the diode for only a brief fraction of each input cycle and during this time the capacitor voltage is "topped up" to the peak value of the r.f. input. For the remainder of each cycle the diode is cut off, isolating the load circuits from the r.f. input so that the voltage across  $R_1C_1$  begins a small exponential fall. Thus the diode acts as a switch which is turned on and off by the carrier component of the input signal. This is an example of a sampling process in which the modulated r.f. input signal is sampled once per cycle when it is passing through its positive peak. As the peak value changes as a result of modulation, the voltage across  $R_1C_1$  changes to give a simulation of the modulating signal waveform made up of a number of "topping up" increases separated by exponential falls. These constitute an r.f. ripple of small amplitude superposed on the modulating-frequency waveform and which is easily removed by an r.f. filter to make the output waveform a good approximation to the modulating signal.

This type of detector is widely used in a.m. receivers and gives a good performance provided that the input signal is large enough to switch the diode effectively, i.e. so that it has a low forward resistance and a high reverse resistance. For an r.f. input of small amplitude the forward resistance is higher and the reverse resistance lower than could be wished and thus detection of small-amplitude signals is inefficient. Better results could be obtained for small in-

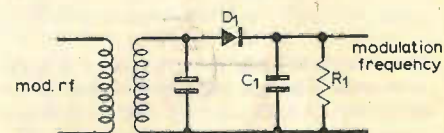


Fig. 1. The simple series-diode detector circuit is an example of a sampling detector.



puts if the diode could be switched by a large-amplitude signal synchronised with the carrier component. This is possible using a synchronous detector of the type normally used for the demodulation of suppressed-carrier a.m. signals: such detectors are described later. The switching signal can be obtained from a local oscillator as in synchrodyne receivers or from the received signal by removing the modulation as in the homodyne receiver. I.cs are available with limiter stages suitable for use in a homodyne receiver.\*

**Infinite-impedance detector.** The diode in the circuit of Fig. 1 can be replaced by a triode, the reservoir capacitor being connected in the cathode circuit as shown in Fig. 2. The valve is turned on by positive swings of the signal applied

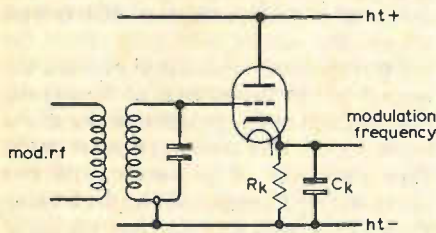


Fig. 2. Infinite-impedance detector.

to the grid and is cut off by negative swings. Thus the capacitor  $C_k$  is charged through the low internal cathode impedance of the valve during positive half-cycles and discharged through  $R_k$  on negative half-cycles. This is another example of a sampling detector, the cathode capacitor so biasing the valve that it conducts for only a small fraction of the positive half-cycle during which, by cathode-follower action,  $C_k$  is charged to the positive peak value.

This is, of course, the so-called infinite-impedance detector — another unfortunate term because the grid-cathode capacitance of the valve, in conjunction with  $C_k$ , gives the circuit some of the properties of one form of Colpitts oscillator and the input impedance can be negative, as many enthusiasts discovered in trying to cure such detectors of r.f. instability.

**Anode-bend detector.** The infinite-impedance detector can be made capable of amplification. All that is necessary is to include a resistor  $R_a$  in the anode circuit and an amplified version of the detected signal is available

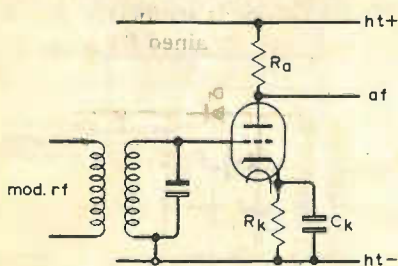


Fig. 3. Anode-bend detector with automatic cathode bias.

from the anode. The circuit is shown in Fig. 3 and is known, of course, as the anode-bend detector.

The cathode circuit is not decoupled at a.f. and the resulting negative feedback reduces the voltage gain of the a.f. amplifier to approximately  $R_a/R_k$  so that  $R_a$  must be large compared with  $R_k$  to achieve worthwhile gain. If  $R_k = 47 \text{ k}\Omega$ , a commonly-used value, then  $R_a$  could be  $470 \text{ k}\Omega$ , giving a gain of approximately 10. This detector operates by sampling the positive peaks of the r.f. input and the anode (and cathode) current consists of a succession of carrier-frequency pulses. These are smoothed to give an approximation of the modulation waveform by the reservoir capacitor  $C_k$ . To obtain a similar waveform from the anode circuit this also requires a shunt capacitance  $C_a$  and the time constant  $R_a C_a$  should equal  $R_k C_k$ . If  $R_a = 10R_k$  then  $C_a$  should be  $C_k/10$ .  $C_k$  is commonly  $100 \text{ pF}$ , so  $C_a$  should be  $10 \text{ pF}$ . Stray capacitance is probably of this value so it may not be necessary to add a physical component to provide it. If the equality of time constants is maintained there is no difference in audio quality between the outputs at anode and cathode. This is an interesting conclusion because in the days when a.m. transmissions were the only source of broadcast music the audio quality from the infinite-impedance detector was assessed as good by hi-fi enthusiasts whereas that from the anode-bend detector was regarded as poor! Perhaps the time constants weren't equal.

If the value of  $C_k$  is increased sufficiently to give effective decoupling at audio frequencies the gain of the valve is considerably increased by the elimination of negative feedback. The capacitor, once charged on the positive half-cycle of the r.f. signal at the valve grid, now discharges very slowly, the time constant being of the order of 1 second. This does not matter when the amplitude of the r.f. carrier is constant or increasing but it can be important when it is decreasing. If, as a result of modulation, the carrier amplitude falls more rapidly than the cathode-capacitor voltage then the valve is cut off until the capacitor voltage has fallen or the carrier amplitude has increased sufficiently for conduction to be possible again. Thus there are momentary periods of non-conduction when the rate of fall of r.f. amplitude is a maximum i.e. when the modulation frequency is high and the modulation deep. It is fortunate that in sound signals deep modulation rarely occurs at the highest frequencies and thus the distortion caused by these gaps in conduction is not as serious as might be supposed: indeed many of the harmonics introduced as a result of this effect are outside the passband of the amplifier, the loudspeaker or the ears of the listener. Although this type of detector was never used in receivers in-

tended for high-quality reproduction it was commonly employed in cheaper models where its high gain was considered to outweigh its limitations.

**Synchronous detectors.** Circuits of the type so far considered are used to detect modulated signals in which the carrier is present. They take samples of the positive peaks of the modulated r.f. input and are not affected by variations in the timing or phase of the peaks. To detect carrier-suppressed a.m. signals the detector must be sensitive to the phase as well as the amplitude of the peaks of the input signal: the reason for this will be made clear in the discussion of Fig. 5. Thus the detector must have a reference signal of constant frequency against which it can compare the phase of the modulated r.f. input. To this end the detector is provided with a second input in the form of a constant-amplitude sinusoidal signal synchronised with the (suppressed) carrier frequency of the modulated r.f. signal to be detected.

**Synchronous sampling detector.** One possible circuit for a synchronous sampling detector is given in Fig. 4. The single series diode of the prototype a.m.

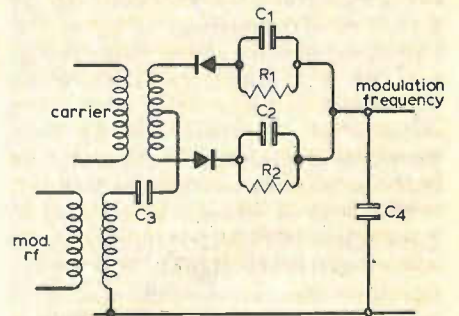


Fig. 4. Synchronous sampling detector using a diode bridge.

detector is replaced by two diodes and a centre-tapped transformer. Both diodes conduct together to produce the low-impedance path which connects the source of modulated r.f. to the capacitor  $C_4$ . When the diodes are non-conductive the path is open-circuited and  $C_4$  retains its charge. The diodes must be driven into conduction and non-conduction by the carrier input and not by the modulated r.f. input and thus the carrier input must be large compared with the other input signal. The balanced form of the carrier circuit is adopted to minimise any carrier component which may reach  $C_4$ . The time-constant circuits  $R_1 C_1$  and  $R_2 C_2$  are included as diode loads to ensure that the diodes conduct for only a small fraction of each cycle i.e. when sampling is required.

The way in which such a detector demodulates a double-sideband suppressed-carrier signal is illustrated in Fig. 5, in which the vertical dashed lines indicate the sampling periods. A non-synchronous a.m. detector, being insensitive to phase, would sample all the positive peaks and would thus pro-



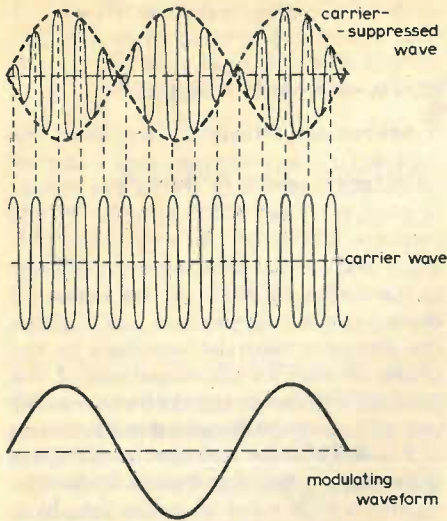


Fig. 5. Action of a synchronous sampling detector in detecting carrier-suppressed signal. The dashed lines indicate the sampling periods.

duce a grossly-distorted output. The synchronous detector operates strictly at carrier-frequency intervals and samples the positive peaks during one half-cycle of the modulating signal and negative peaks during the other half-cycle, thus correctly reconstituting the waveform of the modulating signal. The output has positive and negative swings and, for a symmetrical modulating signal such as a sine wave, has a mean value of zero, i.e. there is no d.c. component as in the output of the prototype non-synchronous series-diode detector.

This type of circuit can be used to demodulate the quadrature-modulated colour-difference signals in a colour television receiver. Here the modulated signal has two carrier components in quadrature, each amplitude modulated by a different signal. The circuit of Fig. 4 can demodulate one of these signals without interference from the other because, during the time it is sampling the peaks of one signal, the other is passing through zero and so has no effect on the detector output. A second detector with its carrier input in quadrature with that of the first is required to demodulate the second colour-difference signal.

For some applications the components  $R_1C_1$  and  $R_2C_2$  can be omitted.

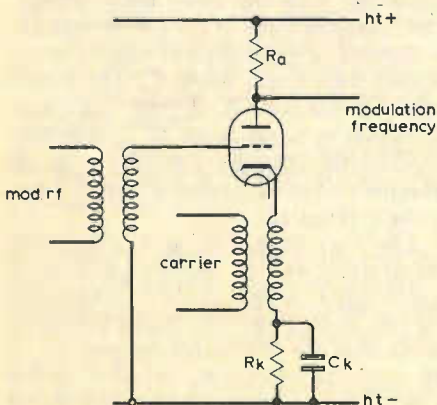


Fig. 6. Synchronous anode-bend detector.

The diodes then connect  $C_4$  to the source of modulated r.f. for the whole of one carrier half-cycle.

**Synchronous anode-bend detector.** The anode-bend detector with a short time constant RC combination in the cathode circuit is an example of a sampling detector, the valve being switched to conduction once per carrier cycle by the positive peak of the r.f. input applied to the grid. The valve could alternatively be switched on and off by a carrier-frequency signal applied to the cathode circuit and one type of synchronous sampling detector operates on this principle. It is sometimes called a gated amplifier.

A typical circuit is shown in Fig. 6. The modulated r.f. signal is applied to the grid and the carrier signal, suitably phased with respect to the grid signal and of much greater amplitude, is applied to the cathode. The components  $R_kC_k$  act as a diode load circuit and hold the valve cut off except during the negative peaks of the half-cycles of the signals applied to the cathode. When the valve is conductive the anode current takes up a value determined by the amplitude of the signal at the grid at that instant. As the valve is provided with an anode load, corresponding magnified signals can be obtained from the anode.

**Clamping detectors**

**Shunt-diode circuit.** In the circuit of Fig. 1 the output of the detector is taken from the reservoir capacitor, but it could alternatively be taken from the diode, the circuit being re-arranged as shown in Fig. 7 to enable one leg of the

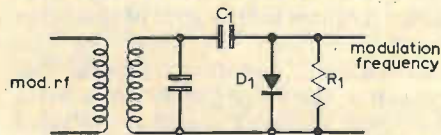


Fig. 7. The simple shunt-diode detector circuit is an example of a clamping detector.

output to be earthed. In this version of the circuit, known as the shunt-diode detector, the reservoir capacitor is series-connected, which makes the circuit convenient when d.c. isolation is required between the output terminals and the source of modulated r.f. input.

There is, however, no r.f. isolation between r.f. input and the output as in the series-diode circuit. The reservoir capacitor provides a low-reactance path at r.f. and transfers the modulated-r.f. input signal with little attenuation to the detector output terminals. The output is, in fact, made up of the modulation-frequency signal generated across the reservoir capacitor in series with the modulated-r.f. signal transferred from the input. Thus the output of the shunt-diode detector has a much greater r.f. ripple content than that of the series-diode circuit. The waveform of the output from the shunt-diode circuit can be deduced in the following way.

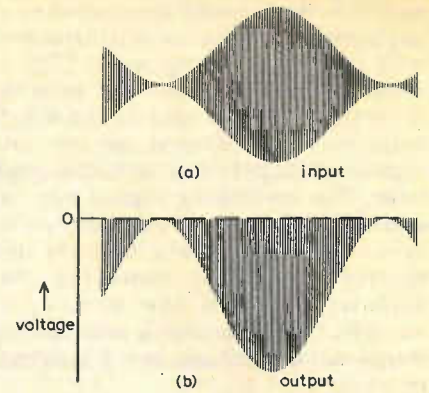


Fig. 8. Input (a) and output (b) waveforms for shunt-diode detector.

The diode conducts during a small fraction of each r.f. input cycle to charge the reservoir capacitor and for this brief period it acts as a short circuit across the output terminals. Thus for the duration of the charging period the output of the detector is zero: this occurs at each of the positive peaks of the input signal. The detector output therefore consists of a version of the modulated-r.f. input waveform in which each r.f. cycle is so displaced vertically that all positive peaks touch the zero-volts line as shown in Fig. 8. The mean value of such a signal varies with modulation and, if the r.f. ripple is suppressed, consists of the modulation waveform superposed on a negative zero-frequency component proportional to the amplitude of the unmodulated r.f. input.

The action of this form of detector is an example of clamping in which positive peaks of the input signal are clamped at zero volts. The circuit is often used in television to clamp the sync tips of a video waveform at a particular voltage: in this application the circuit is known as a d.c. restorer.

**Grid-leak detector.** One well-known example of a clamping detector which provides amplification is the grid-leak detector alternatively known as the leaky-grid or cumulative-grid detector, the circuit diagram of which is shown in Fig. 9. The grid and cathode of a triode or pentode are used as a shunt-diode detector the output of which, being generated between control grid and anode, is amplified by the valve to give a magnified output from the anode. Fig. 10 shows the waveform of the grid voltage for a sinusoidally-modulated r.f. input signal (positive peaks being

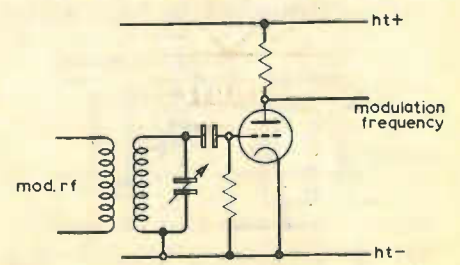


Fig. 9. A grid-leak detector.



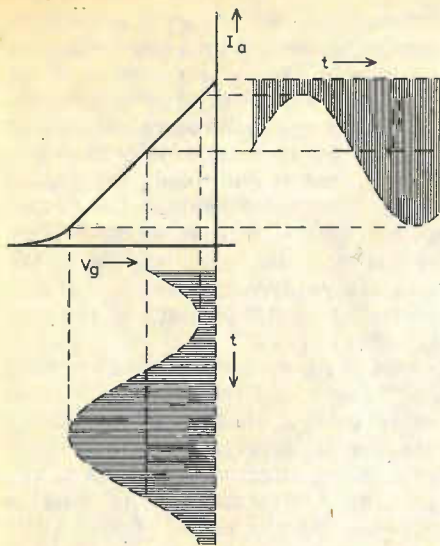


Fig. 10. Anode current/grid voltage relationship for a grid-leak detector.

clamped at zero volts) and the corresponding anode-current waveform.

The detector has the disadvantage that the control grid does not make an ideal diode anode and detection efficiency is therefore not high. The diode output contains, in addition to the wanted a.f. component, a d.c. component and a large r.f. ripple. The d.c. component provides the valve with grid bias and its value depends on the amplitude of the input signal, the bias becoming more negative (so decreasing mean anode current) as input-signal amplitude increases. The bias is suitable for class-A amplification only for a limited range of input-signal amplitudes. When it is unsuitable the curvature of the  $I_a-V_g$  characteristic causes anode-bend detection (in which the mean anode current increases with increase in input-signal amplitude) and the resulting audio signal is in antiphase with that due to grid-leak detection, causing a loss of audio output and distortion.

The r.f. component of the anode current can readily be suppressed by a decoupling capacitor across the anode circuit but it was common practice to make use of this component to provide positive feedback (called reaction) which greatly increased detector sensitivity.

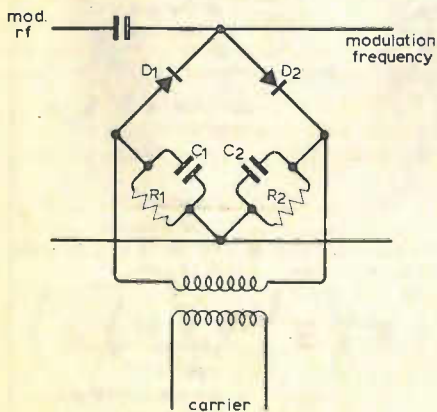


Fig. 11. A synchronous clamping detector using a diode-bridge.

In an effort to improve the performance of the grid-leak detector it was recommended that a valve with a long grid base should be used and that the anode voltage should be high to further increase the grid base. This made location of the operating point on the characteristic less critical and the a.f. component resulting from anode-bend detection less important. This variant of the grid-leak detector was known as a power-grid detector.

**Synchronous clamping detector.** Figure 11 gives the circuit diagram of a synchronous clamping detector. It has much in common with the synchronous sampling detector of Fig. 4 except, of course, that the diodes are arranged to produce a shunt short circuit once per carrier cycle. The diodes and their load circuits form a balanced circuit chosen to minimise carrier content in the detector output and the time constant of

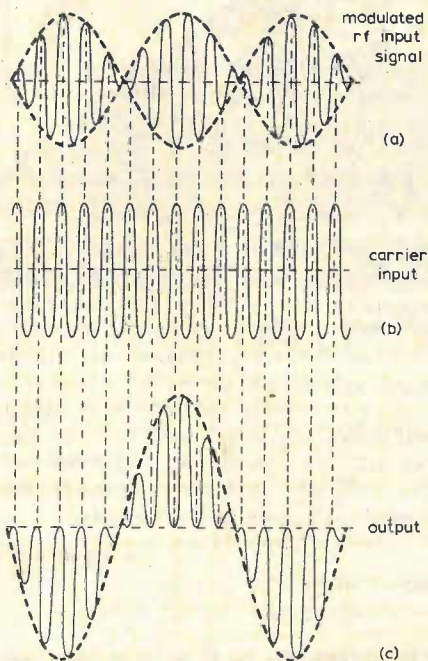


Fig. 12. The action of a synchronous clamping detector is demodulating a suppressed-carrier, amplitude-modulated input signal.

the load circuits  $R_1C_1$  and  $R_2C_2$  is made long compared with the carrier period so that the diodes conduct for only a small fraction of each cycle. At each conduction period that part of the modulated-r.f. input waveform which coincides in time with it is clamped at zero volts.

The way in which the detector demodulates a suppressed-carrier signal is illustrated in Fig. 12, in which the vertical dashed lines indicate the conduction periods. For a correctly-synchronised carrier these coincide with positive peaks of the modulated-r.f. signal during one half-cycle of the modulating signal and with negative peaks during the other half-cycle. Thus the output signal has positive and negative swings as shown in Fig. 12(c). As for the prototype non-synchronous shunt-diode detector there is a very large r.f. ripple

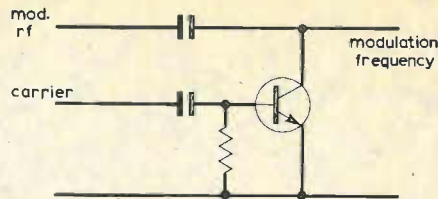


Fig. 13. A simple synchronous clamping detector using a symmetrical bipolar transistor.

content in the output but, for a symmetrical modulating signal such as a sine wave, there is no d.c. component.

The diodes can be replaced by a shunt-connected bipolar transistor which is switched on and off by the carrier signal applied to the base. The circuit diagram (Fig. 13) includes an RC combination in the base circuit which determines the duration of each clamping period. If the transistor is a symmetrical type transmission of the carrier signal to the detector output can be minimised.

**Additive (non-linear) detectors**

In all the detectors so far considered, a reservoir capacitor has played an essential part: it is charged during part of each cycle of carrier component and discharges during the remaining part of the cycle. Thus the shape of the input-output characteristic of the charging device has only a second-order effect.

There is, however, a type of detector in which the shape of the input-output characteristic is all-important because it is in use for most if not the whole of each cycle of input signal. One example of this type is the anode-bend detector in which the valve is biased by a battery as shown in Fig. 14.

Detection is achieved because of the unequal response to positive and negative half-cycles of the input signal and this is a consequence of the non-linearity of the  $I_a-V_g$  characteristic as shown in Fig. 15. Clearly the mean value of the anode current varies with the modulation and the magnitude of the modulation-frequency output depends on the severity of the non-linearity of the characteristic. The mean current also varies with the magnitude of the input signal.

There is an alternative method of explaining the operation of this type of detector. When two sinusoidal signals with different frequencies are applied to

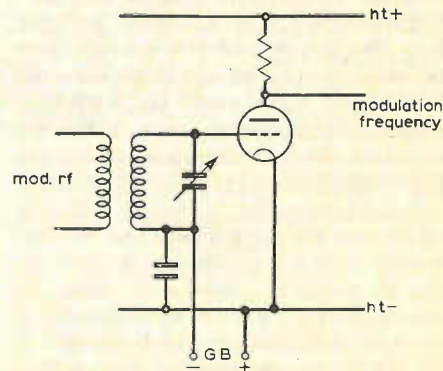
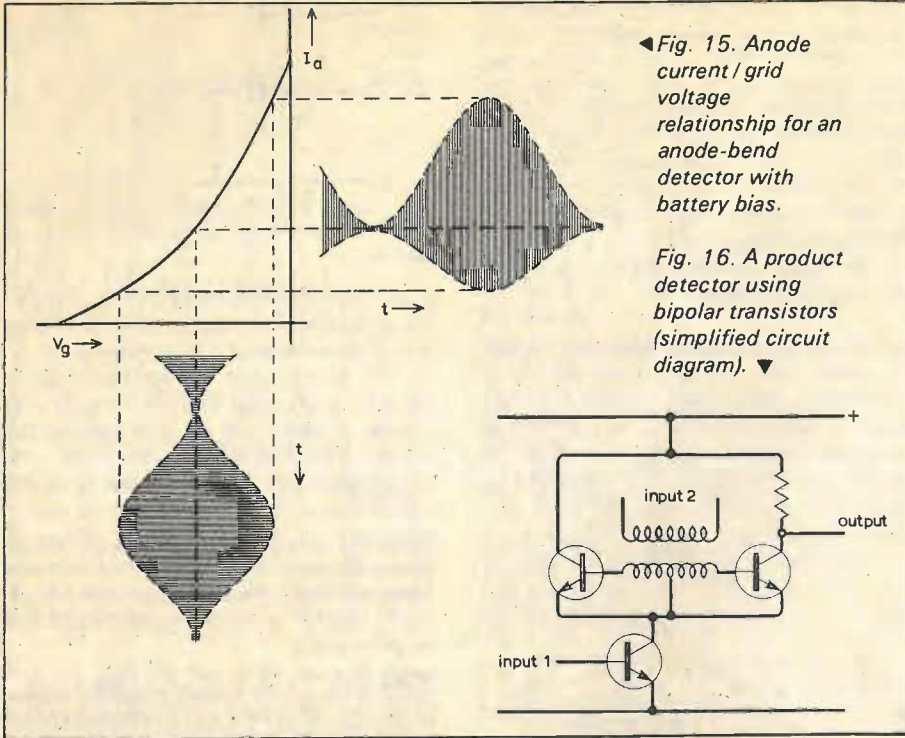


Fig. 14. An anode-bend detector using battery bias.





◀ Fig. 15. Anode current / grid voltage relationship for an anode-bend detector with battery bias.

Fig. 16. A product detector using bipolar transistors (simplified circuit diagram). ▼

a device with a linear characteristic, the output has only two components and these are at the frequencies of the two input signals. If, however, two such signals are applied to a device with a non-linear characteristic, the output contains components not only at the frequencies of the two input signals but also at multiples of these two frequencies (harmonics) and at the sums and differences of the various harmonics. The last mentioned are known as combination frequencies and are given by  $(mf_1 \pm nf_2)$  where  $f_1$  and  $f_2$  are the frequencies of the two input signals,  $m$  and  $n$  being integers. Perhaps the most interesting of the combination frequencies is  $(f_1 - f_2)$  — the difference frequency. Non-linear devices are often used as r.f. mixers in superheterodyne receivers, the inputs from oscillator and the r.f. circuit being connected in parallel or series and applied to the single input terminal: it is the difference term which is selected from the output of the mixer for amplification in the i.f. amplifier. In an anode-bend detector the input, assumed amplitude-modulated by a single sinusoidal signal, has three components — the carrier, the upper side frequency and the lower side frequency. The difference term resulting from interaction between the upper side frequency and the carrier, and between the carrier and the lower side frequency, both yield the required modulation-frequency output. But interaction between the upper and lower side frequencies yields an unwanted second harmonic of the modulating signal and interaction between the harmonics of the side frequencies and the carrier yields a complex of other unwanted terms. Thus the non-linearity of the characteristic on which the action of the detector depends inevitably causes considerable harmonic and intermodulation distortion.

### Multiplicative (Product) Detectors

As shown in the previous section one method of achieving a.m. detection is by use of a non-linear device which generates an output at the difference between the frequencies of two components of the input signal. An alternative method is to use a device with two output terminals and which in effect multiplies the two inputs to form the output. This process yields an output at the sum and difference frequencies directly as shown by the identity:

$$\sin \omega_1 t \cdot \sin \omega_2 t = \frac{1}{2} [\cos(\omega_1 - \omega_2)t - \cos(\omega_1 + \omega_2)t]$$

The difference term is thus obtained without need of non-linearity.

There are a number of r.f. mixers and synchronous detectors which use this

principle in which, as the identity implies, current is assumed to flow in the device throughout each cycle of both input signals. In all these examples both input terminals control the current through the device and one of them can be regarded as controlling the mutual conductance of the device. The output current is given by  $g_m v_{in}$  approximately (where  $v_{in}$  is the signal applied to the second input terminal) and is thus proportional to the product of the two inputs.

One of the earliest devices to be used in this way was the pentode, the two inputs being applied to the control grid and the suppressor grid. The screen grid, being effectively earthed at r.f., prevented any capacitive interaction between the two inputs. A better performance was achieved in the hexode which had an additional screen grid between suppressor grid and anode.

An alternative method of producing a circuit in which two inputs control the same current is by connecting two transistors in series across the supply as indicated in Fig. 16. A number of circuits of this type are in common use, particularly in integrated circuits, and frequently the upper transistor is replaced by a parallel push-pull pair, the input being applied to their bases in push-pull, the output being taken from only one of the transistors. The advantage of using push pull is that the currents of the paralleled transistors are in antiphase so that alternating currents at the frequency of the push-pull input are confined to the push-pull stage and do not stray into the supply circuits or to the lower transistor which controls the current to the push-pull pair.

A third type of multiplicative device is the dual-gate, field-effect transistor. Both gates control the channel current and thus if two signals are applied to the two gates, sum and difference signals are available in the drain current.

To conclude this article the classification of a.m. detectors surveyed is summarized in the table. □

Classification of a.m. detectors		
Type	Non-synchronous	Synchronous
sampling detector	series-diode infinite-impedance anode-bend with cathode bias (amplifying)	diode bridge  anode-bend (gated amplifier)
clamping detector	shunt-diode (d.c. restorer) grid-leak, power-grid (amplifying)	diode bridge  symmetrical transistor
additive (non-linear)	anode-bend with battery bias	
multiplicative (product)		pentode, hexode dual-gate f.e.t. bipolar transistors in series

\*See, for example, J. W. Herbert: "A Homodyne Receiver" Wireless World Sept. 1973.





**Micro-soldering!**

**ANTEX  
TCSU1 & CTC**

**... its the perfect kit**

**Model TCSU1**

Micro-Soldering Station

Accurate pin point temperature control between 65° and 400°C. Heating element and sensor built in tip of the iron for fast response. Interchangeable slide-on bits from 4.7 mm (3/16") down to 0.5mm. Zero voltage switching, no spikes. No magnetic field, no leakage. Supplied with miniature CTC (35-40watt) iron or XTC (50watt). TCSU1 soldering station with XTC or CTC iron **£36 (6.44)**. Nett to industry.



Model CTC - 24 volts Priced at **£9.75 (1.87)**



Model XTC - 24 volts Priced at **£9.75 (1.87)**

**Model CX 17watts - 230 volts**



A miniature iron with the element enclosed first in a ceramic shaft, then in stainless steel. Virtually leak-free. Only 7 1/2" long. Fitted with a 3/32" bit. **£4.20 (.98)**  
Range of 5 other bits available from 1/4" down to 3/64".  
Also available for 24volts.



Spare element Model CX230E

**Model X25 25 watts - 230 volts**



A general purpose iron also with a ceramic and steel shaft to give you toughness combined with near-perfect insulation. Fitted with 1/8" bit and priced at **£4.20 (.98)**  
Range of 4 other bits available.  
Also available in 24volts.



Spare element Model X25/240E

**Model SK3 Kit**

**Model SK4 Kit**



Contains both the model CX230 soldering iron and the stand ST3. Priced at **£5.70 (1.49)**  
It makes an excellent present for the radio amateur or hobbyist.

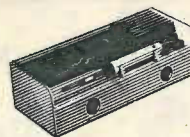


With the model X25/240 general purpose iron and the ST3 stand, this kit is a must for every toolkit in the home. Priced at **£5.70 (1.49)**

**Model SK1**

**Model MLX 12volts**

**ST3 Stand.**



This kit contains a 15 watt miniature soldering iron, complete with 2 spare bits, a coil of solder, a heat sink and a booklet, 'How to Solder'. Priced at **£5.95 (1.53)**



The soldering iron in this kit can be operated from any ordinary car battery. It is fitted with 15 feet flexible cable and battery clips. Packed in a strong plastic envelope it can be left in a car, a boat or a caravan ready for soldering in the field. Price **£4.55 (1.14)**



A strong chromium plated, steel spring screwed into a plastic base of high grade insulating material provides a safe and handy receptacle for all ANTEX models soldering irons. Priced at **£1.50 (.57)**

\* VAT + P&P as shown in brackets ( )



Stocked by many wholesalers and retailers or direct from us if you are desperate.

Please send me the Antex colour brochure  I enclose cheque/P.O./Giro No.258 1000

Name .....

Address .....

Antex Ltd. Freepost, Plymouth PL1 1BR Tel. 0752 67377

WWW APRIL

WW-068 FOR FURTHER DETAILS



# Look closely at the SSG520 SYNTHESIZED SIGNAL GENERATOR

The SSG520 is a synthesized signal generator covering the range 10 to 520MHz and was designed for fast measurement, test and alignment work in the v.h.f. and u.h.f. bands with particular emphasis on the needs of those servicing mobile communications equipment. It's astonishingly easy to use, exceptionally stable and has remarkably low leakage so it's also proving popular for many other specific or general applications too in broadcast radio and communications research and teaching.

Fast, error-free frequency selection by thumbwheel switches and automatic ranging eliminates the need for a frequency meter and true synthesis in 100Hz steps brings maximum stability at all frequency settings. What's more the SSG520 needs no re-tuning after a power loss. An optional ovened crystal version is available for even greater accuracy and stability. Sideband phase noise is better than  $-110\text{dB}/\text{Hz}$  and harmonics are less than 25dB. Any combination of a.m. and f.m. modulation, internal or external is possible. Output is calibrated and automatically levelled over the whole frequency range and the attenuator is quickly set by adjacent 10 and 1dB attenuator switches giving direct reading of dBm and volts and enabling accurate mute / squelch settings.

A really useful extra feature on the Farnell SSG520 is the SINAD facility. This feature provides a simple, quick and unambiguous method of measuring receiver sensitivity. It may also be used as an alignment aid ensuring the reception of intelligible signals by providing a better band-pass alignment.

If the remote programming option is ordered then all major functions can be controlled via a multipin socket. These include frequency, attenuation, modulation and SINAD meter. A microprocessor based keyboard control unit with IEEE IB will be available to special order.

Reverse power protection is now available as an internal option preventing possible attenuator burn-out for up to 50 watts reverse power. This protection automatically resets when the power signal is removed.

*Use this magazine's reply system now to obtain your copy of a six page colour brochure on the SSG520 and we'll also send you a useful pocket-size folder of telecommunications data, charts and tables.*



## Farnell International

WETHERBY · WEST YORKSHIRE LS22 4DH · ENGLAND  
TELEPHONE 0937 63541 · TELEX 557294 FARIST G

### NEW!

Transmitter Test Set

See it at

Communications 80





# LETTERS TO THE EDITOR

## PROGRAMMABLE NOTES FOR KEYBOARD INSTRUMENTS

Regarding M. Robins's letter in the November 1979 issue, one way of overcoming the problems with key changes while allowing a "natural" scale is to redefine the function of the keyboard. The following is a suggestion to overcome the limitations of current keyboard instruments, which are tuned to an "equal-tempered" scale. The latter is really a compromise, basically due to the fixed number of physical notes available.\* If we had a much larger number, true musical intervals (i.e. subjectively correct) could be played in any key; in fact early keyboard instruments had "split" notes to reduce this problem. For example, A<sub>b</sub> and G<sub>#</sub> should strictly be different frequencies, depending on the scale/key being played, but have now been "tempered" to give the same frequency (i.e. they are the same physical note), which has become acceptable in modern music.

However, if we consider a keyboard generating "intervals" as opposed to absolute frequencies, this situation should not arise. Imagine a keyboard where notes to the right represent positive intervals relative to the last note played, and notes to the left represent negative intervals (the middle note representing no change). This is shown in Fig. 1. If a piece of music is now re-interpreted as a set of intervals (e.g. major/minor tones, thirds, fifths, octaves, etc.) the instrument will generate the exact frequencies required. For example, intervals of a fifth from any note will always be the exact ratio of 3 to 2.

In practice, frequencies have to be generated which are proportions of the previous frequency. This could be done using multiplier circuits or digital techniques, but a simple method which springs to mind is to use a basic synthesizer concept. In these instruments a keyboard generates a linear range of voltages which control logarithmic voltage-controlled oscillators. Using this idea, the frequency multiplication/division we require is easily obtained by adding/subtracting d.c. voltages. Operational amplifiers can be used for this, as well as for storing the last note played in a sample-and-hold arrangement.

The circuit in Fig. 2 (albeit crude) illustrates the basic idea, but has not been tested as it is only a suggestion for those readers with more time and patience to try a feasibility study. It may not in fact be practical due to drifting unless highly stable circuits are used. It is analogous to an inertia based navigation system which is reset once only, and from then on everything is calculated relatively, thus accumulating errors. The instrument may be physically difficult to play and certainly a rethink would be required for musical notation. It is also monophonic, as chords have not yet been considered.

But for those who are undeterred, the operation is as follows: The key contacts are labelled S<sub>1,2,3&4</sub> and must operate in that sequence. IC<sub>1</sub> and 3 hold the current note in their "hold" capacitors. When a key is pressed, S<sub>1</sub> opens and isolates IC<sub>1</sub>. S<sub>2</sub> closes, selecting the interval required (plus/minus or zero) which is added to the previous note from IC<sub>1</sub> using the summing amplifier IC<sub>2</sub>. S<sub>3</sub> closes, thus storing this new note on IC<sub>3</sub> which produces the required frequency from

the oscillator. S<sub>4</sub> triggers the note envelope shaper. S<sub>5</sub> is the reset required at switch-on.  
P. A. Tipping  
Charlton  
Manchester

\* In the equal-tempered scale, each of the twelve semitones differs in frequency from its neighbours by a constant ratio which is the twelfth root of 2 (= 1.059463094). This constant derives from the fact that in the scale there are 12 frequencies, of which the highest note, an octave above the lowest, is of course 2x the frequency of the lowest. — Ed.

## C. B. RADIO AND POPULATION DENSITY

R. B. Hooper's letter in your February issue is interesting. He's perhaps forgotten about the density of population here. England comes second, after the Netherlands, with 900 people per square mile. Scotland, from where I write, is No.22 on the world's list, with 170; but even that is heavily concentrated, in its central area. A lot of the rest is mountainous.

Victoria, Mr Hooper's home-state, is Australia's most densely crowded! This happy region has 37 people per square mile, almost the same as Finland! His island-continent is itself at the end of the world's list. As it's roughly the same area as the continent of Europe it can well afford the 'luxury' of citizens' radio, without 'mutual interference'.

With these facts in front of him, Mr Hooper must realise that the authorities here, with a population of around 55 million, view with some foreboding just how many thousands will apply for this 'privilege'! When was he last here? If so, did he ever have the experience of driving a car through the English Midlands? All the towns merge into one another!

The USA, which he quotes, is No. 27 on the list, with 50 people per square mile! Like Australia, its vast area has undoubtedly made c.b. radio both feasible and necessary.

In most of the UK one is within easy reach of a telephone. Our communications system has, fairly recently, been extensively modernised and is quick and effective.

King Canute would have been gratified!  
W. C. Ritson  
Stromness  
Orkney

## THE INTELLIGENT PLUG

Two points regarding The Intelligent Plug mains communication system described in your December 1979 issue: (a) it could be lethal; (b) it would need a licence, which would not be granted.

The danger arises from the 1µF capacitor in the transmitter circuit, practically between the neutral and earth lines (ironically the authors state "for maximum safety"). However, if the neutral and earth connections at the wall socket were dirty and not making very good contact, the live mains would pass through the primary of the mains transformer at least, making the neutral wire also live, and then pass through the 1µF, making the earth and hence the case and micro-processor live!

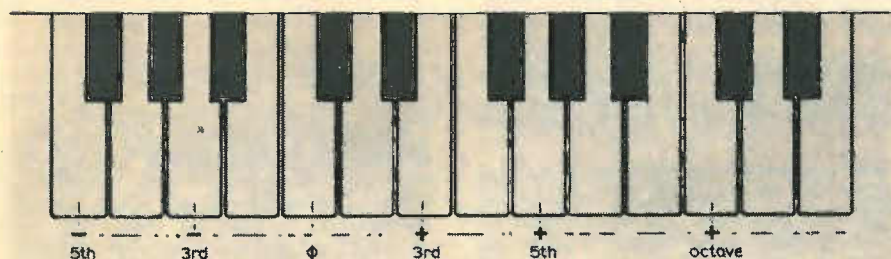


Fig. 1.

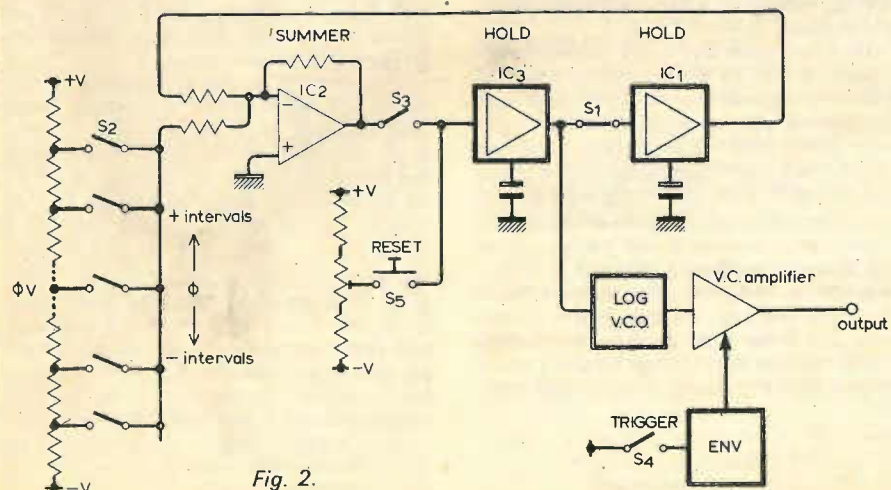


Fig. 2.



B.S.415, the radio and tv safety spec. (para. 9.1.1 etc.) says that a part is deemed to be live if more than 0.7mA (peak) a.c. can be drawn between it and either pole of the supply. At 240V, 50Hz this works out to be about 6.6nF maximum value between either pole and earth. In any case the specification goes on to state a maximum value of 0.1 $\mu$ F. This is no doubt one reason why commercial units inject signals between the poles, and not with respect to earth.

Secondly, regarding the licence, I have always been led to believe that a system such as this is considered as a straightforward transmitter, which requires licensing, but the frequency used would probably rule this out. After all, inductive loop paging systems and metal detectors require licences. Just because mains-intercoms are sold does not mean they are legal to use (cf walkie-talkies).

David Williams  
London SE12

The authors reply:

We would like to thank David Williams for pointing out the possible hazard in the circuitry of The Intelligent Plug. Our first reaction was to change the project name to "The Intelligent Socket!" — if the circuitry is mounted in a p.v.c. box as part of the mains socket the problem does not arise.

As this would make the project less accessible to the home constructor, however, we recommend that the 1 $\mu$ F capacitor in the transmitter circuit is reduced as Mr Williams suggests. Reduction to 0.1 $\mu$ F should not incur a significant loss of signal to noise ratio: beyond this the gain of the amplifier may need to be increased or redundant transmission techniques used to combat the accompanying degradation of the channel.

The letter raises the difficult question of whether we have chosen the best pair of wires for transmission. After carefully reconsidering the issue, we still feel that neutral and earth is a good choice: a disadvantage of live and neutral of which we have recently been made aware is that transmission can interfere with certain test equipment which does not filter the power input.

Regarding the point about licensing, we must emphasize that the system does not rely on radiated signals as do the loop paging systems and metal detectors that Mr Williams mentions. Signals are instead transmitted along mains wiring. No licence is needed to send signals along one's own wires in one's own property; indeed if it were, every piece of electronic and electrical equipment would need a licence!

Neil McArthur, Andy Wingfield, Ian Witten.

## POLITICS AND ELECTRONICS

How interesting and encouraging to find a fellow reader and critic of the remorselessly centralising bureaucracy that is supposed to run our social system (S. Frost, January letters).

His letter is a very good contribution to why such developments as c.b. radio should be supported — whatever the 'difficulties' to bureaucrats, and however large the 'technical' problems appear to be. The question is one of politics and philosophy; the politics of access to resources and uses, and the philosophy of freedom. We are told that freedom also brings with it responsibilities, but no responsibility can be exercised until freedom has been gained and experienced. Most

important of all, freedom is never 'granted' (that would be like looking for the dark with a torch), it must be taken by struggling for it. That is one of the most vital messages of a political nature we can help young people in our society to perceive, and I am delighted to see *Wireless World* making a small contribution to this end.

Mr Frost could have added words from Gerrard Winstanley to his list of those that have seen what it takes to struggle for freedom. Also people interested could very well re-read Henry Thoreau's "On the Duty of Civil Disobedience". Finally on this point, one should remember that Christ said a lot of nasty things about lawyers and doctors — and the state, but you would not think so after centuries of oppressive and professionalised religion.

Directly after Mr Frost's letter you printed the flaccid letter by Mr Greenwood. It is an excellent contrast to see that an intelligent man like him could still offer the old 'politics is dirty' argument. Notice how he tries to imply that *Wireless World* should be 'above' such mess, or by the same token that to allow political rhetoric to enter the pages of a technical journal somehow besmirches it. His letter sounds just like a Victorian lady arguing that sex has reared its ugly head in her 'pure' journal! And that kind of aloof puritanism is not far away in Mr Greenwood's letter.

I would ask how can a person who has worked in technology think that such a subject is not political — some of the most critical political questions of all time will mightily involve technology as we are developing it. Mr Greenwood could profitably read the book by Jacques Ellul entitled "The Technological Society", or some of Ivan Illich's works, although I admit it would be like asking the Victorian lady to read Havelock Ellis or Kinsey. Nonetheless turning away from what might be unpalatable scientific facts should be the last thing a technician or engineer should do, especially as it is now impossible to hide behind the fallacy that science is somehow 'pure' or 'beyond politics'. That science, and by implication its relative, technology, is a highly political and messy human activity like any other is hardly disputed any more — and one does not have to acquire a deep understanding of Thomas Kuhn or Karl Popper to see it.

Any awareness that the coming political struggle will not centre around the bankrupt, 'Right-Left' dichotomy, but will concern the Centralist-Decentralist debate, is all to the good. C.b. radio is a *networking* use of technology, self-determined, and exercises peoples' ability to generate these spontaneous forms.

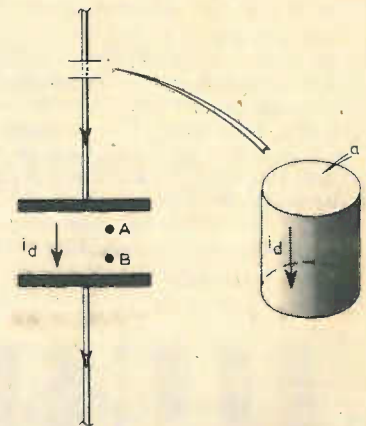
The word processors and disseminated micros, as well as a vast proliferation of cybernetic approaches to production and management will transform social forms and work habits within our lifetimes. It is our subject, electronic engineering that is in the vanguard of all this. One of the most decentralised and self-organising social structures we have ever known should evolve out of this. But hierarchically minded politico-bureaucrats — who think that they are God's gift to the universe and that power should reside with them — will have to be watched, or it is possible that George Orwell's voice will echo from the clouds, "I hate to say I told you so!"

Ken Smith  
Electronics Laboratories  
University of Kent at Canterbury

## DISPLACEMENT CURRENT

In the articles on displacement current by Catt, Davidson, and Walton (Dec 1978, March 1979) two important concepts are brought out. One is the limitations of Maxwell's lumped capacitance model, the other the transmission-line model the authors have contributed. However, the authors' claim with reference to Maxwell's capacitor that the displacement current is "an artefact of this faulty model" should be taken with a grain of salt. Maxwell's displacement current occurs at many places and in many forms, one of which is inside a capacitor, another in free space. Whether or not the authors replace Maxwell's capacitor with a transmission line has nothing to do with  $dD/dt$  in space, which will forever continue to make electromagnetic wave propagation possible, whatever is the source.

It is stated repeatedly that charge flows, which is correct, but also that current "flows". Current is a time-rate quantity that exists or is; it does not flow. It reflects a point observation, how much charge that passes that point. If no charge is passing there is no current. It is particularly hard to consider current "flowing" when it is a displacement current, appearing where there are no moving charges. In the accompanying diagram no charges move between points A and B, or anywhere between the two capacitor plates.



The displacement current is no current at all, because we have robbed it of the very agent it needs to be a current — the flow of charge. Is it sensible to talk about "flowing currents" in vacuum? So, both "flow" and "current" are objectionable terms, notwithstanding the fact that  $i_d$  is a current, equal to the conduction current  $i$  both to quantity and unit. It is unfortunate that Maxwell did not call his displacement current something else, such as "displacement entity".

Some experts on electromagnetic theory do not use the historically inherited terms "displacement" and "displacement current" at all, while they do employ Maxwell's math and give proper credit to Maxwell<sup>1</sup>. Why are we so disturbed about names we can do without, holding on to the math? The title of the authors' first article was "Displacement Current — and how to get rid of it". If someone really succeeds to get rid of displacement current in Maxwell's capacitor, and then opens up the plates so that it becomes an antenna, how comforting it must be to this person to learn that wireless communication is just a fiction of the mind. And to the authors who succeed in getting rid of the displacement current at the input to their transmission line, what a setback it



must be to have to accept displacement current inside the transmission line. In their Fig. 3 in the second article, the quantity  $D$  is shown four times inside the transmission line. The moment the transmission line is put to use,  $D$  becomes  $dD/dt$ . The authors seem to imply that when displacement current occurs inside a transmission line, it need not be explained. The truth in the matter is that  $dD/dt$  in a transmission line requires the same amount of explanation as that in a capacitor, if not more, ie to the one who feels that he does not understand displacement current. To him, if Maxwell's displacement current in a capacitor begs for an explanation, so does the same thing when occurring in a transmission line. But the "paradox" of the capacitor is today a paradox for the layman only. Particularly with the extended theory the authors offer, the math of electromagnetism is clear and to the point. One cannot escape the impression that the author effort to get rid of the displacement current is not only futile, it is also misdirected!

If we accept the fact that electromagnetic waves are generated from an antenna, and if we get a number of wavelengths away from it, then

$$\nabla \times H = \nabla \times (B/\mu_0) = dD/dt = \epsilon_0 dE/dt \quad (1)$$

(partial derivations intended). This is a more crucial case to tackle for those who set out to get rid of Maxwell's displacement current. Just to mention another case of the omnipresence of this current, see the right-hand side of my diagram. There exists displacement current already in the wire that goes to the capacitor, such as a copper wire, because it has an E-field. Quite apart from the immensely much greater conduction current in the wire, it is likewise dependent on the area  $a$ . The point is that it is there. If we more or less successfully do away with displacement current in one place, should we not do away with it in all places? And the most important place of them all is that depicted by (1).

Certainly the authors are right in placing the electromagnetic energy in the fields, and they are justified in dressing up the capacitor as a transmission line, to which the old Maxwell capacitor presents a conditional approximation. But, what kind of a transmission line? In Maxwell's equation (1) in its general form

$$\sum(B/\mu_0)s = i_c + i_d = i_c + d\phi/dt \quad (2)$$

here written symbolically and simplified,  $s$  is the magnetic field-line path,  $i_c$  the conduction current, and  $\phi$  the electric flux. The equation shows that  $i_d$  has magnetic field, too. Nevertheless, the authors promote only a TEM magnetic field, turned 90° with reference to Maxwell's. The field situation is quite a complex one, with the boundaries extending to right-angle bends, and the entire capacitor with standing waves on the plates located inside the demarcation line of the Fresnel zone. Thus the vectors  $E$  and  $B$  are not necessarily normal to each other, nor does the E-field necessarily convey the same energy as the B-field. Theoretically at least, as a limit consideration, a certain magnetic field can be approximated out of existence because almost all the energy is in the E-field. From the authors' illustrations, it is hard to figure out how the magnetic field lines are supposed to go. Whatever TEM there is, it surely is not alone.

(1) is an interesting way of writing one of Maxwell's equations for free space. If we don't like  $D$ , we can use  $E$ . (And, if we don't like  $H$ , we can use  $B$ .) Perhaps the fact that  $D$  is not as important as it is made out to be should be brought out here. We might say

that Maxwell put  $D$  and  $H$  on a pedestal, and that history has given both quantities a lot of significance, while the really important quantities are  $E$  and  $B$ , at least to the engineer. Specifically, the two historically inherited equations are shown in (3),

$$D = \epsilon_0 E \quad (3) \quad E = (1/\epsilon_0) D$$

$$B = \mu_0 H \quad (4) \quad B = \mu_0 H$$

We may claim that (3) is an anomaly since it tends to convey the general idea that there exists an important relationship, on one side between  $D$  and  $B$ , on the other between  $E$  and  $H$ . If so, (3) is deceiving, while (4) conveys the right idea. This is that  $E$  goes with  $B$ , and  $D$  with  $H$ . Perhaps also that  $D$  and  $H$  are less important (and thus explanations of  $D$  and  $dD/dt$  less important). Although we cannot do without them, we may consider  $D$  and  $H$  merely as aids in the unwinding of electromagnetic theory, stepping stones in the classroom teaching leading to  $E$  and  $B$ . We may look upon  $D$  and  $H$  as auxiliary quantities, with  $D$  tying  $q$  and  $E$  together (the electric tie, so that we can proceed from charge to field), and similarly  $H$  tying  $i$  and  $B$  together. Then  $dD/dt$  is simply the "tie rate". If we can make  $D$  and  $dD/dt$  less important, on a relative scale, and give the engineer more appropriate names and concepts, it seems that the entire issue of the displacement current may have lost its edge.

H. E. Stockman  
Sercolab  
Arlington  
Mass. USA

**Reference**

1. King, R. W. P. "Fundamental Electromagnetic Theory", Dover, 1962.

*The authors reply:*

With regard to para 1, neither Maxwell nor anyone else except Dr Stockman has identified more than one form of Maxwell's displacement current, or asserted that  $dD/dt$  behaves in some way differently inside a capacitor and in free space. We anxiously await amplification of this important preliminary disclosure. We thought that, like the Cheshire Cat's grin, displacement current was always the same.

As to para. 2, where Dr Stockman suggests that "displacement current" should be renamed "displacement entity", we would prefer "displacement nonentity".

With regard to para. 3, we object to Maxwell's math quite as much as we object to his names. Further, the quantity  $D$  is not displacement current, as Dr Stockman avers. We do not object to the quantity  $D$ , which equals  $\epsilon E$ . In our Fig. 3,  $D$  does not imply the existence of a  $dD/dt$ . Quite the contrary,  $dD/dt$  is zero at three of the four points where  $D$  is written, although at each of those points an electromagnetic signal is successfully travelling along without the benefit of a non-zero  $dD/dt$ .

Now for para. 4. Let us tackle equation (1) in a world devoid of displacement current but containing TEM waves as defined in *Wireless World*, July 1979, page 73.

$$\text{LHS} = \nabla \times H = \text{curl } H = -\frac{\partial H}{\partial x} \quad (1)$$

$$\text{RHS} = \epsilon \frac{dE}{dt} \quad (2)$$

From definitions in the July 1979 issue, page 73

$$-\frac{\partial H}{\partial x} = \frac{1}{c} \frac{\partial H}{\partial t} \quad (3)$$

by definition  
(see W. W. July Appendix 1)

$$\text{Now since } \frac{E}{H} = \sqrt{\frac{\mu}{\epsilon}}, \quad D = \epsilon E, \quad (4)$$

$$\frac{D}{\epsilon H} = \sqrt{\frac{\mu}{\epsilon}} \quad (5)$$

$$\therefore D = \frac{H}{c} \quad (6)$$

$$\therefore \frac{\partial D}{\partial t} = \frac{1}{c} \frac{\partial H}{\partial t} \quad (7)$$

Therefore substituting in (3),

$$-\frac{\partial H}{\partial x} = \frac{\partial D}{\partial t} = \epsilon \frac{dE}{dt} \quad (8)$$

Returning to (1),

$$\nabla \times H = \epsilon \frac{dE}{dt}$$

See, no displacement current!

Of course, these mathematical arpeggios, the likes of which have for so long masqueraded as electromagnetic theory, are quite meaningless and futile. We might as well be asked to demonstrate our skill at basket weaving (or at computing large prime numbers) in order to establish our credibility as experts in electromagnetic theory

Continuing with Dr Stockman's para. 4, there certainly does not exist displacement current or an E-field inside a perfect conductor. It is confusing the issue to discuss imperfect (copper) conductors when we are talking about the rudimentary fundamentals. The conduction current, as Dr Stockman knows, is only in the surface of the conductor (i.e. skin depth is zero).

I. Catt, M. F. Davidson, D. S. Walton

**SEVEN-SEGMENT / B.C.D. ENCODER**

While applauding the attempt by Mr D. D. Clegg in your December 1979 issue to instruct us in the use of Karnaugh maps, I cannot help feeling that the particular problem discussed is more easily solved using National Semiconductor's integrated circuit DM86L25 which accepts both positive and negative logic. Although more expensive than the sum of the four packages used in the article, the reduction in space and p.c.b. layout time is usually worth while.

P. W. Small  
Haverhill  
Suffolk

*The author replies:*

In answer to Mr Small's comments I should point out that this circuit was originally designed several years before the appearance of National's DM86L25. Despite the availability of this device now, I recently used my design again to satisfy the requirements of a customer whose equipment had to incorporate qualified Mil-Spec. components available from more than one manufacturer.

I think you will agree with me when I say that the publication of such an article is not to claim the solution as being perfect or unique, but rather to demonstrate how such a solution was arrived at, and in so doing inform the reader and possibly stimulate the birth of new ideas! In electronic engineering the solution to a particular problem is



important but it is the approach to that solution which creates the interest and excitement.

David D. Clegg

## WHAT'S SO NATURAL ABOUT e?

In Mr Finlay's interesting article "What's so natural about e?" (December, 1979) graphs of  $y=4^x$ ,  $y=3^x$ , and  $y=2^x$  are drawn and it is shown that for each curve  $(dy/dx)/y$  is equal to a constant,  $k$  ( $y=4^x$ :  $k=1.4$ ;  $y=3^x$ :  $k=1.1$ ;  $y=2^x$ :  $k=0.7$ ). Let the general form be  $y=a^x$ . The problem then is to find a value,  $a$ , such that  $k=1$ .

In Mr Finlay's Fig. 6 a graph of  $k$  is plotted against  $a$ . The value of  $a$  which makes  $k$  equal to 1 is found; this value of  $a$  is  $e$ . This method is easy to understand, but another method avoids drawing the interpolation graph; it gives the result from the graphs drawn in Fig 5.

Expressing it baldly, the procedure is to draw a tangent from the origin to one of the graphs — any graph. Find the distance of the point of contact from the  $x$ -axis. This distance is  $e$ . Though this is simple to do, the justification may not be obvious, and since we are trying to explain the importance of  $e$ , it is better to suggest drawing tangents from the origin to each of the curves. We note that the line drawn through the points of contact is parallel to the  $x$ -axis. The different curves have this property: the distance of the point of contact is the same for all the curves.

We now want to calculate this distance. The normal procedure would involve differentiation, but since, quite reasonably in his approach, Mr Finlay wants to avoid this, let us use his values of  $k$ . Let us take the graph  $y=3^x$ , for which  $k=1.1$ . At the point of contact for this curve (P in my diagram)  $dy/dx=PQ/OQ$ . We know that  $(dy/dx)/y=1.1$ . At P,  $y=PQ$ . This gives  $PQ=(dy/dx)/1.1=(PQ/OQ)/1.1$ . Dividing each side by  $PQ$ , we have

$$1 = \frac{1}{OQ \times 1.1}$$

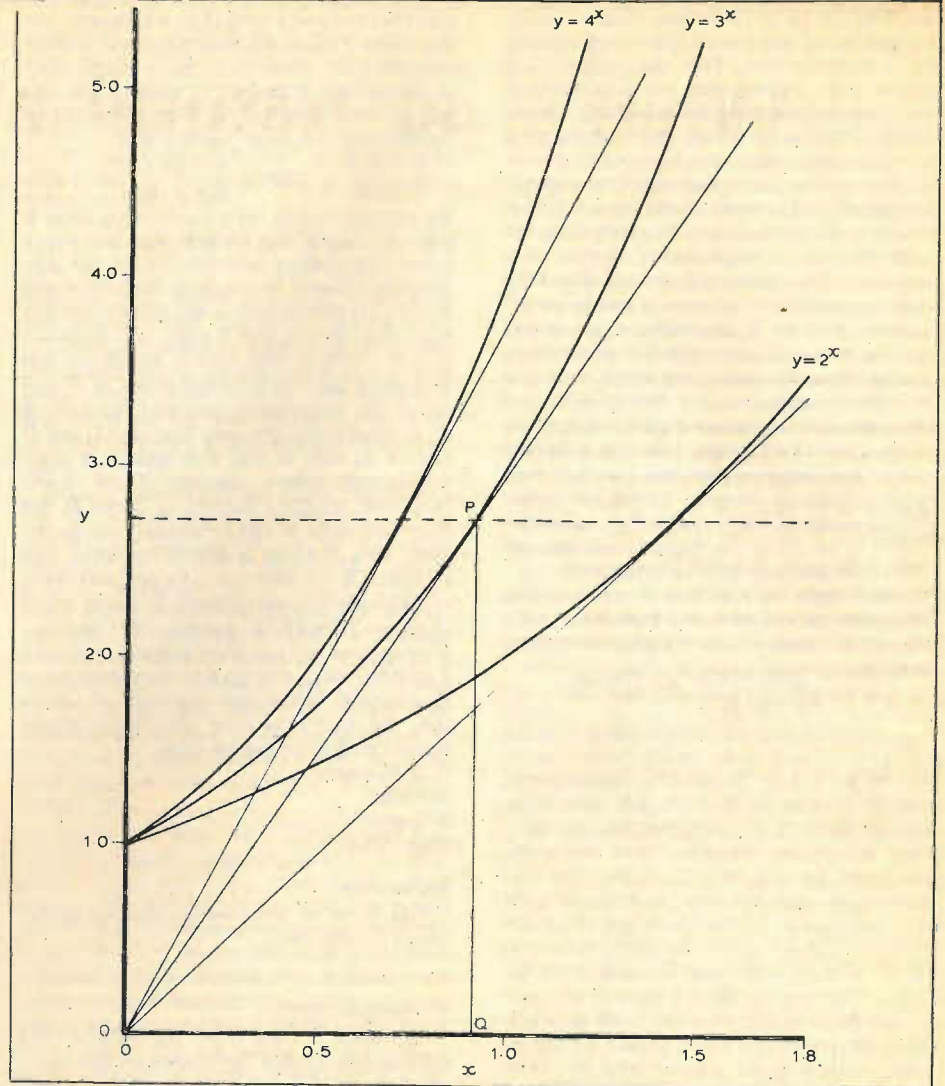
$$OQ = \frac{1}{1.1}$$

The relation between  $y$  and  $x$  is  $y=3^x$  and  $x$  is  $1/1.1$ . Thus  $y=3^{(1/1.1)}=2.715$ . This is our value for  $e$ . (Using Mr Finlay's other values for  $k$  (0.7 for  $y=2^x$ ; 1.4 for  $y=4^x$ ) we find a value of 2.69; of course, it is not pretended that Mr Finlay's values for  $k$  are accurate).

The advantage of this method is that students should realise from this approach that all curves of the form  $y=a^x$  are associated with  $e$ . A by-product of this method is that it can be used to show that  $OQ/\log_e a$  or that  $OQ=1/\log_e a$ .

This seems an appropriate context to mention an occasion on which he took me by surprise. I wanted to compare the accuracy (or resolution?) of different calculators. It is known that the limiting value of  $x^{1/x}$  as  $x$  tends to infinity is 1. Using a scientific calculator, I wanted to find how large  $x$  could be before  $x^{1/x}$  became 1. Then I started to explore the function  $y=x^{1/x}$ . It is 1 when  $x=1$  and when  $x \rightarrow$  infinity. When  $x=2$ ,  $y=1.414$ . For what value of  $x$  is  $y$  a maximum? Trials on the calculator soon showed that the required value of  $x$  is between 2.5 and 3.0. More trials soon showed that the value was  $e$ .

Evaluating  $dy/dx=0$  confirmed that it had to be  $e$ . (In the differentiation, it is con-



venient to differentiate the log of the function rather than the function itself.)

Classical mathematics could confirm that the result should be  $e$ , but my experience of classical maths did not suggest that it might be  $e$  until I had played with the calculator. I suspect that Euler would have known it all the time. Mr Finlay has written a valuable article which suggests a wide knowledge of the literature on  $e$ . I wonder whether he would have guessed it? Anyhow, I thank him for his article.

T. Palmer  
Kew  
Surrey

The author replies:

I thank Mr Palmer for his kind remarks and am greatly indebted to him for contributing to my museum of  $e$ -forcing graphical methods (by no means finished yet!) a simple and elegant one of drawing tangents from the origin against any number of  $a^x$  curves, as well as showing that  $e=a^{1/k}$ . As he rightly says, my  $k$  values for  $a=2, 3, 4$  were approximate, and  $e$  will emerge more accurately from that formula when  $k$  is more accurate (e.g. by using the values I gave to the 'pure mathematician' on p.70).

The  $y=x^{1/x}$  function is a curious one in several ways, including its  $y/x$  graph. This is virtually zero up to  $x \approx 0.4$ , then rises suddenly and climbs smoothly, flattening out to a maximum value of  $\approx 1.445$ , for  $x=e$  as Mr Palmer states, and finally falls very slowly to a value of unity at  $x =$  infinity. I wonder how many other functions there are which show a similar maximum or minimum related to  $e$ ?

John C. Finlay

## STAGGERED LOUDSPEAKER UNITS

Without wishing to add to the highly analytical and sometimes controversial literature and correspondence under the general heading of "linear phase loudspeakers", I feel the following account, based on recent practical experience may be of interest.

During the development of a mid-range and treble "satellite" loudspeaker based on a line-source of three  $7 \times 4$  in elliptical units side-by-side with a line-source of eight 2in diameter round cone tweeters, it was arranged that the degree of stagger between these two sources could be easily varied during listening tests. Subjectively there was a very critical physical spacing which gave optimum clarity to high frequency detail in the programme material. Indeed, the adjustment was as conclusive as "peaking-up" a high-Q tuned circuit. The interesting points that came out of this exercise were: (a) it is worthwhile allowing adjustment of the individual acoustical planes; and (b) the optimum degree of stagger is that which places the front edge of the speech coils approximately in line.

It should be mentioned that the full a.f. range above 100Hz was fed to the larger units and the a.f. range above 2.5kHz fed to the smaller units, the only cross-over components being series capacitors.

G. T. Edwards  
Finesse Electronics  
Reading, Berks.



# What's so natural about e?

## 3 — Uses of e, including some in electrical science

by John C. Finlay

**After discussing natural growth and decay and many of the phenomena in which they can be seen, the author passes on to second-order differential equations in natural vibrations. He continues with the operator  $j$  and series, looks at Euler's Trigonometrical Identity and de Moivre's Theorem, and ends this three-part series with the history of the  $a + jb$  type of representation.**

The laws of natural growth and decay have been neatly summarized as 'The rate of growth is proportional to the state of growth'<sup>20</sup>. They are, mathematically speaking, examples of solving first-order differential equations. We have already worked out that for natural growth,

$$\text{where } \frac{dy}{dx} = y,$$

$$\text{the solution is } y = e^x$$

and for natural decay,

$$\text{where } \frac{dy}{dx} = -y,$$

$$\text{we have } y = e^{-x}.$$

A closely related kind of natural growth, not explosive like  $e^x$  and therefore (fortunately!) more common, is expressed by  $y = 1 - e^{-x}$ . To see what this looks like we'll sketch out a set of useful exponential curves in the region around values of  $+1$  and  $-1$  for  $x$  and  $y$ , as shown in Fig. 17. These include our old friends  $e^x$  and  $e^{-x}$  from Fig. 7, and making mirror images of them on the underside of the  $x$  axis,  $-e^x$  and  $-e^{-x}$ . Then to produce  $1 - e^{-x}$  we lift the  $-e^{-x}$  curve bodily by 1 unit. This transfers the crossover point on the  $y$  axis from  $-1$  for  $-e^{-x}$  to the origin, so that for  $1 - e^{-x}$ ,  $y = 0$  if  $x = 0$ . Also we note that  $1 - e^{-x}$  can never exceed a value of  $+1$  and in fact never quite reaches it, no matter how large  $x$  is. The important bit (for positive values of  $x$ ) is solidly lined in, and we now have a curve whose rate of growth becomes smaller instead of greater as  $x$  increases, and gradually dies away to nothing, so putting a definite limit on the final value reached. We can look upon it as a sort of wise natural restrainer of sudden, exuberant and dangerous changes, and you will

recognize it as showing the rate at which the lounge temperature climbs after you switch on the electric fire (or the current builds up in an electromagnet connected across a battery).  $e^{-x}$ , also lined in for positive values of  $x$ , has its virtues, too. When you switch off the fire, it stops the temperature from falling drastically, even though the fall is depressingly faster than the original rise!

Most of us probably think of growth and decay in terms of a *time span*, like life itself. It may be short-lived (or transient) like a flash of lightning, or almost eternal, like some radioactive decay. Cases governed by the exponential curves of Fig. 17 abound in all the sciences, material and immaterial.

In physics, Newton's law of cooling (as in the lounge we have just left unheated!) is familiar in heat studies. Mechanical examples include the rate of fall of a flywheel speed, the build-up of aircraft speed against air resistance, the free decay of vibrations in a musical instrument or an unmusical machine and the damping of unwanted vibrations in mechanical instruments. The last two remind us of analogous behaviour in electrical circuits with damped oscillations in spark transmitters, car ignition systems, tv e.h.t. generators, electronic flash guns and much else. Then of course there is the rise and fall of current in the series RL d.c. circuit and of capacitive voltage in the series RC equivalent, and the build-up of current in a gas-discharge due to the ionizing electrons.

The speed of growth of chemical reactions and its relation to temperature, and the rate of change of solution concentrations due to diffusion are both governed by  $e$ . So also is radioactive disintegration, as recently mentioned.

You can easily see the influence of  $e$  in botany by the manner of growth of vegetable life such as trees or plants and even more remarkably by the formation of daisy blossoms (florets), pinecones, pineapple bumps and tree leaves, all examples of the equiangular spiral<sup>1</sup>, whose radius steadily increases as it grows, like  $e^x$ . In the first article I mentioned the topic of population explosions, an important preoccupation in biology (and medicine) and the infants have come across it in the proliferation of their school rabbits! The famous Malthusian curve of population/

production is of the same (depressing) shape<sup>1</sup>. The equiangular spiral enters again in the shapes of various animal objects such as the nautilus shell (a mollusc) already mentioned, and various surface appendages such as horns, nails, hairs, tusks and claws.

In the world of business and economics we have already met the Compound Interest Law. Another financial one deals with the depreciation of plant. Then there is the growth of multiple factories or shops and of mass-produced articles of a given kind, and industrial growth and decline in general.  $e$  may even control the price of a house building plot, where this depends upon how many have been sold already! Psychologists are convinced that rates of learning (in psychology, education and management) are exponentially controlled. So too are the rates of growth of religious and political beliefs, which you can easily see if you assume that every fervent devotee converts two others to his views, and that they in turn do the same (which could also be said of adherents to the chain-letter scheme, or of fanatics in hi-fi, punk rock or whatever!).

Perhaps the greatest of all the time-related phenomena is our concept of time itself<sup>1</sup>. In recalling past events, whether in your own lifetime or from ages ago, you will surely tend to remember more facts in a given year, decade or century, the nearer it is to your own present day. This exponential growth is curiously paralleled by the spread of dates allocated to various geological periods.

Natural growth and decay control many affairs which have no direct relation with time, especially in physics. That weird factor entropy, which terrifies so many students and is beloved of heat engineers, governs the processes of expansion and compression in gases and vapours, the work done and the pressures obtained. Heat transmission is another customer for  $e$ , as in the mean temperatures acquired by heat exchangers and bearings. Talking of pressure, the atmospheric pressure at any named height above sea level drops off exponentially as you go further up (Halley's Law). Earnest mechanical students know that the tensions on the two sides of a hard-driven pulley-belt pay homage to  $e$ , and that there are diabolical relations involved in the



stresses found in thick cylinders and shells. Every husband who has been nagged into the impossible task of straightening his wife's clothes line may have been tempted to ask her why the CEBG isn't any more successful with its Grid cables between the pylons, and yet both of them, like the rest of us, have no doubt admired the graceful lines of a suspension bridge over the Forth, the Severn or the Thames.

The first two cases are examples of the curve naturally produced by gravity pulling an evenly-formed line out of horizontal shape – a catenary (from the Latin 'catena' = chain) – and the others, which have the added complication of an almost horizontal roadway slung below, are pretty near it in shape. The catenary is formed by adding two exponential curves from Fig. 17, namely  $e^x$  and  $e^{-x}$ , and halving the result, i.e.

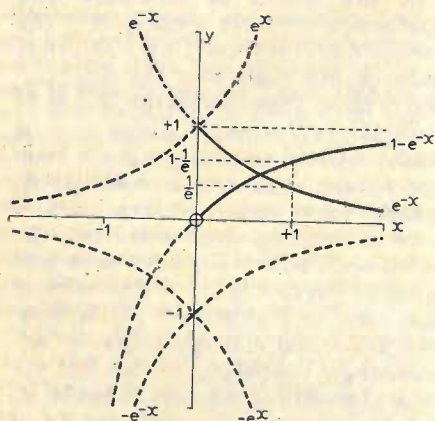


Fig. 17. Some useful exponential curves.

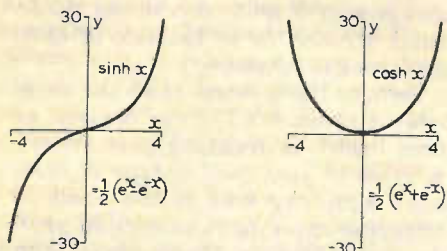


Fig. 18. More exponential curves,  $y = \sinh x$  (left) and  $y = \cosh x$  (the catenary).

$\frac{1}{2}(e^x + e^{-x})$ . This curve, shown in Fig. 18, is termed 'coshx', implying 'cos hyperbolic', because it can be defined using a trigonometric ratio from the angle made with a rectangular hyperbola (Fig. 16), in the same way that a cosine can be defined from the angle made with a circle. Similarly 'sinhx' (pronounced 'shine'), also shown in Fig. 18, is made up from half the difference between  $e^x$  and  $e^{-x}$  and is the hyperbolic equivalent of  $\sin x$ .

Electrically,  $\sinh$  and  $\cosh$  loom large (not to mention  $\tanh$ !) whenever we have a much-repeated (iterative) chain or ladder of identical 3- or 4-terminal networks, as in transmission lines (d.c. or a.c., power or communication) with evenly distributed leakage or inductance and capacitance, and in wave

filters<sup>22</sup> and attenuators (and we mustn't forget that attenuation can be measured in nepers – yes, the Baron rules OK! – as the natural log equivalent of decibels, often handier<sup>22</sup>). The simpler exponentials appear in the average magnetic field strength within a solenoid, the inductance of a short coil, the inductances and capacitances of both parallel and concentric conductors, the dielectric stress gradient across a circular cable, the saturation current in a valve diode and the forward current in a semiconductor diode.

When light is obscured by passing it through a filter of some kind its intensity is reduced exponentially as the filter thickness increases steadily. Astronomers have long known that the brighter a star is, the bigger is its magnitude, and today the brightness can be accurately measured and the magnitude calculated from a logarithmic formula<sup>1</sup>. Keen photographers also know all about the brightness of light, and that while it waxes or wanes in steps that seem even to the eye or in their exposure effect on a film, the brightness is in fact increasing or decreasing exponentially. Two 'stops' doubles or halves the light, just like the very first series we looked at (to check this, look at your camera iris and compare the hole areas at various *f* no. settings).

The last two examples are just one case of the human sense responses, in which the eye responds to brightness and the ear to sound volume and to pitch (frequency), all in a logarithmic manner, making it possible for us to distinguish very weak sensations and to be mercifully protected against extremely strong ones. The same law, discovered by the 19th century psychologists Weber and Fechner, applies to other senses, too, as of touch or pressure in comparing weights in the two hands.

Earlier I mentioned the shape of a grand piano, determined by the varying lengths of its strings (Land<sup>1</sup> makes an interesting comparison between it and the FA Cup rounds as a knock-out competition). The uneven spacing of the frets in fingering a guitar follows an exponential curve, as does the corresponding way in which a fiddler handles his strings or a trombonist moves his slide<sup>1</sup>. And what about the exponential horn, beloved of ageing hi-fi purists? In the somewhat colder world of statistics,  $e$  governs such matters as the Poisson distribution and normal distribution curves and various aspects of probability.

Another class of differential equations, the second order, such as

$$\frac{d^2y}{dx^2} + a \frac{dy}{dx} + by = 0$$

is of great importance to engineers. We meet them most commonly in dealing with natural vibrations, whether mechanical or electrical, and  $x$  is then a

time variable. The general solution is

$$y = k_1 e^{\lambda_1 x} + k_2 e^{\lambda_2 x}$$

which looks very simple after what we did earlier, until you realize the complexity of the relationships between  $\lambda_1$ ,  $\lambda_2$  and  $a$ ,  $b$ , and the three well-known cases that can result (overdamped, critically damped, underdamped). The last one is especially diabolical, and therefore likely to be interesting, because it lands us with new type of exponent for  $e$ , involving the square root of a negative number.

Now that last factor alone is not unfamiliar to electrical engineers since we represent it by  $j$  and use it a lot in a.c. circuit analysis. But what about  $e^{j\theta}$ ? This quantity is very important to students of a.c. theory and to electrical engineers who work with rotating machinery. Now why should this be so? Of what possible practical value is an imaginary power of a transcendental number? As usual, it is generally introduced as a mathematician's trick, a sorcerer's device that will unlock the door to several mysteries. And so it does.

Let's make use of the series we found earlier for  $e^x$  by fitting it to  $e^{j\theta}$ , replacing  $x$  by  $j\theta$ .

Then  $e^{j\theta} = 1 + j\theta +$

$$j^2 \frac{\theta^2}{2!} + j^3 \frac{\theta^3}{3!} + j^4 \frac{\theta^4}{4!} + j^5 \frac{\theta^5}{5!} + j^6 \frac{\theta^6}{6!} + \dots$$

Now all of you know from your a.c. theory, as well as by simply multiplying a few ( $\sqrt{-1}$ )s together, that

$$j^2 = -1 \quad j^3 = -j \quad j^4 = 1 \quad j^5 = j \quad j^6 = -1$$

so that we can sort out the series and divide it into two neat rows

$$e^{j\theta} = \frac{\theta^2}{2!} + \frac{\theta^4}{4!} - \frac{\theta^6}{6!} + j\theta - j \frac{\theta^3}{3!} + j \frac{\theta^5}{5!}$$

Now the first line turns out to be the series for calculating  $\cos\theta$ , and the second line for  $j$  times  $\sin\theta$  ( $\theta$  in radians), which I would like to have known all those years ago!

$$\text{so } e^{j\theta} = \cos\theta + j\sin\theta$$

This is usually credited to Euler, that master-builder of series, and so is known as Euler's Trigonometric Identity. Interestingly, though, this formula (1748) was anticipated by an Englishman, Roger Cotes, who in 1714 published a theorem on complex numbers<sup>23</sup> which would appear in modern form as

$$j\theta = \log_e (\cos\theta + j\sin\theta)$$

All this was long before a.c. or even a commercial electric power supply of any kind had been thought of, so what does it mean today? Let's multiply all through by  $r$ , for a good reason that will appear in a moment, so that

$$r e^{j\theta} = r \cos\theta + j r \sin\theta$$

The trig. side shouldn't bother anyone because it is a clear instruction to build up a phasor diagram from  $r \cos\theta$



horizontally to the right followed by  $r \sin \theta$  vertically upwards, as in Fig. 19.

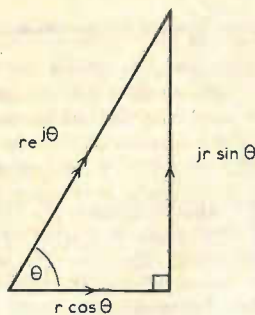


Fig. 19. The meaning of  $re^{j\theta} = r \cos \theta + jr \sin \theta$ .

Then it is obvious that we have a right-angled triangle with angle  $\theta$  in the position shown and a hypotenuse of length  $r$ . So what about  $re^{j\theta}$ ? It is now clear that  $e^{j\theta}$  is an 'operator', giving us an instruction about the direction in which  $r$ , thought of as a radius arm revolving about a pivot at its lower end, is to point, namely at a positive angle  $\theta$  above the horizontal reference direction. In brief, it is a polar operator.

If you're still not convinced, and think that I glided too neatly over the problem by merely saying that the series adding up to  $e^{j\theta}$  comprised the two series for  $\cos \theta$  and  $j \sin \theta$ , I can do no better than refer you again to that prince of problem-solvers, Marcus Scroggie<sup>24</sup>, who first demonstrated in this journal many years ago that the series we derived for  $e^{j\theta}$  can be literally plotted out in a phasor diagram. He makes  $\theta = 1$  (radian) so that

$$e^{j1} = 1 + j1 - \frac{1}{2} - j\frac{1}{6} + \frac{1}{24}$$

(which is about as far as it is worth going) and then plots out these values in turn, giving a spiralling path which homes in on a point at unity distance from the origin and making a positive angle of 1 radian (about 57°) to the x-axis! In further confirmation he takes  $\theta$  as 2 and shows that  $e^{j2}$  still has its unity radius value but now makes 2 radians (about 115°) to the reference axis. Long live the graphical solution!

You probably know that Euler (and all mathematicians following) used  $i$  where electrical people (for obvious reasons!) prefer  $j$ , and the full identity covers + and - terms and appears usually as

$$e^{\pm ix} = \cos x \pm i \sin x$$

Here  $x$  is the angle, and if we make it  $\pi$  radians (= 180°) we get

$$e^{i\pi} = -1 + 0$$

$$\text{or } e^{i\pi} + 1 = 0$$

which is that marvellous mystical relation between the three weirdos  $e$ ,  $\pi$  and  $i$  that I mentioned earlier. How wonderfully clear it looks now! It also serves to show us that since  $e$ , by definition, is non-algebraic or transcendental, so also must  $\pi$  be (as we said earlier), since  $e^{i\pi} = -1$  and  $i\pi$  cannot therefore be

algebraic. Now  $i$  is algebraic, so that  $\pi$  is not<sup>25</sup>.

Many of you will know another identity entitled de Moivre's theorem:

$$(\cos \theta + i \sin \theta)^n = \cos n\theta + i \sin n\theta$$

De Moivre was a Huegenot refugee from France who came to England as a young man in 1685, taught mathematics, became a close friend of Sir Isaac Newton and a member of the Royal Society and its French and German equivalents, worked for a firm of insurers and pioneered the actuarial profession in the calculations he carried out for them. Not surprisingly, he made important contributions to the theory of probability. His theorem was published in 1722<sup>26</sup> and has been described as the 'keystone of analytic geometry'<sup>27</sup>. It is very useful if you want to work out half-forgotten trig. identities for multiple angles, such as  $\cos 2\theta = 2\cos^2\theta - 1$  and  $\sin 2\theta = 2\cos\theta \sin\theta$ <sup>24</sup>, by separating the in-phase and quadrature components (as we would say in phasor diagrams). These are also somewhat quaintly termed the real and imaginary parts by mathematicians, originally as long ago as 1637 by Descartes<sup>28</sup> (to whom we also owe the idea of Cartesian co-ordinates). Let's use the theorem to express  $\cos 3\theta$  and  $\sin 3\theta$  in terms of  $\cos \theta$  and  $\sin \theta$  respectively.

Then, using the electrical engineer's more familiar  $j$  notation,

$$(\cos \theta + j \sin \theta)^3 = \cos 3\theta + j \sin 3\theta$$

$$= (\cos^3\theta - \sin^2\theta \cos \theta + 2j \sin \theta \cos^2\theta - j \sin^3\theta)$$

$$= \cos^3\theta - \sin^2\theta \cos \theta - 2\sin^2\theta \cos \theta + j(2\sin \theta \cos^2\theta + \sin \theta \cos^2\theta - \sin^3\theta)$$

Hence, equating in-phase parts,

$$\cos 3\theta = \cos^3\theta - 3\sin^2\theta \cos \theta$$

$$= \cos^3\theta - 3(1 - \cos^2\theta) \cos \theta$$

$$\text{or } \cos 3\theta = 4\cos^3\theta - 3\cos \theta$$

and, equating quadrature parts,

$$\sin 3\theta = 3\sin \theta \cos^2\theta - \sin^3\theta$$

$$= 3\sin \theta (1 - \sin^2\theta) - \sin^3\theta$$

$$\text{or } \sin 3\theta = 3\sin \theta - 4\sin^3\theta$$

both of these are standard results, and you get two for the price of one!

De Moivre himself stated his formula for  $n$  positive (and was probably only aware of it in that form; it was Euler who proved that it was also true for negative and fractional powers<sup>29</sup> and equated it to the  $e$  power already mentioned, so that in full

$$(\cos \theta \pm i \sin \theta)^n = e^{\pm ni\theta}$$

$$= \cos n\theta \pm i \sin n\theta$$

and Euler's Identity, already mentioned, is just the special case where  $n = 1$ . At the same simple level it is very handy for deriving identities of the sum or difference type, since the polar operator  $e^{j\theta}$  (as we will now call it again) can be easily split into two single-angle operators when  $\theta$  is changed into a sum or difference angle. For example, suppose we want to obtain  $\cos(A-B)$  and  $\sin(A-B)$  in terms of  $A$  and  $B$  functions,

$$\text{then } e^{j(A-B)} = e^{jA} e^{-jB}$$

$$\text{Now } e^{jA} = \cos A + j \sin A$$

$$\text{and } e^{-jB} = \cos B - j \sin B$$

$$\text{so that } e^{j(A-B)} = e^{jA} e^{-jB} = (\cos A + j \sin A)(\cos B - j \sin B)$$

$$= \cos A \cos B + \sin A \sin B + j(\sin A \cos B - \cos A \sin B)$$

but  $e^{j(A-B)} = \cos(A-B) + j \sin(A-B)$  from Euler's Identity

Hence, equating the in-phase parts,  $\cos(A-B) = \cos A \cos B + \sin A \sin B$  and, equating quadrature parts,  $\sin(A-B) = \sin A \cos B - \cos A \sin B$  which are again standard results.

Many other sine and cosine problems can be sorted out by turning them into exponentials<sup>30</sup>. There are, of course, many more advanced uses of the formula such as finding the powers or roots or complex numbers, phasors or position vectors (call them what you will!) and of real or non-complex numbers<sup>31</sup>, or deriving series for accurate calculation of sines and cosines of any angle<sup>32</sup>. Jon M. Smith quotes many useful formulas and Hewlett-Packard procedures for handling complex functions on a pocket calculator<sup>33</sup>, recognizing that the more advanced scientific calculators all simplify conversion between rectangular and polar co-ordinates, which eases this sort of analysis.

In a final fling of history, let us pay credit for the geometrical representations of  $a + jb$  (etc.) where it is due. The earliest useful attempt was published in 1685 by Englishman John Wallis, which used what we would now call the x-axis for the  $a$  part and drew perpendicular lines to it as required to erect the  $b$  part, but failed to use the idea of a y-axis<sup>34</sup>. It was not until much later that real progress was made by Wessel, Argand and Gauss<sup>35</sup>. Wessel was a Norwegian surveyor who in 1797 published a paper in a Danish academic journal which represented 'directed line segments' (vectors), for the first time, by reference to two axes, one for 'real' numbers ( $x$ ) and one for the 'imaginary' ( $y$ ), written in the form  $a + h\sqrt{-1}$ . Summing and multiplication of vectors was correctly described.

No doubt because of its obscure publication, Wessel's work was overlooked until a full century later, when it was republished in French. In the meantime Argand, a Swiss bookkeeper who, like Wessel, was self-taught, had in effect rediscovered the principle, described in a book in 1806, but added to it the idea that multiplying by  $\sqrt{-1}$  turned a vector through 90° counter-clockwise, whereas a  $-\sqrt{-1}$  product produced a similar clockwise rotation. He also represented his directed line by the form  $r(\cos \theta + i \sin \theta)$  where  $r$  is the length, and by  $r = a + bi$  where  $a$  and  $bi$  are mutually at right angles in the so-called Argand diagram. It wasn't however until Gauss, the great German mathematician, physicist and astronomer, took a hand in the matter, actually coining the term 'complex number' and using it in several papers published up to 1831, that the idea became generally accepted. He dispelled the unnecessary mystery about 'negative' and 'imaginary' numbers by saying that they would have been better



termed 'inverse' and 'lateral'. He was also the first to represent  $a+bi$  as a point and not necessarily as a vector, and introduced some basics in complex function theory.

### Finale

Have you, like me, ever had a hangup about  $e$ ? Maybe you refused to believe in the existence of this peculiar number, or even took an active dislike to every formula in which it appeared? If so, I hope that by now your feelings towards  $e$  will have mellowed and indeed warmed, much as they may do in real life towards an old enemy whom you haven't seen for many years and whom you never really understood. The next time you meet  $e$ , perhaps indeed you will look upon it as a friend whose acquaintance is well worth cultivating and, if the thought is not too fanciful, with the encouragement of Euler, Napier and all the others who have contributed to its understanding, smiling from their golden clouds in Paradise.

Could I make a special plea to any teacher of (or lecturer in) mathematics who has taken the trouble to read through these articles? Please try to enliven your subject and give your students an incentive by revealing to them some of the glories of Nature and the practicalities of man, as I have tried to do here, and as the very greatest of mathematicians have always done.

Finally, a request. Does anyone know of a simple mechanical model which brings out the value of  $e$ ? I have looked far and wide, in vain, for something which the infants could use (in place of their ubiquitous tin cans for finding  $\pi$ ). The search is probably hopeless because, as I said at the beginning,  $e$  does not so readily reveal its secrets, and some pundit will probably prove (at least to his own satisfaction) that no such model could ever be made. However, hope is eternal and progress lives upon it, and perhaps just one person's imagination will be fired to provide this missing link, as has so often happened in the story of science and technology.

### References

22. M. G. Scroggie ('Cathode Ray'). Essays in Electronics, Ch. 9, pp. 79-98 (The cosh and how to use it), Iliffe 1963.
23. K. Kline. Mathematical Thought from Ancient to Modern Times, pp.408-9, OUP 1972, (or Ref. 18 p.265).
24. Ref. 22. Ch. 8 pp. 73-8 (e).
25. Ref. 23, p. 982.
26. Ref. 23, p. 429.
27. Ref. 6, p. 359.
28. Ref. 10, p. 364.
29. See also L. Hogben. Mathematics for the Million, 4th Edn. pp. 432-440, Geo. Allen & Unwin 1967.
30. Ref. 2, pp. 217-8, 232.
31. H. S. Rice, R. M. Knight. Technical Mathematics with Calculus, 2nd Edn. pp. 605-613, McGraw-Hill 1966.
32. Ref. 29, pp. 440-3.
33. Ref. 9, pp. 108-113, 336-376.
34. Ref. 23, pp. 594-5.
35. Ref. 23, pp. 628-632. □

# BOOKS

**Two-metre Antenna Handbook**, by F. C. Judd (G2BCX), is a mainly practical book for amateurs using the 145MHz band for the first time. A chapter on basic aerial theory is followed by sections on omnidirectional and directional designs, with notes on construction. A chapter on cables includes details of matching devices, connectors and rotators, and the final chapter on measuring the performance of aeriels includes some confidence-inspiring photographs of displays from the author's polar plotting equipment, using model aeriels. The 157 page book is published at £3.95 in paperback by Butterworth and Company Ltd, 88 Kingsway, London WC2B 6AB.

**The Theory and Servicing of A.M., F.M. and F.M. Stereo Receivers**, by Clarence R. Green and Robert M. Bourque, is well explained by its title. It contains a great deal of non-mathematical information on the operation of all sections of the equipment under discussion, and goes on to suggest general and specific methods of fault-finding in typical equipment, describing both semiconductor and valve techniques. While the book is American and the language a little unfamiliar in places, it will be found easy to read by British service technicians. Circuit diagrams may be a bit more difficult, since they are drawn in the 'upside down' transatlantic manner. The book contains 583 pages, costs £16.20 and is published in hardback by Prentice-Hall International, 66 Wood Lane End, Hemel Hempstead, Herts. HP2 4RG.

**Complex Digital Control Systems**, by Guthikonda V. Rao, is weighty in both senses of the word. It is concerned in the main with data-sampling digital control systems, in particular those used in video tape and disc recor-

ding equipment, on which Dr Rao is an authority. The book is not as mathematical as its subject might lead one to suppose, most algebra being concentrated in an early chapter which surveys both analogue and digital control theory. Several sections on the control of video equipment are followed by a chapter on the use of microcomputer systems with which, the author remarks, digital control systems are about to take a new turn altogether. Three appendices are concerned with frequency synthesis of oscillators, high-speed phase-locked loops, and the basic concepts of feedback control systems. There is a useful bibliography. This beautifully-produced book contains 516 pages, costs £27.40 and is published by Van Nostrand Reinhold Ltd, Molly Millars Lane, Wokingham, Berks.

The American Radio Relay League has sent us their two most recent publications, the first being the prestigious **Radio Amateur's Handbook** for 1980. This one is in a larger format than before, and several of its chapters have been revised. It is impossible to give a list of its contents; it is enough to say that any amateur radio enthusiast would be ill-advised to pursue his hobby without it.

The second offering from ARRL, **Weekend Projects**, is a collection of reprinted constructional articles from QST, selected for their cheapness and simplicity. As the editor remarks, there is a decline in the home-building of amateur radio equipment due to the high cost of components and lack of time. The answer seems to lie in quick, simple and cheap 'quickies' for the shack, and this is the reason for the book. Handbook: \$12.50 (\$18 clothbound). Weekend Projects: \$3.50. The American Radio Relay League, Inc., Newington, Connecticut 06111, USA.

## SIXTY YEARS AGO

Senatore Marconi was in trouble with the newspapers and popular science publications in the early part of 1920. Many operators were at a loss to explain 'X's' or atmospheric and Marconi expressed the view that, since identical 'signals' were received at widely separated points on the earth, the most likely sources were at a great distance and possibly well outside the earth, meaning natural sources, of course. This remark was joyfully seized on by Fleet Street, who interpreted it as meaning that playful Martians were transmitting to us. Marconi denied that he meant anything like that, but it was too late — the controversy was well under way and its initial head of steam was maintained by the press, who found the story too good to worry much about the facts.

A succession of articles appeared, and the one in our April 3, 1920 issue (we were then fortnightly) contained a piece by Philip Coursey and the report of the presidential address to the Wireless Society of London by A.A. Campbell Swinton, F.R.S. His remarks on the subject went as follows:

"Perhaps it might with advantage be pointed out that the intensity of received wireless signals varies inversely more or less as the square of the distance between the source and the point of reception; so if we suppose the mysterious signals in question originate on the planet Mars, the power of the sending apparatus must be of prodigious dimensions. For instance, if the signals in

question are received in London as loudly as those from Paris, the power employed in Mars must be greater than what is used in Paris in the proportion of the square of 200 — the rough distance in miles from Paris — to the square of 49,000,000, the distance in miles from Mars.


The power employed in Paris is about 200 HP; so that unless the inhabitants of Mars have improved methods of directional sending greatly surpassing our own, the power used on Mars to give equal effects in London must be about 60,000,000,000 times great as in Paris or say, 12,000,000,000,000 HP.

This certainly seems a fairly large amount for even Martians to employ for purely signalling purposes and would entail the use of a Morse key of ample dimensions.

Surely a much more reasonable supposition is that the so-called signals originate in the sun where natural outbursts of electromagnetic activity exceeding in amount even this stupendous horse-power are, it is known, of not infrequent occurrence. Indeed, our great luminary is continually radiating into space some ten thousand horse-power per square foot of its surface, and as its diameter is 865,000 miles there are a great many square feet, and the total horse-power it radiates in toto is something altogether enormous. It is thus evident that even comparatively small ebullitions on the sun's surface may well cause disturbances on the earth amply sufficient to account for the so-called signals".



# Bach-Simpson Quality test equipment now available at new LOWER PRICES!



- A** 464A (240V. A.C.) £123  
464D (240V. A.C./Battery) £143  
3½ digit DMM - LED - basic accuracy  $\pm 0.1\%$  - range coverage to 1000V. D.C., 600V. A.C. 20 meg ohms and 10A A.C. and D.C.
- B** 465A (240V. A.C.) £169  
465D (240V. A.C./Battery) £189  
As the model 464 but is fully autoranging and has low power ohms ranges
- C** 463 £89  
Small portable 3½ digit DMM - LCD display - basic accuracy  $\pm 0.2\%$  - transient suppression and overload protection - wide KHz A.C. Voltage response
- D** 461 £79  
Small portable 3½ digit DMM-LED display - 23 ranges - basic accuracy  $\pm 0.25\%$  - overload protection. Complete with charger, mains lead and rechargeable batteries
- E** 260-6P £49  
The world's largest selling AMM - sturdy construction - taut band movement - 33 ranges - D.C. accuracy  $\pm 2\%$  over a wide temperature range. Push button high speed circuit breaker together with additional fuses for excellent overload protection
- F** 260-6XLPM £61  
As the model 260-6P but includes high impact shock resistant case, mirror scale and extra low voltage and low power ohms ranges
- G** 886 £149  
SOUND LEVEL METER fully conforming to I.E.C. and B.S. specifications. Fast or slow response - full coverage 40-140 dB - A, B and C weightings selection
- H** 380 £159  
Direct reading battery operated portable MICROWAVE LEAKAGE TESTER. Measuring microwave leakage at a frequency of 2450 MHz. Complete with carrying case
- I** 710 £81  
Small compact FREQUENCY METER covering 10 Hz to 60 MHz. Accurate to  $\pm 1$  count  $\pm$  time base accuracy - switchable low pass filter.

And how have we managed this good news?

Through direct marketing we can now offer these test instruments and many many more at very competitive prices, which include Securicor delivery to your address and our product guarantee for one year. The only extra is VAT at the current rate. Existing customers need only send their purchase order direct to us. New customers - cash with order please. But first, why not write now for our multi-page catalogue and detailed price list. Remember you are looking at only a few of our instruments - there are many more *plus* a comprehensive range of accessories.



## Bach-Simpson

Bach-Simpson (UK) Limited,  
Trenant Estate, Wadebridge, Cornwall PL27 6HD Tel: (020881) 2031 Telex: 45451



WW - 011 FOR FURTHER DETAILS



# Electronic components from Rendar




Lighted switches · 'Minitop' miniature switches  
LED indicator lights · Fuse holders



Switches - toggle, slide, rocker,  
push-button · Cable connectors




Binding posts · Phono plugs and sockets  
Terminals · Miniature jack plugs



Valve sockets · Appliance plug connectors  
Mains connectors · Coaxial components

The vast range of components now available from Rendar include West German, Swiss and Japanese products which all conform to international state-of-the-art specifications.

Call Tony Lane now for a quotation!



## Rendar

Wilmot Breeden Electronics Limited  
Durban Road · Bognor Regis  
West Sussex PO22 9RL · England  
Telephone Bognor (0243) 825811 · Telex 86120

WW — 084 FOR FURTHER DETAILS

# Quantum Electronics

## NEW PRODUCTS — NEW PRODUCTS

Our product range for the 80s is outlined but it is impossible to cover everything in such a small space. For detailed information and a price list send a large SAE or a dollar bill.

### PRE-AMP & POWER AMP KITS




The pre-amp is now available in kit form in versions to suit any cartridge and consists of the 'module C1 (below) and the hardware kit HK1. No soldering is involved and assembly takes about 20 mins. There are six power amp kits, four mono and two stereo, from 45 to 260W to satisfy virtually every requirement. They use ready-built and tested p.c. boards to achieve an ease of construction similar to module based kits at lower cost. There are also mains supply kits to enable independent use of the pre-amp, which is normally powered via our power amp. Similar equipment is also available ready-built from us or via our dealers.

C1 + HK1 **£68.70**  
C1mc + HK1 **£70.95**

P2 (stereo 45W per channel) kit **£87.28**  
P4 (stereo 110W per channel) kit **£109.42**

### MOVING-COIL & PRE-AMP MODULES



MC1




C1 (C1mc)

Previously restricted to trade and export, the C1 pre-amp module is now available separately in 3 versions to match any cartridge. It has unbeatable specifications, caters for disc, auxiliary and 2 or 3 head tape machines and requires only a rough supply of  $\pm 18$  to 35V d.c. The new moving coil pre-amp achieves low thd, high overload, good r.f., rejection and good noise performance without resorting to the expensive multiple transistor design. Only tantalum capacitors and metal oxide resistors are used in the signal path and it can be powered either via the C1 or by a battery. Hardware kits are available to build both types and they are also available ready-built.

MC1 Module: **£22.25**

C1 Module: **£49.50**

C1mc **£51.75**



### POWER AMP MODULES AND SUPPLIES

The power amp modules are now also available to retail customers in a variety of powers and formats up to 260W r.m.s. They use the same high performance circuitry as the kits above, giving t.h.d. below .01% at 1kHz, but are capable of sustained high level use with excellent reliability. There are power supplies for use with any one or two of these modules, all of which use toroidal transformers, also available separately. The module illustrated is a medium duty 150W r.m.s. type, the M1508, which requires the MS3 supply.

M1508: **£35.79**

MS3: **£26.28**

Exports: We can deal efficiently with orders to any country. Please write with your specific requirements for a quote by return. All equipment can be wired for 110V mains.

1A STAMFORD STREET, LEICESTER. Tel. 546198

OX DISCO, BOX 123 CLAYMONT, DE 19703, U.S.A. Tel. 1-302-798-7932

MINIC TELEPRODUTOR, BOX 12035, S-750 12, UPPSALA 12, SWEDEN

L.A.B. (A.P.S.), VANDKUNSTEN 4, DK 1467, COPENHAGEN, DENMARK.



# Improving photodiode camera signals

Shading correction for array scanner used in chromosome analysis

by Darryl K. Green MRC Clinical and Population Cytogenetics Unit, Edinburgh

**The circuit described corrects signals for the shading effects which occur in a photodiode array camera used for detecting stained chromosomes in dividing blood cells. Correction is needed because both the differences in photodiode sensitivity in the array and the illumination shading are greater than the chromosome image contrast. Cost of components is a fraction of the cost of the photodiode array camera.**

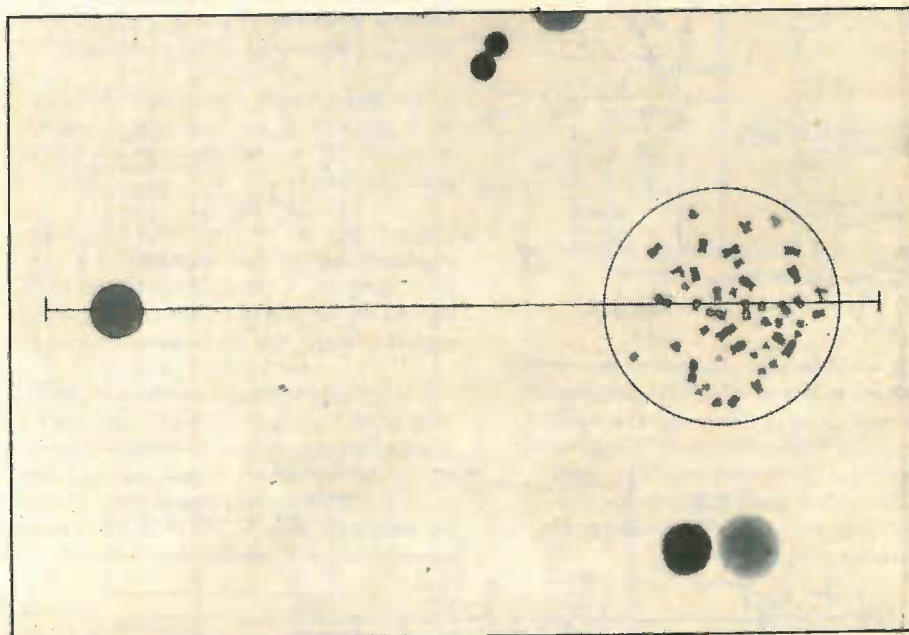
Most photodiode array scanners show some non-uniformity of diode sensitivity. Quite often subjects which are imaged onto any type of scanner are non-uniformly illuminated. Where the illuminating light level is high, giving rise to a high signal-to-noise ratio, and the image contrast is greater than either diode or illumination shading effects, the detection and measurement of subject features with a photodiode scanner presents no problem. The difficulty which prompted the building of the shading corrector described here is the detection of stained chromosomes imaged through a microscope where both the differential diode sensitivity and the illumination shading are for the most part greater than the chromosome image contrast. A circuit for correcting the photodiode signals for these shading effects is explained. The corrected photodiode scanner forms part of a machine used for automatically detecting dividing blood cells on a microscope slide preparation.

*Fig. 1. Chromosomes in a blood cell are shown on this microscope slide in the circled area, which has a diameter of about  $50\mu\text{m}$ . The drawn horizontal line represents a scan traversing the image on the photodiode array. Large dark objects in this field of view are nuclei of blood cells which are not dividing.*

*Fig. 2. Oscilloscope trace of the 256-diode array scanner signal corresponding to the scan line marked in Fig. 1. Vertical scale is  $200\text{mV/cm}$ ; horizontal scale is  $30\mu\text{s/cm}$ .*

Fig. 1 shows a photograph of a typical field of view from a microscope slide preparation intended for chromosome analysis. The cells of primary interest are similar to the one which is circled in the figure. There the chromosomes are well separated and randomly distributed in an approximately  $50\mu\text{m}$  diameter circle. On average there are about 10 cells of interest, together with about 10,000 undividing cell nuclei similar to the plain circular objects seen in Fig. 1, on each square centimetre of slide.

The scanner signal from a 1-inch Integrated Photomatrix Ltd 256 linear diode array and signal processor is shown in Fig 2. The cost effectiveness of the microscope depends in part on the speed at which the cells of interest can be found. It is therefore important to work as close as possible to the limits of acceptable geometric resolution and signal-to-noise ratio of the microscope and scanner combination. Extensive experiments have led to a scanner speed of one scan per  $300\mu\text{s}$  and a scanned field width of 384













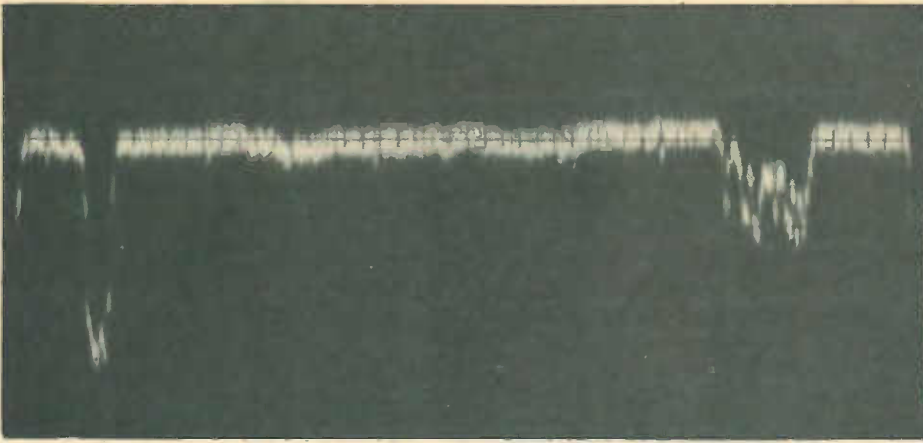


Fig. 6. The corrected diode array signal for the scan line shown in Fig. 1.

diode zero signal occurring after or during the start button is pressed, thus giving a clean start. Correction factors are then counted and stored in the shift register at the rate of one per scan. When the scan counter is full further diode zero pulses are blocked and the diode clock counter must be coincidentally full twice before the correction circuit closes down and correction fac-

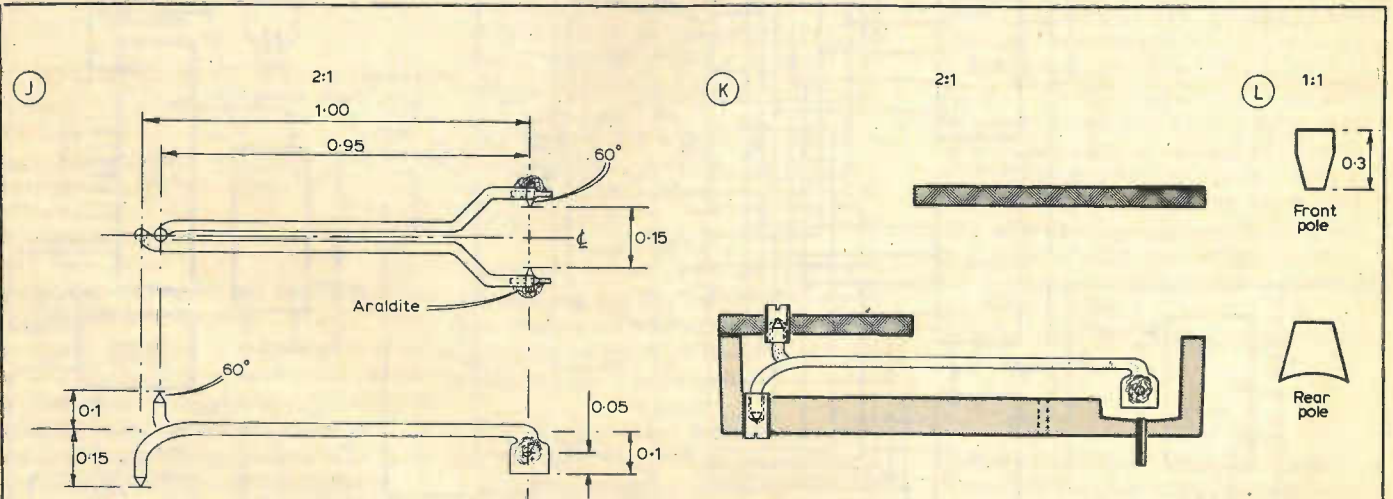
tors are recirculated in synchronism with the diode signals. Notice that the same amplifier is used to set up  $(V_{io} - E_o)$  which is sampled, held and formed into  $(E_o - V_{io})/V_{io}$  and to produce the final corrected and offset output of  $V_i(E_o / V_{io}) - E_o$ . The final output is zero except when real image features traverse the scanner which in this instance has certain advantages for later

signal processing.

Fig. 6 shows the array scanner signal of Fig 2 after multiplication with recirculating correction factors which were previously set up from a clear image field. The chromosome signals can now be detected and measured by comparison with a fixed threshold voltage.

Although this shading correction technique was brought about by the author's own need to squeeze the last drop of signal out of a relatively cheap form of scanner using a low light level, there must be a host of other image processing problems where it is important to obtain an accurate densitometric measurement of the scanned material. The component cost of this refinement to a standard IPL linear array camera is a fraction of the camera cost and is falling by the month, and all of the foregoing remarks apply equally well to other conventional or c.c.d. linear array scanners.

The author wishes to thank Roy Bayley and Denis Rutovitz for their helpful contributions to this article. □



**Mercury switch for parallel-tracking pickup arm**

Continued from page 63

**J.** Cut two lengths of nickel wire and turn one end of each to a 60° point. Flatten other end in a vice and file square to 1.2in. and 1.3in. Drill a hole to suit gauge of wire (e.g. 22 s.w.g.) in flattened portion. Insert short pieces of nickel wire with one end turned to 60° point. Crimp into place, and apply a spot of Araldite to secure. Bend the ends of the electrodes as indicated. Hold both electrodes together side by side in a small vice or pliers. Twist into final shape. Glue temporarily with "superglue". Test for electrical isolation.

**K.** Assemble pivot cups in switch case and rear part of lid. Try out electrode assembly for size and freedom of movement. If necessary dismantle electrode assembly and pivot cups and file/bend until acceptable. Introduce mercury ball on trial basis and check that correct action takes place. The electrode assembly can then be permanently fixed with Araldite instead of "Superglue".

Now remove pivot cups and solder 12in. length of Litz wire to them. Also solder 12in. of Litz wire to three-channel electrodes taking care not to disturb their position. Re-assemble switch, with some rapid-setting Araldite on the lid. This gives you about 3min to manoeuvre the lid. Give a final mechanical and electrical check before glueing on the front part of the lid, using Araldite.

Inject the mercury ball via filler hole with 1ml syringe. Flush with propane gas and plug filler hole with 8BA steel screw.

Switch is now ready for testing. If too sensitive, shake mercury out until there is larger clearance between electrode tips and ball. Extra mercury can be injected to reverse this process.

Finally, fix the completed switch to the lower arm with liberal amount of Araldite.

**L.** Shape rear pole for magnet by trial and error to give no lateral force on tracking arm over 1° each side of the central position. Radius shown is nominal. Material: mu-metal transformer lamination.

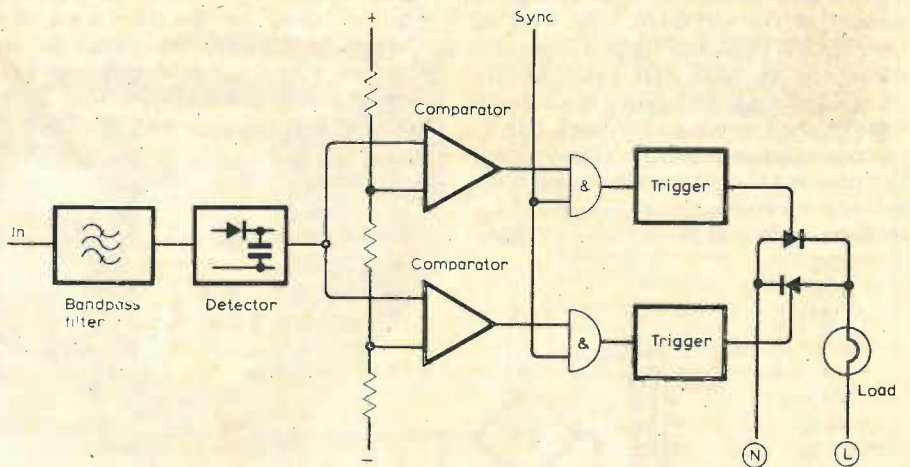


# CIRCUIT IDEAS

## Thyristor light controller

Designs for sound-activated light controls often use zero-voltage switching to reduce r.f.i., but this technique reduces the lamp illumination to on or off. The lighting effect can be improved by providing a level control with a pair of back-to-back thyristors as shown. If the rectified output from a bandpass filter is between the thresholds of the comparators, only one thyristor is triggered and the lamp operates at a reduced brightness. When the output is greater than the upper threshold, both thyristors are triggered and the lamp operates at full brightness. Sync pulses are derived from the mains input and ensure that the thyristors are triggered only at the mains zero-crossings.

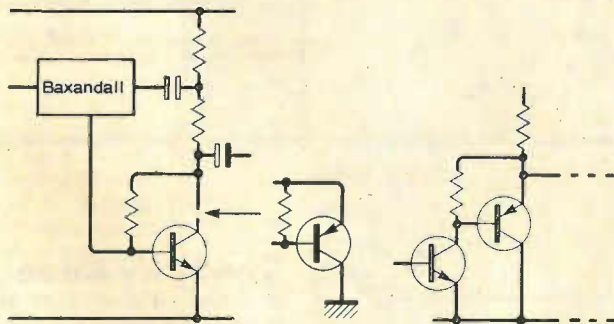
P. M. Jessop  
Solihull  
W. Midlands



## Improved tone control

Many audio amplifiers use a Baxandall tone control network around a single transistor as shown. With this arrangement the gain is adequate when the controls are flat but, if bass or treble boost is required, noticeable distortion often arises. This problem can frequently be overcome by providing the original transistor with a bootstrapped collector load. With an inverted emitter follower, the increase in gain is around 25dB. The base-emitter resistor should be 2k $\Omega$  and the bias resistors must be adjusted to restore the original d.c. conditions.

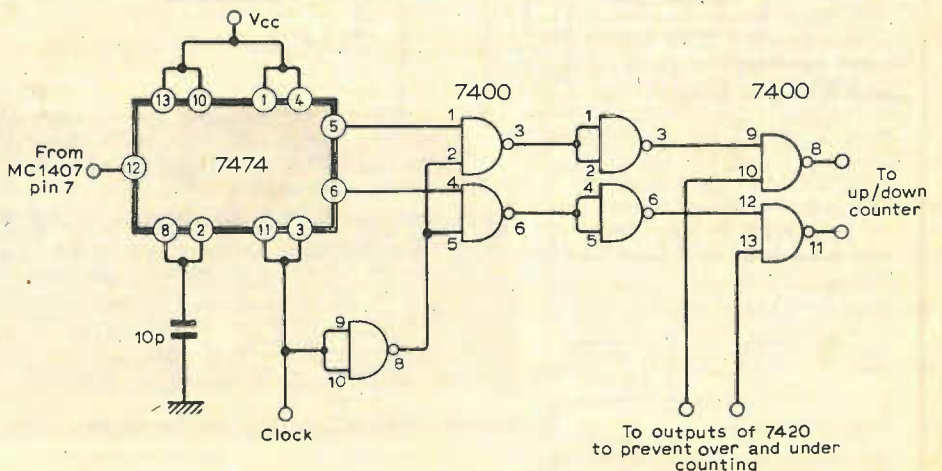
G. Hibbert  
Blackfriars  
Oxford



## Continuous a-to-d converter

After several months experience with the a-to-d converter published in March 1979, we have found that timing is less critical if only one output of the MC1407 is used and clocked through two multivibrators in series rather than both outputs each clocked through one multivibrator. The circuit shows a modification from the output of the MC1407 to the counter inputs. Data appearing at the output of the counter is only correct near a specific phase of the clock. For recording the data under certain conditions, such as maximum amplitude, or at specified times, always AND the clock through a variable delay with the sampling pulse, so that correct data is recorded.

J. E. Dahl and  
J. D. Whitehead  
University of Queensland  
Australia



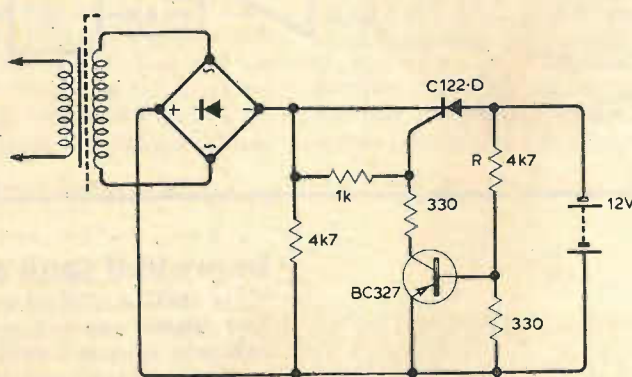


### Battery charger protection

The rectifiers in an unprotected battery charger can be destroyed by shorting the connecting clips or incorrectly connecting them to the battery. Although a fuse is effective it has to be replaced to restore protection. This circuit prevents current flow unless a correct voltage is present at the terminals. The s.c.r. is fired by the collector current from the transistor as each half cycle of the rectified voltage rises above the battery voltage. If no voltage is present, due to an open or short circuit, or a low voltage because a 6V battery has been connected, or a wrong polarity, the transistor is not switched on and the s.c.r. does

not conduct. Reasonable overvoltages will not cause damage because the base current is well below the maximum rating, and the s.c.r. will become reverse biased. The circuit can be added to an existing charger but the transformer needs an extra 1V to compensate for the voltage drop across the s.c.r. By switching to a lower value of R, together with a lower transformer voltage, the circuit can be used with dual-voltage chargers.

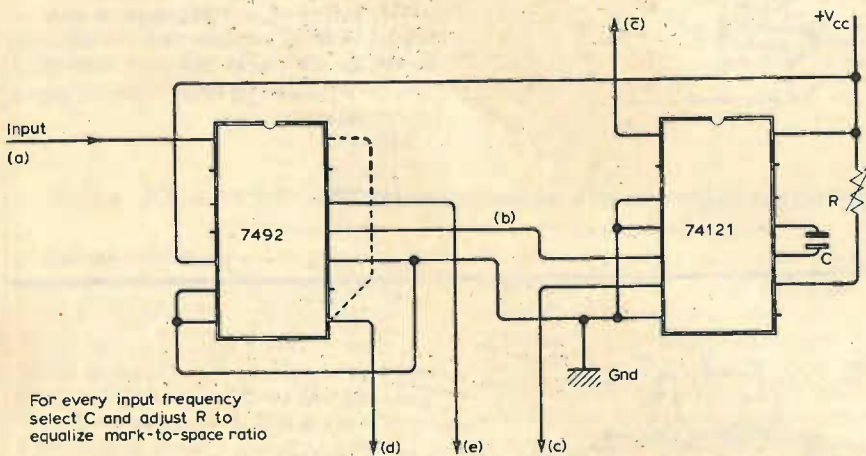
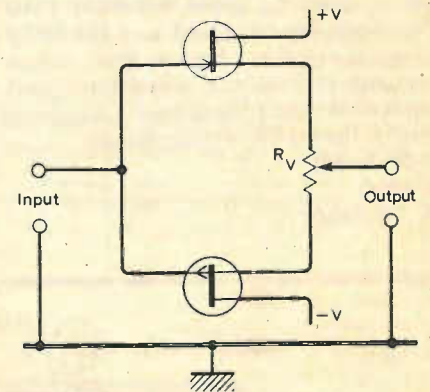
R. H. Bennett  
Christchurch  
New Zealand



### Voltage follower with adjustable zero-offset

In the circuit,  $R_v$  is bootstrapped by the complementary j.f.e.t. source-followers, so that signal amplitude and waveform are preserved along the track. Therefore, any d.c. level can be selected between the gate-source voltages. Voltage gain is virtually unity and the distortion is negligible. Large-signal bandwidth is several megaHertz, which makes the circuit superior to conventional op-amp voltage-followers. Output impedance is high, but this can be reduced by adding a bipolar emitter-follower.

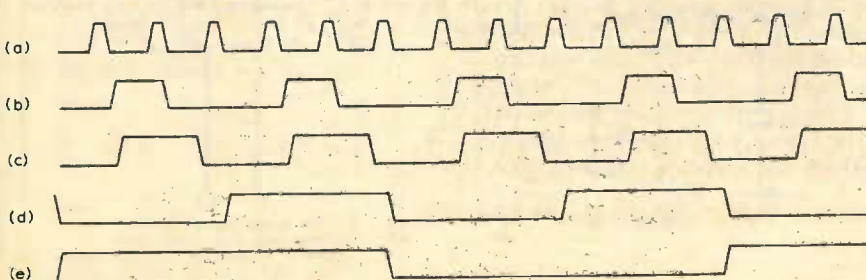
R. D. Smith  
Gallowgate  
Aberdeen



### Divide by three

A circuit idea in June 1978 uses only three i.cs to provide a divide-by-three circuit. This number can be reduced still further with the circuit shown. A divide-by-six output with an equal mark-to-space ratio is also available at (d) and, by connecting this output to the first flip-flop in the 7492, a divide-by-twelve output at (e) is obtained.

M. Rocha  
University of Porto  
Portugal





# NEW PRODUCTS


## Data channel error recorder

Measurement of bit and block error rates on data communication systems, such as those employed by the Post Office and private service users, is the central function of the DF-64 measuring set made by Wandel and Goltermann. The set features a real-time printer which permanently records error rates in a 20 column tabulated print-out, which includes symbols for "no signal" and "out of sync," as well as the identification number for the signal-pulse pattern and error evaluation. Where an optional plug-in timer is used, the date and time in hours and minutes may be recorded and the timer allows print-out intervals to be preset for automatic operation. The equipment also incorporates a sender and receiver section, the send side being crystal-controlled. After the receive section has synchronized to the correct frequency, the data-channel pulse pattern under test is compared bit-by-bit with the reference sequence to enable bit and block error rates to be derived. Fault tracing on sub-assemblies of data communication equipment is also possible with the DF-64, making use of additional digital and timing signal inputs and outputs located on the back panel; a further connector on the back panel provides positive and negative supplies of 12V d.c. and a 5V d.c. supply. Wandel and Goltermann (UK) Ltd, 40-48 High St, London W3.

WW301

## V.h.f. automatic d.f. set


A portable receiver, indicator unit and antenna array constitute the ADFS-320 v.h.f. automatic direction finder, intended for the location of narrow-band f.m. or a.m. signals in the 148 to 174MHz range. The unit is manufactured by the American O.A.R. Company and is distributed in the UK by Techmation Ltd; the receiver/indicator unit consists of a c.r.t., signal strength meter, internal loudspeaker and 10 plug-in crystal points. A standard Adcock antenna array is fitted for shipboard or fixed-location installations and comprises four vertical dipole elements, a central whip section for sense reference and signal pre-processing circuits, all contained in one integrated



WW301



WW303



WW304

assembly. A signal is instantaneously displayed as a relative compass bearing on the circular c.r.t., where it is shown as a thin line trace running from the centre to a calibrated compass bezel at the outer edge. The makers say that information displayed in this way is easily interpreted, even by inexperienced operators. The circuit technique employed eliminates the need for a manual "sense" function to resolve 180° ambiguity and results in automatic readout of bearings. Techmation Ltd, 58 Edgware Way, Edgware, Middlesex.

WW302

## Relay with push-button actuator

Push-button actuation, permitting manual operation of the relay without the need for an energizing voltage to be applied, is the main improvement which Pye Electro-Devices Ltd, quotes for its new range of Series 12 relays. These are general purpose two and three-pole changeover types for both a.c. and d.c. operation; they have octal base connexions and contact ratings of 10A maximum. Options include tropicalization and neon indicators for coil energization. Mounting sockets complete with retaining clip are also available. Pye Electro-Devices Ltd, Exning Road, Newmarket, Suffolk.

WW303

## Programmable v.h.f. receivers

The Bearcat range of programmable receivers, made in the USA by Electra, are now available in the UK from Com-Tek. The receivers are programmable synthesized v.h.f. units permitting monitoring of frequencies in the ranges 66-88MHz, 118-136MHz, 146-148MHz, 148-174MHz, 420-470MHz and 470-512MHz. Bearcat model 220F permits up to 20 channels in any combination of the stated frequency ranges to be keyed in and monitored continuously. Power supplies required are either 240V a.c. or 12V d.c. and prices start at £280. Com-Tek (Mids) Ltd, 506, Alum Rock Road, Birmingham B8 3HX.

WW304

## Tool kit

One of the largest manufacturers of tools for use in electronics applications in the USA, Vaco, are now offering a comprehens-





ive tool kit in the UK through their agents, Toolrange Ltd. The 70260 "super case" contains an assortment of tools, 48 in all, including screwdrivers, nut-drivers, pliers, etc., and special tools on two fitted pallets. Storage space is provided in the bottom of the moulded case for meters, power tools and larger items of equipment. The case can be locked and the overall weight, including a full tool complement, is 20 pounds. The tool kit costs £200 plus v.a.t. Toolrange, Ltd, Upton Road, Reading RG3 4JA.

WW305

### Display tube analyser/restorer

The model 467 c.r.t. analyser manufactured by the American company B and K/Dynascan Corporation, is intended for the field testing of computer terminal c.r.t.s and for general tests on all types of colour and monochrome display tubes. A "restore" facility is also included which permits the reactivation of tubes which have deteriorated in efficiency due to cathode "poisoning", and




this process is timed automatically in order to prevent cathode stripping. The complete tester is fully equipped with adaptors for various pin configurations as well as a comprehensive set-up chart which the makers say makes the unit virtually obsolescence-proof. A further feature is that of a multiplex testing technique called "tridynamic" testing, where all three guns of a colour c.r.t. are tested simultaneously under actual

operating conditions. Focus electrode continuity can also be tested. The complete unit is housed in a rugged carrying case with internal storage compartments and is priced at \$360 off-the-shelf. B and K Precision, Sales Dept, 6460 W. Cortland, Chicago, IL 60635.

WW306

### Conductive rubber pads

Semi-conductive rubber pads are already used extensively on the continent of Europe in keyboard applications, according to G. English Electronics Ltd, and this company is now producing a fully conducting form which it asserts is suitable as a replacement for normal metal contacts.



The same tactile feedback is provided by these silicon conductive rubber pads and they can be cut to requirements using a pair of scissors. G. English Electronics Ltd, 27 Warspite Rd, Woolwich, London SE18 5NU.

WW307

### 8 digit counter/timer

Frequencies from 0 to 10 MHz and periods from 0.5µs to 10s can be measured and displayed by a new Lascar Electronics 8 digit counter/timer module. Further capabilities of the unit include measurement of frequency ratio between two inputs, time intervals in increments of 0.1µs and operation as a conventional 8 digit totalizer. There are four switched ranges and the display consists of 4in characters made up from red l.e.ds. The counter operates from a supply of +5V



d.c. and controls include store, hold, and reset, while various outputs enable all functions to be monitored externally. A 10MHz quartz crystal controls the time-base, with a temperature stability error of ±10 p.p.m. Lascar Electronics Ltd, Unit 1, Thomasin Rd, Burnt Mills, Basildon, Essex SS13 1LH.

WW308


### Flush mounting proximity switch

A proximity switch which the makers, Hamlin Electronics, say is designed for use in intruder alarms, counting, "batching" and warning equipment, can be flush-mounted in a hole drilled in a door frame. The RP113 is a reed-switch device and the operating magnet can be similarly fitted to the door. Four options are available, the lower cost form A (normally open), standard form A, higher power form A and standard form C (single pole/double throw). The switch measures 28 × 7.62mm and is supplied with two pairs of leads, one being provided for looping back into the circuit. Hamlin Electronics Europe Ltd, Diss, Norfolk IP22 3AY.

WW309

### Miniature photoswitch

The E3S photoswitch is claimed by the makers, IMO Precision Controls, to be the world's smallest. The unit has a sensing range of 3m (max.) and can switch 80mA when operating from a 24V d.c. supply. Mains operation is



achieved via an add-on control unit. IMO Precision Controls Ltd, 349, Edgware Road, London W2 1BS.

WW310

### Shrink-on tubing and terminals

A range of materials manufactured in p.v.e. or polyolefin for use as shrunk-on tubing or as shrunk-on terminals and covers is available from Suhner Electronics. Each item, when warmed, will shrink to approximately one third of its original size, creating a secure, oil resistant seal suitable for continuous temperatures up to



120°C. Tubing is available in a range of sizes from 8 to 80mm, shrinking to bore diameters of between 3 and 30mm with wall thicknesses of 1 to 4mm. Moulded cable terminals and caps are offered in five sizes of sealing cap, from 15 to 90mm, three sizes of three-way junction from 35 to 90mm and four sizes of four-way junction from 22 to 90mm. All products are available with or without internal adhesive. Measurements stated are for pre-shrinking bore diameters. A minimum order of 5,000 units is required by the makers. Suhner Electronics Ltd, Telford Road, Bicester, Oxon.

WW311

### Flat l.e.ds

Designed as an answer to the problems of high density component packing, the ED10 range of flat-bodied l.e.ds, manufactured by Rastra Electronics, measure 0.1in or 0.2in centre to centre. They are available in the standard colours of red, green, orange and yellow. Rastra Electronics, Ltd, 275-281 King St, Hammersmith, London W6 9NF.

WW312

### Digital readout for antenna rotator

Claimed by the makers, Monitor, of Canada, as "accurate to one degree", the DX-3 digital readout module, which is supplied in kit form, can be used to provide visual information on the orientation of a rotatable antenna. The makers also say that the unit may be used as a workbench digital voltmeter and the price is £19 (money order) from Monitor, Box 55, Agincourt, Ontario, Canada MIS 3B4.

WW313







# DC-18GHz Components

**Space/Satellite/Military spec. background guarantees Merrimac reliability.**

Since 1967, Merrimac has developed sixty seven different items designed for more than twenty five space and missile applications.

Many other Merrimac signal processing devices are flying in all kinds of military aircraft - high reliability has been a common denominator.

As UK agent for Merrimac, Pascall can offer the most comprehensive standard product line of signal processing components in the industry - over seven hundred and fifty catalogue items from DC to 18GHz incorporating lumped element, stripline or ferrite technology. And if this isn't sufficient to meet your requirements Merrimac offers custom designed derivatives of all these products which surely will.

**Pascall in-depth service and advice**

The success of Pascall is based on prompt deliveries, an efficient technical and advisory back-up plus expertise on application problems.

Get the facts on Merrimac today from:

# Pascall

**Pascall Electronics Limited**  
 Hawke House, Green Street,  
 Sunbury-on-Thames,  
 Middlesex TW16 6RA  
 Telephone: (09327) 87418 Telex: 8814536

- BALANCED MIXERS
- POWER DIVIDERS
- PHASE SHIFTERS
- ATTENUATORS
- DIRECTIONAL COUPLERS
- HYBRID TEES
- HIGH POWER CIRCULATORS
- IF/MICROWAVE SUB SYSTEMS
- PHASE COMPARATORS
- IMAGE REJECT MIXERS
- SSB MODULATORS
- QUADRATURE COUPLERS
- AMPLIFIERS
- SWITCHES
- QUADRAPHASE MODULATORS


**the best in electronics**

UK agent for:


**Merrimac**  
 Signal Processing  
 Components

WW — 026 FOR FURTHER DETAILS

# Standards to maintain?



Write or ring today for details of the 'dynamic range'



Wayne Kerr Radford audio test equipment can set the standards in broadcasting stations, recording studios and wherever rapid, accurate and high-sensitivity audio measurements are vital.



**Wayne Kerr Radford**

Wilmot Breeden Electronics Limited  
 Durban Road · Bognor Regis · West Sussex PO22 9RL · England  
 Telephone Bognor (0243) 825811 · Telex 86120

WW — 084 FOR FURTHER DETAILS



# Toroidal Transformers



Yet another new development from I.L.P



## MADE IN OUR OWN FACTORY AND READY FOR PROMPT DELIVERY

In designing and developing our own very efficient power amplifiers, it became essential to provide power supply units able to maintain our accepted high performance standards. Ideally, we knew that with the heavier output units, toroidally wound transformers were by far the best solution to the problem. So we decided to design and make our own. Now we have a well organised manufacturing division devoted exclusively to making these special transformers and are in a position to offer a range of useful values at keen prices and for prompt delivery.

15VA	30VA	60VA	120VA	180VA	300VA
2x6V, 1.25A	2x6V, 2.5A	2x6V, 5A			
2x12V, 0.62A	2x12V, 1.25A	2x12V, 2.5A			
2x15V, 0.5A	2x15V, 1A	2x15V, 2A	2x15V, 4A		
2x20V, 0.3A	2x20V, 0.75A	2x20V, 1.5A	2x20V, 3A	2x20V, 4.5A	2x20V, 7.5A
			2x25V, 2.4A	2x25V, 3.6A	2x25V, 6A
			2x30V, 2A	2x30V, 3A	2x30V, 5A

**SIMPLY AHEAD — and staying there**

Enquiries to:

**THE TRANSFORMER DIVISION  
I.L.P. ELECTRONICS LTD**

Graham Bell House  
Roper Close, Canterbury, Kent CT2 7EP  
Telephone: (0227) 54778. Telex: 966780

WW — 096 FOR FURTHER DETAILS

**RADIO SHACK LTD for DRAKE**



TR-7 Transceiver

Ham Bands with 1.5-30 MHz receive with built-in 150 MHz frequency counter plus option of 0-1.5 MHz receive and / or any transceiving application 1.8-30 MHz.

## RADIO SHACK LTD

For Communications equipment including Trio products and Trio testgear.

We are situated just around the corner from West Hampstead Underground Station (Bakerloo line). A few minutes' walk away is West Hampstead Midland Region station and West End Lane on the Broad Street Line. We are on the following Bus routes: 28, 59, 159. Hours of opening are 9-5 Monday to Friday. Closed for Lunch 1-2. Saturday we are open 9-12.30 only. World wide exports.

DRAKE \* SALES \* SERVICE

## RADIO SHACK LTD

188 BROADHURST GARDENS, LONDON NW6 3AY

Giro Account No. 588 7151. Telephone: 01-624 7774

Cables: Radio Shack, London, NW6. Telex: 23718

WW—050 FOR FURTHER DETAILS

# Audio Modules

Build your system or make add-on's with SESCOM audio modules.

**LA-3**  
Line Amplifier Transformer  
Balanced 600 ohm output

**MIC-4**  
Low Impedance  
Microphone Pre-amp

**PS-1**  
Power Supply  
24 volts DC  
regulated 120/240  
VAC input

**Pre-amps**  
Balanced low impedance for microphone, high impedance general purpose, RIAA Phono, NAB tape (1%, 3%, 7 1/2, 15 ips).

**Equalizers**  
Active (bass, mid-range, treble) high pass filter, low pass filter.

**Other Modules**  
Line amp, power amp, compressor, sine wave oscillator, plug-in power supply.

**Accessories**  
Sheet metal, sockets, slide pots.  
Low distortion < .1%, low noise, bi-fet op-amps, high slew rate, single supply (9-36 volts DC), plug-in.

"Quality Engineered Sound Products"

**SESCOM, INC.**  
P.O. Box 590,  
12931 Budlong Ave.,  
Gardena, CA 90247 U.S.A.  
(213) 770-3510, (800) 421-1828,  
TWX (910) 346-7023

**SEND FOR YOUR FREE COPY OF OUR NEW CATALOG**


We also manufacture audio transformers, snakes, direct boxes and mic-splitters.

WW — 058 FOR FURTHER DETAILS



# ELF II

THE TRIED AND TESTED  
MICROCOMPUTER  
SYSTEM  
THAT EXPANDS  
TO MEET  
YOUR NEEDS



Computer Kit

STARTS AT  
**£59.95**  
+ VAT

ELF II  
BOARD WITH VIDEO OUTPUT  
FEATURING THE RCA COSMAC 1802 cpu

STOP reading about computers and get your "hands on" an ELF II and Tom Pitman's short course. ELF II demonstrates all the 91 commands which an RCA 1802 can execute, and the short course speedily instructs you how to use them.

ELF II's VIDEO OUTPUT makes it unique among computers selling at such a modest price. The expanded ELF II is perfect for engineers, business, industry, scientific and educational purposes.

## ELF II EXPANSION KITS

	Ex VAT
*Power Supply for ELF II	£5.00
*ELF II Deluxe Steel Cabinet (IBM Blue)	£19.75
*Giant Board Kit System/Monitor, Interface to cassette, RS232, TTY, Etc.	£25.50
*4K Static RAM board kits (requires expansion power supply)	£57.50
*Expansion power supply (required when adding 4K RAMs)	£19.00
*ASCII Keyboard Kits 96 printable characters, etc.	£39.95
*ASCII D/lux steel cab (IBM Blue)	£12.75
*Kings prototype board (build your own circuits)	£11.00
*86 pin Gold plated connectors, each	£3.75
*ELF Light pen writes/draws on TV screens	£6.00
*Video display board 32/64 characters by 16 lines on TV/monitor screens	£61.50
*ELF II Tiny basic on cassette	£9.75
ELF-BUG Monitor, powerful systems monitor/editor	£9.75
*T. Pitmans short course in programming manual (nil VAT)	£3.00
*T. Pitmans short course on Tiny Basic manual (nil VAT)	£3.00
*RCA 1802 users manual (nil VAT)	£3.00
*Dn cassette, Text Editor, Assembler, Disassembler (each)	£12.75

## ELF II BOARD SPECIFICATION

\*RCA 1802 8-bit microprocessor with 256 byte RAM expandable to 64K bytes  
\*RCA 1861 video IC to display program on TV screen via the RF Modulator Single Board with Professional hex keyboard — fully decoded to eliminate the waste of memory for keyboard decoding circuits Load, run and memory protect switches  
16 Registers  
Interrupt, DMA and ALU  
Stable crystal clock  
Built in power regulator  
5 slot plug in expansion bus (less connectors)

**BREAKTHROUGH** We proudly announce the release of the first 1802 FULL BASIC, with a hardware floating point RPN MATH PACKAGE (requires 8k RAM). Also available for RCA VIP and other 1802 systems Board includes area for a ROM version.  
**£49.50**  
+ VAT.

## Video 100 12" Professional Monitor

Ideal for home, personal and business computer systems  
12" diagonal video monitor



Composite video input  
Compatible with many computer systems  
Solid-state circuitry for a stable & sharp picture  
Video bandwidth - 12MHz + 3DB  
Input impedance - 75 Ohms  
Resolution - 650 Lines Minimum in Central 80% of CRT; 550 Lines Minimum beyond central 80%.

Only **£79** + VAT

## NEWTRONICS KEYBOARD

### TERMINAL

Kit **£114.20** + VAT

assembled and tested **£144.20** + VAT

Optional Extra Video Monitor **£79** + VAT



The Newtronics Keyboard Terminal is a low cost stand alone Video Terminal that operates quietly and maintenance free. It will allow you to display on a monitor 16 lines of 64 characters or 16 lines of 32 characters on a modified TV (RF Modulator required).

The characters can be any of the 96 ASC II alphanumeric and any of the 32 special characters, in addition to upper/lower case capability, it has scroll-up features and full X-Y cursor control. All that is required from your micro-computer is 300 baud RS232-C or 20ma loop serial data plus a power source of 8v DC and 6.3v AC. The steel cabinet is finished in IBM Blue-Black.

# Explorer/85


Professional Computer Kit

AT  
**£275** + VAT

with  
Microsoft BASIC  
on Cassette  
OR

**£295** + VAT

with  
Microsoft BASIC  
in ROM



FEATURES INTEL 8085 cpu

**FLEXIBILITY:** Real flexibility at LAST  
The EXPLORER/85 features the Intel 8085 cpu 100% compatible with all 8080A and 8085 software. Runs at 3MHz. Mother Board (Level A) with 2 S-100 pads expandable to 6 (Level C).

**MEMORY**  
2K Monitor ROM  
4K WORKSPACE/USER RAM  
1K Video RAM  
8K Microsoft BASIC in ROM or Cassette

**WITH ONBOARD S-100 EXPANSION**


**INTERFACES**  
STANDALONE FULL ASC11 Keyboard Terminal, 32/64 characters per RS-232/20Ma Loop. 4, 8bit: 1, 6 bit 1/0 ports, programmable. 14 bit binary counter/timer. Direct interface for any S-100 Board.

**FULL Buffering** decoding for S-100 Bus pads, wait state generator for slow memory. Each stage has separate 5v 1A regulator for improved isolation and freedom from cross talk. P.S.U. requirements: 8v, 6.3v AC. Runs with North Star controller and Floppies/CPM. EXPLORER/85 is expandable to meet your own requirements with easy to obtain S-100 peripherals. EXPLORER/85 can be purchased in individual levels, kit form or wired and tested OR as a package deal as above.

## 16k Dynamic RAM Kit

Expandable to 64k on one S-100 board in 16k increments, designed for NO wait state operation utilizing the most advanced RAM controller.  
16k RAM Kit..... £139 + VAT  
16k RAM Expansion Kit (to expand the above up to 64k, in 16k increments) ..... £89.95 + VAT

## NOW: - EXPLORER/85 with NORTH STAR FLOPPY DISCS



Explorer/85 up and ready to go (as illustrated)

32k.....	£599
48k.....	£698
56k.....	£787

North Star Double Density Disc System, 3 - drive controller and a Single 5 1/4" Drive with regulator, 180k byte..... £500  
Twin Drive System..... £600  
BASE - 2 PRINTER, 80 character unidirectional, variable density traction - friction fed etc. .... £450  
Hitachi Monitor 9" ..... £127

All prices are exclusive of VAT

## SEND SAE FOR COMPREHENSIVE BROCHURE

Please add VAT to all prices (except manuals), P&P £2. Please make cheques and postal orders payable to NEWTRONICS or phone your order quoting BARCLAYCARD, ACCESS number. We are now open for demonstrations and Sales, Monday-Saturday, 9.30 a.m.-6.30 p.m. Near Highgate Underground, on main A1 into London.

# Newtronics

255 ARCHWAY ROAD, LONDON N. 6

TEL: 01-348 3325




# Simply ahead . .

## I.L.P.'s PROVEN RANGE OF HIGH

**Chosen in more countries throughout the world than any other U.K. make**



- FIVE POWER AMPLIFIERS EACH ENCAPSULATED WITHIN LARGE HEATSINK
- PRE-AMP/ACTIVE TONE CONTROL MODULE COMPATIBLE WITH ALL I.L.P. AMPS AND POWER SUPPLY UNITS
- SEVEN MATCHING POWER SUPPLY UNITS (FOUR WITH TOROIDAL TRANSFORMERS)
- EASY ASSEMBLY DESIGNS WITH WELL PRESENTED INSTRUCTIONS



I.L.P. constructional modules are different. Whereas most others come with components neatly arranged on open P.C.B.s with little else, I.L.P. modules are encapsulated within totally adequate heatsinks and have circuitry which makes further components unnecessary. As a result, I.L.P. power amplifiers, pre-amp and matching power supply units are infinitely more rugged, impervious to extremes of temperature in use and they can be positioned to requirements. Nor is metal work needed to take away heat connections. I.L.P. modules are made for endless years of optimum service. Circuitry, workmanship and performance are of the highest standards, equal to the demands of the finest loudspeakers, pick-ups, tuners, digital sound sources, etc.

Tomorrow's equipment is likely to be even more exacting than today's so that any amplifier system less than the best will be completely inadequate. Now study the tested and guaranteed specs. for I.L.P. That is why more people in more countries prefer these British designed and made modules.

### Why toroidal?

Toroidally wound transformers are more compact than their conventionally laminated equivalents, being only half as high and heavy. Their circular profile ensures greater operating efficiency and as such they are particularly valuable in heavy duty applications. We have our own production section for winding and making toroidal transformers, enabling us to offer this much sought-after type at competitive prices. Four of the larger models in our range are now supplied with this type of transformer.

**PRODUCTS OF THE WORLD'S FOREMOST SPECIALISTS  
IN ELECTRONIC MODULAR DESIGN**

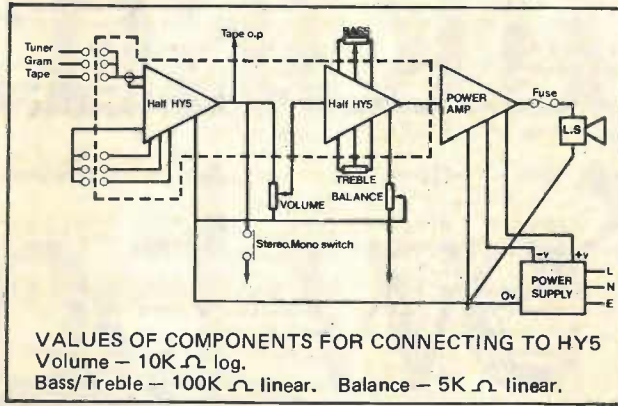

AVAILABLE ALSO FROM WATFORD ELECTRONICS, MARSHALLS AND CERTAIN OTHER SELECTED DEALERS



# and staying there

## PERFORMANCE MODULAR UNITS

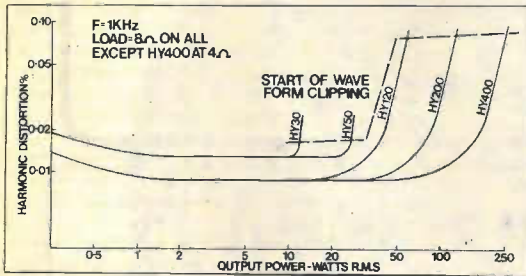
### HY5 PRE-AMPLIFIER



The HY5 pre-amp is compatible with all I.L.P. amplifiers and P.S.U.'s. It is contained within a single pack 50 x 40 x 15 mm. and provides multi-function equalisation for Magnetic/Ceramic/Tuner/Mic and Aux (Tape) inputs, all with high overload margins. Active tone control circuits; 500 mV out. Distortion at 1KHz-0.01%. Special strips are provided for connecting external pots and switching systems as required. Two HY5's connect easily in stereo. With easy to follow instructions.

£4.64 + 74p VAT

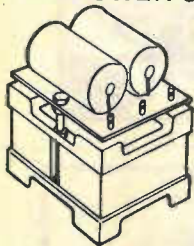
### THE POWER AMPLIFIERS



Model	Output Power R.M.S.	Distortion Typical at 1KHz	Minimum Signal/Noise Ratio	Power Supply Voltage	Size in mm	Weight in gms	Price + V.A.T.
HY30	15 W into 8 $\Omega$	0.02%	80dB	-20 -0 +20	105x50x25	155	£6.34 + 95p
HY50	30 W into 8 $\Omega$	0.02%	90dB	-25 -0 +25	105x50x25	155	£7.24 + £1.09
HY120	60 W into 8 $\Omega$	0.01%	100dB	-35 -0 +35	114x50x85	575	£15.20 + £2.28
HY200	120 W into 8 $\Omega$	0.01%	100dB	-45 -0 +45	114x50x85	575	£18.44 + £2.77
HY400	240 W into 4 $\Omega$	0.01%	100dB	-45 -0 +45	114x100x85	1.15Kg	£27.68 + £4.15

Load impedance - all models 4 - 16  $\Omega$   
 Input sensitivity - all models 500 mV  
 Input impedance - all models 100K  $\Omega$   
 Frequency response - all models 10Hz - 45KHz - 3dB

### THE POWER SUPPLY UNITS



I.L.P. Power Supply Units are designed specifically for use with our power amplifiers and are in two basic forms - one with circuit panel mounted on conventionally styled transformer, the other with toroidal transformer, having half the weight and height of conventional laminated types.

PSU 30	$\pm 15V$ at 100ma to drive up to five HY5 pre-amps	£4.50 + £0.68 VAT
PSU 36	for 1 or 2 HY30's	£8.10 + £1.22 VAT
PSU 50	for 1 or 2 HY50's	£8.10 + £1.22 VAT
PSU	Toroidal for one HY50	£9.75 + £1.46 VAT
PSU 70	with toroidal transformer for 1 or 2 HY120's	£13.61 + £2.04 VAT
PSU 90	with toroidal transformer for 1 HY200	£13.61 + £2.04 VAT
PSU180	with toroidal transformer for 1 HY400 or 2 x HY200	£23.02 + £3.45 VAT

NO QUIBBLE  
 5 YEAR GUARANTEE  
 7-DAY DESPATCH ON ALL ORDERS  
 INTEGRAL HEATSINKS  
 BRITISH DESIGN AND MANUFACTURE  
 FREEPOST SERVICE - see below

### ★ ALL U.K. ORDERS DESPATCHED POST PAID HOW TO ORDER, USING FREEPOST SYSTEM

Simply fill in order coupon with payment or credit card instructions. Post to address as below but do not stamp envelope - we pay postage on all letters sent to us by readers of this journal.

Please supply . . . . . Total purchase price £ . . . . .

I enclose Cheque  Postal Orders  International Money Order

Please debit my Account/Barclaycard Account No. . . . .

NAME . . . . .

ADDRESS . . . . .

Signature . . . . .



**O.L.P.**

**ELECTRONICS LTD.**  
 FREEPOST 5, Graham Bell House, Roper Close,  
 Canterbury, Kent CT2 7EP.  
 Telephone (0227) 54778 Telex 965780





# NewBear Books



### NEW BOOKS

The S100 and other Micro-buses	Poe	£ 5.05
Software development	Jones	£13.95
Computers and Commonsense	Hunt	£ 3.95
Architecture of Small Computer Systems	Lippiatt	£ 4.50
Principles of Data Base Management	Martin	£12.50
Cobol for Beginners	Worth	£ 7.75
16-bit Microprocessor Architecture	Dolhoff	£16.20
6502 Assembly Lang. Programming	Osbourne	£ 6.95
Introductory Experiments with Digital Electronics and 8080A Book 1	Rony	£ 8.40
Book 2	Rony	£ 8.40
Microcomputers for Business Applications	Barden	£ 5.80
Handbook of Microprocessors, Microcomputers and Minicomputers	Lenk	£11.65
Introduction to Microprocessors	Levanthal	£ 8.95
The VNR Concise Encyclopedia of Mathematics	Gellert	£15.35

### COOKBOOKS

Active Filter Cookbook	Lancaster	£10.45
CMOS Cookbook	Lancaster	£ 6.95
IC OP AMP Cookbook	Jung	£ 9.50
IC Timer Cookbook	Jung	£ 7.50
T.V. Typewriter Cookbook	Lancaster	£ 7.50
TTL Cookbook	Lancaster	£ 6.95
The Cheap Video Cookbook	Lancaster	£ 4.30
IC Converter Cookbook	Jung	£ 8.40

### INTRODUCTORY BOOKS

The Mighty Micromite	Evans	£ 5.75
Intro. to Personal & Business Computing	Zaks	£ 4.95
A Dictionary of Microcomputing	Burton	£10.00

### Z80 BOOKS

Z80 Programming for Logic Design	Osbourne	£ 5.95
Z80 Technical Manual	Zilog	£ 4.00
Z80 P10 Technical Manual	Zilog	£ 3.25
Z80 Programming Manual	Zilog	£ 4.50
Z80 Microcomputer Handbook	Barden	£ 6.95
Practical Microcomputer Programming Z80	Weller	£19.55
Z80 Instruction Handbook	Scelbi	£ 3.25
Z80 Assembly Language Programming	Osbourne	£ 6.95
Introduction to TRS 80 Graphics	Inman	£ 5.75
Z8001/Z8002 Product Specification	Zilog	£ 3.75
Z8000 CPU Instruction Set	Zilog	£11.50
Z80 Instant Programs (book) for Nascom	Hopton	£ 7.50
Z80 Instant Programs (cassette) for Nascom	Hopton	£10.00
Z80 Microprocessor Programming and Interfacing Book 1		£ 7.75
Book 2		£ 8.50
Z80 Assembly Language Programming	Osbourne	£ 6.95

### BASIC

The Basic Primer	Waite	£ 5.80
The Basic Handbook	Lien	£11.00

### SOFTWARE TAPES FOR PET & TRS 80

Applications Program	Educational Program
Game Program	Mathematics Program
Graphics Display & Misc. Program	

All at £6.65 each.

Terms: OFFICIAL ORDERS (min. £10.00). ACCESS & BARCLAYCARD WELCOME. SEND FOR COMPLETE BOOK LIST. ALL PRICES INCLUDE POSTAGE & PACKING.

**MAIL ORDER:** 40 Bartholomew Street, Newbury, Berks. Tel: 0635 30505

**MANCHESTER:** 220-222 Stockport Road, Cheadle Heath, Stockport. Tel: 061 491 2290

**BIRMINGHAM:** 1st Floor Offices, Tivoli Centre, Coventry Road, Birmingham. Tel: 021 707 7170

**OHIO SCIENTIFIC** Superboard 2. Assembled 50Hz model £188 + 15% VAT, post free

- ★ Special offer. If bought with superboard these items are at the reduced price shown first. Also sold separately at the bracketed prices. Add 15% VAT.
- ★ Modulator and power supply kit £4.95 (£7.95). 4K extra ram £25.74 (£31.95).
- ★ Cassette recorder £12.13 (£14.74).

**SINCLAIR PRODUCTS.** New 10MHz scope £145, pfm200 £51.95, case £3.40, adaptor £4.03, connector kit £11.27. Microvision tv £31, adaptor £6.88, pdm35 £34.23, adaptor £4.03, case £3.40, dm350 £76.70, dm450 £102.17, dm235 £55.55, rechargeable batts. £7.99, adaptor £4.03, case £9, Enterprise prog. calculator + accessories £19.95.

**COMPUTER GAMES.** Chess champion 6 £49.95, Chess challenger 7 £34, Philips G7000 home computer £148, Videopeks £12.95, Atari videocomputer £147, cartridges £14.85.

**COMPONENTS.** 1N4148 0.9p, 1N4002 2.9p, 741 18p, bc109, bc182, bc184, bc212, bc214, bc548 5.5p, Resistors 1/4W 5% £12 10R to 10M 1p, 0.9p for 50+ of one value, 16V electrolytics 5, 12.5, 10, 22mf 5p, 100mf 6p, 1000mf 10p, 11b FcCl £1.30, Dako pen 84p, 40 sq in, pcb 45p. Polystyrene capacitors £12 63V 10 to 1000pf 3p, 1n2 to 10n 4p, Ceramic capacitors 50V £6 22pf to 47n 2p, Zeners 400mW £24 2v 7 to 33v 7p

**TV GAMES.** AY-3-8500 + kit £7.25. Rifle kit £5.27, AY-3-8600 + kit £17.28, Stunt cycle chip + kit £18.66, AY-3-8603 chip £13.63.

**TRANSFORMERS** 6-0-6V 100ma 76p, 1 1/2 £2.60, 9-0-9V 75ma 76p, 1a £2.22, 2a £3.94, 12-0-12V 100ma 92p, 1a £2.80.

**IC AUDIO AMPS** with pcb, JC12 6W £2.08, JG20 10W £3.14.

**BATTERY ELIMINATORS.** 3-way type 6/7 1/2 / 9v 300ma £3.14, 100ma radio type with press-studs 9v £3.57, 9+9v £4.79, Car converter 12v input, output 4 1/2 / 6 / 7 1/2 / 9v 800ma £2.66.

**BATTERY ELIMINATOR KITS** 100ma radio types with press-studs 4 1/2v £1.49, 6v £1.49, 9v £1.49, 4 1/2 + 4 1/2v £1.92, 6+6v £1.92, 9+9v £1.92, Stabilised 8-way types 3/4 1/2 / 6 / 7 1/2 / 9 / 12 / 15 / 18v 100ma £2.50, 1 Amp £5.30.

Stabilised power kits 2-18v 100ma £2.98, 1-30v 1A £6.20, 1-30v 2A £11.24, 12v car converter 6/7 1/2 / 9v 1A £1.35.

**T-DEC AND CSC BREADBOARDS** s-dec £3.79, t-dec £4.59, u-deca £4.89, u-decb £7.16, exp4b £2.64, exp300 £6.61, exp350 £3.62, exp325 £1.84.

**BI-PAK AUDIO MODULES** s450 £25.06, AL60 £5.06, pa100 £17.33, spm80 £4.74, bmi80 £6.08, Stereo 30 £21.57, AL30A £4.08, ps12 £8.38, ps12 £11.58, ma60 £38.27.

**SWANLEY ELECTRONICS**  
Dept. WW, 32 Goldsal Road, Swanley, Kent  
Post 30p extra. Prices include VAT unless stated.  
Official and overseas orders welcome. Lists 24p post free. Mail order only.

### SINGLE BOARD

## LOCK-IN AMPLIFIER

EDT RESEARCH has introduced a new low-cost Lock-In Amplifier (SPM 450) specifically designed for incorporation into instrumentation which is required to measure small signals in the presence of large amounts of noise. The phase-sensitive detector incorporated into this module has a frequency response from less than 5Hz up to 75kHz and an input sensitivity better than 1 µ volts full scale. This compact and convenient unit is mounted on a single PCB with a standard 0.1 inch pitch double-sided edge connector and requires only + and - 18 volts at 200mA per rail unbalanced. A factory-fitted option allows the remote programming of both gain and phase-adjustment controls.

At a basic price of £260 (plus VAT) the module will offer some significant attractions to instrument engineers and designers.

For full specification sheet please write or call:

**EDT Research**  
14 Trading Estate Road  
London NW10 7LU  
Tel. 01-961 1477. Telex 8811955



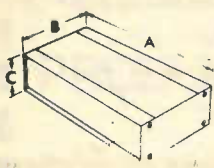
WW — 072 FOR FURTHER DETAILS



### CASE SYSTEMS "CLASSIC" RANGE OF CASES

All cases designed and manufactured by Case Systems

Although the cases are designed as a low-cost case, they are well finished and truly look expensive. This effect is enhanced by the proportion of anodised aluminium, to shiny black leather textured top and bottom plates. Such features as these panels slotting into the front and rear extrusions and into milled grooves in the side plates, keeping them completely flat, increases the impression of a costly case.




All prices plus V.A.T. 15%

Case Type	A	B	C	Price
A	8.50"	5"	2.50"	£8.00
B	12"	5"	2.50"	£9.50
C	17"	5"	2.50"	£11.75
D	8.50"	9"	3.50"	£10.50
E	12"	9"	3.50"	£11.75
F	17"	9"	3.50"	£12.50
G	8.50"	9"	5.25"	£13.50
H	12"	9"	5.25"	£14.20
J	17"	9"	5.25"	£14.90



Case Type	A	B	C	D	Price
101	3.50"	9.25"	11.25"	9"	£13.45
102	3.50"	12"	11.25"	9"	£14.85
103	3.50"	17"	11.25"	9"	£15.50



### 19" RACKING SYSTEMS

These racks accommodate the "Classic" type F, J and 103 cases which can be supplied with rack mounting brackets. Illustrated housing shows six unit high racking.

Type	Depth	Price
CS6U	17.50"	£37.50
CS12U	17.50"	£62.25
CS18U	17.50"	£84.50

All Case System cases are available with Discounts 5 off—10%, 10—12%, 25—15%, 50—20%, 100—25%. Prices include p. & p. U.K. Terms c.w.o. S.A.E. for details: 20 HUNT LANE, CHADDERTON, LANCASHIRE, ENGLAND TEL: 061-652 1580

WW — 053 FOR FURTHER DETAILS



# Fault us on reliability and we'll eat it.

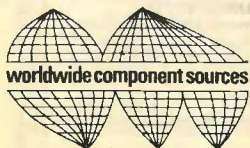



If you are looking for reliability in an inductor, consider Delevan. Close involvement with military programmes means that most

types meet the stringent MIL-C 15305 specification - yet you will find that prices are competitive.

The wide range includes axial and radial unshielded coils, shielded versions, variable coils for p.c.b. or chassis mounting, low-profile chips for thick film packages, toroids and a new range of power chokes. At Mercator we aim to see that our back-up service is as reliable as Delevan RF coils themselves.

ITT Mercator, South Denes,  
Great Yarmouth, Norfolk, NR30 3PX.  
Tel: (0493) 4911. Telex: 97421.



# ITT mercator



# The NEW Marshall's 79/80 catalogue is just full of components

and that's not all . . .

. . . our new catalogue is bigger and better than ever. Within its 60 pages are details and prices of the complete range of components and accessories available from Marshall's.

These include Audio Amps, Connectors, Boxes, Cases, Bridge Rectifiers, Cables, Capacitors, Crystals, Diacs, Diodes, Displays, Heatsinks, I.Cs, Knobs, LEDs, Multimeters, Plugs, Sockets, Pots, Publications, Relays, Resistors, Soldering Equipment, Thyristors, Transistors, Transformers, Voltage Regulators, etc., etc.

Plus details of the NEW Marshall's 'budget' Credit Card. We are the first UK component retailer to offer our customers our own credit card facility.

Plus — Twin postage paid order forms to facilitate speedy ordering.

Plus — Many new products and data.

Plus 100s of prices cut on our popular lines including I.Cs, Transistors, Resistors and many more.

If you need components you need the new Marshall's Catalogue

Available by post 65p post paid from **Marshall's, Kingsgate House, Kingsgate Place, London NW6 4TA**. Also available from any branch to callers 50p.



Retail Sales: London: 40 Cricklewood Broadway, NW2 3ET. Tel: 01-452 0161/2. Also 325 Edgware Road, W2. Tel: 01-723 4242. Glasgow: 85 West Regent Street, G2 2QD. Tel: 041-332 4133. And Bristol: 108A Stokes Croft, Bristol. Tel: 0272 426801/2.



**MECHANISM WITH ALARM**



Assemble it in an evening!  
**MECHANISM & CASE**  
Inc. assembly instructions

## DIGITAL 24 HOUR CLOCK

- SILENT RUNNING
- LARGE ILLUMINATED NUMERALS

AS USED IN **BRAUN** DIGITAL CLOCKS

**£5.00**

THREE FOR £13.50

**£6.99**

MECHANISMS 10 FOR £39. 100 FOR £300

● AC MAINS

● SIZE 6 3/8 x 2 3/8 x 2 3/8

Your receipt is a 2-year guarantee

**HALF PRICE OFFER**






## Henry's Radio

DELIVERY FROM STOCK

**HENRY'S RADIO**  
404 EDGWARE ROAD,  
LONDON W2 1ED 01-723 1008

EXPORT ENQUIRIES INVITED

### PEAK PROGRAMME METERS

PPM2      640      642      643      TWIN

Manufactured under licence from the BBC the PPM2 drive circuit used with an Ernest Turner meter movement is the definitive Peak Programme Meter approved by broadcasting authorities in the U.K. and overseas for critical programme monitoring. Reviewed Studio Sound September 1976. Drive circuits, meter movements, flush mounting adaptors and illumination kits are available from stock. Other level monitoring units we produce are rack mounting **Peak Deviation Meters** and **Programme and Deviation Chart Recorders** for test purposes or making continuous records of levels in broadcast. Ring or write for full specifications of these or other items. **Stereo Disc Amplifier 2** and **3 \* 10 Outlet Distribution Amplifier 2 \* Stabilizer \* Frequency Shift Circuit Boards \* Moving Coil Preamplifier.**

**SURREY ELECTRONICS, The Forge, Lucks Green, Cranleigh, Surrey GU6 7BG.**  
Tel. 04866 5997

## The 7208 600 MHz Mini Counter

*the quality low cost counter*

**FEATURES . . .**

- All Metal Cabinet
- 8 Digit .4" LED Display
- Built-in Prescaler
- Automatic Dp Placement
- Gate Light
- IC Sockets Included
- 240V or 12V Operation
- Proportional Control Crystal Oven (Optional)
- Built-in VHF-UHF Preamp
- Completely Portable with Rechargeable Batteries (Optional).

**AVAILABLE FROM THE EXCLUSIVE U.K. DISTRIBUTORS:**  
**SOTA COMMUNICATION SYSTEMS LTD.**  
26 CHILDWALL LANE, BOWRING PARK, LIVERPOOL L14 6TX  
MERSEYSIDE. TEL. 051-480 5770 Telex 627110 SOTA G



**DESCRIPTION**

The Davis 7208 VHF-UHF Frequency Counter incorporates the latest LSI technology in a wide range portable instrument at a reasonable price. The 7208 offers outstanding features including an all metal cabinet for RF shielding, large 8 digit display, built-in prescaler, automatic DP, and with the built-in VHF-UHF preamp the 7208 can directly measure low level RF signals from RF generators. The 7208 can also be operated completely portable with the Ni-Cad battery option. **Price £145.00 + VAT.**



# WILMSLOW AUDIO

The firm for Speakers

## HI-FI DRIVE UNITS



Audax HD12 9D25	£7.65
Audax HD13D34H	£12.75
Audax HP11P25EBC	£6.65
Audax HP20B25H4	£13.25
Audax HD24S45C	£20.50
Baker Superb	£25.00
Castle Super 8RS/DD	£12.65
Chartwell CEA205 8" bass, matched pairs only 8 ohm (pair)	£61.25
Coles 4001	£7.65
Coles 3000	£7.65
Celestion HF 1300 II	£8.45
Celestion HF 2000	£10.25
Dalesford D10 tweeter	£8.45
Dalesford D30/110 5in	£11.25
Dalesford D50/153 6 1/2in	£12.25
Dalesford D50/200 8in	£12.25
Dalesford D70/250 10in	£22.25
Dalesford ABR 10in	£10.25
Dalesford D100/310 12in	£35.75
Decca London horn	£57.25
Decca DK30 horn	£43.75
Decca CO/1000/8	£10.25
EMI 14A/770 14in x 9in 8 ohm	£19.50
EMI 8in x 5in d/c, 10 watt, 4 ohm	£4.05
EMI Type 350 4 ohm	£9.45
Isophon KK8/8	£8.15
Isophone KK10/8	£8.45
Jordan Watts Module	£20.40
Jordan Watts HF kit	£9.15
Jordan 50mm unit	£23.00
Jordan CB crossover (pair)	£23.00
Jordan Mono crossover (pair)	£23.00
Kef T27	£9.45
Kef B110	£12.00
Kef B200	£13.25
Kef B139	£27.00
Kef DN13	£5.40
Kef DN 12	£8.65
Kef DN 22 (pair)	£40.85
Lowther PM6	£51.00
Lowther PM7	£88.45
Peerless KO10DT	£10.50
Peerless DT10HFC	£10.50
Peerless KO40MRF	£12.25
Radford BD25 II	T.B.A.
Radford MD9	T.B.A.
Radford MD6	T.B.A.
Radford FN8/FN831	T.B.A.
Richard Allan DT20	£8.95
Richard Allan DT30	£9.45
Richard Allan CGBT	£11.25
Richard Allan CG12T Super	£25.30
Richard Allan LP8B	£11.75
Richard Allan HP8B	£17.60
Richard Allan HP128	£28.40
Seas H107	£8.95
Shackman Electrostatic, c/w polar network and crossover (pair)	£130
Tannoy DC386 15in	£178.90
Tannoy DC296 10in	£107.35

## PA GROUP & DISCO UNITS



Baker Group 35	£15.45
Baker Group 50/12	£23.45
Baker Group 50/15	£35.15
Celestion Powercell 12/150	£56.50
Celestion Powercell 15/250	£69.25
Celestion G12/50 Twin cone	£15.95
Celestion G12/80 Cambric edge	£20.25
Celestion G12/80 Twin cone	£19.75
Celestion G12/125 Cambric edge	£35.10
Celestion G15/100 Cambric edge	£31.95
Celestion G15/100 Twin cone	£32.25
Celestion G18/200	£53.25
Celestion MH1000	£15.95
Fane Pop 40	£12.50
Fane Pop 50H	£13.80
Fane Pop 75	£19.70
Fane Pop 65	£21.25
Fane Pop 80	£25.50
Fane Pop 100	£41.80
Fane Guitar 80L	£26.10
Fane Guitar 80B	£27.15
Fane Disco 80	£27.15
Fane PA80	£26.10
Fane Bass 85	£34.00
Fane Crescendo 12E	£57.50
Fane Crescendo 15E	£74.50
Fane Crescendo 18E	£94.75
Fane J44	£6.90
Fane J104	£13.75
Fane J73	£9.75
Fane HPX1/HPX/2	£3.45
Fane HPX3A	£5.60
Fane HPX3B	£4.55
Goodmans 8PA	£5.05
Goodmans 12P	£21.00
Goodmans 12PD	£23.95
Goodmans 12PG	£23.65
Goodmans 18P	£48.45
Goodmans Hifax 50HX	£21.85
Motorola Piezo horn 3 1/2in	£8.50
Motorola Piezo horn 2inx6in	£12.25
Richard Allan HD8T	£17.00
Richard Allan HD10T	£18.50
Richard HD12T	£24.45
Richard Allan HD15	£43.40
Richard Allan Atlas 15in	£85.15
Richard Allan Atlas 18in	£110.75

## WILMSLOW AUDIO



KITS FOR MAGAZINE DESIGNS etc.  
KITS FOR MAGAZINE DESIGNS  
Kits include drive units, crossovers, BAF/long fibre wool, etc, for a pair of speakers. Carriage £3.75.

Practical Hi-Fi and Audio PRO9-TI (Rogers) Felt panels for PRO9-TL £6.72 plus £1.60 carriage	£138
Hi-Fi Answers Monitor (Rogers)	£146
Hi-Fi News State of the Art (Atkinson)	£182
Hi-Fi News Miniline (Atkinson)	£48 (carriage £2.66)
Hi-Fi for Pleasure Compact Monitor (Colloms)	£115 (carriage £5.25)
Popular Hi-Fi Mini Monitor (Colloms)	£74
Popular Hi-Fi Round Sound (Stephens) including complete cabinet kit	£71
Popular Hi-Fi (Jordan)	£93 plus (carriage £2.66)
Practical Hi-Fi & Audio BSC3 (Rogers)	£65
Practical Hi-Fi & Audio Monitor (Giles)	£155
Practical Hi-Fi & Audio Triangle (Giles)	£99
Practical Hi-Fi & Audio Mini Triangle (Giles)	£108
Wireless World Transmission Line (Bailey) KEF	£122
Wireless World Transmission Line (Bailey) RADFORD	£184
Hi-Fi News Tabor (Jones) with J4 bass units	£60
Hi-Fi News Tabor (Jones) with H4 bass units	£66

Smart badges free with all above kits (to give that professional touch to your DIY speakers!). Send 50p for up to 6 reprints/construction details of above designs.

CARRIAGE & INSURANCE	
Tweeters & Crossovers	50p each
Speakers 4"-6 1/2"	80p each
Speakers 10"-12"	£1.00 each
Speakers 12", 13" x 8", 14" x 9"	£1.75 each
Speakers 15"	£2.75 each
Speakers 18"	£4.00 each
Speaker kits	£1.75 each
Mag. design kits	£3.00 pair
	£3.75 pair

## SPEAKER KITS



PRICES PER PAIR—  
CARRIAGE £2.66

Dalesford System 1	£54
Dalesford System 2	£57
Dalesford System 3	£104
Dalesford System 4	£110
Dalesford System 5	£142
Dalesford System 6	£95
Eagle SK210	£17.60
Eagle SK215	£32.60
Eagle SK320	£40.80
Eagle SK325	£68.50
Eagle SK335	£93.00
Goodmans DIN 20 4 ohm (special offer)	£27.60
LS3/5A equivalent kit	£71
Lowther PM6 kit	£105.30
Lowther PM6 Mk 1kit	£110.40
Lowther PM7 kit	£176.85
Peerless 1070	£124.70
Peerless 1120	£142.10
Peerless 2050	£51.10
Peerless 2060	£67.40
Radford Studio 90 kit	£184
Radford Monitor 180 kit	£218
Radford Studio 270 kit	£350
Radford Studio 360 kit	£440
Ram Kit 50 (makes RAM 100)	£71.50
Richard Allan Tango Twin kit	£49.00
Richard Allan Maramba kit	£69.00
Richard Allan Charisma kit	£101.20
Richard Super Triple kit	£81.70
Richard Allan RA8 kit	£52.65
Richard Allan RA82 kit	£33.30
Richard Allan RA82L kit	£89.90
Seas 223	£40.85
Seas 253	£63.10
Seas 403	£76.60
Seas 603	£122.60
Wharfedale Denton XP2 kit	£31.45
Wharfedale Shelton XP2 kit	£40.40
Wharfedale Linton XP2 kit	£56.20
Wharfedale Glendale XP2 kit	£69.00

Everything in stock for the speaker constructor!  
BAF, Long Fibre Wool, Foam, Crossovers, Felt Panels, Components, etc.  
Large selection of grille fabrics.  
(Send 18p in stamps for grille fabric samples).

PRICES CORRECT AT 18.6.79  
**ALL PRICES INCLUDE VAT @ 15%**

**Send 30p stamp for free 38 page catalogue 'Choosing a Speaker'**

Telephone Speakers, Mail Order and Export 0625 529599  
Hi-Fi: (Swift of Wilmslow) 0625 526213.

Lightning service on telephoned credit card orders!

**SWIFT OF WILMSLOW**  
The firm for Hi-Fi  
5 Swan Street,  
Wilmslow, Cheshire.

**WILMSLOW AUDIO**  
The firm for Speakers

Swan Works, Bank Square,  
Wilmslow, Cheshire.



**ROHDE & SCHWARZ**

TV Demodulator. AMF. 55-90MHz  
 Selective UHF V/Meter. Bands 4 & 5. USVF  
 Selectomat Voltmeter USWV. £450.  
 UHF Sig. Gen type SDR 0.3-1GHz. £750.  
 UHF Signal Generator SCH. £175.  
 XUD Decade Synthesizer & Exciter.  
 Videoskop SWOF with sideband adapter.  
 Modulator / Demodulator BN17950/2.  
 Video Test Signal Generator type SPF.  
 UHF Sig. Gen. type SCR. 1-1.9GHz.

**MARCONI**

TF2360R TV Transmitter Sideband Analyser.  
 TM6936R UHF Converter for above.  
 TF1101 RC oscillators £65.  
 TF1099 20MHz sweep generator.  
 TF1041B Valve Voltmeter £65.  
 TF1152A/1. Power meter. 25W. 500MHz. £75.  
 TF1020A Power Meter. 100W. 250MHz. £85.  
 TF890A/1 RF Test Set. £395  
 TF1400 Pulse Generator £65.  
 TF675F Pulse Generator.  
 TF1066 AM/FM Signal Generator. £550.  
 TF 801B/3S Signal Generator £175.

**BECKMAN TURNS COUNTER DIALS**

Miniature type (22mm diam.). Counting up to 15 turn "Helipots." Brand new with mounting instructions. Only £2.50 each.

**KAY ELEMETRICS SONA-GRAPH**

Sona-Graph model 7029A. 5-16000Hz Spectrum Analyser with type 6076C Plug-in unit. For the spectrographic Analysis of transient sounds such as speech, voice, doppler shifts, explosions etc. Supplied in excellent condition with hand-books.

**ADVANCE CONSTANT VOLTAGE TRANSFORMERS**

Input 190-260V AC. Output constant 220 Volts. 250W. £25. (£2 carriage)


**PYE RESISTANCE BOXES**

5 decade resistance boxes measuring from 11,111 ohm to 0.001 ohm £20

**LABORATORY OVENS.** — Gallenkamp, 3 cu. ft. £145. Also Morgan Grundy 1 cu. ft. £55.  
**20-WAY JACK SOCKET STRIPS.** 3 pole type with two normally closed contacts. £2.50 each (+25p pp). Type 316 three pole plugs for above — 20p ea. (pp free).

**P. F. RALFE ELECTRONICS**

10 CHAPEL STREET, LONDON, NW1  
 TEL: 01-723 8753



AIRMEC Display oscilloscope 4 beam  
 AIRMEC 314A Voltmeter. 300mV(FSD)-300V.  
 LEVELL TG66A-1 Decade oscillator.  
 DERRITRON 1KW Power Amplifier with control equipment for vibration testing etc.  
 SOLARTRON CD1740 Dual-Beam Oscilloscope. £475.  
 GERTSCH Frequency Meter and Dev. Meter. 20-1000MHz. £350.  
 HEWLETT PACKARD 302A Wave Analyser.  
 HEWLETT PACKARD 695A Sweep Oscillator £350.  
 BOONTON 202H AM/FM Signal Generator

SE Labs Dual-Beam oscilloscope type EM102 c/w EM515 plug-in unit. DC-15MHz. Mains or 12V Battery operated. Solid-state. 8x14x18ins. £250 + VAT.

SOLARTRON LM1420.2. DVM. 6 ranges to 1KV.  
 MUIRHEAD type K-134-A Wave Analyser. Portable.  
 RADIOMETER AFM/1. Dev/Mod Meter. 3.5-320MHz. £185.  
 HEWLETT PACKARD 608C Signal generator. 10-480MHz.  
 WEINSHEL Power supply Modulator type MO3.  
 BRUEL & KJOER type 1504 Deviation Bridge  
 BRUEL & KJOER Vibration equipment 1018.  
 BRUEL & KJOER Frequency analyser 2105  
 BRUEL & KJOER Microphone amplifier 2603 £195.  
 BRUEL & KJOER Type 3301 Automatic frequency response recorder 200Hz. £750.  
 MUIRHEAD-PAMETRADA D489EM Wave Analyser  
 TEKTRONIX 555 scope with plug-ins types CA (2 off), 21, 22  
 TEKTRONIX 515A Oscilloscope  
 TEKTRONIX 545 main frames. £210. Choice of plug-in units extra  
 TEKTRONIX 585A oscilloscope with '82' P.I. DC-80MHz  
**NOTICE.** All the pre-owned equipment shown has been carefully tested in our workshop and reconditioned where necessary. It is sold in first-class operational condition and most items carry our three months' guarantee. Calibration and certificates can be arranged at cost. Overseas enquiries welcome. PLEASE ADD 15% VAT TO ALL PRICES.

**DC POWER SUPPLIES**

\*APT 10459/8. 12-14V. @ 5 Amps. £25. (£2 p.p.)  
 \*APT 10459/8. 24V. @ 5 Amps. £25. (£2 p.p.)  
 \*We can supply the above power supply at any fixed voltage between 5V and 36V at 5A. £25.  
 \*Mullard Dual supplies. Brand new with hand-book. Pos & Neg 12V. at 1A and 0.4A respectively. Dimensions 9x4x5ins. £10.00 + (£1 p.p.)  
 \*FARNELL Current limited. Dimensions 7x5x4ins. Following types available. 5 Volts @ 3A. £15. 13-17 Volts @ 2A. £15. 27-32 Volts @ 1A £15. Plus £1.50 each postage.  
 All the above power supply units are 230V. AC input and are stabilised and regulated and fused. All are fully tested before despatch and guaranteed in first-class order throughout. As with all our equipment there is a money-back guarantee if not completely satisfied.

**MODULATION METERS**

AIRMEC 210 3-300MHz. AM/FM.  
 RADIOMETER AFM/1 3.5-320MHz. AM/FM.  
 RACAL 409 3-600MHz. AM/FM.

**'CENTAUR' INSTRUMENT COOLING FANS**

Made by Rotron Holland. These are very high quality, quiet running fans, specially designed for the cooling of all types of electronic equipment. Measures 4.5x4.5x1.5in.  
 Airflow 90 cu/ft/minute. These are ex-equipment fans supplied in excellent condition, fully tested before despatch. Prices as follows: 115V.AC. £4.50. 230V.AV.: £5.00. Small type fans as above but measures 8x8x3.8cms. 26cu/ft/minute. 115V.AC £4.00. Carriage on any of the above fans is 35p ea. Finger guards available for the larger type at 50p each. (RS price for these fans is £12.50 each!!)

Eddystone Radio Limited  
 cordially invite you to visit us at

**COMMUNICATIONS 80**

National Exhibition Centre, Birmingham, April 16th/18th 1980

to view communications and noise measuring equipment on display covering the spectrum 10kHz to 1000MHz.

A new series of AM/FM and general purpose models, the 1570 and 1590, designed for the radio enthusiast, will be introduced.

A range of our well known boxes will also be on display. Please write for details of our comprehensive range.

**Eddystone Radio Limited**

Member of Marconi Communication Systems Limited

Alvechurch Road Birmingham B31 3PP England  
 Telephone: 021-475 2231 Telex: 337081  
 A GEC-Marconi Electronics Company











# New Bear Components



## NEW LOW PRICES ★★★★★★★★★★★★★★

### S-100 bus (Ithaca Intersystems)

BOARDS		Assembled & Tested	Bare
IA1160	Front Panel . . . . .	£225.00	N/A
IA1010	Z-80 CPU 2MHz . . . . .	£105.00	£21.00
IA1010	Z-80 CPU 4MHz . . . . .	£123.00	£21.00
IA1100	Video 50/60 Hz . . . . .	£ 99.00	£15.00
IA1050	2708/2716 EPROM . . . . .	£ 57.00	£15.00
IA1110	8K Static RAM 250nS . . . . .	£117.00	£15.00
IA1110	8K Static RAM 450nS . . . . .	£ 99.00	£15.00
IA1030	Prototype . . . . .	N/A	£15.00
IA2010	16K Static RAM 250nS . . . . .	£295.00	N/A
IA2010	16K Static RAM 450nS . . . . .	£275.00	N/A
IA1120	Single Board Computer . . . . .	£895.00	N/A
IA1190	4P2S I/O w. interrupts . . . . .	£210.00	N/A
IA1190	4P2S I/O wo. interrupts . . . . .	£180.00	N/A
IA2030	64K Dynamic RAM 250nS . . . . .	£615.00	N/A
IA1170	A/D, D/A - 8 Channel, 8-bit . . . . .	£295.00	N/A

All boards come with manuals.

DPS-I Front Panel S-100 mainframe from £695.00

Cromenco TUART I/O board . . . . . £180.00

### Motherboards (George Morrow)

8 slot active terminations . . . . .	£ 32.00
12 slot active terminations . . . . .	£ 38.00
20 slot active terminations . . . . .	£ 45.00

Micromation floppy disc controller board . . . . . £280.00

## SOFTWARE

IS-107 Pascal/Z - CP/M Version . . . . £165.00

## 77-68 NEWS ★★★★★★★★★★★★★★

DISC CONTROLLER AND 6809 BOARDS NOW AVAILABLE FOR 77-68. SEND FOR DETAILS OF THIS LOW COST RANGE OF KITS.

## SPECTRONICS UV Eprom-Erasing Lamp

PE14	Erases up to 6 chips. Takes approx. 19 mins.	£ 56.00
PE14T*	Erases up to 6 chips. Takes approx. 19 mins.	£ 76.58
PE24T*	Erases up to 9 chips. Takes approx. 15 mins.	£111.22
PR125*	Erases up to 6 chips. Takes approx. 7 mins.	£237.84
PR320T*	Erases up to 36 chips. Takes approx. 7 mins.	£384.09
PC1000*	Erases up to 72 chips. Takes approx. 7 mins.	£842.83

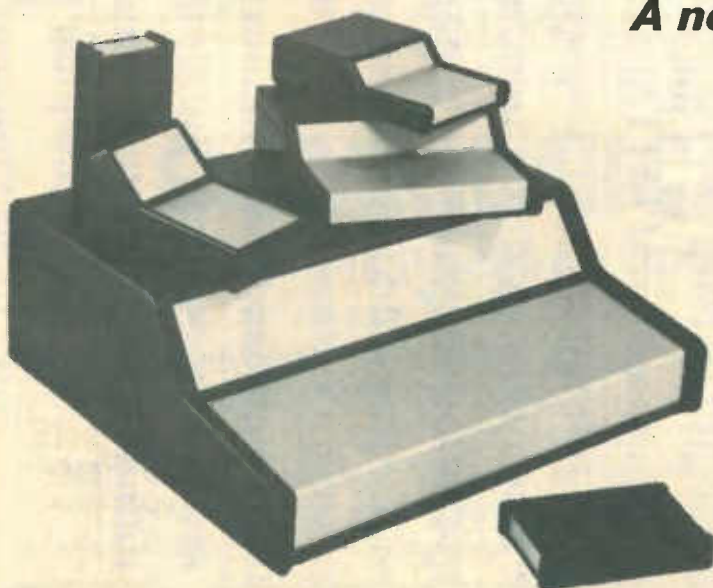
\*Includes a 60 mins. Timer.

TERMS: Official Orders (minimum £10.00). Barclaycard & Access Welcome. Please add 15% V.A.T.

SEND FOR OUR BOOK LIST AND COMPONENTS CATALOGUE.

a division of Newbear Computing Store Ltd.

CALLERS AND MAIL ORDER: 40 Bartholomew Street, Newbury, Berks. Tel: 0635 30505  
 CALLERS ONLY: 220-222 Stockport Road, Cheadle Heath, Stockport. Tel: 061 491 2290



## A new generation of cases . . .

The latest additions to the Bocon range of instrument cases are a masterpiece of modern tooling.

The Bocon Desk series is made in black a.b.s. in four sizes. These beautiful mouldings combine highly polished surfaces with flat, textured areas on the top. The front panel is natural anodised aluminium, angled to provide three separate surfaces.

The Bocon Commander is a large keyboard and display enclosure made in black foam plastic. The housing is designed to accept most proprietary keyboards. The front and rear panels are satin anodised aluminium. There is a second smaller Commander constructed as two clip-together halves in black a.b.s. again with anodised panels.

For further information on these superb cases please write, telephone or circle the enquiry card.

THE BIGGEST SELECTION OF CASES IN EUROPE

# WEST HYDE



WEST HYDE DEVELOPMENTS LIMITED, UNIT 9, PARK STREET INDUSTRIAL ESTATE, AYLESBURY, BUCKS. TEL: 0296 20441

WW - 052 FOR FURTHER DETAILS





**8K ON BOARD MEMORY!**

5K RAM, 3K ROM or 4K RAM, 4K ROM (link selectable). Kit supplied with 3K RAM, 3K ROM. System expandable for up to 32K memory.

**2 KEYBOARDS!**

56 Key alphanumeric keyboard for entering high level language plus 16 key Hex pad for easy entry of machine code.

**GRAPHICS!**

64 character graphics option — includes transistor symbols! Only £18.20 extra!

**MEMORY MAPPED**

High resolution VDU circuitry using discrete TTL for extra flexibility. Has its own 2K memory to give 32 lines for 64 characters.

**KANSAS CITY**

low error rate tape interface

**2 MICROPROCESSORS**

Z80 the powerful CPU with 158 instruction, including all 78 of the 8080, controls the MM57109 number cruncher. Functions include +, -, \*, /, squares, roots, logs exponentials, trig functions, inverses, etc. Range 10<sup>-99</sup> to 9 x 19<sup>-99</sup> to 8 figures plus 2 exponent digits.

**EFFICIENT OPERATION**

Why waste valuable memory on sub routines for numeric processing? The number cruncher handles everything internally!

**RESIDENT BASIC**

With extended mathematical capability. Only 2K memory used but more powerful than most 8K Basics!

**1K MONITOR**

Resident in EPROM

**SINGLE BOARD DESIGN**

Even keyboards and power supply circuitry on the superb quality double-sided plated through-hole PCB.

**NEW LOW PRICE!**

**COMPLETE KIT NOW ONLY £249 + VAT**

Cabinet Size 19.0" x 15.7" x 3.3"

Television by courtesy of Rumbelows Ltd., price £58.62

# POWERTRAN

**PSI Comp 80 Z80.** Based powerful scientific computer. Design as published in Wireless World, April-September, 1979.

The kit for this outstandingly practical design by John Adams being published in a series of articles in Wireless World really is complete!

Included in the PSI COMP 80 scientific computer kit is a professionally finished cabinet, fibre-glass double sided, plated-through-hole printed circuit board, 2 keyboards PCB mounted for ease of construction, IC sockets, high reliability metal oxide resistors, power supply using custom designed toroidal transformer, 2K Basic and 1K monitor in EPROMS and, of course, wire, nuts, bolts, etc.


## PSI COMP 80 Memory Expansion System

Expansion up to 32K all inside the computer's own cabinet!

By carefully thought-out engineering a mother board with buffers and its own power supply (powered by the computer's transformer) enables up to 3 8K RAM or 8K ROM boards to be fitted neatly inside the computer cabinet. Connections to the mother board from the main board expansion socket is made via a ribbon cable.

- Mother Board:** Fibre glass double sided plated through hole P.C.B. 8.7" x 3.0" set of all components including all brackets, fixing parts and ribbon cable with socket to connect to expansion plug ..... **£39.90**
- 8K Static RAM board** Fibre glass double sided plated through hole P.C.B. 5.6" x 4.8" ..... **£12.50**  
Set of components including IC sockets, plug and socket but excluding RAMs ..... **£11.20**  
2114L RAM (16 required) ..... **£5.00**  
Complete set of board, components, 16 RAMs ..... **£89.50**
- 8K ROM board** Fibre glass double sided plated through hole P.C.B. 5.6" x 4.8" ..... **£12.40**  
Set of components including IC sockets, plug and socket but excluding ROMs ..... **£10.70**  
2708 ROM (8 required) ..... **£8.00**  
Complete set of board, components, 8 ROMs ..... **£78.50**

Floppy Disk, PROM programmer and printer interface coming shortly!



PCB size 16.0" x 12.5"

**Value Added Tax not included in prices**

**PRICE STABILITY:** Order with confidence! Irrespective of any price changes we will honour all prices in this advertisement until April 30th, 1980, if this month's advertisement is mentioned with your order. Errors and VAT rate changes excluded.

**EXPORT ORDERS:** No VAT. Postage charged at actual cost plus £1 handling and documentation.

**U.K. ORDERS.** Subject to 15% surcharge to VAT. NO charge is made for carriage. \*Or current rate if changed.

**SECURICOR DELIVERY:** For this optional service (U.K. mainland only) add £2.50 (VAT inclusive) per kit.

**UK Carriage FREE**

# POWERTRAN COMPUTERS


(a division of POWERTRAN ELECTRONICS)

PORTWAY INDUSTRIAL ESTATE  
ANDOVER HANTS SP10 3NN

ANDOVER  
(0264) 64455



video amplifiers music centres electronic organs



**HI-FI YEAR BOOK & HOME ENTERTAINMENT 1980**  
HI-FI • RADIO • TV • ORGANS  
GAMES • VIDEO • RECORDS

Read all about home entertainment ideas for the nineteen-eighties in the new Hi Fi Yearbook and Home Entertainment. Still the leading reference book on Hi Fi it's now bigger and better than ever, with over 550 pages and new sections covering other types of home entertainment equipment: radios, electronic organs, colour TVs, video recorders and electronic TV games. There are specifications, prices and illustrations for the equipment covered, as well as informative articles written by experts... Plus directories of manufacturers, suppliers and dealers.

**Hi Fi Year Book and Home Entertainment 1980 available at leading newsagents and bookshops from November 1st. Price £3.75.**  
If in difficulty order direct from the publishers @ £4.25 inclusive.

**ORDER FORM**

To: General Sales Manager, Room CP34,  
IPC Business Press Ltd., Dorset House,  
Stamford Street, London SE1 9LU

Please send me.....copy/copies of Hi Fi Year Book and Home Entertainment 1980 @ £4.25 a copy inclusive, remittance enclosed. Cheque/p.o. should be made payable to IPC Business Press Ltd.

Name.....  
(please print)  
Address.....

---

Registered in England No. 677128  
Registered Office: Dorset House, Stamford Street, London SE1 9LU WW

**Z & I AERO SERVICES LTD.**  
Head Office: 45a WESTBOURNE GROVE, LONDON W2 5SF  
Tel. 727 5641 Telex 261306

**RETAIL SHOP**  
85 TOTTENHAM COURT ROAD, W. 1  
Tel. 580-8403

**SPECIAL OFFER OF BRAND NEW USSR MADE MULTIMETERS**



<b>TYPE</b>	<b>U4313</b>	<b>U4315</b>
Sensitivity D.C.	20,000 o.p.v.	20,000 o.p.v.
Sensitivity A.C.	2,000 o.p.v.	2,000 o.p.v.
D.C. Current	60µA-1.5A	50µA-2.5A
A.C. Current	0.6mA-1.5A	0.5mA-2.5A
D.C. Volts	75mV-600V	75mV-1000V
A.C. Volts	15V-600V	1V-1000V
Resistance	1K-1M	300Ω-500kΩ
Capacity	0.5µF	0.5µF
Accuracy	1.5% D.C. 2.5% A.C.	2.5% D.C. 4% A.C.

**Price complete with pressed steel carrying case and test leads**  
Packing and postage

	<b>£10.50</b>	<b>£10.50</b>
	<b>£1.50</b>	<b>£1.50</b>



**TYPE U4324**

D.C. Current	0.06-0.6-60-600mA-3A
A.C. Current	0.3-3-30-300mA-3A
D.C. Voltage	0.6-1.2-3-12-30-60-120-600-1200V
A.C. Voltage	3-6-15-60-150-300-600-900V
Resistance	500Ω-5-50-500kΩ
Accuracy	D.C. 2.5% A.C. 4% (of F.S.D.)

**PRICE** complete with test leads and fibreboard storage case **£9.50**  
Packing and postage £1.20



**TYPE U4323**  
**COMBINED WITH SPOT FREQUENCY OSCILLATOR**

Sensitivity	20,000Ω/V
Voltage ranges	2.5-1000V A.C./D.C.
Current ranges	0.05-500mA D.C. only
Resistance	5Ω-1MΩ
Accuracy	5% F.S.D.
Oscillator output	1kHz 50/50 squarewave 465KHz sinewave modulated by 1KHz squarewave

**PRICE**, in carrying case, complete with leads and manual **£8.00**  
Packing and postage £1.00



**TYPE U4341**  
**COMBINED MULTIMETER AND TRANSISTOR TESTER**

Sensitivity	16,700Ω/V D.C., 3,300Ω/V A.C.
Current	0.06-0.6-6-60-600mA D.C., 0.3-3-30-300mA A.C.
Voltage	0.3-1.5-6-30-60-150-300-900V D.C. 1.5-7.5-30-150-300-750V A.C.
Resistance	2-20-200kΩ-2MΩ
Transistors	Collector cut-off current 60µA max D.C. current gain 10.350 in two ranges

**PRICE**, complete with steel carrying case, test lead, battery and instruction manual **£9.50**  
Packing and Postage £1.50

THIS OFFER IS VALID ONLY FOR ORDERS ACCOMPANIED BY REMITTANCE WHICH SHOULD INCLUDE DELIVERY CHARGES AS INDICATED AND 15% V.A.T. ON THE TOTAL

OUR 1980 CATALOGUE/PRICE LIST OF VALVES, SEMICONDUCTORS AND PASSIVE COMPONENTS IS AVAILABLE. PLEASE SEND P.O. for £0.60 FOR YOUR COPY







# COMPUTER APPRECIATION

86 High Street, Betchingley, Redhill, Surrey RH1 4PA. Tel: Godstone (0883) 843221

**APPLE II MICROCOMPUTER SYSTEM** with 32K bytes, single floppy disc drive, colour board, 9 in. B/W monitor. CENTRONICS 101A 165 cps printer. **£1500.00.**  
**TELETYPE Model ASR 33.** Fully refurbished machines always available from stock. **£350.00.**  
**TELETYPE Model KSR 33.** Various options available at **£150.00.**  
**TELETYPE Model KSR 33.** Printing terminal RS232 and 20 mA version available. **£150.00.**  
**DATA DYNAMICS Model ASR 390 terminal.** RS232 interface. Under 500 hours on clock. **£425.00.**  
**OLIVETTI Model 318 terminal** with RS232 interface and reader/punch. ASCII coded with high quality upper case printout. Free stand and accessories. **£130.00.**  
**OLIVETTI Model 328.** As above but refurbished and with excellent quality upper/lower case. With stand and RS232 interface. **£250.00.**  
**ITEL Model 1051 Terminal.** With golfball typewriter, tape reader/punch and RS232 interface. NEW LOW PRICE **£375.00**  
**ITEL Model 841.** Similar, but WITHOUT interface. **£250.00.**  
**G.E. TERMIPRINTER.** 30 cps Terminal featuring RS232 interface. **£325.00.**  
**TEXAS Silent 700 Terminal.** **£350.00.**  
**DIABLO HyType daisy-wheel printer** with serial interface and paper tractors. **£650.00.**  
**IBM Model 735 Selectric I/O (Golfball) typewriter.** **£195.00.**  
**ODHNER accounting machine** incorporating BRAND NEW correspondence coded IBM Selectric 72 typewriter. **£175.00.**  
**CDC VDU** with RS232 interface, printer output, 12 x 80 display. **£145.00.**



**RECORDING DESIGNS Ltd.** Model MTD 10510 7-track NRZI Tape Drive. BRAND NEW in original box with accessories etc. **£450.00.**  
**PERTEC Model 6640-9-25 9-track P.E. tape drive.** **£495.00.**  
**CALCOMP T80** exchangeable disc drive of 80/megabyte capacity. In ex-demo condition (current list price £4,000). **£975.00.**  
**DIABLO Model 31** high density (2.5 mbyte) cartridge disc drives now available. These are directly compatible with the DIGITAL RK05 and will cable directly to most RK11 type controllers for PDP/LSI 11. Fixed and removable both available at **£495.00** and **£650.00** respectively.  
**VERMONT Model 1004-S Memory Drum.** **£75.00.**  
**UNIT DATA INCREMENTAL MAGTAPE RECORDER/REPRODUCER.** **£50.00.**  
**RENA Matrix printer.** ASCII code, 132 column, 120 cps. **£275.00.**  
**PRINTEC Model 100 LINE PRINTER.** 100 cps. Parallel TTL interface and ASCII code. **£195.00.**  
**CENTRONICS Model 101A printer.** With standard and serial interface. 165 cps operation. **£650.00.**  
**ICL 8K x 12 MOS memory cards.** BRAND NEW. **£35.00.**  
**GNT 50 cps compact desk top tape punch.** **£75.00.**  
**MOTOROLA 80 col. card reader** with RS232 interface. **£150.00.**

★ Callers welcome, but by appointment please  
 ★ We are always keen to bid for good used equipment  
 ★ VAT and carriage extra all items

**TELEPRINTER TYPE 7B:** Pageprinter 24v, d.c. power supply. Speed 50 bauds per min. S/hand good cond. (no parts broken) £23.00 or GPO model, as above except motor 110/230v. a.c. £28.75. GPO model also available in "as new" unused condition £40.25. Carriage for any type £8.30.  
**AUTO TRANSFORMER:** 230/115v 50 c/s 1000 watts. Mounted in strong steel case 5" X 6 1/4" X 7". Bitumen impregnated. £17.25 + carriage.  
**TRANSISTORISED 3cm RADAR AMPLIFIER SWITCH:** with 24v waveguide switch, 9 x 4cm ins. with crystal CV.2355 and spark gap VX.1046. £17.25 + £1.00 post.  
**INSULATION TEST SET 0 to 10KV,** negative earth, with Ionisation Amplifier, 100/230 Volts. AC £48.87 + carr.  
**BC-221 FREQUENCY METER:** 125-20,000kc/s complete with original calibration charts £24.15 + carr.  
**ROTARY INVERTER TYPE PE-218E:** Input 24-28v. DC 80 amps, 4,800rpm. Output 11v. AC 13 amp 400c/s. 1Ph. P.F.9. £23.00 + carr.  
**RECTIFIER UNIT:** 200-250v AC input, 24v. DC at 26 amps output continuous rating. £40.25 + carr.  
**MARCONI PLUG-IN TIME BASE UNIT TM6967** £54.  
**RESONATOR PERFORMANCE CTC 424 8.5 to 9.0 kmc/s** 3 cm £80.50 + post £2.00.  
**INVERTER 24v.** DC input 400 cycles 1pH 6600 r.p.m. 200v. peak £8.05 + £2.00 post.  
**OXYGEN BOTTLE 1800lb.** w.p. £11.50 + carr.  
**NOISE SOURCE UNIT** with CV.1881 noise source mount. Produces thermal poise 15.5dB 200/250v. AC £80.50.  
**MUIRHEAD D514 T.M.S.:** 12v. DC or 100-250v. AC volts input. Range 100-40,000Hz. £17.25 + carr.  
**STORNO TRANSMITTER COF. 632.** 250v. AC 79-450 MHz Tx only base station. £172.50.  
**HS33 HEADSET.** Low Imp. £5.35 + 75p post.  
**MUIRHEAD DECADE OSCILLATOR TYPE 890D:** £92.00 + carr. £5.00.  
**SIEMENS POWER METER REL3U/84/A1b:** 0-12kmHz 1mw 500mw 6 ranges. 0.17dB 50 ohms. £92.00 + carr.  
**CV.1596 CATHODE RAY TUBE:** (09D, 09G), 4" screen, green electrostatic base B12B, HT1200 volts, heater 4 volts £11.50.  
**RADAR RECEIVING ANTENNA TYPE X443 Mk.D:** Suitable for detecting signals on X, K, J and Q bands. 9g Hz-60g Hz. Complete with waveguide horns, associated crystals. Transistorised amplifier and geared motor, etc. £143.75.  
**VACUUM & PRESSURE SEAL TEST EQUIPMENT:** Complete with 2 x 4" gauges indicating 0.20lbs p.s.i. 0-30lbs vacuum. With stand, hand pump, etc. £34.50 + carr.

# PCB's & CONTACTS CLEANED WITHOUT WATER OR POWDER USING FYBRGLASS BRUSHES

by  
**RUSH**



## ERASER INTERNATIONAL LTD.

Unit M, Portway Industrial Estate  
Andover, Hants, SP10 3LU  
Tel. 0264 51347

WW-080 FOR FURTHER DETAILS

## W. MILLS

The Maltings, Station Road  
SAWBRIDGEWORTH, Herts.  
Tel: Bishop's Stortford (0279) 725872

Rectifier bridges 35 amps 800 volts for sale, suitable for full wave rectification of AC voltages up to 400. Price £3.60 each.  
 Diodes 10 A 600 volts ..... £1.00  
 Diodes 40 A 600 volts ..... £3.00  
 Thyristor 8 A 600 volts ..... £2.00  
 Thyristors 24 A 800 volts ..... £6.00  
 Also thyristors, diodes, and stacks up to 550 amps 1200 volts in stock with control cards if required.  
 AC power regulators for regulating 250 V AC input. Output 0 to 250 V AC at 10, 20, 40, 80, 120, 240, 500 amps. Also DC power regulators at any voltage and current from 250 or 415 volts input. Outputs 0 to 6 to 0 to 400 volts DC at 10, 20, 40, 80, 100, 200, 500, 1000 amps.  
 Regulators supplied with semiconductor fuse.  
 Triac AC regulators 240 volts 0-10 amps with control potentiometer ..... £28.00

TEL: A. T. WORTLEY  
**W CONTROLS**  
8 ENDERBY RD., BLABY, LEICESTER (0533) 773577

WW - 097 FOR FURTHER DETAILS



## MOVING COIL PREAMPLIFIER

A well-researched mains powered preamplifier offering optimum performance from all low impedance cartridges. It has switchable cartridge load/capacitance and resistance and unrivalled distortion and noise performance. The unit is pictured here with the high quality RIAA equalisation amplifier **Stereo Disc Amplifier 3**.

Please ring or write for extensive specification leaflets.

**Dominus** P.O. Box 1  
Cranleigh, Surrey GU6 7JF. Tel. 04866 6477



## S-2020TA STEREO TUNER/AMPLIFIER KIT

**NOW WITH BIFET OP AMPS**

*A high-quality push-button FM Varicap Stereo Tuner combined with a 24W r.m.s. per channel Stereo Amplifier.*

**Brief Spec.** Amplifier Low field Toroidal transformer, Mag. input, Tape In/Out facility (for noise reduction unit, etc.) THD less than 0.1% at 20W into 8 ohms. **High Slew Rate.** Low noise op. amps used throughout. Power on/off FET transient protection. All sockets, fuses, etc., are PC mounted for ease of assembly. Tuner section uses 3302 FET module requiring no RF alignment, ceramic IF, INTERSTATION MUTE, and phase-locked IC stereo decoder, LED tuning and stereo indicators. Tuning range 88-104MHz, 30dB mono S/N @ 1.2µV. THD 0.3%. Pre-coder 'birdy' filter.

**PRICE: £59.95 + VAT**



## NELSON-JONES Mk. 2 STEREO FM TUNER KIT

*A very high performance tuner with dual gate MOSFET RF and Mixer ready built front end, triple gang varicap tuning, linear phase I.F. and 3 state MPX decoder.*

**PRICE: £69.95 + VAT**



## NRDC-AMBISONIC UHJ SURROUND SOUND DECODER



The **first ever** kit specially produced by Integrex for this British NRDC backed surround sound system which is the result of 7 years' research by the Ambisonic team. W.W. July, Aug., '77. The unit is designed to decode not only UHJ but virtually all other 'quadro-phantic' systems (Not CD4), including the new BBC HJ. 10 input selections. The decoder is linear throughout and does not rely on listener fatiguing logic enhancement techniques. Both 2 or 2 input signals and 4 or 6 output signals are provided in this most versatile unit. Complete with mains power supply, wooden cabinet, panel, knobs, etc.

Complete kit, including licence fee **£49.50 + VAT** or ready built and tested **£67.50 + VAT**

## S5050A STEREO AMP Very high performance kit

50 watts rms/channel. 0.015% THD. S/N 90 dB, Mags/n 80 dB. Output device rating 360w per channel. Tone cancel switch. 2 tape monitor switches. Metal case — comprehensive heatsinks.

Complete kit only **£63.90 + VAT**



(Also available our 20w/ch BIFET SZ020 Amp)

## INTRUDER 1 Mk. 2 RADAR ALARM

With Home Office Type approval

The original "Wireless World" published Intruder 1 has been re-designed by Integrex to incorporate several new features, along with improved performance. The kit is even easier to build. The internal audible alarm turns off after approximately 40 seconds and the unit re-arms. 240V ac mains or 12V battery operated. Disguised as a hard-backed book. Detection range up to 45 feet. Internal mains rated voltage free contacts for external bells etc.

Complete kit **£49.50** plus VAT, or ready built and tested **£64.50** plus VAT.

# Wireless World Dolby noise reducer

Trademark of Dolby Laboratories Inc.



Complete Kit **PRICE: £43.90 + VAT** (3 head model available)

Also available ready built and tested

Calibration tapes are available for open-reel use and for cassette (specify which)

Single channel plug-in Dolby (TM) PROCESSOR BOARDS (92 x 87mm) with gold plated contacts and all components

### Typical performance

Noise reduction better than 9dB weighted. Clipping level 16.5dB above Dolby level (measured at 1% third harmonic content)

Harmonic distortion 0.1% at Dolby level typically 0.05% over most of band, rising to a maximum of 0.12%

Signal-to-noise ratio: 75dB (20Hz to 20kHz, signal at Dolby level) at Monitor output

Dynamic range > 90dB


30mV sensitivity

**Price £59.40 + VAT**

**Price £2.40 + VAT**

**Price £9.00 + VAT**

We guarantee full after-sales technical and servicing facilities on all our kits, have you checked that these services are available from other suppliers?



All kits are carriage free

# INTEGREX LIMITED

Please send SAE for complete lists and specifications

**Portwood Industrial Estate, Church Gresley, Burton-on-Trent, Staffs DE11 9PT**

**Burton-on-Trent (0283) 215432 Telex 377106**



ASCENSION ISLAND YUGOSLAVIA UNITED STATES OF AMERICA JORDAN GREECE INDIA GUYANA PORTUGAL FALKLAND ISLANDS UNITED ARAB EMIRATES JAMAICA HOLLAND KENYA

EIRE GRENADA SAUDI ARABIA NEW ZEALAND NORWAY SINGAPORE ICELAND SWEDEN MALAYA INDONESIA BRAZIL SWITZERLAND ZAMBIA GIBRALTAR CHILE SPAIN

# ELECTRONIC KITS OF DISTINCTION FROM **POWERTRAN**

## DE LUXE EASY TO BUILD LINSLEY-HOOD 75W STEREO AMPLIFIER £99.30 + VAT




This easy to build version of our world-wide acclaimed 75W amplifier kit based upon circuit boards interconnected with gold plated contacts resulting in minimal wiring and construction delightfully straightforward. The design was published in Hi-Fi News and Record Review and features include rumble filter, variable scratch filter, versatile tone controls and tape monitoring whilst distortion is less than 0.01%.

## WIRELESS WORLD FM TUNER £70.20 + VAT

A pre-aligned front-end module makes this Wireless World published design very simple to construct and adjust without special instruments. Features include an excellent a.m. rejection push-button station selection as well as infinitely variable tuning and a phase locked loop stereo decoder, incorporating active filters for "birdy" suppression.

## LINSLEY-HOOD CASSETTE DECK £79.60 + VAT

This design, published in Wireless World, although straightforward and relatively low cost provides a very high standard of performance. There are separate record and replay amplifiers and switchable equalisation together with a choice of bias levels are also provided. The mechanism is the Goldring-Lenco CRV with electronic speed control.



# TRANSCENDENT 2000 SINGLE BOARD SYNTHESIZER

*As featured in Electronics Today International*



The kit includes fully finished metalwork, fully assembled solid teak cabinet, filter sweep pedal, professional quality components (all resistors either 2% metal oxide or 1/2% metal film) and it really is complete — right down to the last nut and bolt and last piece of wire! There is even a 13A plug in the kit — you need buy absolutely no more parts before plugging in and making great music! Virtually all the components are on the one professional quality fibre glass PCB printed with component locations. All the controls mount directly on the main board, all connections to the board are made with connector plugs and construction is so simple it can be built easily in a few evenings by almost anyone capable of neat soldering! When finished you will possess a synthesizer comparable in performance and quality with ready built units selling for between £500 and £700!

**COMPLETE KIT ONLY**  
**£168.50 + VAT!**

Comprehensive handbook supplied with all complete kits! This fully describes construction and tells you how to set up your synthesizer with nothing more than a multi-meter and a pair of ears!

Cabinet size 24.6"x15.7"x4.8" (rear) 3.4" (front)

## CHROMATHEQUE 5000 5-CHANNEL LIGHTING EFFECTS SYSTEM

This versatile system featured as a constructional article in ELECTRONICS TODAY INTERNATIONAL has 5 frequency channels with individual level controls on each channel. Control of the lights is comprehensive to say the least. You can run the unit as a straightforward sound-to-light or have it strobe all the lights at a speed dependent upon music level or front panel control setting or use the internal digital circuitry which produces some superb random and sequencing effects. Each channel handles up to 500W and as the kit is a single board design wiring is minimal and construction very straightforward.

Kit includes fully finished metalwork, fibreglass PCB, controls, wire, etc. — Complete right down to the last nut and bolt!


**COMPLETE KIT ONLY**  
**£49.50 + VAT**



Panel size 19.0"x3.5". Depth 7.3"

## MPA200 100W MIXER/AMPLIFIER

Featured as a constructional article in Electronics Today International the MPA 200 is an exceptionally low-priced but professionally finished general purpose, rugged, high-power amplifier which has an adaptable range of inputs such as disc, microphone, guitar, etc. There are 3 wide range tone controls and a master volume control. Mechanically the design is simplicity in the extreme with minimal wiring making construction very straightforward. Kit includes fully finished metalwork, fibreglass PCB's, controls, wire, etc. — Complete right down to the last nut and bolt!




Panel size 19.0"x3.5". Depth 7.3"

**COMPLETE KIT ONLY**  
**£49.90 + VAT**


Most kits also available as separate packs (e.g. P.C.B. component sets, hardware sets, etc.). Prices in FREE CATALOGUE.



**T20+20 AND T30+30  
20W, 30W AMPLIFIERS**



WWII TUNER



**SPECIAL PRICE FOR COMPLETE KIT £47.70 + VAT**

PRICES IN OUR FREE CATALOGUE

Following the success of our **Wireless World FM Tuner Kit** this cost reduced model was designed to complement the **T20+20** and **T30+30** amplifiers and the cabinet size, front panel format and electrical characteristics make this tuner compatible with either.

Designed by Texas engineers and described in *Practical Wireless*, the Texan was an immediate success. Now developed further in our laboratories to include a Toroidal transformer and additional improvements, the slimline **T20+20** delivers 20W rms per channel of true Hi-Fi at exceptionally low cost. The **easy to build** design is based on a single F/Glass PCB and features all the normal facilities found on quality amplifiers including scratch and rumble filters, adaptable input selector and headphones socket. In a follow-up article in *Practical Wireless* further modifications were suggested and these have been incorporated into the **T30+30**. These include RF interference filters and a tape monitor facility. Power output of this model is 30W rms per channel.


**SPECIAL PRICES FOR COMPLETE KITS**

**T20+20 KIT PRICE £33.10 + VAT**

**T30+30 KIT PRICE £38.40 + VAT**

AVAILABLE AS SEPARATE PACKS — PRICES IN OUR FREE CATALOGUE

**POWERTRAN SFMT TUNER**



**PRICE FOR COMPLETE KIT £35.90 + VAT**

AVAILABLE AS COMPLETE KIT ONLY

This is a simple, low cost design which can be constructed easily without special alignment equipment but which still gives a first-class output suitable for feeding any of our very popular amplifiers or any other high quality audio equipment. A phase-locked-loop is used for stereo decoding and controls include switchable afc, switchable muting and push-button channel selection (adjustable by controls on the front panel). This unit matches well with the **T20+20** and **T30+30** amplifiers.

**WE'VE MOVED!  
NEW FACTORY UP!  
PRICES DOWN!**

**INCREASED CAPACITY AT OUR BIG NEW FACTORY  
MEANS MANY PRICES DOWN! ALL OTHER FROZEN!**

Another superb design by synthesizer expert Tim Orr!

**TRANSCENDENT DPX**

As featured in *Electronics Today International* August, September October, 1979 issues

**DIGITALLY CONTROLLED, TOUCH SENSITIVE, POLYPHONIC, MULTI-VOICE SYNTHESIZER**

The Transcendent DPX is a really versatile new 5 octave keyboard instrument. There are two audio outputs which can be used simultaneously. On the first there is a beautiful harpsichord or reed sound — fully polyphonic i.e. you can play chords with as many notes as you like. On the second output there is a wide range of different voices, still fully polyphonic. It can be a straightforward piano or a honky tonk piano or even a mixture of the two! Alternatively you can play strings over the whole range of the keyboard or brass over the whole range of the keyboard or should you prefer — strings on the top of the keyboard and brass at the lower end (the keyboard is electronically split after the first two octaves) or vice versa or even a combination of strings and brass sounds simultaneously. And on all voices you can switch in circuitry to make the keyboard touch sensitive? The harder you press down a key the louder it sounds — just like an acoustic piano. The digitally controlled multiplexed system makes practical sensitivity with the complex dynamics law necessary for a high degree of realism. There is a master volume and tone control, a separate control for the brass sounds and also a vibrato circuit with variable depth control together with a variable delay control so that the vibrato comes in only after waiting a short time after the note is struck for even more realistic string sounds.



Cabinet size 36.3"x15.0"x5.0" (rear) 3.3" (front)  
Also available as separate packs — prices in free catalogue

**COMPLETE KIT ONLY £299.00 + VAT!**

To add interest to the sounds and make them more natural there is a chorus/ensemble unit which is a complex phasing system using CCD (charge coupled device) analogue delay lines. The overall effect of this is similar to that of several acoustic instruments playing the same piece of music. The ensemble circuitry can be switched in with either strong or mild effects. As the system is based on digital circuitry data can be easily taken to and from a computer (for storing and playing back accompaniment with or without pitch or key change, computer composing etc., etc.) and an interface socket (25 way D type) is provided for this purpose. Although the DPX is an advanced design using a very large amount of circuitry, much of it very sophisticated, the kit is mechanically extremely simple with excellent access to all the circuit boards which interconnect with multiway connectors, just four of which are removed to separate the keyboard circuitry and the panel circuitry from the main circuitry in the cabinet. The kit includes fully finished metalwork, solid teak cabinet, professional quality components (all resistors 2% metal oxide), nuts, bolts, etc., even a 13A plug — you need buy absolutely no more parts before plugging in and making great music! When finished you will possess an instrument comparable in performance and quality with ready-built units selling for over £1200!

**EXPORT A SPECIALITY!**

Our Export Department can readily despatch orders of any size to any country in the world. Some of the countries to which we sent kits last year are shown in this advertisement. To assist in estimating postal costs our catalogue gives the weights of all packs and kits. This will be sent free on request, by airmail, together with our "Export Postal Guide" which gives current postage prices. There is no minimum order charge. Prices the same as for U.K. customers but no Value Added Tax charged. Postage charged at actual cost plus £1 documentation and handling. Please send payment with order by Bank Draft, Postal Order, International Money Order or cheque drawn on an account in the U.K. Alternatively for orders over £500 we will accept Irrevocable Letter of Credit payable at sight in London.

**Value Added Tax not included in prices  
UK Carriage FREE**

**PRICE STABILITY.** Order with confidence! Irrespective of any price changes we will honour all prices in this advertisement until April 30th, 1980, if this month's advertisement is mentioned with your order.

Errors and VAT rate changes excluded.  
**U.K. ORDERS.** Subject to 15% surcharge for VAT. No charge is made for carriage. Or current rate if changed.

**SECURICOR DELIVERY:** For this optional service (U.K. mainland only) add £2.50 (VAT inclusive) per kit.

**SALES COUNTER:** If you prefer to collect your kit from the factory, call at Sales Counter. Open 9 a.m. to 12 & 1 p.m. to 4.30 p.m. Monday-Thursdays.

**QUALITY:** All components are brand new first grade full specification guaranteed devices. All resistors (except where stated as metal oxide) are low noise carbon film types. All printed circuit boards are fibreglass, drilled roller tinned.

**NEW FACTORY ON SAME INDUSTRIAL ESTATE  
ADDRESS AND PHONE NUMBER UNCHANGED**

**OUR CATALOGUE IS FREE! WRITE OR PHONE NOW!**

**POWERTRAN ELECTRONICS**  
PORTWAY INDUSTRIAL ESTATE ANDOVER  
ANDOVER, HANTS SP10 3NN (STD 0264) 64455

MUSCAT & OMAN  
FRANCE  
DENMARK  
GAMBIA  
AUSTRALIA  
HONG KONG  
NAURU  
GERMANY  
TUNISIA  
LUXEMBOURG  
NIGERIA  
FINLAND  
SOUTH AFRICA  
SOUTH AFRICA  
SLOVAKIA  
AUSTRIA

NEW GUINEA  
ISRAEL  
GUERNSEY  
CYPRUS  
BELGIUM  
UGANDA  
BRUNEI  
TRINIDAD  
SOUTH WEST AFRICA  
ITALY  
JAVA  
SIERRA LEONE  
WINDWARD ISLANDS  
CANADA  
MALTA




# TOTAL AMPLIFICATION FROM CRIMSON ELEKTRIK

WE NOW OFFER THE WIDEST RANGE OF SOUND PRODUCTS —

**STEREO PRE-AMPLIFIER**



**POWER AMPLIFIER MODULE**



**CPR 1 — THE ADVANCED PRE-AMPLIFIER.** The best pre-amplifier in the U.K. The superiority of the CPR 1 is probably the disc stage. The overload margin is a superb 40dB, this together with the high slewing rate ensures clean top, even with high output cartridges tracking heavily modulated records. Common-mode distortion is eliminated by an unusual design. R.I.A.A. is accurate to 1dB; signal to noise ratio is 70dB relative to 3.5mV; distortion < .005% at 30dB overload 20kHz.

Following this stage is the flat gain/balance stage to bring tape, tuner, etc. up to power amp. signal levels. Signal to noise ratio 86dB; slew-rate 3V/uS; T.H.D. 20Hz—20kHz<0.08% at any level.

F.E.T. muting. No controls are fitted. There is no provision for tone controls. CPR 1 size is 138x80x20mm. Supply to be ± 15 volts.

**MC 1 — PRE-PRE-AMPLIFIER.** Suitable for nearly all moving-coil cartridges. Sensitivity 70/170uV switchable on the p.c.b. This module brings signals from the now popular low output moving-coil cartridges up to 3.5mV (typical signal required by most pre-amp disc inputs). Can be powered from a 9V battery or from our REG 1 regulator board.

**XO2:XO3 — ACTIVE CROSSOVERS.** XO2 — two way, XO3 — three way. Slope 24dB/octave. Crossover points set to order within 10%.

**REG 1 — POWER SUPPLY.** The regulator module REG 1 provides 15.0-15v to power the CPR 1 and MC 1. It can be used with any of our power amp supplies or our small transformer TR 6. The power amp kit will accommodate it.


**POWER AMPLIFIERS.** It would be pointless to list in so small a space the number of recording studios, educational and government establishments, etc., who have been using CRIMSON amps satisfactorily for quite some time. We have a reputation for the highest quality at the lowest prices. The power amp is available in five types, they all have the same specification. T.H.D. typically 0.1% any power 1kHz 8 ohms. T.I.D. insignificant, slew rate limit 25V/uS; signal to noise ratio 110dB; frequency response 10Hz-35kHz. — 3dB, stability unconditional, protection drives any load safely; sensitivity 775mV (250mV or 100mV on request), size 120 x 80-25mm.

**POWER SUPPLIES.** We produce suitable power supplies which use our superb TOROIDAL transformers only 50mm high with a 120-240 primary and single bolt fixing (includes capacitors/bridge rectifier).

**POWER AMPLIFIER KIT.** The kit includes all metalwork, heatsinks and hardware to house any two of our power amp modules plus a power supply. It is contemporarily styled and its quality is consistent with that of our other products. Comprehensive instructions and full back-up services enable a novice to build it with confidence in a few hours.

**PRE-AMP KIT**

This includes all metalwork, pots, knobs, etc., to make a complete pre-amp with the CPR1(S) module and the MC1(S) module if required.



**POWER AMPLIFIER MODULES**

CE 608 60W/8 ohms 35-0-35v	£19.52
CE 1004 100W/4 ohms 35-0-35v	£23.02
CE 1008 100W/8 ohms 45-0-45v	£25.98
CE 1704 170W/4 ohms 45-0-45v	£31.00
CE 1708 170W/8 ohms 60-0-60v	£33.97

**TOROIDAL POWER SUPPLIES**

CPS1 for 2xCE 608 or 2xCE 1004	£16.58
CPS2 for 2xCE 1004 or 2/4xCE 608	£18.80
CPS3 for 2xCE 1008 or 1xCE 1704	£19.75
CPS4 for 1xCE 1008	£17.12
CPS5 for 1xCE 1708	£24.15
CPS6 for 2xCE 1704 or 2xCE 1708	£25.63

**HEATSINKS**

Light duty, 50mm, 2 C/W	£1.44
Medium power, 100mm, 1.4 C/W	£2.35
Disco/group, 150mm, 1.1 C/W	£3.04
Fan, 80mm, state 120 or 240v	£19.70
Fan mounted on two drilled 100mm heatsinks 2x4 C/W, 65 max. with two 170W modules	£31.05

**THERMAL CUT-OFF, 70°C** £1.54

**POWER AMP KIT £35.03**

**PRE-AMPS**

These are available in two versions — one uses standard components, and the other (the S), uses MO resistors where necessary and tantalum capacitors.

CPR 1	£31.85
MC 1	£21.28
CPR 1S	£40.87
MC 1S	£33.17

**ACTIVE CROSSOVERS**

XO2	£15.18
XO3	£23.58

**POWER SUPPLY**

REG1	£6.90	TR6	£1.97
------	-------	-----	-------

**PRE-AMP KIT £38.07**

**BRIDGE DRIVER, BD1**

Obtain up to 340W using 2x170W amps and this module. BD1 £5.75

**CRIMSON ELEKTRIK**

1A STAMFORD STREET, LEICESTER LE1 6NL. Tel. (0533) 553508  
U.K. — Please allow up to 21 days for delivery

All prices shown are UK only and include VAT and post. COD 90p extra. £100 limit. Export is no problem, please write for specific quote. Send large SAE or 3 International Reply Coupons for detailed information.  
Distributors: Down Hi-Fi & Video Centre, 66 Abbey Street, Bangor, N. Ireland. Badger Sound Services Ltd., 46 Wood Street, Lytham St. Anne's, Lancashire FY8 1QG.

WW—037 FOR FURTHER DETAILS

# CROPICO - A CERTAIN MEASURE OF PERFECTION


Cropico, established as one of Britains leading manufacturers of precision electrical measuring equipment, offer a wide range of instruments which have been proved for accuracy and performance throughout the world.

- |                                  |                                  |
|----------------------------------|----------------------------------|
| Resistance Boxes                 | D.C. Null Detectors              |
| Resistance Bridges               | Digital Temperature Indicators   |
| Resistance Standards             | Electronic Standard Cell         |
| D.C. Potentiometers              | Multimeters, Digital or Analogue |
| Thermocouple Reference Junctions | Wattmeters, Digital or Analogue  |
| Thermocouple Switches            | Insulation Test Sets             |
| Pt 100 Switches                  | Earth Resistance Meters          |
| Pt 100 Simulators                | Fluxmeters                       |
|                                  | And many more                    |

Cropico — Britains leading manufacturer, exporter and importer of precision electrical measuring equipment.

Request full details — Visitors Welcome

CROPICO LTD., Hampton Road,  
Croydon CR9 2RU  
Telephone: 01-684 4025 and 4094  
Cables: CROPICO-CROYDON  
Telex: 945632 CROPICO G




# CROPICO

WW—036 FOR FURTHER DETAILS



# Why Scopex?



4D-10B.

4S6

4D-25.

## There's a range of answers.

There's something every one of our scopes has in common. Great accuracy, tremendous reliability and keener pricing, plus free delivery on UK mainland.

Take the new 4D-10B. The fully stabilised power supply gives 3% accuracy. There's a XY facility using CMOS ICs for extra reliability, Z modulation for brightening or dimming the trace, 10MHz scan at full bandwidth over the full screen area, trace locate and TV field trigger. At £210.00\* it's astonishing value.

Or the 4D-25. A dual trace model with DC-25MHz bandwidth and 10mV/cm sensitivity. Signal delay allows you to trigger from and see the leading edge of any signal. Trigger level and slope are selected on one dual function control. 3% accuracy and still only £360.00\*.

Plus the 4S6 single beam 6MHz bandwidth model with easy to use controls. 10mV sensitivity and timebase range of 1 us to 100ms/cm. Lightweight, compact and a very good price. £144.00\*.

Return the coupon for full details of the range that gives you a lot more scope.

\*UK list price excluding VAT.



Scopex Sales,  
Pixmore Avenue, Letchworth, Herts SG6 1JJ.  
Tel: (04626) 72771.

Please send me full details of the Scopex range.

Name \_\_\_\_\_

Company \_\_\_\_\_

Address \_\_\_\_\_

\_\_\_\_\_

Tel: \_\_\_\_\_

WW 4/80

WW — 066 FOR FURTHER DETAILS



# Samson's

(ELECTRONICS) LTD.

9 & 10 CHAPEL ST., LONDON, N.W.1  
01-723 7851 01-262 5125  
ADJACENT TO EDGWARE ROAD MET. LINE STATION

PLEASE ADD 15% TO ALL ORDERS INC. CARR.  
CURRENT RANGE OF NEW L.T. TRANSFORMERS  
OPEN TYPE TAG CONNECTIONS  
ALL PRIMARIES 220-240v

Type	Sec Taps	Amps	Price	Carr
1	24-30-40-48-60v	12	£36.50	£2.00
2	24-30-40-48-60v	10	£31.50	£2.00
3	24-30-40-48-60v	8	£27.50	£1.75
4	24-30-40-48-60v	5	£18.75	£1.75
5	24-30-40-48-60v	3	£11.50	£1.25
6	24-30-40-48-60v	2	£7.50	£1.25

6-8-10-12-16-18-20-24-36-40-48-60v  
CAN BE OBTAINED FROM THE ABOVE RANGE

7	19-25-33-40-50v	10	£27.50	£2.00
8	19-25-33-40-50v	6	£19.50	£1.75
9	19-25-33-40-50v	3	£9.25	£1.25
10	19-25-33-40-50v	2	£7.75	£1.25

5-7-8-10-13-15-17-20-25-30-40-50v  
OR 25-0-25v OR 20-0-20v CAN BE  
OBTAINED FROM THE ABOVE RANGE

11	12-15-20-25-30v	10	£18.50	£1.75
12	12-15-20-25-30v	5	£10.50	£1.50
13	12-15-20-25-30v	2	£6.25	£1.25

3-4-5-6-8-9-10-12-15-18-20-24-30v  
OR 12-0-12v OR 15-0-15v CAN BE  
OBTAINED FROM THE ABOVE RANGE

14	12-24v	12v 60A, 24v 30A	£39.50	£3.50
15	12-24v	12v 30A, 24v 15A	£19.50	£2.00
16	12-24v	12v 20A, 24v 10A	£18.25	£2.00
17	12-24v	12v 10A, 24v 5A	£8.75	£1.50
18	12-24v	12v 4A, 24v 2A	£4.25	£1.25

### HEAVY DUTY OF TRANSFORMERS

Type OT28EL 100 watts, 3.75v, 7.5v, 15v, 1.75K CT, 4 EL34  
2x25 m/a dc max. £16.60, pp £1.25. Type OT29EL 50 watts,  
3.75v, 15v, 3.5K CT, rated 2x125 m/a dc max. £8.95, pp £1.

### LOW POWER LT TRANSFORMERS

Clamped, open frame tag connections  
All primaries 240v

Type	Sec Taps	Amps	Price	Post
1	15v twice	200m/a ea	£2.25	75p
2	6v twice	500m/a ea	£2.25	75p
3	6v twice	4 amps ea	£3.95	£1.00
4	6v twice	1 1/2 amps ea	£2.95	75p
5	8-9v twice	1 amp ea	£2.95	£1.00
6	10v twice	1/2 amp ea	£2.50	£1.00
7	12v twice	250m/a ea	£2.25	75p
8	12v twice	1/2 amp ea	£2.25	75p
9	12v twice	1 amp ea	£2.95	£1.00
10	24v CT	1/2 amp	£2.25	75p
11	30v CT	2 amps	£3.25	£1.00

**SPECIAL OFFER OF HIGH GRADE EX-COMPUTER AUTO TRANSFORMERS.**  
Conservatively rated by famous makers, perfect condition, fraction of list price. Open frame construction top panel connections. 4000 watts tapped 0-105-115-125-135-200, 215-230-240-260v £45, Carr. £4. 3000 watts £39.50, Carr. £4. 1500 watt £22.50, Carr. £3. 500 watts tapped 0-90-115-125-200-210-230-240-250v £8.50 pp £2.

### HEAVY DUTY ISOLATION TRANSFORMERS

240-240v up to 15 Amps  
Large selection available by famous makers. Fraction of list price. Please telephone for further details. 700 watt type PRI 200-240v sec 240v. Open frame, cable and connections. £12.50, Carr. £2.50. 240-110v 7.5 amps. Shrouded. Top panel connections. PRI tapped 200-210-220-230-240-250v. Sec tapped 90-100-110-120v £19.50, Carr. £4.

### DC SUPPLY UNITS

AC input 200-220-240v DC output 112v or 125v 3 amps, plus or minus 3% choke/capacitor smoothed. FW Selenium rectification. Unused computer surplus. Fraction of maker's price £27.50, Carr. £4. Size of open chassis. 15 x 9 1/2 ins.

### PULSE TRANSFORMERS

'C' core construction. Aeris design, code number 1579. Ratio 1-1.5kV. £4.50 pp £1.50.

### WOODEN 440v SP TRANSFORMERS

PRI 380-400-420-440v DC output 112v or 125v 15 amps potted type £4.50 pp £1.50. PRI 380-400-440v open frame type. Sec 240v 40VA £3.60 pp £1.50.

### RIPLEY TRANSFORMERS

PRI 115-230v Sec 24v 5 amps twice. Will give 24-0-24v, 24v 10A 48v 5A. Open frame type. Designed for drop-through mounting. Easily adapted for normal mounting. £8.50, PP£1.50.

### HT SMOOTHING CHOKES

Parmake potted types: 4.5H 280M/A £3.00 pp £1.50H 25M/A £1.50 pp 75p. 100H 75M/A £1.50 pp 75p. 15H 50M/A £1.50 pp 75p. 100H 10M/A £1.50 pp 75p. 1H 1 amp £3.75 pp £1.50. 15H 300M/A £4.80 pp £1.50. Swinging type 34H 80M/A-70H 35M/A £2.00 pp £1. Gardeners open frame. 130H 24M/A res 2350 OHM £2.00 pp 75p. 5H 350M/A £3.50 pp £1.

### HEAVY DUTY L.T. TRANSFORMERS

Pri 230-240v sec 76v 43.5 amps. Conservatively rated £37.50 carr. £5. Pri 415v sec 27v 55 amps will give 15.5v from 240v input £25 carr. £5. Both types ex equipment.

### AUTO STEPDOWN TRANSFORMERS FOR AMERICAN EQUIPMENT

240/110 volts 80-2250 watts. Regular stock line. Fully shrouded, fitted with American two or three pin socket outlets, and three core 240v mains load. Send S.A.E. for price list and further details. American plugs, sockets, adaptors also available.

### VARIABLE TRANSFORMERS

Input 240v output 0-250v 5 amp type £27.50 carr. £2. 2 1/2 amp type £18.75 carr. £1.50. Brand new regular stock line.

### LOW TENSION HIGH VOLTAGE INSULATION TRANSFORMERS

Pri 220-240v sec 2-0-2v 11 amps. 25KVDC WKG £3.50 carr. £2.00. Pri 220-240v sec 7v 25 amps 25 KVDC WKG. £20.00 carr. £4. Pri 220-240v sec 1.15-0-1.25v 30 amps and 6.3v 5.2 amps 5 KV DC WKG £6.00 carr. £2. Pri 220-240v sec 2.5v 35 amps and 0-4-5-6-3v. 12 amps 10KV AC WKG £25 carr. £4. High tension type Pri 230-240-250v + 5% sec 120-0-12v 1KVA. 15KV 0C KG £85.00, Carr. £5.

### AC240V BLOWERS

Ex-computer equipment, perfect condition, robustly housed in metal frame, overall size 11x7x7ins. Ir outlet size 4x3ins. Motor spec. 1300 rpm cont. rated, cap start, cap included with motor, quiet running £4.95 carr. £2.

### GRESSALL RHEOSTATS

Type H200 7 1/2in. dia. Fully enclosed 14500-0.12A 16110-0.15A 3250-0.24A 8500-0.28A £3.95 carr. £1. 4 1/2in. dia. 2000-0.10A £2.00 PP 50p.

### SAVE MONEY ON CARRIAGE CHARGES

We are open Mon.-Sat. 10-5 for collection, we are adjacent to Edgware Road, Met. Line Station London NW1. No parking problems. Please add 15% VAT including postage and carriage on all items to be sent.

### SPECIAL OFFER OF SURPLUS L.T. TRANSFORMERS BY FAMOUS MAKERS

**ALL PRIMARIES 220-240v**  
No 1 Gresham sec 4.3v 3 amps. Fully tropicalised open type wire connections. £3.95 pp £1.25  
No 2 Parmonka sec 30v 5 amps shrouded top connections £4.50 pp £1.50  
No 3 Pri 220-240v sec 36v 6a open type tag board connections £7.50 carr. £1.50. These transformers are ideal for amplifier power supplies. Two will give 36-0-36v 6 amps. Special offer for two £18 inc. carr. 8p9v twice 10c twice 12v twice

### LOW CURRENT L.T. TRANSFORMERS

No 1 sec 65v 2.2A and 30-0-30v 100 m/a tag connections £4 pp £1.25. No 2 sec 27v 3A tag connections £3.50 pp £1. No 3 sec 15-0-15v 2A tag connections £2.75 pp £1. No 4 sec tapped 3-9-12-27-30-36v 1.8 amps £3.95 pp £1. No 5 sec tapped 18-22-27v 250 m/a twice £2.75 pp £1. No 6 sec 24v 400 m/a twice £2.95 pp £1. No 7 sec 28v 28v 4v 250 m/a £1.95 pp 75p.

### HEAVY DUTY 'C' CORE L.T. TRANSFORMERS BRAND NEW

Fraction of makers' price  
Primaries 110-220-240v cont rating No 1 sec 12v 40 amps £22.50 carr. £3. No 2 sec 14v+3-11v 40 amps. Cont rating limited number £25.00 carr. £3.  
**POTTED TYPE TRANSFORMERS.** PRI 220-240v sec 70v. 1 amp and 30v. 1 amp £4.50 pp £1.50. PRI 22-240v sec tapped 24-30-32v. 2 amps £3.50 pp £1.50. PRI 220-240v sec 40-41-42-48-49-50 volts 10 amps conservatively rated, size 9 x 7 x 6in. £15.00 carr. £3.

### L.T. SMOOTHING CHOKES

Heavy duty open frame type. 24 m/h 45 amps. Terminal block connections. Size 8x8x8 £19.50 carr. £4. 'C' core types 10 m/h 25 amps £7.50 carr. £3. 10 m/h 7.7 amps £3.75 pp £1.25. 15 m/h 3.8 amps £3.50 pp £1.25. Potted types 13m/h 1.15 amps £1.75 pp 75p. 100 m/h 2 amps £3.50 pp £1. 4.8 m/h 10 amps open frame £3.50 pp £1. Swinging 'C' core type 10 m/h 4 amps-100 m/h 1/2 amp to £3.95 carr. £1.50. HT chokes 4H 250m/a £3 pp £1. 5H 150m/a £2 pp 75p. 15H 75m/a £1.50 pp 75p. 50H 25m/a £1.50 pp 75p.

### AC WKG BLOCK CAPACITORS BY FAMOUS MANUFACTURERS


MFD	Volts	Price
Q75	440vAC	50p
1	470vAC	60p
1.25	360vAC	85p
2	400vAC	75p
2.4	360vAC	75p
2.5	360vAC	75p
2.7+0.1	700vAC	£1.25
3	440vAC	£1.00
4	250vAC	£1.00
5	360vAC	£1.25
6	440vAC	£1.50
7.2	440vAC	£1.50
8.4	250vAC	£1.00

PP up to 2.5 MFD 25p, 2.7 to 15 MFD 50p +8% on total.

### HIGH VOLTAGE TRANSFORMERS

Pri 240v sec 2500v 0.11a primary is also tapped at 260-280 300-330-350-387v to one variation on sec open type table top connections brand new. Fraction of makers price. £15 carr. £3. Parmako potted type Pri 220-240v sec 1875v 60m/a and 500v 31m/a £8.50 carr. £2.

## TURNOVER PCB ASSEMBLY HOLDERS



- \* Mount PCB
- \* Insert components
- \* Close lid and turn holder over
- \* Components held by sponge lid
- \* Components legs ready for cutting, clenching and soldering

Adjustable for different board sizes.

Three sizes available for maximum board areas:  
270 x 220, 500 x 220, 750 x 220 mm

Antistatic models available

Component lead preforming equipment also available  
Demonstrations and catalogues on request

## ERASER INTERNATIONAL LTD.

PORTWAY INDUSTRIAL ESTATE  
ANDOVER, HANTS SP10 3LU

Tel: (0264) 51347

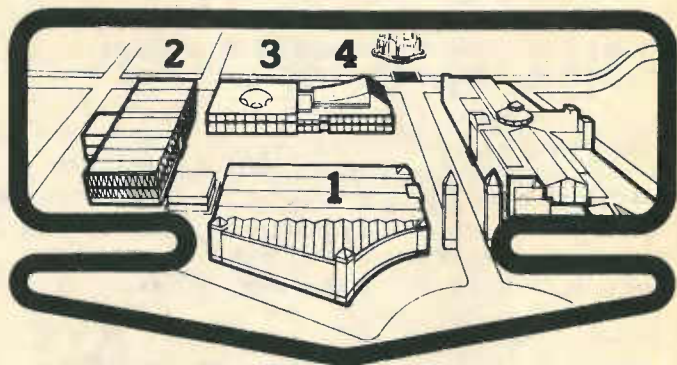
Telex: 477291

WW-079 FOR FURTHER DETAILS

# sonimag 18

XVIII INTERNATIONAL IMAGE, SOUND AND ELECTRONICS SHOW

## TO SEE AND HEAR



### 4 LARGE EXHIBITION PALACES DEALING WITH

- 1 Manufacturers of T.V., Radio, Hi-Fi Recording and play back equipment.
- 2 Components, Production Systems, Materials, Control Instruments, Security Systems, Communications (Professional, Radio hams).
- 3 Hi-fi, Sound and Vision, Recording, Musical Instruments and Spectacular lighting systems.
- 4 Symposia, Conventions, Meetings, Hi-Fi and Video demonstrations.

FAIR GROUNDS: BARCELONA (SPAIN) 29th september, 5th october, 1980  
Trade visitors: 29th, 30th september and 1st october - General Public: 2nd, 3rd, 4th and 5th october

INFORMATION: Avda. M.<sup>a</sup> Cristina, s/n. - BARCELONA-4 (Spain) Tel. 223 31 01  
Telex 50458 FOIMB-E



# SERVICE TRADING CO

## FT3 NEON FLASH TUBE

High intensity, multi turn, high voltage neon glow discharge flash tube. Designed for ignition tuning, etc. £1.50 P&P 25p (£2.01 inc. VAT). 3 for £3. P&P 50p (£4.03 inc. VAT & P).

## WHY PAY MORE?!

**MULTI RANGE METERS Type MF15A.** AC/DC volts 10, 50, 250, 500, 1000. Ma. 0-5, 0-10, 0-100. Sensitivity 2000V. 24 ranges, dimensions 133x93x46mm. Price £7.00 plus 50p P&P (£8.63 inc. VAT & P).



## TRIAC.

Raytheon tag symmetrical Triac. Type Tag 250/500V 10 amp 500 piv. Glass passivated plastic triac. Swiss precision product for long term reliability £1.25 P&P 10p (£1.55 inc. VAT & P) (inclusive of date and application sheet). Suitable Diac 22p.

## MERCURY SWITCH

Size 27m x 5mm. 10 for £5.00 P&P 30p, total including VAT £6.10. Min. quantity 10. Heavy duty type 36 x 15 x 10mm. Minimum quantity 10. £7.50 post paid (£8.83 inc. VAT & P). N.M.S.



## 230 VOLT AC FAN ASSEMBLY

Powerful continuously rated AC motor complete with 5 blade 6 1/2" or 4 blade 3" aluminium fan. New reduced price £3.00 P&P 65p (£4.20 inc. VAT & P). N.M.S.



## 21-WAY SELECTOR SWITCH with reset coil

The ingenious electro mechanical device can be switched up to 21 positions and can be reset from any position by energising the reset coil. 230/240V AC operation. Unit is mounted on strong chassis. Complete with cover. Price £5.50 P&P 75p (£7.19 inc. VAT & P). N.M.S.



## A.E.G. CONTACTOR

Type LS6/L11. Coil 240V 50Hz. Contacts — 3 make: 600V, 20 amp. 1 break: 600V, 20 amp. Price: £5.50 + 50p P&P (£6.90 inc. VAT & P). N.M.S.

## ARROW-HART MAINS CONTACTOR

Cat. No. 130A30 Coil 250V or 500V AC. Contacts, 3 make 50 amp up to 660V AC 20hp at 440V 3 phase 50Hz. Price £7.75 + P&P £1.00 (Total inc. VAT & P £10.66). N.M.S.

## SMITH BLOWER

Type FFB.1706. Small quiet smooth running. 240V AC operation. Output aperture 45 x 40cm. Overall size 135 x 165mm. Flange mounting. Price: £4.25 P&P 75p. (£5.75 incl. VAT & P). N.M.S. Other types available SAE for details

## 24V DC BLOWER UNIT

USA made 24V DC 0.8 amp blower that operates well on 12V 0.4 amp DC producing 30 cu ft min at normal air pressure. Maximum housing dia 110mm, depth inc motor 75mm, nozzle length 19mm, dia 22mm. Ideal for cooling mobile equipment, car, caravan, etc. £4.50 P&P 75p (£6.04 inc. VAT & P). N.M.S.

## BLOWER/VACUUM PUMP

3 phase AC motor, 220/250V or 380/440V, 1,425 rpm 1/2 hp cont. Direct coupled to William Allday Alcosa carbon vane blower/vacuum pump. 0.9 cfm 8 hg. Price £22.00 P&P £2.00 (£27.60 inc. VAT & P). N.M.S.

## MINIATURE UNISELECTOR

12V 11 way 4 bank (3 non-bridging, 1 homing). £3.00 P&P 35p (£3.85 inc. VAT & P).



## MICRO SWITCHES

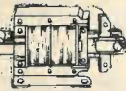
Miniature roller micro switch. 5A C/D contacts. Mf. by Bonello. Price: 10 for £2.00. P&P 25p Total incl. VAT & P £2.59. As above less roller 10 for £1.80. P&P 25p. Total incl. VAT & P £2.36.



DP C/O lever m/switch mfg. by Cherry Co. USA. Precious metal, low resistance contacts. 10 for £2.50. P.&P. 30p Total inc. VAT £3.22 (min 10). N.M.S.

## HEAVY DUTY SOLENOID

Mfg. by Magnetic Devices. 240V AC. Intermittent operation. Approx. 20lb pull at 1.25in. Ex. equip. Tested. Price £4.75 P&P 75p (£6.33 inc. VAT & P). R & T.



## TYPE AG/TG

18-24V DC 70 ohm Coil Solenoid. Push or Pull. Adjustable travel to 3/16in. Fitted with mounting brackets and spark suppressor. Size: 100x65x25mm. Price: 3 for £2.40 P&P 30p (min. 3 off) (£3.10 inc. VAT & P)

## INSULATION TESTERS (NEW)

Test to IEE spec. Rugged metal construction, suitable for bench or field work, constant speed clutch. Size L. 8in, W. 4in, H. 6in, weight 6lb.



500 VOLTS 500 megohms £49.00 Post 80p (£57.27 inc. VAT & P)

1,000 VOLTS 1,000 megohms £55.00 Post 80p (£64.17 inc. VAT & P). SAE for leaflet.

## YET ANOTHER OUTSTANDING OFFER

New IMF D 600V Dubilier wire ended capacitors. 10 for £1.50 P&P 50p. (£2.30 inc. VAT & P&P). (Min. 10). N.M.S.

## VARIABLE VOLTAGE TRANSFORMERS

INPUT 230/240V a.c. 50/60 OUTPUT

VARIABLE 0—260V

200W 1 amp inc a.c. voltmeter	£14.50
0.5 KVA (2 1/2 amp MAX)	£17.00
1 KVA (5 amp MAX)	£22.50
2 KVA (10 amp MAX)	£37.00
3 KVA (15 amp MAX)	£45.50
5 KVA (25 amp MAX)	£74.00
10 KVA (50 amp MAX)	£168.00
17 KVA (75 amp MAX)	£260.00



All plus Carriage & VAT

## 3-PHASE VARIABLE VOLTAGE TRANSFORMERS

3 KVA (max. 15 amp)	£106.43
6 KVA (max. 30 amp)	£159.37
10 KVA (max. 50 amp)	£327.43

## LT TRANSFORMERS

13-0-13V at 1 amp £2.50 P&P 50p (£3.45 inc. VAT)  
0-4V/6V/24V/32V at 12 amp £18.50 P&P £1.90 (£23.46 inc. VAT & P)  
0.6V/12V at 20 amp £14.70 P&P £1.50 (inc. VAT £18.63)  
0-12V at 20 amp or 0-24V at 10 amp £12.00 P&P £1.50 (£15.53 inc. VAT & P)  
0.6V/12V at 10 amp £8.25 P&P £1.25 (inc. VAT £10.93)  
0-6V/12V/17V/18V/20V at 20 amp £19.00 P&P £1.50 (£23.58 inc. VAT & P)  
0-10V/17V/18V at 10 amp £10.50 P&P £1.50 (inc. VAT £13.80)

Other types in stock; phone for enquiries or send SAE for leaflet.

## POWER RHEOSTATS

New ceramic construction, vitreous enamel embedded winding, heavy duty brush assembly, continuously rated.

25 WATT 10, 25, 100, 150, 250, 500, 1k, 1.5k ohm £2.40 Post 20p (£2.99 inc. VAT & P). 50 WATT 250 ohm £2.90 Post 25p (£3.62 inc. VAT & P). 100 WATT 1/5/10/25/50/100/250/300/500/1k/1.5k/2.5k/5k ohm £5.90 Post 35p (£7.90 inc. VAT & P). Black Silver Skirted Knob calibrated in Nos 1-9, 1 1/2in dia brass bush. Ideal for above Rheostats 24p ea.

## STROBE! STROBE! STROBE!

**HY-LIGHT STROBE KIT Mk. IV**  
★ Latest type Xenon white light tube. Solid state timing and triggering circuit. 230/240V AC operation. Speed adjustable 1-20 fps. Designed for large rooms, halls, etc. Light output greater than many (so called 4 Joule) strobes. Price £22.00 post £1.00 (£27.03 inc. VAT & P).  
★ Specially designed case and reflector for Hy-Light £9.00 Post £1.00 (£12.08 inc. VAT & P).

★ **ULTRA VIOLET BLACK LIGHT FLUORESCENT TUBES**  
★ 4ft 40 watt £8.70 (callers only £10 inc. VAT). 2ft 20 watt £6.20. Post 75p (£7.99 inc. VAT & P). (For use in stan bi-pin fittings).  
★ Mini 12in 8 watt £2.80. Post 35p (£3.62 inc. VAT & P).  
★ 9in 6 watt £2.25 Post 35p (£2.99 inc. VAT & P).  
★ 6in 4 watt £2.25 Post 35p (£2.99 inc. VAT & P).  
★ Complete ballast unit for either 6", 9" or 12" tube 230V AC op. £3.50 plus P&P 45p (£4.54 inc. VAT & P). Also available for 12V DC op. £3.50 plus P&P 45p (£4.54 inc. VAT & P).  
★ 400 watt UV lamp and ballast complete £38.00. Post £3 (£47.73 inc. VAT & P). 400 watt UV lamp only £14.00. Post £1.50. (£17.83 inc. VAT & P).

## PROGRAMME TIMERS

240V AC operation. 12 cam model. £7.50 + 75p P&P (£9.49 inc. VAT).  
12 Cam Programmer Timers. 240V. A.C. op. Each Cam individually adjustable. Price £7.50 plus 75p p&p. (£9.49 inc. V.A.T.). Ditto, 6 adjustable 6 fixed cams. Price £8.00 plus 75p p&p (£9.76 inc. V.A.T.).

## REED SWITCHES

Size 28mmx4mm dia. Price: 10 for £1.00 + P&P 20p (total incl. VAT £1.38). 100 for £8.00 + P&P 30p (total incl. VAT £9.55).

## WIDE RANGE OF DISCO LIGHTING EQUIPMENT

SAE (Foolsap) for details  
**XENON FLASH GUN TUBES**  
Range of Xenon tubes available from stock. SAE for full details.

## RELAYS

Wide range of AC and DC relays available from stock. Phone or write in your enquiries.  
230/240V AC Relays: Arrow 2 c/o 15 amp £1.50 (£1.96 inc. VAT & P). T.E.C. open type 3 c/o 10 amp £1.10 (£1.50 inc. VAT & P).  
KMK1 Relay. 230V AC. 1 c/o. Open type 10 amp contact, mf. by "Keyswitch" 80p + 20p P & P (£1.15 inc. VAT). 5 for £3.75 post paid (£4.32 inc. VAT).  
DC Relays: Open type 9/12V 3 c/o 7 amp £1.00 (£1.38 inc. VAT & P) Sealed 12V 1 c/o to 7 amp octal base £1.00 (£1.38 inc. VAT & P) Sealed 12V 2 c/o 7 amp octal base £1.25 (£1.67 inc. VAT & P) Sealed 12V 3 c/o 7 amp 11-pin £1.35 (£1.78 inc. VAT & P) 24V Sealed 3 c/o 7 amp 11 pin £1.38 (£1.78 inc. VAT & P) (amps = contact rating) P&P on any relay 20p.

**Very special offer.** 0-12V DC, 2 make contacts, new TT3 for £1.75 plus 25p P&P (inc. VAT £2.30). Diamond H heavy duty AC relay 230/240V AC, two c/o contacts 25 amps res at 250V AC £2.50 P&P 50p (£3.45 inc. VAT + P&P) Special base 50p.

## METERS (New) — 90mm DIAMETER

AC Amp. Type 62T2. 0-1A, 0-5A, 0-20A. AC Volt. 0-15V, 0-300V DC Amp. Type 65C5. 0-2A, 0-10A, 0-20A, 0-50A. DC Volt. 0-15V, 0-30V. All types £3.50 ea + P&P (£4.60 incl. VAT). 0-50A DC, 0-100A DC. Price £5.00 + 50p P&P (£5.94 inc. VAT).




## GEARED MOTORS

4 1/2 rpm SIGMA motors approx. 35lb inch. 7 1/2 rpm KLAXON motors approx. 25lb inch. 28 rpm WYNSCALE motors approx. 20lb inch. 71 rpm WYNSCALE motors approx. 10lb inch. Above four scales are designed for 110V AC supplied with auto transformer for 240V AC operation £7.75 (P&P 75p). Total incl. VAT & P £9.78, N.M.S.  
18 rpm FHP 220/240 AC reversible torque. 14.5kg. Gear ratio 144—1. Brand new, including capacitors, mf. CITENCO. Price £14.25 + £1.25 P&P (£17.83 inc. VAT), N.M.S.  
30 rpm 230/240V AC 50lb. in. mf. PARVALUX. Price £15.00 + £1.50 P&P (£18.98 inc. VAT), N.M.S.



## 24V D.C. Reversible Motor

Paralux type SD12L, 24 D.C. shunt wound Motor. 133rpm. 65lbs. in. Gearbox ratio 30:1. Current 6-8 amp. Rating continuous. Will operate on reduced power and speed at 9V D.C. or less. Size Dia. 16mm, Width 150mm, Shaft dia. 16mm. Price £18.00 plus p&p £2.00. (£20.70 inc. VAT), N.M.S.  
100W Rheostat 1 ohm speed control available £5.90. (£5.79 inc. VAT).



100 rpm 110V AC 115lb. in. 50Hz. 2.8 amp. Single phase split capacitor. Immense power. Totally enclosed. Fan-cooled in-line gearbox Length 250mm. Dia. 135mm. Spindle dia. 15.5mm, length 145mm. Tested. Price £12.00 + £1.50 P&P (£16.93 inc. VAT), R. & T. Suitable Transformer for 230-240V op. Price £8.00 + 75p P&P (£10.05 inc. VAT).  
200 rpm 35lbs in 115V 50Hz. Price £18.00 + £1.50 P&P (£20.13 inc. VAT), N.M.S.  
Suitable Transformer for 230-240V AC. Price £8.00 + £1.00 P&P (£10.35 inc. VAT), N.M.S.  
12V DC type SD2 Shunt 1/30th ph continuously rated 4,000 rpm. Mf. PARVALUX. Price £10.00 + P&P (£12.35 inc. VAT), N.M.S.



1 RPM 230/240V. a.c. Synchronous geared Motor. mf. HAYDON. 2 RPM 230/240V. a.c. Synchronous geared Motor. Mf. CROUZET. Either type £2.90 + 30p P&P (£3.68 incl. VAT), N.M.S.  
1,400 rpm 115V. a.c. Motor. HP 1/30th continuously rated. Fitted with anti-vibration cradle mounting. Mf. FRACOM. Supplied complete with Transformer for 230/240V. a.c. operation. Price £10.00 + £1.00 P&P (£12.65 include VAT), N.M.S.

## COMPRESSOR

Precisely built USA. Horizontally opposed twin head diaphragm type producing 20lbs. Plus P.S.I. per head. 3.5 plus C.F.M. Output virtually pulse free. Powered by 110V A.C. motor size 30x23x15cm, weight 7 kilos. Price £24 P&P £2. (inc. VAT £29.90). Suitable transformer for 230/240V. A.C. £8.00 P&P £1.50 (inc. VAT £10.93). N.M.S.



## REDUCTION DRIVE GEARBOX

Ratio 72:1. Input spindle 1/4 x 1/2in. Output spindle 3/8 x 3/16in. long. Overall size approx: 120x98x68mm. All metal construction, ex-equip. tested. Price: £2.00 + 50p P&P (£2.88 inc. VAT & P)

## AC Wkg TUBULAR CAPACITORS

Fraction of maker's price. Motor start etc:			
1.5 mfd. 440V AC	80p	10 mfd. 400V AC	£1.75
2 mfd. 250V AC	60p	14 mfd. 400V AC	£3.00
2 mfd. 450V AC	75p	15 mfd. 250V AC	£1.50
2.2 mfd. 440V AC	75p	(block)	£1.50
3 mfd. 440V AC	£1.00	19 mfd. 280V AC	£2.00
4.1 mfd. 440V AC	£1.00	20 mfd. 250V AC	£2.25
5 mfd. 400V AC	£1.25	50 mfd. 370V (block)	£5.00
5.3 mfd. 160V AC	50p		
5.4 mfd. 250V AC	75p		
6.5 mfd. 280V AC	£1.00	P&P up to 2.5 mfd. 25p. 3 mfd. to 20 mfd. 50p. 50 mfd. £1.50.	
7.5 mfd. 200V AC	£1.00	All plus VAT.	
10 mfd. 250V AC	£1.00		

## 'VENNER TYPE' ERD TIME SWITCH

200/250V AC 30amp 2 on / 2 off every 24 hrs at any manually pre-set time. 36-hour spring reserve and day omitting device. Built to highest Electricity Board Specification. Price £9.00. P&P 75p (£11.21 inc. VAT). R&T.



## SANGAMO WESTON TIME SWITCH

Type S251 200/250V AC 2 on 2 off every 24 hours. 20 amps contacts with override switch, diameter 4" x 3", price £8.00 P&P 50p (£9.78 inc. VAT & P). Also available with solar dial. R & T.

## MINIATURE PROGRAMMER

Crouzet 1 rm, 115V AC Motor operating 2 Roller Micro switches (4 amp). Can be used on 240V AC with either 0.25 mfd 250V Condenser or 5.6K wirewound Resistor 7 watt supplied. Price £2.50 + 50p P&P. (£3.45 inc. VAT & P). N.M.S.

N.M.S. — New Manufacturers' Surplus  
R.&T. — Reconditioned and Tested

# SERVICE TRADING CO

57 BRIDGMAN ROAD CHISWICK LONDON W4 5BB 01 995 1560

Personal callers only  
9 Little Newport Street  
London WC2H 7JJ  
Phone 01-437 0576

All Mail Orders — Callers  
Ample parking  
Showroom open Monday-Friday

ACCOUNT CUSTOMERS MIN. ORDER £10



# ELECTRO-TECH COMPONENTS LTD.

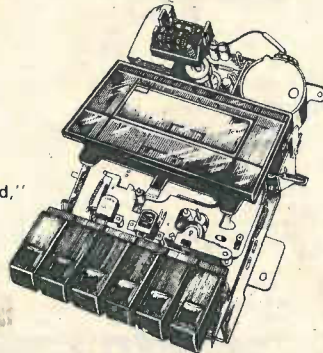
364 EDGWARE ROAD, LONDON, W.2. TEL: 01-723 5667

## JVC-VICTOR HIGH FIDELITY STEREO CASSETTE TRANSPORT MECHANISM

ELECTRO-TECH COMPONENTS have secured a very large quantity of cassette transport mechanisms, equipped with all the latest improvements, as well as "SEN-ALLOY" type 1.5 micron record/replay heads, and solenoid-controlled auto-stop action. These were manufactured by JVC/VICTOR of Japan to the high specification of TANDBERG OF NORWAY.

**FEATURES:**

- ★ Close-tolerance, high-quality, top loading transport
- ★ "Sen-Alloy" (SA type) R/P head
- ★ Solenoid-driven autostop circuit
- ★ Automatic head cleaning device
- ★ Air damped "soft" cassette eject
- ★ Miniature microswitches for switching
- ★ Pre-aligned heads and calibrated motor speed regulator built in
- ★ Three-digit tape position counter
- ★ Six-function keyboard controls: "Record," "Rewind," "Forward," "Play," "Stop/Eject," "Pause."
- ★ PCB connectors and cables attached
- ★ High-mass balanced flywheel with permanent lubrication spindle
- ★ Full specifications for motor, heads, and switches available on request. S.A.E. please.



**CHROME DIOXIDE CASSETTES**

Limited quantity only. Excellent quality little known brand (Italian). Satisfaction guaranteed. C90s only. Price per six (minimum quantity) **£6** inc. VAT. P&P 75p any quantity.

**FERRIC OXIDE CASSETTES**

Excellent quality (Italian) C120s only. Price per 6 (min. quantity) **£5** incl. VAT. P&P 75p any quantity. This offer only applies while stocks last

Price of above unit **£14.95 VAT Inc.**

Plus **£1 P&P**

Tradé and Export Enquiries Invited

Regular readers of WIRELESS WORLD will know of the original LINSLEY-HOOD CASSETTE DECK design, published in May 1976. Subsequent articles by Mr. Linsley-Hood have confirmed that the design far exceeded his original expectations, so much so that he published a number of improvements, modifications, and additional features to the original design, which are now incorporated in our:

### ★ CASSETTE DECK KIT BASED ON DESIGN OF MR. LINSLEY-HOOD ★

We have developed an outstanding stereo cassette kit with the aid of Mr. Linsley-Hood, to complement the improved specification and latest important advances in cassette electronics since the original design was published. The kit is ideal for use in conjunction with the JVC transport mechanism (above).

Included in the kit are two fibreglass PCB's, drilled and plated for immediate assembly, two VU meters, Dual LED Peak Meters, Variable Bias system, Power Supply, over 10 micro-circuit IC's for the most up-to-date performance, as well as monitoring amplifier, test and calibration cassette, etc.

**Price of Kit (without transport mech.) £35.95 VAT inc. plus £1.00 P&P**

Also available: A custom-designed case for the Kit, this is a fully screened enclosure, sloping panel, satin anodised, wood end panels, professional finish.

**Price of Case £9.75 VAT inc. plus £1.00 P&P.**

### HERE IT IS! THE BRAND NEW 8022A HAND-HELD DMM

- Consider the following features:
- 6 resistance ranges from 200 ohm-20 ohms
- 8 current ranges from 2mA-2A AC/DC
- 10 voltage ranges from 200 mv-1000v DC-200 mc-750V AC
- Pocket size — weighing only 370 gms.
- Full overload protection — will withstand 6kv spikes
- Rugged construction — virtually indestructible
- Meets tough military specs — drop proof
- In line, pushbutton operation for single-handed useage
- Incorporates low power CMOS chip for low power consumption
- All this plus a 2-year full guarantee



**For only £89** **SOFT CARRYING CASE**  
Carriage and Insurance £3 **£7 extra**

**Even more sophisticated the Fluke 8020A**  
Identical in most respects to the 8022A but in addition incorporates a conductance range from 2mS-200nS.

**Price £112**  
Carriage and insurance £3.00

A handsome soft carrying case is included (this model only)



**DIGITAL MULTIMETERS**

**BRAND NEW FROM FLUKE!!!**  
**NOW AVAILABLE**  
**THE 8024A HAND HELD DMM**


This model incorporates all the features of the 8020A but in addition has:

- A peak hold switch which can be used in AC or DC for volts and current functions.
- Audible continuity testing and level detection for sensing logic levels.
- A temperature (°C) range for use with a thermocouple.

**£135**  
Carriage and Insurance £3

The following accessories are in stock now

Y8008 Touch and Hold Probe	£18.00
80K-40 High Voltage Probe	£45.00
81RF RF Probe to 100 MHz	£32.00
80T-150C Temperature Probe (°C)	£55.00
801-600 Clamp-on AC Current Probe	£50.00



**8010A AND 8012A BENCH MODEL D.M.M.s**

The 8010A is a general purpose, bench/portable digital multimeter with more functions and features than ever offered for such a low price. Its companion, the 8012A, has identical characteristics except that it has two additional low resistance ranges, 2Ω and 20Ω to replace the 8010A's 10 ampere current range.  
The 8010A and 8012A feature:  
10 voltage ranges from 200mv - 1000v dc, 200mv - 75v ac.  
3 conductance ranges from 2mS - 200 nS.  
6 resistance ranges from 200Ω - 20MΩ - the 8012A has two additional resistance ranges 2Ω and 20Ω.  
10 current ranges from 200µA - 2A AC/DC — the 8010A has two additional current ranges 10A AC and 10A DC.

**8010A £159** **8012A £179**  
Carriage and Insurance £3

The 8010A is also available with two rechargeable Nicad size C batteries installed in option; — 01 at **£179.00.**

### LOW COST, AUTORANGING MULTI-FUNCTION COUNTER MODEL 1900A

- Autoranging in both frequency and period measurement modes
- Wide Frequency range — 5 Hz to 80 MHz
- High sensitivity — 25 mV, typically 15 mV
- Six digit LED display with leading zero suppression, automatic annunciation and overflow
- Optional internal battery pack providing 4 hours continuous operation
- Autoreset on all gate times, all function switches
- Four manually selected gate times providing resolution to 0.1 Hz
- Event counting to 10<sup>6</sup> events with overflow indicator
- Signal input conditioning with switchable 1 MHz low pass filter and attenuator
- Rugged moulded case with convenient tilting/carrying handle
- Optional parallel data output with decimal point and annunciation
- Traditional high Fluke quality
- Self check

**£175**  
Carriage and Insurance £3

**TE20D R.F. SIGNAL GENERATOR**



Accurately covers 120 KCS. To 500 MCS in 6 bands.  
Directly calibrated. Variable R.F. Attenuator 240v AC.  
Dimens. 140 x 215 x 170mm.

**£52.95**  
P.&P. £1.25



**TMK500 MULTITESTER 30,000 OPV**  
A sturdy and reliable instrument. Has internal buzzer.  
AC volts: 0 to 2.5, 10, 25, 100, 250, 500, 1000.

DC volts: 0 to 0.25, 1, 2.5, 10, 25, 100, 250, 1000. DC current: 0 to 50µa, 5 ma, 50 ma, 12 amp.  
Resistance: 0 to 6K, 60K, 6 meg, 60 meg.  
Decibels: —20 to +56 db.  
Short test internal buzzer.  
Size: 160 x 110 x 55 mm.

**£20.50** P.&P. 75p


### PLEASE ADD 15% VAT TO ALL ORDERS

**EXCEPT WHERE ITEMS MARKED "VAT INCLUDED."**  
**CALLERS WELCOME**

We are open 9 a.m.-6 p.m. Monday-Saturday  
We carry a very large selection of electronic components and electro-mechanical items.  
Special quotations on quantities



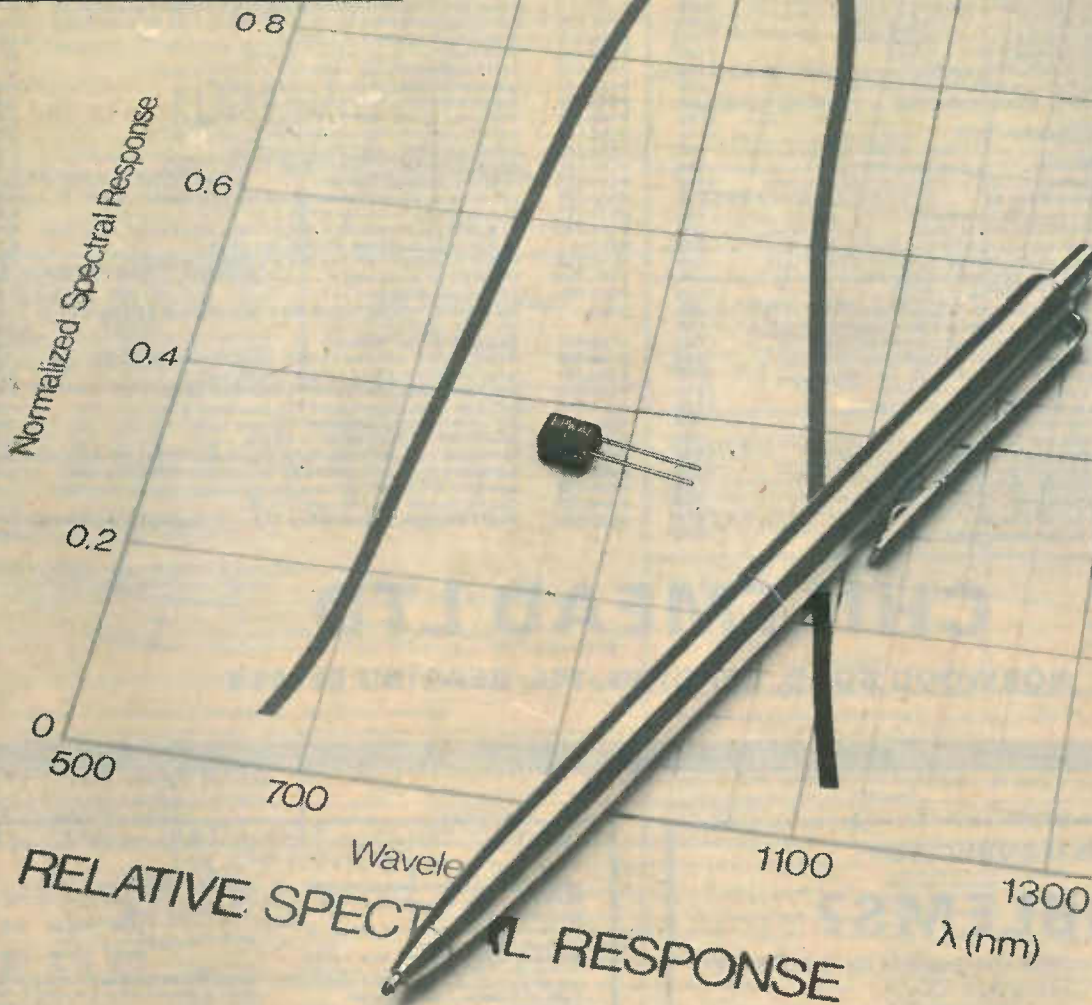
**IT 1/2 20,000 OPV**  
AC volts: 0 to 10, 50, 100, 500, 1000.  
DC volts: 0 to 5, 25, 50, 250, 500, 2500.  
DC current 0 to 50 µa.  
2.5 ma, 250 ma.  
Resistance: 0 to 6 K ohms, 6 meg ohms.  
Decibels: —20 to +22 db.  
Capacitance: 10 pf, 0.01 uf, 0.1 uf.  
Size: 4 1/2 x 3 1/4 x 1 inch.  
**£10.95**  
P.&P. 75p



**Y7206 EN 20,000 OPV**  
AC Volts: 0-10, 50, 250, 500, 1000.  
DC Volts: 0-0.5, 5, 25, 125, 250, 500, 1000.  
DC Current: 0-0.05, 5, 250 mA.  
Resistance: 0-3k ohms, 300k ohms, 3 meg ohms.  
Decibels: —20 — +63 db.  
Dims: 127 x 90 x 32 mm.  
**£10.95** P.&P. 75p



# Remote control is seeing red. Infra red with Ferranti BPW 41.



BPW41 is the new infra red detection response photodiode, from Ferranti. The important news is that we've built in a narrow band infra red transmissive filter that eliminates the need for separate filters and gives a very selective spectral response. Take a look at the curve, you'll see it peaking at 925 nm.

BPW41 offers a narrow spectral band width combined with broad

directional response, low junction capacitance for fast response, voltage variable response times, a  $7.5 \text{ mm}^2$  active area for increased sensitivity and virtual immunity to extraneous visible radiation.

With the kind of improved performance BPW 41 gives you, you could do more with your remote control system. Whatever you're into —

cordless telephones, TV channel selectors, toys, remote keyboards for VDU's, security or alarm systems — BPW 41 could solve a lot of your problems.

Pick up the phone (cordless or not) and ring 061-624 0515 or write to Opto-electronic Marketing, Ferranti Electronics Limited, Fields New Road, Chadderton, Oldham OL9 8NP.

**FERRANTI**  
Semiconductors



Item No.	Description	Price
3	TEKTRONIX SCOPE 7403N with TB & two 7A18 Plug-ins (4 trace)	£1,400
4	TEKTRONIX STORAGE SCOPE 5103N with 5A18 and 5810N Plug-ins	£900
P94	H.P. Scope type 180A DC-50MHZ. Dual TB	£450
P95	MARCONI 1/4 Sig. Gen TF2006 with 4 plug-ins. 10-1000MHZ	£1,200
P96	MARCONI 1/4 % UNIVERSAL BRIDGE TF1313	£450
P97	SIEMENS LEVEL METER 10KHZ-17MHZ D2006	£150
P98-99	SIEMENS LEVEL METER 10KHZ-17MHZ W2006	£150
P100	SIEMENS LEVEL METER D2072-100MHZ	£180
P101-102	HATFIELD SELECTIVE LEVEL METER type 1001 30HZ-30KHZ	£120
P103	HATFIELD UNIVERSAL mWTEST SET type 747	£80
P104-107	STC 74309B LEVEL MEASURING SET up to 1.6MHZ Various input impedances. As new	£150
P108-112	STC 74308A OSCILLATOR 30HZ-1.6MHZ. As new	£120
P113-114	BELL & HOWELL Black & white VIDEO MONITOR (has tuner)	£60
P1	SOLARTRON SCOPE CD1014.2 DB DC-6MHZ	£85
P2	PHILLIPS Scope PM3230 DB DC-10MHZ. Basically functions	£150
P4	PHILLIPS SCOPE GM655 SB	£35
P7	R&S Standard Attenuator BN18044/50	£60
P8	R&S Generator 3-600MHZ 8N4151/50	£75
P9	SALFORD Electrical Inst. Ltd type 18-52/20V	£30
P11	R&S RESONANCE FREQ. METER 30-500MHZ BN4312/2	£80
P56	TAYLOR TRANSISTOR TESTER MODEL 44	£15
P64	HARTLEY Scope type CT436 DB. DC-6MHZ	£120
P66	CRC GEN. type TBF GB860 Sine/Square/Triangular	£90
P69	B&K AUTO VIBRATION EXCITER CONTROL type 1016	£90
P70	B&K AUTO VIBRATION EXCITER CONTROL type 1018	£90
P71	B&K AUTO VIBRATION EXCITER CONTROL type 1019	£90
P73	ADVANCE Scope OS250 DC-10MHZ DB. Solid State	£225
P74	ADVANCE AC Voltmeter VM77E 1mV-300V	£100
P75	WOLKIE WOV & FLUTTER METER ME105	£175
P76	H.P. RMS Voltmeter 3400A	£150
P78-81	B&K RECORDERS type 2304	£75
P82	R&S UHF SIG GEN type SBR BN41027-2 1700-2700	£120
P83	H.P. SWEEP OSCILLATOR type 694A	£250
P85	SOLARTRON POWER UNIT 40V 5A Metered	£30
P87-89	ADVANCE SSG2B Sig Gen 150KHZ-220MHZ	£75
P90-91	ADVANCE H1E Signal Generator 15HZ-50KHZ	£70
P115-117	RADIOMETER WAVE ANALYSER type FRA	£80
P118-121	SIEMENS RECEIVER 30HZ-1MHZ	£35
P122	HATFIELD LEVEL OSCILLATOR type 1003	£120
P123	RADIOMETER LINEARITY TEST SET type CLT1	£250
P124	AIRMEC MILLIVOLTMETER type 301	£20
P125	PLESSEY POST OFFICE INTERCOM SET No 5A	£50
P126	PHILLIPS 278KHZ COMPARTOR	£80
P127	HIGH PASS FILTER SWITCHABLE 1.6-100MHZ by Anritsu	£40
P128-129	SIEMENS SWEEPER 0-7MHZ	£120
P130-131	SIEMENS SWEEPER 0-1.6MHZ	£140
P132-133	MARCONI X-Y Scope add-on TK2214	£80
P134-135	PSOPHOMETER type 7525	£60
P136-142	SIEMENS LEVEL METER 10KHZ-17 MHZ	£35
P143-148	SIEMENS LEVEL METER 0.2-1600KHZ	£35
P149-151	SIEMENS LEVEL OSCILLATOR 0.3-1200KHZ	£35
P152-155	SIEMENS LEVEL OSCILLATOR 0.2-1600KHZ	£35
P156-160	SIEMENS LEVEL METER 0.3-1200KHZ	£35
P161-162	SIEMENS LEVEL OSCILLATOR 10KHZ-17MHZ	£35
P163-166	SIEMENS LEVEL TRACER	£35
P167-170	WANDEL & GOLTERMAN LEVEL METER 10KHZ-14MHZ	£35
P171-172	W & G LEVEL TRANSMITTER 0.3-1350 KHZ	£35
P173-176	W & G LEVEL TRANSMITTER 10KHZ-14MHZ	£35
P177	W & G ATTENUATOR METER 10-100KHZ	£35
P178-180	W & G CARRIER FREQ LEVEL METER 0.3-1350KHZ	£35
P181-184	STC SWEEP ASSEMBLY — Low Frequency	£70
P185-186	STC PSOPHOMETER 74261A	£120
P187	HATFIELD TRANSISTORISED SELECTIVE LEVEL METER type SP07820 0-30KHZ	£150
P188-197	RECORD 3" Pen Recorders	£15
P198-206	RESISTANCE ATTENUATORS type MN54A by ANRITSU	£25
P207-211	HEATHKIT DECADE CAPACITANCE BOX DC-1	£12
P212-215	HEATHKIT DECADE RESISTANCE BOX DR-1U	£12
P216-219	DECADE INDUCTANCE BOX by Lionmount & Co	£10
P220	H.P. FREQUENCY CONVERTOR type 8729A	£150
P221	MARCONI ATTENUATOR TF1073A	£25
P222-223	SIEMENS VAR. ATTENUATOR 0-132db 2-10MHZ 150 & 75 ohms	£40
P224-225	SIEMENS VAR. ATTENUATOR 0-122db 0-100MHZ 75 ohms	£40
P226-228	BRYANS X-Y PLOTTER Complete need slight attention. No pens	£60
P229-234	CLARE FLASH TESTER type Q103B	£17
P235-238	FACIT MATRIX PRINTER Size 15 x 9 x 6" approx 80 Char line. As new	£155

# CHILTMHEAD LTD

NORWOOD ROAD, READING, TEL: READING 669656

## DESIGN/PRODUCTION

# PROBLEMS?

Suffer no more — contact the experts by dropping a line to:

**CODESPEED ELECTRONICS**  
P.O. Box 23, 34 Seafield Road  
Copnor, Portsmouth, Hants PO3 5BJ

We design and assemble equipment ranging from PCBs to complete systems. Long or short production runs, competitive prices with good delivery dates.

## 'IDEAS INTO REALITY'

WW—089 FOR FURTHER DETAILS

# FOTOLAK

## POSITIVE LIGHT SENSITIVE AEROSOL LACQUEL

Enables YOU to produce perfect printed circuits in minutes!  
Method: Spray cleaned board with lacquer. When dry, place positive master of required circuit on now sensitized surface. Expose to daylight, develop and etch. Any number of exact copies can of course be made from one master. Widely used in industry for prototype work.

FOTOLAK	£2.00	Pre-coated 1/16" Fibre-glass board	£1.50
Developer	30p	204mm x 114mm	£3.00
Ferric Chloride	50p	204mm x 228mm	£6.00
		408mm x 228mm	£9.00
		467mm x 305mm	£9.00

Plain Copper-clad Fibre-glass.	Single-sided	Double-sided
Approx. 3.18mm thick sq. ft.		£1.50
Approx. 2.00mm thick sq. ft.	£2.00	
Approx. 1.00mm thick sq. ft.	£1.50	£1.75

Clear Acetate Sheet for making master, 260mm x 260mm 12p

Postage and packing 65p per order. VAT 15% on total

**G. F. MILWARD ELECTRONIC COMPONENTS LIMITED**  
369 Alum Rock Road, Birmingham B8 3DR. Telephone: 021-327 2339

## QUANTITY PRICES — SAVE — SAVE — IMMEDIATE DELIVERY INCL. VAT

NEW STOCKS BELOW MANUFACTURERS' PRICES. Postage & packing add 50p per order.		MARRIOTT TAPE HEADS Quarter track	
Type	Each	Per 10	Per 100
SN74141N IC	50p ea.		
BCD Decimal Decoder-Driver	10 for 44p ea. 100 for 40p ea. 1,000 for 35p ea.		
DISPLAYS by Hewlett-Packard. Seven segment DL707 (6082-7750) 95p. Common anode half inch red display brand new in maker's cartons 6 for £5. 50 for 70p ea. 1,000 for 85p ea.			
TV SOUND. High quality sound through your hi-fi. Simply plug into your aerial socket. £8.50, as reviewed Popular Hi-Fi.			
BURROUGHS 8 DIGIT Panaplex calculator display 7 segment 0.25" digits. Neon type with red bevel socket and data. £1.95 ea. 10 for £17, 100 for £140.			
HONEYWELL PROXIMITY DETECTOR integral amplifier 8V DC £3.50 ea. 10 for £30.			
MULLARD TR8000. IC audio amplifier 95p ea. 10 for £8. 100 for £70. 500 for £300.			
RCA CA3088. FM IF £1.50, 10 for £12.			
RCA CA3090A. FM decoder £2.50, 10 for £20, 100 for £175.			
BU 205 TEXAS. £1.50 ea., 10 for £12, 100 for £100.			
2N3068 80V version T03 power 10 for £3.50, 100 for £28, 500 for £125, 1,000 for £200.			
BU208 Texas TV power transistors £1.75 ea., 10 for £15, 100 for £120, 1,000 for £1 ea.			
MC1310P-SN76115N FM stereo decoder £1.20 ea., 10 for £1 ea., 100 for 85p ea.			
MULLARD AD161-AD162 Matched pairs. 1 pair 80p, 10 pairs £8, 100 pairs £50. Cartons of 600 pairs £250 EX-STOCK.			
RADIATION DETECTORS Quartz Fibre Dosimeters. Pen type with clip with lens and scale 0-50R. Originally over £5. OUR PRICE 95p EACH. 10 for £8. 100 for £80. 1,000 for £500. ORP12 light dependent resistance Mini Type 2 for £1, 10 for £4, 100 for £35.			
TV TUNERS by Mullard UHF 38 mc size 3x4.2x4.1x4 £2.50 ea. 10 for £20, 100 for £175. 500 for £750. 1,000 for £1,250.			
MULLARD TUNER MODULES with data LP1171 combined AM/FM IF strip £3.50. LP 1179 FM front end with AM tuning gang, used with LP1171 £3.50. LP1171 and 79 pair £5.75, 10 pairs for £50, 100 pairs for £400.			
CA3085 RCA POSITIVE VARIABLE REG. 5volt 100mA amp variable 1.8-24V 55p ea. 10 for £5. 100 for £35. 1,000 for £300.			
MULLARD LP1187 AM tuner modules with circuit £2.50 ea., 10 for £20, 100 for £175.			
LUSTRAPHONE RIBBON MIKE £1.50, + pre amp on chassis 3x2x1in 10 for £12.50.			
TAA6818 (14 pin DIL) IC TV sound and FM amplifier-detector by ATEs on p.c. circuit board with other parts. Complete with data & connections. 50p. 10 for £5. 100 for 40p ea. 500 for 35p ea.			
XRPS18 Record/Replay	£3.00	£25.00	£200.00
XRPS36 Record/Replay	£4.00	£35.00	£250.00
XES11 Erase	£1.25	£11.00	£100.00
TRANSFORMERS all 200/250V/1W	Type	Current	Size
12V 100mA	1 1/2 x 1 1/2 x 1 1/2	£0.95	
12V 500mA	1 1/2 x 1 1/2 x 1 1/2	£1.35	
12V 2amps	2 1/2 x 2 1/2 x 2 1/2	£2.50	
Per 10 less 10%, per 100 less 20%.			
PHOTO CONDUCTIVE CELL £1.25. High power CdS cell 800mw for control circuits. Resistance 800ohm to 4K. Max volts 240. Size 1 1/2 x 1/2in 10 for £11, 100 for £100.			
DYNAMIC MICROPHONE. Low imp. Foster insert. £1.45, 10 for £11, 100 for £100.			
UHF TUNER BY GEC. 36mc/s with slow motion tuning. Size 5 x 3 x 2in. £3 ea., 10 for £25, 100 for £220, 500 for £1,000.			
TWO GANG MINIATURE VARICAP TUNER 500pf with tuning knob. size 3 x 1 1/2 x 1 1/2in. £1.25 ea., 10 for £10, 100 for £85.			
ATES U14652 AUDIO IC AMPLIFIER 14 PIN DIL. 300m watts 55p ea., 10 for £4.50, 100 for £35, 1,000 for 30p ea.			
GENERAL ELECTRIC 2+2 watt IC stereo audio chips with circuit & data £1.95 ea.			
RCA CD4028AE 16 pin DIL presatgate up down counter 85p each, 25 for £18, 100 for £90, 1,000 for £385 (in anti static tubes of 25).			
UHF TV TUNER (preamp) with BF180 55p each. Built on PC board 2 x 2in (sold without data) 10 for £4.50, 100 for £35, 1,000 for £250.			
MARCONI IC. Oscillator Oatl (T099 can) 30p ea., 10 for £2, 100 for £15, 1,000 for £125.			
PLESSEY SL432A IC IF amplifier (T099 can) 85p ea., 10 for £6, 100 for £39, 500 for £150.			
VHF MODULATORS for TV games 55p ea. 2 transistor — on built PC sizes 2 x 2 x 1 1/4in 10 for £4, 100 for £35, 500 for £150.			
RF Filters for above modulators 20p ea. with components and coils on built p.c. circuit. size 2 x 2 x 1 1/4in. 10 for £3.50, 100 for £30, 500 for £125.			
HIGH VOLTAGE TV TRIPLER DIODES BY ITT stick type per 10 £1.50, per 100 £18, per 1,000 £85.			
TBA625 ATEs voltage regulators 55p ea. 5 volts 100mA/amps (T099) per 10 £4.50, per 100 £39, per 1,000 £280. 12V TBA625B also			
16 PIN low profile DIL sockets 12p, 10 for £1, 100 for £8, 1,000 for 6p ea.			
THYRISTORS Motorola 2N5061 0.8 amp 80 volt 18p, 10 for 15p ea., 100 for 13p ea., 1,000 for 11p ea., 10,000 for 10p ea.			
ULTRASONIC TRANSDUCERS 40 KC's Pair at £2.95, 10 pairs at £2.50 pair, 100 pairs at £2.20 pair.			

PREVIOUS LINES IN STOCK



All mail to:  
404 Edgware Road  
London W2 England  
Phone 01-723 1008



EXPORT ORDERS add 10% for carriage

TELEX 262284 TRANSCONS. REF. 1400



**OLIVETTI PRINTER & KEYBOARD type Te 300**  
with PUNCH & READER. Upper case ASCII with V24 Interface.  
240 volt operation.  
**£125 each**

**709 DIL 14-PIN OPERATIONAL AMPLIFIERS**  
at 8p each  
100 off 25% discount.

**400KW GENERATOR**

3 phase 440V 50HZ.  
Crated, worth **£2,500.**

Fortunately one only — will consider any offer. Inspection by appointment.

**INFRA RED IMAGE CONVERTER type 9606 (CV 144)**  
1 3/4" diameter. Requires single low current 3KV to 6KV supply.  
Individually boxed. With data  
**£12.50 each** P&P 75p  
Infra Red Lamps also advertised

**MINIATURE KEYBOARD**

Push contacts, marked 0-9 and A-F and 3 optional function keys. **£1.75 each.** P&P 65p.

**BLUE THERMAL PAPER**  
430ft. roll 8 1/2" wide  
**£2 per roll.** P&P £1.75.

**STEPPING MOTORS**

6/12 position with additional where the rotor is coils. Device can be used as a tacho. Diagram supplied. Will actually work on 5 volts. 12/24 recommended.  
**£1.50 each** P&P 75p or 5 for **£5** P&P £1.50.

**STEPPING MOTORS**  
200 Steps — 20-oz/in. torque, 12/24 volt input 4-wire.  
**£12 each.** P&P £1.50

**STEPPING MOTORS**  
200 Steps. 20 oz/in. torque. 120 volt operating 3-wire.  
**£4 each.** P&P £1.50

**STEPPING MOTORS**

North American Phillips, 5 volt 3.3 Amp operation. 2 wire PPS 0-200 revs per min 0-250 used. Tested **£16 each.** P&P £1.50.

**POLARAD SPECTRUM ANALYSER**

5" Display. These are supplied with STU 2 plug-in. 1 to 45 GHZ.  
**£125 each**

**TELEQUIPMENT SERVICE SCOPE MINOR**

Modern style — Small size 5x7x11" approx. Circuit diagram supplied.  
**£55 each**

**EX-MINISTRY SMALL COMPACT WIDE RANGE VOLTMETER SOLID STATE**

AC Range 1mV to 500V Full Scale 10HZ-100KHZ. DC Range 4V to 400V Full Scale.  
**ONLY £20 ea.** P&P £2.50.

**4K STATIC RAM**

Type 9140.  
**£4 each.** 8 for **£24.**

**TRANSISTOR INVERTOR**

115V AC 1.7 Amp Input. Switching is at 20Khz. Output windings from Pot Core. Can be rewound to suit own purpose or unit can be broken for host of components. Circuits supplied. **£1.25 each.** P&P £2.

**KEYBOARD PAD**

Size 3x2 1/2x2" high with 12 Alma Reed Switches. Blue keys marked in green 0-9 and a star with one blank.  
**£4 each.** P&P £1, or 5 for **£15** P&P £2.

BC172	5p	BC2128	5p	74C20	25p	2N5449	5p	8C251	5p
8ZY884V7	10p	SN76550	5p	74C08	25p	2N3053	15p	BC171A	5p
BZY8813V	10p	IC7451	10p	74C10	20p	TIS92	10p	BFT60	5p
2N3006	5p	MC4001	15p	MC4049	35p	TIS93	10p	4013	30p
1N4305	5p	MC4012	15p	2N3704	8p	BC337	8p		
BZX79C12	10p	MC4020	75p	2N5447	5p	BC327	8p		

REGULATORS — all at **45p each.**  
MC7805; 7812; 7815; 7912; 7915.

16 pin DIL Socket **10p.** 14 pin SIL Socket **8p.**  
LED type TTL 209 Red with holder **10p each.**  
SLOTTED OPT SWITCH supplied with data — normally over **£2.** OUR PRICE **75p each.**  
ROCKER SWITCHES 2 pole c/o — **15p each.**  
Spring Action TERMINALS — normally over **30p ea.** OUR PRICE **15p each.**  
TOROIDAL TRANSFORMER 0-115V-230V Input; 13.5V-0-13.5V rated 8VA output **£1.70 each.** P&P 75p.  
Sub-min TRANSFORMER 0-120-240V Input. 12V-0-12V rated 4VA. Output **75p each.** P&P 50p.  
L.E.D.s Standard White **12p;** Standard Yellow **15p;** Small White **8p.**

**EX-MINISTRY OSCILLOSCOPES**

Type CT 316. Single Beam. DC-6mhz. Size 8 1/2 x 11 x 20.  
**ONLY £37.50 each.**

**NOT US ROSS 7 x 50 MONOCULARS**  
Hence **£27.50 each**

**TANTALUM BEAD CAPACITORS.** 4.7uf 25V. 10 off **£1;** 100 off **£7.50.**  
**TEXAS** Low Profile 40pin IC Sockets **45p ea.**  
**SMALL TRANSFORMER.** 240V Input. Output 2 windings 12V and 24V 1 amp. **£2 each.** SO SIMPLE SO SAFE.  
Fit a push button **CIRCUIT BREAKER** Small, compact, 3 ratings 0.8; 1.8 and 10AMP. State which one when ordering. **75p each.**  
**AMP METER** 2 1/2" dia. Scaled 0-60. Basic 75MV FSD. Complete with external 60Amp Shunt. **£2.50 ea.** P&P £1.50.

**RE-ADJOINING TEST GEAR ADVERT. PLEASE PHONE TO SECURE AND REMEMBER WE WILL CONSIDER ANY OFFER.**

**STC ATTENUATORS**  
Push Button. Diecast case.  
**£3 each.**

**DIODES**  
All new full spec. devices.  
IN3063; IN4148; IS44  
100 off **£1.50** — 1,000 off **£10**

**VARIACS** Ex-Equipment. Good condition, 8 Amps **£25 ea.**  
**20 AMPS** **£35 ea.**  
Some 3 phase available. Please enquire.

**CRYSTALS**  
19.2KHZ FLAT METAL CASE — **50p each.**  
10 MHZ B7G **50p each.**

**EX-NAVAL** 4ft dia STEEL DISHES. NEW CRATED. 1 ft. deep at centre. These are plain steel dishes with holes for various aerial options. **£22.50 ea.**  
Carriage **£5.** Two for **£40.** Carriage **£5.**

**TRANSFORMERS** — Standard Mains input  
Secondary outputs  
8KV 0-125A **£15 ea.** 18KV 30MA **£60.**  
12KV 30MA **£20.** 22.5KV 110MA **£50 ea.**  
3KV 50MA **£8 ea.** 60KV 0.0273 **£150.**  
MULTI PURPOSE MAINS TRANSFORMER 4 windings each winding 0-10-110-125 at 4 BA **£15 ea.**  
425V 50HZ 2 wire input. Output B 5KV 2.55KVA. Could be run on 240V at 1/2 rating **£15 ea.**  
STEP DOWN ISOLATING TRANSFORMER. Input 220, 250V 50HZ. Output 115V 1.8KVA. BRAND NEW. These are very conservatively rated **£20 ea.**

**CAPACITORS**  
2mfd 5KV **£4 ea.** 0.5mfd 10KV **£4 ea.**  
0.5 mfd 5KV **£4 ea.** 8mfd 2.5KV **£4 ea.**  
CARRIAGE on these units will be charged at cost.

**INFRA RED QUARTZ LAMPS.** 230V 620 Watts. Size 1 3/8" x 1/8" dia **£1.50.**  
**BRIDGE RECTIFIER.** 2 Amp **50p ea.**  
**PHOTODIODE DETECTOR** 4" fly leads. **25p ea.**  
**AMPHENOL.** 17-way chassis mount edge connectors 0.1 spacing **15p ea.**  
I.E.C. Standard MAINS LEAD. Moulded (3 vertical flat pins centre offset) **60p ea.**  
**FANS.** 115V 13 Watts. Size 3 1/4 x 3 1/4 x 1 1/2" BRAND NEW. **£4.50 ea.**  
Secondhand **£2.50 ea.**

Miniature **MOTORS** 12V with geared wheel (8 teeth 3/16" dia). Size 1 1/4 x 1/2" dia. New. **30p ea.**  
**MOTOR** 12V DC with pulley and integral semiconductor Speed Control. New. **£1 ea.**  
**LEDEX ROTARY SOLENOIDS.** 115V DC. No switch assembly. **15p ea.**  
**DIAMOND H CONTROLS ROTARY SWITCH.** Single pole 10-way. Printed Circuit Mount. New. **10p ea.**  
**DELAY LINE.** 50 nanosecs. 3 connections, ground-in-out. Size 2 x 7/16 x 16" New. **25p ea.**  
**PULSE TRANSFORMER.** Sub min. Size 1/2 x 5/16 x 1/4" Secondary centre tapped. New. **20p ea.**  
**MOTOR** by Inland Motor Corp. DC High Torque Reversible. Usable torque at 5V. Max voltage 24V **£2.50 ea.** P&P **£2.**  
**SPEAKERS** 2 1/2". 50 ohm 0.2W. New. **40p each.**  
**RAPID DISCHARGE** capacitors 8mfd 4kV **£5 each.** P&P **£2.**  
**REMO TV TYPE MULTIPLIER.** Two high voltage outputs and focus. **£1 each.**  
**DOT TRACE CHANGES.** Use the proper EHT CABLE **10p per metre** or **£7.50 per 100 metres/drum.** P&P **£2.**  
**MOTOR** by Eastern Air Devices Inc. 125V reversible with toothed shaft (10 teeth 1/4" dia). Size 2 1/4 x 2 1/4" dia **75p ea.** P&P **£1.**  
**PHOTOGRAPHIC LAMPS.** Pearl 230V 500 watt. Screw cap **75p ea.** Box of 12 **£5.50** P&P **£1.50.**  
**MYSTERY IC PACK.** Some 40 pin — good mixture — all new devices. **25 ICs** for **£1.** P&P **50p.** You find out what they are and we will buy the information from you.  
**VACUUM PUMPS** — TRAPS, ETC. Send for list.  
**DECOUPLING CAPACITORS.** 0.05mfd 10V; 0.01mfd; 0.1mfd 50V; 0.047mfd 250V. All values 100 for **£1.**  
E.H.T. CAPACITOR 500pF 8KV **20p each.**  
**10-WAY MULTI-COLOUR RIBBON CABLE.** New. **40p per metre.** 10 metres for **£3.**  
**GEC UHF** 4-button tuner **£1.50 each.**  
**CENTUARY** 115v FANS. 4 1/2 x 4 x 1 1/2" **£4.50 ea.**  
**EX-USED** Equipment, tested **80p.**  
**POTTER & BRUMFIELD TIMER RELAY.** 115V AC. Heavy duty, 7 pole c/s with 2 second delay. Charge R & C for different timing **50p each.**  
**BIG INCH** Motor 110V AC 3 rpm 50 cycle. Very small **50p each.**  
**CONTACTORS.** Heavy duty 24V DC 5 make **£1 each.**  
**GEC UHF/VHF** 6-button tuner, **£2 each.**  
**DIGITAL 24-HOUR CLOCK** with built-in alarm as used in Braun Digital clocks. Silent running. Large illuminated numerals. AC mains. Size 6 1/2 x 2 1/4 x 2 1/4". **ONLY £3.75 each.**  
**931A PHOTO MULTIPLIER** in stainless steel container with window and built-in resistor network. **£2 each.** P&P **£1.**  
**SLIDER CONTROL 500W.** Log Single track. Complete with knob. Length 3 1/2". **25p each.**  
**RANCO 250V 18A THERMOSTATS** with Control knobs calibrated 50-200 degree C. **£2.50 each.**  
**SOLID STATE UHF TUNERS.** 30 acc **£1 each.**  
**BRAND REX** blue wire wraps 30 metres for **£1.** P&P **25p.**

5in **SOLID RUBBER RINGS** (1" dia. rubber). Keep the kids (or dog) happy 4 for **£1.** P&P **£1.50 each.**  
**TRANSFORMERS**  
**AUTO 240V** input 115V. 1 Amp output **£1.25 each.** P&P **£1.25.**  
**240V** input Soc. 6V. 1.68A. Size 2 1/2 x 2 x 2". Good quality **£1.50 ea.** P&P **£1.**  
**240V** input. Soc. 12V 0.92. Size 2 1/2 x 2 x 2". Good quality **£1.50 ea.** P&P **£1.**  
**240V** input 12V 100MA. Size 60 x 40 x 42mm **50p each.**  
**240V** input. Soc. 12-0-12V 50MA. Size 53 x 45 x 40mm. **£1 ea.**  
**115V** input. Soc. 5V 250MA. Size 1 1/16 x 1.5 x 1 1/4". 2 for **50p.**  
**SEMICONDUCTORS**  
1N4005 5p; 1N4003 3p.  
At 5p each:  
BC147, BC157, BC158, BC237, BF197, OA90, DA81, BC148B, BA154, BA243.  
At 25p each:  
TIP31, TIP41A, 2N5296, AF139, 2TX341.  
BY127 10p. BF181 20p; BD239 40p; BD241 40p; MA343AT 40p; BD222 60p; BD233 & BD234 Comp Pair 25W — 80p pr. pr. at 50p each.  
Regulator TBA635 8 to 20V in — 5V out 100MA T05 Con. **50p each.** BF 25C 20p.  
TV AMPLIFIER TBA 120 **20p each.**  
**Integrated Circuits**  
7453 5p 74121 10p 74502 12p SN15862 4p  
7451 5p 74122 12p 74154 70p MC4028 60p  
7401 5p 74C00 17p 74C02 18p 7417 14p  
7402 12p 74H74 12p 74C04 18p 7441 40p  
7476 20p 74H51 7p 74C14 18p 74C86 50p  
7495 35p 74A38 10p 75325 11p 74C161 24p  
**MOTOROLA DUAL** in Line 6 pin Opto Coupler **30p each.** Gold plate tester version **50p each.**  
**EPROMS** 2708 **£5.50 each.**  
**TELEPHONES** 706 style black or grey **£5.50 each.** 746 style black or grey **£7.50 each.** Dider style black **£2.50 each.** P&P **£1.50** per telephone.  
**HONEYWELL** humidity controllers **50p each.**  
**THYRISTOR TIMER.** Solid State. 15 secs adjustable (reset) in plastic relay case. Standard 7 pin base. Series delay **50p each.**  
**MINIATURE PC MOUNT SLIDE SWITCH.** Single pole 3-way **10p each.**  
**DIGITAL to ANALOGUE CONVERTER.** 8 bit will fit standard TTL socket. With data **£2.50 each.**  
**VARIACS.** 2 amp Standard 240 Volts **£10 each.** P&P **£2.**  
**ELECTROSTATIC VOLTMETERS.** 7.5KV **£8 each.** P&P **£1.50.**  
Other ranges available. Please enquire.  
**TRIMMERS.** Sub min 0.25 to 1.25pF. 1 to 4.5pF. 7 to 45pF. All at **6p each.**  
**CROWN** replacement MOTOR for IBM GOLDBALL TYPEWRITER 115 Volt 50HZ 1350 rpm **£4.50 ea.** P&P **£2.**  
**SMITHS** encapsulated transistorised AUDIBLE WARNING DEVICES 4V-12V. Can be driven from TTL **65p each.**

MINIMUM ORDER **£3** VALUE OF GOODS. MINIMUM P&P **£1** — where P&P not stated please use own discretion — excess refunded.  
CARRIAGE ALL UNITS **£5.** P&P and CARRIAGE and VAT at 15% on total MUST BE ADDED TO ALL ORDERS.  
CALLERS VERY WELCOME STRICTLY BETWEEN 9am-1pm and 2-5pm Monday to Saturday inc.  
BARCLAYCARD (VISA) and ACCESS taken. Official orders welcome

**CHILTMHEAD LTD**  
**NORWOOD ROAD, READING** **TELEPHONE NO. READING 669656**  
(2nd turning left past Reading Technical College in King's Road then first right — look on right for door with "Spoked Wheel")




# Now-highest quality copying at low cost

## OTARI DP4050 C2 cassette duplicator

The first low cost copier to give you reliability and performance to professional standards. No other copier can match its precision engineering, and it is the only budget copier suitable for music programmes.

- \* One master, 2 slaves.
- \* Add on units available up to 11 slaves.
- \* Automatic rewind.
- \* Ferrite heads.
- \* 16:1 duplicating ratio.
- \* Modular slave decks with DC servo motors.

Also available: Reel to cassette version with 6 slaves.



## OTARI from ITA

1-7 Harewood Avenue, Marylebone Road, London NW1. Tel: 01-724 2497. Telex: 21879.

WW — 091 FOR FURTHER DETAILS

# interface components

<b>TRANSISTORS</b> AC128 15p AC187K 30p AC188K 30p ACY17 90p AO149 55p AF127 35p AS217 120p AU113 150p BA154 9p BA156 9p BC107 7p BC108 7p BC108A 7p BC108C 7p BC136 15p BC140 28p BC141 30p BC142 25p BC143 28p BC147 6p BC147B 6p BC149 7p BC149C 7p BC159 9p BC160 35p BC167A 10p BC178 12p BC179 12p BC182 8p BC182L 9p BC183 9p BC183L 9p BC184L 9p BC186 20p BC212 9p BC212L 9p BC213B 9p BC327 13p BC328 13p BC337 13p BC338 11p BC440 32p BC547 9p BC548 9p BC550 14p BC558 12p BCY33 99p BCY34 99p BCY39 229p BCY58 16p BCY70 12p BCY71 12p BCY72 12p BF179 25p BF183 25p BF200 29p		<b>DIODES</b> AA119 10p IN4001 4p IN4002 4p IN4003 5p IN4005 5p IN4148 5p IS44 3p		<b>OPTO</b> <b>Leds</b> 125 Red 10p 125 Orange 10p 125 Yellow 10p 2 Red 10p 2 Green 10p 2 Clear 10p <b>Diodes</b> BU204 149p BU208 150p OC29 89p OC43 50p 2N696 15p 2N930 20p 2N1132 19p 2N1304 40p 2N1613 12p 2N1711 15p 2N2217 20p 2N2219A 20p 2N2221 18p 2N2368 15p 2N2369 14p 2N2894A 20p 2N2904 15p 2N2904A 15p 2N2905 15p 2N2906 15p 2N2926Y 10p 2N2926O 10p 2N2926R 10p 2N3442 102p 2N3702 8p 2N3704 8p 2N3705 8p 2N3708 8p 2N3709K 8p 2N3866 35p 2N3906 10p 2N4058 12p 2N4427 60p		<b>OPTO</b> 7905 140p 7912 140p 7915 140p 7918 140p 7924 140p 7432 149p 7438 149p LM320T5 149p LM320T15 149p LM320T18 149p <b>TTL</b> 7400 9p 7401 9p 7402 9p 7403 9p 7404 10p 7405 14p 7406 30p 7407 30p 7408 17p 7409 17p 7410 12p 7412 17p 7413 25p 7414 45p 7416 25p 7417 25p 7420 28p 7427 28p 7430 24p 7432 24p 7438 26p 7442 48p 7447 50p 7450 15p 7451 15p 7470 30p 7472 25p 7474 20p 7475 27p 7480 40p 7482 60p 7486 25p 7491 63p 7492 35p 7493 28p 7494 63p 7495 63p 74100 110p 74107 30p 74121 25p 74122 36p 74123 44p 74145 72p 74154 80p 74157 60p 74161 85p 74175 63p 74180 84p 74181 151p 74181 80p 74182 80p 74193 80p 74194 80p 74194 11p 741500 11p 741501 11p 741502 12p 741503 12p 741504 12p		<b>74LS10</b> 19p <b>74LS11</b> 20p <b>74LS20</b> 18p <b>74LS30</b> 18p <b>74LS32</b> 24p <b>74LS42</b> 89p <b>74LS51</b> 24p <b>74LS55</b> 28p <b>74LS74</b> 39p <b>74LS75</b> 46p <b>74LS76</b> 39p <b>74LS85</b> 99p <b>74LS90</b> 36p <b>74LS93</b> 79p <b>74LS114</b> 49p <b>74LS122</b> 65p <b>74LS123</b> 65p <b>74LS124</b> 115p <b>74LS132</b> 89p <b>74LS139</b> 79p <b>74LS151</b> 89p <b>74LS155</b> 91p <b>74LS156</b> 89p <b>74LS157</b> 69p <b>74LS185</b> 69p <b>74LS188</b> 139p <b>74LS174</b> 99p <b>74LS175</b> 99p <b>74LS190</b> 110p <b>74LS192</b> 115p <b>74LS194</b> 115p <b>74LS195</b> 115p <b>74LS196</b> 95p <b>74LS197</b> 125p <b>74LS257</b> 99p <b>74LS260</b> 99p <b>74LS273</b> 199p <b>74LS367</b> 59p <b>73LS378</b> 159p		<b>BRIDGES</b> 50V 100V 200V 400V 600V 2A 45p 52p 60p 75p 100p 4A 52p 60p 68p 82p 105p 6A 60p 68p 75p 90p 112p		<b>DIL SOCKETS</b> 4009 36p 4446 148p 8 pin 10p 4010 36p 4502 99p 14 pin 12p 4011 19p 4511 132p 16 pin 13p 4012 19p 4512 89p 20 pin 25p 4014 75p 4514 229p 24 pin 30p 4015 79p 4515 229p 40 pin 40p 4016 42p 4516 109p 4017 79p 4520 99p 4018 79p 4522 129p 4019 45p 4525 125p 4020 89p 4531 125p 4021 89p 4555 92p 4022 79p 4566 69p 4023 19p 4581 269p 4024 49p 4582 115p 4025 17p 4584 59p 4026 159p 4585 99p		<b>MEMORIES</b> 21102 109p 2114 400p 4027 275p 4116 750p <b>EPROM</b> 2708 750p 2716 3200p 4027 39p 4028 79p 4029 89p 4030 49p 4034 189p Mk 3881 1250p 4035 99p Mk 3882 750p 4042 69p 4043 86p 4044 86p 4046 119p 4049 45p 4050 45p 4051 69p 4052 69p 4053 69p 4066 55p 4069 17p 4070 19p 4071 19p 4072 19p 4073 19p 4075 19p 4076 75p 4077 35p 4081 19p 4082 19p 4402 36p 4404 110p 4412 86p 4445 174p		<b>CPUs</b> Mk 3880 1250p Mk 3881 750p Mk 3882 750p <b>CMOS</b> 4000 14p 4001 14p 4002 14p 4006 79p 4007 14p 4008 79p	
----------------------------------------------------------------------------------------------------------------------------------------------------------------------------------------------------------------------------------------------------------------------------------------------------------------------------------------------------------------------------------------------------------------------------------------------------------------------------------------------------------------------------------------------------------------------------------------------------------------------------------------------------------------------------------------------------------------------------------------------------------------------	--	--------------------------------------------------------------------------------------------------------	--	----------------------------------------------------------------------------------------------------------------------------------------------------------------------------------------------------------------------------------------------------------------------------------------------------------------------------------------------------------------------------------------------------------------------------------------------------------------------------------------------------------------------------------------------------------------------------------------------------------------------	--	-------------------------------------------------------------------------------------------------------------------------------------------------------------------------------------------------------------------------------------------------------------------------------------------------------------------------------------------------------------------------------------------------------------------------------------------------------------------------------------------------------------------------------------------------------------------------------------------------------------------------------------------------------------------------------------------------------------------------------------------------------------------------------------------------------------------------------------------------------------------------------------------------------------------------------------	--	-----------------------------------------------------------------------------------------------------------------------------------------------------------------------------------------------------------------------------------------------------------------------------------------------------------------------------------------------------------------------------------------------------------------------------------------------------------------------------------------------------------------------------------------------------------------------------------------------------------------------------------------------------------------------------------------------------------------------------------------------------------------------------------------------------------------------------------------------------------------------------------	--	----------------------------------------------------------------------------------------------------------------------------	--	---------------------------------------------------------------------------------------------------------------------------------------------------------------------------------------------------------------------------------------------------------------------------------------------------------------------------------------------------------------------------------------------------------------------------------------------------------------------	--	------------------------------------------------------------------------------------------------------------------------------------------------------------------------------------------------------------------------------------------------------------------------------------------------------------------------------------------------------------------------------------------------------------------------------------------------------------------------------------------------------------------------	--	-----------------------------------------------------------------------------------------------------------------------------------------------------	--

**MEMORIES EPROMS CPUs OPTO**

**INTERFACE COMPONENTS LIMITED**  
 OAKFIELD CORNER, SYCAMORE ROAD, AMERSHAM, BUCKS HP6 6SU  
 TELEPHONE: 02403 22307. TELEX: 837788  
 Write, telephone or call. Access or Barclaycard accepted

**35p P&P**  
**VAT**  
**additional**

WW—021 FOR FURTHER DETAILS



# You will not be too late

For most of the bargains listed in the newsletter reprinted below, even though it is our JAN./FEB. issue, because the part of the newsletter with the items in short supply is not reprinted. However, you will receive the whole of our MARCH/APRIL newsletter if you send us an order this month and as an extra inducement we will send you our MAY/JUNE newsletter directly if it is printed, which is usually about two months before it can appear in this magazine.

**THIS MONTH'S MONEY SAVING IDEA** is for those with workshops and warehouses, where, because they are controlled from a few remotely placed wall switches, lights get switched on unnecessarily and often get left on all day. **POSSIBLE REMEDY!** Replace the glow starters in the fluorescent lights with push switches on short flexes, the lights will not now come on when switched at the wall and will remain off until the push switch for the particular lamp is depressed. We can supply 5 amp push switches at £1 + 15p each including mounting back box. You can use an old starter switch as an adaptor thus making it a simple matter to restore the fluorescent fitting back to normal.

**THIS MONTH'S TRANSFORMER SNIP** is a 12-0-12v — 500MA — with pins for mounting on PCB, 1 v. zero. An excellent transformer with 230V primary tapped at 115v. Made for expensive amplifier so quiet running. Offered at below price, namely £550 per 1,000, £50 per 100 plus 15% VAT. Sample £1 post and VAT paid.

**SERVICEMAN'S SNIP** is something which probably every one of our readers could usefully use, even though he may already have one or more of the expensive kind, we refer to the "Safe Block" as used for quick work up to the mains. We offer a complete kit to make a safe block — has all usual features, fuse, spring grip for wires, automatically switches off when you make connection, tough rugged plastic outer case. PRICE OF KIT 1/4. 9p + 37p.

**6 WAVE BAND SHORT WAVE RADIO KIT.** Bandspread covering 13.5 to 52 mhz. Based on circuit which appeared in a recent issue of Radio Constructor. Complete kit, includes case materials, six transistors and diodes, condensers, resistors, inductors, switches etc. Nothing else to buy, if you have an amplifier to connect it to on a pair of high resistance headphones. Special prices to get this kit off the ground is £11.95 inc. VAT and postage.

**CONSTRUCTOR'S SNIP.** 6v lamp transformer with 230 mains primary. This has fixing clamp and in fact a normal transformer usually listed at £2.50. We are offering this at only £1 including postage and VAT and for good measure we are including free plans and diagrams for two very popular items. 1. Sound to light adaptor. 2. Whistle o.p. switch. Secure this bargain by ordering parcel ref. 8J1.

**THIS MONTH'S AMPLIFIER SNIP.** This is a stereo amplifier rated output 8 watts per channel. Complete and with tone control panel. Unused but please expect to have to rectify some small fault. We understand these were made for a high class music centre and hope to be able to supply the circuit diagram. Price £2 + 30p.

**ARE YOU A BIG SOLDER USER?** If so, you will be interested to know we can supply Ersin multi-core solder 18 gauge 60-40 normal, for electronic work on half kg reels. Price £8.50 + £2.27.

**REMOTE CONTROL** of your sound to light, no direct connection to amp or speaker. Kit includes made-up amplifier, microphone, case switch etc. £3.50 + 52p.

**HEAT AND LIGHT LAMP.** Make any lamp holder into a heat point, ideal in bathrooms, bedrooms etc. 275 watts BC cap. Price £2.75 + 45p. Post £1.

**BLOWER-EXTRACTOR.** This can be either depending on how you mount it. We refer to the Compact mains operated air mover, made by the famous Smith Company. The air comes in at the centre and is blown out through an oblong side outlet. One use is as a solder fume extractor, saves inhaling this nasty stuff. Another use is as a draft remover. Blow up polythene tubing with this and the polythene will expand into the gaps and so reduce draft and heat loss. Other uses, cooling, hot air distribution, cooling smoke stacks in stock covering 50 or so types so please let us have your enquiries. Special offer 10 different price £1.50 + 45p. Post £1.00.

**HEAVY DUTY MICROSWITCH.** For machines and other places where they may be exposed to dust and grit. The opening shaft is rubber encased and the switch metal, cased. Price £1.50 + 22p. NOTE: We have over 100,000 micro switches in stock covering 50 or so types so please let us have your enquiries. Special offer 10 different price £1.50 + 22p.

**BURGLAR ALARM CONTROL PANEL.** Contains labelled connection block, latching relay, test switch and removable key control switch. Simplifies the whole installation, all you have to do is to take wires to pressure pads and to alarm bell. Price £6.00 + 90p. With complete diagram.

**PRECISION MAINS OPERATED CLOCK.** For only £1.50 + 22p. Sounds unbelievable but that's what you can have if you send your order right away. The clocks which have large clear dials were made by the famous Smiths Company for use with their domestic cooker switch and are brand new and guaranteed.

**15-0-15V @ 2 AMP.** Mains transformer, upright mounting primary and secondary wound-on separate bobbins with fixing lugs. Price £3 + 45p. Post 60p.

**25-0-25V @ 750 mA.** Mains transformer twice 12v approximately C core construction, heavily varnished for dead quiet operation. Upright mounting with fixing lugs. Price £2.75 + 41p. Post 50p.

**25 WATT MID-RANGE SPEAKER 8 1/2".** Made by Goodmans so there's no better 4 ohm coil. Price £3.50 + 52p. Post £1.00.

**8 OHM TWEETER.** Made by Goodmans, 3 1/2" square 4" across fixings. Price £1.50 + 22p. Post 30p.

**ROTARY SOLENOID.** As most customers know, we have solenoids of the normal types for pulling and pushing through a magnetic assembly. We have now acquired some which have a rotating action, i.e., operated. A shaft which comes out of the centre, rather like a motor spindle, travels through approximately 90°. Price £5 + 75p.

### PANELS METERS AND INSTRUMENTS

**2 1/2" ROUND PANEL METERS.** All flush mounting through 2 1/2" round hole, with flange makes item 3" wide approximately. Made to our stringent Ministry specifications. We have the following types in stock, all string instrument type unless otherwise stated. **VOLT METER.** Scaled 0-200 volts. 2,500 o.p.v. Price £2 + 30p. **MICRO AMPMETER 500 UA** — scaled 0-5 Price £2.50 + 38p. **MILLIAMPER METER 500 MA** scaled 0-500 mA. Price £2 + 30p. **AMPERE METER** hot wire, scaled 0-9 amp. Price £2 + 30p. **DUAL RANGE.** Scale calibrated 0-10v and 0-500v flush mounting this has internal resistor for the 10v range but would require ext. resistor for the 500v range. A very sensitive 20k per volt movement. Made for G.P.O. so obviously very good. Price £3.00 + 45p.

**0-1 MA PANEL METER.** 2" square made by Sifam for Ferragross for peak level indication, so reads right to left — 1 milliamper f.s.d., scaled 0-1. Price £3 + 45p.

**0-1 MA PANEL METER.** 3 1/4" round panel meter IMA f.s.d. centre zero, scaled 100-0-100 internal res. 500 ohms. Price £3 + 45p.

**INSTRUMENT PANEL METER.** Oblong scale approximately 4 3/4" x 4 1/4" f.s.d. in 7.6 micro A which is a very sensitive m.c. movement. Internal resistance is 2,000 ohms. Pointer has a right to left movement the infinity sign. The meter could be used for resistance indications or the scale could be replaced quite easily, these were obviously very expensive instruments but we will supply at £7.50 + £1.03. Limited quantity only.

**0-500 VA PANEL METER.** Oblong scale 2 3/4" x 2 1/4" approx. made by Sifam for Vortexion internal res. 1,400 ohms. Twin scale top reads 0-100, bottom reads — 20 — +30 db. Price £3 + 45p.

**0-1mA 240V PANEL METER.** A scale 2.40V scale instrument size approx. 4 1/4" square at the front and 4 1/2" deep. Intended for panel mounting, its scale is calibrated 0-7 and it was intended to be used as rev. counter. Price from the maker would we feel sure be about £25. 0 or price £12.00 + £1.80 each. Post £2.00. We have a similar instrument with different scales, contact us if you are interested.

**VU METER.** Edgewise mounting, through hole size 1 3/4" x 1/2" approx. These are 100 micro amp f.s.d. and fitted with internal 6 volt bulb for scale illumination, also have zero reset. The scale is not calibrated but has very modern appearance. Price £2.50 + 38p.

**BALANCE METER.** Edgewise mounting 100 UA centre zero. Price £2.00 + 30p.

**1 1/2" SQUARE PANEL METER.** Egg full vision plastic front 50 UA. Price £4.00 + 60p. 1 mA £3.50 + 53p.

**LARGE PANEL MOUNTING MOVING COIL METER.** Size 5 1/2" x 4 1/2" 200-0-200 UA. It has a plain scale, also it is a fairly easy job to reset the pointer to the left-hand zero position and thus obtain a 0/400 UA movement. Made by Sangamo Weston. Price £6 + 90p.

**GALVANOMETER 7-0-7 UA f.s.d.** Moving coil precision laboratory instrument of extremely high sensitivity (0.3 uA per division). Size approx. 6 1/2" x 2 1/2" x 2". Price £12 + £1.80.

**AC/DC METERS.** For use with transducers and accelerometers. These are precision instruments. They measure G's in three steps, 0-100 and 0-1000 directly on a large clear meter scale 0-1. Price £12 + £1.80.

**CHARGE-DISCHARGE PANEL METER.** Made for military, so of good quality. Fitted with shunt this reads 50-0-50 amp, hole size 2 1/2" dia. Will transfer to flush panel mounting. Price £2.50 + 38p.

**0-10V DC MOVING COIL PANEL METER.** Another military model flanged for flush panel mounting through round hole size 2 1/2" dia. Range easily extended by adding a series resistor. Price £2.00 + 30p.

**0-100UA.** Fine moving coil instrument sealed into glass case, mounts flush through 2 1/4" dia. hole and we supply this complete with mounting range. Price £1.50 + 45p.

**LABORATORY METERS.** In case made of tough plastic. Very clear mirrored scale reads DC-0-150v. Price £7.50 + £1.13 + postage £2.

**SQUARE PANEL MOUNTING** moving coil movement with scale for multi-range test meter made for the Taylor Electric Co., a truly beautiful instrument with mirrored scale, end stops and zero adjustment. If you have contemplated building a 20,000 o.p.v. multi-tester then this is your chance. Price £4.50 + 68p.

**366 EDGewise PANEL METER.** 0-25 MA moving coil made for the G.P.O. A very useful instrument especially when panel space is limited. Price £2.50 + 38p.

**HIGH DC CURRENT PANEL METER.** 3 1/4" dia. 240° scale, made for G.P.O., new and unused. Available as follows: scale 0-15 amps DC with shunt £0.00 + £1.05. Scale 0-60 amps DC less shunt £5.00 + 75p. Scale 0-100 amps DC less shunt £5.00 + 75p. Scale 0-150 amps DC £5.00 + 75p.

**HIGH CURRENT AC PANEL METER.** 4" dia. scale 0-4,000amps AC at 60 Hz. Price £12.00 + £1.80.

**40KV PANEL METER** panel mounting instrument gives clear readings of voltages between 20kv and 40kv. Scale 4 1/2" dia. surface mounting, few only. £8.50 + 68p.

**DIAL INDICATOR.** As used in tool making and other precision measuring operations, the famous John Bull accurately shows differences of 0.1 mm. A beautifully made precision instrument, price in most tool shops would be £12-15. We have a fair quantity. Price £8.00 + £1.20.

**THREE POSITION ROCKER SWITCH.** 10 amp changeover with a centre off standard size clip fixing pushes into hole size approx. 1 1/2" x 1 1/2". As standard for many rockers. Special bargain this month. 10 for £2.00 + 30p.

**1/4 H.P. MOTORS.** Normal base mounting, ex-computers but tested, 230-240v h good length spindle mostly American make. Price £8.50 each + £1.27 + carriage £2.50.

**WATERPROOF HEATING WIRE.** As used for electric blankets etc. LAs has dozens of other applications — in gloves or socks for people with poor circulation are obvious uses. One unusual use suggested by a customer is a 'grow' bag heater. The wire which consists of an element wound on glass-fibre then PVC covered has a resistance of 60 ohms per yard. The price is 20p + 3p per yard.

**ANOTHER UNREPEATABLE BARGAIN.** Which is selling very well and which will soon be sold out, is the Sensitive Voltmeter / Relay — fully described in a recent newsletter — brand new offered at only about 1/10th of Manufacturer's price namely £7.75 + £1.18 and post etc. £1 — the 4 1/2" 1 mA movement alone is worth more than double this and we give a circuit diagram of the non-energy consuming relay/alarm circuit built into the voltmeter's case.

**SPECIAL CABLE OFFERS.** All flat PVC covered made by Votex to B.S.1. specification. Prices are about half the present list prices so be clever, buy now while stocks last.

Size	Type	Price 100 metres	Carriage
1.5 mm	Single	£3.50 + 5p	£1.00
1.5 mm	Flat twin	£5.50 + 82p	£2.00
4 mm	Single	£6.50 + 82p	£2.50
4 mm	Flat twin	£9.95 + £1.50	£3.00
6 mm	Flat three core	£27.50 + £4.12	£4.00
16 mm	Twin & E.	£65.00 + £9.72	£8.00

**THERMOSTAT WITH REMOTE PROBE.** This uses a sensor joined to the switch by a length of capillary. The control setting adjustable from 30° to 140° F complete with control knob. Price £2.00 + 30p + post 30p.

**4-WAY CONNECTOR BLOCKS.** Twin grub screw in PVC. 10 blocks for 60p + 3p.

**DC VOLTAGE CHANGING.** For operating 12v equipment from 6v car battery, etc., based on a circuit which appeared in a recent edition of Wireless World this device fills an urgent need in that it doubles a DC voltage (within the limits of the transistors used). The ones we supply are suitable for operating up to 40 volts so providing the final voltage does not exceed this then you can double any voltage you like (or you can triple it or alter it to suit yourself). The kit comprises — 2 selected power transistors, 1 3/4" ferrux pot core FX 2242, enamelled copper wire, electrolytic condenser for smoothing and heat sink etc. Price of the kit is £3 + 45p, the case if required 80p extra.

**COMPONENT BOARD.** Ref. W0998. This is a modern fibre-glass board which contains a multitude of very useful parts, most important of which are: 35 assorted diodes and rectifiers including four 3 amp 400v types (made-up in a bridge), 8 transistors type BC 107 and 2 type BFY 51, electrolytic condensers, SCR ref. 2N 5062 250uf 100v DC and 100uf 25v DC, and over 100 other parts including variable, fixed and wire wound resistors, electrolytic and other condensers. A real snip at £1.00 + 15p.

**SUPER 2N3055.** Transistor RCA 52360, in our experience this does all the 3055 can do but does it better, we have good stock of these. Price 50p + 7p.

**SPEAKER CABINETS.** Simulated tek finish, nice handy size 11" x 8 1/2" x 4 1/2" approx. Modern black sponge type front. Price £2.00 + 36p, post £1.50. Special price to bulk buyers.

**DESOLDRING PUMP.** Ideal for removing components from computer boards as well as for service work generally. Price £5.45 + 88p.

**MOST USEFUL POWER SUPPLY.** 240v mains input, switched output of 6, 9 and 12 volts DC at max. of 1 amp, ingenious circuitry limits the voltage differential between off-load and full-load. Illuminated voltmeter on front panel shows output voltage, completely encased, size 165 x 82 x 63mm. Price £14.50 + £4.12.

**TELEPHONE PICK-UP.** Coil attached by suction to phone body, enabling conversation to be recorded, put through amp or headphones. Price £1 + 15p.

**VERSADRILL.** A 12 volt battery operated power drill, not just suitable for p.m.c. circuit board but will do all the jobs and is powerful enough to perform all the functions and operations normally expected of Black & Decker and other mains drills, its chuck accepts up to 1/4" drills size approx. 150mm x 50mm. Price £14.50 + £2.23.

**ETCHING KIT. SENO GS system.** This complete kit, makes possible routine etching without the complicated procedures associated with acidic etchants. Treats about 1,700 sq. cm. of board. Price £2.25 + 34p.

**25W SOLDERING IRON.** A good tool for which we can supply all the solder. Price £4.40 + 36p.

**PISTOL GRIP SOLDERING IRON.** Again 40 watt this is otherwise same as above. £2.75 + 41p.

**RESISTANCE SUBSTITUTION BOX.** A neat swivelling disc provides close tolerance substitution resistors of 36 preferred values from 5 ohms to 1 meg. Simply fix clips into circuit and swivel disc until optimum result is achieved. A very handy tool for student, experimenter or service engineer. Price £4.50.

**TEST LEADS.** 5 pairs of different coloured leads. 10 leads in all. At each end is an insulated crocodile clip of the same colour as the lead. 20 clips in all. This is invaluable for hook-ups and will save its cost in no time at all. Price £1.00 + 15p.

**TEST LEAD KIT.** Complete kit with long reach prods., supplied with the following alternative ends: banana plugs, pin plugs, spade terminals and croc clips, all push fitting, lead length approx. 130 cm. Price £1.50 + 23p.

**5 WATT AMPLIFIER.** This is a 4 transistor mono amp with a very wide frequency response, operates from a 9v battery in a 4, 8 or 16 ohm speaker. Price £5.95 + 90p.

**T.V. AERIAL SPLITTER.** Low loss splitter giving two standard co-axial outlets from one standard co-ax. input. Price £1.15 + 17p.

**V.V.J. PANEL METER.** Oblong flush vision front size 50mm x 45mm this requires a 38mm dia. cut-out, a fine instrument which will enhance any P.M. Price £4.87 + 73p.

**F.M. INTERCOMS.** De-luxe desk standing instruments, mains operated and needing no other interconnecting wiring, these use an IC circuit. FM with phase locked loop. Frequency 230K Hz and 280K Hz. Use of FM permits communications over greater distances. Any number of stations may be used. Price £37.50 per station + £4.62.

**12v SUBMERSIBLE PUMP.** O or drill pump is useful, but this new one is even more so. Just join it to your car battery, drop it into the liquid to be moved and up it comes, no messing about, no priming etc., and you get a very good head of pressure. Suitable for water, paraffin and any non-explosive non-corrosive liquid. One use if you are a camper, make yourself a shower. Price £6 + 90p. A free gift, first 10 purchasers will get tap with built-in switch and length of plastic tubing.

**ELECTRICAL SNIP.** Still available, parcel of M.E.M. white flush 13 amp sockets, switches etc. Total retail value over £56 + VAT for only £28 + £2.00. You get 10 double 13 amp sockets and 6 single 13 amp 5. sockets with neons, 14 power (20 amp) cut switches and spurs (with neons), 20 single gang one-way, two-way and intermediate switches and super free gift (worth £3). If not collecting please add £2.

**VARI-CAPT-V. PUSH-BUTTON TUNER.** W. German make but fitted to present popular colour T.V.s, maker's ref. no. 2357 0076, but of course suitable for other applications. This has 6 push buttons, each of which is in effect a multi-turn pot, resistance is 15k. The buttons are black with chrome metal tops. Price £1.00 + 15p. Post 25p. Good quantity available at usual discount rates.

**MULTI-TURN POT WITH KNOW.** 100k Ohm, approximately 1/2-watt. Suitable for use in many T.V. receivers, maker's ref. 7802 412-00051. Rating as fine control of resistance in general circuitry. Price £4.00 + 60p.

**T.V. DIPLEXER.** On plastic moulding size 2 1/4" x 1 1/4". We are able to offer these at such a low price that they can be used as T.V. aerial sockets only. Price 10 for £1.00 + 15p.

**TRANSUCERS.** As used remote control T.V. receivers. Price £1.50 + 22p.

**BIBBLAR ALARM.** Mains operated, new circuit available, this is simple to install and trouble free. Price list and diagram free on request.

**DOES YOUR BLOWER HEATER NEED A NEW HEATER.** Solartan Tangential heater blower units as fitted most good makes, 2kw £5.20 + 79p. 3kw £6.05 + 90p. Post £1.50 each.

**E.H.T. MAINS TRANSFORMER** with inductance control, normal primary, secondary output by our equipment, 3.5kV 3mA E.H.T. voltage can be varied by applying a DC voltage to the control normally unused bobbin. We are not sure how much the voltage may be increased or decreased but using a 9v battery we seem to get a rise or fall of about 50 volts. Ex-unused P.S.U.'s. Price £2.00 + 30p. Post 40p.

**ARMY 46 SETS.** As made for and used in the Second World War, we have a few of these in good condition but without accessories. Price £10.00 + £1.50 + post £1.50.

**RECORD PLAYER OTS.** As fitted to Magnavox, B.S.R., Garrard etc. 2 pole motors. Price £1.50 + 22p + 35p. 4 pole note these are also fitted to some tape recorders. £2.00 + 30p. Post 40p per motor. An interesting point about these motors is that often when you have to fit a replacement, the stator (the part with the winding on) can usually be replaced separately, this often makes the replacement possible as most rotors have an end cap which is special as it is stepped to facilitate speed changes.

**A DOOR SWITCH.** Neat tubular pattern for fitting into door frame. All you have to do is drill a 1/2" dia. hole and chisel out for the fixing. This is a changeover switch, so can be used in opening or closing circuits. Price 50p + 7p.

**CROUZET SKELETON MICRO SWITCH.** Crouzet ref. 319/C this is a changeover switch with unlimited uses, contacts rated 10 amps stackable and very lightweight, snap action. Price 25p + 4p.

**MINI DECADE THUMB WHEEL SWITCH.** Stackable, panel hole size 1 1/4" high and approx. 1/4" for each switch. Matt black with white figures — gold plated break before make contacts. Price 75p + 12p.

**ROCKER SWITCH.** Double pole 13 amp 250v for hole size 1 1/4" x 9/16" white with nickel plated surround. DOT ref. 82 / 831. Price 35p + 6p.

**MOTORS FOR VARIACS.** Do you have a variac which calls for the remote control of variacs — say the raising and lowering of the house lights in a theatre or the control of the air conditioning by thermostats set at different temperatures. If so you may like to know we have motorised, cradles to take up to 4 variacs — mains operated, these drive the variacs backward or forward and have limit switches at the end of their 320° travel. Price £40.00 + £5.00 + carriage £5.00.

**LOW TORQUE MICROSWITCH.** Can be operated by air flow, coins or other small weights so they have many applications — SPDT silver contacts rated at 250v 5a expected life of 10,000,000 operations. Price 45p + 7p.

**LIGHT DEPENDENT RESISTOR ORP12.** A cadmium sulphide i.d.r. with clear end window — resistance reduces as light increases, dark resistance 1 meg plus, sun light resistance 100-200 ohms. Price 75p + 12p.

**SUB MINI TRIMMING POTS.** Wire leads suit 1 matrix board — top adjusting available in following values: 10 ohms, 10k, 20m 50k, 100k, 200k, 250k, 500k and 1 meg. Price 45p + 7p.

**MULTI TURN POT.** 1 1/2" diameter — 20 turn metal cases with three leads for multi-contact wiper ensures minimum noise and excellent stability — slipping clutch end stop, one value only at present this is 2kw. Price 55p + 8p.

**POWERFUL LOW SPEED MOTOR.** 230v or 115v mains driven, 45 r.p.m. approx. at 50 Mz, 60 r.p.m. at 6 Mz. This is somewhat larger than average size is approx. 2 1/4" dia x 2 1/2" deep, 1/4" shaft 1/4" long — mountable from front or rear, this is extremely powerful, in fact the writer could not stop it by hand. Price £3.75 + 56p + post 40p.

**HEAVY DUTY MAINS RELAY.** With three c/o 15 amp contacts — fitted with plastic dust cover, this has push on tags for quick connections. Price £2.75 + 41p.



**MINI-MULTI TESTER**  
Deluxe pocket-size precision moving coil instrument, jewelled bearings — 2,000 o.p.v. mirrored scale.  
11 instant ranges measure:  
DC volts 10, 50, 250, 1,000.  
AC volts 10, 50, 250, 1,000.  
DC amps 0-100 mA.

**J. BULL (ELECTRICAL) LTD.**  
102/3 TAMWORTH ROAD  
WEST CROYDON

**PLEASE NOTE:** The "+" sign after the amount shows the amount of V.A.T. The postage, if quoted, is based upon the amount the article costs to send if it forms part of a larger parcel. Should your order be less than £10.00 however, please send an additional 50p. BANCLAYCARD & ACCESS WELCOMED. Phone 01-888 1833.

Continuity and resistance 0-1 megohms in two ranges.  
Complete with Test Prods and instruction book showing how to measure capacity and inductance as well.  
Unbelievable value only £6.75 + 50p post and insurance.  
FREE Amps ranges kit to enable you to read DC current from 0-10 amps, directly on the 0-10 scale. It's free if you purchase quickly but if you already own a mini tester and would like one, send £2.50



# HART

## J. L. Linsley Hood High Quality Cassette Recorders


### LINSLEY HOOD CASSETTE RECORDER 2



Our new improved performance model of the Linsley Hood Cassette Recorder incorporates our VFL 910 vertical front mechanism and circuit modifications to increase dynamic range. Board layouts have been altered and improved but retain the outstandingly successful mother and daughter arrangement used on our Linsley Hood Cassette Recorder 1.

This latest version has the following extra features. Ultra low wow-and-flutter of .09% — easily meets DIN Hi-fi spec. Deck controls latch in rewind modes and do not have to be held. Full Auto stop on all modes. Tape counter with memory rewind. Oil damped cassette door. Latching record button for level setting. Dual concentric input level controls. Phone output. Microphone input facility if required. Record interlock prevents re-recording on valued cassettes. Frequency generating feedback servo drive motor with built-in speed control for thermal stability. All these desirable and useful features added to the excellent design of the Linsley-Hood circuits and the quality of the components used makes this new kit comparable with built-up units of much higher cost than the modest **£94.90 + VAT** we ask for the complete kit.

### LINSLEY HOOD CASSETTE RECORDER 1



We are the Designer Approved suppliers of kits for this excellent design. The Author's reputation tells all you need to know about the circuitry and Hart expertise and experience guarantees the engineering design of the kit. Advanced features include: High quality separate VU meters with excellent ballistics. Controls, switches and sockets mounted on PCB to eliminate difficult wiring. Proper moulded escutcheon for cassette aperture improves appearance and removes the need for the cassette transport to be set back behind a narrow finger trapping slot. Easy to use, robust Lenco mechanism. Switched bias and equalisation for different tape formulations. All wiring is terminated with plugs and sockets for easy assembly and test. Sophisticated modular PCB system gives a spacious, easily built and tested layout. All these features added to the high quality metalwork make this a most satisfying kit to build. Also included at no extra cost is our new HS15 Sendust Alloy record/play head, available separately at **£7.60** plus VAT, but included FREE as part of the complete kit at **£81.50** plus VAT. REPRINTS of the 3 articles describing this design **45p** No VAT. REPRINT of Postscript article **30p** No VAT.

### SUPER BARGAIN OFFER LENCO FFR CASSETTE DECK

For those who missed our recent bargain CT4s we now are delighted to be able to offer Brand New Lenco FFR Decks complete with motor speed and auto-stop control board fitted and tested. These will operate with any supply between 9 and 16 volts. This deck can be used for both record and playback applications and is fitted with an erase head. A mono record/play head is fitted and we can supply an extra stereo head, if ordered with the deck at the very special price of **£2** plus VAT. We also supply, with each deck and completely FREE, one of our specially moulded escutcheons. This deck would normally cost about **£25** but we are able to offer them, while they last, at only **£9.99** plus VAT.



### BAILEY 30 WATT AMPLIFIER

We have now completed our redesign of this popular amplifier to make it as easy to build as our latest kits. The power amplifiers are complete modules plugging into a power supply master board, all possible wiring has been eliminated but faith has been maintained with the existing metal work to enable owners to update if they wish. Send for full details in our list.




### LINSLEY HOOD 30-WATT AMPLIFIER

Advanced new cost-effective amplifier of impeccable specification from the 'master'. Published in the January and February issues of Hi-Fi News. We are supplying full kits to our usual professional standard.

### STUART TAPE CIRCUITS

(For reel-to-reel decks)

These circuits are just the thing for converting that old valve tape deck into a useful transistorised recorder. Total system is a full three head recorder with separate record and replay sections for simultaneous off tape monitoring. We also stock the heads. This kit is well engineered but does not have the detailed instructions that we give with our more recent designs. We would not therefore recommend it to beginners. Reprints of the original three articles **45p**. Post free. No VAT.



VFL 910

VFL 910. Vertical front loading Super Hi-fi deck, as used in our new Linsley-Hood Cassette Recorder 2. **£31.99 + VAT**. Set of knobs **£1.46 + VAT**.

### CASSETTE HEADS

HS15 SENDUST ALLOY SUPER HEAD. Stereo R/P. Longer life than Permalloy. Higher output than Ferrite. Fantastic frequency response. Complete with data	7.60
HC20 Stereo Permalloy R/P head for replacement uses in car players, etc.	4.25
HM90 Stereo R/P head for METAL tape. Complete with data	7.20
H561 Special Erase Head for METAL tape	4.90
H524 Standard Ferrite Erase Head	1.50
4-Track R/P Head. Standard Mounting	7.40
R484 2/2 (Double Mono) R/P Head. Std. Mtg.	4.90
ME151 2/2 Ferrite Erase. Large Mtg.	4.25
CCE/8M 2/2 Erase. Std. Mtg.	7.90

We are the actual importers of these heads and invite Trade/quantity enquiries.

All prices plus VAT

ALL UK ORDERS ARE POST FREE

Please send 9x4 SAE for lists giving fuller details and price breakdowns.

Personal callers are always welcome but please note we are closed all day Saturday

Instant easy ordering, telephone your requirements and credit card number to us on  
Oswestry (0691) 2894



# HART

HART ELECTRONIC KITS LTD  
PENYLAN MILL OSWESTRY  
SHROPSHIRE  
phone (0691) 2894  
Telex 35661  
Hartel G

4118



# Electronic Brokers

## No.1 in Second User Minis & Peripherals



**JUST ARRIVED**

**MODULAR ONE SERIES VDUs**  
 large new stocks of the fabulous HAZELTINE MODULAR ONE SERIES VDUs  
 BASIC Model from **£425.00**  
 EDITING Model from **£695.00**



**DEC PDP 11/40 CPU**  
 Superb 48kW parity core processor with KT11D Memory Management and DL11 Asynchronous Interface. **Only £5250.00** including cabinet.



**TEXAS 742 PROGRAMMABLE TERMINAL**  
 Microprocessor-controlled terminal providing 4K RAM and 8K ROM plus dual cassette drive with 300K bulk storage £1750. Also available: 725 Portable **£695.00** 733KSR **£750.00** 733ASR **£1450.00**



**ASR33 and KSR33 TELETYPES**  
 Input/Output terminals with 64 ASCII character set. 110 baud operation. Paper tape punch and reader (ASR33 only). Choice of interface (20mA or RS232) KSR33 — **£425.00** ASR33 — **£650.00** Pedestal **£30.00**



**NEW**

**SHUGART FLOPPY DISC DRIVES**  
 SA400 Minifloppy — 110/220KB capacity, 35 tracks, transfer rate 125 bits/sec, AV access time 550msec Power requirements +5VDC +12VDC **PRICE £195.00**  
 SA800 Floppy — 400/800KB capacity, 77 tracks, transfer rate 250Kbits/sec AV access time 260msec Power requirements +24VDC, +5VDC — 5VDC. **PRICE £395.00**



**HAZELTINE THERMAL PRINTER**  
 80-column 30cps Receive-only Printer utilising the Texas Silent 700 mechanism. Parallel TTL Input. Ideal hard-copy attachment for Hazeltine 2000 VDU users. **£395.00**

### DEC EQUIPMENT

- PDP11/04 9-slot 5 1/4" Processor with 16kW MOS and DL11W Interface. BRAND NEW SURPLUS **£3500.00**
- PDP11/10 5 1/4" Processor with 8kW Core and Asynchronous Interface **£1850.00**
- PDP8E Series Modules — large stocks of option modules, add-on core, CPU boards, etc. all at reduced prices.
- LA305 80-column DEC writer KSR terminal **£575.00**
- LA36 132-column DEC writer KSR terminal **£795.00**
- LA11-PD Matrix Printer complete with Unibus Controller **£1800.00**
- MM11DP 16kW Parity Core — BRAND NEW SURPLUS **£995.00**
- PR11 High Speed Paper Tape Reader complete with Unibus Controller **£1295.00**
- RK11D Disk Controller with RK05J and RK05F Drives + 6ft Cabinet **£6250.00**
- VT52-AF DEC Scope **£750.00**

### NEW ASCII KEYBOARDS — NEW LOW PRICES

- KB756 56-station ASCII Keyboard mounted on P.C.B. £45.00 **£53.48**
- KB756MF As above, fitted with metal mounting frame for extra rigidity £50.00 **£59.23**
- KB710 10-key numeric pad, supplied with connecting cable £8.00 **£9.78**
- KB701 Plastic enclosure for KG756 or KB756MF £12.50 **£15.24**
- KB702 Steel enclosure for KB756 or KB756MF £25.00 **£30.48**
- KB2376 Spare ROM Encoder £12.50 **£15.24**
- KB15P Edge connector for KB756 or KB756MF £3.25 **£4.31**
- DC-512 DC convertor to allow operation at 5V only (plugs in to P.C.B.) £7.50 **£9.20**
- KB771 71-station ASCII Keyboard including numeric/cursor control cluster, mounted in steel enclosure £95.00 **£115.00**
- DB25S Mating connector for KB771 £4.25 **£5.46**
- PERK 5-station ASCII Keyboard for PET. Complete with PET interface, built-in power supply and steel enclosure £145.00 **£172.50**

Mail Order Total

### PRINTERS & TERMINALS

- BALL MIRATEL 9" Monitor with case **£95.00**
- GE TERMINET 300 KSR Impact Printer **£625.00**
- GE TERMINET 1200 Impact Printer **£695.00**
- HAZELTINE H-1200 VDU **£375.00**
- HAZELTINE H-2000 VDU from **£395.00**
- SCOPE DATA Electrosensitive Printer **£495.00**
- TALLY 1602 Bidirectional Matrix Printer **£995.00**
- TEKTRONIX 4010-1 Graphics Terminal **£1500.00**
- TEKTRONIX 4601 Hard Copy Unit **£1400.00**
- TERMIPRINTER 7075 KSR Terminal **£575.00**

### MISCELLANEOUS

- AMPEX 1" x 3000' Video Tape **£15.00**
- CALCOMP 565 Drum Plotters **£1250.00**
- CIPHER 100X Magnetic Tape Drive **£950.00**
- DATA GENERAL NOVA 1210 4K CPU **£795.00**
- DIGITRONICS P135 Paper Tape Punches **£95.00**
- EMI 15" Diagonal TV Monitors **£100.00**
- SEAELECTRO 11 x 20 Patch Boards **£12.50**

Discounts available for quantities

**49/53 Pancras Road London NW1 2QB Tel: 01-837 7781. Telex 298694**

WW — 099 FOR FURTHER DETAILS



# Electronic

## No.1 in Second User

### A.C. VOLTMETERS

#### FLUKE

AC/DC Differential Voltmeter 883AB **£975**

#### HEWLETT PACKARD

True R.M.S. Voltmeter 3400A **£415**

#### MARCONI INSTRUMENTS

Valve Voltmeter TF 2600 **£175**

Valve Voltmeter TF 2604 **£250**

R.F. Millivoltmeter TF 2603 **£525**

### ANALYSERS

#### BIOMATION

Logic Analyser 1650D **£3900**

#### GENERAL RADIO

Vibration Analyser 1911A **£2100**

#### HEWLETT PACKARD

Spectrum Analyser 141T **£5250**

c/w 8552A & 8554L

Logic Analyser 1600A **£1850**

Wave Analyser 310A **£950**

Network Analyser System 8407A/8412A **£3500**

#### MARCONI INSTRUMENTS

Wave Analyser TF 2330A **£725**

#### SOLATRON

Frequency Response Analyser 1172 **£3900**

### BRIDGES

#### GENERAL RADIO

Immittance Bridge 1607A **£750**

LCR Bridge (0.05%) 1608A **£1195**

#### MARCONI INSTRUMENTS

Universal Bridge TF 1313 **£395**

Universal Bridge TF 1313A **£790**

In Situ Bridge TF 2701 **£325**

'Q' meter TF 1245A, c/w TF 1246 & TF 1247 **£1450**

#### WAYNE KERR

Universal Bridge B 642 **£695**

V.H.F. Admittance Bridge B 801B **£750**

Source and Detector SR 268 **£950**

A.C. Testamatic A 60 **£1500**

Universal Bridge B221 (0.1%) **£275**

### D.V.M.'S AND D.M.M.'S

#### DATRON

5½ digit D.V.M. 1051 **£995**

#### FLUKE

3½ digit D.M.M. 8022A (New) **£89**

3½ digit D.M.M. 8020A **£99**

4½ digit D.M.M. 8600A **£285**

4½ digit D.M.M. 8600A-01 **£335**

5½ digit D.M.M. 8800A **£599**

5½ digit D.M.M. 8800A-01 **£650**

#### HEWLETT PACKARD

5½ digit D.M.M. 3490A **£550**

#### PHILIPS

Autoranging D.M.M. PM 2514 **£125**

3½ digit D.M.M. PM 2522 **£175**

4 digit D.M.M. PM 2524 **£299**

Autoranging D.M.M. PM 2527 **£400**



#### PHILIPS AC

Millivoltmeter PM 2454B **£299**



#### TEKTRONIX


Storage Scope 434

Dual Trace, 25MHz **£1600**



#### BOONTON TRUE R.M.S.

Voltmeter 93A **£375**



#### HEWLETT PACKARD

Network Analyser System

8407A/8412A, 110MHz **£3500**

### SCHLUMBERGER

5½ digit D.M.M. A243 **£595**

Microprocessor D.M.M. 7065 **£1150**

Microprocessor with processor option **£1450**

Microprocessor D.M.M. 7055 **£975**

Microprocessor with processor option **£1300**

### FREQUENCY COUNTERS

#### ADVANCE

500MHz Counter TC 15 & TC 15 P1 **£495**

#### FLUKE

250MHz Multifunction Counter 1911A-01 **£380**

500MHz Multifunction Counter 1912A **£480**

125MHz Multifunction Counter 1925A **£405**

Counter Tracer 1953A opt. 15 & 16 **£850**

#### PHILIPS

1GHz Timer Counter PM 6615 **£795**

80MHz Universal Counter PM 6611/02 **£350**

### OSCILLOSCOPES

#### HEWLETT PACKARD

75MHz Dual Trace 1707B **£925**

#### MARCONI INSTRUMENTS

X-Y Display TF 2213/1 c/w Memory Unit

TK 2214 **£790**

#### PHILIPS

15MHz Dual Trace PM 3211 **£450**

25MHz Dual Trace PM 3212 **£625**

120MHz Dual Trace PM 3260 **£1095**

120MHz Dual Trace PM 3261 **£1250**

100MHz Dual Trace PM 3262 **£1300**

#### TEKTRONIX

10MHz Dual Trace Battery/Mains 326 **£795**

25MHz Storage Scope 434 **£1600**

10MHz Storage Scope 564B model 121N

c/w 3A6 & 3B3 **£950**

35MHz Dual Trace T932 **£550**

1MHz Miniscope/D.M.M. 213 **£950**

### RECORDERS

#### BRUSH


8 Channel Multipoint Recorder 816 **£695**

**49/53 Pancras Road London NW1 2QB Tel: 01-837 7781. Telex 298694**


Unless otherwise stated all equipment offered in the Electronic Brokers advertisement is refurbished and in the case of Test Equipment also calibrated. Test equipment is guaranteed for 12 months; computer peripherals for 3 months.

WW — 100 FOR FURTHER DETAILS






# Brokers Test Equipment



**BIOMATION 1650D**  
16 Channel Logic Analyser  
**£3900**



**MARCONI INSTRUMENTS**  
X-Y Display TF2213/1 supplied  
with Memory Unit TK2214 **£790**



**MARCONI INSTRUMENTS**  
P.C.M. Regenerator  
Test Set OA 2805A **£3500**



**HEWLETT PACKARD**  
X-Y Recorder 7035B **£650**

- Vector Impedance Meter 4815A **£1950**
- LYONS**
- Pulse Generator PG 22 **£225**
- MARCONI**
- M.F. Attenuator TF 2162 **£135**
- A.F. Power Meter TF 893A **£185**
- Transmission Test Set TF 2332 **£425**
- Transmission Test Set TF 2333 **£600**
- Modulation Meter TF 2300B **£950**
- P.C.M. Regenerator Test Set OA 2805A **£3500**
- P.C.M. Multiplex Tester TF 2807 **£1800**

- PHILIPS**
- Pulse Generator PM 5715 **£495**
- TEKTRONIX**
- Pulse Generator 2101 **£420**
- Time Mark Generator 184 **£275**
- Time Mark Generator 2901 **£395**
- TEXSCAN**
- Sweep Generator VS 40 **£650**

**JUST ARRIVED!!**

- WANDEL & GOLTERMANN**
- 'ANDIMAT' Complete P.C.M. System **p.o.a.**
- SIEMENS**
- 'PEGLEMAT' Complete P.C.M. System **p.o.a.**

Also large stock of Wandel & Goltermann and Siemens Level Oscillators, Receivers, Sweep Systems etc. Phone us with your requirements.

**ONLY SMALL SELECTION OF OUR VAST STOCKS SHOWN HERE — SEND FOR LATEST CATALOGUE**

Electronic Brokers unique catalogue contains 62 pages plus update of second user Test Equipment, and Mini Computers and Peripherals. Vast lists of Signal Sources, Oscilloscopes, DVMs, Counters, Recorders, DEC Computers, VDUs, Teletypes, etc. Largest stocks — most cost effective.

**LATEST EDITION. SENT FREE IN UK**  
Airmail to overseas addresses £2.00



- PHILIPS**
- Single Channel Recorder PM 8110 **£225**
- RACAL**
- F.M. Recorder Store 4 **£2600**
- SHANDON SOUTHERN**
- 6 Channel U/V Recorder 10-650 **£725**
- WATANABE**
- 6 Channel Chart Recorder MC 641 **£2250**
- YOKOGAWA**
- Chart Recorder 3047 **£530**

- SIGNAL SOURCES**
- HEWLETT PACKARD**
- Variable Phase, Sine and Signal Generator 203A **£495**
- Oscillator 10Hz-10MHz 651B **£415**
- Decade Oscillator 4204A **£750**
- U.H.F. Signal Generator 612A **£850**
- V.H.F. Signal Generator 608F **£450**
- MARCONI INSTRUMENTS**
- R.C. Oscillator TF 1370A **£275**
- A.F. Oscillator TF 2000 **£325**
- A.F. Oscillator TF 2100 **£150**
- L.F. Oscillator TF 2102/1M1 **£195**

- Two Tone Source TF 2005R **£295**
- H.F. Generator TF 144H/4 **£750**
- PHILIPS**
- Function Generator PM 5108 **£250**
- Function Generator PM 5127 **£395**
- Function Generator PM 5167 **£725**

- MISCELLANEOUS**
- ADVANCE**
- Pulse Generator PG 59 (CT 600) **£595**
- Off Air Frequency Standard OFS 2B **£200**
- AVO**
- Valve Tester VCM 163 **£475**
- BRUEL KJAER**
- Sound Level Meter 2203 & Microphone 4145 **£450**
- DYMAR**
- Power Meter 1581 **£350**
- GENERAL RADIO**
- Sound Level Meter 1933 **£2000**
- Cassette Recorder 1935 **£2000**
- HEWLETT PACKARD**
- Power Meter 432A & 478A **£450**
- Sweeper & Marker Generator 8601A & 8600A **£1950**

**49/53 Pancras Road London NW1 2QB Tel: 01-837 7781. Telex 298694**

Hours of Business: 9 a.m.-5 p.m., Mon.-Fri. Closed lunch 1-2 p.m.  
Add 15% VAT to ALL PRICES


A copy of our trading conditions is available on request.

Carriage and Packing charge extra on all items unless otherwise stated.

WW — 100 FOR FURTHER DETAILS



All these only from HENRY'S



**IN STOCK**

**FREE POWER SUPPLY**

## NASCOM-2 + FREE 16K RAM

Here's an offer you can't refuse: Because of the lack of availability of MK 4118 RAMs, Nascom Microcomputers is supplying its Nascom 2 without the 8 spare 4118s but with a FREE 16K dynamic RAM board.

**NASCOM-2 with 32K RAM**  
**£345 +VAT**  
 P&P 1.50

When the 4118s become available, Nascom 2 purchasers can have them at the special price of £80 + VAT for the 8K. So, for £295 plus VAT this is what you get:

- MEMORY**
- 16K RAM board (expandable to 32K).
  - 8K Microsoft BASIC.
  - 2K NAS-SYS 1 monitor.
  - 1K Video RAM.
  - 1K Workspace/Scratchpad RAM.
  - Main board sockets for the 8x4118s or 2708 EPROMS.

**Buy British It's Best!!**

No more slaving over a hot soldering iron - the Nascom 1 is now supplied BUILT! Britain's biggest small system is available fully constructed for you to slot into your own housing for the ridiculously low price of £175 plus VAT (kit price still only £165 plus VAT). **EX-STOCK**

**Nascom 1**

12" x 8" PCB carrying 5LSI MOS memory packages. There is on-board unmodulated operating RAM.

**With NAS-SYS SCOOP KIT NOW ONLY FULLY GUARANTEED**

Less P10 **£125**

**MEMORIES**

	£ p
2102	1.20
8 for	8.00
2114	4.00
8 for	30.00
4116	7.50
8 for	55.00
2708	7.50
4 for	28.00
4118	12.75
4 for	48.00
2716	22.00

**MICROPROCESSOR**

- Z80A which will run at 4MHz but is selectable between 1/2/4 MHz.

**HARDWARE**

- Industrial standard 12" x 8" PCB, through hole plated, masked and screen printed. All bus lines are fully buffered on-board.

**INTERFACES**

- Licon 57 key solid state keyboard.
- Monitor/domestic TV interface.
- Kansas City cassette interface (300/1200 baud) or RS232/20mA teletype interface.

The Nascom 2 kits supplied complete with construction article and extensive software manual for the monitor and BASIC.

**NASCOM-1 BUILT**

**£140** +VAT P&P 1.50

**EXPANSION NASCOM-1**

- \*Expansion buffer board **£32.50**
- MEMORY KITS (inclusive all hardware)

8K	<b>£85</b>
16K	<b>£140</b>
32K	<b>£200</b>

- \*I/Q board with decoders and all hardware except ICS will accept up to 3 PIOs, 1 CTV and 1 UART **£35**

NEW T.4 operating system in (2) 2708 EPROMS UPWARDS COMPATIBLE FROM T2 and B-BUG **£25.00**

NAS SYS 1. MONITOR **£25.00**

- Programming Manual **£4.50**
- \*Power supply for up to 32K expansion Mk II **£24.50**
- \*8A power supply for larger than 32K expansion **£60.00**
- \*Expansion card frame **£29.50**
- EPROM programmer **£19.95**
- SMART-1 **£74.95**
- Tiny Basic **£25.00**
- Super Tiny Basic (with editor and machine utility routines) **£35.00**
- Zeap assembler editor **£32.00**
- 8K BASIC ROM **£40.00**
- Naspen Text Handler **£20.00**
- Disassembler **£9.95**

**NASCOM IMP**  
**£325** +VAT P&P £2.50

**NEW**



## NASCOM IMP PLAIN PAPER PRINTER

Fully built and housed in a stylish enclosure for just £325 plus 15% VAT. Interfaces with all micro computers. Deliveries Ex-Stock.

- Optional tractor feed.
- Baud rate from 110 to 9600
- External signal for optional synchronisation of baud

The Nascom IMP (Impact Matrix Printer) features are:

- 60 lines per minute
- 80 characters per line.
- Bi-directional printing.
- 10 line print buffer.
- 96 character ASCII set (includes upper/lower case)
- Automatic CR/LF.
- Accepts 8 1/2" paper.

**HALF PRICE OFFER**



**EXCLUSIVE TO HENRY'S 50% OFF MAKER'S PRICE**

- Software selectable 20, 40 and 80 column using 120mm aluminium-ised paper. 1 roll supplied.
- 150 lines per minute.
- Centronics parallel data interface for Nascom, Tandy, etc.
- 240volt mains input.
- ASCII character set
- Paper feed, and on/off select switches
- Audible 'BELL' signal Weight 10lbs
- Size: 13" x 10 1/2" x 4 1/2" LIST PRICE £400

**Our Price £195.00**

plus VAT post FREE

Spare paper £9 for 3 Rolls + VAT

80 column  
**CENTRONICS P1 PRINTER**

## FERRANTI COMPUTER KEYBOARDS

**SOLID STURDY CASE**



**SIZE 14x6x3" SLOPING FRONT**

60 Key ASCII Coded in steel case Latched output complete with Plug & Cable with circuit to convert to T.T.L. levels.

In good condition at only **£25** +VAT P/P £2.50

Your London & National Nascom Distributor. **Export Orders** deduct VAT, but add 5% carriage **Official Export & Educational Orders welcome**. Our Telex 262284 Mono Ref. 1400 Transonics

**COMPUTER SEND BROCHURE 15p FREE STAMP**



**HENRY'S**

Computer Kit Division  
 404 Edgware Road, London, W2, England  
 01-402 6822





# SOUTHEAST ENGLAND'S ELECTRONICS CENTRE

## MARCONI TF995A/5 AM-FM SIG GEN

Once again a limited Ministry release enables us to offer you this fine piece of equipment. The TF 995A/5 has a continuously variable range in five bands from 1.5 to 220 MHz-F.M. deviation is also variable from 0-15 KHz. Output voltages adjust from 1µV to 200mV. Output and deviation are displayed on an easily read meter. Other features such as XTAL calibrator, small size, etc. makes this a snip at only...

**£225 + carr. + VAT**  
Full manual available.

Note: All units are tested and working prior to despatch, but are sold unguaranteed.

## STOP PRESS! WORD PROCESSOR VDU TERMINALS

Just arrived a VDU with a green screen! As yet no time to obtain full details but we'll make a start. Made by the famous Ventek Co. They have the following spec. 12" monitor, 24 lines x 80 characters, upper and lower case with descenders, 85 plus keyboard, numeric keypad ASCII, RS232 serial interface, adjustable baud rate, full cursor control, edit function, character(s) flash function, etc. etc. latest technology used, mostly 74LS with plug in dynamic rams, supplied in 3 grades

Grade 1 complete tested and working **£275.00 + VAT**  
Grade 2 complete less some keytops **£250.00 + VAT**  
Grade 3 condition as seen or described **£175.00 + VAT**  
Although grade 1 sold working no guarantee is offered. Carriage extra. New rams available 95p each. P.S. Anyone with circuits or manuals please contact us.

## HY GRADE SMOOTHING CAPS

MULLARD - PLESSEY - MALLORY - SPRAGUE

1500mf	100v 60p*	3300mf	40v 50p
3300mf	63v 70p*	1mf	600v MYLAR 28p
10,000mf	15v £1†	22,000mf	16v £1.10†
100mf	250v 45p	2100mf	200v £2.50†

\*Ex equipment tested †P.P. 40p

## SEMICONDUCTOR 'GRAB BAGS'

Amazing value mixed semiconductors, include transistors, digital, linear I.C.'s, triacs, diodes, bridge recs. etc. etc. All devices guaranteed brand new, full spec. with manufacturers markings, fully guaranteed. 50 + BAG **£2.95** 100 + BAGS **£5.15**

## MUFFIN FANS

ideal equipment cooling etc. tested, ex-equipment. 240v 50-60 HZ **£6.15 + p.p. 45p** 110v 50-60 HZ **£5.05 + p.p. 45p**

## ELECTRONIC COMPONENTS & EQUIPMENT

**66% DISCOUNT**

Due to our massive bulk purchasing programme which enables us to bring you the best possible bargains, we have thousands of I.C.'s Transistors, Relays, Cap's, P.C.B.'s, Sub-assemblies, Switches, etc. etc. surplus to our requirements. Because we don't have sufficient stocks of any one item to include in our ads, we are packing all these items into the "BARGAIN PARCEL OF A LIFETIME". Thousands of components at giveaway prices! Guaranteed to be worth at least 3 times what you pay plus we always include something from our ads. for unbeatable value!! Sold by weight

71lb **£ 5.25** 141lb **£ 7.95**  
281lb **£13.75** 561lb **£22.00**  
PLEASE ADD P + P £1.25

## ISOLATED 240v 4 AMP & 10 AMP SOLID STATE RELAYS

Interface your MPU etc, with the outside world made by the famous "Astralux" Co. They consist of a miniature plastic module with mounting holes containing a reed relay for isolation, choke and triac. 12-20 volts D.C. at a few milliamps enable on/off control of A.C. loads up to 10 amps! The 100 amp version should be mounted on a heatsink. 100's of uses including power control, lighting, etc. etc. Dimensions: 4 amp, 1 1/2" x 1 1/2" x 1 1/2", 10 amp, 1 1/2" x 1 1/2" x 1 1/2", 4 amp **£1.45** 10 amp **£2.10** complete with circuit

## DATA STORAGE MEDIUMS

RACAL C10 "Supergrade" cassettes complete with library cases 66p each 10 for **£5.45**  
VERBATIM 5 1/4" soft sector mini disks **£3.45** each 10 for **£31.63**

## OPTO SMASH!

TTL 302/MAN 7 7 segment LED readout common anode direct drive (via resistors) from 7447 £1.10 each  
TTL 119/OC72 Darlingon opto isolator 3 for **£1.00**.  
TIL305 0.3" x 5 matrix LED alphanumeric readouts **£3.75** each.  
PHOTO TRANSISTOR Fairchild FPT-100 NPN silicon 30v, 25ma 4 for **£1.00**

## DISPLAY I.C. AND TRANSISTOR BARGAINS NEVER CHEAPER

All I.C.'s and Transistors by well known manufacturers and fully guaranteed. No fall outs. Comprehensive data on I.C.'s 15p per type.  
2N4351 N channel MOS FET.  
2N4352 P channel MOS FET. 60p each **£1.00** per pair.  
HIGH VOLTAGE NPN POWER SWITCHING transistors BVcbo 600v BVceo 500v BVVbo 15v 1c 5 amps Pc 125 watts HFE 60 typ ft 2.5 mhz ideal invertors, etc. TO3 **£1.60** each 4 for **£5.40**.  
BF258 NPN 250v @ 200ma 45p each 3 for **£1.08**.  
I.R. BS801 2.5 amp 100v bridge rec. P.C. mount long leads 35p each 4 for **£1.08**.  
IN4998 4 amp 100v P.C. mount diodes long leads 14p each 10 for **£1.10**.  
LM309K + 5v 1.2 amp regulator **£1.10** each 6 for **£5.35**.  
2N1671B unijunction 450mw 30v 48p each 3 for **£1.00**.  
IN4004 SD4 1 amp 400v diodes 7p each 18 for **£1.00**.  
I.R. 12 amp BRIDGE RECS. 400 volt **£1.25** each.

### POWER DARLINGTON SCOOP!

MJ1000 NPN 60v 90w 8 amps TO3 95p each  
2N6385 PNP 80v 100w 10 amps TO3 **£1.25** each  
MJ4030 NPN 50v 150w 16 amps TO3 **£2.25** each

## PLESSEY EDGE STACKABLE DECADE THUMBWHEEL SWITCHES.

Gold plated contacts dimensions 2" x 2" x 1/4" 85p each 8 for **£5.35**.  
Miniature Continental Series 12VDC 4c/o plug in relays **£1.30** each.  
AMPHENOL 50Ω BNC plug 50p. 50Ω BNC plug right angled 60p.  
C90 Audio Cassettes screw type construction 45p each 3 for **£1.00**.  
Bulbs 24v 14 watt white frosted S.B.C. 8 for **£1.00**.  
Bulbs 12v 100 watt clear, base similar S.B.C. 45p each.  
S.B.C. Bulb Holders All steel cad. plated panel mount easily fixed via nut and round hole, ideal disco displays, scoreboards, etc. 4 for **£1.10**.  
Xtal filters S.E.1 QC1121/B miniature low insertion loss P.C. mount. C.F. 10.7mhz with B.W. of 7.5khz 2000Ω imp in-out. Brand new @ **£7.99**.  
Heavy Duty Flat Insulated Earth Braid 100-200 amp braided tinned copper in heavy clear PVC sheath 50p per metre. **£6** for 15 metres + PP **£1** per 15 metres.  
BULGIN miniature 6 way male chassis mount socket and matching free plug 60p each, 2 for **£1.10**.  
Red L.E.D.'s full spec. 0.2" 14p each, 10 for **£1.25**.  
Red L.E.D.'s 0.125" 10p each 10 for **80p**.  
Dynamic Stick Mics 600Ω with built in on/off switch complete with lead and min. jack plug **£1.15** each, 10 for **£10.00**.  
TO5 HEATSINKS "Thermaloy" black anodised press on aluminium finned type 18p each, 8 for **£1.00**.  
HARDWARE PACK Don't be stuck for the right nut and bolt for the job. Pack contains B.A. Metric, Unified, Self Tap, etc. Nuts, Bolts, Screws, Washers, etc. in Brass Bronze and Steel. All steel items plated. Average contents 400-600 pieces. Sold by weight, 2lb bag **£2.65**

## MANY HUNDREDS OF TRANSFORMERS IN STOCK - SEND SAE FOR LIST

ONE OFF SPECIALS  
Hewlett Packard HP67 pro. calc. **£150.00 + VAT**  
3KW 240v 50HZ to 3KW 120V 60HZ converter **£375.00 + VAT**  
"Wordplex" 8 user word processor system, CPU, dual 8" floppy's etc **£950.00 - VAT**

## BARGAINS GALORE!

In our walk round Warehouse NOW open Monday to Saturday 9.30-5.30

## 4k x 12 RAM static Memory card

Complete 4K x 12 bit memory system on one PCB. This ex computer memory card contains all relevant decoding, read write and control logic for coupling to your M.P.U. or mini computer system. TTL in and out make interfacing a "cinch". We understand that by reading the outputs correctly, the memory can be organised as a 8K x 8! Features include fast 250ns max. access time. Standard +12v, -12v-5v power rails compact construction, non volatile memory, data remains even when power switched off! Original cost over £800 each, supplied complete with full data and circuit manual, at an unbelievable price of **£39.95** P.P. **£1.75**  
Note: Memories are removed from working equipment but supplied untested, unguaranteed.

## HOW TO GET HERE

Victoria, London Bridge or Holborn Viaduct to Thornton Heath. 1 minute from Thornton Heath Station.

## SCOOP OF THE YEAR HAZELTINE H1200 V.D.U. TERMINAL

Due to a fantastic bulk purchase, we are now able to offer this superb terminal at a price almost below the cost of manufacture!! Features include: 12" screen, 55 key TTY keyboard, full ASCII, RS232 interface, adjustable baud rate 75 to 9600, 12 lines x 80 characters (upgradable to 24 x 80), cursor control, lower case option, plus many other features.

Brand new at only **£250 + VAT.**

FULL Technical Manual available

## POWER SUPPLY UNITS

5 VOLT 2.5 AMP T.T.L. P.S.U.  
Made for T.T.L. this compact ex computer systems unit features a 10 amp transformer with D.C. outputs of 5 volts @ 2.5 amps and 7.5 volts @ 5 amps. The 5 volt output is fully regulated and smoothed and has electronic current limiting. May be easily modified for 5 volts @ 7.8 amps, believed working but untested 240v A.C. input Complete with circuit **£8.25** P.P. **£1.60**

## KEYBOARD



A special bulk purchase enables us to offer the above keyboard at a lowest ever price. 49 coded keys encoded into a direct TTL compatible 7 bit output. Features such as delayed strobe, 5 volt D.C. single rail operation and rollover protection make this an absolute must for the MPU constructor! Supplied complete with connection diagram and edge connector, at a secondhand price of only **£20.00 + P.P. £1.60**

no time to test price of only **£20.00 + P.P. £1.60**

no time to test price of only **£20.00 + P.P. £1.60**

no time to test price of only **£20.00 + P.P. £1.60**

no time to test price of only **£20.00 + P.P. £1.60**

no time to test price of only **£20.00 + P.P. £1.60**

no time to test price of only **£20.00 + P.P. £1.60**

no time to test price of only **£20.00 + P.P. £1.60**

no time to test price of only **£20.00 + P.P. £1.60**

no time to test price of only **£20.00 + P.P. £1.60**

no time to test price of only **£20.00 + P.P. £1.60**

no time to test price of only **£20.00 + P.P. £1.60**

no time to test price of only **£20.00 + P.P. £1.60**

no time to test price of only **£20.00 + P.P. £1.60**

no time to test price of only **£20.00 + P.P. £1.60**

no time to test price of only **£20.00 + P.P. £1.60**

no time to test price of only **£20.00 + P.P. £1.60**

no time to test price of only **£20.00 + P.P. £1.60**

no time to test price of only **£20.00 + P.P. £1.60**

no time to test price of only **£20.00 + P.P. £1.60**

no time to test price of only **£20.00 + P.P. £1.60**

no time to test price of only **£20.00 + P.P. £1.60**

no time to test price of only **£20.00 + P.P. £1.60**

no time to test price of only **£20.00 + P.P. £1.60**

no time to test price of only **£20.00 + P.P. £1.60**

no time to test price of only **£20.00 + P.P. £1.60**

no time to test price of only **£20.00 + P.P. £1.60**

no time to test price of only **£20.00 + P.P. £1.60**

FREQUENCY	PRICE
100.00 KHZ	£2.95
1.00 MHZ	£2.75
2.00 MHZ	£2.35
2.50 MHZ	£2.25
3.00 MHZ	£2.25
4.00 MHZ	£2.25
5.00 MHZ	£2.25
10.00 MHZ	£2.25
15.00 MHZ	£2.25
20.00 MHZ	£1.75
33.33 MHZ	£2.80
VAR Y Xtal 36 40 KHZ	

## TOROIDAL TRANSFORMERS

HP 240v pri. sec. 2 x 30v @ 4 amps 2 x 18v @ 1 amp **£11.00** p.p. **£1.60** dimensions 4 1/2" x 2 1/2"  
PR 240v pri. sec. 15.0 15 @ 2 amps dimensions 3" x 2 1/2" **£4.95** p.p. 99p  
TM 240v/110v pri. sec. 15.0 15 BVA dimensions 2 1/2" x 1" **£1.95** p.p. 30p  
All voltages measured off load.

HP 240v pri. sec. 2 x 30v @ 4 amps 2 x 18v @ 1 amp **£11.00** p.p. **£1.60**

HP 240v pri. sec. 2 x 30v @ 4 amps 2 x 18v @ 1 amp **£11.00** p.p. **£1.60**

HP 240v pri. sec. 2 x 30v @ 4 amps 2 x 18v @ 1 amp **£11.00** p.p. **£1.60**

HP 240v pri. sec. 2 x 30v @ 4 amps 2 x 18v @ 1 amp **£11.00** p.p. **£1.60**

HP 240v pri. sec. 2 x 30v @ 4 amps 2 x 18v @ 1 amp **£11.00** p.p. **£1.60**

HP 240v pri. sec. 2 x 30v @ 4 amps 2 x 18v @ 1 amp **£11.00** p.p. **£1.60**

HP 240v pri. sec. 2 x 30v @ 4 amps 2 x 18v @ 1 amp **£11.00** p.p. **£1.60**

HP 240v pri. sec. 2 x 30v @ 4 amps 2 x 18v @ 1 amp **£11.00** p.p. **£1.60**

HP 240v pri. sec. 2 x 30v @ 4 amps 2 x 18v @ 1 amp **£11.00** p.p. **£1.60**

HP 240v pri. sec. 2 x 30v @ 4 amps 2 x 18v @ 1 amp **£11.00** p.p. **£1.60**

HP 240v pri. sec. 2 x 30v @ 4 amps 2 x 18v @ 1 amp **£11.00** p.p. **£1.60**

HP 240v pri. sec. 2 x 30v @ 4 amps 2 x 18v @ 1 amp **£11.00** p.p. **£1.60**

HP 240v pri. sec. 2 x 30v @ 4 amps 2 x 18v @ 1 amp **£11.00** p.p. **£1.60**

HP 240v pri. sec. 2 x 30v @ 4 amps 2 x 18v @ 1 amp **£11.00** p.p. **£1.60**

HP 240v pri. sec. 2 x 30v @ 4 amps 2 x 18v @ 1 amp **£11.00** p.p. **£1.60**

HP 240v pri. sec. 2 x 30v @ 4 amps 2 x 18v @ 1 amp **£11.00** p.p. **£1.60**

HP 240v pri. sec. 2 x 30v @ 4 amps 2 x 18v @ 1 amp **£11.00** p.p. **£1.60**

# ELECTRONICS

Dept. W.W., 64-66 Melfort Rd., Thornton Heath, Surrey. Telephone: 01-689 7702

## MAIL ORDER INFORMATION

Unless otherwise stated all prices inclusive of VAT. Cash with order. Minimum order value **£2.00**. Prices and Postage quoted for UK only. Where post and packing not indicated please add 30p per order. Bona Fide account orders minimum **£10.00**. Export and trade enquiries welcome. Orders despatched same day where possible. Access and Barclaycard Visa welcome.

## HIGH EFFICIENCY SMITHS RADIAL BLOWERS

Are your hot parts sweltering? Then keep them cool with our high efficiency radial snail type blowers. Made by Smiths, designed for continuous use in expensive electronic equipment very powerful and quiet, gives massive air flow to prolong component life and reliability. Easily mounted, air aperture 2 1/2" x 3". Ideal linears etc. Please state 240v or 110v operation. 50hz only. **£4.55** P.P. **£1.10**



**U.K. RETURN OF POST MAIL ORDER SERVICE, ALSO WORLDWIDE EXPORT SERVICE**

**BSR DE LUXE AUTOCHANGER**

Plays 12", 10" or 7" records, Auto or Manual. A high quality unit backed by BSR reliability. Stereo Ceramic Cartridge. AC 200/250V. Size 13 1/2" x 11 1/4" x 3". Above motor board 3 speeds. Below motor board 2 1/2". with Ceramic Stereo cartridge.



**£20** Post £2

**HEAVY METAL PLINTHS**

Cut out for most BSR or Garrard decks. Silver grey finish. Size 16 x 14 x 3in.

Post £2

**£4.50**  
**£6.00**

**TINTED PLASTIC COVERS**

Sizes: 14 1/2 x 12 1/2 x 4 1/4 in. or 14 1/2 x 12 1/2 x 3 in. **£3.50**. 15 1/4 x 13 1/2 x 4 in. **£4**. 18 x 13 1/2 x 4 in. **£6**. 17 1/4 x 9 1/2 x 3 1/2 in. **£3**. 18 x 12 1/2 x 3 in. **£6**. 18 x 13 1/4 x 3 1/2 in with standup hinges **£7**. 14 1/2 x 14 1/4 x 2 1/2 in. Rosewood sides **£4**. Post £2. Ideal for record decks, tape decks, etc.

**BSR SINGLE PLAYER**

BSR P182 3 speeds flared aluminium turntable "S" shape arm, cueing device, ceramic cartridge **£24** Post £2



**BSR TWO-SPEED BUDGET MODEL £15**

**GARRARD MINI CHANGER CC10A**

3-speed stereo cartridge. Plays all size records. 7in turntable **£6.95** Post £1.60



**BSR P163 BELT DRIVE QUALITY DECK**

Manual or automatic play. Two speeds. Precision balanced arm. Slide in head, cueing device. Bargain price **£30** Post £2



Suitable magnetic cartridge **£6.50**.

**ELAC HI-FI SPEAKER 8in. TWIN CONE**

Large ceramic magnet. 50-16,000 c/s. Bass resonance 40 c/s. 8 ohm impedance. 10 watts RMS. **£5.95** Post 99p. 20 watt woofer bass unit only **£7.95** Post 99p



**LOW VOLTAGE POWER PACK FOR MODELS.** Ready made. Famous make. Will supply 10 volts D.C. at 400mA. With terminals and mains lead. **£2.75** Post 50p

**POTENTIOMETERS**

With spindles 5kΩ to 2MΩ. LOG or LIN. L/S **35p**. DP **60p**. Stereo L/S **85p**. DP **£1**. Edge Pot 5K. SP **45p**. Sliders Mono **65p**. Stereo **85p**.

**80 Ohm Coax**

FRINGE LOW LOSS **15p** yd. PLUGS **20p**. SOCKETS **25p**. LINE SOCKETS **45p**. OUTLET BOXES **85p**. 300 ohm FEEDER **5p** yd.

**EMI 13 1/2 x 8in. LOUSPEAKERS**

With tweeter and crossover. 10 watt 3 or 8 ohm. With tweeter and crossover. 8 ohm. 15 watts.

**£9.95** Post 99p **£10.95** Post 99p

Bass woofer only 15 ohm. 20 watt. **£10.95** Post 99p

**Suitable Bookshelf Cabinet**

Teak finish. For EMI 13 x 8 speakers. Size 16 x 11 x 8 inches approximately. **£9.50** Post £1.60

**THE "INSTANT" BULK TAPE ERASER**

Suitable for cassettes, and all sizes of tape reels. AC mains 200/250V. Leaflet SAE. **£7.50** Post 50p



Will also demagnetise small tools. **Head Demagnetiser only £5.00**. Post 50p

**RELAYS. 12V DC 95p. 6V DC 85p. 240V AC 95p.**

**BLANK ALUMINIUM CHASSIS.** 6 x 4—**95p**; 8 x 6—**£1.40**; 10 x 7—**£1.55**; 12 x 8—**£1.70**; 14 x 9—**£1.90**; 16 x 6—**£1.85**; 16 x 10—**£2.20**. **ANGLE ALL.** 6 x 3/4 x 3/4 in—**20p**. **ALUMINIUM PANELS.** 6 x 4—**24p**; 8 x 6—**38p**; 10 x 3—**40p**; 10 x 7—**54p**; 12 x 8—**70p**; 12 x 5—**44p**; 16 x 6—**70p**; 14 x 9—**94p**; 12 x 12—**£1**; 16 x 10—**£1.16**. **PLASTIC AND ALI BOXES IN STOCK. MANY SIZES**

**TAG STRIP 28-way 12p.**

**TAPE OSCILLATOR COIL.** Valve type. **35p**. **BRIDGE RECTIFIER** 200V PIV 1/2 amp **50p**. 8 amp **£2.50**. **TOGGLE SWITCHES** SP **30p**. DPST **40p**. DPDT **50p**. **MANY OTHER TOGGLES IN STOCK. Please enquire.** **PICK-UP CARTRIDGES** ACOS, GP91 **£2.00**. GP94 **£2.50**. **SOMOTONE** 9TAHC Diamond **£3.75**. V100 Magnetic **£6.50**. **RESISTORS.** 10Ω to 10M. 1/4W, 1/2W, 1W, 20% 1p; 2W 10p. **HIGH STABILITY.** 1/2W 2% 10 ohms to 1 meg. **8p**. Ditto 5%. Preferred values, 10 ohms to 10 meg. **3p**.

**HIGH QUALITY**



**JVC DECK**

**£35** Post £2

**J.V.C. BELT DRIVE STEREO DECK**

With magnetic pick-up detachable head CN2316R adjustable counter balance weight, hydraulic damped cueing platform, automatic pick-up arm return, 2 speeds 33 and 45 rpm, suppression circuit to start stop switch, 240V AC motor, dynamic pendulous bias compensator. Teak veneer base 19in. x 14 1/4in. **£9**. Post £2. Plastic cover **£6**, post £2.

**RCS SOUND TO LIGHT KIT Mk. 2**

Kit of parts to build a 3 channel sound to light unit 1,000 watts per channel. Suitable for home or disco. Easy to build. Full instructions supplied. Cabinet **£4.50** extra. Will operate from 200MV to 100 watt signal. **£18** Post 50p

**"MINOR" 10 watt AMPLIFIER KIT £12.50**

This kit is suitable for record players, guitars, tape playback, electronic instruments or small PA systems. Two versions available: Mono. **£12.50**; Stereo. **£20**. Post 45p. Specification 10W per channel; input 100mV; size 9 1/2 x 3 x 2in. approx. SAE details. Full instructions supplied. AC mains powered. Input can be modified to suit guitar.

**RCS STEREO PRE-AMP KIT.** All parts to build this pre-amp.


Inputs for high, medium or low imp per channel, with volume control and PC Board **£2.95** Post 35p

Can be ganged to make multi-way stereo mixers

MAINS TRANSFORMERS		ALL POST 99p	
250-0-250V 70mA, 6.5V, 2A		15-0-15V, 2 amp.	£3.45
250-0-250V 80mA, 6.3V 3.5A, 6.3V 1A		20V-0-20V, 1 amp.	£4.80
350-0-300V 100mA, 6.3V 3.5 amp		12V 3 amp	£5.80
300-0-300V 120mA, 2x6.3V 2A C.T., 5V 2A		30V 6 amp and 17V-0-17V, 2 amp.	£10.00
220V 45mA, 6.3V 2A		40V, 2 amp.	£2.50
HEATER TRANSFORMER, 6.3V 1/2 amp		20V, 1 amp.	£2.20
GENERAL PURPOSE LOW VOLTAGE. Tapped outputs available			
2 amp. 3, 4, 5, 6, 8, 9, 10, 12, 15, 18, 25 and 30V		30V-0-30V, 2 amp.	£6.00
1 amp. 6, 8, 10, 12, 16, 18, 20, 24, 30, 36, 40, 48, 60		12-0-12V, 2 amp.	£6.00
2 amp. 6, 8, 10, 12, 16, 18, 20, 24, 30, 36, 40, 48, 60		10V 3 amp.	£9.50
3 amp. 6, 8, 10, 12, 16, 18, 20, 24, 30, 36, 40, 48, 60		30V 6 amp and 17V-0-17V, 2 amp.	£12.50
5 amp. 6, 8, 10, 12, 16, 18, 20, 24, 30, 36, 40, 48, 60		40V, 2 amp.	£16.00
12V, 100mA	£1.30	20V, 1 amp.	£3.76
12V, 750mA	£1.75	20V-0-20V, 1 amp.	£3.50
10-0-10V, 2 amp.	£3.00	30V-0-30V, 2 amp.	£3.50
30V 6 amp and 17V-0-17V, 2 amp.	£3.50	12-0-12V, 2 amp.	£11.00
0, 5, 8, 10, 15V, 1/2 amp.	£4.00	9V, 1/2 amp.	£1.50
9V, 3 amp.	£3.50	20V-0-20V, 1 amp.	£3.50
250-0-250V, 2 amp.	£4.50	30V-0-30V, 2 amp.	£3.50
30V, 2 amp.	£3.50	12-0-12V, 2 amp.	£11.00
30V, 1 1/2 amp.	£3.30	9V, 1/2 amp.	£1.50
AUTO TRANSFORMERS 115V to 230V or 230V to 115V 150W £7.00			
250W	£8.00	400W	£9.00
500W	£10.00	FULL WAVE BRIDGE CHARGER RECTIFIERS	
6 or 12V outputs. 2 amp. 75p. 4 amp. £1.60			
CHARGER TRANSFORMERS 1 1/2 amp. £1.60. 3 amp. £4.00. 4 amp. £6.50.			
12V, 1/2 amp Half Wave Selenium Rectifier 25p			

**OPUS COMPACT SPEAKERS**

TEAK VENEERED CABINET 11 x 8 1/2 x 7 in 50 to 14,000 cps. 15 watts 8 ohm **£20** pair Post £2



**LOW VOLTAGE ELECTROLYTICS**

1, 2, 4, 5, 8, 16, 25, 30, 50, 100, 200mF 15V **10p**. 500mF 12V **15p**; 25V **20p**; 50V **30p**. 1000mF 12V **17p**; 25V **35p**; 50V **47p**; 100V **70p**. 2000mF 6V **25p**; 25V **42p**; 40V **60p**; 1200mF 76V **80p**. 2500mF 50V **62p**; 3000mF 25V **47p**; 50V **65p**. 4500mF 64V **£2**. 4700mF 63V **£1.20**. 2700mF/76V **£1**. 5000mF 35V **85p**. 5600mF/76V **£1.75**

**HIGH VOLTAGE ELECTROLYTICS**

8/350V **22p** 8+8/450V **50p** 50+50/300V **50p** 16/350V **30p** 8+16/450V **50p** 32+32/450V **75p** 32/500V **75p** 16+16/450V **50p** 100+100/275V **65p** 50/500V **£1.20** 32+32/350V **50p** 150+200/275V **70p**

**MANY OTHER ELECTROLYTICS IN STOCK**

**SHORT WAVE** 100pF air spaced gangable tuner, **95p**. **TRIMMERS** 10pF, 30pF, 50pF, 100pF, 150pF, **15p**. **CERAMIC**, 1pF to 0.01mF, **5p**. Silver Mica 2 to 5000pF, **5p**. **PAPER** 350V-0.1 7p; 0.5 13p; 1mF 150V 20p; 2mF 150V 20p; 500V-0.001 to 0.05 12p; 0.1 15p; 0.25 25p; 0.47 35p. **MICRO SWITCH SINGLE POLE CHANGE OVER** 20p. **SUB-MIN MICRO SWITCH**, 25p. Single pole change over. **TWIN GANG**, 385 + 385p **80p**; 500pF slow motion **75p**. 365 + 365 + 25 + 25pF. Slow motion drive **85p**. 120pF **50p**. **TRANSISTOR TWIN GANG**, **50p**. **NEON PANEL INDICATORS** 250V. Amber or red **30p**. **ILLUMINATED ROCKER SWITCH**, single pole. Red **65p**. **WIRE-WOUND RESISTORS** 5 watt, 10 watt, 15 watt **15p**. **CASSETTE MOTOR**, 6 volt **£1.00**. **CASSETTE MECHANISM**, Mono heads, no motor **£3.00**

**"VALVES" special offer subject to being unsold £1.00. Post Free**

6AM6	12K7GT	PCF82	PL84	EFB80	EF80
6X8G	35L7GT	PCF86	PV33	ECB84	EM84
6BT6	954	PCL92	PY80	ECB84	EM85
6V6G		PCL84	PY82	ECF80	EM87
120T7G	35Z4GT	PL81	PY83	ECB80	EY51
12K6M	PCC84	PL82	EB91	ECB82	EY86
25Y6G	PCC89	PL83	EB81	EF41	EZ40

**BAKER LOUSPEAKERS**


**"SPECIAL PRICES"**

Post £1.50 ea.

MODEL	SIZE IN	OHMS	POWER WATTS	TYPE	OUR PRICE
MAJOR	12	4-8-16	30	HI-FI	£12
DELUXE MK II	12	8-16	15	HI-FI	£14
SUPERR	12	8-16	30	HI-FI	£22
AUDITORIUM	12	8-16	45	HI-FI	£20
AUDITORIUM	15	8-16	60	HI-FI	£30
GROUP 35	12	4-8-16	40	PA	£12
GROUP 45	12	4-8-16	45	PA	£15
GROUP 50	12	4-8-16	60	PA	£20
GROUP 50	15	8-16	75	PA	£30
GROUP 75	12	4-8-16	75	PA	£24
GROUP 100	12	8-16	100	PA	£29
GROUP 100	15	8-16	100	PA	£35
DISCO 100	12	8-16	100	DISCO	£29
DISCO 100	15	8-16	100	DISCO	£35

**BAKER 50 WATT AMPLIFIER**

**£65** Post £2.00



Ideal for Halls/PA systems, Discos and Groups. Two inputs. Mixer, Volume Controls, Master Bass, Treble and Gain Controls. 50 watts r.m.s. Three loudspeaker outlets 4, 8, 16 ohms.

**BAKER 150 WATT MIXER/AMPLIFIER**

Professional 4 inputs with volume controls. Will mix mics, decks, musical instruments, etc.



**£85** Post £2.00

Slave version available **£69**

**FAMOUS LOUSPEAKERS**

**"SPECIAL PRICES"**

Post £1.50 ea.

MAKE	MODEL	SIZE	WATTS POWER	OHMS	OUR PRICE
SEAS	TWEETER	4in round	50	8	£7.50
GOODMANS	TWEETER	3 1/2in square	25	8	£4.00
AUDAX	TWEETER	3 1/2in square	60	8	£10.50
SEAS	MID-RANGE	4in	50	8	£7.50
SEAS	MID-RANGE	5in	80	8	£10.50
SEAS	MID-RANGE	4 1/2in	100	8	£12.50
GOODMANS	FULL-RANGE	8in	20	8	£5.50
SEAS	WOOFER	8in	30	8	£14.00
K.G.B.	GENERAL	10in	30	8	£10.50
McKENZIE	DISCO-GROUP	15in	150	8+16	£56.00
CELESTION	DISCO-GROUP	18in	100	8+16	£59.00
CELESTION	DISCO-GROUP	18in	200	8+16	£69.00

**TEAK VENEERED HI-FI SPEAKER CABINETS**

For 13x8in. or 8in. speaker **£9.50** Post £1.60  
For 6 1/2in. speaker and tweeter **£8.50** Post £1.00  
Many other cabinets in stock. Phone your requirements. **SPEAKER COVERING MATERIALS.** Samples Large S.A.E. **LOUDSPEAKER CABINET WADDING** 18in wide **20p** ft.

**GOODMANS TWIN AXIOM 8 inch dual cone loudspeaker. 8 ohm, 12 watt hi-fi unit £10.50.**

**CROSSOVERS. TWO-WAY 3000 c/s 3 or 8 or 15 ohm £1.90. 3-way 950 cps/3000 cps. £2.20.**

**LOUDSPEAKERS PM 3 ohm 7x4in. £1.50; 6 1/2in. £1.95; 8x5in. £1.90; 8in. £2.50.**

**SPECIAL OFFER: 64 ohm, 2 1/2in., 35 ohm, 3in., 25 ohm, 2 1/2in., 3in., 5x3in., 7x4in., 8 ohm, 2 1/2in., 3in., 3 1/2in., 5in., 15 ohm, 3 1/2in. dia. 6x4in., 7x4in., 5x3in., 3 ohm, 2 1/2in., 2 1/2in., 3 1/2in., 5in. dia. £1.50 each.**

**PHILIPS LOUSPEAKER, 8in., 4 ohms, 4 watts, £2.50.**

**RICHARD ALLAN TWIN CONE LOUSPEAKERS**

8in. diameter 4W **£2.50**. 10in. diameter 5W **£3.50**;

12in. diameter 6W **£4.50**. 3/8/15 ohms, please state.

**MOTOROLA PIEZO ELECTRIC HORN TWEETER £6.50**

Handles up to 100 watts. No crossover required.

</







# BAMBER ELECTRONICS

**A.C. ADAPTOR** (Battery Charger) 120 vac input, 5.8 vdc. at 200 mA output. USA type mains plug to 3.5 mm jack plug. Brand new & boxed £1.25 each.  
**A.C. ADAPTOR** (Battery charger) 117 vac input, 4.5 vdc at 150 mA output. USA type mains plug to 2.5 mm jack plug. Brand new & boxed £1.00 each.  
**VARICAP TUNER HEADS**, 4 button type, 22K res. with AFC switch & station indicator. Brand new £2.00 each.

**SCREWS**. Pack of nuts, bolts, washers, tags, self taps etc. Mixed BA & metric. Sold by weight. £2.00 per kilo.

**LOW VOLTAGE ELECTROLYTICS**. Pack of mixed values & voltages. Approx. 150 items £1.50.  
**JAYBEAM STARBEAM UHF** set top aerials. Brand new & boxed £2.00 each.

**MODERN TELEPHONES** Type 746 with dials, colour cream, used but new condition. £8.00 each.

**ERSIN MULTICORE SOLDER** 3 core solder wound on a plastic reel. 20 swg. Ally 60/40 tin lead. Available in 500 gm reels. £5.70 each.

**CHANNEL MASTER COLORATOR** aerial rotator Model 9502. Rotation speed 1 rpm, gear ratio 3200:1, 3 conductor wire for economy, pinpoint positioning to within one degree. Few only at £45.00. We also stock Jaybeam T.V. and Radio aerials. SAE for lists.

**ISEP SLOTTED HORIZONTAL RAIL** available in 9 ft. lengths. £4.00 each.

**WATCH STRAPS** Black stainless steel 50p each. Black plastic 25p each. Watch spring bars 10p each. Discount for Quantity.

**RADIOGRAM** lid pumps £1.00 each, 2 for £1.50.  
**RIBBON CABLE** 19 way decimal coded, 4 metres for £1.25.

**BYX25-100 & BYX25R** Rectifiers, 1000v 20A mounted on finned heatsink. Ex-Equip. £1.25 each.

**BZY93C75** Diodes, 75v 20W Zener mounted on finned heatsink similar to above. Ex-Equip. 75p each.

**FERRANTI MICROSPOT CATHODE RAY TUBES** Type 3H/1010 Suitable for Photographic Multi-Channel Recorder Systems. Fitted with a mounting collar and prism cemented to the faceplate, screen aluminised Phosphor P. The tubes are also fitted with mounting units MU1053 and deflection coil type SC48A. Few only at £55.00 each.

**BNC RIGHT ANGLED PLUGS**. 75 ohm type GE 37502 C12 50p each or 12 for £5.00.

## RADIOTELEPHONE EQUIPMENT

Pye Westminster W15AM high band & low band available. Sets complete and in good condition but are less speakers, mikes, cradles and LT leads. (sets only) £70.00 each.

Pye Westminster W15AMB (Boot Mount) low band complete with control gear and accessories, good condition £80.00 each.

Pye Westminster W30AM low band, sets only no control gear, complete and in good condition. £45.00 each.

Pye Base Station F27 Low & High band, few only at £75.00 each.

Pye Base Station F30 AM Low & High band, with & without T/T Prices from £220.00 each.

Pye Cambridge AM10B (Boot Mount) low band, 12.5 kHz, sets only, no control gear, good condition, £20.00 each.

Pye UHF Link U450L Base Station Tx £15.00 Rx £15.00 or £25.00 for the two. Sold as seen.

Pye BC14 Battery Charger for PF1 (Pocketfone) batteries, will charge up to 12 Tx batteries & 12 Rx batteries at the same time. £15.00 each.

Pye RTC Controller units, for remotely controlling a VHF or UHF fixed station radiotelephones over landlines. £20.00 each.

Pye PF1 Pocketfones suitable for conversion to 70cm, sets complete but less batteries, supplied with service manual. £26.00 per pair.

**PYE TELECOM** Yagi aerials. 4 element, very rugged construction, 71.1 MHz (ideal for four metres). Brand new £10.00.

**DISGUISED MOBILE AERIALS** (dustbin lids). Available in mid band & high band. Brand new £5.00 each.

## CASIO

We now stock a full range of Casio watches and calculators all at discount prices. Please send 20p for details and prices of watches or calculators or both.

## SEMICONDUCTORS

BFY50 Transistors 4 for **60p**.  
 BSX20 (VHF osc/mult) 3 for **50p**.  
 BC108 (metal can) 4 for **50p**.  
 BC109 (metal can) 4 for **50p**.  
 2N3819 fet. 3 for **60p**.  
 BC158 PNP Silicon 4 for **50p**.  
 741CG Op Amps 4 for **£1.00**.  
 TIP 295 Silicon PNP 2 for **£1.50**.  
 LM309K 5v Regulator **£1.00**.  
 BCY72 Transistors 4 for **50p**.  
 BC107 (metal can) 4 for **50p**.

PBC108 (plastic BC108) 5 for **50p**.  
 BF152 (UHF amp/mixer/ 3 for **50p**.  
 BC148 NPN Silicon 4 for **50p**.  
 BAY31 Signal Diode 10 for **35p**.  
 SCR400V at 3A stud type, 2 for **£1.00**.  
 1N4148 (1N914) diodes 10 for **25p**.  
 LM340/12 12v Regulator **£1.00**.

## VALVES

EZ81 new **50p**.  
 ECC81 new **50p**.  
 ECC83 new **50p**.  
 EF86 new **60p**.  
 85A2 new **£80p**.

QQZ06-40 ex-equip. **£10.00**.  
 QQV03-20A ex-equip. **£5.00**.  
 QQV03-10 ex-equip. **£1.20**.  
 QQV02-6 ex-equip. **£2.00**.  
 6BH6 ex-equip. **60p**.

Large Stocks of Quartz Crystals for R.T. equipment HC6U, HC18, HC25, £2.00 each. Ring your requirements or SAE for lists.

## PYE WESTMINSTER PCBs ALL BRAND NEW

TX AUDIO PCB AT268838	Order code WS0	<b>£8.00</b>
MULTI-CHANNEL OSC. PCB FOR AM & FM AT26811/10 & /2 6 channel High band	Order code WS2	<b>£7.00</b>
RX MULTIPLIER PCB FOR AM & FM AT26808 Low band /24	Order code WS3	<b>£7.00</b>
AT26808/23 30MHz band FM TX MOD DRIVER PCB	Order code WS4	<b>£5.00</b>
AT26826/68 B band (will tune High band)	Order code WS5	<b>£15.00</b>
PA BOARDS WITH ALL TRANSISTORS AND HEATSINKS /screen covers not supplied	Order code WS7	<b>£18.00</b>
AT10784/10 P band (will tune Low band) Low band pcb only, complete except for transistors and heatsink (for spares only)	Order code WS8	<b>£1.50</b>
AM 10.7MHz IF PCB WITH XTAL FILTER AT26805/10 25kHz spacing	Order code WS9	<b>£15.00</b>
AT26805/11 50kHz spacing	Order code WS10	<b>£10.00</b>
AM TX MULTIPLIER /DRIVER PCB AT26838/13 B band (will tune high band)	Order code WS11	<b>£10.00</b>
AT26838/14 Low band	Order code WS12	<b>£10.00</b>
TX FILTER W15AM AT10787/21	Order code WS13	<b>£4.00</b>
AT10787/23	Order code WS14	<b>£4.00</b>
AT10787/30	Order code WS15	<b>£4.00</b>

A selection of items below from our 1980 catalogue, the products we stock are by Eagle, Weller, Draper, Spiralux, Knipex, Servisol, Barnard's & Babani, Newnes, Jaybeam, Varo, Amtrod and others. Send £1.35 and you will receive our catalogue plus four bi-monthly shortform catalogues to keep you up to date with prices and special offers. Main catalogue contains 104 pages.

**EAGLE MA780T** Electric fully automatic 6 section retractable car aerial with built-in voltage sensor. Remote drive system makes fitting easier. Aerial length, 1,000mm, below wing 220mm, lead length 9,000mm, flexible drive link 700mm. Price £16.95 plus VAT.

**EAGLE DD7** Paging microphone, impedance 600 ohm or 50 K ohms, sensitivity 2.25mV at 50 K ohms, frequency response 300-9000 Hz. desk or wall mounted. £14.85 plus VAT.

**EAGLE MULTIMETER EM50** 50,000 opv. DC volts: 0-1200 volts, AC volts: 0-1200 volts, DC current 0-6A, Resistance 0-10 megohms. Price £19.95 plus VAT.

**DRAPER** super-chrome 1/4" square drive socket sets. 38 piece, 9 AF hexagon sockets, 3 AF bi-square sockets, 11 MM hexagon sockets, 9 BA hexagon sockets, and 6 accessories. Price £12.75 plus VAT.

**SPIRALUX** metric nut spinner sets, contains 8 nut spinners 4, 4.5, 5, 5.5, 6, 7, 8, 9, 10mm. Packaged in a plastic wallet with cellulose acetate handle. Price £7.53 plus VAT.

**WELLER TCP3 IRONS** 24 volt series, 3 wire power units, for applications requiring earthed tip. TCP3 irons £13.84, PU3D power units £24.12 plus VAT.

**WELLER** instant heat guns Model No. 8100D £13.21 each plus VAT.

**WELLER** cordless soldering irons Model No. WC100 £25.47 plus VAT.

**JAYBEAM "STEREOBEAM"** VHF/FM antennas Model SMB2, folded dipole and reflector with universal clamp. £8.00 each. Full range of Jaybeam aerials and accessories available. (See 1980 Catalogue).

**ECA TVT80/80** semiconductor equivalent and data books. Data covering 12,000 transistors and more than 60,000 equivalents. 2 volumes for £6.00. Zero VAT.

**ORYX DE-SOLDER TOOLS** model SR3A, desoldering pump with built-in safety guard. Price £6.50 plus VAT.

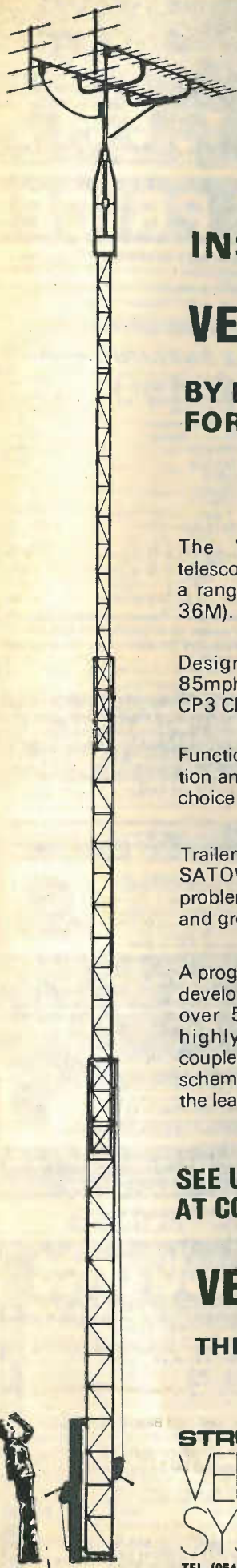
**TERMS OF BUSINESS:** Cheque or P.O., Access and Barclaycard please quote no. Please add 15% VAT on above goods.  
**CARRIAGE:** Packing and carriage charges for all orders under £5.00 nett invoice value — 75p. Orders over £5.00 but less than £20.00 50p. Orders over £20.00 carriage paid.  
**CALLERS WELCOME.** Tuesday-Sat 9.30 am-5.30 pm.



**B. BAMBER ELECTRONICS**  
 DEPT. W.W., 5 STATION ROAD, LITTLEPORT, CAMBS CB6 1QE  
 TEL: ELY (0353) 860185







# INSIST ON VERSATOWER

BY PROFESSIONALS—  
FOR PROFESSIONALS

The VERSATOWER range of telescopic and tilt-over towers cover a range of 25ft to 120ft (7.5M to 36M).

Designed for Wind Speeds from 85mph to 117mph conforming with CP3 Chapter V, part 11.

Functional design, rugged construction and total versatility make it first choice for telecommunications.

Trailer mounted or static, the VERSATOWER solves those difficult problems of antenna support, access and ground level maintenance.

A programme of continuous product development has led to a range of over 50 models, all available at highly competitive prices. This coupled with our quality assurance scheme ensures that we maintain the leader position we enjoy today.

SEE US ON STAND 3L40  
AT COMMUNICATIONS '80

## VERSATOWER

THE PROFESSIONALS' CHOICE

STRUMECH  
VERSATOWER  
SYSTEM

TEL. (05433) 4321. TELEX: 335243

WW-090 FOR FURTHER DETAILS

### TRANSFORMERS CONTINUOUS RATINGS

Please add VAT after P&P

MAINS ISOLATOR			VAT 15% 12 or 24-VOLT		
Ref.	VA (Watts)	£	Ref.	Amps	£
07*	20	4.84	111	0.5	2.42
149	60	7.37	213	1.0	2.90
150	100	8.38	71	2	3.86
151	200	12.28	18	4	4.46
152	250	14.61	85	5	6.16
153	350	18.07	70	6	6.99
154	500	22.52	108	8	8.16
155	750	32.08	72	10	8.93
156	1000	40.92	116	12	9.89
157	1500	56.52	17	16	11.79
158	2000	67.99	115	20	15.38
159	3000	95.33	187	30	19.72
			226	60	40.41

50 VOLT RANGE			30 VOLT RANGE		
Ref.	Amps	£	Ref.	Amps	£
102	0.5	3.75	112	0.5	2.90
103	1.0	4.57	79	1.0	3.93
104	2.0	7.88	3	2.0	6.35
105	3.0	9.42	20	3.0	6.82
106	4.0	12.82	21	4.0	8.79
107	6.0	16.57	51	5.0	10.86
108	8.0	22.29	117	6.0	12.29
109	10.0	27.48	88	8.0	16.45
			89	10.0	18.98
			90	12.0	21.09
			91	15.0	24.16
			92	20.0	32.40

60 VOLT RANGE			SCREENED MINIATURES		
Ref.	Amps	£	Ref.	mA	Volts
124	0.5	4.27	238	200	3-0-3
126	1.0	6.50	212	1A, 1A	0-6-0-6
127	2.0	8.36	13	100	0-9-0
125	3.0	12.10	235	330, 330	0-9-0-9
123	4.0	13.77	207	500, 500	0-8-9-0-8-9
40	5.0	17.42	208	1A, 1A	0-8-9-0-8-9
120	6.0	19.87	236	200, 200	0-15-0-15
121	8.0	27.92	239	50MA	12-0-12
122	10.0	32.51	214	300, 300	0-20-0-20
189	12.0	37.47	221	700 (DC)	20-12-0-12-20
			206	1A, 1A	0-15-20-0-15-20
			203	500, 500	0-15-27-0-15-27
			204	1A, 1A	0-15-27-0-15-27

HIGH VOLTAGE			AUTO TRANSFORMERS		
Ref.	VA	£	Ref.	VA (Watts)	TAPS
60	243	7.37	113	15	0-115-210-240V
350	247	18.07	64	75	0-115-210-240V
1000	250	45.94	4	150	0-115-200-220-240V
			67	500	
			84	1000	
			93	1500	
			95	2000	
			73	3000	
			80s	4000	
			57s	5000	

BRIDGE RECTIFIERS			CASED AUTO TRANSFORMERS		
100v	25A+	£2.10	20VA	£6.55	1.03 56W
200v	2A	45p	75VA	£8.50	1.31 64W
400v	2A	55p	150VA	£11.00	1.31 4W
200v	4A	65p	200VA	£12.02	1.67 85W
400v	4A	85p	250VA	£13.38	1.67 69W
400v	6A	£1.40	500VA	£20.13	1.89 67W
500v	12A	£2.85	1000VA	£30.67	2.65 84W
			1500VA	£42.82	OA 93W
			2000VA	£54.97	OA 95W

TEST METERS			PANEL METERS		
AV08 Mk. 5	£91.50		43mm x 43mm	82mm x 78mm	
AV071	£38.00		0-50µA	0-50µA	£6.70
AV073	£50.70		0-500µA	0-500µA	£6.70
AV0MM5 MINOR	£35.95		0-1mA	0-1mA	£6.70
WEE MEGGER	£76.28		0-30V	0-30V	£6.70
EM272 316KΩ/V	£59.80		VU Indicator Edge 54mm x 14mm µA FSD		£2.60
DA116 Digital	£110.90		VU Panel Ind. 48 x 45mm, 250µA FSD		£2.60
Megger BM7 (Battery)	£53.76				
Clamp Meter 300A	£54.60				

MINIATURE TRANSFORMER			U4315 Budget Meter 20KΩ/V. Rangers to 1000V		
Ref.	Amp	Price	2.5A AC/DC 500KΩ. Res in steel case	£15.85.	
171	500MA	2.30	P&P	£1.32.	VAT 15%
172	1A	3.26			
173	2A	3.95			
174	3A	4.13			
175	4A	6.30			

ABS PLASTIC BOXES			NEW RANGE TRANSFORMERS		
Inset brass nuts, slots to take PC cards (boards) flush fitting lid.			Pri 0-120: 0-100-120: (120V or 220-240V) Sec.		
PB1 80mm x 62 x 40	.80p		0-36-48 twice to give 72v or 92v.		
PB2 100mm x 75 x 40	.90p		2A £13.35 PP £1.40 4A £20.65 PP £2.11		
PB3 120mm x 100 x 45	£1.04		3A £16.17 PP £1.70 5A £29.30 PP £2.47		
PB4 215mm x 130 x 85	£2.68				
P&P 33p. VAT 15%					

ANTEX SOLDERING IRONS			METAL OXIDE RESISTORS 5% ¼W (Electrosil)		
15W	£4.58.	25W £4.58	390Ω - 470Ω - 510Ω - 560Ω - 820Ω 1K - 1K1 - 1K2 - 1K6 - 1K8 - 2K - 2K4 - 3K - 16K - 20K - 22K - 24K - 47K - 82K - 100K - 130K - 180K - 220K - 270K - 300K	£1.50 - 100.	
Stand for above	£1.75.	P&P 53p. VAT 15%.			
ISOLATOR Ref. 30 240V					
240V 200VA	£4.62.	P&P £1.10.			
ISOLATOR Ref. 62 240V					
240V 250VA	£5.62.	P&P £1.10.			

MATERIALS			MAINS ADAPTORS		
13A socket (fused) 4-way multi plug	£4.00		3300-3-6-9-12V at 300mA plus direct into socket (fused) with multiplug	£4.60	
			15% VAT. 55p P&P		

Send 15p for catalogue. Prices correct at 30/10/79.

**Barrie Electronics Ltd.**  
3, THE MINORIES, LONDON EC3N 1BJ  
TELEPHONE: 01-488 3316/8  
NEAREST TUBE STATIONS: ALDGATE & LIVERPOOL ST.

WW/042 FOR FURTHER DETAILS



# Catronics GRAND SPRING SALE

10th-29th March

## SOME ITEMS HALF PRICE!

**TELETEXT DECODERS DRASTICALLY REDUCED!**  
Ready-built decoders (based on 'Wireless World' design) from £130.00 + VAT. Other decoders available at £145.00 + VAT. Kits from £108.95 + VAT.

**MANY, MANY PRICE REDUCTIONS** including 15% off CSC Breadboarding Equipment, 10% off all Jaybeam Antennas, 10% to 20% off selected Trio Equipment, 25% off Vero Boards etc., 50% off some discontinued items!

### A FEW EXAMPLE BARGAINS

Swan 500 Rx/Tx	<b>£243.00</b>	40W 2m PA kit	<b>£20.00</b>
TR7600 2m	<b>£199.50</b>	TR2200GX 2m	<b>£110.00</b>
TR7200 2m	<b>£160.00</b>	FT101ZD Rx/Tx	<b>£550.00</b>
DL304 7 seg LED	<b>£4 for 4</b>	2N4440 Transistor	<b>75p</b>
Dipole Centre Insulators	<b>£2.00</b>	Matrix H Decoder	<b>£48.00</b>
SG402 R.F. Sig. Gen.	<b>£61.50</b>	FT227RB 2m	<b>£220.00</b>
CSC PB100	<b>£10.03</b>	TBA120	<b>70p</b>
CSC PB103	<b>£29.30</b>	µL914	<b>£1.40</b>
Snooper Radar Detector	<b>£66.50</b>	2N6084	<b>£11.20</b>
Trio R300	<b>£149.50</b>	74S262	<b>£12.50</b>
6BA6/EF93, 6GK6	<b>75p each</b>	¼ wave window clip aerial	<b>£5.00</b>
2513/CM3021	<b>£7.35</b>	R512 Airband Rx	<b>£143.50</b>
LM3900	<b>73p</b>	BC143	<b>28p ea.</b>
SL6640	<b>£4.50</b>	BCY71	<b>20p ea.</b>
ZTX500	<b>13p</b>	CA3130E	<b>80p</b>
2N3904	<b>17p</b>	2N2906	<b>21p</b>
2N3906	<b>17p</b>	710	<b>42p</b>
		BF224	<b>25p ea.</b>
		LM380	<b>92p</b>
		MLED500	<b>10p</b>
		CFT455C	<b>69p</b>
		IN4148	<b>3p</b>

All prices include VAT except where stated but add carriage: £4.50 Securitor, min. 50p post  
**DON'T DELAY - ALL ITEMS ARE OFFERED SUBJECT TO AVAILABILITY AND WHILE STOCKS LAST ONLY**

Phone or write for complete list. Pay by Barclaycard, Trustcard, Viscard, Access, Eurocard, Master Charge etc; Cash; Cheque; H.P.; or the New Catronics Creditcharge Card.

**CATRONICS LTD.** (Dept. 24) COMMUNICATIONS HOUSE  
20 WALLINGTON SQUARE  
WALLINGTON, SURREY SM6 8RG Phone: 01-669 6700  
Mon.-Fri. 9 a.m.-5.30 p.m. Sats. 1 p.m. Closed lunch 12.45-1.45 p.m.

WW — 24 FOR FURTHER DETAILS

# It's easy to complain about advertisements.

The Advertising Standards Authority. ✓  
If an advertisement is wrong, we're here to put it right.


A.S.A. Ltd., Brook House, Torrington Place, London WC1E 7HN.

## LOW COST SCOPES AND FUNCTION GENERATORS


10V sine, rectangular, triangle outputs, with or without offset, up to 3MHz into 50Ω. Stability ≥ 1% over 24h. TTL output. Rise and fall times 50ns into 50Ω. As recommended by Practical Wireless **£148.00 VAT.**




**FEATURES:** Large 5" flat CRT. DC to 10MHz bandwidth -3db 10mV to 50V/cm in 12 calibrated steps 0.5HS to 0.01 sec/cm sweep range 182x200x400mm. 4.5 kilo weight. Magnifier x5. Fully automatic trigger. DC to 2MHz horizontal bandwidth. As recommended by Practical Wireless. **£148 + VAT.**



ELMAC 4810 CRT 5MHz scope **£120.00 + VAT.** As recommended by ETI. The best selling 5MHz 4" CRT scope in the UK. Timebase include sweep range — 100 msec/div to 1µ sec/div in 5 steps. 3" also available **£99 + VAT.**



Free 10:1 Probe  
Elex 5810 5" CRT (12MHz) **£181.71 + VAT.** Vertical axis - Y. Deflection sensitivity - 10mV. Bandwidth — DC-DC 12.5MHz (between 3dB points). - AC: 2Hz 12.5MHz (between 3dB points). Rise time - 20n sec. Input Attenuator - 12 step - 10mV/div to 50V/div in 1-2-5 sequence calibrated. Time Base — Sweep range - 0.5µ sec/div to 0.1 sec/div in 12 steps, calibrated with X5 expansion. Fine control - Variable between steps - includes T.B. calibration position.



SINCLAIR SC110 (mini scope) **£145.20.**  
PFM 200 - **£52.20.** DM 450 **£102.45.**  
DM35 **£76.99.** PDM 35 **£34.50.**

All prices plus £3 P&P + VAT  
**KRAMER & CO., 9 October Place, London NW4**  
Tel: 202 472 Telex: 888941 AHN K7  
Open: Mon.-Fri. S.A.E. for further details

### TOKO, INC.

**DC-DC converters** .....  
TOKO's wide range of DC-DC converters includes standard Fluorescent tube (Futaba, Itron) power sources (3vAC, 20vDC) and all the usual MPU and memory types. CPS1001 - 9-16v in 3v AC & 19v OC out  
TOKO UK Ltd: tel (07535) 54057, tlx 848095  
Stocked and distributed in the UK by:  
Ambit int: tel (0277)230909 tlx 995194 ambit g

### TOKO, INC.

**Coils, IFTs, Chokes etc....**  
For all small signal wound components, get in touch with Europe's largest stock-holding distributor of TOKO coils. All types of coil in the range 1kHz to 300MHz  
TOKO UK Ltd: tel (07535) 54057, tlx 848095  
Stocked and distributed in the UK by:  
Ambit int: tel (0277)230909 tlx 995194 ambit g

### TOKO, INC.

**PIEZO ACOUSTIC SOUNDERS**  
The most efficient sounders yet devised, with over 90dB SPL with only 2mA/5v drive at the resonant peak of 5kHz. Over 80dB at 1.5kHz too.  
PB2720:100-499 25p ea  
TOKO UK Ltd: tel (07535) 54057, tlx 848095  
Stocked and distributed in the UK by:  
Ambit int: tel (0277)230909 tlx 995194 ambit g

### ALPS

**ALPS ELECTRIC CO., LTD.**  
**Keyswitches that outperform all the others.** Guaranteed quality, lowest prices and a full stock range in the UK  
Better and cheaper than D6, J-R, Schadow etc.  
Importer and Licence: Armon Products Limited: tel 01 902 4321, tlx 923985.  
Stockist and distributor: Ambit International: tel (0277) 230909, tlx 995194.

WW — 101 FOR FURTHER DETAILS

## Codespeed Electronics

P.O. BOX 23, 34 SEAFIELD ROAD, COPNOR, PORTSMOUTH, HANTS, PO3 5BJ  
**8 DIGIT 0.1" LED DISPLAY** multiplexed, common cathode, 99p each. **DIGITAL ALARM CLOCK MODULE** with 0.7" display, with data **£5.99** each. **4 DIGIT CLOCK LCD** 0.5" digits, supplied with data. **£4.99** each. **MM5316** digital alarm clock chip, with data **£2.29** each. **REJECT CALCULATORS**, untested, but good value for spares, **£2.50** each. **LED WRISTWATCH IC** Mostek MK5030, with data **95p** each. **LED WRISTWATCH DISPLAY** type DIS501, 0.1" digits. With data **95p** each. **SUPER SAVER** purchase an MK5030 and a DIS501 for only **£1.50** the pair. **NOTE** the MK5030 and DIS501 are housed in a 'legless flatpack' style package and require some fairly fine soldering. **20 KEY KEYBOARDS** calculator keyboards, 2 for **99p** (not for use with NORTEC4204 calc. chip). **4 DIGIT 0.8" LED DISPLAY** common cathode, with data **£3.75** each. **DIGITAL MULTIMETER CHIP** MM5330 IC to build a 4½ digit multimeter, with data **£3.49** each. **SUPER QUALITY JACK SOCKETS** ¼" (6.35mm) jack sockets, mono **23p** each, stereo **25p** each. **SLIDE POT KNOBS**, please state colour required. **11p** each. **ROTARY VOLUME CONTROL KNOBS**, nice style, 18mm diam, black with coloured cap. Please state colour required. **18p** each. **10 LED DISPLAYS**, untested material 0.1" digits, common cathode, **95p**. **6 DIGIT 0.1" LED DISPLAY** multiplexed, common cathode, **99p**. **555 TIMER IC** with data and applications booklet, **23p**. **POLARIZING FILM**, max 19" wide, any length, only **2p** per sq inch. Any size cut. **SLIDER SWITCHES** 2 pole, change over, **15p** each. **PUSH BUTTON SWITCHES**, spring loaded (momentary) with one or contact **14p** each. **CALCULATOR CHIP**, Noric 4204, 4 function and constant, with data. **90p**. **2102 MEMORIES**, dynamic memories for your micros, with data. **95p** each. **WRISTWATCH LCD**, supplied with polarizers and data sheet, **99p** each.

**NEW CATALOGUE AVAILABLE FROM JANUARY. SEND S.A.E. FOR YOUR FREE COPY POST AND PACKING PLEASE ADD 35p (OVERSEAS ORDERS ADD 90p)**  
**V.A.T. ADD 15% TO THE TOTAL OF GOODS AND P&P**  
**FULL SATISFACTION GUARANTEE ON ALL ITEMS**



# Appointments

Advertisements accepted up to 12 noon Monday, March 24th for May issue, subject to space being available.

**DISPLAYED APPOINTMENTS VACANT:** £10.00 per single col. centimetre (min. 3cm).  
**LINE advertisements (run on):** £1.50 per line, minimum three lines.

**BOX NUMBERS:** 70p extra. (Replies should be addressed to the Box Number in the advertisement. c/o Wireless World, Dorset House, Stamford Street, London SE1 9LU.)

**PHONE:** Mike Thraves 01-261 8508.

*Classified Advertisement Rates are currently zero rated for the purpose of V.A.T.*

## DESIGN & DEVELOPMENT ENGINEERS

Are you seeking an opportunity to work on sophisticated test gear employing the latest analogue and digital techniques?

If so, join Rediffusion and work on a number of exciting projects associated with the design and development of equipment for production line testing of our future colour TV receivers.

Effective testing plays an important part in ensuring that the finished product reaches the high quality levels necessary for success during the 1980's. To increase the scope and flexibility of our testing, new equipment will be microprocessor controlled. Even if you only have limited knowledge of digital techniques this opportunity will enable you to learn the mysteries of microprocessors and their application to testing complex electronic sub-assemblies.

Applications are invited from engineers with a creative ability to work in a congenial and stimu-

lating environment at our Engineering Centre at Chessington, Surrey. We have vacancies at senior and intermediate levels offering opportunities for career advancement. Salaries are obviously commensurate with qualifications and experience, but will be extremely attractive to those engineers whose test equipment background is such that they can make a significant contribution to the performance of our test gear team.

The usual big company benefits, such as pension scheme, free life insurance, 4 weeks holiday with choice of leave period, sports facilities and assistance with relocation expenses are offered for these posts.

If you are interested in these challenging positions and would like more details or wish to discuss the matter in depth, please write or telephone:-

Mr. H. Brearley,  
Head of Technical Services,  
Rediffusion Consumer Electronics Ltd.,  
Fullers Way South,  
Chessington, Surrey. KT9 1HJ.  
Telephone: 01 397 5411

(10020)



## REDIFFUSION

### Radio Communications Electronics Engineers and Software Designers

Mid-Sussex—S.W. London

Salaries up to £8,000

To join our expanding R&D Laboratories covering a wide range of R.F. spectrum, from L.F. to V.H.F. Equipments include transmitters and receivers for marine- and land-based use, radio nav aids and radio monitoring remote computer-controlled systems.

Electronics Engineers should have experience in transmitter or receiver design, analogue or digital circuit design, microprocessor applications. Software Designers should be experienced Programmers with an interest in control, signal processing or navigational software.

Attractive salaries are complemented by excellent prospects and generous benefits.

Contact: David Bird, Redifon Telecommunications Limited, Broomhill Road, Wandsworth, London, S.W. 18. Phone: 01-874 7281 (reverse charges).

(9938)

### ELECTRONICS RESEARCH AT THE UNIVERSITY OF ESSEX

Graduates who have (or final year students who expect to obtain) a first or upper second class honours degree are invited to apply for research leading to a higher degree (M.Sc., M.Phil. or Ph.D.) in the following areas:

**Audio** (high quality audio systems, music synthesis), **Circuit Design** (CAD, filters), **Computer Systems** (architectures, languages, man-computer interaction), **Electro-Optical Systems**, **Acoustic Noise Cancellation**, **Satellite Communications Systems**, **Microwave and Millimetre Wave Propagation**, **Speech Communication with Computers**, **Telecommunications Transmission** (data transmission, filters, PCM, DPCM), **Telecommunications Switching Systems and Software** (computer control, traffic studies, network configurations), **Visual Displays and Television Engineering** (computer graphics, 3-D and colour TV), **Picture Coding and Processing** (feature extraction, digital filtering, perception).

Further information and application form available from: Professor K. W. Cattermole, Department of Electrical Engineering Science (ref. JAN/3), University of Essex, Wivenhoe Park, Colchester CO4 3SQ.

(203)



**GOVERNMENT OF DUBAI  
DUBAI RADIO & COLOUR TELEVISION  
TELEVISION ENGINEERING DEPARTMENT**

Applications are invited from suitably qualified Engineers with several years proven experience in the field of Television Engineering to fill future vacancies in the Engineering Division of Dubai Radio & Colour Television.

This young and expanding broadcasting service has been equipped with the most modern, sophisticated and up-to-date broadcast equipments, and candidates will be expected to be familiar with all aspects of modern analogue and digital circuit techniques employed throughout their respective fields.

## STUDIO ENGINEERS (Two)

To be responsible to the Chief Engineer for the maintenance of all equipments within the Television Studio complex. Candidates should have some knowledge of Memory Modular Lighting Systems, used extensively throughout the Studios. All Studios are equipped with EMI 2005 Cameras and Richmond Hill Laboratories Mixer Desks. LDK 14 Cameras are used for electronic news gathering.

## TRANSMITTER ENGINEERS (Two)

To be responsible to the Chief Engineer for the maintenance of VHF and UHF medium and high power transmitters and ancillary equipments. Candidates should be familiar with routine testing procedures to ensure the continual good performance of equipment under their control. Extensive use is made of SHF microwave links, and candidates should be familiar with the operation and testing of such equipments. Applications, which will be treated with strictest confidence, should be sent accompanied by C.V. and U.K. telephone contact to:

**Chief Engineer Television  
Dubai Radio & Colour Television  
PO Box 1695, Dubai, United Arab Emirates**

The Contracts will be for two years and full details of conditions will be available at the preliminary interviews to be held in London in mid-March. Salaries will range from PDS 12,000 - PDS 14,000 tax free depending on experience.

(225)

## ELECTRONICS TECHNICIAN

(Medical Physics Technician III £4605-£5952 + £398 L.W.) required for maintenance and repair of electromedical equipment in Westminster District based at Westminster Hospital. Opportunities exist for development of equipment in the Dept. of Clinical Measurement, Westminster Hospital. Write for application form to: The Secretary, Dept. of Clinical Measurement, Westminster Hospital, 65 Romney St., London, S.W. 1, or phone 01-828 9811, Ext. 2640.

(232)

## UNIVERSITY OF SURREY DEPARTMENT OF MUSIC SENIOR TECHNICIAN for Recording Studio and Mobile Recordings

Salary up to £4668 (£4974 from 1 April 1980 under review)

A vacancy exists for a Senior Technician to set up and maintain professional recording equipment in the Music Department's sound studio.

The successful candidate will take part in studio operations and will be responsible for the maintenance of studio and location equipment. He/she will be working in collaboration with the Lecturer in Recording Techniques on the Tonmeister Course, and should have radio or recording industry experience in the following:—

Installation, testing and maintenance of professional recording equipment;  
operational techniques associated with music recording, dubbing and editing.

The salary will be on the Technician Grade 5 scale, the starting point depending on age, qualifications and experience. Excellent holiday arrangements, superannuation scheme and help with removal expenses.

Application forms can be obtained from the Staff Officer, University of Surrey, Guildford, Surrey GU2 5XH, or by telephone on Guildford 71281 extension 776.

**TESTERS, TEST TECHNICIANS, TEST ENGINEERS.** Earn what you're really worth in London working for a World Leader in Radio & Telecommunications. Phone Len Porter on 01-874 7281, or write: REDIFON TELECOMMUNICATIONS Ltd., Broomhill Road, Wandsworth, London, SW18. (9856)



## ROHDE & SCHWARZ

Independent concern, represented in 80 countries

### SENIOR TEST AND CALIBRATION ENGINEERS

With a background in RF and microwaves, experienced in analogue, digital techniques, logic and microprocessor controlled ATE.

also vacancies exist for

### TEST & CALIBRATION ENGINEERS

with knowledge of one or more of the above techniques.

We offer an exceptional salary ★ Performance related bonus scheme ★ Training abroad ★ Prospects of promotion ★ A wide variety of work ★ A happy atmosphere ★ Non-contributory pension scheme ★ Subsidised restaurant.

Please write or phone to:  
Mr. A. St. Aubyn, extension 43.

Electronic Instruments & Communications Equipment

**aveley  
electric LTD**

**Roebuck Road  
Chessington  
Surrey KT9 1LP  
01-397 8771**

(9757)

## HILLINGDON AREA HEALTH AUTHORITY MEDICAL PHYSICS DEPARTMENT MOUNT VERNON HOSPITAL AND AREA WORKS DEPARTMENT

Applications are invited for:

## 2 TECHNICIAN POSTS

(MEDICAL PHYSICS TECHNICIAN III)

The holder of the first post will assist in the planned preventative maintenance and first line call-out servicing of electromedical equipment. The appointee will be on the Area Works Establishment but seconded to work in the Physics Department Workshops.

The holder of the second post will join the team of electronic and mechanical workshop staff responsible for the technical support of the Regional Radiotherapy Centre and the Medical Physics Department. The team is being expanded because of the installation of a new Linear Accelerator.

Qualifications for either post, ONC, HNC, HND or equivalent and three years' experience as Medical Physics Technician IV, or the equivalent. Salary scale £4605 rising to £5952 plus £398 London Weighting per annum.

Application forms and further particulars from Personnel Department, Ext. 388.

(211)



## Technical Assistants

# Like a challenge?

A stimulating future awaits you if you can prove yourself capable of being trained as a BBC Television Engineer. Joining as a Technical Assistant is the first step along this road, and vacancies now exist for you to become a trainee member of an expert operations and maintenance team working in one of the four principal Technical Departments in Television which comprise Studios, News, Video Tape Recording and Outside Broadcasts.

In each of these areas you will be engaged on operational or maintenance work and will receive full training whilst at work with the BBC Engineering Training Centre at Evesham, which will equip you to qualify as a BBC Engineer within approximately 2 years. Most of the jobs are shift working and involve a 12 hour day, 7 days a fortnight shift pattern.

We are looking for young people with a good general education - 'O' Levels in English, Maths and Physics essential, 'A' Levels in the latter two subjects preferred, alternatively an O.N.C. in Electronics, OR Part I C & G Telecommunications Course (No. 271). In addition you should be able to relate your theoretical knowledge to practical application. You must be at least 18 years old and have normal hearing and colour vision.

Minimum starting salary £4080 p.a. (including London Weighting). May be higher for candidates with exceptional qualifications. Extra payments for weekend and shift working.

For full details and an application form, please complete and return the coupon below, enclosing a self addressed envelope at least 9" x 4," to The Engineering Recruitment Officer, BBC, Broadcasting House, London W1A 1AA, quoting reference 80.E.4016/WW.



The Engineering Recruitment Officer, BBC, Broadcasting House, London W1A 1AA (reference 80.E.4016/WW).

Name \_\_\_\_\_

Address \_\_\_\_\_

Tel. No. \_\_\_\_\_

Age \_\_\_\_\_

Qualifications/Exam Results \_\_\_\_\_

(231)



## Installation and Maintenance Engineers for shipborne electronics equipment

Marconi Avionics at Welwyn Garden City are leading the world in the development of complex shipborne digital signal processing equipment and we now require additional electronics engineers, men and women, to join teams in the following specialist areas of our Project Services Department.

### Ship Fitting

In this area responsibilities will cover all aspects of shipfitting from an early stage in design, including definition of the interfaces between the signal processor and other on-board equipment; installation specifications; connector schedules; participation in installation; setting to work and acceptance testing to customer satisfaction.

### Maintenance

This covers in-service maintenance and post-design services with some involvement in setting to work and acceptance testing activities.

While these positions are based at Welwyn Garden City, travel will be necessary throughout the UK and possibly overseas.

A high level of practical skill is required together with experience of working on computer-based equipment, possibly as an electronics Technician/Fitter in the Services. An ONC/HNC qualification or equivalent in-service training would be preferred.

Good salaries and an attractive range of benefits will be offered.

Write with details of experience to Rod Cook, Marconi Avionics Limited, 26-28 The Hydeway, Welwyn Garden City, Herts. Telephone Welwyn Garden 28511 extn. 15. Please quote reference MAW 8002.

(194)

**MARCONI AVIONICS**  
A GEC-Marconi Electronics Company

### UNIVERSITY OF ST. ANDREWS

#### CHIEF TECHNICIAN DEPARTMENT OF PSYCHOLOGY

Applications are invited for the above post in the Department of Psychology. The person appointed will be responsible to the head of department for the supervision of technical staff and the provision of technical services covering research and teaching laboratories, workshops and stores.

The department's laboratories have eight computing systems used for on-line control of experimental procedures and a considerable amount of television equipment, together with other specialised electronic apparatus and instruments.

It is expected that the person appointed would have not less than ten years' relevant experience of digital and analogue equipment design and maintenance procedures, be qualified to HNC level and have supervisory experience. Some knowledge of computer programming would be an advantage but is not essential.

Salary at appropriate point on Technician Grade 7 salary scale currently £5337-£5994 (from April 1980 £5685-£6384, under review).

Applications, with the names of two referees, should be sent by 4th April, 1980, to the Establishments Officer, The University, College Gate, St. Andrews, Fife KY16 9AJ.

(250)

### UNIVERSITY OF OXFORD DEPARTMENT OF PSYCHIATRY

#### ELECTRONICS TECHNICIAN

required for Medical Research Council supported research team. Duties include the design, construction, maintenance and repair of equipment used in psychological and physiological experimentation. Microprocessor experience an advantage.

Appointment would be for 3 years with the possibility of an extension.

Salary scale: Whitley Council Medical/Physics Technician III or II. £4805-£5952 or £5547-£6918.

Applications in writing stating qualifications, age and present salary to Dr. D. Johnston, Psychological Treatment Research Unit, The Warneford Hospital, Oxford OX3 7JX.

(244)

## ELECTRONICS ENGINEERS

### Careers in Oil Exploration

We are looking for young electronics engineers with degree or equivalent qualifications to join our marine seismic acquisition company.

This is a field position, with the successful applicants joining the technical crew of one of our exploration vessels for on-board training in seismic techniques. They will start as Assistant Technicians with a salary of £7,000+ p.a. and one month's leave after each 2 months on the crew.

The seismic industry offers an interesting career with worldwide travel and rapid promotion for the right person.

Sefel Geophysical is a member of the Sefel group, which has seismic processing centres in Houston, Denver, Calgary, London, and land exploration in North America.



Please write with full curriculum vitae to:  
**Keith Byrne**  
**Sefel Geophysical (UK) Ltd**  
**Turriff Building**  
**Great West Road, Brentford**  
**Middlesex, TW8 9HY**  
**or telephone: 01-568 3273**  
*quoting reference T102*

(221)

## CAPITAL APPOINTMENTS LTD.



THE UK's No. 1 ELECTRONICS AGENCY

Design, Dev. & Test to £9,000

Ask for Brian Cornwell

SALES To £12,000 + Car

Ask for Ken Sykes

FIELD SERVICE to £8,000 + Car

Ask for Paul Wallis

We have vacancies in ALL AREAS of the U.K.

Telephone 01-637 5551 (3 lines) (229)

### SUMLOCK BONDAIN LTD. MICRO-COMPUTER SPECIALISTS

require additional

## INSTALLATION/ SOFTWARE ENGINEERS

to advise on hardware and software, to test compatibility of various equipments. To modify and construct small items of equipment. Extensive experience not necessary but sound electronic and micro knowledge and ability to drive essential. Preferably with O.N.C. or City and Guilds. Salary negotiable. Pension scheme.

Apply Mark Wratten, Sumlock Anita House, Clerkenwell Close, London EC1. Phone: 01-250 0505.

(248)



# RF Engineers

London & Exeter

£6,000-10,300

Multitone lead the world in the design and manufacture of sophisticated radio paging systems.

Continued success in this advanced technology industry has led to expansion in all sectors of our operation.

This overall growth creates the need to expand our development potential by appointing the following:

## Transmitter Development Engineers

Based at our modern plant in Exeter, you'll be responsible for the development of AM, PM & FM transmitters in the 25MHz to 520MHz utilising the components of today's technology.

## Development Engineers

Working in our well-equipped Research and Development Laboratories, you'll be actively involved in the design of miniature personal communications systems. This will entail integrating RF technology with 'state-of-the-art' control devices.

When you join Multitone, you'll be given early project responsibility and enjoy a stimulating working environment where individual achievement is a basic objective.

We'll offer you an excellent initial salary in the range of £6,000 – £10,300, according to qualifications and experience.

Fringe benefits include pension and life assurance plans, assistance with relocation where appropriate and, for the London vacancies only, local housing may be available and flexible working hours.

If you're looking for better rewards and a brighter, more challenging future, come to Multitone.

Please write to, or better still telephone, Brian Young at the address below.

Personnel Department

**Multitone Electric Co. Ltd.,**  
6-28, Underwood Street, London, N1 7JT. Tel: 01-253 7611

# multitone

(195)





## Mobile Radio Communications Development Engineers

We are Europe's leading exporters of two way radio communications systems and as such can offer you the chance to work on exciting new development projects in one of the best equipped laboratories in the Country.

If you have experience in one or more of the following, and would like to work in a dynamic company, please contact us now!

- \* Hand portable or mobile equipment design, AM or FM, in the VHF or UHF range.
- \* Transmitter and receiver design
- \* Digital control, Encoding and Decoding
- \* Low power microprocessors and RF synthesisers

You should be educated to degree/HND level, and have at least 3 years relevant design experience.

Benefits include 25 days holiday, first class Pension and Sick Pay Scheme, and generous relocation assistance where appropriate.

Salaries will depend upon experience, and will range from c.£6,000 to c.£8,200 per annum.

These positions are open to both men and women.

Please apply by phone or letter to: Alan Depauw, Pye Telecommunications Limited, St. Andrews Road, Cambridge CB4 1DW. Tel: Cambridge 61 222.

## Pye Telecom

(212)

### UNIVERSITY OF YORK DEPARTMENT OF CHEMISTRY Chief Electronics Technician (Grade 7)

A vacancy exists for the post of Chief Electronics Technician. The person appointed will have general overall responsibility for all tasks carried out by two other technicians in the electronic workshop, but his main responsibility will be the maintenance of sophisticated computer-controlled instrumentation and electronic equipment. He will also be responsible, in consultation with academic and other technical staff, for the design and construction of new equipment, modifications to existing equipment and liaison with service engineers. A background in laboratory instrumentation will be an advantage but is not essential.

Salary on Grade 7 (£5,337-£5,994 under review)

Applications including curriculum vitae and the names of two professional referees should be sent for the attention of The Laboratory Superintendent, at the address below, from whom further details are available.

Department of Chemistry  
University of York, Heslington, YORK,  
YO1 5DD. Tel: 0904 59861 ext 310.  
Closing date for applications is 18th April,  
1980. (220)

### APPOINTMENTS IN ELECTRONICS £5 - £10,000

Take your pick of the permanent posts in:

MISSILES — MEDICAL  
COMPUTERS  
RADAR — COMMS  
MICROPROCESSOR  
HARDWARE — SOFTWARE

For free expert advice and immediate action on salary and career improvement, phone or write to, Mike Gernat BSc.

**Technomark**  
Engineering and Technical Recruitment

11 Westbourne Grove  
London W2. 01-229 9239 (9257)

## Put us to the test For a challenging electronic career.

In the last 50 years Kelvin Hughes have played an increasingly vital role in the development of radar and sonar to their present level of sophistication.

As the marine division of Smiths Industries—an important large company with multiple interests in new technology—we now supply the equipment and instrumentation needs of commercial and naval fleets all over the world.

Our small production runs, often to stringent ministry specifications, make extremely heavy demands on our testing standards. To enhance our facilities we are currently looking for a Test Equipment Design Engineer, who will also be responsible for test documentation.

You should be a fully-qualified man or woman capable of circuit design in both analogue and digital techniques. Ideally you will be able to back your Electronic HNC or degree with an interest in, or experience of, Basic/Controller Computer applications for semi-automatic test methods.

We will support your competitive salary with the generous range of personal benefits appropriate to a progressive company.

Please write with brief personal and career details to: Lesley Buckland, Kelvin Hughes, New North Road, Hainault, Ilford, Essex.  
Or phone 01-500 1020.



(217)

### UNIVERSITY COLLEGE LONDON DEPARTMENT OF PHYSICS & ASTRONOMY ELECTRONICS TECHNICIAN

(Grade 5) required in a research group developing microprocessor-controlled optical instrumentation for atmospheric research using balloons and satellites. 37½ hour week, five weeks' paid annual holiday plus statutory and customary days at Christmas and Easter amounting to two weeks. Pension scheme. Salary in range £4,776-£5,448 inclusive of London Weighting depending on experience (further increase April 1, 1980). Application forms and further details from: The Personnel Officer (Technical Staff CJ25), University College London, Gower Street, London WC1E 6BT. (192)

Tinker, Tailor ...  
Rich Man, Poor Man?

### FIELD SERVICE ELECTRONICS ENGINEERS

Employ the free services of a Special Agent to spy out Electronics opportunities for your future success. Call 01-464 7714, ext. 502 at any time, for registration details.

**LOGEX**

ELECTRONICS RECRUITMENT SERVICE

309 HIGH ROAD, LUGHTON, ESSEX, IG10 1TD  
01 502 1583/0937 01 464 7714 EXT 502 (165)



# URGENTLY REQUIRED TRANSMITTER ENGINEERS

**SHORT WAVE, MEDIUM WAVE  
LOW & HIGH POWER**

We have several vacancies for U.K. based installation engineers for overseas projects in

**AFRICA and the FAR EAST**  
with periods at manufacturing plants in the  
**U.S.A**

For further information please telephone TONY OWERS

Would previous applicants please reconfirm their interest

**PERSONNEL & ELECTRONICS LTD.**



Triumph House, 1096 Uxbridge Road, HAYES, Middlesex UB4 8QH  
Tel: 01-573 8333. Telex: 934271

(247)

Wolfsen Electronics b.v., import, export, wholesale dealer and retail dealer in communication equipment, based in Alkmaar, Holland, is looking for an

## Electronics Engineer

### Digital Computertechnics for Holland

We are growing fast, both at home and abroad, and this continuing expansion means that we need an Engineer who will search world-wide for new interesting products that fit in our sales policy. At this moment we are one of the most important companies in Holland in the field of computerscanners, power supplies, receivers, transceivers a.o. CB communication, microphones, antennas, etc.

We are constantly looking for new products for the initial market for consumer and industry.

Applicants must have a thorough technical education, speak English, French and German fluently, they must be very flexible and be willing to travel widely when it's necessary. Of course he must have good communicative skills. Experience in an equal job would be pleasant, but is not essential.

We offer an attractive salary plus the usual fringe benefits you may expect for this job. A house in Holland will be available.

If you are challenged by this offer, please apply in writing giving details of age, education, experience and qualifications to:

(193)

**WOLFSEN ELECTRONICS BV**  
Ged. Nieuwesloot 111-115, 1811 KR Alkmaar, Holland.  
Tel. 072-124216\*/128055. Telex 57572 Wolfs NL.

## SULTANATE OF OMAN

# ARMY APPOINTMENTS

Applications are invited from suitably qualified former British Armed Services NCOs to fill the following contract appointments in the Oman Army.

- YEOMAN OF SIGNALS** Ref. No. 51
- WO1**
- FOREMAN OF SIGNALS** Ref. No. 51J
- WO2**
- TERMINAL EQUIPMENT TECHNICIANS** Ref. No. 51N
- (SGTS)**
- RADIO TECHNICIANS** Ref. No. 51P
- SGTS**
- TELECOMMUNICATIONS MECHANICS** Ref. No. 51Q
- (SGTS)**

Preferred age limit — 45.

Uniformed appointments, 3 year contracts, unaccompanied, starting emoluments equivalent to approx. £6850 (WO1), £6650 (WOII) or £5650 (Sgts) p.a. at current exchange rate tax free, terminal gratuity approx. £4000, mess accommodation and services free, three 20-day periods of UK leave annually with air passages paid.

For further details write, giving brief details of qualifications and experience, quoting the appropriate reference, etc:

Personnel Officer (M.R.)  
**AIRWORK LIMITED**  
Bournemouth (Hurn) Airport  
Christchurch, Dorset BH23 6EB

(196)



**Airwork Limited**





## Diagnostic Programmers

Burroughs Machines Ltd. at Croydon are currently engaged in designing and developing a new range of microprocessor based terminals.

Our continuing expansion has created opportunities for applicants with a good knowledge of hardware and software, and preferably with an active interest in microprocessors. Using these skills you will develop diagnostic routines and programmes for our Systems Support Personnel and Evaluation and Quality Assurance Departments.

Ideally you will be qualified to HND/degree level in electronics, or you should have considerable related experience. In either case we offer a progressive environment with good future prospects.

Salary will relate to individual experience and circumstances but will not be a limiting factor. Relocation expenses will be given where necessary.

For further details please contact:

**Don Buckland,**  
Product Reliability Manager,  
Burroughs Machines Ltd.,  
512, Purley Way, Croydon,  
Surrey, CR0 4NZ. Tel: 01-686 0355.

## Burroughs

# Communications Foremen

## Libya

Occidental, one of today's most progressive and rapidly expanding international oil companies, require communications experts to supervise the installation, maintenance and repair of communications equipment in the field production areas in Libya, including VHF/AM/FM equipment, HF-SSB Transceivers, LF radio beacons, TDM alarm systems, teleprinters etc.

Candidates must have at least five years' experience in installing, maintaining and repairing radio, telephone and microwave systems, some of which should be at supervisory level.

## Tax free salary

These desert based positions are on single status with a continuous work schedule of 33 days working, 21 days leave and airfare paid to point of origin for each fieldbreak. Other benefits include BUPA cover for employee and eligible family members, laundry and meals on site plus the usual benefits associated with a large established company.

Please send your resume with full personal and work experience to Patricia Conneely, Occidental of Libya Recruiting, 16 Palace Street, London SW1E 5BQ. Tel: 01-828 5600.



(243)

### UNIVERSITY OF LIVERPOOL DEPARTMENT OF PHYSICS SENIOR EXPERIMENTAL OFFICER / EXPERIMENTAL OFFICER

To assist with developing equipment and systems for collecting and processing data. The successful applicant will work in one of several areas: logic or analogue circuitry, application of minicomputers, development of special instruments, etc. Degree or equivalent qualifications necessary. Recent graduates will be considered. Salary according to age and experience on the scale for Experimental Officer (up to £6991 p.a. or Senior Experimental Officer (up to £8273 p.a.).

Application forms may be obtained from the Registrar, The University, P.O. Box 147, Liverpool L69 3BX. Quote ref. RV/919/WW.

### Inner London Education Authority GARNETT COLLEGE Downshire House, Roehampton Lane, London SW15 4HR 01-789 6533

### Electrical Engineering Resource Centre Technician (Grade 4)

Technician in the college's Resource Centre and electrical/electronic section; opportunity to develop a wide range of technical skills. Some experience in servicing electrical equipment desirable.

Salary: £3,757-£4,276, including London Weighting.

Applicants should possess an ONC or an Ordinary City & Guilds, or have recognised apprenticeship, and have at least 4 years' relevant experience.

Further details and application forms, returnable within 10 days, from the Acting Chief Technician at the college. (\*Ref.)

(223)

### HAMPSHIRE EDUCATION COMMITTEE

### THE COLLEGE OF NAUTICAL STUDIES, WARSASH

Required immediately

### SIMULATOR TECHNICIAN

Scale Technical Grade 3. Salary £4,080-£4,533 according to qualifications and experience.

It is essential that the person appointed shall have knowledge of maintenance for complex electronic equipment in the field of digital computers and C.R.T. displays. Relevant qualifications would be City and Guilds or O.N.C. (electronics).

Application forms and full details from the Chief Administrative Officer, The College of Nautical Studies, Warsash, Southampton SO3 6ZL.

(206)

### DKL AGENCY

A limited number of permanent/contract, high paying/career optimizing assignments.

U.K. or U.S.

Send C.V. urgently to:  
DK LTD (WA) 26 Queen Victoria Street, Reading, Berks

(248)

**ELECTRONICS TECHNICIAN (Grade 5)** required in the Department of Psychology, University of Reading, to take charge of electronics workshop, advise staff and students on electronics problems, and design and construct wide range of specialised equipment. The research programme already depends heavily on advanced digital and analogue techniques. Recognised qualification or apprenticeship and at least 7 years of varied experience in electronics are essential. Salary in scale £3996-£4668 p.a. (under review). Apply, with names of two referees, to Assistant Bursar (Personnel), University of Reading, Whiteknights, Reading RG6 2AH, quoting Ref. T.Z.Z.11A.

(215)



# Radio Technicians Work in Communications R&D and add to your skills

At the Government Communications Headquarters we carry out research and development in radio communications and their security, including related computer applications. Practically every type of system is under investigation, including long-range radio, satellite, microwave and telephony.

Your job as a Radio Technician will concern you in developing, constructing, installing, commissioning, testing, and maintaining our equipment. In performing these tasks you will become familiar with a wide range of processing equipment in the audio to microwave range, involving modern logic techniques, microprocessors, and computer systems. Such work will take you to the frontiers of technology on a broad front and widen your area of expertise — positive career assets whatever the future brings. In the rapidly expanding field of digital communications, valuable experience in modern logic and software techniques will be gained.

Training is comprehensive: special courses, both in-house and with manufacturers, will develop particular aspects of your knowledge and you will be encouraged to take advantage of appropriate day release facilities.

You could travel — we are based in Cheltenham, but we have other centres in the UK, most of which, like Cheltenham, are situated in environmentally attractive locations. All our centres require resident Radio Technicians and can call for others to make working visits. There will also be some opportunities for short trips abroad, or for longer periods of service overseas.

You should be at least 19 years of age, hold or expect to obtain shortly the City and Guilds Telecommunications Technician Certificate Part I (Intermediate), or its equivalent, and have a sound knowledge of the principles of telecommunications and radio, together with experience of maintenance and the use of test equipment. If you are, or have been in HM Forces your Service trade may allow us to dispense with the need for formal qualifications.

Registered disabled people may be considered.

Pay scales for Radio Technicians start at £3900 per annum, rising to £5530, and promotion will put you on the road to posts carrying substantially more; there are also opportunities for overtime and on-call work, paying good rates.

Get full details from our **Recruitment Officer, Robby Robinson, on Cheltenham (0242) 21491, Ext 2269**, or write to him at **GCHQ, Oakley, Priors Road, Cheltenham, Glos GL52 5AJ**. We will invite suitable applicants (expenses paid) for interview at Cheltenham.



# GCHQ

Recruitment Office

Government Communications Headquarters

Oakley, Priors Road, Cheltenham GL52 5AJ

(9813)

BROMPTON HOSPITAL

## Medical Electronics Technician

required to undertake work involving maintaining, installing and developing medical electronics equipment. Applicants should have a good general knowledge of electronics. Previous hospital experience not essential.

Salary, which will depend on experience, will be within the range £4280-£6350 inclusive.

Further information available from the Physicist in Charge, Mr. R. B. Logan-Sinclair, Tel: 01-352 8121, Ext. 4252.

Application forms available from Miss J. A. Jenks, Personnel Manager, Brompton Hospital, Fulham Road, London SW3 6HP. Tel: as above, Ext. 4357.

(201)

## VIDEO RECORDING EQUIPMENT SERVICE MANAGER

With the outstanding success in marketing a new range of airborne and high speed video tape equipment we need to appoint a top rate video service engineer. Full product training will be given in either America or Japan to a suitably qualified or experienced person.

The successful applicant will probably be aged between 25 and 35. A Company car will be provided, after a probationary period, as extensive travel within the UK will be necessary.

We pay top rates and the salary will be commensurate with experience and ability. We offer 4 weeks' annual holiday, free life assurance, sick scheme and free canteen facilities.

For further details and application form please apply to:



**Ann Janes  
Personnel Officer  
John Hadland (P.I.) Ltd  
Newhouse Laboratories  
Newhouse Road, Bovingdon  
Hemel Hempstead  
Herts. HP3 0EL**

(218)



## Radio Officers

# When the ship comes home, why not settle down?

We're the Post Office Maritime Service and we have everything in a job that you'd want: the kind of work you're trained to do, good pay, job security and all the comforts of home where they really count - at home!

Vacancies exist at several coast stations for qualified Radio Officers to carry out a variety of duties that range from Morse and teleprinter operating to traffic circulation and radio telephone operating. And for those with ambition, the prospects of promotion to senior management are excellent.

You must have a United Kingdom Maritime Radio Communication Operator's General Certificate or First Class Certificate of proficiency in Radio-telegraphy or an equivalent certificate issued by a Commonwealth

Administration or the Irish Republic. Preferably you should have some sea-going experience.

The starting pay at 25 or over will be about £5,381; after 3 years service this figure rises to around £7,087. (If you are between 19 and 24 your pay on entry will vary between approximately £4,229 and £4,937). Overtime is additional, and there is a good pension scheme, sick-pay benefits and at least 4 weeks' holiday a year.

For further information, please telephone Kathleen Watson on Freefone 2281 or write to her at the following address:  
IE Maritime Radio Services Division (WW4),  
IS8.1.1.2, Room 643, Union House,  
St. Martins-le-Grand, London EC1A 1AR.

Post Office Telecommunications

(198)



## TEST ENGINEER

To £6500 p.a.  
MIDDLESEX

We make an extensive range of environmental test systems, covering every application from strain measurement to the vibration of vehicles and buildings.

If you are:

- self-motivated and self-reliant;
- qualified to HNC or equivalent in electronics / Radio and TV, and also interested in mechanics;
- experienced in analogue and /or digital work;

then we can offer you a wide variety of testing experience, working with newly-developed modular control systems.

Please call or write to the Personnel Manager

**SERVOTEST LIMITED**  
Sarsfield Road  
Greenford, Middlesex UB6 7AA  
Tel. 01-998 1552



(254)

## THANK HEAVEN FOR EINSTEIN

Einstein, our office computer, is a gem. He can't match people to jobs but he can help. He's pretty hot on geography - after all he has digested the Greater London Streetfinder. He should know quite a bit about what the companies manufacture, sell or service. We employ a full-time researcher to keep him up to date. He has been very temperamental in the past but thanks to additional disk drives, RAMs and the skill of Kedrel Computing Hemel Hempstead 69175 our problem is keeping staff and interviewees away from the games disks. Einstein leaves us free to care more about you and the unfilled vacancies which include:

**YOUNG FLEXIBLE ENGINEERS** to work in an industry-sponsored university group engaged on a wide variety of projects including: Visual communication aid for the handicapped, control equipment for glass cutting, central heating, etc., etc., etc. Experience and/or interest in Texas Microprocessor family particularly 990/4 an advantage. £5,000 p.a. South Coast.

**SENIOR CONTROL SYSTEMS ENGINEER** to specify design and develop drive systems using high power permanent magnet motors and thyristor / transistor amplifiers and interface these to microprocessor based control systems. £9,000+ Hants.

**RF ENGINEERS** for design of wideband V.C.O.s and frequency synthesizers. Experience in filter synthesis and multiplexing filter arrays an advantage. £5-£8,000 p.a. Berks.

**PRINCIPAL AND SENIOR ENGINEERS** for company relocating to Dorset. Product lines include Sonar, video cameras, film processing and GPO line communication equipment. to £10,000.

**YOUNG ENGINEERS** with experience or wishing to gain experience in microprocessor hardware / software to join a team engaged on engineering "the ultimate" in ATE. High and low level languages employed. To £7,000 London.

**YOUNG COMMUNICATIONS SYSTEMS ENGINEER** experienced in VHF/UHF 2 way mobile, portable and paging systems. Plenty of technical and sales liaison. Will train. Hants.

**DEVELOPMENT / TEST ENGINEER** for telemetry associated with pilots' ejection seats. Test and development of transmitters and recording equipment, prototype units and modules. £5,000. Oxon.

**COMPUTER ENGINEERS** for either Field Service, permanent site, technical support or systems test. Vacancies throughout UK. Salaries vary enormously.

For further details etc.

(173)

## Charles Airey Associates

4 Hammersmith Grove, London W6 0NA. Tel: 01-741 4011

"PROBABLY THE BEST KNOWN SUPPLIER OF ELECTRONIC ENGINEERS IN THE COUNTRY" -Financial Times.



Vermont Research  
Limited

# DESIGN ENGINEERS

## COMPUTER DISC AND DRUM MEMORY SYSTEMS

**VERMONT RESEARCH** is a fast-growing, international company about to embark on a number of new projects which will result in both new designs and new applications for the current product range. ★ If you want involvement, responsibility and job satisfaction. ★ If you prefer the smaller organisation where you will be judged and rewarded on performance alone. ★ If you wish to earn a "higher than average" salary — then consider the following positions:

### CIRCUIT DESIGN ENGINEER

£7,000-£10,000

This position is for those experienced engineers with direct data channel or small servo systems experience, or for engineers who prefer discrete, low level, circuit design, analogue or hybrid. Appropriate areas of expertise:

- Closed loop servo systems
- Write/read preamplifiers
- Power supplies

### DESIGN ENGINEER

(DIGITAL ELECTRONICS)

£7,000-£10,000

Engineers with experience of micro-processor based peripherals or peripheral controllers, to work on "intelligent" disc drive systems using "state of the art" track following and addressing systems.

### ELECTRO-MECHANICAL DESIGN ENGINEER

£6,000-£9,000

Engineers with experience of packaging computer peripheral volume production, or with experience of disc drive packaging, airflow systems, linear motor design. Experience in the use of plastics a major advantage.

### SENIOR DRAUGHTSMAN

£5,000-£7,000

Experience of precision electro-mechanical devices essential. Direct industry experience a major advantage, as the applicant should be capable of following through production design problems with a high level of self-motivation.

### JUNIOR DRAUGHTSMAN £3,500-£5,000

Tel. Mrs. Amery on Leatherhead (03723) 76221. Answering service after 5.30 p.m. — 74759  
Or apply in writing to **VERMONT RESEARCH** limited  
Cleeve Road, Leatherhead, Surrey KT22 7NB

(239)

## COMPUTER PERIPHERALS

### ELECTRONIC SERVICE ENGINEERS

LONDON — BRISTOL — MANCHESTER — GLASGOW

Our Company specialises in both sales and servicing of Discotheque Sound and Lighting equipment. We currently have vacancies for engineers who have had previous experience of either HiFi, Studio PA or similar equipment. Excellent salary plus quarterly bonus and P.P.P.

Please telephone or write to Andree Mead, Personnel Director for further details.

**Roger Squire's**

Barnet Trading Estate,  
Park Road, Barnet,  
Herts. EN5 5SA.  
Telephone: 01-441 1919  
(158)

### Electronics & Computer Test To £7,500

Use your C&G/ONC/HNC/Forces Training and good DIGITAL/ANALOGUE/RF experience to advantage. Working with state-of-the-art MINI/MICRO PROCESSOR; LASER; ATE; COMMUNICATIONS; NUCLEONIC; CCTV and similar equipment. Most UK areas; from Technician to Manager.

For free confidential counselling and practical career advice contact GRANT WILSON ref: GW470.

**TECHNOMARK**, 11 Westbourne Grove, London W2 4UA.  
Tel: 01-229 9239 (01-229 4218 — 24 hrs).  
Engineering Recruitment Consultants. (9402)



## Electronics R&D

Join us in the forefront  
of technology

## Take your pick

HF-VHF-UHF-

### Microwave Optics & Acoustics

A challenging and full career in  
Government Service.

Minimum qualification — HNC.

Starting salary up to £6,737.

Please apply for an application form to the  
Recruitment Officer, (Dept. ww1),

H.M. Government Communications  
Centre, Hanslope Park, Milton Keynes  
MK19 7BH.

186

## Radio Technicians / Communications Systems Engineers

Good communications systems are vital to the oil industry. And increasingly, the industry relies on our client to design, install and maintain those systems — which is why they require Radio Technicians and Communications Systems Engineers.

There are vacancies in the North Sea oilfields and overseas for Technicians with experience of HF, MF, VHF and UHF, and Engineers with Tropospheric scatter, Multiplex and Microwave experience to HNC level and above.

The work is interesting and varied and the rates of pay are excellent — over £11,000 p.a. for Engineers working in the North Sea (2 weeks on/2 weeks off). Radio Technicians receive a basic salary of £6,000+ p.a. with substantial offshore allowances/field breaks. Overseas posts offer very attractive earnings along with tax concessions.

Additionally, our client has vacancies for Systems Design Engineers (ideally qualified to Degree/HNC level) and for a Communications Systems Sales Engineer to promote the sales of the Company's Services in selected geographical areas.

The company is based in E. Anglia, with sites in Aberdeen and Lerwick. Where relocation is necessary, our client will make a generous allowance to assist with removal and legal expenses, as well as providing a temporary accommodation allowance.

Please reply in confidence to:

**BARTLETT, RAY  
& JARVIS LTD.**

BRJ Appointments  
Dept 001R  
18-20 Thorpe Road  
Norwich NR1 1RY

If there is any company to whom you do not wish your reply to be forwarded, please mark that Company's name clearly on the outside of your application envelope.

(238)

### SCOTTISH HOME AND HEALTH DEPARTMENT

## WIRELESS TECHNICIAN

Applications are invited for one post of Wireless Technician in the Scottish Home and Health Department.

**LOCATION:**

The post is in Inverness.

**QUALIFICATIONS:**

Candidates must hold an Ordinary National Certificate in Electronic or Electrical Engineering or a City and Guilds of London Institute Certificate in an appropriate subject or a qualification of a higher or equivalent standard.

**EXPERIENCE:**

3 years' appropriate experience.

**STARTING SALARY:**

£3,900, scale maximum £5,530.

Applicants should have sound theoretical and practical knowledge of Radio Engineering and Radio Communications equipment in HF, VHF and UHF bands. The work involves installation and maintenance of equipment located at considerable distance from headquarters. A clean current driving licence and ability to drive private and commercial vehicles are essential.

The appointment is unestablished initially but there is prospect of an established (i.e. permanent) appointment after 1 year's satisfactory service.

Application forms and further information are obtainable from Scottish Office Personnel Division, Room 110, 16 Waterloo Place, Edinburgh EH1 3DN (quote ref: PM(PTS) 2/2/80) (031-556 8400, Ext. 4317 or 5028).

Closing date for receipt of completed application forms is 18 April, 1980.

(241)









## How to cut through the old boy network

You can't possibly cover all the job advertisements by yourself.

And what about all those jobs that are never advertised because other good people hear about them first? — YOU MISS OUT.

Break into that closed circle by enrolling with Lansdowne. We'll thump your career details onto the desks of senior managers at thousands of companies — except those you ask us not to approach.

They'll consider you for the immediate jobs and they'll have you on file for the future.

When they want you they'll ring you — not us — and you're immediately shortlisted for a job you might never have heard about.

Just fill in the coupon and send for our Career Summary Form and explanatory leaflet.

And do it at once because it's the only one that's worth thousands of applications.

Stuart Tait, Lansdowne Appointments Register, Design House, The Mall, London W5 5LS. Tel: 01-579 2282 (24 hour answering service)

Our clients would like to meet men and women, aged 20-40, earning between £4,000-£8,500 in any of the following:

- TEST ENGINEERING
- CALIBRATION ENGINEERING
- ELECTRONICS ENGINEERING
- ELECTRONICS SALES
- SERVICE ENGINEERING
- DEVELOPMENT ENGINEERING

Mr./Mrs./Miss \_\_\_\_\_


Address \_\_\_\_\_

(224)

Stuart Tait, Lansdowne Appointments Register, Design House, The Mall, London W5 5LS. Tel: 01-579 2282 (24 hour answering service)

WW 19/3

# Lansdowne



## Electronics Engineers Salaries up to £7,000

Livingston Hire, Europe's leading rental company of sophisticated electronic test equipment, urgently require the following electronics engineers.

### SALES ENGINEERS (Internal and External)

Sales Engineers are required to join our developing sales team.

We want people with a wide knowledge of proprietary test and measuring equipment and an intelligent appreciation of its applications.

We offer the opportunity for people who have initiative to use it.

Write or telephone to David Kennedy

### SENIOR TEST ENGINEERS

Applicants must have a good all round knowledge of electronic test equipment. Engineers with experience of the following equipment types are particularly invited to apply:

- R.F. Test Equipment including
- Spectrum Analysers Acoustic
- Equipment (B & K, C.E.L. etc.)

Whilst academic qualifications to H.N.C. are desirable, emphasis will be placed upon ability. Generally, suitable applicants will have had at least three years directly related experience.

The vacancies are internal and based at our modern, fully-equipped premises in N.W. London.

The test equipment we stock is the finest in the world and our engineers always have available the correct instruments to repair and calibrate these equipments.

Write or telephone to Bernard Ellett

Company benefits include:-

- Free lunches in our own canteen
- Free coffee, tea etc.
- 4 weeks + holidays per annum
- Performance Bonus twice per year
- Pension Scheme



236

## Livingston Hire No.1 in Europe - by any measure

Livingston Hire Limited, Shirley House, 27 Camden Road, London NW1 9NR Telephone 01-267 3262

### ARTICLES FOR SALE

**ENCAPSULATING**, coils, transformers, components, degassing, silicone rubber, resin, epoxy. Lost wax casting for brass, bronze, silver, etc. Impregnating coils, transformers, components. Vacuum equipment low cost, used and new. Also for CRT regunning met allising. Research & Development. Barratts, Mayo Road, Croydon, CR0 2QP. 01-684 9917. (9678)

**A POWERFUL WORD PROCESSOR AT £950 PLUS VAT**, IBM golfball typewriter linked to twin magnetic tape cassette (or twin magnetic card) memory stations. Comprehensive edit/search and formatting operations. Autotype (specialists in reconditioned Word Processors), Abingdon 831245 and Otford 3256. (132)

**SOLAR CELLS**, bits, books and bargains. Send stamp for list or 95p for Solar Cell booklet and Data sheets. Edcombe Ltd., 34 Nathans Road, North Wembley, Middlesex HA0 3RX. (8061)

**GWM RADIO LTD.**, 40/42 Portland Road, Worthing, Sussex. Tel: 0903 34897 for surplus supplies. AVO 8 £43. Model 7 MK II £32 inclusive P x P receivers. Eddystone 730's Atlanta Marine, B40 ex-Govt. 40ft pneumatic masts by Scam Clark. Type 76 telephones. S.a.e. for details. AVO movements. All types of radio telephones, large or small quantities bought and sold, many one off items in stock. No lists, we are worth a visit, wholesale and retail.

## TOP JOBS IN ELECTRONICS

Posts in Computers, Medical, Comms, etc. ONC to Ph.D. Free service.

Phone or write: **BUREAUTECH, AGY, 46 SELVAGE LANE, LONDON, NW7. 01-906 0251.**

(8994)

**ELECTRONICS TECHNICIAN** (Grade 6) required by Physiology Dept. for the design and construction of biophysical instrumentation to be used in muscle research. Experience in analog, digital and computer interfacing circuitry desirable. This is a grant supported post. Salary in range £5,364-£6,255 inclusive of London Weighting (further increase 1 April 1980). Application form from Personnel Officer (Technical Staff FF26) University College, London, Gower St, London WC1E 6BT.



## SITUATIONS VACANT

## ARTICLES FOR SALE

Unique opportunities for

# Technician Engineers

Havant, Hampshire

up to £7.1k

We are currently establishing small teams within our Laboratories to carry out development, test and field trials on military communications equipment from our wide range of sophisticated electronic products. It is essential that these teams are well balanced and we are looking for experienced personnel to fill key roles as Technician Engineers.

The work will be extremely varied, involving the development, evaluation, debugging, design proving and field trials of advanced radio communications equipment, with associated analogue and digital circuits, using the most up-to-date techniques, including microprocessors.

Ideally, applicants will be qualified to C&G, HNC or equivalent level, have had several years' experience of radio communications equipment and be familiar with both analogue and digital circuitry. However, we can currently offer opportunities at all levels and we welcome applicants with alternative experience, who wish to broaden their knowledge.

Salaries offered will be highly attractive and there are excellent prospects for career progression, both within the technician engineer grades and the Company, with potential being recognised and rewarded accordingly.

Very generous relocation expenses are available together with a comprehensive range of company benefits. Situated in a semi-rural environment near Portsmouth, Chichester and the South Downs we are also well placed for housing, educational and recreational amenities.

If you feel you can meet our requirements please write or telephone now, with brief details of qualifications and experience. Tony Czapp, Technical Resourcing Officer, Plessey Avionics and Communications Limited, Martin Road, West Leigh, Havant, Hampshire. Tel: (0705) 486391 ext. 433.



**PLESSEY**  
electronic systems

**RCA SOLID STATE COS/MOS MEMORIES, MICROPROCESSORS AND SUPPORT SYSTEMS DATA BOOK**  
by RCA Price: £5.75

**H/B OF ELECTRONICS CALCULATIONS FOR ENGINEERS & TECHNICIANS**  
by M. Kaufman Price: £14.70

**ELECTRONIC DESIGNER'S H/B**  
by K. Hemingway Price: £13.25

**ACTIVE FILTERS FOR COMMUNICATIONS & INSTRUMENTATION**  
by Bowron P. Price: £7.00

**DESIGN OF ACTIVE FILTERS WITH EXPERIMENTS**  
by H. M. Berlin Price: £6.45

**DESIGN OF PHASE LOCKED LOOP CIRCUITS WITH EXPERIMENTS**  
by H. M. Berlin Price: £6.45

**Z80 ASSEMBLY LANGUAGE PROGRAMMING**  
by L. A. Leventhal Price: £5.75

**LOGIC & MEMORY EXPERIMENTS USING TTL IC'S BK I**  
by D. G. Larsen Price: £7.60

**TELETEXT & VIEWDATA**  
by S. A. Money Price: £6.00

**THE EUROPEAN CMOS SELECTION**  
by Motorola Price: £7.75

★ ALL PRICES INCLUDE POSTAGE ★

### THE MODERN BOOK CO.

Specialist in Scientific  
& Technical Books

19-21 PRAED STREET  
LONDON W2 1NP

Phone 402-9176  
Closed Sat. 1 p.m.

(8974)

**METERS (NEW) SIFAM type EH30**  
50uA DC FSD (scale -4 to +4 db)  
Res 3KΩ ± 5% to IEC51 c/w mounting brackets, £5.99 + 55p P&P (£7.52 incl VAT). SIFAM type 23A 100-0-80uA scale Res 800Ω ± 2% to IEC 51 £4.60 + 40p P&P (£5.75 incl VAT). MUIR MATHESON LTD., 2 Commercial Street, Edinburgh. Tel. 031 553 1636. (210)

**TSR**  
SYSTEMS

## ENGINEERING CO-ORDINATOR

Due to expansion and reorganisation, Television Systems and Research Ltd., have a vacancy for a qualified electronic engineer to be based at their Engineering Department near Oxford.

The position offers interesting and varied work covering many aspects of electronic engineering including c.c.t.v. equipment, audio and video tape recorders and players, film projectors, radio and t.v. networks and associated equipment, P.A., simultaneous translation installations, and computer controlled information storage and retrieval systems. The successful applicant will have sound theoretical knowledge and practical working experience in one or more of the above fields, must be self-motivated and prepared, from time to time, to visit T.S.R. installations in the U.K. and abroad.

Duties will include liaison with manufacturers of special products, trouble shooting, compilation of spare parts lists, the selection and supervision of installation/maintenance contractors and the control of T.S.R. maintenance engineers.

Good salary and terms and conditions, 27-hour, 5-day week. A company car will be provided.

Apply to: **The Engineering Manager, T.S.R. Systems, Units 7/8, Station Field Industrial Estate, KIDLINGTON, Oxford. Telephone Kidlington 4190.**

(249)

## LINTECH INSTRUMENTS LIMITED

REQUIRE

## ELECTRONIC SYSTEMS ENGINEER/PRODUCT CHAMPION

ELECTRON BEAM PRODUCTS FOR THE SEMI-CONDUCTOR COMPONENT INDUSTRY

The graduate engineer will take responsibility for development to prototype of the complete electronic systems associated with a product, employing his own and other in-house development skills and also co-ordinating external consultants and sub-contractors. Thereafter he will be responsible for further development towards and realisation of customer ready systems.

All our products either use, or are associated with the use of, focused beams. Our customers are in the semi-conductor component manufacturing industry and in major development laboratories concerned with manufacture of, and with testing, integrated circuits, especially LSI. The electronic systems which involve digital, linear op. amp., RF and video sub-systems are centrally and crucially important to each product.

We are a very small and rapidly growing company, so the role played will depend strongly upon ability and wishes. The role of product champion could rapidly open up for the right person, leading to wider responsibilities in management.

Opportunities for occasional travel in Europe, the United States and the Far East may be available.

The minimum requirements are:

- reasonable degree or equivalent
- three or more years in industrial development
- familiarity with the priorities of both digital and linear design; RF experience could be helpful
- age between 25 and 35 years is preferred.

Salary will relate in a flexible way to experience and potential. A pension scheme is available. Conditions of work in the Cambridge Science Park are first rate.

Please reply with curriculum vitae, and marking the envelope EE: **Dr. G. S. Plows, Lintech Instruments Ltd., Cambridge Science Park, Cambridge CB4 4BN**

(190)



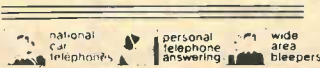
## Opportunities for VHF/UHF Service Engineers

*You won't believe it until you see it -  
So you'd better come and have a look.*

Do you have experience working on VHF/UHF telecommunications equipment. Feeling a bit cheesed off perhaps — not enough interesting work to do, even less prospects? Then it's time for a move. We're the market leaders in radio telephone and tone and voice paging systems — in fact the competition's not even in sight. We need service engineers in both London and Luton to help us maintain them, to help you do the job there's a bank of test equipment that will knock your eyes out! And that's just the beginning! The Company's spending approximately two million pounds on modernisation programmes which include the installation of new micro-processor based paging systems and the complete modernisation of the existing control centres to accommodate direct communications between car and office.

If you've got final City & Guilds that would be an advantage though it's not absolutely necessary. Or perhaps you're in micro-processors now and would like to get into telecommunications. You get a car to go with the job — fitted with a radio telephone so you can keep in touch. Salary negotiable and there's an initial familiarisation course on the existing equipment and the opportunity to go on other courses if you want to gain additional experience. In fact about eighteen months from now you could be on the way — to a more senior job in the Company. Sounds too good to be true — then come and see for yourself. Get in touch with Peter Lyons who will arrange to show you around — that way we'll both know what we're getting into. Ring or write to: Peter Lyons, Air Call Technical Services Division, 18 Lambeth High Street, London SE1. 01-834 9000.

**AIR CALL**  
communications services



(233)

EXCLUSIVE OFFER

RACK MOUNTING CABINETS HIGHEST QUALITY 19"				
Ref	Ht"	width"	Depth"	Price
PE	10	21	13	£10.00
LL10	54	21	18	£20.00
TT	64	25	26	£45.00
SL	71	25	26	£50.00
ST	85	22	24	£70.00
Rack cabinets for RA-17/117				
Uniframe, single				£30.00
Uniframe, double				£40.00
Uniframe, triple				£50.00
Over 60 types available from 12" to 90" high. Also twins, triples and consoles. Above are only a few types. Please send for full list.				

AUDIO AND INSTRUMENTATION-TAPE RECORDER-REPRODUCERS

- \* Ferrograph YD 2 track 1/4" / EMI RE-301
- \* Ampex FR1300 7 track 1/4" / JHER 4000 1/4"
- \* Consolidated 2800 7 track 1/4"
- \* Plessey ID33 Digital Units. 7 track 1/2"
- \* Plessey M5500 Digital Unit. 7 tracks 1/2"
- \* Ampex FR-1100. 6 speeds. stereo 1/4"
- \* Ampex FR600. 4 speeds. 7 track 1/2"
- \* D.R.I. RC-1. 4 speeds. 4 tracks 1/2"
- \* Min-com CMP-100. 6 speeds. 7 tracks 1/4", 1/2", 1"
- \* Ampex 351 2 speed 2 tracks 1/4"
- \* 3M. H. 4 speeds 14 track 1"

Prices of above £70 to £500  
Also Transport Decks only available

We have a large quantity of 'bits and pieces' we cannot list — please send us your requirements. We can probably help — all enquiries answered.

All our aerial equipment is professional MOD quality

- \* Marconi HR-23 ISB Receivers ..... £320.00
- \* K. B. Discomatic Juke Boxes ..... £85.00
- \* SCR-625 Mine Detectors in chests ..... £40.00
- \* Marconi TF / 868 Universal Bridges ..... £110.00
- \* Hewlett Packard 400H VT Meters ..... £85.00
- \* Hewlett Packard 21 1A Sq. Wave Gen ..... £90.00
- \* Astrodata & Iktor Meteorological Equipment
- \* Ion Pump E.H.T. Power Supplies ..... £60.00
- \* Haynes D.W. 500W Cased Transformers 240/115V ..... £18.00
- \* Racal RA66 Adaptors ..... £130.00
- \* Racal MA 1350 Synthesizers ..... £125.00
- \* G.B. Kasee Flutter Meters, Model 1740D/A ..... £90.00
- \* Teleguipment C.I. Oscilloscope Calibrators ..... £90.00
- \* Tektronix 551 Scopes ..... £160.00
- \* Tektronix 555 Scopes ..... £180.00
- \* Teleonic VR2M Sweeps ..... £150.00
- \* Hell Scriber RC-25 ..... £95.00
- \* Lenkurt Model 26D Data Sets ..... £90.00
- \* Panoramic SB 15A Analysers ..... £125.00
- \* Aerial Multicouplers from ..... £25.00
- \* Marconi TF 1168 Disc Oscillators ..... £90.00
- \* Hughes Memoscopes ..... £120.00
- \* Nems Clarke 1306 VHF Receivers ..... £250.00
- \* Telefunken Sunburst Receiver ..... £175.00
- \* Helix Aerials 11" & 18" and Reflectors ..... £26.00
- \* Tektronix 543A Oscilloscopes CA. Plug-ins ..... £90.00
- \* Tektronix 545A Oscilloscopes D. Plug-ins ..... £100.00
- \* Tektronix 561A Oscilloscopes 80. Plug-ins ..... £140.00
- \* Marconi TF 2200A Oscilloscopes ..... £190.00
- \* Selstron 1016 Oscilloscopes ..... £90.00
- \* Smor Mobile 80 foot Tower Hydraulic 80ft extended, 12' 6" closed. Mounted on 4 wheel drive Bedford Truck. self levelling, raised and lowered in 10 minutes. Used for servicing dish aerials. P.U.R. £850.00
- \* Racal RA-17 P Receivers (new) ..... P.U.R.
- \* Collins KWT 6 Transistor Receivers SSB ..... P.U.R.
- \* Roband RO 50A Oscilloscopes ..... £140.00
- \* B & K 2407 Electronic Voltmeters ..... £110.00
- \* Winston '5' Band Spectrum Analysers ..... P.U.R.
- \* Airtec 352 Sweep Generators D ..... £130.00
- \* Advance Transistor Testers TT-15 ..... £45.00
- \* Marconi TF 328 Magnification Meters ..... £250.00
- \* Marconi TF 10668 FM Signal Generators ..... £250.00
- \* Marconi TF 801/D/1 AM Signal Generators ..... £190.00
- \* Ferranti 7.5kVA Auto Voltage Regulators ..... £150.00
- \* Manson TFM-101 Multiplifiers ..... £190.00
- \* Servomex 2kw Auto regulators ..... £130.00
- \* 12Bt. Lattice masts, 26' sides ..... P.U.R.
- \* 30ft. Lattice Masts, 15' sides ..... £115.00
- \* 10ft Light Lattice Sections, 6' sides ..... £18.00
- \* EMI 1/2" Audio Tape 3600ft 10 1/2" nab. New £4.50
- \* D.R.I. Model RC-1 Professional Tape Recorder-Reproducers. 4 tracks 1/4" 4 speeds. 1 1/2", 3/4", 1/2" & 15". 4 amplifiers Monitor Scope. All rack mounting & Transistorised ..... £280.00
- \* SE4/2B C.R.T. ..... £18.00
- \* 3AZP/Z (DMN-9) C.R.T.s ..... £19.00
- \* Plessey 3 & 6 KCS S.S.B. filters ..... £14.00
- \* AVO CT 471A Electronic Multimeters ..... £75.00
- \* EMI R301 Tape Recorders ..... £50.00
- \* Skynorene L Tape Recorders ..... £29.00
- \* Uniselectors 10 Bank 25-way ..... £3.50
- \* 40ft. Sectional Aluminium Masts, complete ..... £55.00
- \* Multi-purpose Trolleys with Jacks 19 x 17 ..... £18.00
- \* Advance 3KVA CV Transformers ..... £150.00
- \* Metal V.D.U. Tables 30" x 36" x 30" ..... £24.00

MANUALS

We have a quantity of Technical Manuals and Periodicals of Electronic Equipment, not photostats, 1940 to 1960. British and American. No lists. Enquiries invited.

- \* Data Efficiency Respoolers 240v ..... £28.00
- \* Belling Lee 100 Amp Interference Filters ..... £78.00
- \* Oscilloscope Trolleys from ..... £18.00
- \* Racal MA1978 pre-Selectors ..... £85.00
- \* Rack Mounting Operator Tables ..... £10.00
- \* 75ft. Aluminium Lattice Masts, 20" sides ..... £400.00
- \* Racal MA-175 L.S.B. Modulators (new) ..... £45.00
- \* Tally 5/8 Track Tape Readers Track Spooling ..... £95.00
- \* Racal RA-63 SSB Adaptors, new ..... £70.00
- \* Racal RA 298 I.S.B. Transistorised Adaptors ..... £120.00

We have a varied assortment of industrial and professional Cathode Ray Tubes available. List on request.

PLEASE ADD CARRIAGE AND V.A.T.

**P. HARRIS**  
**ORGANFORD, DORSET**  
**BH16 6BR**  
(0202) 765051

8981

ARTICLES FOR SALE

SURPLUS TO INDUSTRIAL REQUIREMENTS

- LARGE CAN ELECTROLYTIC CAPACITORS  
20 32mfd 450V Wire Ended 1 x 1 3/4 £1.10  
30 100mfd 160V Wire Ended 3/4 x 1 1/2
- |                                     |       |
|-------------------------------------|-------|
| 10 200mfd 450V Tag 1 3/4 x 4 1/2    | £1.20 |
| 10 200mfd 70V Tag 1 3/4 x 2 3/4     | £1.20 |
| 15 250mfd 35V Tag 1 1/2 x 2         | £1.20 |
| 30 4700mfd 25V Wire Ended 1 x 2 1/2 | £1.20 |
| 20 4700mfd 30V P.C. 1 1/4 x 1 1/4   | £1.50 |
| 10 4700mfd 40V 3 x 1 1/4            | £1.20 |
| 10 6800mfd 35V Tag 3 x 1 1/4        | £1.20 |
| 10 10,000mfd 30V Tag 2 3/4 x 1 1/4  | £1.30 |
| 30 400mfd 40V P.C. 1 x 3/4          | £1.00 |
- WIRE ENDED PACKS  
100 Mixed Miniature Electrolytics £2.00  
300 220mfd 10V £3.00
- POTENTIOMETERS  
100 Mixed — Spindle & Preset £2.00  
10 100K Linear Dual £2.00  
Add 50p P&P per above line item or multiple thereof. Prices include VAT. Cash with order only please.

**B. LORE-BARTON LTD.**  
Reedham House, Burnham, Bucks.  
(195)

TELEPHONE ANSWERING machine available for outright purchase. — Telephone Burton-on-Trent (0283) 47427. (9609)

VERO 191N card frames suit Newbear 77/68 or Nascom. Complete with extras and case. £15 plus £4 P/P. Edge Conns £1. — Tel. (04895) 5355. (116)

500 WATT Booby & Hawkes amplifier. 16 and 30 watt paging amplifiers. Creed teletype No. 7s. Tel. (0622) 50350. MKS, Upper Stone St., Maidstone, Kent. (9442)

GENERAL COMPUTER systems input/verify terminals 120V, easily converted to 240V. 64 Keys and strip printer in attractive case. No circuits. £32. — Phone Norwich (0603) 58336 evenings.

32,768 HZ, 5°X high temp stab., min. can quartz crystals — 150 off. Offers. Various available, unit (£1 max. price) or qty. Please state requirement. — Caze, 16 Conegate Road, High Wycombe, Bucks.

DESIGN SERVICE. Electronic Design Development and Production Service in digital and analogue instruments, RF transmitters and receivers. Suppliers to the industry for 18 years. Phone or write Mr Faulkner, RCS Electronics, 6 Wolsey Road, Ashford, Middlesex. Phone Ashford 53661.

TEKTRONIX TYPE 545 OSCILLOSCOPE with 1A2 dual-trace plug-in and instruction manual, good working order, £175. FRIDEN MODEL 1 FLEXOWRITER automatic typewriter with 8 channel paper tape reader and punch, good working order, £35. Tony Frost, 01-874 9889 evenings. (209)

ASR33 20mA current loop. In good working order. With Pedestal, workshop manual, some rolls of paper and tape, £460. — NESTRA ELECTRONICS LTD. Tel. CHICHESTER (0243) 512 861. (207)

PC13, FIBREGLASS OFF-CUTS. £3 per lb inclusive. Electronic Mail Order Ltd., Ramsbottom, Bury, Lancs BLD 9AG.

PARALLEL TRACKING ARM as design in W.W. Jan. 1980. Designer approved machined metal parts available. S.a.e. to J. Biles, 120 Castle Lane, Solihull, West Midlands. (120)

DYNAMCO plug-in timebase type 1X6, Y-amp type 1Y7, less covers, with diagrams, unused, £20 each inc post. — J. Pawson, 104 Mosside Drive, Blackburn, W. Lothian EH47 7DT. (202)

GRIMSBY ELECTRONIC COMPONENTS, Lambert Road, Grimsby, Humberside. Hundreds bargains. Open Tuesday, Wednesday, Friday, Saturday. Mail Order List 14p. (197)

By Order of the Official Receiver  
For Sale by Tender

4 Disco type speakers with covers. Simpson Model 461 Digital Multimeter. Oscillator Model VFO 1402. Audiotronic Record deck Model ATT 100M. AKAI 4000 open reel tape recorder. Gaumont Kalee - Flutter meter. W.D. Oscilloscope CT436.  
Apply: Morris, Marshall & Poole, 28 Broad Street, Welshpool, Powys. Tel. 2717 (0938). (200)



SITUATIONS VACANT

# What's an electronics enthusiast like you doing in an advertisement like this?

We reckon that if you're a regular reader of this magazine, you might very well be the sort of man or woman who'd be interested in joining Marconi Avionics as an **Electrical Inspector**.

We say this with some confidence because if you're used to building up your own equipment, you're probably well used to finding your way round electronic circuits and wiring and that's just the sort of background we're looking for.

As an Electrical Inspector with us you'll be involved in the inspection of printed circuit boards and assemblies against drawings on a wide range of equipment. Mind you, this equipment will be considerably more complex than any you're likely to have worked on previously, for at Borehamwood we're engaged on a variety of exciting and challenging projects relating to advanced electronic

systems and hardware for such technically sophisticated aircraft as Nimrod and Tornado. But, provided you have a good basic background knowledge of electronic circuitry, we can soon train you to take your place in one of our inspection teams.

We offer a good salary, an attractive range of benefits and the opportunity to make your hobby pay off both financially and in terms of job satisfaction.

Assistance with local authority housing could in certain circumstances be made available.

Write with details of your experience to Chris Hill at Marconi Avionics Limited, FREEPOST, Elstree Way, Borehamwood, Herts WD6 1BR. Telephone 01-953 2030 ext 3449 during office hours or 01-207 3455 anytime. Please quote ref: MA 80/13.

(242)



A GEC-Marconi Electronics Company

ARTICLES FOR SALE

**COLOUR, UHF AND TV SPARES** (miniature size 4 1/2 x 3 1/2 x 2 1/2). New Saw Filter IF Amplifier plus tuner (complete and tested for sound and vision, £28.50, p/p £1.

**TELETEXT**, Ceefax and Oracle in Colour, Manor Supplies "easy to assemble". Teletext kit including Texas Tifax XM11 Decoder. External unit aerial input, no other connections to set. Wide range of facilities in colour include 7-channel selection, Mix, Newsflash and Update. (Price: Texas Tifax XM11 £130, Auxiliary Units £88, Case £14.80, p/p £2.50). Demonstration model at 172 West End Lane, NW6. Also latest Mullard Teletext 610LVM module available. Call, phone or write for further information.

**COMBINED COLOUR BAR AND CROSS HATCH GENERATOR KIT** (MK 4) UHF aerial input type. Eight pal vertical colour bars, R-Y, B-Y, Grey scale etc. Push-button controls £35 p/p £1; Battery Holders £1.50; Alternative Mains Supply Kit £4.80; De Luxe Case £4.80; Aluminium Case £2.60. Built and tested (battery) in De Luxe Case £58, p/p £1.20.

**CROSS HATCH KIT**, UHF aerial input type, also gives peak white and black levels, battery operated £11 p/p 45p. Add-on Grey scale kit £2.90 p/p 35p; De Luxe Case £4.80; Aluminium Case £2 p/p 85p. Built and tested in De Luxe Case £23.80 p/p £1.20.

**UHF SIGNAL STRENGTH METER KIT** £18.80, alum. Case £1.50, De Luxe Case £4.80 p/p £1.

**CRT TEST AND REACTIVATOR KIT** for Colour and Mono £20.80, p/p £1.30; TV 625 IF Unit for Hi-fi amps or tape rec. £6.80, p/p 75p. Surplus Bush IF panels. A816 £2.80, TV312 (single IC) £5. BC5600 (Exp) £5, A823 (Exp) £2.80 p/p 85p. Bush A823 (A807) Decoder panel £7.50 p/p £1. A823 Scan Control panel £3.50, blue lat, 75p. Philips G6 single standard convergence unit £3.75 p/p 90p. GEC 2040 ex rental panels, Decoder £5, Time Base £5 p/p 90p. Thorn 3000 ex rental panels, Video, Decoder, frame, IF £5 p/p 90p.

Colour Scan coils, Plessey £6, Yoke £3.50, blue lat, 76p (Mullard also available). Mono Scan coils Philips/Pye £2.80. Thorn £2.80 p/p 85p. Philips G8 Decoder panels, salvaged for spares £3.80 p/p 90p. Varicap UHF tuners Gen Instruments £3.50, ELC 1043 £4.50, ELC1043/05 £5.50; Philips G8 £5.50 p/p 35p. Salvaged UHF Varicap tuners £1.50 p/p 35p. UHF/VHF ELC2000S Varicap tuner £8.50 p/p 85p. Varicap control units, 3 pos. £1.20, 4 pos. £1.50, 5 pos. £1.80, 6 pos. (special offer) £1.80, 7 pos. £3.80 p/p 45p. Touch Tune control unit Bush 6 pos. £5 p/p 75p. UHF transd tuners, rotary incl. slow motion drive £2.50, 4 pos. push button £2.50, 6 pos. push button £4.20 p/p £1. (Thorne, GEC, Bush, Decca, etc., special types available, details on request). Delay Lines DL20, DL5 £3.50, DL1 80p p/p 65p. Remote Control Thorn-type Transmitter, receiver £2 pair p/p 45p. Large selection of lopts, triplers, mains droppers, and other spares for popular makes of colour and mono receivers.

**MANOR SUPPLIES**, 172 WEST END LANE, WEST HAMPSTEAD, LONDON NW6, SHOP PREMISES, EASILY ACCESSIBLE, WEST HAMPSTEAD-BAKERLOO, JUBILEE TUBE, and BRITISH RAIL N. LONDON (RICHMOND-BROAD ST.) and ST. PANCRAS-BEDFORD. BUSES 28, 159, 2, 13. Callers welcome. Thousands of additional items available at shop premises not normally advertised. Open daily all week including Saturday (Thursday half-day). MAIL ORDER: 64 GOLDERS MANOR DRIVE, LONDON NW11 9HT. Tel. 01-794 8751. All prices subject to 15% VAT.

**SAMSON** ETM-4CS electronic memory Morse. Key perfect, cost £127. Accept £75 ono. — Prideaux Sholom, East Street, Lancing, Sussex. (204)

**LAB CLEARANCE**: Signal Generators; Bridges; Waveform; transistor analysers; calibrators; standards; millivoltmeters; dynamometers; KW meters; oscilloscopes; recorders; Thermal, sweep, low distortion true RMS, audio FR, deviation. Tel. 040-376236. (8250)

ARTICLES FOR SALE

## TO MANUFACTURERS, WHOLESALE & BULK BUYERS ONLY

Large quantities of Radio, T.V. and Electronic Components.  
**RESISTORS CARBON & C/F** 1/8, 1/4, 1/2, 1. 1 Watt from 1 ohm to 10 meg.  
**RESISTORS WIREWOUND**. 1 1/2, 2, 3, 5, 10, 14, 25 Watt.  
**CAPACITORS**. Silver mica, Polystyrene, Polyester, Disc Ceramics, Metalamite, C280, etc.  
 Convergence Pots, Slider Pots, Electrolytic condensers, Can Types, Axial, Radial, etc.  
 Transformers, chokes, hopts, tuners, speakers, cables, screened wires, connecting wires, screws, nuts, transistors, ICs, Diodes, etc., etc.  
 All at Knockout prices. Come and pay us a visit. Telephone 445 2713, 445 0749.

**BROADFIELDS & MAYCO DISPOSALS**

21 Lodge Lane, N. Finchley, London, N.12. 5 mins. from Tally Ho Corner (9461)

### THE SCIENTIFIC WIRE COMPANY

PO Box 30, London, E.4.

#### ENAMELLED COPPER WIRE

SWG	1lb.	8oz.	4oz.	2oz.
10 to 19	2.85	1.45	.75	.60
20 to 29	2.85	1.65	.80	.70
30 to 34	3.05	1.75	1.00	.75
30 to 40	3.40	1.95	1.15	.84
41 to 43	4.55	2.55	1.95	1.30
44 to 46	5.05	3.05	2.15	1.70
47	8.00	5.00	3.00	1.80
48	15.00	9.00	6.00	3.30

#### SILVER PLATED COPPER WIRE

14 & 16	4.50	2.25	1.44	.90
20 & 22	5.00	2.85	1.74	1.06
24 & 26	5.70	3.31	2.00	1.22
28 & 30	6.67	3.86	2.35	1.44

Prices include P&P and VAT.  
 SAE brings list of copper & resistance Wires.  
 Dealer Enquiries invited. (9063)

## INVERTERS


GEC Elliott 45 KVA 415/3/50 Static Inverter. No-break Auto. Charge. New, unused.  
 GEC Elliott 15 KVA 240/1/50 Static Inverter. New, unused.

For full details and inspection please contact:

**Mr. G. Peabody**  
 Walker & Partners Ltd.  
 Staveley, Derbyshire S43 3JN  
 Telephone: 0246-87-2147  
 Telex: 547323 (144)

## INVERTERS

High quality DC-AC. Also "no break" (2ms) static switch, 19" rack. Auto Charger.



**COMPUTER POWER SYSTEMS**  
 Interport Mains-Store Ltd.  
 POB 51, London W11 3BZ  
 Tel: 01-727 7042 or 0225 310916 (9101)

## THE VINTAGE WIRELESS COMPANY

1920 to 1950  
 Receivers, valves, components, service data, historical research, books, magazines, repairs and restorations. A complete service for the collector and enthusiast of vintage radio.  
 S.a.e. with enquiry and for monthly news sheet  
 1980 catalogue E1  
 Closed Monday (Ansaphone)  
**THE VINTAGE WIRELESS COMPANY**  
 64 Broad Street, Staple Hill, Bristol BS16 5NL  
 Tel: Bristol 565472 (177)



## SITUATIONS VACANT

### Republic of Botswana

# Telecommunications Radio Engineer

## Up to £10,550 plus allowances

Candidates should be qualified as Radio Engineers (eg. HNC, C & G Electrical/Electronics) and have several years' experience in the installation and maintenance of ground navigation aids (VOR/DME/NDB), air ground communication system (VHF/HF) and communication equipment used for fixed telecommunication networks (Radio teletype/HF transceivers). Duties will include the installation and maintenance of equipment and on-the-job training of staff of the Civil Aviation Department.

Salary includes a substantial tax-free allowance reviewed annually paid under Britain's overseas aid programme. Basic salary attracts 25% tax-free gratuity.

Benefits include free passages, generous paid leave, children's holiday visit passages and education allowances, appointment grant and interest-free car loan.

The terms on which civil and public servants may be released if selected for appointment will be subject to agreement with their present employers.

For full details and application form write quoting MX/237/WD.

# Crown Agents

The Crown Agents for Oversea Governments and Administrations, Recruitment Division, 4 Millbank, London SW1P 3JD. (235)



## MOTOROLA (SUISSE) S.A. Semiconductor Group

Motorola has a vacancy in its central consumer applications laboratory in GENEVA for

### 2 ELECTRONIC ENGINEERS

to work on system design, in close co-operation with customers at the European level. The successful candidates will work together with IC design groups and marketing, to create new circuit concepts using Motorola products. Customer support on existing products and systems will also be part of the job. Education to degree standard or equivalent in Electronic Engineering and a good command of the English language is required.

### SENIOR APPLICATIONS ENGINEER (Radio & TV)

The engineer we are looking for will have had a minimum of 3 years experience in the design of Radio and TV circuitry.

A knowledge of digital techniques would be a definite advantage.

### SENIOR APPLICATIONS ENGINEER (Microprocessors)

An engineer with extensive experience of microprocessor (soft and hardware) design is required, to support the design of consumer oriented control systems in the TV, radio and domestic appliance industries.

Opportunities for travel exist with both of the above positions. If you are interested in joining a rapidly growing division of a major international company, and can satisfy the above conditions, please send your Curriculum Vitae to

The Personnel Manager  
**MOTOROLA (SUISSE) S.A.**  
16, Chemin de la Voie-Creuse  
1211 GENEVE 20, Switzerland  
Tel: 022/99.14.76

### ARTICLES FOR SALE

TEK 545 B mainframe	£80
TEK 547 mainframe	£150
TEK 151 Sampling plug in	£100
1 L10 Spectrum analyser plug in	£450
TEK 422 15 MHz portable	£350
RACAL 9913 200 MHz counter	£150
SYSTEM Donner 5008 500 MHz sweeper	£495
POLYSKOP 1 400 MHz	£350
POLYSKOP 2 1200 MHz	£850
POLYSKIP 3 110 MHz	£600
FLUKE B300 DMM AC/DC/OHMS	£195
BRADLEY 233 post generator	£250
PHILIPS PM 6505 television analyser	£100
MARCONI TF 144 H sig/gen	£195
MARCONI TF 868/1 LCR bridge	£85
MARCONI TF 1370/9 oscillator	£100
MARCONI TF 2162 attenuator	£85
MARCONI TF 2201 30 MHz scope	£195
MARCONI TF 2169 pulse modulator	£195
HP 3200 B VHF oscillator	£395
HP 211A square wave gen	£75
HP 400H voltmeter	£75
HP 140 A mainframe	£175
HP 1416 A swept freq ind	£300
HP 8694 A 8-12.4 GHz sweeper plug in	£400
HP 8694 B 7-12.4 GHz sweeper plug in	£400
HP 8693 A 3.7-8.3 GHz sweeper plug in	£400
HP 1403 vertical plug in	£75
HP 1420 horizontal plug in	£75
SINTEL Capacitance bridge	£150
ADVANCE DVM5	£75
BPL CZ 960 component comparator	£175
AVO 7	£30
AVO 8	£50
TELEQUIPMENT S 51 E oscilloscope	£95
TELEQUIPMENT S 52 scope	£110
TELEQUIPMENT S 61 A scope	£185

All + 15% VAT

ALL EQUIPMENT WORKING & CALIBRATED

### DUTCHGATE LTD

94 ALFRISTON GARDENS  
SHOLING, SOUTHAMPTON  
SOTON (0703) 431323

### PCBs Production runs or prototypes

Assembly to sample or drawings  
★ Design Service if required  
★ Quick response to demand  
★ Expert hand soldering  
★ Nothing too large or too small

Telephone or write:

### SEAHORSE ELECTRONICS LTD.

Unit 2, Picow Farm Road  
Service Industry Estate  
Runcorn, Cheshire

Tel. Runcorn (09285) 75950



(9950)

### K.A.H. ELECTRONICS LTD.

CONSULTANTS - DESIGNERS  
ASSEMBLERS

SPECIALISTS IN MICRO-BASED SYSTEMS

50 Flixton Road  
Urmston, Manchester  
Tel: 061-748 3878

(9919)

SMALL BATCH productions wiring  
assembly to sample or drawings.  
Specialist in printed circuits assembly.  
Rock Electronics, 42 Bishopsfield, Harlow, Essex 0279 33018.  
(9094)

PCB ARTWORK DESIGN SERVICE  
with component notation masters  
and assembly drawings. PADS  
Electrical Ltd, 01-850 6516, 45  
Southwood Road, New Eltham SE9.  
(7905)

### CAPACITY AVAILABLE

### I.H.S. SYSTEMS

Due to expansion of our manufacturing facilities we are able to undertake assembly and testing of circuit boards or complete units in addition to contract development.

We can produce, test and calibrate to a high standard digital analogue and RF equipment in batches of tens to thousands.

Telephone to arrange for one of our engineers to call and discuss your requirements, or send full details for a prompt quotation.

TEL. 01-253 4562

or reply to Box No. WW 8237  
(8237)

ELECTRONIC DESIGN SERVICE.  
Immediate capacity available for circuit design and development work, PC artwork, etc. Small batch and prototype production welcome.  
— E.P.D.S. Ltd., 93b King Street, MAIDSTONE, Kent. 0622-677916.  
(9667)

BATCH PRODUCTION wiring and assembly to sample or drawings.  
McDeane Electricals, 19b Station Parade, Ealing Common, London, W5. Tel. 01-982 8976. (169)

KIBMORE for printed circuits, rapid prototype to production runs, also panel printing design, layout, artwork and photographic services.  
— Kibmore Circuits Ltd., Redhill, Surrey. Tel. Reigate 41010. (9973)

### PCB ASSEMBLY CAPACITY AVAILABLE

Low or high volume, single or double sided, we specialise in flow line assembly.

Using the Zevatron flow soldering system and on line cutting, we are able to deliver high quality assemblies on time, and competitively priced.

Find out how we can help you with your production. Phone or write. We will be pleased to call on you and discuss your requirements.

TW ELECTRONICS LTD.  
120 NEWMARKET ROAD  
BURY ST. EDMUNDS, SUFFOLK  
TEL: 0284 3931.

Sub-contract assemblers and wireers to the Electronics Industry (9068)

### EQUIPMENT WANTED

TO ALL MANUFACTURERS  
AND WHOLESALERS  
IN THE ELECTRONIC  
RADIO AND TV  
FIELD

### BROADFIELDS & MAYCO DISPOSALS

will pay you top prices for any large stocks of surplus or redundant components which you may wish to clear. We will call anywhere in the United Kingdom.

21 LODGE LANE  
NORTH FINCHLEY, LONDON N12 8JG  
Telephone Nos. 01-445 0749/445 2713  
After office hours 958 7624

(9123)



## SITUATIONS VACANT



Wellcome

# Technician

## Bioengineering (Ref: WRL/33)

We require a person to join a small group offering engineering support to research workers in pharmacology and related departments.

The work involves the maintenance and development of electronic equipment and some light mechanical engineering.

Applicants should have a good general education with technical qualifications to HNC level. They will be practical people who enjoy solving problems and undertaking constructional projects. Experience in analogue and digital electronics is essential together with ability to use a lathe and milling machine.

People with experience in biological research, or whose hobbies include electronics, radio, modelling, etc. would be at an advantage.

The Wellcome Research Laboratories are situated in pleasant parkland surroundings within easy reach of Central London.

An attractive salary will be negotiable according to experience. Conditions of employment include 4 weeks' holiday, pension and life assurance schemes, subsidised canteen and excellent sports and social facilities.

Interested? Please write or telephone to:  
Peter Anderson, Personnel Assistant  
The Wellcome Research Laboratories  
Langley Court, Beckenham, Kent BR3 3BS  
Tel: 01-658 2211



(245)

## SERVICES

### TV TUBE REBUILDING!

We can offer the most complete range of electron guns, parts and tube components. All gun types for black and white, also high definition guns for monitor tubes. A wide range of colour guns, to suit European/American and Japanese tube types.

We also offer equipment for testing and manufacturing. *Prices, catalogue and technical advice on request.*

**ALGOGRUFF p.v.b.a.**  
(Electronics & Equipment)

**LISPERSTEENWEG**  
196 2500 Lier/Belgium  
Tel: 031/802387. Telex: 35371

(101)

### EURO CIRCUITS

Printed Circuit Boards — Master layouts — Photography — Legend printing — Roller tinning — Gold plating — Flexible films — Conventional fibre glass — No order too large or too small — Fast turnaround on prototypes. All or part service available NOW! (9630)

#### EURO CIRCUITS TO.

Highfield House  
West Kingsdown  
Nr. Sevenoaks, Kent. WK2344

### TEST EQUIPMENT CALIBRATION AND REPAIR

Quick turn round, attractive rates, ring for details on **Southampton (0703) 431 323**

#### DUTCHGATE LTD.

94 Afriston Gardens, Sholing  
Southampton (9385)

**PRINTED CIRCUIT MANUFACTURE.** Very fast, reliable service. Lowest prices. Prototypes welcome. Inhouse photography. Phone 06474-573 for instant quote or write to AKTRONICS Ltd., 42/44 Ford Street, Moretonhampstead, Devon. (9857)

**REPETITION SHEET METALWORK** on Wiedemann turret press. Long/short runs. Highly competitive. Quick deliveries commission for introductions. — EES Ltd., Clifford Rd., Monks Rd., Exeter. 36489. (8060)

**DESIGN SERVICE.** Electronic Design Development and Production Service available in Digital and Analogue Instruments, RF Transmitters and Receivers for control of any function at any range. Telemetry, Video Transmitters and Monitors, Motorised Pan and Tilt Heads etc. Suppliers to the Industry for 16 years. Phone or write Mr. Falkner, R.C.S. Electronics, 6 Wolsey Road, Ashford, Middlesex. Phone Ashford 53661. (8341)

**SMALL BATCH PCB's** produced from your artwork. Also **DIALS, PANELS, LABELS.** Camera work undertaken. **FAST TURNAROUND.** — Details: Winston Promotions, 9 Hatton Place, London EC1N 8RV. Tel. 01-405 4127/0960. (9794)

**SHEET METAL WORK** fine or general front panels chassis, covers, boxes, prototypes. 1 off or batch work fast turnaround. 01-449 2695. M. Gear Ltd 179A Victoria Road, New Barnet, Herts. (9908)

**PCB MANUFACTURE** including circuit design, artwork (P.TH) 2:1 reduction photographic service. Drilling/profiling, assembling/testing. Single/double-sided boards. Any intermediate stage undertaken. Prototype service available. — Ring (0621) 741560 or write Mayland PCB Co Ltd, 4 The Drive, Maylandsea, Chelmsford, Essex CM3 6AB. (121)

**A.D.S. LTD.** (Analog & Digital Specialists Ltd.), 15 Biscot Road, Luton, Beds., LU3 1AH. Our highly qualified design team offers you a comprehensive prototype electronic design service. Why not write to us with your problem? We guarantee an immediate response. (240)

## ARTICLES WANTED

## WANTED!

all types of scrap and **REDUNDANT ELECTRONIC & COMPUTER MATERIALS** with precious metal content

### TRANSISTORS & PRINTED CIRCUIT BOARDS TO COMPLETE COMPUTERS

**THE COMMERCIAL SMELTING & REFINING Co. Ltd.**  
171 FARRINGTON ROAD  
LONDON EC1R 3AL  
Tel: 01-837 1475  
Cables: COMSMELT, EC1  
Works: FLECKNEY, Nr. LEICESTER (205)

**HU-GO** offer prompt settlement for surplus electronics components, TV/audio spares are of particular interest. Contact Miss Hughes, 9 Westhawe, Bretton, Peterborough, Tel. 265219. (9731)

**TURN YOUR SURPLUS** Capacitors, transistors etc. into cash. Contact **COLES-HARDING & Co.**, 103 South Brink, Wisbech, Cambs. 0945-4188. Immediate settlement. We also welcome the opportunity to quote for complete factory clearance. (9509)

We will purchase your surplus and obsolete Telephone Equipment and Electronic Components. Anything considered, from Relays to Complete Exchanges.

**TELECOMM. SPARES**  
Lea Valley (0992) 716945 (137)

## WANTED

Test equipment, receivers, valves, transmitters, components, cable and electronic scrap, any quantity. Prompt service and cash. Member of A.R.R.A.

**M & B RADIO**  
86 Bishopgate Street  
Leeds LS1 4BB  
0532-35649

## SPOT CASH

paid for all forms of electronics equipment and components.

**F.R.G. General Supplies**  
550 Kingston Road  
London SW20 8DR  
Tel: 01-404 5011  
Telex: 24224. Quote Ref. 3165 (8742)

**STORAGE SPACE** is expensive, why store redundant and obsolete equipment? For fast and efficient clearance of all test gear, power supplies, PC boards, components, etc., regardless of condition or quantities. Call 01-771 9413. (8209)

**Tempting prices paid for Current Test Equipment, Computers, Peripherals, etc.**

**Electronic Brokers Ltd**  
49-55 Pancras Road  
London NW1 2QB  
Telephone 01-537 7781  
Telex 396694

WW — 056 FOR FURTHER DETAILS

**WANTED:** Recording equipment of all ages and varieties. (California, U.S.A.). Tel. (415) 232-7933. (9814)

### EQUIPMENT WANTED

## A.R. Sinclair

Electronic Stockholders  
Stevenage 812193


We purchase all types of Mechanical and Electronic Equipment and Surplus stocks. (9206)

### SERVICES

**LINSLEY-HOOD** 75 watt amplifiers constructed and repaired. 75 watt power amp modules from £13.75. Details free. I. G. Bowman (Dept. WW), 59 Fowey Avenue, Torquay, S. Devon. (205)



# ELECTRONIC BROKERS/HAMEG OSCILLOSCOPES



**Brand New —  
Top Quality Performance & Value**

**HM 307**  
Single Trace DC-10  
MHz, 5mV/cm.  
Plus built-in  
Component Tester.


**HM 312**  
Dual Trace DC-20 MHz,  
5mV/cm. Sweep Speeds  
40 ns-0.2 s/cm 8x10  
cm Display.

**£149 | £250**

Other models up to 50MHz bandwidth available. Prices and full specs on request. Full demonstration at our premises. Quick delivery.

Prices do not include VAT (15%) or Carriage.

**WW — 093 FOR FURTHER DETAILS**



**ELECTRONIC  
BROKERS LIMITED**

49-53 Pancras Road, London NW1 2QB.  
Tel: 01-837 7781. Telex: 298694.

## INDEX TO ADVERTISERS

Appointments Vacant Advertisements appear on pages 133-151

PAGE		PAGE		PAGE	
Acoustical Mfg. Co. Ltd.	2	GMT Electronics	30	Pascal Electronics	93
Adcola Products	10	G.P. Industrial Elec. Ltd.	31	Plessey (Opto) Electronics	19
A.E.L. Crystals	30			Powertran Electronics	105, 110, 111
Aero Electronics	18	Hall Electric Ltd.	16	Practical Computing	21
Ambit International	11, 132	Harris Electronics (London) Ltd.	33	Pye Unicam	7
Anders Electronics Ltd.	18	Hart Electronics	122	Pye Hayes Radio	36
Antex	73	Henry's Radio	100, 118, 126		
Apex	18	H.H. Electronic	4, 9	Quantum Electronics	84
Aspen Electronics Ltd.	26	Hi-Fi Y/Book	106		
		Hilomast Ltd.	13	Radio Components Specialists	128
Bach-Simpson	83			Radio Shack	94
Bamber, B. Electronics	130	I.L.P. Electronics Ltd.	94, 96, 97	Ralfe, P.	102
Barrie Electronics Ltd.	131	Industrial Tape Applications	120	Research Communications	36
Bell & Howell	25	Integrex Ltd.	109	R.S.T. Valves	103
BIB Hi-Fi	Cover iv	Interface Comps.	120		
Bi-Pak Semiconductors Ltd.	107	Interport Mainstores	149	Samsons (Electronics) Ltd.	114
Bremi	6	ITT Mercator	99	Science of Cambridge	22, 23
Bull, J.	121			Scopex Instruments Ltd	113
		Keithley Insts.	8	Service Trading	115
Cambridge Learning	13	K.G.M. Electronics Ltd.	27	Sescom	94
Carston Electronics Ltd.	14, 15	Kirkham Amplifier	20	Shure Electronics	38
Case Systems	98	Kramer & Co.	132	Sinclair Radionics	31
Catronics	132			Sonic Sound Audio	33
Chiltmead Ltd	118, 119	Langrex	103	Sonimag 18	114
Codespeed Elec.	118, 132	Larsholt Electronics	32	Sota Communications Systems Ltd.	100
Computer Appreciation	108	Lascar Electronics	28	Special Products Ltd.	28
Court Acoustics	24	Levell Electronics Ltd.	3	Strumehc Eng. Ltd.	131
Controls, W.	108	Lowe Electronics Ltd.	12	Sugden, J. E. & Co. Ltd.	33
Continental Specialities	21, 27			Surrey Electronics Ltd.	100
Crow of Reading	36	Maclin-Zand Electronics Ltd.	5	Swanley Electronics Ltd.	98
Crowpico Ltd.	112	Maplin Electronic Supplies	Cover iii		
Crimson Elektrik	112	Marshall, A. & Sons (London) Ltd.	100	Tandy Corporation	17
		Mayware	35	Technomatic Ltd	129
Dalston Elec	33	Microcircuits Ltd.	5	Tektronix (U.K.) Ltd.	Cover ii
Display Electronics	127	Mills, W.	108	Toolrange Ltd.	34
Dominus	108	Millbank Electronics	29		
		Milward, G. F.	118	Valradio Ltd.	34
Eddystone Radio Ltd.	102	Monolith Electronics Co.	26	Vero Speed	26
Edicron	30	Multicore Solders Ltd.	Cover iv	Vero Systems Ltd.	34
EDT Research	98			Videotime	35
Educational Pub. Services	Loose insert	Newbear Comp. Store	98, 104	Viewdata TV User.	37
Electronic Brokers Ltd.	123, 124, 125, 132	Newtronics	95		
Electro-Tech Comps Ltd.	116			West Hyde Developments Ltd.	104
Electrovoice Products Ltd.	32	Olson Electronics	24	Wilmslow Audio	101
Eraser Int'l	108, 114	OMB Electronics	35	Wilmot Breeden	84, 93
Faircrest Eng.	36			Z. & I. Aero Services Ltd.	30, 106
Farnell Instruments Ltd.	28, 74				
Ferranti Semiconductors	117				
Field Tech	10				

**OVERSEAS ADVERTISEMENT**

**AGENTS:**  
**France & Belgium:** Norbert Hellin, 50 Rue de Chemin Veat, F-9100, Boulogne, Paris.

**Hungary:** Mrs Edit, Bajusz, Hungexpo Advertising Agency, Budapest XIV, Varosliget.  
Telephone: 225 008 — Telex: Budapest 22-4525  
INTFOIRE

**Italy:** Sig C. Epis, Etas-Kompass, S.p.a — Servizio Estero. Via Mantegna 6, 20154 Milan.  
Telephone: 347051 — Telex: 37342 Kompass.

**Japan:** Mr. Inatsuki, Trade Media — IBPA (Japan), B.212, Azabu Heights, 1-5-10 Roppongi, Minato-ku, Tokyo 106.  
Telephone: (03) 585 0581.

**United States of America:** Ray Barnes, IPC Business Press, 205 East 42nd Street, New York, NY 10017 — Telephone: (212) 689 5961 — Telex: 421710.

Mr Jack Farley Jnr., The Farley Co., Suite 1584, 35 East Wacker Drive, Chicago, Illinois 60601 — Telephone: (312) 63074.

Mr Victor A. Jauch, Elmatex International, P.O. Box 34607, Los Angeles, Calif. 90034, USA — Telephone (213) 821-8581 — Telex: 18-1059.

Mr Jack Mentel, The Farley Co., Suite 650, Ranna Building, Cleveland, Ohio 44115 — Telephone: (216) 621 1919.  
Mr Ray Rickles, Ray Rickles & Co., P.O. Box 2028, Miami Beach, Florida 33140 — Telephone: (305) 532 7301.  
Mr Tim Parks, Ray Rickles & Co., 3116 Maple Drive N.E., Atlanta, Georgia 30305. Telephone: (404) 237 7432.  
Mike Loughlin, IPC Business Press, 15055, Memorial Ste 119, Houston, Texas 77079 — Telephone (713) 783 8673.

**Canada:** Mr Colin H. MacCulloch, International Advertising Consultants Ltd., 915 Carlton Tower, 2 Carlton Street, Toronto 2 — Telephone: (416) 364 2269.  
\*Also subscription agents.



# STEP INTO A NEW WORLD WHEN YOU DISCOVER **MAPLIN**

For beginners or professionals, the Maplin catalogue will help you find just about everything you need for your project.

Over 5,000 of the most useful components — from resistors to microprocessors — clearly described and illustrated.

Send the coupon for your copy  
and **STEP UP TO  
MAPLIN SERVICE  
NOW**



Post this coupon now for your copy of our 1979-80 catalogue price 79p.

Please send me a copy of your 280 page catalogue. I enclose 70p (plus 46p p&v). If I am not completely satisfied I may return the catalogue to you and have my money refunded. If you live outside the U.K. send £1.35 or ten International Reply Coupons. I enclose £1.16.

NAME \_\_\_\_\_  
ADDRESS \_\_\_\_\_

WW 480



# MAPLIN

ELECTRONIC SUPPLIES LTD

All mail to:

P.O. Box 3, Rayleigh, Essex SS6 8LR.


Telephone: Southend (0702) 554155.

Shop: 284 London Road, Westcliff-on-Sea, Essex. (Closed on Monday).

Telephone: Southend (0702) 554000.




# To see how Multicore Oxide-Free Solder Creams offer you higher profits – just watch



Applications don't come much more critical than digital watch manufacture.

Here, discrete deposits of Multicore Oxide-Free Solder Cream are screened onto the PCB. A precision job, with no risk of operator error or fatigue. And, a convenient temporary adhesive for the positioning of components.



Solder-flow is accomplished by simply passing the units over a hot plate.

Fast. No oxide to contend with. No dirty residues.

This manufacturer says Multicore Oxide-Free Solder Cream has reduced reject rate substantially and offers superior soldering quality.

## ordinary solder creams cannot match this profitable performance. Here's why...

...because ordinary solder creams or pastes contain rosin-based flux mixed with solder powder produced by atomisation. This means that every particle of the powder is covered with a layer of oxide – slowing down the soldering process, leaving a dirty flux residue and causing solder globules to stick to the flux and possibly fall loose into the equipment after shock or vibration. But, Multicore have developed a very special method of producing solder powders that are virtually oxide-free.

These can be used in cream form – comprising an homogeneous stable mixture of pre-alloyed powder and flux, designed specifically for hybrid microcircuits, PCB's and critical component joints.

When heated, Multicore Oxide-Free Solder Creams melt and flow as quickly and cleanly as rosin-cored solder wire, leaving a pale clear flux residue without solder globules.

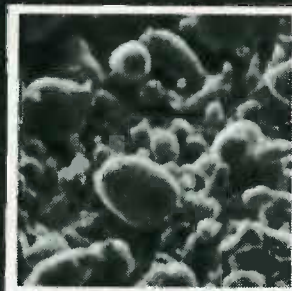
The in-built quality of Multicore Oxide-Free Solder Creams make them the ideal specification for almost any application calling for low cost yet high reliability.

They are available in a wide range of combinations of solder alloys, fluxes, particle sizes, flux contents and viscosities – often replacing solder preforms.

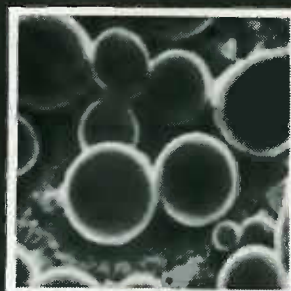
However, if you have an application that specifically requires preforms, remember that Multicore supply a wide variety of those as well.

Multicore Solders Ltd are Ministry of Defence Registered Contractors and on Qualified Products List QQ-S-571E of U.S. Defense Supply Agency for solder creams and preforms.

### Compare these electron-microscope enlargements at x 240 magnification:



'Ordinary' cream solder powder, revealing poor particle shape and dross.



Solder powder from Multicore Oxide-Free Solder Cream displays clean, uniform particles.



For full information on Oxide-Free Solder Creams or any other Multicore products, please write on your company's letterhead direct to:

**Multicore Solders Limited,**

Maylands Avenue, Hemel Hempstead, Herts, HP27EP.  
Telephone: Hemel Hempstead 3636. Telex: 82363.