

THE No.1 MAGAZINE FOR ELECTRONICS TECHNOLOGY & COMPUTER PROJECTS

EVERYDAY

NOVEMBER 2002


PRACTICAL

ELECTRONICS

£2.95

EPE HYBRID COMPUTER

**Analogue computer
with PC interface**



**PICAXE PROJECTS - 1
BASIC programmed
projects**

**TUNING FORK
& METRONOME**
Accurate aid to
instrument tuning

PLUS

**New Technology Update
Net Work • Circuit Surgery
Ingenuity Unlimited**

<http://www.epemag.wimborne.co.uk>

World Radio History

**FREE
INSIDE!
32 PAGE
WCN
CATALOGUE**



1 1

GAS MASKS RUSSIAN, new and boxed, NATO filter, £39.
CCTV SYSTEM. Low cost, outdoor, IR illumination, complete with cables and p.s.u. Just £22.99. Ref CCTVCAM3.
LOW COST NIGHT VISION SYSTEM, Russian handheld complete with infra-red illuminator, 100m range. Runs on 2 AA batteries, just £109.95.
COBRA NIGHT VISION equipment also stocked, more info on our web site at www.cobra-optics.co.uk
ELECTRIC SCOOTERS 18kph, 24V motor, 6 hour charge time, 22kg weight, max load 90kg, running time up to 1 hour, range 15km, 8.5A motor, 24V, direct drive. Our Price £229.95. Ref ESCOOT.
VOICE CHANGERS Hold one of these units over your phone mouthpiece and you can adjust your voice using the controls on the unit. Battery operated, £15. Ref CC3.
LIGHTWEIGHT DOME TENTS, 120cm x 210cm, £8. Ref TENTA.
EMMINENCE LOUDSPEAKERS 12in. dia., 50W nom, 100W peak, 16 ohm impedance. Pack of 4 just £19.95. Ref SPEAK39.
PIR SECURITY SWITCHES These brand new swivel mounting PIR units will switch up to 2 kilowatts. Adjustable sensitivity, light level and time delay (9 seconds to 10 minutes), 15m detection range, mains operated, waterproof. £9.99 Ref PIR1PACK or a pack of 5 for £22.95 Ref PIR5PACK or 10 for £39.95 Ref PIR10PACK.
12V 12AH SEALED LEAD-ACID BATTERIES, 100mm x 150mm x 95mm, 4kg, £15 each. Ref SSLB.
SEALED LEAD-ACID CHARGER AND FLOAT CHARGER. Complete unit will charge 12V lead acids and maintain them with an automatic trickle charge. Charger on its own is £15 Ref LAC or charger and a 12V 12Ah battery (all fully cased) is £25 Ref ACB.
AERIAL PHOTOGRAPHY KIT. This rocket comes with a built-in camera! It flies up to 500 feet (150m), turns over and takes an aerial photograph of the ground below. The rocket then returns with its film via its parachute. Takes 110 film. Supplied with everything including a launch pad and 3 motors (no film). £29.98 Ref Astro.
BUILD YOUR OWN WINDFARM FROM SCRAP. New publication gives step-by-step guide to building wind generators and propellers. Armed with this publication and a good local scrapyard could make you self-sufficient in electricity! £12. Ref LOT81.
MAGNETIC CREDIT CARD READERS, £9.95. Cased with fly-leads, designed to read standard credit cards! Complete with control electronics p.c.b. and manual covering everything you could want to know about what's hidden in that magnetic strip on your card! Just £9.95 Ref BAR31.
77 KILO LIFT MAGNET. These Samarium magnets measure 57mm x 20mm and have a threaded hole (5/16th UNF) in the centre and a magnetic strength of 2.2 gauss. We have tested these on a steel beam running through the offices and found that they will take more than 170lb. (77kg) in weight before being pulled off. Supplied with keeper. £19.95 ea. Ref MAG77.
HYDROGEN FUEL CELL PLANS. Loads of information on hydrogen storage and production. Practical plans to build hydrogen fuel cell (good workshop facilities required). £8 set. Ref FCP1.
STIRLING ENGINE PLANS. Interesting information pack covering all aspects of Stirling engines, pictures of home made engines made from an aerosol can running on a candle! £12 STIR2.
12V OPERATED SMOKE BOMBS. Type 3 is a 12V trigger and 3 smoke canisters, each canister will fill a room in a very short space of time! £14.99 Ref SB3. Type 2 is 20 smaller canisters (suitable for mock equipment fires etc.) and 1 trigger module for £29. Ref SB2. Type 1 is a 12V trigger and 20 large canisters, £49. Ref SB1.
BRAND NEW NATO ISSUE RADIATION DETECTORS, SALE PRICE JUST £69.95. Current NATO issue standard emergency services unit. Used by most of the world's military personnel. New and boxed. Normal retail price £400. Bull's bargain price just £69.95. Ref PDM.
INFRA-RED REMOTE CONTROL WATCHES, £16.99.
VIBRATING WATCHES, vibrate when your phone rings, £16.99.
PULSE WATCHES, display your pulse, £16.99. www.quemex.co.uk
STEPPER MOTORS. Brand new stepper motors, 4mm fixing holes with 47-14mm fixing centres, 20mm shaft, 6-35mm diameter, 5V/phase, 0.7A/phase, 1-8 deg. step (200 step). Body 56mm x 36mm, £14.99 each. Ref STEP6, pack of 4 for £49.95.
BASIC GUIDE TO LOCKPICKING. New publication gives you an insight! £6. Ref LPK.
NEW HIGH POWER MINI BUG. With a range of up to 800 metres and 3 days use from a PP3 this is our top selling bug! Less than 1in. square and a 10m voice pick-up range. £28. Ref LOT102.
IR LAMP KIT. Suitable for CCTV cameras, enables the camera to be used in total darkness! £6. Ref FCF38.
INFRA-RED POWERBEAM. Handheld battery powered lamp, 4in. reflector, gives out powerful pure infra-red light! Perfect for CCTV use, night sights, etc. £29. Ref PB1.
YOUR HOME COULD BE SELF-SUFFICIENT IN ELECTRICITY. Comprehensive plans with loads of info on designing systems, panels, control electronics etc. £7. Ref PV1.
200 WATT INVERTERS, plugs straight into your car cigarette lighter socket and is fitted with a 13A socket so you can run your mains operated devices from your car battery. £49.95. Ref SS66.
THE TRUTH MACHINE. Tells if someone is lying by micro tremors in their voice, battery operated, works in general conversation and on the phone and TV as well! £42.49. Ref TD3.
INFRA-RED FILM, 6in. square piece of flexible infra-red film that will only allow IR light through. Perfect for converting ordinary torches, lights, headlights etc. to infra-red output using only standard light bulbs. Easily cut to shape, 6in. square, £15. Ref IRF2 or a 12in. square for £29.95. Ref IRF2A.
SMOKE ALARMS. Mains powered, made by the famous Gent company, easy fit next to light fittings, power point. Pack of 5 £15. Ref SS23, pack of 12 £24. Ref SS24.
CCTV CAMERAS FROM £25. Check out our web site at www.cctvstuff.co.uk and www.home-cctv.co.uk
14 WATT SOLAR PANELS. Amorphous silicon panel fitted in an anodised aluminium frame. Panel measures 3ft. by 1ft. with 3m leads for easy connection. 3ft. x 1ft. solar panel £79. Ref MAG45. Unframed 4 pack, 8-9W (3ft. x 1ft.) £99. Ref SOLX. 35 watts of solar power for just £99, 4 panels, each one 3ft. x 1ft. and producing 8W min., 13V Pack of four £99. Ref SOLX.

POWERSAFE DEEP CYCLE BATTERIES



6V 100AH NOW ONLY £19 EACH

NEW 12V 12in. SQUARE SOLAR PANEL. Kevlar backed, 3 watt output, copper strips for easy solder connections. £14.99 Ref 15P42. Pack of four just £39.95. Ref 15P42SP.
NEW UNIVERSAL SOLAR CHARGER. Charges AAAs, AAs, Cs and D-type NiCads. £9.99. Ref UNISOL.
12V SOLAR POWER WATER PUMP. Perfect for many 12V d.c. uses, from solar fountains to hydroponics! Small and compact yet powerful, works direct from our 10W solar panel in bright sun. Max HD: 17ft, max flow = 8 Lpm, 1-5A. Ref AC88. £18.99.
SOLAR MOTORS. Tiny motors which run quite happily on voltages from 3V-12V d.c. Works on our 6V amorphous 6in. panels and you can run them from the sun! 32mm dia., 20mm thick. £1.50 each.
MAMOD STEAM ENGINES and a full range of spare parts. Check out www.mamodspares.co.uk.
SUPER WIDEBAND RADAR DETECTOR. Whistler 1630. Detects both radar and laser, X, K and KA bands, speed cameras; and all known speed detection systems. 360 degree coverage, front and rear waveguides, 1-1in. x 2.7in. x 4-6in., fits on visor or dash, new low price £39. Ref WH1300. Other models available at www.radargun.co.uk.
BUG DETECTOR. A new detector at a sensible price! Detects bugs hidden in rooms, computers etc., between 1-200MHz, adjustable sensitivity, 9V PP3 battery required. £29.95. Ref BDET2.
GIANT WEATHER BALLOONS made by Torex, we blew one up to 7ft. diameter then it popped due to stones on the ground! £13.99. Ref Torex.
BARNET CROSSBOWS. We stock the entire range of crossbows, check out our web site at www.xbows.co.uk.
HOT AIR BALLOON KITS. Everything you need to build a 1-7m high, 4-5m in circum. hot air balloon, launch over a small burner or heater. £12.49. Ref HA1.
CROOKES RADIOMETER. Fascinating glass bulb contains blades driven around by the sun. £9.99. Ref SC120B.
GIANT TV OR PC VIEWING SCREEN. Turn your TV into a super-size screen, converts small screens into a super size 26in. £26.99. Ref SVGA2.
RADIOSONDES. Made by Valsala, unused, they measure pressure, temperature and humidity. Model RS80, good stripper at £15. Ref SONDE.
AIR WIND POWER MODULE. Produces nearly 400 watts of power from the wind, 1-14m blade, 12V d.c. output, 3 year warranty, built-in battery regulator. £549. Ref AIR1.
WORMERIES. The ideal solution for your kitchen waste! Supplied complete with worms. Turn your rubbish into liquid feed! Two sizes available, small (ideal for 1-2 people), £25.45. Ref WM2, and a large one (ideal for 4 or more), £42.44. Ref WM1.
COMPLETE WIRELESS CCTV SYSTEM. Includes monitor, camera, up to 100m range, audio and video, UK legal, complete with infra-red lights. £169. Ref WWS333.
PELTIER MODULES, 56W, 40mm x 40mm, 16V, sealed edges, new and boxed. Supplied with 18-page Peltier design manual featuring circuit designs, design information etc. 1 module and manual is £29.99. Ref PELT1, pack of 4 modules and manual is £99.99. Ref PELT2. The manual on its own is £4. Ref PELT3.
DC MOTOR, 12V d.c., general purpose motor, 70mm x 50mm, 12V d.c., permanent magnet, 4mm x 25mm shaft. £6. Ref GPM1, pack of 10 is just £40. Ref GPM2.
180R.P.M. MAINS MOTOR. Induction type, 90mm x 70mm, 50mm x 5mm shaft, 12A continuous rating, thermal protected. £22. Ref MGN1.
SOLID-STATE RELAYS, P.C.B. mounting, these relays require 3V to 32V d.c. to operate but will switch up to 3A a.c. mains. Pack of 4 £5. Ref SPECIB.
12V RELAYS, 2 x 2 c/o 16A contacts p.c.b. mount (will fit Verob), tray of 25 relays for just £9.95. Ref SPEC1.
VENNER TIME CONTROLS. Designed to be wired in permanently they will switch up to 16A 240V a.c. motorised with dial and pins. New and boxed. £15. Ref VTS.
GYROSCOPES. We still sell original 1917 design, hours of fun for all the family, complete with stand, string, box and info. £6. Ref EP70.
INNOVATIONS. We also sell a wide range of innovative products for the home, these are at www.seemans.com.
INVERTERS. Convert 12V d.c. into 240V mains (modified sine wave), 300 watt (150 watt continuous). £59.95. Ref VER3. 600 watt model (330 watt continuous). £79.95. Ref VER4.
10 WATT SILICON SOLAR PANEL, 10 year life, waterproof, 365mm x 365mm x 26mm, 14V, 10W, 1.8kg, framed. £94.99. Ref PAN.
STICKY LABELS. Small address labels etc. are very useful and can be ordered online at www.stickon.co.uk.
2-WAY MIRROR KIT. Contains enough material to make up to a 500mm x 2200mm mirror (excl. glass), full instructions. £19.95. Ref WF001.
.22 AIR RIFLE. Under lever type, powerful Chinese training rifle, £38.26. Ref A1047, 500 pellets, £2.68. Ref A1091.
.22 AIR RIFLE STANDARD TYPE. Chinese training rifle, on legal limit for air rifles. £29.75. Ref A1040, Pellets £2.68. Ref A1091.

SHUT THE BOX. Check out www.bullybeef.co.uk for a range of pub games and magic tricks.

WANT TO MAKE SOME MONEY? STUCK FOR AN IDEA? We have collated 140 business manuals that give you information on setting up different businesses, you peruse these at your leisure using the text editor on your PC. Also included is the certificate enabling you to reproduce (and sell) the manuals as much as you like! £14. Ref EP74.

ANICS CO2 GAS POWERED PISTOL. Russian handheld pistol powered by Sparklets CO2 cylinders (give approx. 70 shots), fires steel BB. Pistol £58.22. Ref AGA101, tub of 1,500 BB shot £5.10. Ref A1015, pack of 5 CO2 cartridges £3.50. Ref GASS.

33 KILO LIFT MAGNET. Neodymium, 32mm diameter with a fixing bolt on the back for easy mounting. Each magnet will lift 33 kilos, 4 magnets bolted to a plate will lift an incredible 132 kilos! £15. Ref MAG33. Pack of 4 just £39. Ref MAG33AA.

BSA METEOR AIR RIFLE. UK made, 22 rifle, top quality professional air rifle. £84.15. Ref BSAMET 500 Lazapell pellets £5. Ref LAZAPPELL.

MAMOD 1313 TE1A TRACTION ENGINE. Attractive working model of traditional steam engine. £91. Ref 1313.

MAMOD STEAM ROADSTER (white), magnificent working steam model car. £121. Ref 1319.

MAMOD STEAM WAGON. Working model steam wagon finished in blue. £130. Ref 1318. Brown version (with barrels). £122. Ref 1450.

POCKET SPY MONOCULAR. Clever folding monocular with 8 x 21 magnification, made by Helios, with case. £14.99. Ref MONOC.

CCTV SYSTEMS, £24.99. Complete with camera, 20 metres of cable, p.s.u. and info, simple connection to scart. £24.99. Ref CCTVCAM2.

FM BROADCAST BAND HIGH POWER TRANSMITTERS can be viewed and bought online at www.veronica-kits.co.uk.

TONER CARTRIDGES FOR COPIERS AND PRINTERS can be bought online at www.nationaltoners.co.uk.

VELOSOLEX. Traditional French style two-stroke moped (engine over front wheels), black only, £695. Ref VELO. Delivered direct in a box, you need to fit the pedals etc. then register it with your local DVLC.

HYDROPONIC GROWING SYSTEMS. Complete, everything you need apart from plants and light, contains grow tank, nutrients, pump, tester etc. GT205 710mm x 390mm, NFT system. £31.45. Ref GT205. GT424 1070mm x 500mm, NFT system. £58.65. Ref GT424.

ELECTRIC BIKES, £679. Viking, built-in indicators, radio, lights, 13mph, 5 hour charge, Shimano gears, up to 50 mile range, horn, 26in. wheels, suspension, no licence needed, key operated. £679. Ref VIKING.

NEBULISER, WATER ATOMISER. Ultrasonic module that you place in water, atomises the water into a very fine mist, many applications from special effects to scientific. £69. Ref NEB6.

PORTABLE X-RAY MACHINE PLANS. Easy to construct plans on a simple and cheap way to build a home X-ray machine! Effective device, X-ray sealed assemblies, can be used for experimental purposes. Not a toy or for minors! £6/set. Ref FXP1.

TELEKINETIC ENHANCER PLANS. Mystify and amaze your friends by creating motion with no known apparent means or cause. Uses no electrical or mechanical connections, no special gimmicks yet produces positive motion and effect. Excellent for science projects, magic shows, part demonstrations or serious research and development of this strange and amazing psychic phenomenon. £4/set. Ref F/TKE1.

ELECTRONIC HYPNOSIS PLANS & DATA. This data shows several ways to put subjects under your control. Included is a full volume reference text and several construction plans that when assembled can produce highly effective stimuli. This material must be used cautiously. It is for use as entertainment at parties etc only, by those experienced in its use. £15/set. Ref F/EH2.

GRAVITY GENERATOR PLANS. This unique plan demonstrates a simple electrical phenomena that produces an anti-gravity effect. You can actually build a small mock spaceship out of simple materials and without any visible means cause it to levitate. £10/set. Ref F/GRA1.

TESLA COIL/LIGHTNING DISPLAY GLOBE PLANS. Produces up to 750,000 volts of discharge, experiment with extraordinary HV effects. 'Plasma in a jar'. St Elmo's fire, corona, excellent science project or conversation piece. £5/set. Ref F/BTC1AG5.

COPPER VAPOUR LASER PLANS. Produces 100mW of visible green light. High coherency and spectral quality similar to argon laser but easier and less costly to build, yet far more efficient. This particular design was developed at the Atomic Energy Commission of NEgev in Israel. £10/set. Ref F/CVL1.

VOICE SCRAMBLER PLANS. Miniature solid-state system turns speech sound into indecipherable noise that cannot be understood without a second matching unit. Use on telephone to prevent third party listening and bugging. £6/set. Ref F/V59.

PULSED TV JOKER PLANS. Little handheld device utilises pulse techniques that will completely disrupt TV picture and sound! Works on FM too! *Discretion advised*. £8/set. Ref F/TJ5.

BODYHEAT TELESCOPE PLANS. Highly directional long range device uses recent technology to detect the presence of living bodies, warm and hot spots, heat leaks etc. Intended for security, law enforcement, research and development etc. Excellent security device or very interesting science project. £8/set. Ref F/BHT1.

BURNING, CUTTING CO2 LASER PLANS. Projects an invisible beam of heat capable of burning and melting materials over a considerable distance. This laser is one of the most efficient, converting 10% input power into useful output. Not only is this device a workhorse in welding, cutting and heat processing materials, but it is also a likely candidate as an effective directed energy beam weapon against missiles, aircraft, ground-to-ground etc. Burning and etching wood, cutting, plastics, textiles etc. £12/set. Ref F/LC7.

MICRO SCALES. Measure 1g to 120g, 1g resolution, 80mm x 110mm, 3 AAA batteries required. £49.94. Ref SCALEB.

ALTERNATIVE ENERGY CD, packed with hundreds of alternative energy related articles, plans and information etc. £14.50. Ref CD56.

WIRELESS DRIVEWAY ALARMS. Detect someone entering your driveway, 400ft. range, no wiring, will protect any entrance, uses built-in PIR detector. £24.99. Ref DWA.

NICKEL PLATING KITS, £55. Ref NIK39A.

GOODIE PACKS, 10kg packs of clearance items, mainly suitable for the electronics enthusiast! Ref 10KGP.

WHEELCHAIR MOTORS. Left and right hand, new and second-hand, 100s in stock. New ones £99 each, secondhand £59, returns £19.95. Geared, 24V, complete with electric brake.

AIR RIFLES FROM LESS THAN £40, CROSSBOWS, WIDE RANGE OF BB GUNS, AMMO, TARGETS, PISTOLS, REPLICA GUNS, UZI MACHINE GUN REPLICAS (BB), REPEATERS, LASER SIGHTS, ELECTRIC BB, GAS BB
www.alrplstol.co.uk

INKJET CARTRIDGES FROM JUST £3 AT
www.officebits.co.uk

BULL ELECTRICAL

UNIT D, HENFIELD BUSINESS PARK,
 HENFIELD, SUSSEX BN5 9SL
TERMS: CASH, PO OR CHEQUE WITH ORDER PLUS £5.50 P&P (UK) PLUS VAT
24 HOUR SERVICE £7.50 (UK) PLUS VAT
OVERSEAS ORDERS AT COST PLUS £3.50
 (ACCESS/VISA/SWITCH ACCEPTED)
 'phone: 01273 491490 Fax 491813
 Sales@bullnet.co.uk

www.bullnet.co.uk

ISSN 0262 3617

PROJECTS ... THEORY ... NEWS ...
COMMENTS ... POPULAR FEATURES ...

VOL. 31. No. 11 NOVEMBER 2002

Cover illustration by jgr22

EVERYDAY PRACTICAL ELECTRONICS

INCORPORATING ELECTRONICS TODAY INTERNATIONAL

www.epemag.wimborne.co.uk

EPE Online: www.epemag.com




Projects and Circuits

- TUNING FORK AND METRONOME** by John Becker **780**
Thrill everyone by at long last getting your instrument properly tuned!
- TRANSIENT TRACKER** by Thomas Scarborough **792**
Solve a "spiky" problem with this easy-build mains transient detector
- EPE HYBRID COMPUTER - Part 1** by Petros Kronis **798**
Real-time computation of complex system behaviour is greatly simplified by combining analogue and digital processing techniques
- PICAXE PROJECTS - Part 1. Egg Timer, Dice Machine, Quiz Game Monitor** by Max Horsey **810**
The first of a 3-part series using PICAXE devices - PIC microcontrollers that do not need specialist knowledge, or programming equipment
- INGENUITY UNLIMITED** hosted by Alan Winstanley **825**
Wien Oscillator; 2-Channel Christmas Light Controller; Budget Light Sensor; Talking Newspaper




Series and Features

- CIRCUIT SURGERY** by Alan Winstanley and Ian Bell **790**
Biasing for single supply op.amps; L.E.D. Lamp Temperatures
- NEW TECHNOLOGY UPDATE** by Ian Poole **796**
Optical illumination of crystals and nano-tubes reveals their data storage potential
- NET WORK - THE INTERNET PAGE** surfed by Alan Winstanley **828**
A Can of Worms; Attacking Tidal Waves; Fried Spam
- PRACTICALLY SPEAKING** by Robert Penfold **830**
A novice's guide to obtaining a good stock of the right components



Regulars and Services

- EDITORIAL** **779**
- NEWS** - Barry Fox highlights technology's leading edge **787**
Plus everyday news from the world of electronics
- BACK ISSUES** Did you miss these? Many now on CD-ROM! **807**
- READOUT** John Becker addresses general points arising **818**
- CD-ROMS FOR ELECTRONICS** **820**
A wide range of CD-ROMs for hobbyists, students and engineers
- SHOPTALK** with David Barrington **823**
The *essential* guide to component buying for *EPE* projects
- DIRECT BOOK SERVICE** **832**
A wide range of technical books available by mail order, plus more CD-ROMs
- ELECTRONICS VIDEOS** Our range of educational videos **834**
- PRINTED CIRCUIT BOARD AND SOFTWARE SERVICE** **835**
PCBs for *EPE* projects. Plus *EPE* project software
- ELECTRONICS MANUALS** **836**
Essential reference works for hobbyists, students and service engineers
- ADVERTISERS INDEX** **840**



© Wimborne Publishing Ltd 2002. Copyright in all drawings, photographs and articles published in EVERYDAY PRACTICAL ELECTRONICS is fully protected, and reproduction or imitations in whole or in part are expressly forbidden.

Our December 2002 issue will be published on Thursday, 14 November 2002. See page 771 for details

Readers Services • Editorial and Advertisement Departments 707

Visit our website
www.distel.co.uk

THE ORIGINAL SURPLUS WONDERLAND!

THIS MONTH'S SELECTION FROM OUR VAST EVER CHANGING STOCKS

Surplus always
wanted for cash!

GIANT 10" 7-SEGMENT DISPLAYS

A bulk purchase enables us to bring to you these GIANT 7-segment digital displays at a now affordable price! The 10" character size gives exceptional readability at long distances and enables a host of applications including score boards, digital clocks, counters, event timers etc. As the units are a simple electro-mechanical device and operate from 12V DC, simple switching via switches, relays, PIC or PC may be used to control single or multiple digits. Units feature integral Zero Power memory which greatly simplifies design. For an excellent DIY practical article, see the May issue of 'Everyday Practical Electronics' magazine. Ideal School / College construction project. Supplied in good RFE condition, complete with data sheet.



Less than 30% of makers price! **Only £29.95(B) or 4 / £99.00(D)**
Order RW44 Order PH26

THE AMAZING TELEBOX



TV SOUND & VIDEO TUNER
CABLE COMPATIBLE

Converts your colour monitor into a QUALITY COLOUR TV!!

The TELEBOX is an attractive fully cased mains powered unit, containing all electronics ready to plug into a host of video monitors or AV equipment which are fitted with a composite video or SCART input. The composite video output will also plug directly into most video recorders, allowing reception of TV channels not normally receivable on most television receivers* (TELEBOX MB). Push button controls on the front panel allow reception of 8 fully tuneable off air UHF colour television channels. TELEBOX MB covers virtually all television frequencies VHF and UHF including the HYPERBAND as used by most cable TV operators. Ideal for desktop computer video systems & PIP (picture in picture) setups. For complete compatibility - even for monitors without sound - an integral 4 watt audio amplifier and low level Hi Fi audio output are provided as standard. Brand new - fully guaranteed.

TELEBOX ST for composite video input type monitors £36.95
TELEBOX ST as ST but fitted with integral speaker £39.50
TELEBOX MB Multiband VHF/UHF/Cable/Hybridband tuner £69.95
For overseas PAL versions state 5.5 or 6 mHz sound specification.
*For cable / hybridband signal reception Telebox MB should be connected to a cable type service. Shipping on all Telebox's, code (B)

NEW State of the art PAL (UK spec) UHF TV tuner module with composite 1v pp video & NICAM hi fi stereo sound outputs. Micro electronics all on one small PCB only 73 x 160 x 52 mm enable full tuning control via a simple 3 wire link to an IBM pc type computer. Supplied complete with simple working program and documentation. Requires +12V & +5V DC to operate. **BRAND NEW - Order as MY00. Only £39.95 code (B)**
See www.distel.co.uk/data_my00.htm for picture + full details

HARD DISK DRIVES 2 1/2" - 14"

- 2 1/2" TOSHIBA MK1002MAV 1.1Gb laptop (12.5 mm H) New £59.95
- 2 1/2" TOSHIBA MK4313MAT 4.3Gb laptop (8.2 mm H) New £105.00
- 2 1/2" TOSHIBA MK6409MAV 6.1Gb laptop (12.7 mm H) New £98.00
- 2 1/2" TOSHIBA MK1614GAV 18 Gb laptop (12 mm H) New £149.95
- 2 1/2" to 3 1/2" conversion kit for PCs, complete with connectors £15.95
- 3 1/2" COMPAQ J13706-B21 (IBM) 9 gb ULT/SCSI3 New £199.00
- 3 1/2" FUJII FK-309-26 20mb MFM I/F RFE £59.95
- 3 1/2" CONNER CP3024 20 mb IDE I/F (or equiv.) RFE £59.95
- 3 1/2" CONNER CP3044 40 mb IDE I/F (or equiv.) RFE £69.00
- 3 1/2" QUANTUM 40S Prodriv 18 Gb SCSI I/F, New RFE £49.00
- 5 1/4" MINISCRIBE 3425 20mb MFM I/F (or equiv.) RFE £49.95
- 5 1/4" SEAGATE ST-238R 18 Gb RLL I/F Refurb £69.95
- 5 1/4" CDC 94205-51 40mb HH MFM I/F RFE tested £69.95
- 5 1/4" HP 97548 850 Mb SCSI RFE tested £99.00
- 5 1/4" HP C3010 2 Gbyte SCSI differential RFE tested £195.00
- 8" NEC D2246 85 Mb SMD interface. New £99.00
- 8" FUJITSU M2322K 160Mb SMD I/F RFE tested £195.00
- 8" FUJITSU M2392K 2 Gb SMD I/F RFE tested £345.00

Many other floppy & H drives, IDE, SCSI, ESDI etc from stock, see website for full stock list. Shipping on all drives is code (C)

TEST EQUIPMENT & SPECIAL INTEREST ITEMS

- MITSUBISHI FA3445ETK 14" Ind. spec. SVGA monitors £245
- FARNELL 0-60V DC @ 50 Amps, bench Power Supplies £995
- FARNELL AP3080 0-30V DC @ 80 Amps, bench Supply £1950
- KINGSHILL CZ403/1 0-50V @ DC 200 Amps - NEW £3950
- 1KW to 400 KW - 400 Hz 3 phase power sources - ex stock £950
- IBM 8230 Type 1, Token ring base unit driver £760
- Wayne Kerr RA200 Audio frequency response analyser £2500
- INFODEC 1U, 24 port, RJ45 network patchpanels. #TH93 £49
- 3COM 16670 12 Port Ethernet hub - RJ45 connectors #LD97 £69
- 3COM 16671 24 Port Ethernet hub - RJ45 connectors £89
- 3COM 16700 8 Port Ethernet hub - RJ45 connectors NEW £39
- IBM 53F5501 Token Ring ICS 20 port local modules £950
- IBM MAU Token ring distribution panel 8228-23-5050N £45
- AIM 501 Low distortion Oscillator 9Hz to 330kHz, IEEE I/O £550
- ALLGON 8360.11805-1880 MHz hybrid power combiners £250
- Trend DSA 274 Data Analyser with G703(2M) 64 I/O £4500
- Marconi 6310 Programmable 2 to 22 GHz sweep generator £1550
- Marconi 2022C 10KHz-1GHz RF signal generator £3750
- HP1650B Logic Analyser £900
- HP3781A Pattern generator & HP3782A Error Detector £1800
- HP6621A Dual Programmable GPIB PSU 0-7 V 160 watts £475
- HP6264 Rack mount variable 0-20V @ 20A metered PSU £475
- HP54121A DC to 22 GHz four channel test set £900
- HP8130A opt 020 300 MHz pulse generator, GPIB etc £7900
- HP A1, A0 8 pin HPGL high speed drum plotters - from HP DRAFTMASTER 18 pin high speed plotter £550
- EG+G Brookdeal 95035C Precision lock in amp £750
- Keithley 590 CV capacitor / voltage analyser £1800
- Racal ICR40 dual 40 channel voice recorder system £3750
- Fiskers 45KVA 3 ph On Line UPS - New batteries £4500
- Emerson AP130 2.5KVA industrial spec. UPS £1499
- Mann Tally MT645 High speed line printer £2200
- Intel SBC 486/133SE Multibus 486 system, 8Mb Ram £945

IC's - TRANSISTORS - DIODES

OBSOLETE - SHORT SUPPLY - BULK
10,000,000 items EX STOCK

For MAJOR SAVINGS
CALL or see web site www.distel.co.uk
COMPUTER MONITOR SPECIALS

Legacy products
High spec genuine multisync.
CGA, EGA, VGA, SVGA

Mitsubishi FA3415ETK 14" SVGA Multisync colour monitor with fine 0.28 dot pitch tube and resolution of 1024 x 768. A variety of inputs allows connection to a host of computers including IBM PC's in CGA, EGA, VGA & SVGA modes, BBC, COMMODORE (including Amiga 1200), ARCHIMEDES and APPLE. Many features: Etched facelate, text switching and LOW RADIATION MPR specification. Fully guaranteed, in EXCELLENT little used condition. Tilt & Swivel Base £4.75

VGA cable for IBM PC included. **Only £129 (E)** Order as CG73

External cables for other types of computers available - CALL

Generic LOW COST SVGA Monitors
We choose the make, which includes Compaq, Mitsubishi, IBM, etc. Supplied ready to run with all cables. Standard RTB 90 day guarantee.

- 14" £59.00
- 15" £69.00
- 17" £79.00

Supplied in good used condition. Shipping code (D)

VIDEO MONITORS

PHILIPS HCS35 (same style as CM8833) attractively styled 14" colour monitor with both RGB and standard composite 15.625 Khz video inputs via SCART socket and separate phono jacks. Integral audio power amp and speaker for all audio visual uses. Will connect direct to Amiga and Atari BBC computers. Ideal for all video monitoring / security applications with direct connection to most colour cameras. High quality with many features such as front concealed flap controls, VCR correction button etc. Good used condition - fully tested - guaranteed Dimensions: W14" x H12 3/4" x 15 1/2" D. **Only £99.00 (E)**

PHILIPS HCS31 Ultra compact 9" colour video monitor with standard composite 15.625 Khz video input via SCART socket. Ideal for all monitoring / security applications. High quality, ex-equipment fully tested & guaranteed (possible minor screen burns). In attractive square black plastic case measuring W10" x H10" x 13 1/2" D. 240 V AC mains powered. **Only £79.00 (D)**

INDUSTRIAL COMPUTERS

Tiny shoebox sized industrial 40 Mhz 386 PC system measuring only (mm) 266 x X 88 x Z 272 d. Ideal for dedicated control applications running DOS, Linux or even Windows! Steel case contains 85 to 265 V AC 50 / 60 Hz 70 Watt PSU, a 3 slot ISA passive backplane and a Rocky 318 (PC104) standard, single board computer with 8 MByte NON VOLATILE solid state 'Disk On Chip' RAMDISK. System comprises: Rocky 318 (PC104) SBC ISA card with 40MHz ALI 386SX CPU, 72 pin SIMM slot with 16 Mbyte SIMM, AMI BIOS, battery backed up real time clock, 2 x 9 pin D 16550 serial ports, EPP/ECP printer port, mini DIN keyboard connector, floppy port, IDE port for hard drives up to 528 Mbyte capacity, watchdog timer and PC/104 bus socket. The 8 Mbyte state 'disk on a chip' has its own BIOS, and can be formatted & booted. Supplied BRAND NEW fully tested and guaranteed. For full data see featured item on website. Order as QG36

100's of applications inc: firewall, routers, robotics etc **Only £99.00 (D)**

19" RACK CABINETS

Europe's Largest Stocks of quality rack cabinets, enclosures and accessories. **Over 1000 Racks from stock**

Save £££'s
This month's special
33 / 42 / 47 U - High Quality
All steel Rack Cabinets

Made by Eurocraft Enclosures Ltd to the highest possible spec, rack features all steel construction with removable side, front and back doors. Front and back doors are hinged for easy access and all lockable with five secure 5 lever barrel locks. The front door is constructed of double walled steel with a 'designer style' smoked acrylic front panel to enable status indicators to be seen through the panel, yet remain unobtrusive. Internally the rack features fully slotted reinforced vertical fixing members to take the heaviest of 19" rack equipment. The two movable vertical fixing struts (extras available) are pre punched for standard 'cage nuts'. A mains distribution panel internally mounted to the bottom rear, provides 8 x IEC 3 pin Euro sockets and 1 x 13 amp 3 pin switched utility socket. Overall ventilation is provided by fully louvered back door and double skinned top section with top and side louvers. The top panel may be removed for fitting of integral fans to the sub plate etc. Other features include: fitted castors and floor levelers, prepunched utility panel at lower rear for cable / connector access etc. Supplied in excellent, slightly used condition with keys. Colour Royal blue. Some grey available - CALL - Can be supplied in many other configurations.

- 33U**
Order as BC44
External dimensions mm=1625H x 635D x 603 W. (64" H x 25" D x 23 3/4" W)
Only **£245**
- 42U**
Order as DT20
External dimensions mm=2019H x 635D x 603 W. (79.5" H x 25" D x 23 3/4" W)
Only **£345**
- 47U**
Order as RV36
External dimensions mm=2019H x 635D x 603 W. (88" H x 25" D x 23 3/4" W)
Only **£410**

Call for shipping quotation

COLOUR CCD CAMERAS

Undoubtedly a miracle of modern technology & our special buying power! A quality product featuring a fully cased COLOUR CCD camera at a giving away price! Unit features full autolight sensing for use in low light & high light applications. A 10 mm fixed focus wide angle lens gives excellent focus and resolution from close up to long range. The composite video output will connect to any composite monitor or TV (via SCART socket) and most video recorders. Unit runs from 12V DC so ideal for security & portable applications where mains power not available. Overall dimensions 66 mm wide x 117 deep x 43 high. Supplied BRAND NEW & fully guaranteed with user data, 100's of applications including Security, Home Video, Web TV, Web Cams etc., etc.

Order as LK33 **ONLY £79.00 or 2 for £149.00 (B)**

SOFTWARE SPECIALS

NT4 WorkStation, complete with service pack 3 and licence - OEM packaged. **ONLY £89.00 (B)**
ENCARTA 95 - CDROM, Not the latest - but at this price! £7.95
DOS 5.0 on 3 1/2" disks with concise books c/w OBASIC £14.95
Windows for Workgroups 3.11 + Dos 6.22 on 3.5" disks £55.00
Windows 95 CDROM Only - No Licence - £19.95
Wordperfect 6 for DOS supplied on 3 1/2" disks with manual £24.95
shipping charges for software is code B

SOLID STATE LASERS

Visible red, 670nm laser diode assembly. Unit runs from 5 V DC at approx 50 mA. Originally made for continuous use in industrial barcode scanners, the laser is mounted in a removable solid aluminum block, which functions as a heatsink and rigid optical mount. Drms of block are 50 w x 50 d x 15 h mm. Integral features include over temperature shutdown, current control, laser OK output, and gated TTL ON / OFF. Many uses for experimental optics, comms & lightshows etc. Supplied complete with data sheet.
Order as TD91 **ONLY £24.95 (A)**

DC POWER SUPPLIES

Virtually every type of power supply you can imagine. Over 10,000 Power Supplies
Ex Stock - Call or see our web site.

RELAYS - 200,000 FROM STOCK

Save £££'s by choosing your next relay from our Massive Stocks covering types such as Military, Octal, Cradle, Hermetically Sealed, Continental, Contactors, Time Delay, Reed, Mercury Wetted, Solid State, Printed Circuit Mounting etc. CALL or see our web site www.distel.co.uk for more information. Many obsolete types from stock. Save £££'s

DISPLAY ELECTRONICS

ALL MAIL TO
Dept PE, 29 / 35 Osborne Rd
Thornton Heath
Surrey CR7 8PD
Open Mon - Fri 9.00 - 5:30

18 Million Items On Line Now!
Secure ordering, Pictures, Information
www.distel.co.uk
email = admin@distel.co.uk

ALL ENQUIRIES
0208 653 3333
FAX 0208 653 8888

All prices for UK Mainland. UK customers add 17.5% VAT to TOTAL order amount. Minimum order £10. Bona Fide account orders accepted from Government, Schools, Universities and Local Authorities - minimum account order £50. Cheques over £100 are subject to 7 working days clearance. Carriage charges (A)=£3.50, (B)=£6.50, (C)=£10, (D)=£15.00, (E)=£18.00, (F)=CALL. Allow approx 3 days for shipping - faster CALL. All goods supplied to our Standard Conditions of Sale which can be viewed at our website and unless stated guaranteed for 90 days. All guarantees on a return to base basis. All rights reserved to change prices / specifications without prior notice. Orders subject to stock. Discounts for volume. Top CASH prices paid for surplus goods. All trademarks, tradenames etc acknowledged. © Display Electronics 2002. E & O E..



NEXT MONTH

VERSATILE PIC FLASHER

Ever wanted to make your Christmas decorations stand out from the crowd? Or maybe add a lighting effect to a ceiling? Well now you can with this PIC-based flasher. It can drive six or more l.e.d.s per output and it has eight outputs. It could also power strings of low voltage Christmas tree lights.

Switches control the speed, depth of modulation and brightness profiles from the program provided, or you could, of course, write your own program.

Make your Christmas sparkle!



DOOR DEFENDER

Whether we are brave enough to admit it or not, we probably all suffer varying degrees of paranoia when it comes to the doors in our life. Was that someone sneaking in the front door? Did we leave the back door open? Where's the padlock on the shed door?

Perhaps this project might help put some of our fears at rest. The Door Defender is a simple circuit intended to monitor the opening and closing of a single door, but it could easily be expanded into a comprehensive system. It can be used with any type of internal or external opening, and consumes very low current in standby. For instance, the long battery life would make it ideal for protecting a garden shed. On the other hand, its small size could allow it to be a portable unit for protection when travelling.

TRANSISTORS AND THEIR OTHER USES

Transistors have many uses which are well known, such as amplifiers, oscillators, and switches, but have many further uses, some of which are not as well known. A knowledge of these other uses can be helpful when a particular component is not immediately available but is required for gadgeteering or experimentation.

Transistors may also be used in place of signal diodes, rectifier diodes, Zener diodes, varicap diodes, tunnel diodes, constant current sources, and solar cells. In some cases a transistor pressed into such service may be superior to a purpose made part and may reduce the circuit's total parts count. This fascinating article looks at how to use transistors in these various ways.

PLUS

★ EPE Hybrid Computer – Part 2

★ Three more PICAXE projects

● Temperature Sensor ● Voltage Sensor ● VU Display ●

NO ONE DOES IT BETTER

EVERYDAY
PRACTICAL
ELECTRONICS

**DON'T MISS AN
ISSUE – PLACE YOUR
ORDER NOW!**
Demand is bound to be high

DECEMBER 2002 ISSUE ON SALE THURSDAY, NOVEMBER 14

QUASAR ELECTRONICS LIMITED

PO Box 6935, BISHOPS STORTFORD, Herts. CM23 4WP

TEL: 0871 717 7168 FAX: 0871 277 2728

ADD £2.00 P&P to all orders (or 1st Class Recorded £4, Next day (Insured £250) £7, Europe £5.00, Rest of World £10.00). We accept all major credit cards. Make cheques/PO's payable to Quasar Electronics. Prices include 17.5% VAT. MAIL ORDER ONLY. FREE CATALOGUE with order or send 2 x 1st class stamps (refundable) for details of over 150 kits & publications.



PROJECT KITS

Our electronic kits are supplied complete with all components, high quality PCBs (NOT cheap Tripad strip board) and detailed assembly/operating instructions

- **2 x 25W CAR BOOSTER AMPLIFIER** Connects to the output of an existing car stereo cassette player, CD player or radio. Heatinks provided. PCB 76x75mm 1046KT £24.95
- **3-CHANNEL WIRELESS LIGHT MODULATOR** No electrical connection with amplifier. Light modulation achieved via a sensitive electret microphone. Separate sensitivity control per channel. Power handling 400W/channel. PCB 54x112mm. Mains powered. Box provided. 6014KT £24.95
- **12 RUNNING LIGHT EFFECT** Exciting 12 LED light effect ideal for parties, discos, shop-windows & eye-catching signs. PCB design allows replacement of LEDs with 220V bulbs by inserting 3 TRIACS. Adjustable rotation speed & direction. PCB 54x112mm. 1026KT £15.95; BOX (for mains operation) 2026BX £9.00
- **DISCO STROBE LIGHT** Probably the most exciting of all light effects. Very bright strobe tube. Adjustable strobe frequency. 1-60Hz. Mains powered. PCB: 60x68mm. Box provided. 6037KT £28.95
- **ANIMAL SOUNDS** Cat, dog, chicken & cow. Ideal for kids farmyard toys & schools. SG10M £5.95
- **3 1/2 DIGIT LED PANEL METER** Use for basic voltage/current displays or customise to measure temperature, light, weight, movement, sound levels, etc. with appropriate sensors (not supplied). Various input circuit designs provided. 3061KT £13.95
- **IR REMOTE TOGGLE SWITCH** Use any TV/VCR remote control unit to switch onboard 12V/1A relay on/off. 3058KT £10.95
- **SPEED CONTROLLER** for any common DC motor up to 100V/5A. Pulse width modulation gives maximum torque at all speeds. 5-15VDC. Box provided. 3067KT £12.95
- **3 x 8 CHANNEL IR RELAY BOARD** Control eight 12V/1A relays by Infra Red (IR) remote control over a 20m range in sunlight. 6 relays turn on only, the other 2 toggle on/off. 3 operation ranges determined by jumpers. Transmitter case & all components provided. Receiver PCB 76x89mm. 3072KT £52.95

PRODUCT FEATURE

COMPUTER TEMPERATURE DATA LOGGER

PC serial port controlled 4-channel temperature meter (either deg C or F). Requires no external power. Allows continuous temperature data logging of up to four temperature sensors located 200m+ from motherboard/PC. Ideal use for old 386/486 computers. Users can tailor input data stream to suit their purpose (dump it to a spreadsheet or write your own BASIC programs using the INPUT command to grab the readings). PCB just 38mm x 38mm. Sensors connect via four 3-pin headers. 4 header cables supplied but only one DS18S20 sensor. Kit software available free from our website. ORDERING: 3145KT £23.95 (kit form); AS3145 £29.95 (assembled); Additional DS18S20 sensors £4.95 each



- **SOUND EFFECTS GENERATOR** Easy to build. Create an almost infinite variety of interesting/unusual sound effects from birds chirping to sirens. 9VDC. PCB 54x85mm. 1045KT £8.95
- **ROBOT VOICE EFFECT** Make your voice sound similar to a robot or Dariax. Great fun for discos, school plays, theatre productions, radio stations & playing jokes on your friends when answering the phone! PCB 42x71mm. 1131KT £8.95
- **AUDIO TO LIGHT MODULATOR** Controls intensity of one or more lights in response to an audio input. Safe, modern opto-coupler design. Mains voltage experience required. 3012KT £8.95
- **MUSIC BOX** Activated by light. Plays 8 Christmas songs and 5 other tunes. 3104KT £7.95
- **20 SECOND VOICE RECORDER** Uses non-volatile memory - no battery backup needed. Record/replay messages over & over. Playback as required to greet customers etc. Volume control & built-in mic. 6VDC. PCB 50x73mm. 3131KT £12.95
- **TRAIN SOUNDS** 4 selectable sounds - whistle blowing, level crossing bell, 'clickety-clack' & 4 in sequence. SG01M £6.95
- **PC CONTROLLED RELAY BOARD** Convert any 286 upward PC into a dedicated automatic controller to independently turn on/off up to eight lights, motors & other devices around the home, office, laboratory or factory. Each relay output is capable of switching 250VAC/4A. A suite of DOS and Windows control programs are provided together with all components (except box and PC cable). 12VDC. PCB 70x200mm. 3074KT £31.95
- **2 CHANNEL UHF RELAY SWITCH** Contains the same transmitter/receiver pair as 30A15 below plus the components and PCB to control two 240VAC/10A relays (also supplied). Ultra bright LEDs used to indicate relay status. 3082KT £27.95
- **TRANSMITTER RECEIVER PAIR** 2-button keyboard style 300-375MHz Tx with 30m range. Receiver encoder module with matched decoder IC. Components must be built into a circuit like kit 3082 above. 30A15 £14.95
- **PIC 16C71 FOUR SERVO MTRDR DRIVER** Simultaneously control up to 4 servo motors. Software & all components (except servos/control pots) supplied. 5VDC. PCB 50x70mm. 3102KT £15.95
- **UNIPOLAR STEPPER MOTOR DRIVER** for any 5/6/8 lead motor. Fast/slow & single step rates. Direction control & on/off switch. Wave, 2-phase & half-wave step modes. 4 LED indicators. PCB 50x65mm. 3109KT £14.95
- **PC CONTROLLED STEPPER MOTOR DRIVER** Control two unipolar stepper motors (3A max. each) via PC printer port. Wave, 2-phase & half-wave step modes. Software accepts 4 digital inputs from external switches & will single step motors. PCB fits in D-shell case provided. 3113KT £17.95
- **12-BIT PC DATA ACQUISITION/CONTROL UNIT** Similar to kit 3093 above but uses a 12 bit Analogue-to-Digital Converter (ADC) with internal analogue multiplexer. Reads 8 single ended channels or 4 differential inputs or a mixture of both. Analogue inputs read 0-4V. Four TTL/CMOS compatible digital input/outputs. ADC conversion time <10µs. Software (C, QB & Win), extended D shell case & all components (except sensors & cable) provided. 3118KT £52.95
- **LIQUID LEVEL SENSOR/RAIN ALARM** Will indicate fluid levels or simply the presence of fluid. Relay output to control a pump to add/remove water when it reaches a certain level. 1080KT £5.95
- **AM RADIO KIT** 1 Tuned Radio Frequency front-end, single chip AM radio IC & 2 stages of audio amplification. All components inc. speaker provided. PCB 32x102mm. 3063KT £10.95
- **DRILL SPEED CONTROLLER** Adjust the speed of your electric drill according to the job at hand. Suitable for 240V AC mains powered drills up to

X-FACTOR PUBLICATIONS

THE EXPERTS IN RARE & UNUSUAL INFORMATION!

Full details of all X-FACTOR PUBLICATIONS can be found in our catalogue. NB: Minimum order charge for reports and plans is £5.00 PLUS normal P&P

- **SUPER-EAR LISTENING DEVICE** Complete plans to build your own parabolic dish microphone. Listen to distant voices and sounds through open windows and even walls! Made from readily available parts. R002 £3.50
- **LOCKS** - How they work and how to pick them. This fact filled report will teach you more about locks and the art of lock picking than many books we have seen at 4 times the price. Packed with information and illustrations. R008 £3.50
- **RADIO & TV JOKER PLANS** We show you how to build three different circuits for disrupting TV picture and sound plus FM radio! May upset your neighbours & the authorities!! DISCRETION REQUIRED. R017 £3.50
- **INFINITY TRANSMITTER PLANS** Complete plans for building the famous Infinity Transmitter. Once installed on the target phone, device acts like a room bug. Just call the target phone & activate the unit to hear all room sounds. Great for homeoffice security! R019 £3.50
- **THE ETHER BOX CALL INTERCEPT PLANS** Grabs telephone calls out of thin air! No need to wire-in a phone bug. Simply place this device near the phone lines to hear the conversations taking place! R025 £3.00
- **CASH CREATOR BUSINESS REPORTS** Need ideas for making some cash? Well this could be just what you need! You get 40 reports (approx. 800 pages) on floppy disk that give you information on setting up different businesses. You also get valuable reproduction and duplication rights so that you can sell the manuals as you like. R030 £7.50

SURVEILLANCE

High performance surveillance bugs. Room transmitters supplied with sensitive electret microphone & battery holder/clip. All transmitters can be received on an ordinary VHF-FM radio between 88-108MHz. Available in Kit Form (KT) or Assembled & Tested (AS)

ROOM SURVEILLANCE

- **MTX - MINIATURE 3V TRANSMITTER** Easy to build & guaranteed to transmit 300m @ 3V. Long battery life. 3-5V operation. Only 45x19mm. B 3007KT £6.95 AS3007 £11.95
- **MRTX - MINIATURE 9V TRANSMITTER** Our best selling bug. Super sensitive, high power - 500m range @ 9V (over 1km with 18V supply and better aerial). 45x19mm. 3018KT £7.95 AS3018 £12.95
- **HPTX - HIGH POWER TRANSMITTER** High performance, 2 stage transmitter gives greater stability & higher quality reception. 1000m range @ 12V DC operation. Size 70x15mm. 3032KT £9.95 AS3032 £18.95
- **AMTX - MICRO-MINIATURE 9V TRANSMITTER** The ultimate bug for its size, performance and price. Just 15x25mm. 500m range @ 9V. Good stability. 6-18V operation. 3051KT £8.95 AS3051 £14.95
- **VTX - VOICE ACTIVATED TRANSMITTER** Operates only when sounds detected. Low standby current. Variable trigger sensitivity. 500m range. Peaking circuit supplied for maximum RF output. On/off switch. 6V operation. Only 63x38mm. 3028KT £12.95 AS3028 £24.95
- **HARD-WIRED BUG/TWO STATION INTERCOM** Each station has its own amplifier, speaker and mic. Can be set up as either a hard-wired bug or two-station intercom. 10m x 2-core cable supplied. 9V operation. 3021KT £15.95 (kit form only)
- **TRVS - TAPE RECORDER VOX SWITCH** Used to automatically operate a tape recorder (not supplied) via its REMOTE socket when sounds are detected. All conversations recorded. Adjustable sensitivity & turn-off delay. 115x19mm. 3013KT £9.95 AS3013 £19.95

TELEPHONE SURVEILLANCE

- **MTX - MINIATURE TELEPHONE TRANSMITTER** Attaches anywhere to phone line. Transmits only when phone is used. Tune-in your radio and hear both parties. 300m range. Uses line as aerial & power source. 20x45mm. 3016KT £8.95 AS3016 £14.95
- **TRJ - TELEPHONE RECORDING INTERFACE** Automatically records all conversations. Connects between phone line & tape recorder (not supplied). Operates recorders with 1.5-12V battery systems. Powered from line. 50x33mm. 3033KT £9.95 AS3033 £18.95
- **TPA - TELEPHONE PICK-UP AMPLIFIER/WIRELESS PHONE BUG** Place pick-up coil on the phone line or near phone earpiece and hear both sides of the conversation. 3055KT £11.95 AS3055 £20.95

HIGH POWER TRANSMITTERS

- **1 WATT FM TRANSMITTER** Easy to construct. Delivers a crisp, clear signal. Two-stage output. Kit includes microphone and requires a simple open dipole aerial. 8-30VDC. PCB 42x45mm. 1009KT £12.95
- **4 WATT FM TRANSMITTER** Comprises three RF stages and an audio preamplifier stage. Piezoelectric microphone supplied or you can use a separate preamplifier circuit. Antenna can be an open dipole or Ground Plane. Ideal project for those who wish to get started in the fascinating world of FM broadcasting and want a good basic circuit to experiment with. 12-18VDC. PCB 44x146mm. 1028KT £22.95 AS1028 £34.95
- **15 WATT FM TRANSMITTER (PRE-ASSEMBLED & TESTED)** Four transistor based stages with Philips BLY 88 in final stage. 15 Watts RF power on the air. 88-108MHz. Accepts open dipole, Ground Plane, 5/8 J, or YAGI antennas. 12-18VDC. PCB 70x220mm. SWS meter needed for alignment. 1021KT £39.95
- **SIMILAR TO ABOVE BUT 25W Output.** 1031KT £109.95

- 700W power. PCB: 48mm x 65mm. Box provided. 6074KT £17.95
- **3 INPUT MONO MIXER** Independent level control for each input and separate bass/treble controls. Input sensitivity: 240mV. 18V DC. PCB: 60mm x 185mm. 1052KT £16.95
- **NEGATIVE/POSITIVE ION GENERATOR** Standard Cockcroft-Walton multiplier circuit. Mains voltage experience required. 3057KT £10.95
- **LED DICE** Classic intro to electronics & circuit analysis. 7 LEDs simulate dice roll, slow down & land on a number at random. 555 IC circuit. 3003KT £9.95
- **STAIRWAY TO HEAVEN** Tests hand-eye co-ordination. Press switch when green segment of LED lights to climb the stairway - miss & start again! Good intro to several basic circuits. 3005KT £9.95
- **ROULETTE LED 'Ball'** spins round the wheel, slows down & drops into a slot. 10 LEDs. Good intro to CMOS decade counters & Op Amps. 3006KT £10.95
- **12V XENON TUBE FLASHER TRANSFORMER** steps up a 12V supply to flash a 25mm Xenon tube. Adjustable flash rate. 3163KT £13.95
- **LED FLASHER** 1.5 ultra bright red LED's flash in 7 selectable patterns. 3037MKT £5.95
- **LED FLASHER 2** Similar to above but flash in sequence or randomly. Ideal for model railways. 3052MKT £5.95
- **INTRODUCTION TO PIC PROGRAMMING.** Learn programming from scratch. Programming hardware, a P16F84 chip and a two-part, practical, hands-on tutorial series are provided. 3081KT £21.95
- **SERIAL PIC PROGRAMMER** for all 8/18/28/40 pin DIP serial programmed PICs. Shareware software supplied limited to programming 256 bytes (registration costs £14.95). 3096KT £10.95
- **ATMEL 89C051 PROGRAMMER** Simple-to-use yet powerful programmer for the Atmel 89C1051, 89C2051 & 89C4051 uC's. Programmer does NOT require special software other than a terminal emulator program (built into Windows). Can be used with ANY computer/operating system. 3121KT £24.95
- **3V/1-5V TO 9V BATTERY CONVERTER** Replace expensive 9V batteries with economic 1.5V batteries. IC based circuit steps up 1 or 2 'AA' batteries to give 9V/18mA. 3035KT £5.95
- **STABILISED POWER SUPPLY 3-30V/2.5A** Ideal for hobbyist & professional laboratory. Very reliable & versatile design at an extremely reasonable price. Short circuit protection. Variable DC voltages (3-30V). Rated output 2.5 Amps. Large heatsink supplied. You just supply a 24VAC/3A transformer. PCB 55x112mm. Mains operation. 1007KT £16.95.

BARGAIN BUY!

30-In-ONE Electronic Projects Lab

Great introduction to electronics. Ideal for the budding electronics expert! Build a radio, burglar alarm, water detector, Morse code practice circuit, simple computer circuits, and much more! NO soldering, tools or previous electronics knowledge required. Circuits can be built and unassembled repeatedly. Comprehensive 68-page manual with explanations, schematics and assembly diagrams. Suitable for age 10+. Excellent for schools. Requires 2 x AA batteries. Order Code: EPL300 ONLY £14.95 (phone for bulk discounts). 130, 300 and 500-in-ONE also available.



WEB: <http://www.QuasarElectronics.com>
email: epesales@QuasarElectronics.com

Secure Online Ordering Facilities
Full Kit Listing, Descriptions & Photos
Kit Documentation & Software Downloads

www.QuasarElectronics.com

Credit Card Sales: 0871 717 7168


Enhanced 'PICALL' ISP PIC Programmer

Kit will program virtually ALL 8 to 40 pin* serial and parallel programmed PIC micro-controllers. Connects to PC parallel port. Supplied with fully functional pre-registered PICALL DOS and WINDOWS AVR software packages, all components and high quality DSPH board. Also programs certain ATMEL AVR, SCENIX SX and EEPROM 24C devices. New devices can be added to the software as they are released. Blank chip auto detect feature for super-fast bulk programming. Hardware now supports ISP programming. *A 40 pin wide ZIF socket is required to program 0.3in. devices (Order Code AZIF40 @ £15.00).



3144KT	Enhanced 'PICALL' ISP PIC Programmer	£59.95
AS3144	Assembled Enhanced 'PICALL' ISP PIC Programmer	£64.95
AS3144ZIF	Assembled Enhanced 'PICALL' ISP PIC Programmer c/w ZIF socket	£79.95

ATMEL AVR Programmer



Powerful programmer for Atmel AT90Sxxxx (AVR) micro controller family. All fuse and lock bits are programmable. Connects to serial port. Can be used with ANY computer and operating system. Two LEDs to indicate programming status. Supports 20-pin DIP AT90S1200 & AT90S2313 and 40-pin

DIP AT90S4414 & AT90S8515 devices. NO special software required - uses any terminal emulator program (built into Windows). The programmer is supported by BASCOM-AVR Basic Compiler software (see website for details).

3122KT	ATMEL AVR Programmer	£24.95
AS3122	Assembled 3122	£34.95

Atmel 89Cx051 and 89xxx programmers also available.

PC Data Acquisition & Control Unit

With this kit you can use a PC parallel port as a real world interface. Unit can be connected to a mixture of analogue and digital inputs from pressure, temperature, movement, sound, light intensity, weight sensors, etc. (not supplied) to sensing switch and relay states. It can then process the input data and use the information to control up to 11 physical devices such as motors, sirens, other relays, servo motors & two-stepper motors.



FEATURES:

- 8 Digital Outputs: Open collector, 500mA, 33V max.
- 16 Digital Inputs: 20V max. Protection 1K in series, 5-1V Zener to ground.
- 11 Analogue Inputs: 0-5V, 10 bit (5mV/step.)
- 1 Analogue Output: 0-2.5V or 0-10V, 8 bit (20mV/step.)

All components provided including a plastic case (140mm x 110mm x 35mm) with pre-punched and silk screened front/rear panels to give a professional and attractive finish (see photo) with screen printed front & rear panels supplied. Software utilities & programming examples supplied.

3093KT	PC Data Acquisition & Control Unit	£99.95
AS3093	Assembled 3093	£124.95

See opposite page for ordering information on these kits

ABC Mini 'Hotchip' Board

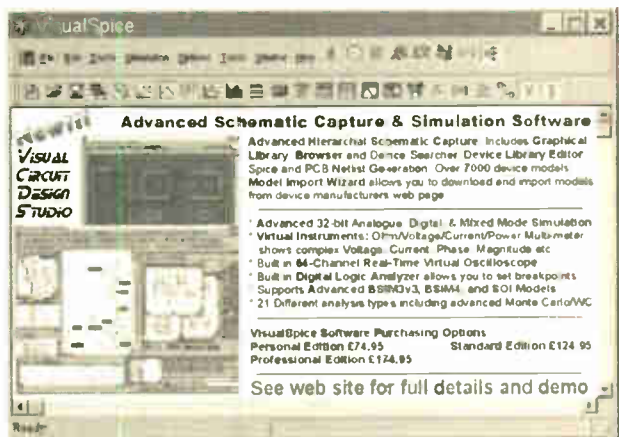


Currently learning about microcontrollers? Need to do something more than flash a LED or sound a buzzer? The ABC Mini 'Hotchip' Board is based on Atmel's AVR 8535 RISC technology and will interest both the beginner and expert alike. Beginners will find that they can write and test a simple program, using the BASIC programming language, within an hour or two of connecting it up.

Experts will like the power and flexibility of the ATMEL microcontroller, as well as the ease with which the little Hot Chip board can be "designed-in" to a project. The ABC Mini Board 'Starter Pack' includes just about everything you need to get up and experimenting right away. On the hardware side, there's a pre-assembled micro controller PC board with both parallel and serial cables for connection to your PC. Windows software included on CD-ROM features an Assembler, BASIC compiler and in system programmer. The pre-assembled boards only are also available separately.

ABCMINISP	ABC MINI Starter Pack	£64.95
ABCMINIB	ABC MINI Board Only	£39.95

Advanced 32-bit Schematic Capture and Simulation Visual Design Studio



Serial Port Isolated I/O Controller

Kit provides eight relay outputs capable of switching 4 amps at mains voltages and four optically isolated digital inputs. Can be used in a variety of control and sensing applications including load switching, external switch input sensing, contact closure and external voltage sensing.



Programmed via a computer serial port, it is compatible with ANY computer & operating system. After programming, PC can be disconnected. Serial cable can be up to 35m long, allowing 'remote' control. User can easily write batch file programs to control the kit using simple text commands. NO special software required - uses any terminal emulator program (built into Windows). All components provided including a plastic case with pre-punched and silk screened front/rear panels to give a professional and attractive finish (see photo).

3108KT	Serial Port Isolated I/O Controller Kit	£54.95
AS3108	Assembled Serial Port Isolated I/O Controller	£64.95

IS THIS THE ENERGY BOOST YOUR CAREER NEEDS?

If you're an electronics enthusiast, ICS can provide you with the spark of inspiration needed to help you earn more money, improve your skills or even start your own business.

We've a great range of courses to choose from. You can study whenever and wherever you like, at a pace that suits you best to gain the qualification you want. You'll even have the back-up of student services, and access to a personal tutor, and best of all, you can start straight away!

Give your earning potential a boost free on the number below, or by returning this coupon now.

0500 581 557

Extn. 1102 (Lines are open 8.30am-8pm Mon-Fri)

Please tick your course of interest:

- Electrical Contracting & Installation
- Electrical Engineering
- C&G Basic Electronic Engineering
- C&G Basic Mechanical Engineering
- Motorcycle & ATV Repair
- TV & Video Servicing
- Radio & Hi-Fi Servicing
- Refrigeration, Heating & Air Conditioning

Mr/Ms/Ms/Ms

Address

Postcode

Tel. No.

Email

Date of Birth

From time to time, we permit other carefully screened organisations to write to you about products and services. If you would prefer not to hear from such organisations please tick this box.

ICS THE WORLD'S NO. 1 IN HOME LEARNING

Dept. ZEEVT1J1

Freepost 882, Clydeway Skypark, 8 Elliot Place, Glasgow, G3 8BR. Tel. Eire: 1800 620 490

N. R. BARDWELL LTD (Est. 1948)

100	Signal Diodes 1N4148	£1.00	80	Assid. capacitors 1nF to 1µF	£1.00
75	Rectifier Diodes 1N4001	£1.00	200	Assid. disc ceramic capacitors	£1.00
50	Rectifier Diodes 1N4007	£1.00	50	Assid. Sial Presets (sm, stand, carrier)	£1.00
10	W018Dode Rectifiers	£1.00	50	Assid. RF chokes (inductors)	£1.00
10	555 Timer I.C.s	£1.00	50	Assid. grommets	£1.00
4	741 Op Amps	£1.00	80	Assid. solder tags, p.pins, terminals	£1.00
50	Assid. Zener Diodes 400mW	£1.00	10	Assid. crystals - plug in	£1.00
12	Assid. 7-segment Displays	£1.00	8	Assid. di switches	£1.00
25	5mm 1 e.d.s. red, green or yellow	£1.00	20	Miniature slide switches sp/co	£1.00
25	3mm 1 e.d.s. red, green or yellow	£1.00	8	Assid. push-button switches, multi-bank, multi-pole	£1.00
75	5mm 1 e.d.s. green, 5-5mm legs	£1.00	30	Assid. di sockets up to 40 way	£1.00
50	Axial 1 e.d.s. 2mcd red Diode Package	£1.00	10	TV coax plugs, plastic	£1.00
25	Assid. High Brightness Le.d.s. var. cos	£1.00	40	metres very thin connecting wire, 100µ	£1.00
20	BC182 Transistors	£1.00	20	1in. glass reed switches	£1.00
20	BC212 Transistors	£1.00	10	Assid. IFTs (no data)	£1.00
30	BC217 Transistors	£1.00	100	Any one value 1/4W 5% cf resistors range 1R to 10M	£0.45
20	BC317 Transistors	£1.00	10	7812 Voltage Regulators	£1.00
30	BC318 Transistors	£1.00	300	Assid. resistors, 1/4W's/W, mostly cn tapes	£1.00
20	BC517 Transistors	£1.00			
20	BC518 Transistors	£1.00			
30	BC519 Transistors	£1.00			
25	BC517 Transistors	£1.00			
30	BC518 Transistors	£1.00			
30	BC519 Transistors	£1.00			
20	2N3204 Transistors	£1.00			
100	1nF 50V wkg Axial Capacitors	£1.00			
100	4N7 50V wkg Axial Capacitors	£1.00			
80	Assid. capacitors electrolytic	£1.00			
40	Assid. Radial Electrolytics, 47-2200µF	£1.00			

288 Abbeydale Road, Sheffield S7 1FL
 Phone: 0114 255 2886 ★ Fax: 0114 255 5039
 e-mail: sales@bardwells.co.uk ★ Web: www.bardwells.co.uk
 Prices include VAT/Postage £1.65
 44p stamp for lists or disk
 POs, Cheques and Credit Cards accepted

DIGITAL TEST METER



Built-in transistor test socket and diode test position.
 DC volts 200mV to 1000V.
 AC volts 200V to 750V.
 DC current 200mA to 10A.
 Resistance 200 ohms to 2000K ohms.

£5.99 incl. VAT

SEE OUR WEB PAGES FOR MORE COMPONENTS AND SPECIAL OFFERS
www.bardwells.co.uk

SPECIAL OFFERS

TEKTRONIX 2445A
4-ch 150MHz oscilloscope with 2 Tektronix probes.
ONLY **£425**

TEKTRONIX 2232 Digital Storage Scope.
Dual Trace, 100MHz, 100M/S with probes... £525
 H.P. 54501A Dig. Oscilloscope, 100MHz 4-Ch... £425
 H.P. 3312A Function Gen. 0-1Hz-13MHz... £100
 AM/FM Sweep/TV/Gate/Burst etc.
FARNELL DSG1 Low Frequency Syn. Sig. Gen.
0.001Hz-99.99kHz, low distortion... £300
 Twice QMD. I.c.d. Display
CIRRUS CRL254 Sound Level Meter
with Callibrator 80-120dB. LEQ... £150
FARNELL AMM255 Automatic Mo
Meter, 1.5MHz-2GHz, unused... £300
FARNELL DSG1 Low Frequency Syn. Sig. Gen.
0.001Hz-99.99kHz, low distortion... £300
 TTL/Square/Pulse Outputs etc... £95
FLUKE 8060A Handheld True RMS, DMM,
4 1/2 digit... As new £150, used £95
BECKMAN HD110 Handheld 3 1/2 digit DMM,
28 ranges with battery, leads and carrying case... £40

H.P. 3310A Function Gen. 0.005Hz-5MHz,
Sine/Sq/Tri/Ramp/Pulse... £125
FARNELL LFM4 Sine/Sq Oscillator, 10Hz-1MHz,
low distortion, TTL output, Amplitude Meter... £125
H.P. 545A Logic Probe with 546A Logic
Pulsar and 547A Current Tracer... £90
FLUKE 77 Multimeter, 3 1/2-digit, handheld... £60
FLUKE 77 Series 11... £70
HEME 1000 L.C.D. Clamp Meter, 00-1000A,
in carrying case... £60

Datron 1061

High Quality 5-5 Digit Bench Multimeter
 True RMS/4 wire/Current Converter/IEEE **£150**

Datron 1061A

High Quality 6 1/2 digit Bench Multimeter
 True RMS/4 wire/Current Converter **£225**

Racal Receiver RA1772

50kHz-30MHz
 L.E.O. Display. Basically working. **£250**

MARCONI 2019A



AM/FM SYNTHESISED SIGNAL GENERATOR
 80 kHz - 1040MHz
 NOW ONLY **£400**

MARCONI 893C AF Power Meter, Sine Measurement
Unused £100, Used £50

MARCONI 893B, No Snad £30

MARCONI 2610 True RMS Voltmeter, Autoranging,
5Hz-25MHz... £195

GOULD USB Sine/Sq Osc., 10Hz-100kHz,
low distortion... £75-£125

AVO 8 Mk. 6 in Every Ready case, with leads etc. £80
 Other AVOs from... £50

GOODWILL GVT427 Dual Ch AC Millivoltmeter,
10mV-300V in 12 ranges, Freq. 10Hz-1MHz... £100-£125

SOLARTRON 7150 DMM 6 1/2-digit £95-£150
 True RMS-IEEE

SOLARTRON 7150 Plus £200

HIGH QUALITY RACAL COUNTERS

9904 Universal Timer Counter, 50MHz... £50
 9916 Counter, 10Hz-520MHz... £75
 9918 Counter, 10Hz-560MHz, 9-digit... £50
 WAYNE KERR B424 Component Bridge... £125

RACAL/AM 9343A LCR Databridge
 Digital Automeasurement of R, C, L, Q, D... £200

HUNTRON TRACKER Model 1000... £125
 FLUKE 8050A 4.5 Digit, 2A, True RMS... £75
 FLUKE 8010A 3.5 Digit, 10A... £50
 FLUKE 8012A 3.5 Digit, 2A... £40

Racal 9008

Automatic Modulation Meter,
 AM/FM 1-5MHz-2GHz ONLY **£95**

Portable Appliance Tester

Megger Pat 2 ONLY **£180**

H.P. 6012B DC PSU 0-60V, 0-50A, 1000W £1000
FARNELL AP60/50 1KW Autoranging... £1000
FARNELL H60/50 0-60V 0-50A... £750
FARNELL H60/25 0-60V, 0-25A... £400
Power Supply HPS3010, 0-30V, 0-10A... £140
FARNELL L30-2 0-30V, 0-2A... £80
FARNELL Q-1 0-10V, 0-1A... £80

Many other Power Supplies available

GOULD OS300



Dual Trace, 20MHz
 Tested with Manual
 ONLY **£95**

OSCILLOSCOPES

TEKTRONIX TDS350 dual trace, 20MHz, 1GS... Unused £1500

TEKTRONIX TDS320 dual trace, 20MHz, 500MS... £1200

TEKTRONIX TDS310 dual trace, 20MHz, 200MS... £950

LECROY 9400A dual trace, 175MHz, 5GS... £750

LECROY VC923, 0Trace, 20MHz, 20MS, delay etc. Un used... £900

PHILIPS PM3092 2-2-ch., 200MHz, delay etc. £200 as new £350

PHILIPS PM3082 2-2-ch., 100MHz, delay etc. £700 as new £800

TEKTRONIX TDS465 dual trace, 100MHz, delay etc.... £750

TEKTRONIX 2465B 4-ch., 400MHz, delay cursors etc.... £1500

TEKTRONIX 2465 4-ch., 300MHz, delay cursors etc.... £900

TEKTRONIX 468 Dig. Storage, dual trace, 100MHz, delay... £450

TEKTRONIX 466 Analogue Storage, dual trace, 100MHz... £250

TEKTRONIX 485 dual trace, 350MHz, 0-delay sweep... £350

TEKTRONIX 475 dual trace, 200MHz, 0-delay sweep... £350

TEKTRONIX 465B dual trace, 100MHz, delay sweep... £325

TEKTRONIX 2215 dual trace, 60MHz, 0-delay sweep... £250

PHILIPS PM3217 dual trace, 50MHz, delay... £200-£250

GOULD OS1100 dual trace, 30MHz, relay... £125

BALMEG HM303.6 dual trace, 35MHz-component tester... £240

As new

BALMEG HM303 dual trace, 30MHz-component tester... £200

Many other Oscilloscopes available

JUST IN

H.P. 6063B DC Electronic Load, 3-240V/0-10A, 1.50W... POA

H.P. 66312A PSU, 0-20V/0-2A... £400

H.P. 66311B PSU, 0-15V/0-3A... £400

H.P. 66398D PSU Dual, 0-15, 0-3A/0-12, C-F-1A... £750

H.P. 66328 PSU, 0-20V/0-5A... £500

H.P. 6623A PSU, triple output ranging from 0-7V 0-5A to 0-20V 0-4A.... £850

H.P./AGILENT 34401A DMM 6 1/2 digit... £900/£450

H.P. 3478A DMM 5 1/2 digit... £275

FLUKE 45 DMM dual display... £400

KETTHLEY 2010 DMM 7 1/2 digit... £390

KETTHLEY 617 Programmable Electrometer... £1250

H.P. 4338B Microammeter... £1500

RACAL Counter type 1999 2.6GHz... £250

H.P. Counter type 33131A 3GHz... £800

H.P./AGILENT 33120A Func. Gen./ARB, 100Hz-15MHz... £900/£1000

SONY/TEKTRONIX AFG320 Arbitrary Fun. Gen.... £1250

H.P. 8904A Syn. Function Gen, DC-600kHz... £1000/£1250

BLACK STAR JUPITOR 2010 Func. Gen, 0.2Hz-20MHz with frequency counter.... £140

H.P. 8116A Pulse Generator, 1mH-50MHz... £1950

H.P. 8057B Syn. Sig. Gen. 0.1-200MHz... £2500

CO-AXIAL SWITCH, 1.5GHz... £40

IEEE CABLES... £10

SPECTRUM ANALYSERS

H.P. B561B 50Hz-6.5GHz... £5000

H.P. B560A 50Hz-2.9GHz synthesised... £5000

H.P. B560E 9kHz-2.9GHz... £4500

H.P. B561E 1MHz-1.6GHz, 75 Ohm... £2750

H.P. B53A with B558A 100Hz-21GHz... £1750

H.P. B558B with Man Frame, 100kHz-1500MHz... £750

H.P. B558A 20Hz-40MHz... £2500

H.P. B588A 5Hz-50MHz... £500

ADVANTEST HA131B 100Hz-3.5GHz... £2750

EATON/ARLTECH 757 0-001-22GHz... £750

MARCONI 2382 10Hz-400MHz, high resolution... £2000

MARCONI 2370 30Hz-110MHz... from £500

H.P. 182 with B557 10kHz-350MHz... £500

H.P. 141T SYSTEMS

B553 10kHz-10MHz... £500
 B554 500kHz-1250MHz... £750
 B555 10kHz-18GHz... £1000
 H.P. 8443 Tracking Gen/Counter, 10MHz... £250
 H.P. 8444 OPT 050... £750
 B&K 2033F Signal Analyser... £550
 H.P. 8754A Network Analyser, 4MHz-1300MHz... £1250
 H.P. 3557A Network Analyser, 5Hz-200MHz... £2000
 H.P. 5310A Mod Domain Analyser Opt OCT003... £5000
 ONO SOKKI CF300 Portable FFT Analyser... £1500
 H.P. 8720C Microwave Network Analyser, 50MHz-25GHz... £12,500

RADIO COMMUNICATIONS TEST SETS

MARCONI 2955/2955A... From £1500

RONDE & SCHWARZ CMT 0-1-1000MHz... £2000

SCHLUMBERGER 4040... £900

STEWART of READING

110 WYKEHAM ROAD, READING, BERKS. RG6 1PL
 Telephone: (0118) 9268041. Fax: (0118) 9351698
www.stewart-of-reading.co.uk

Callers welcome 9am-5.30pm Monday to Friday (other times by arrangement)

Used Equipment - GUARANTEED. Manuals supplied
 This is a VERY SMALL SAMPLE OF STOCK. SAE or Telephone for lists.
 Please check availability before ordering.
CARRIAGE all units £16.VAT to be added to Total of Goods and Carriage

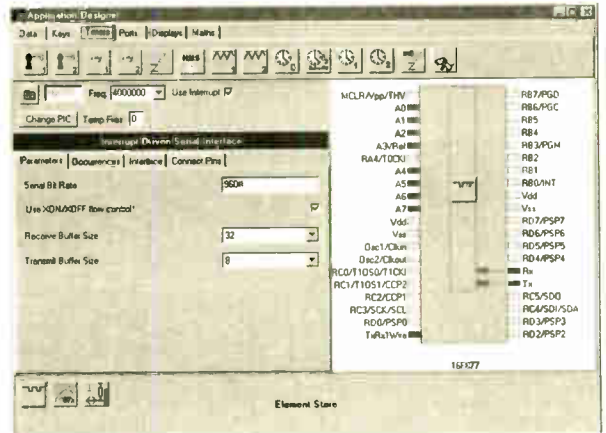
New from FED – 18 Flash series support and chips

18F452 now supported in our C Compiler, WIZ-C, WIZ-ASM Development board and programmer

WIZ-C Compiler including support for 18F452 and 16F877

What is the WIZ-C Rapid Application Environment?

- Our PIC C compiler including a new front end
- An application designer for the FED PIC C Compiler
- Drag a software component onto your design & set up the parameters using check boxes, drop down boxes and edit boxes (see shot right)
- Connect the component to the PIC pins using the mouse
- Select your own C function to be triggered when events occur (e.g. Byte received, timer overflow etc.)
- Generate the base application automatically and then add your own functional code in C or assembler
- Simulate, Trace at up to 10x the speed of MPLAB
- Supports 14/16 bit core PICS
- 16F87x, 16C55x, 16C6x, 16F8x, 16C7xx, 18Cxx, 18Fxx etc.
- C Compiler designed to ANSI C Standards



Professional Version Enhancements

to our C Compiler and WIZ-C Rapid Application Environment

- Manage and simulate multiple projects together
- Connect PIC pins across projects to allow simulated devices to communicate
- Handle assembler and C projects
- View and inspect variables in native C format
- Inspect all local variables and their values in native C format
- Maintain a history within simulation to back track and determine the past leading up to an event

Prices

WIZ – C Standard – £70.00,
Professional £100.00. Upgrade for
existing WIZ-C owners £30.00
PIC C Compiler Standard – £60.00,
Professional £90.00. Upgrade for
existing Compiler owners £30.00
**Other upgrade options are
available together with reduced
price bundled packages – see
our web site for details**

Other products supporting 18F452 and 16F877

Development Board


- Handles 40 pin PIC devices including 18F452 and 16F877
- Includes on board Programmer – no separate programmer required
- 4 LED's on board, Analogue on trimpot, 2 duplex serial ports
- 1A 5V regulator
- 20MHz crystal
- Interfaces for LCD, hex keypad, 32 I/O pins on IDC connectors
- Will run FED PIC BASIC (included on CD)
- I2C EEPROM socket

Price – £45.00 Built and Tested. 16F877-20P £6.00, 18F452 £8.00. CD with BASIC & Programmer Applications £5.00




PIC Programmer including 18Cxxx and 18F8xxx

Handles serially programmed PIC devices in a 40 pin multi-width ZIF socket. 16C55X, 16C6X, 116F62x, 6C7X, 16C8x, 16F8X, 12C50x, 12C67x, 16C72X, PIC14000, 16F87X, 18Cxxx, 18Fxxx etc



Also In-Circuit programming. Operates on PC serial port.
Price : £45/Kit £50/Built & Tested



In Circuit Debugger

In Circuit Debugging is a technique where a monitor program runs on the PIC in the application circuit. The ICD board connects to the PIC and to the PC. From any of our applications it is then possible to set breakpoints on the PIC, run code, single step, examine registers on the real device and change their values. The ICD makes debugging real time applications faster, easier and more accurate than simulation tools available for the PIC.

- Only £30.00, requires a copy of WIZASM, WIZ-C or our C Compiler applications. Operates with 16F87x to emulate most 14 bit core chips, 18F support coming soon !

PIC Chips

PIC 16F877-20P, £6.00, 20MHz, 384 bytes RAM, 8K Wrd ROM
PIC 18F452, 40MHz, £8.00 1500 bytes RAM, 16K Wrd ROM,
New 18 series architecture with flat memory address space, 3 timers, 2 Capture compare registers, various serial interfaces, Parallel peripheral interface, 32 general purpose I/O pins, Flash reprogrammable in circuit. Supported by all our tools and the free Microchip development system - MPLAB

Other products

FED also supply development systems for PIC and AVR in assembler and C. Please see our web site for further details.



Forest Electronic Developments 01590-681511 (Voice/Fax)
12 Buldowne Walk, Sway, LYMINGTON, HAMPSHIRE, SO41 6DU.
Email - info@fored.co.uk, or sales@fored.co.uk
Web Site - http://www.fored.co.uk

Prices - UK/Europe, please add VAT at 17.5%. Add £3.00 for P&P and handling to each order. Cheques/POs payable to Forest Electronic Developments, phone with credit card or Switch details, or use our secure web site for online ordering with credit card.



MAIL ORDER ONLY • CALLERS BY APPOINTMENT

EPE MICROCONTROLLER P.I. TREASURE HUNTER

The latest MAGENTA DESIGN - highly stable & sensitive - with I.C. control of all timing functions and advanced pulse separation techniques.

- High stability drift cancelling
- Easy to build & use
- No ground effect, works in seawater



- Detects gold, silver, ferrous & non-ferrous metals

- Efficient quartz controlled microcontroller pulse generation.
- Full kit with headphones & all hardware

KIT 847 £63.95

PORTABLE ULTRASONIC PEST SCARER

A powerful 23kHz ultrasound generator in a compact hand-held case. MOSFET output drives a special sealed transducer with intense pulses via a special tuned transformer. Sweeping frequency output is designed to give maximum output without any special setting up.

KIT 842.....£22.56

68000 DEVELOPMENT TRAINING KIT

- NEW PCB DESIGN
- 8MHz 68000 16-BIT BUS
- MANUAL AND SOFTWARE
- 2 SERIAL PORTS
- PIT AND I/O PORT OPTIONS
- 12C PORT OPTIONS

KIT 621

£99.95

- ON BOARD 5V REGULATOR
- PSU £6.99
- SERIAL LEAD £3.99



Stepping Motors

MD38...Mini 48 step...£8.65

MD35...Std 48 step...£9.99

MD200...200 step...£12.99

MD24...Large 200 step...£22.95



PIC PIPE DESCALER

- SIMPLE TO BUILD
- HIGH POWER OUTPUT
- AUDIO & VISUAL MONITORING
- SWEPT FREQUENCY

An affordable circuit which sweeps the incoming water supply with variable frequency electromagnetic signals. May reduce scale formation, dissolve existing scale and improve lathering ability by altering the way salts in the water behave. Kit includes case, P.C.B., coupling coil and all components. High coil current ensures maximum effect. L.E.D. monitor.

KIT 868 £22.95 POWER UNIT.....£3.99



MICRO PEST SCARER

Our latest design - The ultimate scarer for the garden. Uses special microchip to give random delay and pulse time. Easy to build reliable circuit. Keeps pets/pests away from newly sown areas, play areas, etc. uses power source from 9 to 24 volts.

- RANDOM PULSES
- HIGH POWER
- DUAL OPTION

KIT 867.....£19.99

KIT + SLAVE UNIT.....£32.50



Plug-in power supply £4.99

WINDICATOR

A novel wind speed indicator with LED readout. Kit comes complete with sensor cups, and weatherproof sensing head. Mains power unit £5.99 extra.

KIT 856.....£28.00

★ TENS UNIT ★

DUAL OUTPUT TENS UNIT

As featured in March '97 issue.

Magenta have prepared a FULL KIT for this excellent new project. All components, PCB, hardware and electrodes are included. Designed for simple assembly and testing and providing high level dual output drive.

KIT 866. Full kit including four electrodes £32.90

Set of 4 spare electrodes £6.50

1000V & 500V INSULATION TESTER

Superb new design. Regulated output, efficient circuit. Dual-scale meter, compact case. Reads up to 200 Megohms.

Kit includes wound coil, cut-out case, meter scale, PCB & ALL components.

KIT 848.....£32.95



EPE TEACH-IN 2000

Full set of top quality NEW components for this educational series. All parts as specified by EPE. Kit includes breadboard, wire, croc clips, pins and all components for experiments, as listed in introduction to Part 1.

*Batteries and tools not included.

TEACH-IN 2000 -

KIT 879 £44.95

MULTIMETER £14.45

SPACEWRITER

An innovative and exciting project. Wave the wand through the air and your message appears. Programmable to hold any message up to 24 digits long. Comes pre-loaded with "MERRY XMAS". Kit includes PCB, all components & tube plus instructions for message loading.

KIT 849£16.99



12V EPROM ERASER

A safe low cost eraser for up to 4 EPROMS at a time in less than 20 minutes. Operates from a 12V supply (400mA). Used extensively for mobile work - updating equipment in the field etc. Also in educational situations where mains supplies are not allowed. Safety interlock prevents contact with UV.

KIT 790£29.90

SUPER BAT DETECTOR

1 WATT O/P, BUILT IN SPEAKER, COMPACT CASE 20kHz-140kHz NEW DESIGN WITH 40kHz MIC.

A new circuit using a 'full-bridge' audio amplifier i.c., internal speaker, and headphone/tape socket. The latest sensitive transducer, and 'double balanced mixer' give a stable, high performance superheterodyne design.

KIT 861£24.99

ALSO AVAILABLE Built & Tested... £39.99



MOSFET MKII VARIABLE BENCH POWER SUPPLY 0-25V 2-5A

Based on our Mk1 design and preserving all the features, but now with switching pre-regulator for much higher efficiency. Panel meters indicate Volts and Amps. Fully variable down to zero. Toroidal mains transformer. Kit includes punched and printed case and all parts. As featured in April 1994 EPE. An essential piece of equipment.



Kit No. 845£64.95

EPE PROJECT PICS

Programmed PICs for all* EPE Projects 16C84/18F84/16C71 All **£5.90 each** PIC16F877 now in stock **£10 inc. VAT & postage** (*some projects are copyright)

ULTRASONIC PEST SCARER

Keep pets/pests away from newly sown areas, fruit, vegetable and flower beds, children's play areas, patios etc. This project produces intense pulses of ultrasound which deter visiting animals.

- KIT INCLUDES ALL COMPONENTS, PCB & CASE
- EFFICIENT 100V TRANSDUCER OUTPUT
- COMPLETELY INAUDIBLE TO HUMANS

- UP TO 4 METRES RANGE
- LOW CURRENT DRAIN

KIT 812.....£15.00



SIMPLE PIC PROGRAMMER

INCREDIBLE LOW PRICE! **Kit 857 £12.99**

INCLUDES 1-PIC16F84 CHIP
SOFTWARE DISK, LEAD
CONNECTOR, PROFESSIONAL
PC BOARD & INSTRUCTIONS

Power Supply £3.99

EXTRA CHIPS:
PIC 16F84 £4.84

Based on February '96 EPE. Magenta designed PCB and kit. PCB with 'Reset' switch, Program switch, 5V regulator and test L.E.D.s, and connection points for access to all A and B port pins.

PIC 16C84 DISPLAY DRIVER

INCLUDES 1-PIC16F84 WITH DEMO
PROGRAM SOFTWARE DISK, PCB,
INSTRUCTIONS AND 16-CHARAC-
TER 2-LINE

Kit 860 £19.99

Power Supply £3.99

LCD DISPLAY

FULL PROGRAM SOURCE CODE
SUPPLIED - DEVELOP
YOUR OWN APPLICATION!

Another super PIC project from Magenta. Supplied with PCB, industry standard 2-LINE x 16-character display, data, all components, and software to include in your own programs. Ideal development base for meters, terminals, calculators, counters, timers - Just waiting for your application!

PIC 16F84 MAINS POWER 4-CHANNEL CONTROLLER & LIGHT CHASER

- WITH PROGRAMMED 16F84 AND DISK WITH SOURCE CODE IN MPASM
- ZERO VOLT SWITCHING
- MULTIPLE CHASE PATTERNS
- OPTO ISOLATED
- 5 AMP OUTPUTS
- 12 KEYPAD CONTROL
- SPEED/DIMMING POT.
- HARD-FIRED TRIACS

Now features full 4-channel chaser software on DISK and pre-programmed PIC16F84 chip. Easily re-programmed for your own applications. Software source code is fully 'commented' so that it can be followed easily.

Kit 855 £39.95

LOTS OF OTHER APPLICATIONS

8-CHANNEL DATA LOGGER

As featured in Aug./Sept. 99 EPE. Full kit with Magenta redesigned PCB - LCD fits directly on board. Use as Data Logger or as a test bed for many other 16F877 projects. Kit includes programmed chip, 8 EEPROMs, PCB, case and all components.

KIT 877 £49.95 inc. 8 x 256K EEPROMS

ICEBREAKER

□□□□□□□□□□



PIC Real Time In-Circuit Emulator

- Icebreaker uses PIC16F877 in circuit debugger
- Links to Standard PC Serial Port (lead supplied)
- Windows™ (95+) Software included
- Works with MPASM and MPLAB Microchip software
- 16 x 2 L.C.D., Breadboard, Relay, I/O devices and patch leads supplied

As featured in March '00 EPE. Ideal for beginners AND advanced users. Programs can be written, assembled, downloaded into the microcontroller and run at full speed (up to 20MHz), or one step at a time.

Full emulation means that all I/O ports respond exactly and immediately, reading and driving external hardware

Features include: Reset; Halt on external pulse; Set Breakpoint; Examine and Change registers, EEPROM and program memory; Load program, Single Step with display of Status, W register, Program counter, and user selected 'Watch Window' registers.

KIT 900 . . . £34.99

POWER SUPPLY £3.99 STEPPING MOTOR £5.99

EPE PIC TOOLKIT 3

NEW

- THE LATEST TOOLKIT BOARD 8 18 28 AND 40-PIN CHIPS
- MAGENTA DESIGNED P.C.B. WITH COMPONENT LAYOUT AND EXTRAS
- L.C.D., BREADBOARD AND PIC CHIP INCLUDED
- ALL TOP QUALITY COMPONENTS AND SOFTWARE SUPPLIED

KIT 880 . . . £34.99 with 16F84 . . . £39.99 with 16F877

PIC TOOLKIT V2

- SUPER UPGRADE FROM V1 • 18, 28 AND 40-PIN CHIPS
- READ, WRITE, ASSEMBLE & DISASSEMBLE PICS
- SIMPLE POWER SUPPLY OPTIONS 5V-20V
- ALL SWITCHING UNDER SOFTWARE CONTROL
- MAGENTA DESIGNED PCB HAS TERMINAL PINS AND OSCILLATOR CONNECTIONS FOR ALL CHIPS
- INCLUDES SOFTWARE AND PIC CHIP

KIT 878 . . . £22.99 with 16F84 . . . £29.99 with 16F877

EPE PIC Tutorial

At last! A Real, Practical, Hands-On Series

- Learn Programming from scratch using PIC16F84
- Start by lighting l.e.d.s and do 30 tutorials to Sound Generation, Data Display, and a Security System.
- PIC TUTOR Board with Switches, l.e.d.s, and on board programmer

PIC TUTOR BOARD KIT

Includes: PIC16F84 Chip, TOP Quality PCB printed with Component Layout and all components* (*not ZIF Socket or Displays). Included with the Magenta Kit is a disk with Test and Demonstration routines.

KIT 870 £27.95, Built & Tested £42.95

Optional: Power Supply - £3.99, ZIF Socket - £9.99

LCD Display £7.99 LED Display £6.99

Reprints Mar/Apr/May 98 - £3.00 set 3

SUPER PIC PROGRAMMER

- READS, PROGRAMS, AND VERIFIES
- WINDOWS™ SOFTWARE
- PIC16C6X, 7X, AND 8X
- USES ANY PC PARALLEL PORT
- USES STANDARD MICROCHIP • HEX FILES
- OPTIONAL DISASSEMBLER SOFTWARE (EXTRA)
- PCB, LEAD, ALL COMPONENTS, TURNED-PIN SOCKETS FOR 18, 28, AND 40 PIN ICs

• SEND FOR DETAILED
INFORMATION - A
SUPERB PRODUCT AT
AN UNBEATABLE LOW
PRICE

Kit 862 £29.99

Power Supply £3.99

DISASSEMBLER
SOFTWARE £11.75

PIC STEPPING MOTOR DRIVER

INCLUDES PCB
PIC16F84 WITH
DEMO PROGRAM,
SOFTWARE DISC,
INSTRUCTIONS
AND MOTOR.

Kit 863 £18.99

FULL SOURCE CODE SUPPLIED
ALSO USE FOR DRIVING OTHER
POWER DEVICES e.g. SOLENOIDS

Another NEW Magenta PIC project. Drives any 4-phase unipolar motor - up to 24V and 1A. Kit includes all components and 48 step motor. Chip is pre-programmed with demo software, then write your own, and re-program the same chip! Circuit accepts inputs from switches etc and drives motor in response. Also runs standard demo sequence from memory.

MAGENTA

All prices include VAT. Add £3.00 p&p. Next day £6.99

Tel: 01283 565435 Fax: 01283 546932 E-mail: sales@magenta2000.co.uk

112002



Station Road, Cullercoats, Tyne & Wear, NE30 4PQ

Prices Exclude Vat @17.5%
UK Carriage £1.50 (less than 1kg)
£3.50 greater than 1kg
Cheques / Postal orders payable to
ESR Electronic Components
PLEASE ADD CARRIAGE & VAT TO ALL ORDERS



See Next / Last Months Ad for
ELECTRONIC COMPONENTS

DIL Sockets

Stamped Pin

6 Pin DIL 0.3"	£0.07
8 Pin DIL 0.3"	£0.06
14 Pin DIL 0.3"	£0.11
16 Pin DIL 0.3"	£0.11
18 Pin DIL 0.3"	£0.12
20 Pin DIL 0.3"	£0.12
24 Pin DIL 0.6"	£0.12
28 Pin DIL 0.6"	£0.13
40 Pin DIL 0.6"	£0.19

Turned Pin

6 Pin DIL 0.3"	£0.11
14 Pin DIL 0.3"	£0.20
16 Pin DIL 0.3"	£0.23
18 Pin DIL 0.3"	£0.25
20 Pin DIL 0.3"	£0.28
24 Pin DIL 0.6"	£0.35
28 Pin DIL 0.6"	£0.39
40 Pin DIL 0.6"	£0.64

ZIF Sockets

Universal ZIF DIL Sockets

24 Way 0.3-0.6"	£5.65
28 Way 0.3-0.6"	£6.80
32 Way 0.3-0.6"	£7.50
40 Way 0.3-0.6"	£8.93

Transistor Sockets

T018-4 Base Socket £0.24
T05 Base Socket £0.24

IDC Cable Sockets

10 Way Socket	£0.23
14 Way Socket	£0.35
16 Way Socket	£0.37
20 Way Socket	£0.37
26 Way Socket	£0.38
34 Way Socket	£0.39
40 Way Socket	£0.55
50 Way Socket	£0.80

IDC Cable Plugs

10 Way Plug	£0.52
14 Way Plug	£0.58
16 Way Plug	£0.62
20 Way Plug	£0.66
26 Way Plug	£0.70
34 Way Plug	£0.72
40 Way Plug	£0.92
50 Way Plug	£1.12

PCB Box Headers

10 Way Straight	£0.22
14 Way Straight	£0.33
16 Way Straight	£0.32
20 Way Straight	£0.41
26 Way Straight	£0.55
34 Way Straight	£0.68
40 Way Straight	£0.68
50 Way Straight	£1.03
10 Way 90	£0.32
14 Way 90	£0.39
16 Way 90	£0.42
20 Way 90	£0.63
26 Way 90	£0.82
34 Way 90	£0.81
40 Way 90	£1.17
50 Way 90	£1.14

PCB Latch Headers

10 Way Straight	£0.39
14 Way Straight	£0.45
16 Way Straight	£0.51
20 Way Straight	£0.55
26 Way Straight	£0.73
34 Way Straight	£0.88
40 Way Straight	£0.92
50 Way Straight	£1.27
10 Way 90	£0.46
14 Way 90	£0.48
16 Way 90	£0.54
20 Way 90	£0.59
26 Way 90	£0.81
34 Way 90	£1.03
40 Way 90	£1.23
50 Way 90	£1.41

DIL Headers

14 Way DIL	£0.51
16 Way DIL	£0.53
24 Way DIL	£0.90
40 Way DIL	£1.37

Transition Headers

10 Way Transition	£0.42
14 Way Transition	£0.42
16 Way Transition	£0.48
20 Way Transition	£0.48
26 Way Transition	£0.52
34 Way Transition	£0.56
40 Way Transition	£0.63
50 Way Transition	£0.84

D Type Connectors



Solder Bucket

9 Way Male Plug	£0.20
9 Way Female Socket	£0.20
15 Way Male Plug	£0.27
15 Way Female Socket	£0.29
15 Way H.D. Plug	£0.42
15 Way H.D. Socket	£0.45
23 Way Male Plug	£0.60
23 Way Female Socket	£0.66
25 Way Male Plug	£0.30
25 Way Female Skt	£0.35

IDC Ribbon Mounting

9 Way Male Plug	£1.08
9 Way Female Socket	£0.93
15 Way Male Plug	£1.30
15 Way Female Socket	£1.32
25 Way Male Plug	£1.10
25 Way Female Socket	£1.13
IDC Crimp Tool	£11.80

Right Angled PCB



9 Way Male Plug	£0.33
9 Way Female Socket	£0.33
15 Way Male Plug	£0.39
15 Way Female Socket	£0.39
15 Way H.D. Socket	£0.58
25 Way Male Plug	£0.48
25 Way Female Socket	£0.50

Plastic D Covers

9 Way Cover - Grey	£0.27
9 Way Cover - Black	£0.30
15 Way Cover - Grey	£0.30
15 Way Cover - Black	£0.40
23 Way Cover - Grey	£0.38
23 Way Cover - Black	£0.34
25 Way Cover - Grey	£0.37
25 Way Cover - Black	£0.37
9 to 9 Cover / Case	£0.80
25 to 25 Cover / Case	£0.84
9 to 25 Cover / Case	£0.80

Audio Connectors

2.5mm Jack Plug	£0.25
2.5mm Line Socket	£0.24
2.5mm Chassis Socket	£0.12
3.5mm Mono Plug	£0.21
3.5mm Mono Line Skt	£0.30
3.5mm Mono Chassis	£0.14
3.5mm Stereo Plug	£0.35
3.5mm Stereo Line Skt	£0.36
3.5mm Stereo Chassis	£0.22
4" Mono Plug	£0.30
4" Mono Line Socket	£0.36
4" Mono Chassis Skt	£0.46
4" Stereo Plug	£0.36
4" Stereo Line Socket	£0.36
4" Stereo Chassis Skt	£0.38
Neutrik Speckle Plug	£3.06

Phono Series

Red Line Plug	£0.20
Black Line Plug	£0.20
Yellow Line Plug	£0.20
White Line Plug	£0.20
Red Line Socket	£0.20
Black Line Socket	£0.20
Yellow Line Socket	£0.20
White Line Socket	£0.20
Red Chassis Socket	£0.20
Black Chassis Socket	£0.20
Gold Plated Plug Red	£0.68
Gold Plated Plug Black	£0.68

XLR Series - metal

3 Pin Line Plug	£0.96
3 Pin Line Socket	£0.96
3 Pin Chassis Plug	£0.93
3 Pin Chassis Socket	£1.22
Neutrik Line Plug	£1.80
Neutrik Line Socket	£2.10
Neutrik Chassis Plug	£2.24
Neutrik Chassis Socket	£2.40

RF Connectors

BNC Plug 50Ω Solder	£0.99
BNC Plug 50Ω Crimp	£0.68
BNC Plug 75Ω Solder	£1.08
BNC Plug 75Ω Crimp	£0.73
BNC Chassis Socket	£0.76
F Plug - Twist	£0.20
F Plug - Crimp	£0.20
TNC Plug 50Ω Solder	£1.08
TNC Plug 50Ω Crimp	£1.04
TNC Plug 75Ω Solder	£1.17
TNC Plug 75Ω Crimp	£0.96
UHF Plug 5mm Cable	£0.63
UHF Plug 1mm Cable	£0.72
UHF Chassis Skt - Sqr	£0.54
UHF Chassis Skt - Rnd	£0.75

Terminols

Colours Red, Black, Green, Blue, White or Yellow	£0.23
2mm Solder Plugs	£0.28
2mm Chassis Sockets	£0.28
4mm Plugs - Solder	£0.34
4mm Plugs - Screw	£0.38
4mm Stackable Plugs	£0.40
4mm Shrouded Plugs	£0.74
4mm Chassis Sockets	£0.21
4mm Binding Posts	£0.48
33mm Crocodile Clips	£0.10

Power Connectors

DC Low Voltage

DC Plug 0.7ID 2.35OD	£0.47
DC Plug 1.3ID 3.4OD	£0.17
DC Plug 1.7ID 4.0OD	£0.44
DC Plug 1.7ID 4.75OD	£0.50
DC Plug 2.1ID 5.0OD	£0.24
DC Plug 2.5ID 5.0OD	£0.24
DC Plug 3.1ID 6.3OD	£0.53
DC Line Socket 2.1mm	£0.65
DC Line Socket 2.5mm	£0.48
DC Chassis Skt 1mm	£0.44
DC Chassis Skt 2.5mm	£0.44

IEC Mains 6A 250Vac

3 Pin IEC Line Socket	£1.08
3 Pin IEC Line Socket	£1.88
3 Pin Chassis Socket	£0.55
3 Pin Chassis Plug	£0.56

B Way Bulgin

8 Pin Line Plug P551	£3.58
8 Pin Chassis Skt P552	£1.28

Toggle Switches



Sub-Miniature

3A 125V 3A 250V	£0.58
5mm Ø Mounting Hole	£0.58
SPST 5 x 10mm	£0.53
SPDT 5 x 10mm	£0.53
SPDT C/Off 5 x 10mm	£1.01
DPDT 9.2 x 10mm	£0.63

Miniature

6A 125V 3A 250V	£0.58
6.2mm Ø Mounting Hole	£0.58
SPST 8 x 13mm	£0.58
SPDT 8 x 13mm	£0.55
SPDT c/off 8 x 13mm	£0.65
SPDT c/o Biased 2 way 11.18	£0.65
SPDT c/o Biased 1 way 11.18	£0.65
DPDT 12 x 13mm	£0.65
DPDT c/off 12 x 13mm	£0.88
DPDT c/o Biased 2W	£1.20
DPDT c/o Biased 1W	£1.28

Standard

10A 250V Push on terminals	£1.18
12mm Ø Mounting Hole	£1.18
SPST 18 x 30mm	£1.05
SPDT 18 x 30mm	£1.18
SPDT c/off 18 x 30mm	£1.18
DPDT 21 x 30mm	£1.78
DPDT c/off 21 x 30mm	£1.78

Slide Switches



Miniature

300mA 125V	£0.17
7 x 15mm Mounting Hole	£0.17
DPDT 7 x 23mm	£0.17

Standard

1A 125V	£0.20
5.5 x 12mm Mounting Hole	£0.20
DPDT 12 35mm	£0.27
DPDT c/a 12 x 35mm	£0.25

Rotary Switches

150mA 250V Make before Break 22mm Ø	£0.84
9.8mm Ø Mounting Hole	£0.84
1 Pole 12 Way	£0.84
2 Pole 6 Way	£0.84
3 Pole 4 Way	£0.84
4 Pole 3 Way	£0.84

Push Switches

250mm x 125V 28 x 10mm	£1.08
7mm Ø Mounting Hole	£1.08
Non Latching Push to Make	£0.20
Black, Red, Yellow, Green, Blue or White	£0.23
Non Latching Push to Break	£0.24
Black PTB	£0.24

Standard Square

1A 250V	£0.60
39 x 15MM	£0.60
12mm Ø Mounting Hole	£0.60
Non Latching Push to Make	£0.60
Black, Red, Blue or White	£0.60
Latching - push On push Off	£0.65
Black, Red, Blue or White	£0.65

Rock Switches

Miniature

13 x 19mm Mounting Hole	£0.57
SPST 4A 250V	£1.65
SPST 3A Red Neon	£1.92
SPST 3A Red LED	£1.92
SPDT 6A 250V	£0.75
DPST 4A 250V	£0.81
DPST 4A Red Neon	£1.10
DPST 3A Amber Neon	£1.40
DPST 3A Green Neon	£1.32

Standard

10(SP,22)(DP) x 30mm	£0.60
Mounting Hole	£0.60
SPST 10A 250V	£0.75
SPST 16A 250V	£0.90
SPST 15A Red Neon	£0.90
SPDT 16A 250V	£0.75
DPST 10A 250V	£0.90
DPST 15A Red Neon	£1.18
DPST Amber Neon	£1.20
DPST Green Neon	£1.25
DPDT 10A 250V	£0.90

Relays

CB Mounting	£1.38
1A 24Vdc DPDT 5V	£1.35
1A 24Vdc DPDT 12V	£0.58
3A 110V SPDT 6V	£0.60
3A 110V SPDT 12V	£0.72
5A 110V SPDT 6V	£0.72
5A 110V SPDT 12V	£0.93
5A 110V DPDT 6V	£0.93
5A 110V DPDT 12V	£1.76
5A 240V DPDT 6V	£1.50
10A 240V SPDT 6V	£1.20
10A 240V SPDT 12V	£1.44
10A 240V SPDT 24V	£1.44

Computer Accessories

Adaptors

9M Gender Changer	£1.73
9F Gender Changer	£1.73
25M Gender Changer	£2.20
25F Gender Changer	£2.43
9 Male - 25 Female	£1.73
9 Female - 25 Male	£1.73
9M - 6 Mini Din Male	£2.48
9F - 6 Mini Din Female	£2.23
5M Din - 6M Mini Din	£1.73
5F Din - 6M Mini Din	£1.73

Testers / Patch Boxes

Mini Tester 7 LEDs	£4.72
Check Tester 18 LEDs	£6.32
Enhanced Switches	£15.18
25D Patch Box M-F	£2.64
Anti-Static Wrist Strap	£4.74
RS232 Surge Protector	£5.43
5A Surge Protector	£5.20
13A Surge Protector	£10.00
4 Gong Surge Block	£10.50

Leads & Cables

1.5m Printer Lead	£2.55
2m BD Printer Lead	£2.98
5m BD Printer Lead	£4.98
10m BD Printer Lead	£9.88
2m IEEE1284 Printer L	£4.38
5m IEEE1284 Printer L	£8.90
10m IEEE1284 Printer L	£16.13
Serial Printer 25M-9F	£4.88
Serial Printer 25M-25F	£4.38

Null Modem Leads

9 Female - 9 Female	£4.38
25 Female - 25 Female	£6.48
9 Female - 25 Female	£4.38
9F25F to 9F25F	£4.88

Modem Leads

25Male to 9Female	£4.08
25Male to 25Female	£3.78

PC Link Leads

Intals 25M to 25M	£3.88
-------------------	-------

Patch Lead

25Male to 25Male	£3.60
36Male to 36Male	£2.60

Internal Leads

Floppy Cable A/B	£2.28
Hord Disk 2xIDE	£1.65
Hord Disk	

EVERYDAY PRACTICAL ELECTRONICS

THE No.1 MAGAZINE FOR ELECTRONICS TECHNOLOGY & COMPUTER PROJECTS

VOL. 31 No. 11 NOVEMBER 2002

PROJECT BUILDING

As most readers will realise, interest in electronics has waned somewhat over the years. Not so very long ago there were half a dozen UK magazines covering the subject, now the only one you will find on most newsagents' shelves is *EPE*. This trend has also been reflected around the globe with magazines folding or being merged in the USA and Australia, where there were also a good number of competing magazines not so long ago. Despite this, *EPE* is a very healthy magazine thanks to strong and loyal response from readers.

One thing I have often encouraged readers to do is to actually build some projects, as opposed to just reading about them, and over the last year it is encouraging to see that happening. Our p.c.b. sales are up by 75% year on year, so, even though there are fewer magazines, our readers are showing a growing interest in the constructional side of electronics, which can only be good for the future.


It is also interesting to see exactly what readers are building and p.c.b. sales show that PIC-based projects are very popular. Additionally, the old favourite of test gear remains high on readers' interests. In fact, eight of the top ten projects have been PIC-based and four of the top ten have been test gear.

It had become obvious to us which project was way out in front from the correspondence and general interest shown in it – *PIC Toolkit Mk3* (October and November 2001), which also gives a very clear indication of the way things are going.

PICs FOR ALL

Whilst we realise that PIC programming in assembler is not for everyone and a good number of readers simply buy pre-programmed chips, we would like to make sure everyone can benefit from using a programmable chip; hence our new *PICAXE Projects* series starting in this issue. Max Horsey has drawn on his experience in teaching GCSE students to bring us half a dozen projects that are not only easy to build but also very easy to program in BASIC. So if you are still hesitating to program your own projects we hope this will help you to "get your feet wet".

The first three projects in the short series are in this issue – six more will follow over the next two months.



AVAILABILITY

Copies of *EPE* are available on subscription anywhere in the world (see opposite), from all UK newsagents (distributed by COMAG) and from the following electronic component retailers: Omni Electronics and Yebo Electronics (S. Africa). *EPE* can also be purchased from retail magazine outlets around the world. An Internet on-line version can be purchased and downloaded for just \$9.99US (approx £7) per year available from www.epemag.com

SUBSCRIPTIONS

Subscriptions for delivery direct to any address in the UK: 6 months £15.50, 12 months £29.50, two years £54; Overseas: 6 months £18.50 standard air service or £27.50 express airmail, 12 months £35.50 standard air service or £53 express airmail, 24 months £66 standard air service or £101 express airmail.

Online subscriptions, for downloading the magazine via the Internet, \$9.99US (approx £7) for one year available from www.epemag.com.

Cheques or bank drafts (in £ sterling only) payable to *Everyday Practical Electronics* and sent to EPE Subs. Dept., Wimborne Publishing Ltd. 408 Wimborne Road East, Ferndown, Dorset BH22 9ND. Tel: 01202 873872. Fax: 01202 874562. Email: subs@epemag.wimborne.co.uk. Also via the Web at: <http://www.epemag.wimborne.co.uk>. Subscriptions start with the next available issue. We accept MasterCard, Amex, Diners Club, Switch or Visa. (For past issues see the *Back Issues* page.)

BINDERS

Binders to hold one volume (12 issues) are available from the above address. These are finished in blue p.v.c., printed with the magazine logo in gold on the spine. Price £6.95 plus £3.50 p&p (for overseas readers the postage is £6.00 to everywhere except Australia and Papua New Guinea which cost £10.50). *Normally sent within seven days but please allow 28 days for delivery – more for overseas.*

Payment in £ sterling only please. Visa, Amex, Diners Club, Switch and MasterCard accepted. Send, fax or phone your card number and card expiry date with your name, address etc. Or order on our secure server via our UK web site. Overseas customers – your credit card will be charged by the card provider in your local currency at the existing exchange rate.

Editorial Offices:

EVERYDAY PRACTICAL ELECTRONICS EDITORIAL
WIMBORNE PUBLISHING LTD., 408 WIMBORNE ROAD EAST,
FERNDOWN, DORSET BH22 9ND
Phone: (01202) 873872. Fax: (01202) 874562.

Email: enquiries@epemag.wimborne.co.uk

Web Site: www.epemag.wimborne.co.uk

EPE Online: www.epemag.com

EPE Online Shop: www.epemag.wimborne.co.uk/shopdoor.htm

See notes on **Readers' Technical Enquiries** below – we regret lengthy technical enquiries cannot be answered over the telephone.

Advertisement Offices:

EVERYDAY PRACTICAL ELECTRONICS ADVERTISEMENTS
MILL LODGE, MILL LANE
THORPE-LE-SOKEN, ESSEX CO16 0ED

Phone/Fax: (01255) 861161

Editor: MIKE KENWARD

Deputy Editor: DAVID BARRINGTON

Technical Editor: JOHN BECKER

Business Manager: DAVID J. LEAVER

Subscriptions: MARILYN GOLDBERG

Administration: FAY KENWARD

Editorial/Admin: (01202) 873872

Advertisement Manager:

PETER J. MEW, Frinton (01255) 861161

Advertisement Copy Controller:

PETER SHERIDAN, (01202) 873872

On-Line Editor: ALAN WINSTANLEY

EPE Online (Internet version) Editors:

CLIVE (MAX) MAXFIELD and ALVIN BROWN

READERS' TECHNICAL ENQUIRIES

E-mail: techdept@epemag.wimborne.co.uk

We are unable to offer any advice on the use, purchase, repair or modification of commercial equipment or the incorporation or modification of designs published in the magazine. We regret that we cannot provide data or answer queries on articles or projects that are more than five years old. Letters requiring a personal reply **must** be accompanied by a **stamped self-addressed envelope or a self-addressed envelope and international reply coupons**. All reasonable precautions are taken to ensure that the advice and data given to readers is reliable. We cannot, however, guarantee it and we cannot accept legal responsibility for it.

COMPONENT SUPPLIES

We do not supply electronic components or kits for building the projects featured, these can be supplied by advertisers (see *Shoptalk*).

We advise readers to check that all parts are still available before commencing any project in a back-dated issue.

ADVERTISEMENTS

Although the proprietors and staff of *EVERYDAY PRACTICAL ELECTRONICS* take reasonable precautions to protect the interests of readers by ensuring as far as practicable that advertisements are *bona fide*, the magazine and its Publishers cannot give any undertakings in respect of statements or claims made by advertisers, whether these advertisements are printed as part of the magazine, or in inserts.

The Publishers regret that under no circumstances will the magazine accept liability for non-receipt of goods ordered, or for late delivery, or for faults in manufacture.

TRANSMITTERS/BUGS/TELEPHONE EQUIPMENT

We advise readers that certain items of radio transmitting and telephone equipment which may be advertised in our pages cannot be legally used in the UK. Readers should check the law before buying any transmitting or telephone equipment as a fine, confiscation of equipment and/or imprisonment can result from illegal use or ownership. The laws vary from country to country; readers should check local laws.



TUNING FORK/ METRONOME

JOHN BECKER

Thrill everyone by at long last getting your instrument properly tuned!

PROCLAIMED the Bard, "If music be the food of love, play on". Fine sentiments indeed, but only justified if the music's well tuned and on beat! This PIC-based design can help you ensure that your serenades at least start off with the correct notes – even if you do then play them in the wrong order.

The PIC microcontroller accurately generates the initial seven natural notes of an octave, A to G, any of which can be selected via a switch, as can one of two octaves, commencing at 220Hz or 440Hz. It can output the selected tone to headphones or a speaker, at a panel-controlled level.

It also compares its own tone with the frequency of an acoustically or electrically input note, and indicates via an l.e.d. (light emitting diode) how closely the two signals match. Lots of flashing and you're way off – no flashing and you're spot-on (or the battery's dead!).

A metronome mode can be selected in place of the tuning fork, and it outputs a "click-track" which can be set for different time signatures with an accented down beat.

This design originated at about the same time as the author's *StyloPIC* (July '02). Its software-generated tuning principles are based on the same additive technique as that


design, in which fractions as well as integers are used to set the frequency. This allows greater tuning precision to be achieved than is possible with the more conventional integer-only additive techniques. The principle is discussed at greater length in the *StyloPIC* article.

CIRCUIT DIAGRAM

The Tuning Fork/Metronome circuit diagram is shown in Fig.1. Its upper section comprises the PIC microcontroller and the audio output stage. The lower part is for the audio input and tuning indicator.

It is intended that a 9V battery should be used to power this circuit, although any d.c. supply between about 7V and 12V could be used. The input voltage is reduced to 5V by voltage regulator IC3. This supplies power to most of the circuit, with the exception of the audio output amplifier, which is powered at the full supply voltage. This reduces the current load placed on IC3.

A PIC16F84 microcontroller (IC1) is used, operated at 4MHz as set by crystal X1. In Tuning Fork mode the PIC generates a square wave frequency on its RA0



output pin. The frequency is selected via the first seven positions of binary-coded-decimal (BCD) switch S5. The octave range is selected by switch S3.

The selected tone from RA0 is a.c. coupled via capacitor C7 to the amplifier stage around IC2a. Here the signal amplitude can be varied by potentiometer VR2. The gain range is from nil (no note heard) to a maximum of approximately $\times 0.5$, in other words, an attenuation of the signal to about half its peak-to-peak level from RA0, from 5V pk-pk to about 2.5V pk-pk.

Op.amp IC2a is capable of supplying a current of about 1A and this is more than adequate to feed via socket SK1 to a pair of headphones or a small loudspeaker. Low or high-impedance headphones can be used, those known as "personal" headphones are ideal. The loudspeaker can be any between about 8Ω and 40Ω , but the latter is preferable to save on battery power. The unit may also be plugged into the line socket of any normal amplifier.

Components R9 and C11 prevent instability in IC2a. Note that this device is a dual power op.amp of which the second half is not used. It has been chosen because over the years the author has found it to be well-suited to applications such as this.

AUDIO INPUT

External frequencies can be input from acoustic or electronic musical instruments. For acoustic instruments, the circuit around op.amp IC4a is used. A small electret microphone, MIC1, picks up the audio signal from the instrument. It is a.c. coupled via capacitor C14 to the non-inverting input (pin 3) of IC4a, with resistors R12 and R13 setting the d.c. level at this pin to about 2.5V.

Resistors R14 and R15, plus capacitor C5, set the amplification of this stage to about 100. From IC4a pin 1, the amplified signal is output to switch S6, through which it can be routed to another gain stage based around IC4b.

Switch S6 can alternatively select the signal path to IC4b to be via socket SK2. It is here that electronically generated music signals can be plugged in, ideally with a peak-to-peak amplitude of about 1V, although signal amplitudes well to either side of this can be used.

From switch S6, the signal is a.c. coupled by capacitor C16 to potentiometer


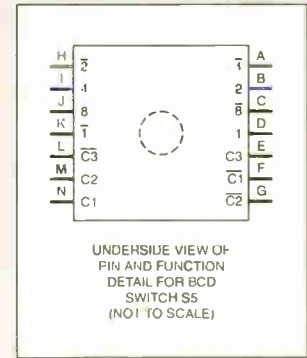
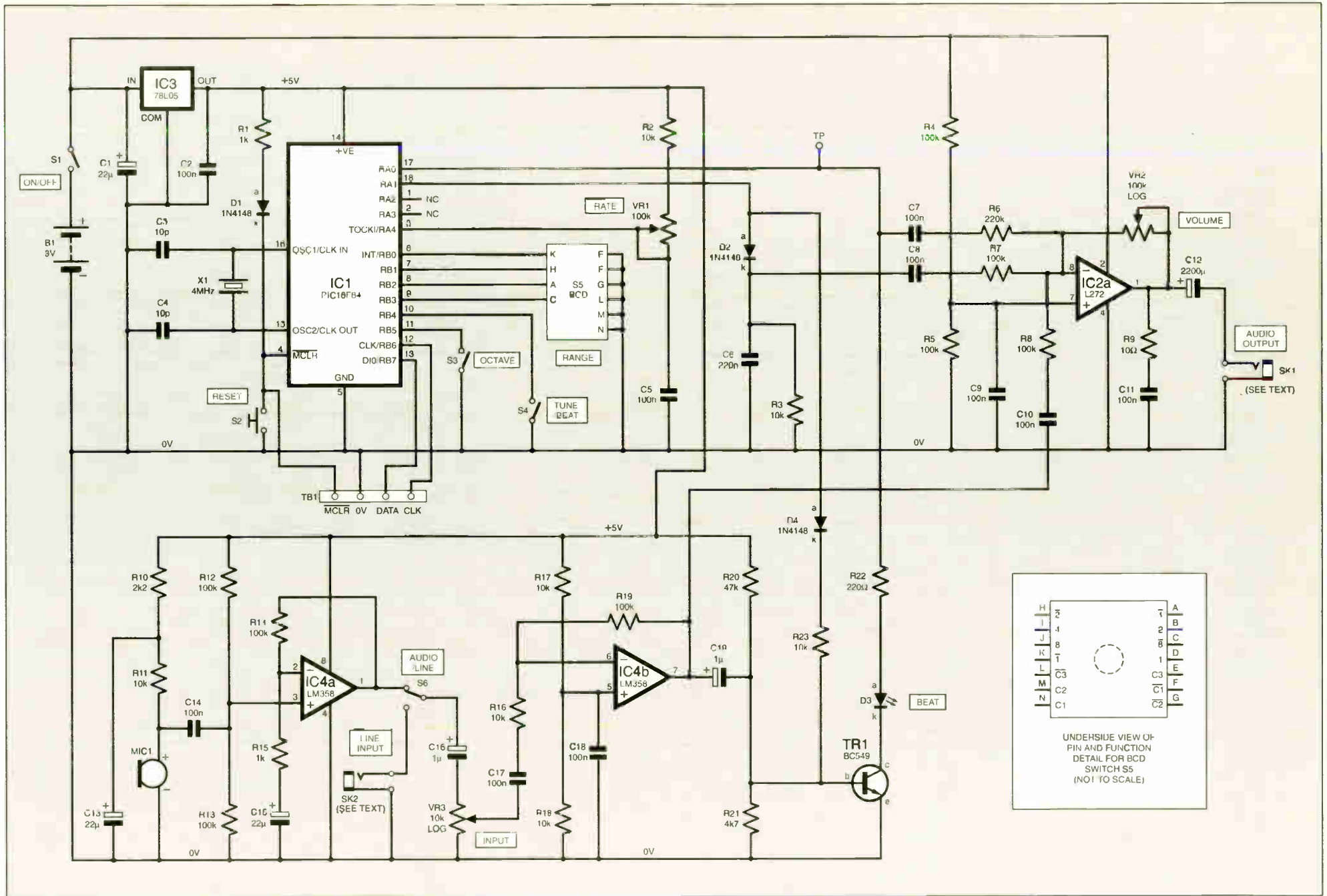


Fig. 1. Complete circuit diagram for the Tuning Fork and Metronome.



VR3, which allows the input signal amplitude to be varied from nil to maximum. The signal is then a.c. coupled by C17 to the inverting input of IC4b (pin 6). This stage provides a gain of about $\times 10$, as set by resistors R16 and R19. Resistors R17 and R18 set a midway reference level on IC4a's non-inverting input, pin 5.

From IC4b, the signal is a.c. coupled to the final stage, around transistor TR1, which is biased by resistors R20 and R21 to just below its "turn on" voltage of about 0.6V. In the presence of sufficiently strong signals from IC4b, TR1 is repeatedly switched on and off in sympathy with their high and low peaks. This causes l.e.d. D3 to turn on and off accordingly, provided that TR1's collector path via R22 and D3 is biased high via its connection to IC1 pin RA0, the same pin that sends the internally generated tone to IC2a.

Diode D3 will only turn on if RA0 is high (+5V) and TR1 is also turned on. In other words, TR1 behaves as an AND gate. It will be seen that if the frequencies applied to TR1 via RA0 and IC4b both have their phases high at the same time, D3 will turn on. If the phases are opposite to each other, one high the other low, D3 will be turned off.

EYE CATCHING

With widely differing frequencies at the two sources, the l.e.d. will be turned on and off at a rate faster than the eye can distinguish, so appearing to be fully on, although possibly not quite as bright. As the frequencies become more closely matched, the l.e.d. will be seen to flash at a progressively slower rate. When the two frequencies match identically, one of two situations will occur. If their phases are opposite, the l.e.d. will be held fully off. If the phases are the same, the l.e.d. will appear to be held fully on.

The art of tuning a musical instrument so that its frequency is the same as the PIC-generated one, is to keep tuning the instrument so that the l.e.d. is seen to flash at a progressively slowing rate, and then stop flashing when the two frequencies match. Whether the l.e.d. at that point is either on or off is irrelevant.

This tuning technique should be used intelligently! If one signal is the harmonic of the other, it may *appear* through observing the l.e.d. that tuning accuracy has been achieved. To make sure that this is not the case, briefly listen to the audio signal from IC2a and from your instrument. It should be apparent whether the instrument frequency is at the same fundamental tone, or simply producing harmonically related tones. If in doubt, alternate between the two settings of switch S6, and listen for differences between the single and dual tones.

The acoustic matching of tones, of course, is the technique by which musicians tune their instruments against each other, or against a mechanical tuning fork. This Tuning Fork can be used in this manner too.

MATCHING AUDIO BEATS

You are no doubt aware that when tuning an instrument to match another frequency, it is the harmonic relationships that you listen for. Just as the l.e.d. flashing rate

changes as the separation of the two frequencies narrows, so the ear is hearing a slowing "beat frequency" as the frequency waveforms "slide over" each other, sometimes enhancing each other, sometimes cancelling. When the frequencies match, the beat frequency ceases, leaving just the identical fundamental frequency of each source.

This tuning method has also been provided as an additional facility. The amplified external signal from IC4b is also fed to the inverting input of IC2a, via C10 and R8. This causes it to be mixed with the PIC-generated signal, and the resulting beat frequency within the mixed tones at the output will be heard clearly, provided the amplitudes of the internal and external frequencies are similar.

As the external frequency will be roughly a square wave when it is output from IC4b, the tonal qualities of the two signals should be fairly well matched. (Acoustically comparing a sine wave with a square wave, for example, tends to be more difficult than comparing two sine waves or two square waves.)

METRONOME

The Metronome facility is selected by switch S4. In this mode, the PIC generates a series of pulses at its pin RA1 output. These are fed via diode D2 to amplifier IC2a from where they can be heard as clicks. Between them, diode D2, resistor R3 and capacitor C6 cause the click to start loudly and then die away.

There are eight click patterns that can be generated, in which a heavier click is heard at regular intervals. The heavier beat, the *accent*, is produced by the PIC generating a slightly longer pulse than the others in the sequence. The range is: 1/1 (no accent), 1/2 (accent every second beat), 1/3, 1/4, 1/5, 1/6, 1/7 and 1/8 (accent every eighth beat). Switch positions 9 and 10 also generate 1/1 and 1/2 patterns.

The accented beat also briefly turns on l.e.d. D3, by applying a biasing current to the base of transistor TR1 via resistor R23 and diode D4, with the collector current provided by RA0, as before. The l.e.d. should be a high brightness type so that the brief pulse shows more readily.

The rate of click generation is controlled by potentiometer VR1. Although the PIC is a device with digital-only input ports, it is possible to use them to respond selectively to varying external analogue voltages.


Resistor R2, potentiometer VR1 and capacitor C5 form an RC network whose charge rate can be controlled by varying the resistance of the VR1 path.

The PIC has been programmed to initially set output RA4 low, so discharging capacitor C5. RA4 is then set as an input which, being at a high impedance, allows C5 to recharge via R2 and VR1. The software constantly reads this input, initially responding to it as being at logic 0, because C5 has been discharged to below the input's logic 0 threshold.

When the voltage across C5 rises above the input's logic 1 Schmitt trigger threshold, this changed logic condition is recognised by the software, which again sets RA4 as an output, discharging C5, and the cycle repeats.

Each time the RA4 input change from low to high is recognised, the PIC outputs a pulse at RA1. A counter determines whether the pulse is short or long, i.e. normal or accented. The counter's roll-over value is determined by the BCD value set by switch S5.

It will be seen that by varying the resistance of VR1, the interval between pulses can be changed, so changing the metronome's click rate. The range on the prototype is approximately 28 to 360 beats per minute, depending on the exact value of capacitor C5 (which is likely to have a tolerance range of about 10 per cent). The maximum rate can be lowered by increasing the value of R2.



COMPONENTS

Resistors

R1, R15	1k (2 off)
R2, R3,	
R11, R16 to	
R18, R23	10k (7 off)
R4, R5,	
R7, R8,	
R12 to	
R14, R19	100k (8 off)
R6	220k
R9	10Ω
R10	2k2
R20	47k
R21	4k7
R22	220Ω

All 0.25W 5% carbon film or better

Potentiometers

VR1	100k rotary carbon, lin
VR2	100k rotary carbon, log
VR3	10k rotary carbon, log

Capacitors

C1, C13,	22μ radial elect. 16V
C15	(3 off)
C2, C5,	
C7 to C11,	
C14, C17,	100n ceramic, 5mm pitch
C18	(10 off)
C3, C4	10p ceramic, 5mm pitch
	(2 off)
C6	220n ceramic, 5mm pitch
C12	2200μ radial elect. 16V
C16, C19	1μ radial elect. 16V (2 off)

Semiconductors

D1, D2, D4	1N4148 signal diode
	(3 off)
D3	red l.e.d., high
	brightness, plus
	mounting clip
TR1	BC549 npn transistor
IC1	PIC16F84
	microcontroller,
	preprogrammed
	(see text)
IC2	L272 dual power op.amp
IC3	78L05 +5V 100mA
	voltage regulator
IC4	LM358 dual op.amp

Miscellaneous

B1	9V PP3 battery and
	connecting clip
MIC1	electret microphone
	insert
S1, S3,	
S4	min. s.p.s.t. (or s.p.d.t.)
	toggle switch (3 off)
S2	min. push-to-make switch
S5	binary-coded-decimal
	switch
S6	min. s.p.d.t. toggle switch
SK1, SK2	3.5mm jack socket (2 off)
	(see text)
X1	4MHz crystal

Printed circuit board, available from the EPE PCB Service, code 374; plastic case, 150mm x 80mm x 50mm; p.c.b. mounting supports (4 off); knobs for VR1 to VR3, S5 (4 off); 8-pin d.i.l. socket (2 off); 18-pin d.i.l. socket; connecting wire; solder, etc

Approx. Cost
Guidance Only

£30
excl. batt.

See
SHOP
TALK
page

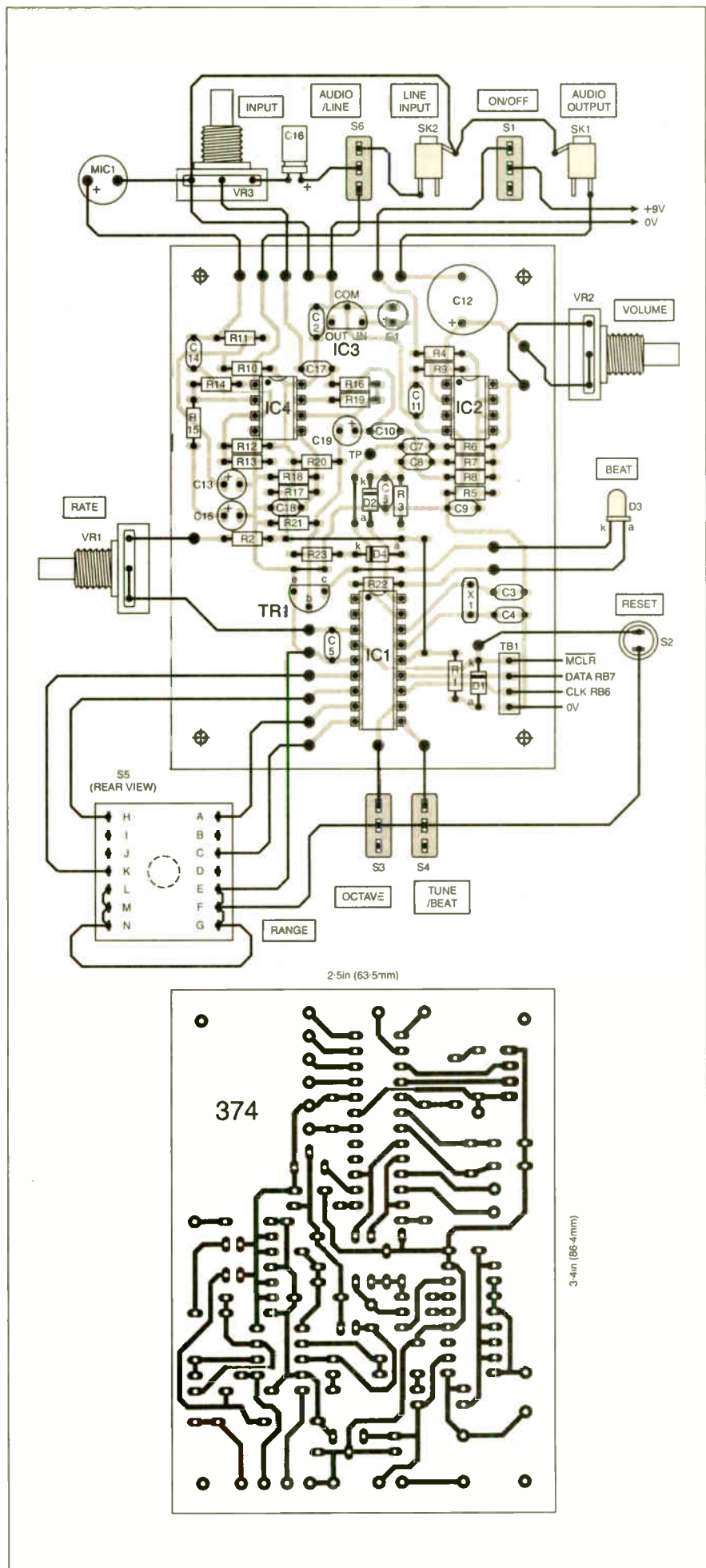


Fig.2. Printed circuit board component layout and full-size copper foil master track pattern for the Tuning Fork and Metronome.

As usual with the author's designs, pins via which the PIC microcontroller can be programmed, by Toolkit TK3 for instance, are included in the usual order and notated as TB1. Resistor R1 and diode D1 allow external PIC programming voltages to be safely applied.

SOFTWARE

The software is available for free download from the *EPE* ftp site. This is most easily accessed via the main page of the *EPE* web site at www.epemag.wimborne.co.uk. At the top is a click-link saying FTP site (downloads), click it then click on PUB and then on PICS, in which screen you will find the Tuning Fork folder.

There are four files, suffixed ASM (TASM), OBJ (TASM), HEX (MPASM) and MSG. The HEX file includes embedded configuration data, plus embedded values for the data EEPROM. OBJ users should set the PIC configuration for XT crystal, WDT off, POR on. The MSG file holds the tuning data, arranged in the format suitable for loading into the PIC's data EEPROM via TK3's Message Send option, but this is only necessary if using the OBJ file.

The software can also be obtained on 3.5-inch disk (Disk 5) from the Editorial office. There is a nominal handling charge to cover admin costs. Details are given on the *EPE PCB Service* page, and in this month's *Shoptalk*, which also gives details about obtaining preprogrammed PICS.

CONSTRUCTION

Details of the component and tracking layouts for this design's printed circuit board (p.c.b.) are shown in Fig.2. This board is available from the *EPE PCB Service*, code 374.

Assemble in order of component size (or any order you have become accustomed to) and not forgetting the few link wires. Insert 1mm terminal pins for all off-board connections. Use a socket for IC1, and preferably for IC2 and IC4 as well. Make sure that all polarity sensitive components (electrolytic capacitors, diodes, transistor and i.c.s) are inserted the correct way round.


Only insert IC3 at this time. Don't insert the other i.c.s until the correctness of the 5V output from IC3 has been proved.

The prototype was housed in a plastic case measuring 150mm x 80mm x 50mm. The relative positions of the holes that need to be drilled can be seen in the first photograph. Don't forget the hole behind which the electret microphone is mounted - hot-melt glue was used to hold it in position in the prototype. If a larger case is used, a small speaker could be mounted inside, with suitable holes drilled to let the sound out.

The sockets were 3.5mm types in the prototype but should be selected to suit the equipment with which they are to be used.

The off-board wiring details are also shown in Fig.2. Note especially the connections to the BCD switch S5. The letters shown are also molded into the switch's body near its pins. The correct order of use must be followed. Ensure that the microphone insert is connected the right way round as it is a polarised device.

Double check the correctness of your component insertion and of your soldering before applying power. Having switched



on, check that +5V is present at the output of IC3. Always disconnect the power if things are not as they should be and when inserting or extracting components.

When all is seen to be well, insert the two op.amps and the preprogrammed PIC, and check that all the controls do as intended.

TUNING ADJUSTMENT

It is likely that the tuning will be well within the range of that normally regarded as correct. However, there will be slight differences between clock rates of individual versions, due to the crystal-generated frequency not being at exactly 4MHz. As with other component types, crystal values have a manufacturing tolerance spread (quoted in their datasheets).

This section describes how you can change the overall tuning range. It should be done in conjunction with a highly accurate frequency generator or counter (having at least one decimal place in its displayed values), or against a good quality mechanical tuning fork or pitch pipes.

Tuning values for all 14 notes are held in two blocks within the PIC's data EEPROM (where they are placed during programming, or using the MSG file as referred to earlier). When the PIC has been newly programmed, the two blocks are identical, the second being regarded as the "author's default" values, those which held true with the prototype.

Pitch tuning can be shifted symmetrically across all 14 notes, both upwards and downwards. The author's default values can also be recalled to replace the user's own values should the need arise. Tuning of individual notes is not allowed for, nor is it desirable since the frequency relationship between each note is mathematically derived. Consequently, any frequency shift is applied relative to each note's mathematical ideal.

Thus if you increase lowest Note A from 220Hz to 221Hz, Note A at the next octave up (Concert A) is automatically increased from 440Hz to 442Hz, exactly twice that of the lower note.

To change the pitch of the entire 14-note block, set switch S5 to positions 8, 9 or 10, in which positions the unit ceases to generate an output frequency. Then press and release Reset switch S2, which causes the program to restart from the beginning. During the initialisation, it recognises if

positions 8, 9 or 10 have been selected and the program jumps to an appropriate correction routine if they have.

If position 8 is selected, a decrease in pitch is performed, position 9 causes an increase in pitch, while position 10 results in the author's defaults being restored.

Any changes actioned are automatically stored back to the first block in the data EEPROM, where they remain even after power has been switched off, being recalled again when the unit is next switched on.

Tuning adjustment is in relation to the value held in the MSB (most significant byte) of the 2-byte tuning value in the author's default block. For example, if tuning upwards is needed, the author's MSB is retrieved from the EEPROM, halved and added to the LSB (least significant byte) of the value for the equivalent note in the user's block, automatically incrementing the user's note MSB if a carry (rollover of the LSB) results from the addition. The process is automatically repeated for all 14 notes in a single batch.

Similarly, if a decrease in pitch is required, half the value of the author's MSB is subtracted from the user's LSB. Restoration of the author's defaults simply entails copying their values into the user's EEPROM block.

Each adjustment is only performed once for any call via the Reset option. The Reset switch may be repeatedly pressed with S5 in any of the correction positions. If it is position 8 or 9 that has been selected, repeated decrement or increment occurs.

After correction has been called, switching S5 to position 7 or lower causes the PIC to start generating its selected output frequency, using the newly changed values. Be aware that if S5 is already set to one of the corrective positions when power is being switched on, that too will cause a change to the tuning in the same way as caused by Reset switch S2.

CONCLUSIVELY HARMONIOUS

Once you are satisfied that the PIC Tuning Fork and Metronome are behaving correctly, you can at last get your instrument in tune. Then go and feed the heart of your loved one with a more appropriate musical diet than you've previously provided! □

SPECIAL
READER -
SEE WEBSITE
FOR DETAILS

PROTEUS

VSM

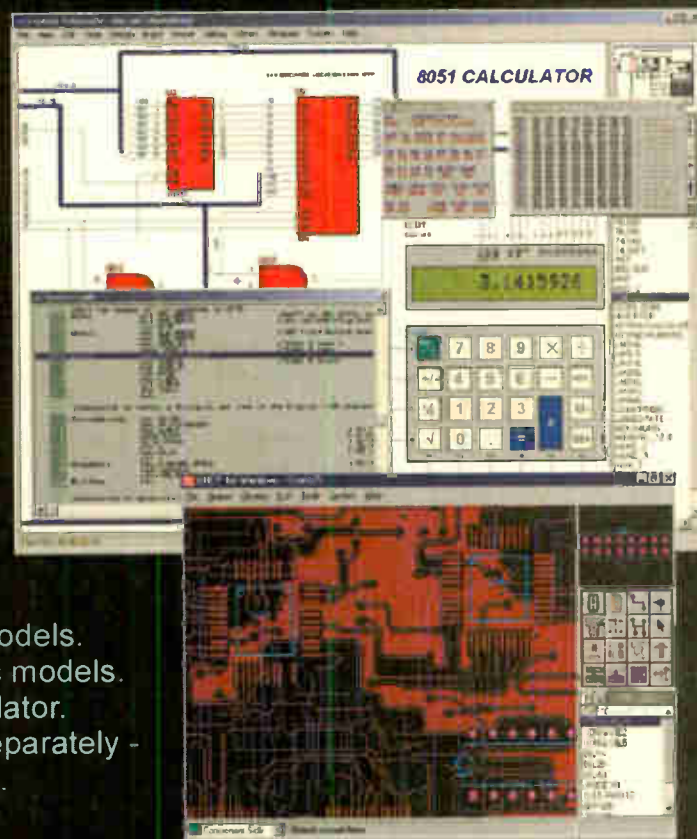
Virtual System Modelling

Build It In Cyberspace

www.labcenter.co.uk

*Develop and test complete micro-controller designs without building a physical prototype. PROTEUS VSM simulates the CPU and any additional electronics used in your designs. And it does so in real time. **

- CPU models for PIC and 8051 and series micro-controllers available now. 68HC11 coming soon. More CPU models under development. See website for latest info.
- Interactive device models include LCD displays, RS232 terminal, universal keypad plus a range of switches, buttons, pots, LEDs, 7 segment displays and much more.
- Extensive debugging facilities including register and memory contents, breakpoints and single step modes.
- Source level debugging supported for selected development tools.
- Integrated 'make' utility - compile and simulate with one keystroke.
- Over 4000 standard SPICE models included. Fully compatible with manufacturers' SPICE models.
- DLL interfaces provided for application specific models.
- Based on SPICE3F5 mixed mode circuit simulator.
- CPU and interactive device models are sold separately - build up your VSM system in affordable stages.
- ARES Lite PCB Layout also available.




labcenter

*E.g. PROTEUS VSM can simulate an 8051 clocked at 12MHz on a 300MHz Pentium II

Write, phone or fax for your free demo CD - or email info@labcenter.co.uk.
Tel: 01756 753440. Fax: 01756 752857. 53-55 Main St, Grassington. BD23 5AA.

Learn About Microcontrollers



PIC Training & Development System

The best place to start learning about microcontrollers is the PIC16F84. This is easy to understand and very popular with construction projects. Then continue on using the more sophisticated PIC16F877 family.

The heart of our system is a real book which lies open on your desk while you use your computer to type in the programme and control the hardware. Start with four very simple programmes. Run the simulator to see how they work. Test them with real hardware. Follow on with a little theory....

Our complete PIC training and development system consists of our universal mid range PIC programmer, a 306 page book covering the PIC16F84, a 262 page book introducing the PIC16F877 family, and a suite of programmes to run on a PC. The module is an advanced design using a 28 pin PIC16F872 to handle the timing, programming and voltage switching requirements. The module has two ZIF sockets and an 8 pin socket which between them allow most mid range 8, 18, 28 and 40 pin PICs to be programmed. The plugboard is wired with a 5 volt supply. The software is an integrated system comprising a text editor, assembler disassembler, simulator and programming software. The programming is performed at normal 5 volts and then verified with plus and minus 10% applied to ensure that the device is programmed with a good margin and not poised on the edge of failure. Requires two PP3 batteries which are not supplied.

- Universal mid range PIC programmer module
 - + Book Experimenting with PIC Microcontrollers
 - + Book Experimenting with the PIC16F877 (2nd edition)
 - + Universal mid range PIC software suite
-+ PIC16F84 and PIC16F872 test PICs. £157.41
- UK Postage and insurance. £ 7.50
- (Europe postage & Insurance. . £13.00. Rest of world. . £24.00)

Experimenting with PIC Microcontrollers

This book introduces the PIC16F84 and PIC16C711, and is the easy way to get started for anyone who is new to PIC programming. We begin with four simple experiments, the first of which is explained over ten and a half pages assuming no starting knowledge except the ability to operate a PC. Then having gained some practical experience we study the basic principles of PIC programming, learn about the 8 bit timer, how to drive the liquid crystal display, create a real time clock, experiment with the watchdog timer, sleep mode, beeps and music, including a rendition of Beethoven's *Für Elise*. Finally there are two projects to work through, using the PIC16F84 to create a sinewave generator and investigating the power taken by domestic appliances. In the space of 24 experiments, two projects and 56 exercises the book works through from absolute beginner to experienced engineer level.

Ordering Information

Telephone with Visa, Mastercard or Switch, or send cheque/PO for immediate despatch. All prices include VAT if applicable. Postage must be added to all orders. UK postage £2.50 per book, £1.00 per kit, maximum £7.50. Europe postage £3.50 per book, £1.50 per kit. Rest of World £6.50 per book, 2.50 per kit.
Web site:- www.brunningssoftware.co.uk

NEW 32 bit PC Assembler

Experimenting with PC Computers with its kit is the easiest way ever to learn assembly language programming. If you have enough intelligence to understand the English language and you can operate a PC computer then you have all the necessary background knowledge. Flashing LEDs, digital to analogue converters, simple oscilloscope, charging curves, temperature graphs and audio digitising. Kit now supplied with our 32 bit assembler with 84 page supplement detailing the new features and including 7 experiments PC to PIC communication. Flashing LEDs, writing to LCD and two way data using 3 wires from PC's parallel port to PIC16F84.

- Book *Experimenting with PCs* £21.50
- Kit 1a 'made up' with software £52.00
- Kit 1u 'unmade' with software £45.00

C & C++ for the PC

Experimenting with C & C++ Programmes teaches us to programme by using C to drive the simple hardware circuits built using the materials supplied in the kit. The circuits build up to a storage oscilloscope using relatively simple C techniques to construct a programme that is by no means simple. When approached in this way C is only marginally more difficult than BASIC and infinitely more powerful. C programmers are always in demand. Ideal for absolute beginners and experienced programmers.


- Book *Experimenting with C & C++* £24.99
- Kit CP2a 'made up' with software £32.51
- Kit CP2u 'unmade' with software £26.51
- Kit CP2t 'top up' with software £12.99

The Kits

The assembler and C & C++ kits contain the prototyping board, lead assemblies, components and programming software to do all the experiments. The 'made up' kits are supplied ready to start. The 'top up' kit is for readers who have already purchased kit 1a or 1u. The kits do not include the book.

Hardware required

All systems in this advertisement assume you have a PC (386 or better) and a printer lead. The experiments require no soldering.



Experimenting with the PIC16F877

The second PIC book starts with the simplest of experiments to give us a basic understanding of the PIC16F877 family. Then we look at the 16 bit timer, efficient storage and display of text messages, simple frequency counter, use a keypad for numbers, letters and security codes, and examine the 10 bit A/D converter.

The 2nd edition has two new chapters. The PIC16F627 is introduced as a low cost PIC16F84. We use the PIC16F627 as a step up switching regulator, and to control the speed of a DC motor with maximum torque still available. Then we study how to use a PIC to switch mains power using an optoisolated triac driving a high current triac.

Mail order address:

Brunning Software 138 The Street, Little Clacton, Clacton-on-sea, Essex, CO16 9LS. Tel 01255 862308

WHAT ARE TRIVISTORS?

Barry Fox asks if any readers know the answer

HOW many readers have heard of a "trivistor" valve or tube? A web search is likely to throw up only postings from people trying to find out more about trivistors.

The hare has been set running by British hi-fi company Musical Fidelity, whose new Tri-Vista 3000 stereo amplifier costs £4000 and delivers 340 watts per channel.

Musician Anthony Michaelson, who founded Musical Fidelity twenty years ago, says he also knows next to nothing about the trivistors he uses in the new amplifier. He bought what is believed to be the only remaining batch from an American dealer who is very secretive about his source. The unlabelled valves were made in 1982 (it is believed by Sylvania) after the US military found out that Russian fighters were using valves to withstand an electromagnetic pulse, the electrical shock wave generated by a nuclear explosion which fries microchips. So trivistors are literally bombproof.

They are tiny glass tubes with wires protruding from one end, for soldering to a p.c.b. Musical Fidelity reverse-engineered samples to find out the best drive voltages. The valves are used in the front end of the amplifier, can handle very high powers and withstand heavy shocks, without microphony. Overload and accelerated ageing tests suggest they should last for 100,000 hours.

Some web postings are sceptical, suggesting the whole thing is some sort of hoax. But Musical Fidelity has a good reputation in the hi-fi business and the Tri-Vista amplifier is getting a good reception from independent reviewers. Anthony Michaelson says he too is intrigued, and tried in vain to find out more about trivistors. If any reader has hard fact information we will pass it on to him.

SPONSORING STUDENTS

ELECTRONIC design specialists GSPK Design Ltd of Knaresborough have teamed up with the Department of Electronic and Electrical Engineering (EEE) at the University of Sheffield to help guide entrepreneurial students to realise their potential.

The University annually matches students to Yorkshire-based companies to give them the opportunity of a work placement over summer months and GSPK Design Ltd are a dedicated sponsor of this scheme.

For further information browse www.gspkdesign.ltd.uk.

SEHR GUT!

THE Friwo AA rechargeable NiMH battery with 1400mAh capacity has been awarded the top rating of "Sehr Gut" ("very good") by the German Consumer Magazine *Stiftung Warentest*. Now available with a remarkable 2000mAh capacity, the cost savings through using it are said to be "enormous". It is quick-charge capable and suitable for 1.5V applications.

Haredata, who sent us the press release, comment that from an environmental point of view the correct choice is NiMH batteries because they do not contain heavy metals such as cadmium, lead or mercury. The batteries can be recycled and in some countries there are recycling schemes.

For more information contact Haredata, HSP Ltd., Hyde House, Victoria Avenue, Harrogate HG1 1DX. Tel: 01423 543000. Fax: 01423 543017.

Email: sales@haredata.co.uk.

Maplin's Catalogue

MAPLIN Electronics have recently launched their 2002/2003 catalogue, introducing over 2300 new products, over 1400 price reductions and "exciting new product ranges for the radio enthusiast".

New to this edition, which is in its 30th year, is the Information centre, packed with over 50 pages of hints and tips, including how to connect your communications equipment. The catalogue contains colour-code sections intended for easier use, and there is detailed product information.

Maplin say they have made internal changes to make it even easier to order, with the call centre now open seven days a week, 24 hours a day. Orders can be placed via mail order and the website as well as by visiting one of the 65 stores nationwide. Orders placed before 7.30pm will be despatched the same day.

To receive a copy of the catalogue, which costs £3.99, call the mail order line on 0870 264 6000, visit the website at www.maplin.co.uk, or visit your local Maplin Electronics store.

KEELOQ TRANSDUCERS




R.F. SOLUTIONS LTD tell us that they have introduced a chipset that gives an easy to use drop-in solution for designers of both radio and infra-red transmitter-receiver circuits. The devices, which have been designed to achieve the maximum possible range, use the KEELOQ code hopping protocol, to give highly secure operation.

The chipset is suitable for use in a wide range of applications that includes automotive alarm systems, gate and garage openers, electronic door locks and burglar alarms. The ability of the decoder to learn up to 50 encoder devices allows multi-user systems to be easily established.

Housed in 8-pin DIP (standard) or SOIC (surface mount) packages, the devices can be easily inserted into a circuit. The RF600E encoder requires only the addition of input switches and r.f. circuitry. The RF600D decoder has four digital outputs that may be configured as either momentary or latching to give 15 possible states. A serial data output is also provided.

For more information contact R.F. Solutions, Dept EPE, Unit 21, Cliffe Industrial Estate, South Street, Lewes, East Sussex BN8 6JL. Tel: 01273 488880. Fax: 01273 480661. Email: sales@rfsolutions.co.uk. Web: www.rfsolutions.co.uk.

WATERPROOF INDICATOR



LASCAR Electronics have expanded their range of 4-20mA loop powered process indicators by introducing the DPM742-BL. The indicator has a 3-5 digit display with 12.7mm digit height and programmable decimal points. L.E.D. backlighting is available (requiring a separate power supply) ensuring a visible display in low light conditions.

An optional 1P67 rated bezel protects the indicator against moisture and particles in hostile environments. Calibrated by two multitrans potentiometers, the indicator offers a wide adjustment range and has a low drift bandgap reference circuit for accurate readings over a wide temperature range. Prices start at £42.45.

For more information on the DPM742-BL and all Lascar's digital panel meters and data loggers, contact Lascar Electronics Ltd., Module House, Whiteparish, Salisbury, Wilts SP5 2SJ.

Tel: 01794 884567. Fax: 01794 884616.

Email: lascar@netcomuk.co.uk. Web: www.lascarelectronics.com.

STUCK-UP PIRACY

By Barry Fox

SURELY the oddest idea yet for preventing Internet piracy comes from Sony's Epic record label. Instead of getting an advance copy of the latest Epic CDs, music reviewers in the US have been receiving Walkman CD players with the discs already inside and ready to play through headphones. This is not a sudden flush of generosity from Sony. The lid of each Walkman has been glued shut and the headphone plug glued into its socket. The object is to stop the reviewer taking out the disc and making an MP3 copy to put on the Internet. The glued-in headphone plug is to stop people connecting the socket to a recorder.

Readers who use DIY glues may well think that the one thing all glues can be relied on to do, is come unstuck. Presumably Sony also assumes that no music reviewer is clever enough to cut through the headphone wire and attach it to a recorder.

Magtrix Connectors™

'For Batteries, PCBs
and Electronics'

Send for leaflet Today

Tel: 01254 830761 Fax: 01254 830408

Email: sales@magtrix.co.uk

Website: www.magtrix.co.uk

YOU WON'T GET YOUR FINGERS BURN'T

It may surprise you but buying an Antex soldering iron costs less than you think in the long run. British made to exacting standards, they last significantly longer than imported brands. And with a wide range of thermally balanced soldering irons, you can pick up a "fixed temperature" or "in-handle" temperature model that will suit your needs perfectly.

None of which will burn a hole in your pocket.

If your hobby demands the best iron for the job but you don't want to get your fingers burnt by the cost, visit our website or your electronics retailer for the coolest models around.

Pick up an

A N T E X

Not just any old iron.



www.antex.co.uk


2 Westbridge Industrial Estate Tavistock
Devon PL19 8DE Tel 01822 613565




BS2-IC




BS2-SX



BS2E-IC



BS2P/24



BS2P/40

Parallax BASIC Stamps - still the easy way to get your project up and running!



Serial Alphanumeric and Graphic Displays, Mini-Terminals and Bezel kits

www.milinst.com



Animated Head



3-Axis Machine



Six-Legged Walkers



Robotic Arms



Bipeds

Robotic models for both the beginner and the advanced hobbyist



Servo Drivers




Motor Drivers



On-Screen Displays



DMX Protocol



U/Sound Ranging

Animatronics and Specialist Interface-Control Modules



Quadravox MP3 & Speech Systems



SensoryInc Voice Recognition



Parallax Ubicom Tool Kits



Tech-Tools PIC & Rom Emulators




BASICMicro PIC BASIC Compilers

Development Tools

Milford Instruments Limited Tel 01977 683665, Fax 01977 681465, sales@milinst.com

CIRCUIT SURGERY



**ALAN WINSTANLEY
and IAN BELL**

We investigate the operating temperatures of l.e.d.s – just how brightly can a white l.e.d. safely glow? Plus a Teach-In 2002 follow-up using op.amps on single supplies.

Single Supply

Noel Harvey followed *Teach-In 2002* (our ten part series sub-titled *Making Sense of the Real World* – our guide to using sensors to measure the environment). He has been trying to adapt the circuits in Part Two, *EPE* December 2002 to single supply use. He writes by email:

“Once again, thanks for an excellent Teach-In 2002 series. However, help on the following two points would be appreciated. My sensor (single-sided 5V supply) gives an output from 210mV to 4.87V. To take full advantage of an LM311 comparator (single-sided power supply 12V DC), the sensor signal is being sent through an LM358 op.amp with a gain of 2.15 to give an output range from 0.451V to 10.5V (keeping the maximum output at least 1.5V below the 12V power supply).”

The centre circuit (non-inverting amplifier) of your Fig.2.3 page 845 is being used with R1 = 6.63k and R2 = 7.63k. It works beautifully. However, could you suggest how the offset of 0.451V may be reduced, using a single-sided power supply? All the circuits I have seen doing this have double-sided power supplies.”

Classic op.amp circuits are powered using two equal and opposite (positive and negative) supply voltages, with the signal referenced to ground (0V). This is not usually too much of a problem for mains powered circuits but can be a nuisance if you are using batteries. To give you an idea, the split-supply and single-supply circuits for

a typical inverting amplifier are shown in Fig.1.

The half-supply voltage reference indicated in Fig.1b can be obtained using a simple potential divider as shown in Fig.2. Reasonably high value resistors should be used to prevent excessive power consumption. Noise on the supply line can get straight into the amplifier via the potential divider – a decoupling capacitor is used to help reduce this.

The split supply circuit is easy to use because signals referenced to ground are in the middle of the opamp’s supply range. The signal can go either positive or negative without straying outside the acceptable input range. For a single supply circuit it is sometimes possible to reference signals to the half-supply voltage, but in many cases the system ground has to be used – equivalent to referencing the signal to the negative rail in a split supply system.

This means that decoupling capacitors may be needed to remove the d.c. offset to prevent the input signal going outside the op.amp’s input range (e.g. if the signal goes negative with respect to system ground in Fig.1b). For relatively high frequency circuits this is not too much of a problem, but if the circuit is processing very slowly changing (effectively d.c.) signals, coupling capacitors may not be an option.

If we do not want to use coupling capacitors the op.amp circuit has to provide a d.c. shift as well as an amplify function. The basic specification of this type of circuit states a range of input voltages which are mapped onto a range of output

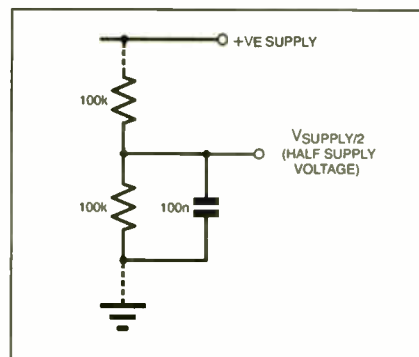


Fig.2. Half-supply voltage for single-supply op.amp circuits.

voltages. In *Teach-In 2002* we used a split-supply circuit to do this (see Fig.2.6 on page 845, Dec. 2001). Only one form of circuit is needed – we can swap V_{in} and V_{ref} to obtain positive or negative gain.

For the single supply case the situation is a little more complicated. There are four situations (and four circuits) depending on (i) whether the gain is positive or negative (i.e. does the output voltage increase or decrease as the input voltage increases?); and (ii) whether the d.c. shift required is positive or negative.

We do not have the space to go into all the details here, but fortunately you can download a detailed design document on this subject by Ron Mancini of Texas Instruments. It is called “Single Supply Op Amp Design Techniques” and is available as a PDF at <http://www.s.ti.com/sc/psheets/sloa076/sloa076.pdf>.

For Noel Harvey’s example we need to map an input range of 0.21V to 4.87V onto an output range of 0V to 10.5V the required circuit function is therefore:

$$V_{out} = m \times V_{in} - b = 2.25V_{in} - 0.4725V$$

This is obtained using the circuit in Fig.3, for which approximately

$$m = 1 + \frac{R_F}{R_G}$$

and

$$b = V_{supply} \times \left(\frac{R_F}{R_G} \right) \left(\frac{R_2}{R_1 + R_2} \right)$$

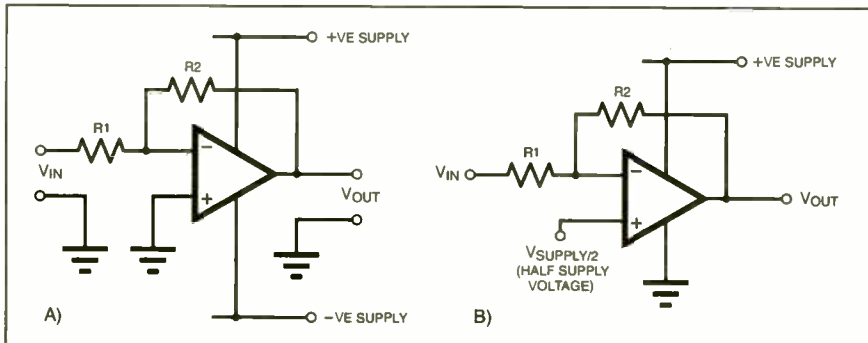


Fig.1. Split (a) and single (b) power supplies for an inverting op.amp circuit.

So we get $R_F = 1.25R_G$ and $R_1 = 30.75R_2$ for this application ($V_{supply} = 12V$). R_1 and R_2 must have much smaller values than R_F and R_G . If the op.amp's load is too small it may not perform properly when the output voltage is near the supply rails.

Single supply op.amps usually need an input common mode range that includes the supply rails and should have an output that can go all the way to the rails too. As battery operation is common in single supply operation, low minimum supply voltages are often required as well as low power consumption.

Before using any op.amp you must check the data sheet to determine the type of power supply it was designed for, and the ranges of supply, common mode input, and output voltages it supports. Op.amps not designed for single supply use, or even as the Texas Instruments document shows, "older generation" single supply opamps (including the LM358) may perform very poorly in single supply circuits, so take care! The recent increase in the use of mobile electronics means that a good selection of modern single supply, low power op.amps is now available. *IMB*.

● Note that there were corrections to some of the drawings and captions of Part Two of *Teach-In 2002*, see p.63 Jan. 2002.

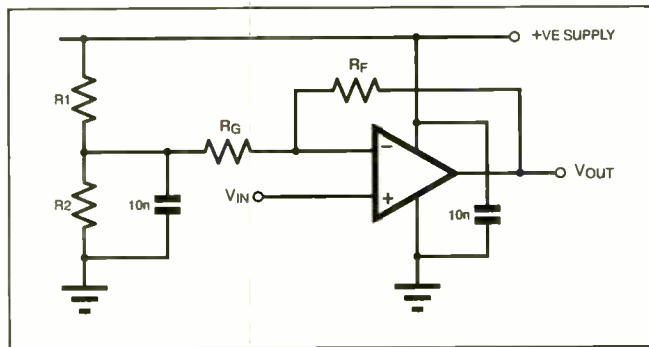


Fig.3. Single supply circuit to provide positive gain and negative d.c. shift.

L.E.D. Lamp Temperatures

I'm interested in the new high-brightness white l.e.d.s and Andy Flind's L.E.D Super Torch published in EPE September 2001. I recently purchased a cycle lamp which uses one 5mm extreme brightness white l.e.d. in a purpose-designed plastic lens. The lamp uses four AA alkaline cells and contains a 47 ohm resistor in series with the light-emitting diode. I took the following measurements with my multimeter:

Battery voltage: 6.3V off-load, 5.85V with load

Voltage across resistor: 2.25V

Voltage across l.e.d.: 3.6V

Current: 55mA.

I expected to find a higher value resistor in the above circuit. Would you advise the use of rechargeable Ni-Cad cells to reduce the risk of premature l.e.d. failure? John Anderson, London.

The question arises, just how brightly can you force an l.e.d. to operate without damage? Is there a safe maximum figure for current? The trick for manufacturers is to know just how high a forward current can flow without compromising reliability. Let's examine some of these factors in more detail.

The forward current is given in the manufacturer's data sheet. It is not known which brand of l.e.d. is used in your lamp but *average current* figures seem to be around 30mA or so according to a data sheet for the Hewlett Packard (now, Agilent) HLMP-CW range. However the data sheet also spells out a peak of 100mA absolute maximum rating at 25°C.

The main limiting factor is actually the *temperature rise* of the light-emitting semiconductor junction. Just like the thermal performance of a commercial p.c.b. which is designed to avoid "hot spots", the l.e.d. peak current relates to the *current density* in amperes per square centimetre, that the semiconductor chip can tolerate before being damaged. This is the ultimate measure of how hard you can drive an l.e.d., though for short high intensity bursts of light a more power-efficient strobed or pulsing signal of 100Hz to 1kHz would be used rather than driving an l.e.d. full-on with a d.c. source.

When any semiconductor device such as a power transistor or integrated circuit dissipates power, it's necessary to ensure that the temperature of the semiconductor chip is not permitted to rise above a maximum figure (say 125°C). Various materials get in

the way and prevent heat from being carried efficiently away to ambient: plastic resins, internal connecting wires and steel transistor cans, for example. If we conduct the heat away fast enough by using heatsinks, then the chip temperature will be kept down to a safe level.

Unfortunately, plastic l.e.d. encapsulations are poor at

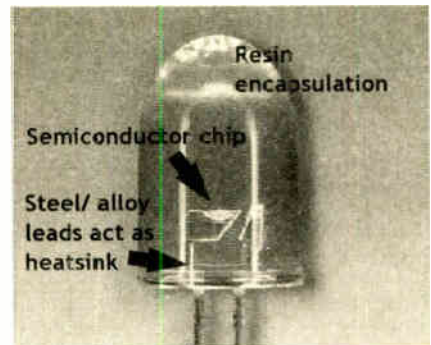
conducting heat away from the light-emitting chip, and this shows in the l.e.d.'s high thermal resistance values compared with, say a power transistor

Calculate Temperature

Trying to figure out how hot an l.e.d. becomes is something generally ignored by hobbyist designers, but it can be an important part of the design process. If we know an l.e.d.'s ambient temperature and the thermal resistances in an l.e.d. assembly, we can calculate what the l.e.d. junction temperature is likely to be and compare it against maximum ratings. We can do this for the cycle lamp by utilising thermal resistance calculations as follows:

The power dissipation is measured in watts so the l.e.d. dissipates $3.6V \times 0.055A = 0.2W$. We will assume an ambient temperature of 25°C around the l.e.d. Let's assume a thermal resistance from the l.e.d. semiconductor junction to the mounting lead of 240°C/watt, as quoted in a typical data sheet.

We then need to include the thermal resistance from the p.c.b. copper track to ambient air, say at least 100°C/watt. This is because some of the heat will be conducted away courtesy of the p.c.b. tracks. For worst case calculations (e.g. very fine copper traces), increase this value two or three



The internal structure of a typical l.e.d.

fold or more, because a higher system thermal resistance impedes heat flow away from the chip.

The total thermal resistance opposing the flow of heat from the l.e.d. chip to ambient is therefore at least 340°C/watt.

The l.e.d. junction temperature T_J is given by (power in watts \times total thermal resistance in (C/watt) + ambient temperature in Celsius).

$$\text{i.e. } T_J = (0.2 \times 340) + 25^\circ\text{C} = 93^\circ\text{C}.$$

Sun light

Now before we say that the value seems high, we don't know anything about the p.c.b. design (or even if there is one at all – which would increase the thermal resistance considerably), so these figures are for guidance only. The maximum junction temperature rating of a typical HP/Agilent 5mm white l.e.d. is 100°C so using that as an example it can be seen that the l.e.d. is working within its maximum limits. By pulsing the l.e.d. with a fast square wave instead, the average power dissipation will be lowered by the duty factor percentage: with a 25% duty factor T_J is just 42°C.

We don't know what the rated figure of the specified lamp l.e.d. actually is, or what heatsinking is available to the chip, but a forward current of 55mA seems to tally roughly with a figure I have seen for some components' $I_{D.C. MAX}$ d.c. absolute maximum currents of 50mA.

Obviously, lowering the voltage can only increase the l.e.d. reliability. The Ni-cad battery pack you suggested using will offer 4-8V instead of 6V and means the current through the l.e.d. will be reduced, but a Ni-cad's voltage follows a "plateau" so the brightness is likely to tail off without much warning. In practical terms this could happen at the most inconvenient time, whereas ordinary alkaline cells may give you more warning of their impending demise.

At this point I would add that in the UK such l.e.d. lamps should not be used as a main source of lighting, but they can be used along with cycle lamps that comply with BS6102/3. Like many l.e.d. and halogen systems, your own l.e.d. lamp does not comply with the British Standard for cycle lighting.

As far as l.e.d. reliability goes, the MTBF (Mean Time Between Failure) of HP/Agilent's precision white l.e.d.s is quoted as 1.2 million hours at 74°C. I calculated that cycling at a constant 30 m.p.h. for this period (137 years) would take you 36 million miles – the distance between the planet Mercury and the Sun! *ARW*.

TRANSIENT TRACKER

THOMAS SCARBOROUGH

Solve a "spiky" problem with this easy-build mains transient detector

DOMESTIC mains outlets provide a nominal 230V a.c. in many parts of the world – or in the USA, a nominal 115V a.c. It is not unusual, however, for sudden "skips" to occur in the mains voltage, measuring up to 1,000V (1kV) and higher. These are called *mains transients* – also referred to as *spikes*. Where such "skips" last longer than 10 milliseconds, they are referred to as *surges*.

It need hardly be said that a piece of equipment which has been designed to run off 230V a.c. could be seriously damaged by a 1,000V transient – in fact by far less than this. A typical transient waveform is shown in Fig.1a.

The point at which damage occurs to various kinds of electrical equipment is hard to quantify. This depends not only on the magnitude of a transient, but on its duration, and on the equipment itself. Having said this, however, the Transient Tracker described here will give a good indication as to when a risk is present, and will enable you, without the aid of expensive or sophisticated equipment, to determine whether such transients exist on your mains supply.

TRACKING TRANSIENTS

While it is very hard to quantify the damage that particular transients are likely to cause, it is possible to give some "ball-park figures" which roughly represent a general consensus. These will of course not apply in every case.

In the case of microprocessor controlled equipment (e.g. a computer system), repetitive transients of 100V (50V in the U.S.A.) are considered sufficient to cause permanent damage *over time*, while single transients of 1,000V (500V in the USA) may cause instant physical damage. According to some estimates, mains transients are responsible for between 70 and 90 per cent of all malfunctions in microprocessor controlled equipment!

Even the smallest power disturbances (as little as 10V or 5V in the USA) are not without peril. These are capable of causing

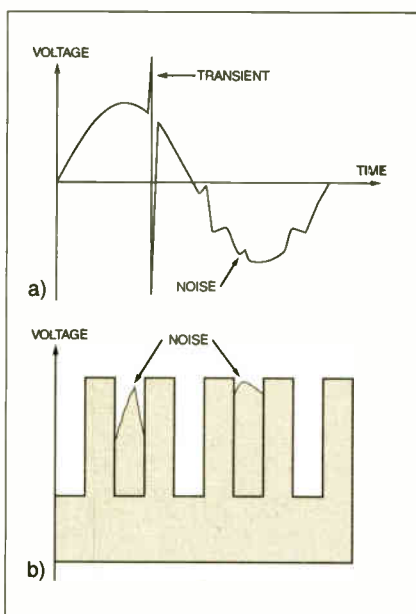


Fig.1a. A typical transient waveform and (b) power disturbance on digital signals.

operating errors, downtime, and data loss in microprocessor controlled equipment, which cost time and money. The effects of such disturbances on digital signals is shown in Fig.1b waveform. Other effects might include the spurious triggering of triac-controlled equipment, the resetting of digital clocks, or (in the author's case) the readjustment of a hi-fi system's volume.

The Transient Tracker detects mains transients above a selected level, which is adjusted by a front panel dial. It is capable of detecting transients down to less than 1 μ s, which compares favourably with the typical transient – an oscillatory event which continues for 6 μ s or 7 μ s. Its chosen scale of 0V to 270V

(0V to 135V in the USA) covers the most active part of the range. This range may be expanded or compressed and will be explained later.

Mains transients are mainly caused by lightning on the one hand, or the discharge of stored energy in inductive or capacitive components on the other. The cause of transients in the second category might include (among other things) an electric drill, a mains transformer, or fluorescent lighting. The author has a desktop lamp which, during testing of the Tracker, produced up to 800V transients while switching on and off!

CIRCUIT DESCRIPTION

The Transient Tracker has three important building blocks and these are shown in the schematic diagram Fig.2. The first is a transformerless power supply, which is chosen, for its ease of integration with direct measurements of the a.c. voltage. The second is a comparator (IC1a), which compares the mains voltage with a level selected by a potentiometer (VR2).

The third is an op.amp oscillator (IC1b), which is enabled by pulses at the output of IC1a. In this case, an op.amp oscillator is chosen specifically because it may be incorporated in a single i.c. with the comparator.

The full circuit diagram for the Transient Tracker is shown in Fig.3. The transformerless power supply is fairly standard – however, it has no transient suppressor, which would normally be wired across the Live and Neutral terminals. It goes without saying that a transient suppressor would not be a particularly good idea for a transient detecting circuit! For this reason, capacitors C1 and C2 have a

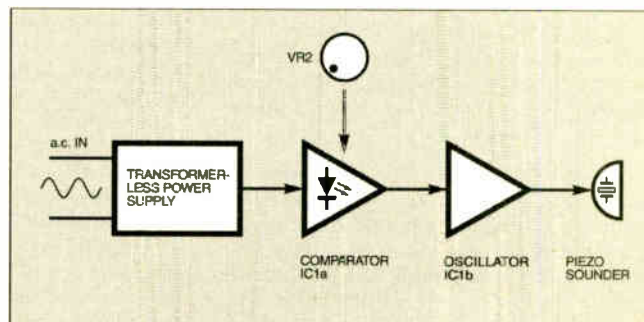


Fig.2. Block schematic diagram for the Transient Tracker.


higher "class Y" rating, which is better able to withstand the absence of the transient suppressor. These capacitors *must* be of the specified type and rating.

In brief, the flow of a.c. mains energy is considerably limited by the capacity of C1 and C2. Zener diode D3 then limits the positive voltage rectified by diode D2 to 10V, while diode D1 limits the negative voltage to 0.6V. Capacitor C3 maintains the "Zener voltage" during the mains negative half-cycle. The result is a power supply which provides about 6mA at 10V.

FIRST AID

Fuse FS1 is provided for safety, and resistor R1 limits instantaneous current in case the circuit is connected to the mains at a high voltage point. Resistor R1 additionally limits the absorption of transients by C1 and C2. R2 prevents "reverse shock" from C1 and C2 when the unit is unplugged.

Resistors R1 to R3 *MUST* be suitably rated, with a maximum overload voltage of at least 1,200V. For this reason, specific 2W types are specified in the Components listing.



It needs to be borne in mind that the reference voltage at IC1a pin 2 is compared with a representation of the *maximum* a.c. voltage. This is not the same as the 230V (115V in the USA) *r.m.s.* value of the mains voltage. The *r.m.s.* value is multiplied by the square root of 2 to obtain the maximum value, which is 325V (163V in the USA).

Front panel layout on the completed prototype.

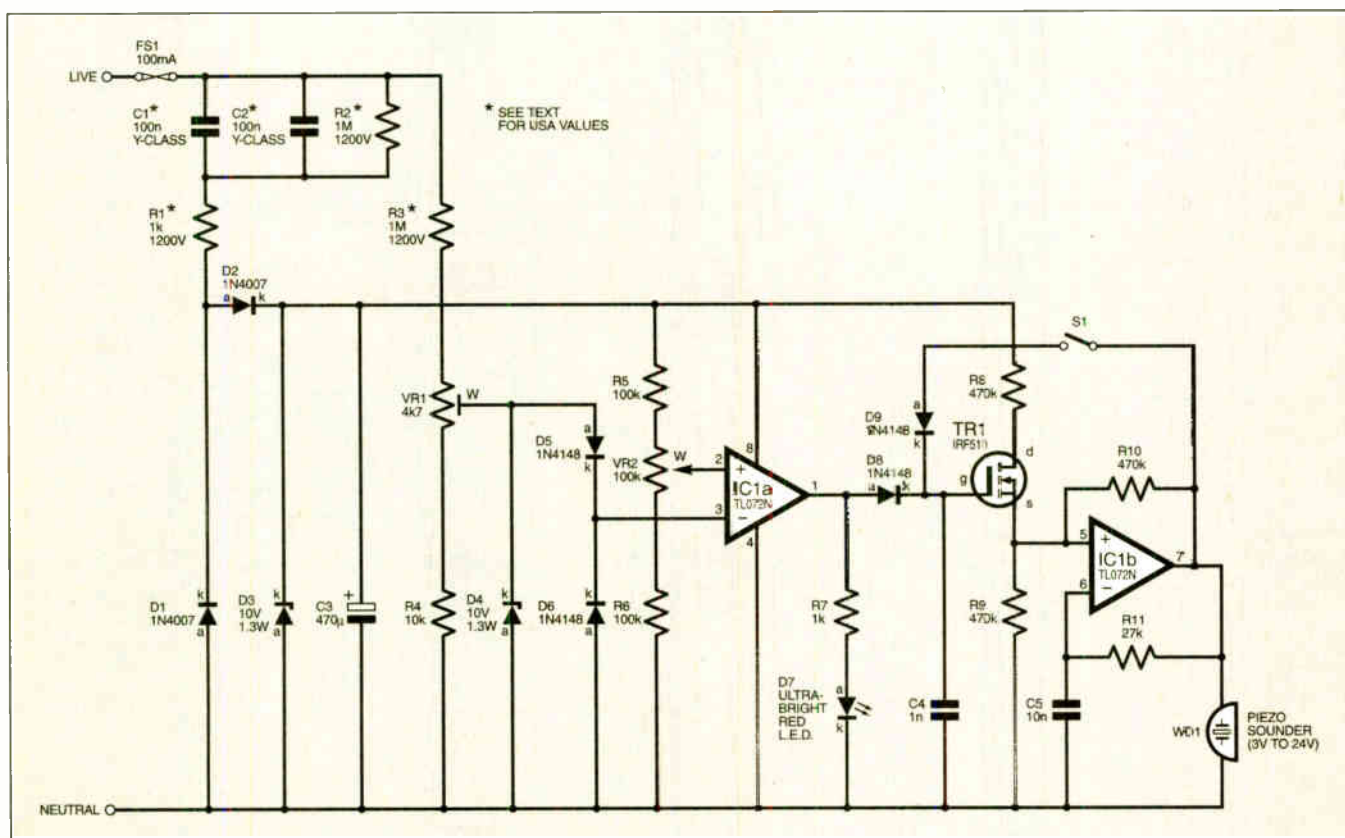


Fig.3. Complete circuit diagram for the Transient Tracker. You *must* use high quality Class-Y capacitors and high voltage resistors where indicated – see text.

IN COMPARISON

A simple comparator, formed by IC1a, compares the voltage of the mains potential divider network R3-VR1-R4 at the input pin 3 with the reference voltage at input pin 2. The reference voltage is set by potentiometer VR2, which provides detection of transients above a selected level between 0V and 270V (0V to 135V in the USA).

Zener diode D4 prevents over-voltages at IC1a input pin 3. Diodes D5 and D6 provide bi-phase rectification of the a.c. voltage at IC1a pin 3.

OSCILLATOR CIRCUIT

Op.amp IC1b forms a standard oscillator, which oscillates at a high audio frequency, determined by the values of resistor R11 and capacitor C5. This oscillator is enabled when transistor TR1 conducts. An IRF510 *n*-channel power MOSFET is chosen here, not for its power handling capability, but for its "logic MOSFET" characteristics.

Assuming that TR1 is conducting when power is applied to the circuit, capacitor C5 begins in a discharged state, with the result that IC1b's inverting input pin 5 is

negative of the non-inverting input pin 6. The output (pin 7) of IC1b is therefore "high", causing resistor R10 to be effectively in parallel with R8. Two-thirds of the supply voltage is therefore present at non-inverting input pin 6. Capacitor C5 charges via resistor R11 until the voltage across it reaches two-thirds of supply voltage, whereupon the the op.amp output starts to go negative, and so on . . .

When TR1 is in its non-conducting state, input pin 5 of IC1b is held "low", so that IC1b is unable to sustain oscillation. When capacitor C4 is charged through a

pulse from IC1a output pin 1. TR1 conducts, and IC1b is able to oscillate. As the charge on capacitor C4 drops, so does the conductance of TR1, causing the pitch of the oscillator to rapidly fall. Mains transients are thus reported with a falling "piooooo!" sound from the piezo sounder WD1.

Finally, diode D9 and switch S1 provide an important innovation. These return the output of oscillator IC1b to the "positive plate" of C4 when switch S1 is closed. This essentially turns D9 and C4 into a diode

pump, and holds TR1's gate permanently "high" when a transient is detected. In this way, the Transient Tracker may be used as a simple "logger", which reports any transient above a selected level within a desired period.

Note that if the Transient Tracker is to be constructed in the USA, the following modifications need to be made:

Add two more 100n "Y-class" capacitors in parallel with C1 and C2.

Increase the size of the case as required.

Replace R2 with an identically rated 470k resistor.

Replace the 0V to 270V calibrated scale with a 0V to 135V scale.

available from the *EPE PCB Service*, code 372.

Since this circuit is connected directly to the mains, it is of crucial importance that components should be correctly rated, inserted the right way round, and that there should be no solder bridges on the board. Also, apart from using nylon nuts and bolts to mount the p.c.b. inside the case, you should, for added safety, cover the underside mains-bearing copper tracks with insulating tape to avoid any possibility of shorting tracks together.

Alternatively, you can use self-adhesive plastic (nylon) stand-off "feet" to mount the p.c.b. inside the case. Metal mounting bolts *must not* be used as the "heads" will be exposed on the outside of the case.

Commence construction by soldering in position the solder pins and the dual-in-line (d.i.l.) socket on the board. Then solder the resistors, diodes, and l.e.d., continuing with the capacitors and transistor. Attach the "peripheral components" S1, VR2, D7, and WD1 to the solder pins via lengths of insulated multistrand wire.

COMPONENTS

Resistors

R1	1k 2W (1200V max. overload voltage)	See SHOP TALK page
R2, R3	1M 2W (1200V max. overload voltage (2 off))	
R4	10k	
R5, R6	100k (2 off)	
R7	1k	
R8, R9, R10	470k (3 off)	
R11	27k	

All carbon film 0.25W 10%, except R1 to R3

Potentiometers

VR1	4k7 enclosed carbon preset
VR2	100k rotary carbon, lin. with plastic case and spindle

Capacitors

C1, C2	100n Y-Class metallised paper or polypropylene 250V/275V a.c. (2 off)
C3	470µ radial elect. 16V
C4	1n radial tubular foil polystyrene
C5	10n ceramic

Semiconductors

D1, D2	1N4007 1000V 1A rec. diode (2 off)
D3, D4	10V 1.3W Zener diode (2 off)
D5, D6, D8, D9	1N4148 signal diode (4 off)
D7	ultra-bright red l.e.d.
TR1	IRF510 n-channel power MOSFET
IC1	TL072CN dual j.f.e.t. op.amp

Miscellaneous

X1	3V to 24V piezoelectric sounder
S1	s.p.s.t. mains rated slimline rocker switch
FS1	100mA 20mm cartridge fuse, with p.c.b. mounting holder

Printed circuit board available from the *EPE PCB Service*, code 372; plastic case, size 100mm x 62mm x 26mm approx.; 8-pin d.i.l. socket; plastic knob, with pointer, multistrand connecting wire; mains cable; cable grommet; cable tie; mains plug; nylon nuts and bolts; solder pins; solder etc.

Approx. Cost
Guidance Only

£15
excl. case

CONSTRUCTION

The Transient Tracker is built up on a small single-sided printed circuit board (p.c.b.), measuring 55mm x 80mm. Details of the topside component layout, together with the full-size underside master, are shown in Fig.4. This board is

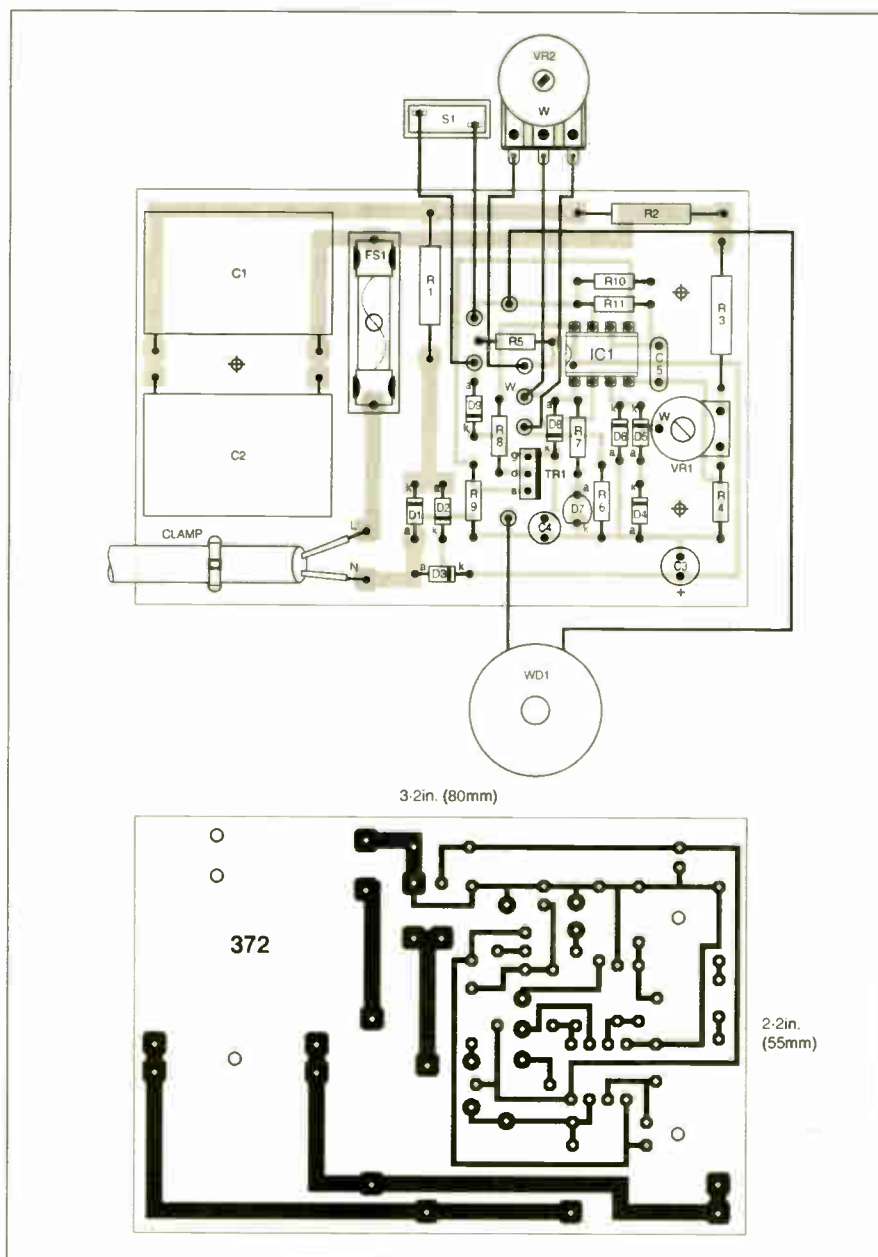


Fig.4. Printed circuit board topside component layout, wiring and full-size copper foil master for the Transient Tracker.

ASSEMBLY

A plastic case *must* be used to house the circuit board with no metal parts passing through the case to be exposed on the outside of the unit. The author used a small handheld type measuring just 100mm x 62mm x 26mm. This left no room for p.c.b. mounting plastic stand-off feet and the board was mounted using nylon nuts and bolts.

Attach a plug to a mains cable. Insert the mains cable through a grommet in the side of the case. Attach the Live and Neutral wires to the two solder pins as shown, using a cable tie to secure the mains cable firmly to the board (see photographs) – this is passed through the two holes provided. Finally, insert the 100mA fuse in the fuseholder, and IC1 in the 8-pin d.i.l. socket. Fix a knob with pointer to the shaft of VR2, and add a calibrated scale.

TAKE NOTE

If R5 and VR2 are replaced with a 220k potentiometer, the scale is increased to 920V (460V in the USA). Alternatively, if VR2 is replaced with a 47k potentiometer and a 56k resistor in series (with the 56k resistor being connected to R5), the scale is reduced to 130V (65V in the USA).


Component tolerances may vary, therefore if the piezo sounder WD1 remains silent at all settings of VR1 and VR2, increase the value of resistor R4. If it continually sounds, decrease the value of R4.

Since this circuit is directly connected to the mains, it is important that all components should meet the minimum ratings shown in the Components list.


CALIBRATION

Calibration is "a snap". First make sure that all electrical equipment in the home is momentarily switched off, and that there is not likely to be any electrical activity of any kind next door, or any electrical storms in the vicinity. Switch S1 to the "off" position. Turn preset VR1 to its mid position. Turn back potentiometer VR2 completely.

Plug the Transient Tracker into a nearby mains outlet. Piezo disc WD1 may or may not sound continuously. Holding one hand behind your back (so that the mains supply will under no circumstances find a path across the heart), and using an *insulated* screwdriver, adjust preset VR1 so that WD1 just stops sounding. *Be careful not to touch any of the circuitry – a shock from the mains can kill you.*



Completed p.c.b. mounted in its case. Note the strain relief tie securing the mains cable.



Completed prototype showing wiring to top panel mounted components.

The Transient Tracker has now been set up. Securely close the case, ensuring that the p.c.b. is fully enclosed, and that no live circuitry can be touched. Ensure that the "peripheral components" are so positioned that there are no short circuits inside the case.

To test the unit, try plugging an inductive load (for instance, a vacuum cleaner or electric drill) into the same wall outlet as the Transient Tracker, switching this load on and off a few times. In all likelihood, this will trigger the Tracker – in some cases at its highest setting.

IN USE

When a mains transient is detected above the selected level, the ultra-bright l.e.d. D7 flashes, and piezo disc WD1 sounds. Also, one may gain some impression as to the severity of a transient according to the intensity of the l.e.d.'s flash, and the pitch of WD1. The unit may respond to individual

mains transients, or (more likely) streams of mains transients that will keep WD1 sounding for minutes at a time – especially at its lower settings.

The transients which hold the greatest risk may be those caused by equipment (such as the author's desktop lamp) which is plugged into the same mains outlet as the equipment wanting protection. This makes it a particularly bad idea, for instance, to run a vacuum cleaner and a computer off the same wall outlet. Electrical storms also pose a particular risk, and if these should draw near (three seconds between the lightning and thunder), it would be best to unplug your electrical equipment – particularly microprocessor controlled equipment.

TIME LOG

If switch S1 is in the "on" position, a transient above the selected level will cause WD1 to sound continually until it is switched off, thus acting as a "logger". The Tracker is much more sensitive in this "on" position, since feedback causes even the briefest of transients to register. Some transients may otherwise be so brief that they will barely be seen or heard. With switch S1 in the "off" position, the Transient Tracker is better suited to detecting spikes, while in the "off" position it is better suited to detecting surges.

It may soon become apparent what is causing mains transients, but in some cases these may be caused by electrical equipment that is hidden, such as a hot water heater, or even an item in a neighbour's home. By selecting a level of 100V (50V in the USA), one may identify sources of mains transients which may place microprocessor controlled equipment physically at risk – as well as testing protective measures such as surge suppressors and transient voltage surge suppression systems. □

New Technology Update

Optical illumination of crystals and nano-tubes reveals their data storage potential.
Ian Poole reports

THE seed for a new idea for computer data storage has come out of some work being undertaken by researchers at the Max Plank Institute for Biochemistry.

The researchers have been using an infra-red near-field microscope to study the structure of crystals with resolutions down to nano-metres. The technique appears to have many applications. One will be for general materials research where it will reveal much about the nature of crystals under new conditions, but for the electronics industry the main focus of interest is for developing a new form of optical storage.

The new technique is different in that it uses near-field radiation. It is unlike more traditional forms of illumination that use far-field illumination. With this new approach it has been found that the response of a polar material changed very considerably, opening the new possibilities.

Concept

The researchers have used an infra-red laser beam to illuminate a nano-sized antenna to obtain resonance in a concept known as phonon resonance. The new technique enables nano-metric resolution to be obtained of the subject under observation and this enables more to be discovered about the chemical identity of the crystal, including its structural quality.

The use of infra-red wavelengths is crucial because crystals exhibit slightly different effects when illuminated by infra-red light. Under normal light they may be noted for their brilliance, but under infra-red illumination they can reflect 100% of the illumination making them appear more like a metal in this respect. The reason for this can be found in the way that the lattice atoms vibrate under the influence of the waves. It is found that they vibrate against one another, preventing the light waves entering. This phenomenon is dependent upon the frequency and hence the wavelength of the incident rays. For these crystals it occurs in the infrared spectrum. In this way the response of the crystal changes dramatically when infra-red illumination is used rather than ordinary visible light.

To observe the effects a near field infra-red microscope was used. This equipment which had been used previously was able to resolve details that were as small as a hundredth of a wavelength across. It also possessed the unique ability to distinguish the chemical composition of a crystal.

The basic technique that was used involved illuminating the needle of a scanning probe microscope with infra-red light. The needle is moved across the surface of

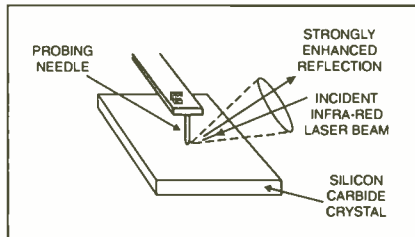


Fig.1. Diagrammatic representation of the probing needle and the laser beam illumination

the required crystal and in this way it builds up an image within the associated computer. Simultaneously the recorded infra-red light generates its image of the same area and this is used for evaluating the material composition.

The metallic needle in the microscope provides an essential function. It is found that it acts very much like a directive radio antenna, increasing the sensitivity of the system several fold.

The initial studies of the concept involved using a silicon carbide crystal. When performing measurements on this crystal it was found that the image they observed was enhanced considerably when the needle came within 30nm of the surface. This was compared with gold that is normally considered to be a very bright metal, and it was found that the silicon carbide provided an image that was two hundred times brighter.

The phenomenon is termed near-field surface phonon polariton resonance and it is only present when investigations use nanoscopic probing.

Applications

The practical applications of the phenomenon are expected to be considerable. One is in the examination of items like meteorites which are often made up from minute or nanoscale composites. Here the process would show the different composites up very easily.

However, in the electronics scenario many people are excited about the prospect of being able to use the phenomenon to provide ultra-high density storage or for use within optical integrated circuits. The high near-field signals that are obtained using silicon carbide could reliably provide a means for optical readout of data stored on the crystal. The data bits would occupy only nanoscale dimensions allowing for extremely high storage densities to be achieved. The high stability of silicon carbide both physically and chemically would mean that the storage would be very durable over long

terms, providing an extremely reliable form of storage, especially for applications such as archiving.

Much work is yet to be done before these possibilities are realised. The first step is to enhance the work being undertaken on phonon enhanced near-field interaction on different materials including semiconductors and bio-minerals. Also work is required to investigate the responses achieved when different wavelength lasers are used.

Unfortunately this means that storage devices using this principle are some way off yet, but could become an important reality in the medium term future.

Nano-emitters

In another and totally distinct development, researchers at Rice University have discovered nano-tubes that emit light. These nano-tubes have been excited by absorbing light in the visible or ultraviolet portion of the spectrum and then emitting light in the visible portion of the spectrum. The discovery was actually made in October 2001, but sufficient work had to be completed to verify and quantify the results sufficiently before any publication was made.

It is hoped that this new discovery could see nano-tubes being excited electrically and being used in new forms of display. Here they could be included in a future generation of nano-scale integrated circuits.

The development has been a joint venture between two departments at the University. One department has been manufacturing the nano-tubes, whilst the other has been undertaking the measurements. In this way the attributes of both areas is utilised.

The nano-tubes have been created in a variety of diameters and it has been found that each one has its own characteristics, absorbing and emitting light at different wavelengths. The next stage in the development is to investigate the relationship between the size of the nano-tube and the resulting absorption and emission characteristics. As little or no data is currently available this will provide a sound basis for the next stage of the work.

Whilst this development is also in its initial exploratory stages, there are distinct possibilities that the emission of light in this way may form the basis of a new form of display for the future. In view of the minute size of the nano-tubes, it may be that the definition of a display based on this technology could provide a significant improvement in performance over anything that is currently available.



A COMPLETE RANGE OF INVERTERS

150W TO 2500W - 12V & 24V

A Complete range of regulated inverters to power 220V and 240V AC equipment via a car, lorry or boat battery. Due to their high performance (>90%) the inverters generate very little heat. The high stability of the output frequency (+/-1%) makes them equally suitable to power sensitive devices.

These inverters generate a modified sine wave, which are considerably superior to the square waves which are produced by most other inverters. Due to this superior feature they are capable of powering electrical equipment such as TV's, videos, desktop & notepad computers, microwave ovens, electrical lamps, pumps, battery chargers, etc.

Low Battery Alarm

The inverters give an audible warning signal when the battery voltage is lower than 10.5V (21V for the 24V version). The inverter automatically shuts off when the battery voltage drops below 10V (20V for the 24V version). Fuse protected input circuitry.

Order Code	Power	Voltage	Price
651.581	150W Continuous	12V	£36.39
651.578	150W Continuous	24V	£36.39
651.582	300W Continuous	12V	£50.64
651.585	300W Continuous	24V	£50.64
651.583	600W Continuous	12V	£101.59
651.593	600W Continuous	24V	£101.59
651.587	1000W Continuous	12V	£177.18
651.597	1000W Continuous	24V	£177.18
651.602	1500W Continuous	12V	£314.52
651.605	1500W Continuous	24V	£314.52
651.589	2500W Continuous	12V	£490.54
651.599	2500W Continuous	24V	£490.54



All prices are inclusive of V.A.T. Carriage £6.00 Per Order

Many uses include:- Fetes * Fairgrounds * Airshows * Picnics * Camping * Caravans * Boats * Carnivals * Field Research and * Amateur Radio field days * Powering Desktop & Notepad Computers.

DELIVERY CHARGES ARE £6.00 PER ORDER. OFFICIAL ORDERS FROM SCHOOLS, COLLEGES, GOVT. BODIES, PLC,S ETC. PRICES ARE INCLUSIVE OF V.A.T. SALES COUNTER. VISA AND ACCESS ACCEPTED BY POST, PHONE OR FAX, OR EMAIL US AT SALES@BKELEC.COM ALTERNATIVELY SEND CHEQUE OR POSTAL ORDERS MADE PAYABLE TO BK ELECTRONICS.



B.K. ELECTRONICS




UNIT 1, COMET WAY, SOUTHEND-ON-SEA, ESSEX. SS2 6TR
TEL.: +44(0)1702-527572 FAX.:+44(0)1702-420243

For Full Specifications View our web site at:-

WWW.BKELEC.COM/INVERTERS.HTM



Video Surveillance



NEW PRODUCTS!!!!

Advance Colour Quad



Special features include remote control, moveable PIP and time & date stamp
SPECIAL PRICE £169.00

Miniature 100mW 1.2GHz A/V Transmitter



- Only 28 x 24 x 8mm
- 4 Channels
- 100mW
- 12V Operation

ONLY £49.00

- C-MOS B/W Camera 15mm/15mm £29.00 ■
- C-MOS Colour Camera 14mm/14mm £65.00 ■
- PCB Colour Camera w/Audio 35mm/35mm £65.00 ■
- 70mW 2.4GHz A/V Transmitter £35.00 ■
- 1.2 Watt 2.4GHz A/V Transmitter £120.00 ■
- Outdoor Colour Camera complete with Bracket, Power Supply and 30m Cable - Plug & Play £120.00 ■
- 4 Channel Receivers with built-in Switcher £90.00 ■

All prices exclude VAT & Carriage. Many more products on our website:

WWW.BITZTECHNOLOGY.COM

Tel: 01753 522 902 Fax: 01753 571 657. Email: sales@bitztechnology.com

Constructional Project

EPE HYBRID COMPUTER



PETROS KRONIS

Part 1

Real-time computation of complex system behaviour is greatly simplified by combining analogue and digital processing techniques.

HYBRID computers employ both major categories of electronic systems, the analogue and the digital. As is true with every type of system, each has its advantages and disadvantages. The hybrid system is an attempt to combine the best of both worlds.

Many people imagine analogue computers to be antique units stored away in University laboratories. But not many people realise that in some cases the analogue computer can solve a problem with admirable elegance, ease and simplicity, while the solution of the same problem on the digital computer may be virtually impossible.

A few analogue amplifiers connected together in a few minutes can give the solution to a complex problem with the units producing results in real time. A similar problem may take months to be programmed on the digital computer, provided the programmer has the skill to solve the equations.

For the digital computer to execute the program, millions of iterations have to be performed, and not in real time. Granted digital computers are now very fast, but

those tiny periods of time necessary to perform the iterations add up to considerable time periods. If anyone is still skeptical, visit the following site on the internet:

www.indiana.edu/~rcapub/v21n2/p24.html

There, you will meet Dr Jonathan Wayne Mills, associate professor of computer science at Indiana University, Bloomington, and director of the Adaptive Systems Laboratory, whose patented new analogue computer uses radically simplified electronic components and "continuous value logic" circuits, that make his computer able to work incredibly fast and process more sensory inputs than a digital computer can handle.

ANALOGUE COMPUTER

An analogue computer uses voltage as the *analogue* to represent a physical quantity, in the same way that the height of the mercury column of an old fashioned mercury thermometer represents temperature.

The analogue computer is designed to solve mathematical equations, in particular differential equations, which are especially

SPECIFICATION

- Ten analogue amplifiers
- Each amplifier can be operated as an Adder or Integrator
- Eight coefficient multipliers
- Over-voltage indicators on all amplifiers
- Three modes of operation, Compute, Hold and Reset
- Automatic or Manual mode control
- Offset null on all amplifiers
- ATOM microcontroller:
 - 8k Flash program memory
 - 384 bytes of RAM
 - 15 I/O pins
 - RS232 serial link
 - Analogue-to-digital converter
 - PWM and Timer functions
 - BASIC compiler programming
 - Integrated Development Environment (IDE)


difficult to solve manually. Differential equations describe the behaviour of physical systems, such as the suspension system of a motor car or the flight of a rocket.

The variables involved in such systems, such as the stiffness of the springs in the first example, or the thrust of the engine in the second, can be varied by simply turning the dial of a potentiometer. In this way the behaviour of the systems can be simulated, and many experiments carried out without going to the expense of constructing and testing real models.

Other advantages of the analogue computer are the speed with which it carries out the processing, and the relative simplicity with which one can formulate the problem on the computer. The disadvantage is that the range of voltage variation is limited and the measurement of that voltage is prone to errors. However, engineering is not an exact science and the analogue computer is a useful tool in the design of many engineering systems.

DIGITAL COMPUTER

In contrast to its analogue counterpart, the digital computer works by manipulating discrete voltage pulses, instead of continuously varying voltages. It has the advantage of high accuracy and repeatability of results. On the other hand, it is difficult and time consuming to program a digital computer to solve differential equations and, moreover, the programmer must



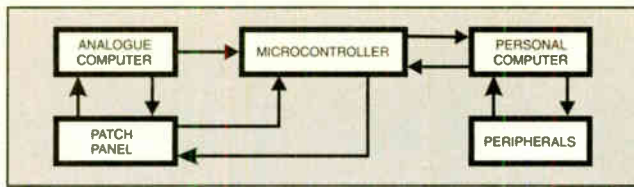


Fig.1. Block diagram of EPE Hybrid Computer.

have the mathematical ability to solve the equations in order to write the program.

The EPE Hybrid Computer employs an ATOM microcontroller system, which operates in conjunction with the analogue system and can be programmed to control it. Moreover, it can be programmed to analyse and transmit information to a PC for the display of results or for further processing if required. Fig.1 shows a diagram of the arrangement.

The analogue system is programmed by connecting its modules using wires through a patch panel. The microcontroller (MCU) has access to the control circuits of the analogue computer through the patch panel. Programming of the MCU is carried out in BASIC by means of a BASIC compiler resident in the PC (see later). Communication is through a serial link.

The MCU sends and receives data through its input and output ports and has the capability to convert analogue signals to digital by means of the built-in analogue-to-digital converter (ADC).

MAIN UNITS

The heart of the analogue computer is formed around several high gain d.c. amplifiers, or operational amplifiers (op.amps). By connecting the op.amps to various input and feedback

components, certain mathematical operations can be performed. These are, addition (and subtraction), integration, and multiplication by a constant. Differentiation can also be performed, but is generally avoided due to problems associated with noise generated by components.

Addition circuit

The diagram in Fig.2 shows the Addition circuit in which resistors are connected to the input and feedback loop of the op.amp to perform input voltage addition. The output voltage is given by:

$$V_o = -\left(\frac{R_f}{R_1}V_1 + \frac{R_f}{R_2}V_2 + \frac{R_f}{R_3}V_3 + \frac{R_f}{R_4}V_4\right)$$

Integrator circuit

With the Integrator circuit (Fig.3), with capacitor C_f in the output voltage is given by:

$$V_o = -\left(\frac{1}{R_1C_f} \int V_1 dt + \frac{1}{R_2C_f} \int V_2 dt + \frac{1}{R_3C_f} \int V_3 dt + \frac{1}{R_4C_f} \int V_4 dt\right)$$

Coefficient Multiplier

The Coefficient Multiplier (Fig.4) is used to multiply a voltage by a constant number between zero and one. This mathematical operation is usually performed without the use of an op.amp. A potentiometer is connected as shown in Fig.4. At one extreme of the slider's travel $V_o = V_{in}$, i.e. V_{in} is multiplied by one, whereas at the other extreme $V_o = 0$, i.e. V_{in} is multiplied by zero.

Any intermediate value can be set up by moving the slider. The dial of the potentiometer can be calibrated to facilitate this. However, because of the effects of load resistance, it is usual practice to measure the potentiometer output after the circuit has been connected and to ignore the scale on the dial.

By choosing suitable values for the input and feedback components, Adders and Integrators can also be arranged to apply a multiplication factor to the input voltages. Fig.5 shows the symbols and the function of each unit used in the EPE Hybrid Computer.

The circuits just described form the fundamental building blocks of an analogue computer. Other specialised circuits, such as four-quadrant multipliers, and various non-linear circuits, can be used to simulate effects such as backlash, friction, dead space, absolute values, etc., although they are not the subject of this design.

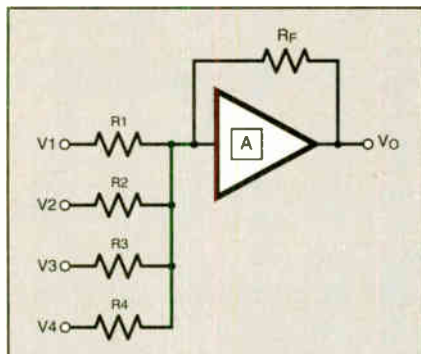


Fig.2. The Addition circuit.

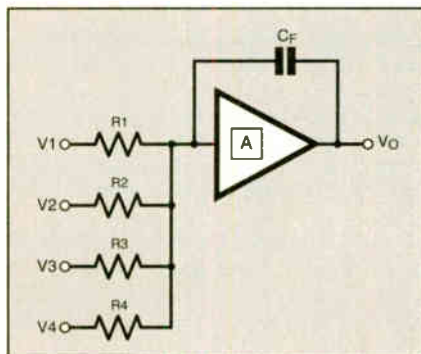


Fig.3. The Integrator circuit.

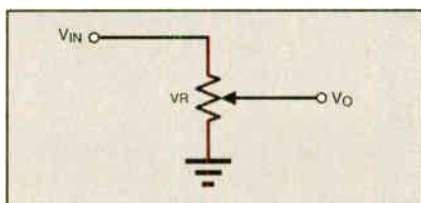


Fig.4. The Coefficient Multiplier

COEFFICIENT MULTIPLIER	MULTIPLICATION OF A VARIABLE BY A POSITIVE CONSTANT COEFFICIENT $0 < k < 1$	INPUT X OUTPUT kX
INVERTER	SIGN REVERSING, I.E. MULTIPLICATION OF A VARIABLE BY -1	INPUT X OUTPUT -X
ADDER	ADDITION OF VARIABLES INCLUDING MULTIPLICATION BY 1 OR 10	INPUTS X, Y, Z, W OUTPUT $-(X+Y+10Z+10W)$
SUMMER INTEGRATOR	SUMMATION OF THE INTEGRALS OF VARIABLES WITH RESPECT TO TIME	INPUTS X, Y, Z, W OUTPUT $-\int(X+Y+10Z+10W)$

Fig.5. Analogue computer units, their function and symbols.

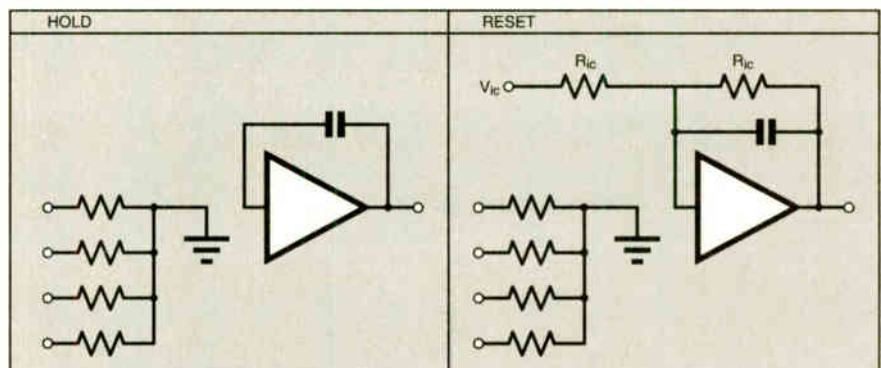


Fig.6. Circuit changes for integrators for the Hold and Reset modes.

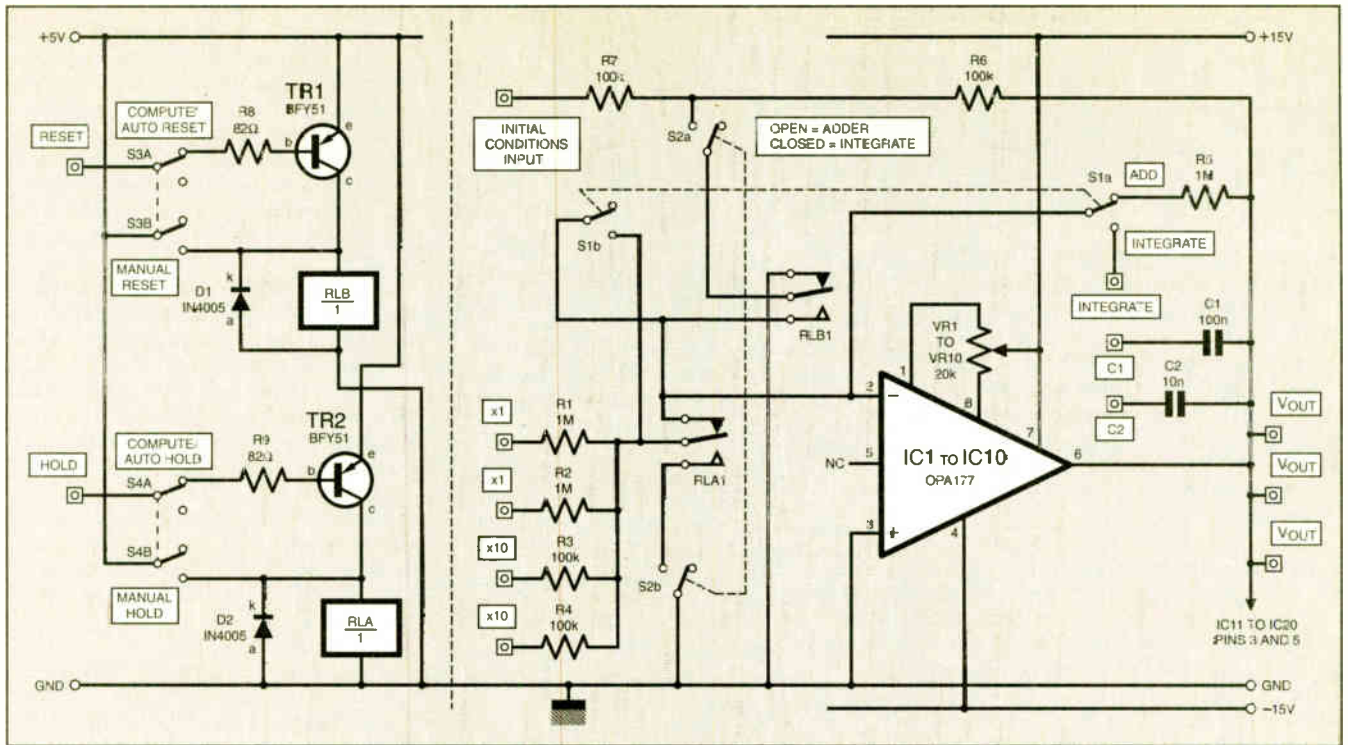


Fig.7. Circuit diagram for the Analogue Amplifier. Ten copies of this circuit are required to be built.

ANALOGUE COMPUTER CONTROL

Circuits which control the mode of operation of the analogue computer are necessary. The EPE Hybrid Computer can be operated in three modes. Compute, Hold, and Reset. In addition, an overload warning system is included which monitors the outputs of all amplifiers and gives a warning when they are about to saturate.

In the Compute mode the computer carries out the solution of the problem. Prior to this, the computer is placed in the Reset, or initial conditions mode in which the variables are allowed to take their initial values before computation begins. This mode of operation is also called "problem check". It is sometimes desirable to stop the computation to take some measurements. This is achieved by placing the computer into the Hold mode.

In the case of Adders, no change in the circuits is necessary for mode control. However, the Integrators have to be modified as shown in Fig.6.

ANALOGUE AMPLIFIER

The circuit diagram for the Analogue Amplifier is shown in Fig.7. Ten copies of this circuit are required.

Many op.amp. i.c. types can be used to make an analogue computer circuit, from the ubiquitous 741, to advanced auto-zeroed chopper stabilised op.amps such as the Microchip TC901. The device selected for this amplifier is the OPA177 high

precision op.amp., which gives very good performance at a reasonable cost.

Resistors R1 to R4 are the input resistors and R5, plus capacitors C1 and C2, are the feedback components. The values chosen give a multiplication factor of $\times 1$ and $\times 10$, to signals connected to the respectively notated inputs.

Moreover, when the amplifier operates as an Integrator, the programmer can choose C1 or C2 to be the feedback capacitor, by connecting leads to the appropriate patch panel sockets. If C2 is selected then input signals are multiplied by an additional factor of 10. In computer jargon this is known as an amplifier with a "nose gain" of 10. This means that input signals connected to resistors R1 or R2 will be multiplied by a factor of 10, whereas signals connected to R3 or R4 will be multiplied by a factor of 100.

Switches S1a, S1b, S2a and S2b, and relays RLA and RLB enable the amplifiers to be operated as Adders or Integrators, and additionally allow the selection of the three modes of operation. Relays are used instead of solid state switching to provide the total signal isolation as required. Table 1 shows the positions of these switches and relays to achieve these conditions.

Switches S4 and S3 are used to operate relays RLA and RLB

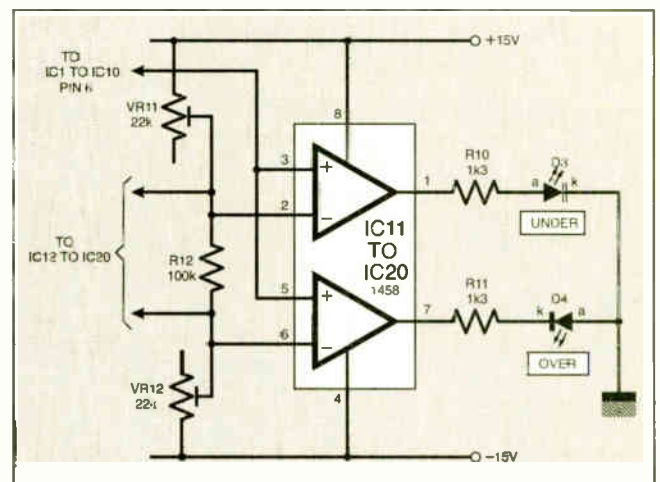


Fig.8. Overload warning circuit, ten are used.

respectively. In the position shown in the diagram the amplifiers are operating in the Compute mode but if the patch panel sockets are connected to the ATOM I/O (input/output) pins, then the ATOM has control and can place the analogue amplifiers in the Hold or Reset modes under program control.

Transistors TR1 and TR2 are necessary to amplify the signal, as the 10 relays can draw a large amount of current. Diodes D1 and D2 protect the transistors from the back e.m.f. created by the collapsing current in the coils of the relays as these are switched OFF.

OTHER SUB-CIRCUITS

Overload warning system

The Overload Warning circuit is shown in Fig.8 and is built around the 1458 dual op.amp. Reference voltages of +13V and -13V are produced across resistor R12 as set by potentiometers VR11 and VR12, and applied to the inverting inputs of IC11 to IC20. The output of each amplifier (IC1 to IC10) is applied to the non-inverting inputs

Table 1. The position of switches and relays for mode control.

Switch	Adder			Integrator		
	Compute	Hold	Reset	Compute	Hold	Reset
RLA	1	2	2	1	2	2
RLB	1	1	2	1	1	2
S1a	1	1	1	2	2	2
S1b		Closed			Open	
S2a		Open			Closed	
S2b		Open			Closed	

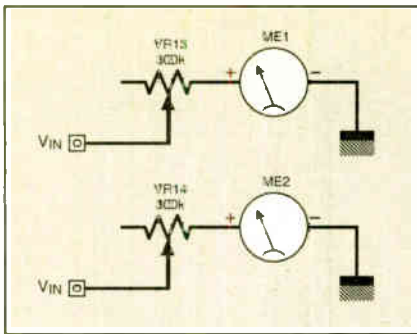


Fig. 9. Analogue voltage monitoring circuits.

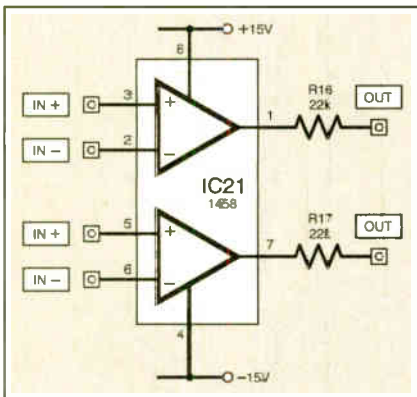


Fig. 10. Reference Voltage Cross-Detection circuit.

of the overload op.amps (IC11 to IC20). Light emitting diodes (l.e.d.s) D3 and D4 are lit when the amplifier output voltage exceeds its reference voltage.

Analogue display

Panel meters ME1 and ME2, as shown in Fig. 9, can be used to display the output of the analogue amplifiers. Potentiometers VR13 and VR14 provide sensitivity control. These units are useful when the programmer wishes to monitor an output without going to the trouble of transferring the results to the PC.

Reference voltage cross detection

The Reference Voltage Cross-Detection circuit in Fig. 10 also uses the 1458 dual op.amp. It can be used to produce a control signal when a voltage crosses a predefined value.

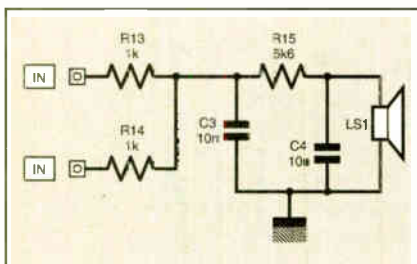


Fig. 11. Audio circuit.

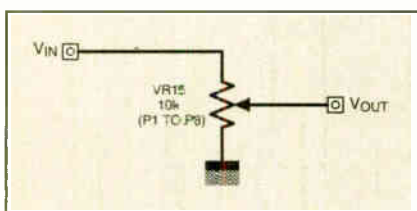


Fig. 12. Coefficient Multiplier. Eight are used.

To give an example, assume that the computer has been programmed to simulate the landing of an aircraft. As the aircraft descends, the computer is unaware that the height cannot take a negative value and will continue the flight below ground!

To avoid this, a reference voltage of zero can be applied to the detection circuit to produce a signal when the value of zero is crossed. This signal can be passed to the microcontroller to take the appropriate action when this happens, e.g. to stop the computation.

Resistors R16 and R17 limit the current which will flow into the I/O pins of the ATOM.

Audio circuit

The Audio circuit, shown in Fig. 11, has been included to allow the ATOM to produce audible warning sounds if required. The BASIC commands available allow the programmer to write code to play more complex sounds, and even music.

Coefficient multiplier

The Coefficient Multiplier is simply a single potentiometer, VR15, as shown in Fig. 12. Eight copies of this circuit are required.

MICROCONTROLLER CIRCUIT

The circuit diagram for the Basic Micro ATOM microcontroller is shown in Fig. 13.

The ATOM has the advantage of being programmable in BASIC, a simple but powerful language. Programs can be written and loaded into the ATOM at will, and the last program loaded remains resident even if the power is removed.

As can be observed, the circuit is simple as all the complexity is inside the chip. The only connections necessary are the I/O pins to the patch panel sockets and the serial link connections to socket SK1. A provision has been made for connecting a liquid crystal display (l.c.d.) for those who wish to use one, writing their own program to do so.

POWER SUPPLY

This design requires an external d.c. power supply, with outputs of +15V, -15V, +5V and 0V. The supplies of +15V and -15V must be regulated. The +5V supply does not need to be regulated as the ATOM microcontroller has an on-board voltage regulator. This is provided to the ATOM's V_{in} pin 24 (with its V_{dd} pin 21 being left unconnected). Power supplies can be constructed using the appropriate voltage regulator i.c.s (7815, 7915 and 7805).

For the prototype, an old PC computer power supply was used. These power supplies give +12V, -12V, +5V and various other output voltages. The voltage range is slightly reduced, but it is a convenient

solution for those who do not want to build their own power supply.

PRINTED CIRCUIT BOARDS

To reduce the amount of wiring inside the box, the double-sided printed circuit boards (p.c.b.s), of which there are two, were designed to accommodate all components, including the patch panel sockets and the mode switches. The exceptions are the Coefficient Multiplier potentiometers and the two panel meters with their associated input sockets and sensitivity potentiometers.

The fact that the mode switches are soldered on the p.c.b. and are also connected to the front panel, means that the p.c.b. lies about 15mm behind the front panel. The space between the front panel and the p.c.b. is just enough to accommodate the components with the switches effectively acting as the main support for the board.

The 1mm patch panel sockets used on the prototype were too short but this was easily solved by soldering small bare wire extensions to the sockets before soldering these on the p.c.b. The component layout for the main p.c.b. is shown in Fig. 14, and that for the ATOM microcontroller board in Fig. 17 later.

Track layout details for the boards are not shown separately as their size and double-sided requirement make them unsuited for normal hobbyist manufacture. Full-size photocopies of the printed circuit board track master patterns can be supplied to readers via the Editorial office on request. Enclose a self-addressed envelope, stamped to suit four A4 pages.

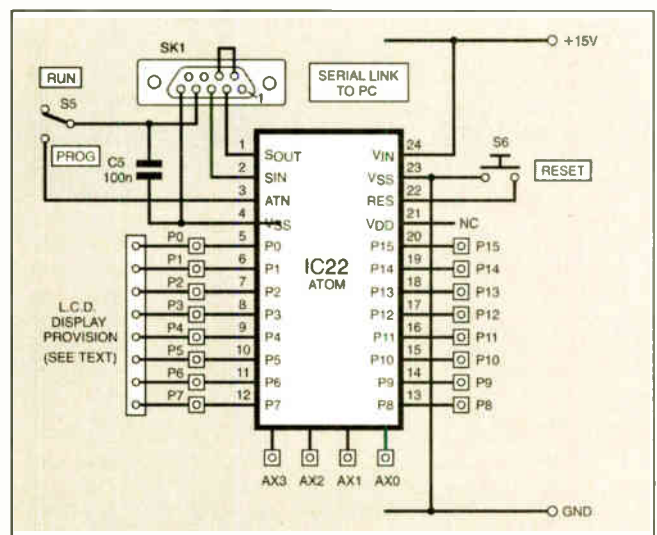


Fig. 13. Connections to the Basic Micro ATOM microcontroller.

The boards are available ready-made from the EPE PCB Service, codes 375 (Main) and 376 (ATOM).

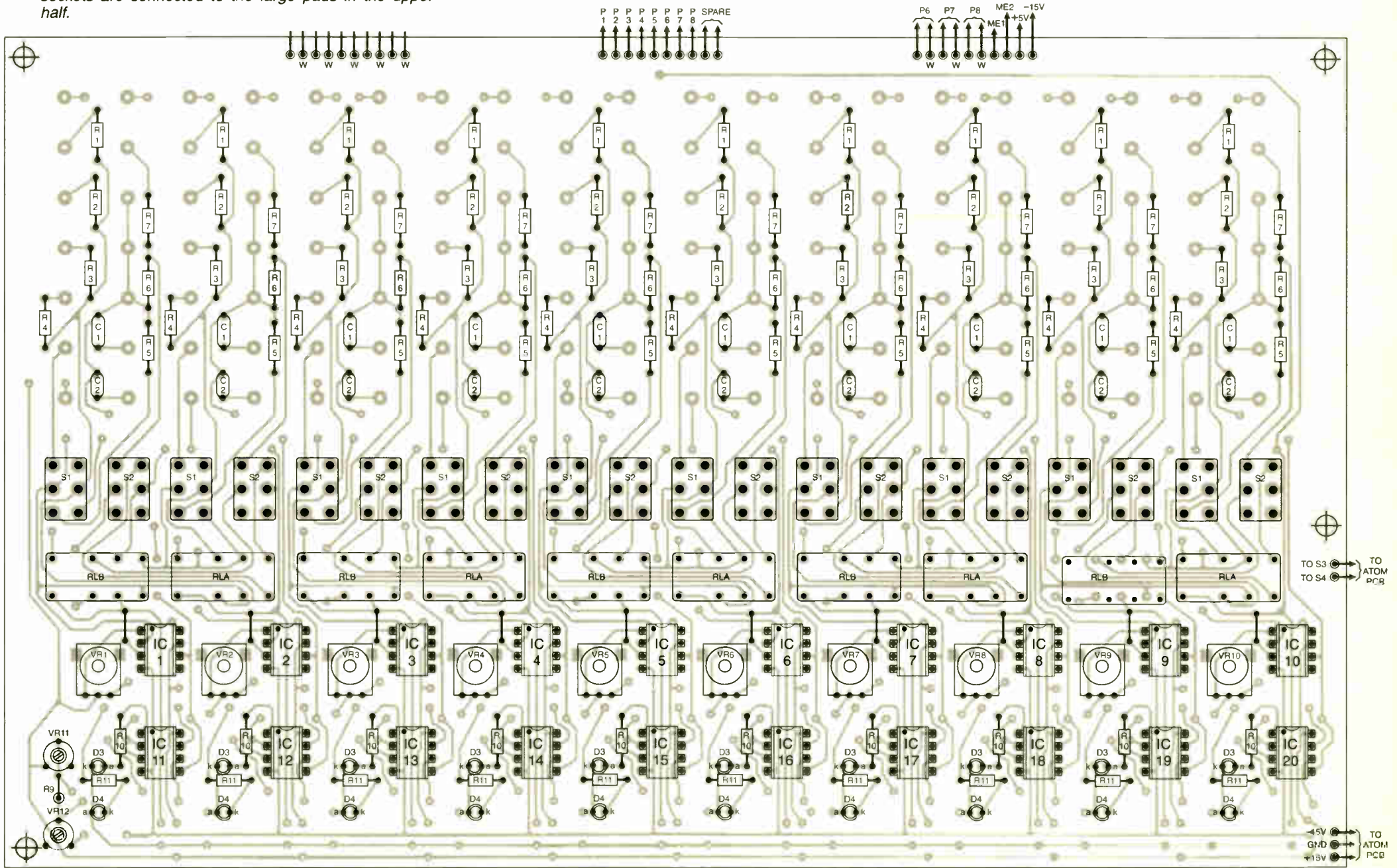
P.C.B. ASSEMBLY

Solder the components of the main p.c.b. in the following sequence:

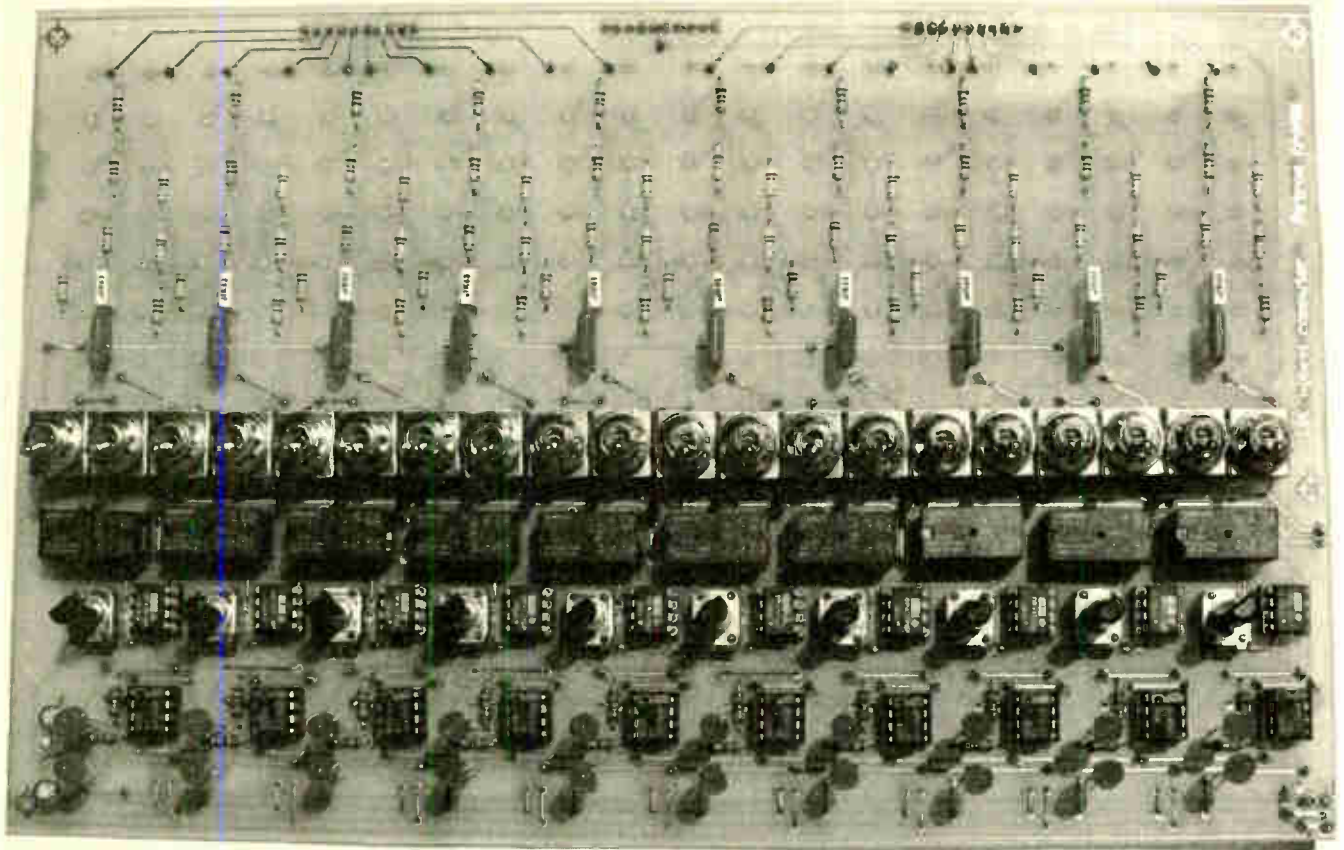
Use double-sided solder pins, suited to 0.8mm holes, to connect the two sides of the p.c.b. Resistor off-cut wires will be satisfactory as an alternative.

Because alignment is critical, the mode switches and the l.e.d.s have to be soldered while being assembled with the front panel (shown in Fig. 15.). Attach the switches to the front panel, position the l.e.d.s in the

Fig.14. Component layout for the main p.c.b. The 1mm sockets are connected to the large pads in the upper half.



HYBRID COMPUTER MAIN P.C.B.



Care must be taken when assembling that the switches, potentiometers, l.e.d.s and sockets align with the front panel holes. The sockets need to be mounted last, their extension leads going into the holes just visible in the upper part of the above photo. A socket functions diagram will be given in Part 2.

COMPONENTS

Approx. Cost
Guidance Only

£220
excl. case

Resistors

R1, R2, R5	1M 2% (30 off)
R3, R4, R6, R7, R12	100k 2% (41 off)
R8, R9	82Ω (2 off)
R10, R11	1k3 (20 off)
R13, R14	1k (2 off)
R15	5k6
R16, R17	22k (2 off)

All 0.25W carbon film, 5% except where marked.

Potentiometers

VR1 to VR10	20k (or 22k) lin., p.c.b. mounting, vertical, rotary (10 off)
VR11, VR12	22k, min. preset, round (2 off)
VR13, VR14	300k (or 330k) lin., panel mounting, rotary (2 off)
VR15	10k lin., panel mounting, rotary (8 off)

Capacitors

C1, C5	100n ceramic, 5mm pitch (11 off)
C2, C3, C4	10n ceramic, 5mm pitch (12 off)

Semiconductors

D1, D2	1N4005 rectifier diode (2 off)
--------	--------------------------------


See
**SHOP
TALK**
page

D3, D4	red l.e.d., 5mm (20 off)
TR1, TR2	BFY51 npn transistor (2 off)
IC1 to IC10	OPA177 dual precision op.amp (10 off)
IC11 to IC21	MC1458 dual op.amp (11 off)
IC22	Basic Micro ATOM microcontroller (see text)

Miscellaneous

RLA, RLB	d.p.c.o. relay, p.c.b. mounting, 5V coil (10 off)
S1 to S4	min. d.p.d.t. toggle switch, (22 off)
S5	min. s.p.d.t. toggle switch
S6	min. s.p.s.t. push-to-make switch
ME1, ME2	±100μA panel meter (2 off)
LS1	piezo buzzer
SK1	9-way D-type female connector

Printed circuits boards, available from the EPE PCB Service, codes 375 (Main), 376 (ATOM); 1mm patch panel sockets, black (84 off); red (88 off); power supply sockets (see text) (4 off); 0.8mm (dia.) solder pins (see text); plastic case with sloped panel, (see Fig.16); knobs with skirts marked 1 to 10 (8 off); small knobs (10 off); medium knobs (2 off); 1mm pin-header strips, cut to length required; connecting wire; solder; etc.



Edge-on view showing front panel and p.c.b. relationship.

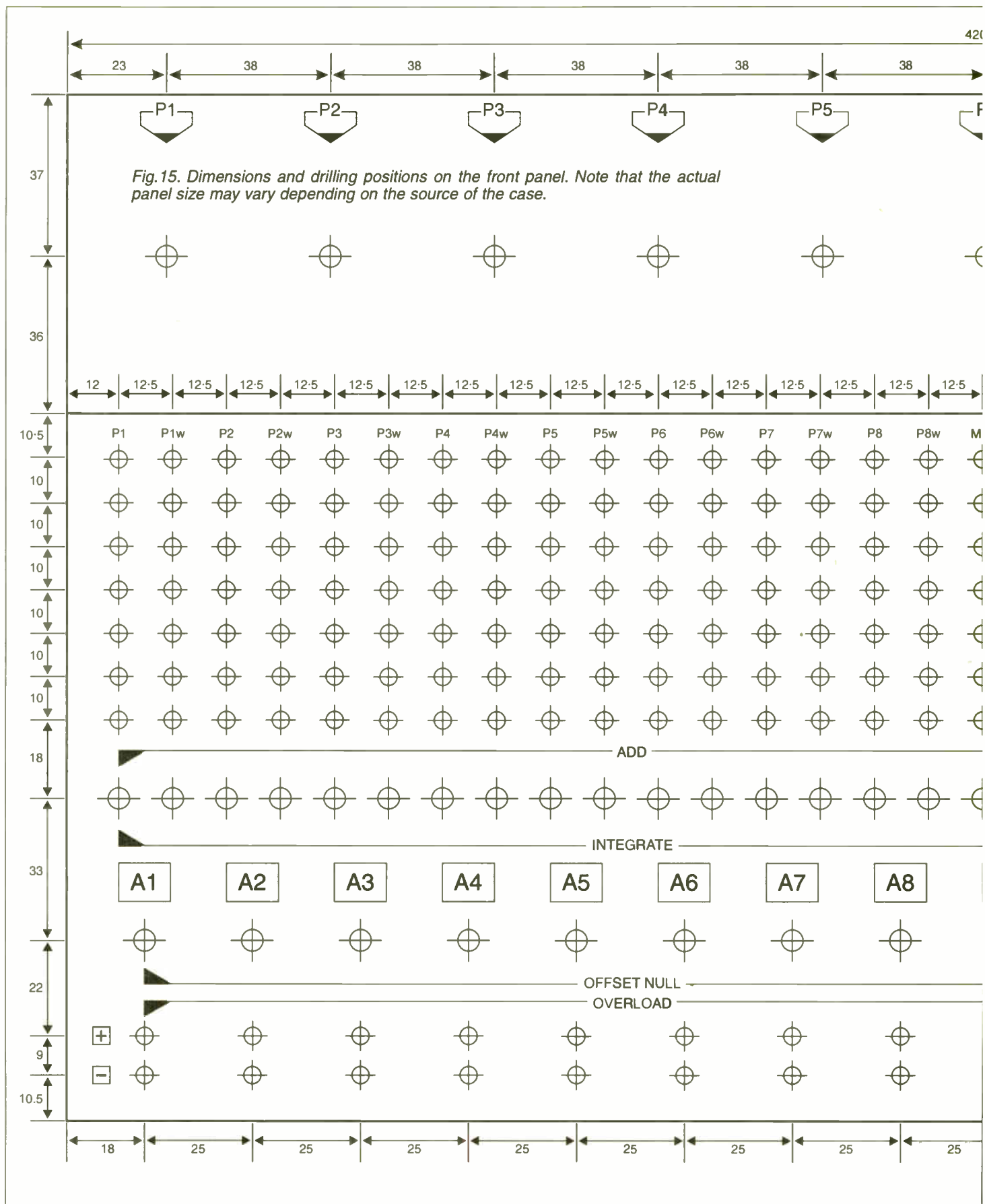
correct orientation into the p.c.b. (note that the polarity of l.e.d. D4 is opposite to that of l.e.d. D3). Carefully press the p.c.b. onto the switches and then solder as required. Then align the l.e.d.s in position, and solder them.

Remove the p.c.b. from the front panel and solder the remaining components, i.e. capacitors, relays, potentiometers and 1mm pin-header strip connectors.

Thoroughly check for defects in component positioning and soldering. If everything is satisfactory, attach the p.c.b. back onto the front panel.

Pass the patch panel sockets into the front panel holes carefully (and patiently!) pushing their rigid wire extensions through the p.c.b. holes and solder in position.

Note that it is preferable to use patch panel sockets which have the securing nut on top, i.e. on the same side as the switches. Otherwise, if the nuts are on the opposite



side (behind the front panel), then once soldered the p.c.b. will not be able to be removed from the front panel.

FRONT AND REAR PANELS

The computer was housed in a box with a sloping front panel. Fig.15 shows the design of the front panel with all the

locations necessary to drill the holes for the components.

The general dimensions of the box are shown in Fig.16, but may vary depending on the source of the case. The layout of the rear panel is shown in the photograph. The four power supply connectors were 4mm sockets in the prototype, and should be labelled appropriately. The 9-way D-type



WCN SUPPLIES

Issue No. 15

**YOU
CAN NOW
CONTACT US
BY EMAIL!**

The Old Grain Store
Rear Of 62 Rumbridge Street
Totton · Southampton · SO40 9DS

**Telephone or Fax On
Southampton 023 8066 0700**

Email: info@wcnsupplies.fsnet.co.uk

FLAT STYLE 12V DC MOTOR



80-173 12V DC motor, flat style, 3000 RPM, 18 NCM torque, draws 5 Amps, reversible, 24 toothed gear. Ideal for robot wars, etc. Dimensions 152mm diameter x 80mm including spindle and gear.

Very good quality mounted on a fixing bracket. Some sort of speed counting circuitry on rear.

Bargain At Just £19.95

GEL TYPE LEAD ACID BATTERY



**BRAND
NEW!**

80-176 12V, 50Ah, gel type lead acid battery. Made by Dynasty High Rate Series, 200 WPC. Model No. UPS12-200. 230 x 140 x 225mm. Brand new.

Please note that there is no extra carriage charge when purchasing this item.

**Stunning Value At
Only £25.00**

IN-LINE RCD POWERBREAKER

80-175 In-line RCD protected powerbreaker. Maximum load 10A @ 250V AC. Reset and test buttons. IEC plug for mains input with an IEC socket on a 1m long lead. These usually sell for around £36.00.



**Our Price
Only £5.00**

TEMPERATURE CONTROLLER



80-157 Time controller. Operating range -40 degrees C to +99 degrees C. LED display. Just punch in the temperature and it will give an output that you can use to

switch a relay or sound a buzzer when the unit reaches a pre-programmed temperature or just use it to display the temperature. Comes complete with sensor leads. Made by Every Control. 75 x 75 x 32mm. Ideal for fridges, freezers, etc.

All This For £7.95

18V AC TRANSFORMER



80-174 18V AC (off load) transformer 12VA. 57 x 48 x 46mm. Ideal for model railway lighting, etc.

Value At £2.50

OPENING TIMES: Monday - Friday: 9.00am to 5.00pm · Saturday: 9.00am to 1.00pm · CALLERS WELCOME

AUDIO



60-027 TDK video tape, HS180. 3 hours. Brand new. **£2.00**



60-028 TDK D90 audio tape. Brand new. Good quality audio tapes. **£1.00**



60-010 Dynamic microphone. Uni-directional, 600 ohm impedance. 100-10kHz response, -76dB @ 1500Hz sensitivity. Length 215mm, head diameter 52mm. On/off switch, 2.8m lead with 1/4" mono jack plug. Black body. **£4.50**



56-077 Miniature speaker. 2 1/2" diameter, 22mm deep. 64ohm. Pack of 2 **£1.00**



80-155 Walkman style headphones. Fitted with a 2m long lead to a 3.5mm stereo jack plug. **£1.50**



38-433 Mini speaker. Possibly for either headphone or computer use. Measuring 20mm diameter, 3mm thick with a 30mm lead to a 2 pin socket. 28 ohms. **50p each**



38-457 PCB mounting omni-directional electret microphone insert. 10mm diameter x 7mm high. Pack Of 3 **£1.00**



38-276 Microphone suitable for computer and audio use with a 3.5mm jack plug fitted. **£2.25**



38-422 Headphones with boom microphone. 2m long lead to 2 x 3.5mm stereo plugs. Nice, lightweight type. **£5.95**



80-072 Multimedia stereo headphones with boom microphone and volume control. Cord length 1.2m. **£4.95**

BATTERIES & ACCESSORIES



MK009 Ni-Cad cell, PCB mounting, 3.6V, 110mAh. Made by Varta. Usually found in memory back up. 27 x 18 x 15mm thick. **£1.00**



48-077 'AA' size Nickel Metal Hydride rechargeable battery. 1.2V, 1200mAh with nipple. Brand new. **£1.75 each**



38-201 Sub 'C' size Ni-cad. 1.6Ah, tag ended. Ideal for making up banks for cordless drills, modelling, radio equipment, etc. 42 x 22.5mm diameter. **£2.00 each**



80-134 Universal Ni-Cad battery charger for charging 1 x PP3 Ni-Cad and up to 4 x any combination of AAA, AA, C and D size Ni-Cads. Test function for battery state and LED charging indicators. Mains operated. **£6.00**



56-095 AAA size Ni-Cads, 240mAh, 1.2V. Pack of 4 **£2.00**



48-171 C size Ni-Cads, 1600mAh, 1.2V. Pack of 2 **£3.50**



48-170 AA size Ni-Cads, 600mAh, 1.2V. Pack of 4 **£3.50**



48-172 PP3 size Ni-Cad, 150mAh, 8.4V. Pack of 4 **£4.50**



38-205 Power Cell Gold, excellent quality 'AAA' batteries. Extra heavy duty - plus. You would normally find this make in your local newsagent at over £2.00 per card! Card of 4. **£1.25**



48-057 PP9 battery clip with 100mm leads to fit either PP1 or PP9 batteries (will not fit PP3). Pack Of 4 For **£1.00**



80-036 'D' size battery holder to hold 4 x 'D' size batteries to give 6V. PP3 type studs for connection. **50p**



48-131 'AA' Ni-Cad battery, 1.2V, 950mAh. Solder tag at each end. Brand new. **£1.40**



48-137 'AAA' batteries. Made by Mitsubishi. Pack Of 2 **50p**



80-085 12V, 17Ah, Yuasa sealed gel type, lead acid battery. Model No. NP17-12. Ex-equipment but fully working and in good condition. 180 x 170 x 75mm. **£11.00**



48-158 Varta PCB mounting, nickel metal hydride, rechargeable battery. 3.6V, 150mAh. Commonly found in immersion heaters. 26 x 19 x 16mm. **£1.50**



70-002 3V, lithium battery. Made by Panasonic. 2 x 'C' size lithium batteries in a neat pack, heat shrunk together. All new. 51 x 26 x 53mm. **50p each or pack of 25 for £8.00**

SEALED LEAD ACID BATTERIES



Brand new! A regular supply of FIAMM-GS rechargeable, sealed lead acid batteries. Made in Italy.

38-248 12V, 7.2Ah. 150 x 95 x 65mm. **£15.00**

38-249 6V, 12Ah. 150 x 95 x 50mm. **£12.50**

38-250 6V, 4Ah. 70 x 100 x 45mm. **£8.50**

38-251 2V, 4Ah. 100 x 45 x 25mm. **£7.00**

BULK BUYERS DELIGHT!



80-083 CR2025 lithium, 3V coin cell. 20mm diameter x 2.5mm thick. Branded Sony.

Pack Of 25 For £7.50
Pack Of 100 For £25.00
Our Normal Price Individually Is £1.00 Each!!!



56-088 Game Boy rechargeable battery pack. Fits into the rear of the game pack and saves a fortune in batteries, or split it open for 4 x AA Ni-Cads. Brand new. **£2.50**




56-123 Cordless telephone rechargeable NiCad battery. 3 x AA NiCads with solder tags for connection, giving a total of 3.6V @ 650mA. Overall size 48 x 43 x 14mm. **£3.00**




56-083 Camcorder battery pack. Rechargeable 6V 1.2Ah Premium Gold battery, type 603. Fits Canons and others. Size 90 x 47 x 24mm. **£12.00**



42-544 Lithium button cell, CR2032. 3V, 20mm diameter x 3.2mm thick. Brand new (not surplus). **£1.00**




56-118 Motorola rechargeable battery. 7.5V, 1Ah Ni-Cad. Contains 6 x 4/3A 1.2V cells, 66 x 16mm. Overall size 155 x 60 x 20mm. Why not split them open and use the cells. Ex-equipment but workers. **£2.00**



56-095 AAA rechargeable Ni-Cads. 240mAh. Supplied on cards of 4. Was 4 for £4.00. Now only **£2.00**



38-467 2V, 1.4Ah rechargeable battery. Oblong shape, 95 x 32 x 8mm. Believed to be lead acid gel type. Weighs just 85gms. Easy to strap together to give higher voltage or current. **£1.50 Each Or 6 For £7.00 (to give 12V)**



56-065 AA Ni-Cads, 600mA. Brand new and carded. Made by Select Power. Pack of 4. **£3.50**



38-468 2V, 0.6Ah rechargeable battery. 65 x 32 x 6mm. Believed to be lead acid gel type. Can strap together to give more volts or amps. **75p Each Or 6 For £3.50 (giving 12V)**



42-525 AAA batteries, made by Vinnic. Extra heavy duty. Card of 4 for **£1.25**

ALKALINE WATCH BATTERIES

A range of good quality alkaline 1.5V watch batteries.

Part No	Vinnic Part No	Size		Equivalent No	Price
		Dia	Height		
42-536	L621	6.8mm	2.1mm	AG1/G1	50p
42-537	L726	7.9mm	2.6mm	AG2/SR726/SR59 396/556/Z9/RW411	50p
42-538	L736	7.9mm	3.6mm	AG3/192	50p
42-539	L754	7.9mm	5.4mm	AG5/G5/SR48/393 546/15/RW28/48	50p
42-369	L921	9mm	2.1mm	AG6/SR920/371/ 537/30/RW315	50p
42-540	L1121	11.6mm	2.1mm	AG8/391A/191 V8GA/1120	50p
42-541	L1131	11.6mm	3.1mm	AG10/LR1130/189 V10GA/RW89/D189	50p
42-542	L1142	11.6mm	4.2mm	AG12/LR43/186 V12GA/RW84/D186	50p
42-543	L1154	11.6mm	5.4mm	AG13/LR44/157 V13GA/RW82/A76	50p



RADIO CONTROLLED RACING PACKS

42-350 Nicad, rechargeable battery pack. 7.2V, 1600MAh. Made by GP Turbo Charge with a 2 pin plug fitted for radio control cars. **Only £12.00**

42-351 Nicad, rechargeable battery pack. 9.6V, 600MAh. Made by GP Turbo Charge with a 2 pin plug fitted for radio control cars. **Only £11.00**

SPECIAL OFFER ON CAMCORDER RECHARGEABLE BATTERIES!



38-272 'AA' size lithium battery, 3.6V. Brand new. Wire ended. Ideal for memory back-up. **£1.25**

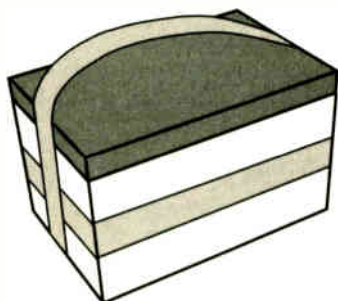


56-067 CR2016 lithium battery. 3V. 20mm diameter x 1.6mm high. **£1.00 each**


56-068 CR2025 lithium battery. 3V. 20mm diameter x 2.5mm high. **£1.00 each**



42-516 Coin cell holder. PCB mounting for the CR2016, CR2025 and CR2032. Should fit all 20mm diameter lithium batteries. **50p each**



48-040 Battery tote. A neat strap for 12V, 24Ah, rechargeable batteries to give a carrying handle for easy portability of battery. **£4.95**



48-095 Camcorder battery, H602, 6V, 1900mAh. Fits Hitachi, RCA, Minolta, Pentax, etc. Replaces VMB 61/62, BP 96FL, etc. Size approximately 90 x 46 x 43mm. **£10.00**

48-096 Camcorder battery, H604, 6V, 1800mAh. Self-refresh. Fits Hitachi, Minolta, RCA, Pentax, etc. Replaces VMB 61/62, BP 96FL, etc. Size approximately 90 x 46 x 52mm. **£12.50**

48-097 Camcorder battery, H605, 6V, 2400mAh. Fits Hitachi, RCA, Minolta, Pentax, etc. Replaces VMB 61/62, BP 96FL, etc. Size approximately 90 x 46 x 44mm. **£12.50**

48-098 Camcorder battery, H607H, 6V, 2400mAh. Fits Hitachi, Minolta, RCA, Pentax, etc. Replaces VMB 61/62, BP 96FL, etc. With 5 LED indicators to show charge state. Size approximately 90 x 46 x 48mm. **£15.00**

48-099 Camcorder battery, H608, 6V, 3200mAh. Fits Hitachi, Minolta, RCA, Pentax, etc. Replaces VMB 61/62, BP 96FL, etc. Size approximately 90 x 46 x 60mm. **£20.00**

48-100 Camcorder battery, P481, 4.8V, 1300mAh. Replaces all 4.8V batteries. Size approximately 74 x 46 x 20mm. **£10.00**

48-101 Camcorder battery, P603, 6V, 1200mAh. Fits Panasonic, JVC, Chinon, Olympus, etc. Replaces BP 45, BP 17, etc. Size approximately 90 x 47 x 25mm. **£10.00**

48-102 Camcorder battery, D604, 6V, 1800mAh. Self-refresh and battery state indicator. Fits Sony, Panasonic, Sharp, JVC, Ferguson, Minolta, Nikon, Olympus, etc. Replaces NP 55, NP 66, NP 77, BP 15, BP 17, etc. Size approximately 90 x 47 x 52mm. **£14.00**

48-103 Camcorder battery, D605, 6V, 2400mAh. Fits Panasonic, JVC, Sony, Ferguson, Minolta, Phillips, Sanyo, Nikon, Olympus, etc. Replaces NP 55, NP 66, NP 77, BP 15, BP 17, etc. Size approximately 90 x 46 x 43mm. **£16.00**

48-103A Camcorder battery, D607H, 6V, 2400mAh. With LED charge indicators. Fits Panasonic, JVC, Sony, Ferguson, Minolta, Phillips, Sanyo, Nikon, Olympus, etc. Replaces NP 55, NP 66, NP 77, BP 15, BP 17, etc. Size approximately 90 x 46 x 48mm. **£18.00**

48-104 Camcorder battery, D608, 6V, 3200mAh. Fits Panasonic, JVC, Sony, Ferguson, Minolta, Phillips, Sanyo, Nikon, Olympus, etc. Replaces NP 55, NP 66, NP 77, BP 15, BP 17, etc. Size approximately 90 x 46 x 58mm. **£20.50**

48-105 Camcorder battery, C602, 6V, 1800mAh. Fits Canon, Bosch-Bauer, Sunpak, etc. Replaces BPE 77, BPE 772, etc. Size approximately 90 x 46 x 42mm. **£12.50**

48-106 Camcorder battery, C604, 6V, 1800mAh. Self-refresh and battery state indicator. Fits Canon, Bosch-Bauer, Sunpak, etc. Replaces BPE 77, BPE 772, etc. Size approximately 90 x 46 x 49mm. **£14.00**

48-107 Camcorder battery, C605, 6V, 2400mAh. Fits Canon, Bosch-Bauer, Sunpak, etc. Replaces BPE 77, BPE 772, etc. Size approximately 90 x 46 x 42mm. **£16.00**

48-108 Camcorder battery, C607H, 6V, 2400mAh. With battery indicator. Fits Canon, Bosch-Bauer, Sunpak, etc. Replaces BPE 77, BPE 772, etc. Size approximately 90 x 46 x 46mm. **£18.00**

48-109 Camcorder battery, S604, 6V, 1800mAh. Self-refresh. Replaces NP 55, NP 6, NP 77, etc. Size approximately 90 x 46 x 52mm. **£12.50**




38-415 'AA' size, 3.6V, lithium battery. Out of date but all reading good voltages. **£1.00 For 4**



38-411 Ni-Cad button cell, 1.2V, 280mA. 25mm diameter x 9mm thick. Make up your own battery packs. **£1.00 For 4**



38-409 Ni-Cad battery button cell, 1.2V. 12mm diameter x 3mm thick. Make up your own cells. Not sure of current. **£1.00 For 4**



70-079 4 x 'AA' battery holder with 140mm long lead. Good quality. 105 x 28mm. **Pack Of 5 For £1.00**




38-412 3.6V Ni-Cad battery pack. PCB mounting. 18mm long x 16mm in diameter. Ideal for memory back up. **50p Each**



38-403 Pack of 3 'AA' Ni-Cads, 650mA. Soldered together with a 2" lead to a 2 pin socket giving them a total of 3.6V, 650mA. You could split them up or join them together. **Only £1.25**



38-416 Ni-Cad cell, PCB mounting, 3.6V, 110mAh. Made by Varta. Usually found in memory back up. 27 x 18mm x 15mm thick. **£1.00**



70-080 4 x 'AA' battery holder with 140mm long lead. Good quality. 62 x 58mm. **Pack Of 5 For £1.00**



38-413 2.4V, PCB mounting Ni-Cad. 12mm diameter x 7mm thick. **50p Each**



38-410 Ni-Cad button cell, 1.2V. 15mm diameter x 6mm thick. Make up your own battery packs. **£1.00 For 4**



48-256 L1028 size, 23A, 12V alkaline battery. Widely used in car key fobs. 28mm long x 10mm diameter. **£1.00**

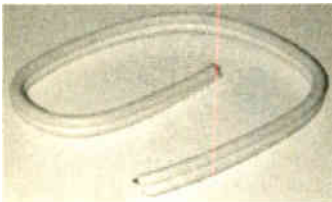
Don't Delay - Phone Or Fax Your Order Today!



38-405 3 x Ni-Cad button cells, 1.2V each giving 3.6V @ 350mA, with a 2" lead to a 2 pin socket. 50 x 50mm at widest point. Each cell measures 25mm in diameter and 10mm thick. **£1.00**

CABLE & ACCESSORIES

56-004 11mm diameter, black, heat shrink sleeving. Temperature rating 105C. Voltage rating 600V. 1m length **£1.00**



70-054 Heavy duty speaker cable, 42/0.2 in white. **45p Metre**



70-055 Heavy duty speaker cable, 79/0.2 in white. **60p Metre**



70-056 Audio cable. Twin overall screened with grey outer cover. 7/0.15, 3mm diameter. **24p Metre**



80-034 Cable, 8 core screened. Each core is 7 strand @ 0.2mm. Overall diameter 6mm. **10m Hank For £2.00**

CAPACITORS



38-288 Tubular, wire ended, 4.7Mfd, 250V DC capacitors. 25mm long x 15mm diameter with 35mm long leads. **Pack of 6 £1.00**




70-047 15Mfd, 660V AC, motor start type capacitor. 145mm long x 65mm diameter. **£3.50**

CHARGERS



80-046 Camcorder battery charger with re-conditioner and tester all in one. Fits most 4.8V, 6V and 9.6V camcorder batteries. Comes complete with a cigar lighter lead to run from your car and a 14V, 1.4A DC mains adaptor to run from the mains. **£16.95**



56-084 TX400 turbo discharger for camcorder batteries. Designed for 6V batteries. Compatible with the following batteries: Sony EB55, NP55, NP77, NPA55, NP77H; Canon BPE77, BP722, BPE77K, BPE718; Ricoh DRP2, NP55, NP77, NP99; JVC BNV14U, BNV22U; Panasonic PVBP15, PVBP17; Hitachi VMBP82, VMBP83. All new and carded with LED indication for full and empty. Case size 100 x 70 x 30mm. **£5.00**



48-041 6V lead acid gel type, automatic charger. 500mA maximum. Double insulated. Ideal for charging up to 12Ah, 6V batteries. **£9.95**



48-114 Automatic charger for 2V, 6V and 12V sealed lead acid batteries. 8.3VA. Can leave gel type batteries on indefinitely. Charge and polarity indicators. Flying lead with mains plug one end and flying lead to crocodile clips the other. **£16.95**

COMPONENTS



56-010 Polyester capacitor mix. Between 63V DC and 250V AC, from as low as a few Pf to a few Mfd caps. Some mini polyester, Mullard, XY and block types. Good mix. At least 20 different values. **Pack of 30 £1.00**



56-154 KBPC104 bridge rectifier. 400V, 2Amp. **50p each**



56-037 100 mixed ceramic capacitor pack. 20 different values, all marked. Usually around 5 of each - all about 50V DC. **Pack of 100 £1.50**



56-021 Tantalum bead capacitor pack. Ranging from as low as 0.22Mfd up to 100Mfd. Lowest voltage 6.3V, highest 35V. Top quality capacitors all marked. At least 10 different. **Pack of 40 £3.00**




42-532 Mixed electrolytic capacitors. From a few Mfd up to 4700Mfd. Minimum voltage 10V, maximum voltage 63V. Some radial and axial. All brand new with at least 15 different types. **Pack of 40 for £2.00**



56-033 Flame proof resistor pack. Pot luck I'm afraid - mostly 4W and 7W, but there are always at least one higher. **Pack of 8 £1.00**



42-530 Carbon film resistor pack. 1/2 watt or better, mostly consists of 1/2W 5% but there are some 1W as well. Mostly on bandoliers of 5 for easy sorting. Values range from a few ohms to the higher 100k ohms. Guaranteed to be at least 35 different values. **Pack of 200 for £3.00**



48-049 OA47 diode, germanium. Small signal diode. **Pack Of 5 For £1.00**

BATTERY CHARGERS

A range of fully automatic battery chargers. Plug in the wall type, made by Power Tech. LED indicator to show the battery is being charged and flashes when the battery is fully charged.

38-252 12V, 350mA. **£12.95**

38-253 6V, 500mA. **£12.95**

38-254 2V, 500mA. **£12.95**






56-042 ¼W, 5% resistor pack. 40 different values, 10 of each all on bandaleres. So, no sorting needed. All standard resistor colour coded. Values from a few ohms to a few meg ohms. **Pack of 400 £3.00**



42-397 IN4001 rectifier diodes. Rated at 1 Amp, 50V with preformed leads for fitting on a PCB. **Pack of 50 £1.00**



38-462 Astec UHF modulator with intercarrier sound. UM 1662. Brand new and data sheet supplied. Size 70 x 35 x 22mm. **£6.00**



56-074 Miniature ultrasonic transducers. A pair of high sensitivity, ultrasonic transducers for sending and receiving ultrasonic sound through the air. Body size of both receiver and transmitter 10 x 7mm. Pin spacing 6mm apart. **£2.50**



56-073 Ultrasonic transducers. A pair of high sensitivity, ultrasonic transducers for sending and receiving ultrasonic sound through the air. Body size of both receiver and transmitter 16 x 12mm. Pin spacing 10mm apart. **£2.50**



48-112 Pack of 50, 2W carbon film resistors, 220R. **£2.00**

BATTERIES



48-197 Watch battery, L926, equivalent to AG7/SR926/SR57/399/543/35/RW413. 9mm diameter x 2.6mm thick. **£1.75**
48-190 3V lithium battery, CR1220. 12mm diameter x 2mm thick. **£1.00**

COMPUTER ACCESSORIES



38-247 486 CPU heatsink with clip. 45 x 45 x 10mm. **50p each**



56-140 Power supply adaptor cable assembly. 1 x 4 way small plug to plug into a switch mode PSU to 2 x 4 way plugs, to use more than 1 stern off your PSU inside your computer. **£1.00**



42-363 PS/2 keyboard extension lead. Mini 6 pin DIN plug to socket. Coil type which stretches to 1.8m. Grey. **£2.50**



42-365 Keyboard extension lead. 5 pin DIN plug to socket. Coil type which extends to 1.8m. Grey. **£2.00**



70-083 Lotus Smartsuite Traveller Bundle, 96 edition. English OEM. Consists of 1 x manual, 1 x "Linkword Language Course" CD, 1 x "Lotus" CD, 1 x "Route 66" CD and 1 x 3½" disk. "Your Companion" includes a London Underground Map. **£7.50**



56-138 SCSI internal cable. 1 x 50 way IDC socket at each end mounted on grey ribbon cable. 160mm long. **£1.00**




38-215 PS2 adaptor. 9 way, 'D' socket to a 6 pin mini 'D' socket. **£1.25**



42-362 VGA/SVGA monitor switch cable. 15 way, high density plug to plug lead. Grey, 1.4m long. **£4.00**



56-114 Lead, 25 way D type plug to a 9 way D type socket. 2m long. **£1.75**



56-061 Printer lead. 25 way 'D' plug to 36 way Centronics plug. 1.75m long. **£3.50**



42-366 VGA/SVGA monitor extension lead. 1.5m long, grey. 15 way, high density 'D' type plug to socket. **£4.50**




MK060 Sponge mouse mats, 125 x 250mm. Nothing fancy - just a pack of 2 different colours. Was £1.50. **Now 75p**



42-364 Power splitter cable. 2 x 4 pin power plugs to 1 x 4 pin power socket. **£2.75**



80-043 Computer 'Quick Data' drive. Stores data while you work. For use on the Commodore VIC20 and 64 and comes with one cartridge. Loads of spares inside - 74TTL, transistors, resistors, etc. Size 150 x 115 x 50mm. **£2.95**



MK061 Computer printer stand. Universal - fits most makes of printers, large or small. Has sponge covered tops and feet. **£1.50**



80-049 2 way printer switch with Centronics connections and a neat, easy to operate rotary switch. **£7.95**

80-050 4 way data switch with 5 Centronics connectors on the rear for switching up to 4 printers. Nice rotary switch for easy selection. **£7.95**

80-051 4 way printer switching box with 5 x 25 way 'D' sockets on the rear with a neat rotary switch to select up to 4 printers with. **£7.95**



80-041 5m long printer lead. 25 way 'D' plug to 36 way Centronics. Grey. **£2.95**

CARBON FILM RESISTORS

¼W, 5% carbon film resistors supplied individually or in packs of 100 of the same type.

10	12	15	18	22	27	33	39	47	56	68	82
100	120	150	180	220	270	330	390	470	560	680	820
1k	1k2	1k5	1k8	2k2	2k7	3k3	3k9	4k7	5k6	6k8	8k2
10k	12k	15k	18k	22k	27k	33k	39k	47k	56k	68k	82k
100k	120k	150k	180k	220k	270k	330k	390k	470k	560k	680k	820k
1m	10m										

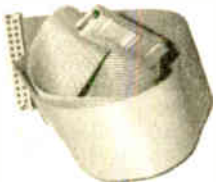
Only 2p Each or £1.00 For 100 Of Same Value



80-042 Switch mode PSU (ATX type) for computers. Mains input to DC output. +5V @ 32A, +3.3V @ 25A, +12V @ 8.5A, -5V @ 0.4A, -12V @ 0.7A, +5V (aux) @ 0.75A, maximum 330W. Made by AC Bel, Part No. AP17506. Case size 150 x 145 x 105mm. Fan cooled. **£12.95**



48-139 10m modem lead. Normal telephone plug to a J45 modem plug. **£1.50**



48-118 26 way IDC socket to 26 way IDC socket lead. 350mm long ribbon cable type. **£1.00**



48-130 25 way 'D' plug to plug, lap link cable. 2 metres long. Made by Excel. **£2.00**



80-073 Printer lead, 5m long. 25 way 'D' plug to 36 way Centronics. Wired for both way use. Made by Excel. **£3.95**



48-155 Universal CD ROM audio cable for internal connection. 4 pin, single in-line socket at each end. 600mm long. **50p**




80-104 Ribbon cable lead, 450mm long with 3 x 40 way IDC sockets for use with hard drives and CD ROM's. Also included is a 4 pin in-line socket to a 4 pin in-line socket lead for internal CD ROM audio connection. **£2.00**



80-105 Some form of AT to ATX adaptor. 1 x 20 way ATX style connector to 6 way connectors and 1 x 3 way single in-line connector. **£1.00**



48-156 Jumper links for bridging options on computer disk drives, and motherboards. Consists of approximately 20 0.1" pitch miniature pin jumpers. **£1.00**



80-102 IDE hard disk drive cable with 3 x 40 way IDC sockets so you can have two hard drives running off the same motherboard. 580mm long. **£1.50**



80-103 Floppy disk drive cable to enable the use of up to 2 floppy disk drives. Has 3 x 34 way IDC sockets and 2 x 34 way card edge connectors mounted on a 650mm long ribbon cable. **£1.50**



80-074 10m printer lead. 25 way 'D' plug to a 36 way Centronics. Wired so it may be used both ways. Made by Excel. **£4.95**



48-153 9 way 'D' type plug to a 10 way IDC socket. Ribbon cable type 300mm long. **£1.00**



80-101 PS2 adaptor, 1 x 6 pin mini DIN PS2 plug to 1 x 6 pin mini DIN PS2 socket and 1 x 5 pin DIN AT socket. **£2.00**

CONNECTORS



38-238 Gender changer. 15 way, high density plug at both ends. Designed to change a socket to a plug. **£2.00**



38-237 15 way, high density, 'D' socket. Gold plated with solder bucket. **£1.00 each**




56-100 Chassis mounting IEC plug with two screw hole fixing and 6.3mm connection tabs. Made by Bulgin, part number P580. Rated at 6Amps, 250V AC. **50p each**



42-588 Blue crocodile clip. Designed to fit on a 4mm banana plug. Neat, press button to open jaw facility. Jaw size 15mm x 4mm. Overall length 54mm. **Pack of 5 for £1.00**

42-589 Yellow crocodile clip. Designed to fit on a 4mm banana plug. Neat, press button to open jaw facility. Jaw size 15mm x 4mm. Overall length 54mm. **Pack of 5 for £1.00**



38-243 25 way, 'D' socket. PCB mounting, right angle. **Pack of 10 for £1.00**



38-244 36 way, centronics plug. Chassis mounting. **Pack of 10 for £1.00**



38-241 40 way, IDC socket for ribbon cable use. **Pack of 10 for 1.00**



38-239 20 way, card edge socket. IDC type for ribbon cable. **Pack of 10 for 1.00**



38-242 26 way, IDC plug. PCB mounting. **Pack of 10 for 1.00**



38-240 6 way, J45, modem style socket. Chassis mounting. Designed to mount in a box. **Pack of 10 for 1.00**



38-245 Calculator style mains chassis plug. 2 way with built in switch to switch off the battery power. Rated at 6 Amps. **Pack of 10 for 1.00**



56-008 5 pin XLR plug, in line. All metal construction. Solder bracket terminals and strain relief clamp. **£1.00**




42-518 Scart socket, 21 pin, right angle PCB mounting. **Pack of 4 £1.00**



56-117 In-line 2.5mm mono socket. Plastic body type. **Pack of 5 £1.00**



56-166 Blue Scotch locks. A snap lock type connector for a fast and easy way of joining cable. Ideal for car radio equipment. **Pack of 10. £1.00**




56-027 5 pin DIN plug, 180 degree, in line. **Pack of 4 £1.00**



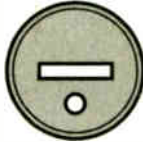
42-376 5 Amp, 12 way terminal block. **50p**



42-505 Skeleton car aerial plug. **Pack of 5 £1.00**



60-053 4 way mains extension block with 2 metres of cable and a 13 Amp mains plug. Red neon on block. Was **£4.50. Now Only £3.95**



42-584 Two pin DIN speaker plug. Solder type with grey plastic cover. **Pack of 8 for 1.00**



56-029 Fork type crimp connectors to fit a 3mm diameter bolt. Blue. **Pack of 20 £1.00**



42-506 Chassis mounting car aerial socket. Hole fixing 20mm to fit a 10mm diameter hole. **Pack of 5 £1.00**



38-441 Adaptor, scart plug to 6 pin DIN socket. Switch for IN or OUT. **£1.00**



56-036 1/4" stereo jack plug. Plastic body. **Pack of 2 £1.00**



56-149 Fork and ring crimp connectors pack. Consists of 5 x 5mm blue fork, 5 x 5mm yellow fork, 5 x 5mm red fork, 5 x 5mm blue ring, 5 x 5mm yellow ring and 5 x 5mm red ring. **Pack of 30. £1.00**



42-398 2.1mm power socket. Short reach, in-line solder type. **Pack of 5 £1.00**



38-442 Scart plug to 6 pin DIN socket adaptor. Wired for IN. **80p**



38-233 BNC bulk head socket. Single hole fixing. Crimp type. Made by Radiall, part number R141306000. **50p each**



56-103 Crimp connectors. Pack of 8 x 6.3mm red receptacles and 8 x 6.3mm red blades. 16 in total. **£1.00**



42-512 XLR chassis mounting plugs, made by Neutrik. Ex-equipment but in excellent condition. A cap and ferrite bead is soldered on the back of the connector. **50p each**



38-443 Scart plug to 6 pin DIN socket adaptor. Wired for OUT. **80p**



56-157 9 way 'D' type plug. Solder bucket type. **35p each**

56-158 9 way 'D' type socket. Solder bucket type. **35p each**

56-159 9 way 'D' type plastic cover. **40p each**

56-160 15 way 'D' type plug. Solder bucket type. **45p each**

56-161 15 way 'D' type socket. Solder bucket type. **45p each**

56-162 15 way 'D' type plastic cover. **50p each**

56-163 25 way 'D' type plug. Solder bucket type. **60p each**

56-164 25 way 'D' type socket. Solder bucket type. **60p each**

56-165 25 way 'D' type cover. Plastic. **65p each**




56-104 Crimp connectors. 8 x 4mm red male bullet type and 8 x 4mm red female bullet type. 16 in total. **£1.00**



42-504 8 way, low profile socket. PCB mounting, right angle data socket. These usually sell for around £2.00. **Our price 3 for £1.00**



38-444 Chassis mounting, 1.3mm power plug. Single hole fixing to fit hole diameter 8mm. **Pack of 3 For £1.00**



38-236 Gold plated SMC single hole fixing plug. **50p each**



70-085 Metal bracket holding two 4 way 'D' cell holders. Designed to fit in a radio. Easy disassembled to give 2 separate battery holders. **£1.75**



38-438 Adaptor, TNC plug one end to UNC. **£1.00**



48-259 Ferrite rod with 1 x tuning coil. 140mm long x 10mm diameter. **£1.75**




56-115 Crimp connector, pin type. Red, 1/2 insulated. Pin size 1.9 x 12mm. **Pack of 20 £1.00**



38-286 4mm banana plug adaptor. One socket to two plugs. **£1.00**



38-295 PCB mounting terminal blocks. 5mm pitch, 2 way. 10 x 14 x 7.5mm. **£1.00 For 5**



38-296 PCB mounting terminal block. 5mm pitch, 8 way. 40 x 14 x 7.5mm. **£1.00 For 3**



38-459 TV coax plug to plug adaptor. **Pack Of 3 £1.00**



48-065 2 pin DIN plug (flat and round pins). The old style speaker plug with a neat grey clip style cover. **Pack Of 8 For £1.00**



48-138 Coax splitter. 1 x socket to 2 x plugs. **£1.00**



48-119 Straight pin header plug. Double row type. Two rows of 30 giving 60 in total. Snap them off to whatever length you require. 75mm long, 2mm pitch. Fits into standard 0.1 Vero board. **50p Each**



48-122 BNC plug, 75 ohm. Crimp type. Made by Suhner. **75p**



48-124 IP44 plug. 3 pin, 100V-130V @ 32A. 57mm diameter x 135mm long. Made in England by Lewden, type PM32. **£1.50**



48-128 Scart plug to a 2 way scart socket adaptor. 400mm long cable to give a 2 into 1 splitter. Can be used either way round. All pins connected. **£5.95**



48-129 Scart plug to a 5 scart socket block type adaptor. Run five units of one. 400mm long lead. **£11.00**

ENCLOSURES



42-528 Enclosure. Miniature tin box designed to solder the lid on so you can't get in to the interior. Dimensions 60 x 40 x 6mm. **50p each or pack of 10 for £2.00**



60-023 Metal enclosure. Brand new. 4 x rubber feet. Various holes and slots at rear for connectors and holes for ventilation on sides. Nice quality. 310 x 225 x 68mm. **£6.00**



60-070 ABS, "U" shaped instrument case. Black. Made by Teko, part number WALL 3. 153 x 85 x 57mm. **£2.00**




70-018 White ABS box with 4 fixing screws for the lid included. 150 x 80 x 50mm. **£1.50**



70-007 ABS, "U" style, fit together project box. Made by Teko. 153 x 85 x 57mm. **£1.50**



70-019 Black ABS enclosure with mains plug on the side. Designed for you to build your own PSU. Exterior dimensions 43 x 75 x 43mm. **£1.00**



60-009 Plastic storage, hobby box. Hinged, clear lid with fastening clips and neat carrying handle. 240 x 170 x 45mm. **£1.50**



48-163 White ABS enclosure. Made by Teko, Model No. SR23. 4 hole screw fixing. 76 x 64 x 41mm. **£1.25**



48-165 Black ABS enclosure with PP3 battery holder. Single hole screw fixing. 100 x 60 x 30mm. Made by Teko, Model No. 10012. **£1.00**




70-067 19" rack case with ears. Ex-equipment but in very good condition. The sides are drilled for ventilation and the rear has holes punched for "D" type connectors. The front panel is a bit sticky where a keypad was removed by the supplier. 4 round rubber feet are also mounted on the base. These retail for over £60.00. **Our price £12.00**



48-169 ABS plastic, neat oval shaped black box. 100 x 50 x 24mm. **75p**



48-166 Miniature key fob case. 45 x 35 x 14mm. Black ABS. One switch type. **75p**



48-167 Key fob case. Three button type. Black ABS. 60 x 36 x 16mm. **75p**



48-168 ABS key fob case. One button type with one hole for LED. 57 x 36 x 16mm. **75p**



80-108 White ABS mains power supply case with plastic earth pin. External case dimensions 75 x 46 x 50mm. **£1.00**

80-109 Black ABS mains PSU case with plastic earth pin. External case dimensions 75 x 46 x 50mm. **£1.00**




80-107 Metal screening box with clip on bottom and top lid. 225 x 105 x 52mm. This would normally retail for around £10.00! **£3.00**



80-126 EMC shielded case. Two tone grey/cream. Includes fixing screws and feet. 230 x 180 x 44mm. These would normally cost £32.00 each. **Our Price £9.00**



80-123 Instrument case, black, made by Teko, Model No. 765. 268 x 220 x 63mm. Plastic. Front and back plate. Easy for drilling. **£8.00**



80-135 Flat pack fan, 12V DC. Made by Papst. Air flows around the blades and out the side to produce a strong air flow. Excellent for cooling down in crowded enclosures. 121 x 121 x 37mm. Ex-equipment but in full working order and excellent condition. These are normally over £25.00 new. **Our price just £5.50**



80-111 Hand held, clip together style box with 4 squares punched for switches. 105mm long x 64mm wide x 18mm (height 1) and 25mm (height 2). Has a neat slide off back so you can fit a PP3 battery. **£1.00**



80-114 Black ABS instrument case with aluminium front and back. Made by Hammond Manufacturing. 133 x 133 x 51mm. 2 screw hole fixings. **£3.00**



80-127 EMC shielded case. Black. Includes fixing screws and feet. 230 x 180 x 44mm. These would normally cost £32.00 each. **Our Price £9.00**



60-007 0.24A, 12V DC fan. 120 x 120 x 38mm. Plastic. Brand new. **£4.00**



80-112 Remote control style enclosure. Made by Teko, Model No. SQ2. 175 x 61 x 24mm. Grey/creamy colour. Battery compartment to house a PP3 battery. **£1.25**



80-117 Instrument case, grey ABS with aluminium front and back panel. Vents for air circulation. Made by Teko, Model No. KL11. 178 x 128 x 36mm. **£3.00**



80-128 EMC shielded metal case. Includes fixing screws and feet. 200 x 130 x 43mm. These would normally cost £26.00 each. *Only 5 of these in stock, mixed colours.* **Our Price £7.50**



56-006 Brand new 12V DC fan. 80 x 80 x 25mm with 10" red and black lead. **£2.95**



80-119 Sloping, black ABS box with a 12 digit keypad mounted on top. Made by Teko, Model No. 550SM. 144 x 85 x 30mm (highest point) and 20mm (lowest point). 4 hole screw fixing. **£1.75**



80-115 Creamy white ABS box. 'Clipper' hand held style with PP3 battery compartment. Made by West Hyde. 105 x 60 x 21mm. These normally sell for around £4.50. **Our Price Just £1.00**



80-129 EMC shielded metal case. Black. Includes fixing screws and feet. 160 x 132 x 44mm. These would normally cost around £20.00 each. **Our Price £6.00**



38-466 50 x 50mm, 12V DC fan. 10mm thick with 7 blades and 180mm long lead. Made by Delta Electronics. **£2.00**




80-110 Desk top clock style, empty enclosure. White ABS. Interior dimensions 124 x 47 x 67mm deep. No front plate. **£1.00**



80-124 EMC shielded, black metal box. Includes screws and feet. 295 x 258 x 43mm. These would normally cost £42.00 each. **Our Price £11.00**



80-130 As above but two tone grey/white. These would normally cost around £20.00 each. **Our Price £6.00**



48-126 40 x 40 x 19mm fan. 5V DC. Made by Sunon. **£2.00 Each**

FANS

FINISHED GOODS



80-113 Sloping front, black ABS enclosure. Made by Teko. 144 x 84 x 55mm (top height) and 45mm (bottom height). 4 screw holes for fixing. **£1.50**



80-125 EMC shielded, two tone grey/cream metal box. Includes screws and feet. 295 x 258 x 43mm. These would normally cost £42.00 each. **Our Price £11.00**



70-059 24V DC, 5W, Papst cooling fan supplied complete with 1 x fan grille. 120 x 120 x 33mm. **£4.00**



MK089 Game Boy carrying case with magnifier lens and light supplied inside. Complete with carrying strap. Suitable for old black and white Game Boy. **£5.95**



70-072 2 way TV amplifier. All customer returns but sometimes they do work with a TV amplifier. Sometimes it amplifies the interference and customers thought they were duff and returned them. We purchased two big boxes from our wholesaler and are offering them for just **£1.50 Each**



70-057 Yaesu FF5, LF filter. Designed to reject signals above 500KHz. Consists of a 3 way slide switch and a neat 3 way terminal block. 80 x 55 x 35mm. **£1.50**



60-052 Telephone answering machine. Made by Phonewise, Model 901. Complete with PSU and lead. Touch tone remote access and one touch message play back. Micro cassette type (included). BT approved. Brand new and boxed. **£12.95**



70-048 Map by the RSGB, IARU Locator of Western Europe. Designed to pin on the wall. Scale 1:2,000,000. Indicates the VHF and UHF stations. Measures 1250 x 930mm. **£1.50**



38-473 Parallel printer port transmitter (not much use without the receiver so sold for spare value only). A neat gender changer style case with a 25 way plug one end and a 4 way RJ45 socket the other. Inside is a PCB with an LED, transistor 2N3904, capacitors, resistors, diodes, 4021 and a 20 pin IC believed to be some sort of transmitter but no part number marked on it. SMC Part No. LU 7000 TX. **£1.50**



80-000 Mobile phone case. Leather with belt clip. Designed for a Philips Giga. 58mm wide x 160mm long x 25mm deep - does stretch a bit. **£1.00**



80-001 Mobile phone case. Leather with belt clip. Designed for a Panasonic G520. 54mm wide x 150mm long x 22mm deep - does stretch a bit. **£1.00**



80-002 Mobile phone case. Leather with belt clip and carrying wrist strap. Designed for a LCNK518 phone. 46mm wide x 140mm long x 16mm deep - does stretch a bit. This is our most popular selling case. **£1.00**



38-279 Single channel timer. Yearly programmable. DIN rail and wall mounting. 16A, 250V. 99 memory locations. Auto summer time adjustment. Internal Ni-Cad battery. Manual override facility. Date priority switching, a special program can be inserted for any day of the year which will override the normal program. All instructions included. **£20.00**
38-280 As above but 2 channel timer. **£25.00**

MOBILE PHONE CASES



ALL CASES ARE LEATHER

VARIOUS SHAPES & SIZES

Bulk Buyers Delight

Yes, we've just purchased a massive job lot of mobile phone cases. You could sell them at your local car boot sale, market, shop, etc. All of them are made from leather and include a mixture of various styles and sizes. Most have belt clips and wrist straps.

MOB1	Pack Of 25	£12.50
MOB2	Pack Of 100	£25.00
MOB3	Pack Of 500	£100.00
MOB4	Pack Of 1000	£165.00

Higher quantity discounts available on request



70-098 Mobile phone car charger lead. Cigar lighter plug one end to a mini power connector. Coiled lead stretches out to 1.5m. Designed for an SI-S10 phone. **£1.00**



70-099 Mobile phone car charger lead. Cigar lighter plug one end to a multi-way connector the other. Designed for a Mitsubishi MT20 phone. Stretches out to 1.5m. **£1.00**



38-463 Auto antenna booster for car radio. MW/VHF/SW/LW bands. Works off 12V DC. Just connect between your car aerial and radio to improve your reception. **£3.00**



70-090 Magnetic base with 18 feet of RG58 cable to bare end. Very powerful magnet with a 12mm diameter threaded stud at the top. **£5.00**

ESPECIALLY FOR THE YOUNG SCIENTIST

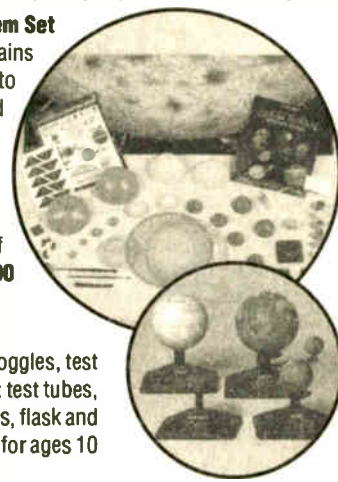



Chemistry Set 100

70-062 100 amazing experiments. Set contains 12 chemicals, litmus paper, goggles, test tube brush, tongs, spirit burner, pipette, filter papers, spatula, watch glass, 4 x test tubes, test tube rack, equipment rack, funnel, glass tube, rubber tube, 2 x drilled corks, flask and 12 x chemical tubes with stoppers. Easy to follow instruction manual. Suitable for ages 10 to adult. **£24.00**

Solar System Set

70-063 Contains everything you need to make, paint and display your very own Solar System. Includes a 64 page Solar System science book and a poster of the Sun. **£27.00**





38-496 Nice quality lead with microphone and ear piece attached. Designed for hands-free on older style mobile phones. Nice tie clip style. 1m long. **£1.00**



80-047 Hyper Peppy II robot kit. Soldering and mechanical assembly required. Yes, build it from scratch! A lot to learn in this fantastic kit which also provides hours of fun. Works from 2 x AA batteries (not included). Sound sensor so when you clap your hands it retreats and changes direction. **£24.95**



42-596 Masking tape, 18mm wide. **95p**



42-308 Assorted cup hooks set contained in a clear plastic storage box. **£1.25**



80-022 Supercast casting resin. Contains 500g pre-coloured resin (ivory), 500g filler, 10ml catalyst/hardener and instructions. 1kg pack. **£15.95**

(Only 4 available - phone before ordering)

80-023 As above but in black. **£15.95**

(Only 1 available - phone before ordering)



80-028 Snapfast Slammers "Street Heat". 16 pieces, pre-decorated body with soft vinyl tyres on rolling wheels. Easy to assemble - snap together. **£9.99**



56-056 Black insulation tape. 11mm wide, 20m roll. **40p**



42-307 Picture hanging kit contained in a clear plastic storage box. **£1.25**



38-228 OBA bolt, 27mm long. Steel, zinc plated. Cheese head, slot type. **Pack of 50 for £1.00**



48-001 Supercast "Antique" colour coating. 60ml bottle. Ideal for the Chess Sets to give an aged look. **£2.99**

48-002 Supercast "Ivory" colour coating. 60ml bottle. For after effects on the Supercast products. **£2.99**

48-003 Supercast "Plaster Sealer". Apply to your plaster of Paris or stone cast to reduce the porosity of the model and provide a sealed surface. 60ml bottle. **£2.99**



80-029 Snapfast Slammers "Rod Rageous". 1:25 scale, snap together model with pre-decorated body and soft vinyl tyres on rolling wheels. Easy snap together model kit. **£9.99**



42-517 Hex threaded stand off. M2.5 bolt on one end and a M2.5 threaded hole the other. 35mm long, metal brass look. **Pack of 12 £1.00**



42-373 Magnets, 16mm in diameter x 4mm thick with a 3mm diameter hole. Made of some sort of resin so you can cut them down with a knife. Not very powerful but you can pull them together around 10mm apart. Useful for fridge magnets or reed switches. **Pack of 20 £1.00**



48-067 Nice little heatsink. Ideal for TO220 or TOP3 cases. 60 x 30 x 15mm. **50p**



42-374 Magnets, 12mm in diameter x 6mm thick with a 3mm diameter hole in the centre. Made of some sort of resin so you can cut them down to whatever size you require. Not that powerful - pulls another magnet in at 10mm. Good for fridge magnets or reed switches. **Pack of 20 £1.00**



80-048 30-in-1, yes, 30 great projects to build all on one board. Solderless connections so you can build the projects again and again. Good to get the youngsters interested. Projects include timer, radio, burglar alarm, rain detector and many more. **£21.95**



80-075 GPS200 Map. Older style GPS unit with glass, TV type tube as display. Overall size 230mm wide x 140mm high x 220mm deep. Boat type works off 12V DC. These have been returned to the manufacturers and are faulty, hence the price. **£25.00**



48-084 Heatsink with sticky back pad for computer chips. 45 x 45 x 9mm. **50p**



42-375 Magnets, 12mm in diameter x 4mm thick with a 3mm diameter hole. Not very powerful but they pull together around 10mm apart. Ideal for fridge magnets or reed switches. **Pack of 20 £1.00**

HARDWARE



70-022 Larger sized nut and bolt mix. A massive job lot that came in all sorts. **2kg for £3.00**




48-135 Remote control for NTL internet service. Got to be good for something? Loads of push buttons. Size 180 x 55 x 25mm. **£1.00**



42-385 Machine screws. Slotted cheese head, M3.5 x 25mm long, steel, zinc plated. We have approximately 125,000 of these and are offering 2 types of packs. **Pack of 1000 for £5.00 or pack of 100 for £1.00**

POLYTHENE BAGS
42-323 Self seal polythene bags, 110 x 110mm. **Pack of 100 for £1.50**



42-325 Heatsink for TO220 or TO126 devices. 51 x 34 x 30mm. **Pack of 4 for £1.00**



48-053 Ferrite rod, 50mm long x 13mm diameter. **50p**



38-270 Heatsink for TO3 devices. 20 x 18 x 20mm. **Pack of 5 for £1.00**



48-160 Brass spy-hole. See clearly who's knocking your door! 40mm long x 12.5mm diameter. **£1.00**



42-313 Tri-circle iron padlock with 3 keys. Size 38mm. **£1.25**



42-387 Anacure industrial grade super glue, standard grade. 20gm bottle. **£2.75**



48-161 Chrome finish spy-hole. Who's knocking on your door? 38mm long x 12.5mm diameter. **75p**



42-314 Tri-circle iron padlock with 3 keys. Size 32mm. **£1.25**



38-469 Miniature circuit breaker. Rated at 20A. Made by Ashley. Rail mounting. BS 3871. **£4.00**



48-152 Brass screws, M4 x 30mm long, slotted pan head. **Pack Of 100 £2.50**



42-555 10 piece car fuse set. Blade type. Consists of 2 x 10Amp red, 2 x 15Amp blue, 2 x 20Amp yellow, 2 x 25Amp clear and 2 x 30Amp green. **£1.25**



38-464 Powerful miniature magnet, 3 x 4 x 4mm. Picks up from over a centimetre away. Ideal for model railways, fridge magnets, reed switches, etc. **Pack of 10 For £1.00**



80-081 32mm chassis mounting fuse holder. Screwdriver release. 1/4" fixing tabs to fit a hole diameter of 15mm. Total length 55mm. **Pack Of 3 £1.00 or Pack Of 100 £20.00**

GOOD QUALITY INSULATION TAPE



Good quality, black PVC, insulation tape with the Butterfly Trademark. 0.13mm x 19mm x 10 yards. **50p**

HARDWARE PACKS OF METRIC SCREWS, NUTS & BOLTS



A range of metric, pan head, steel, zinc plated screws, washers and nuts. Supplied in a convenient pack of 20 of each.

- 38-265** M3, 20mm long. **75p**
- 38-266** M4, 20mm long. **£1.00**
- 38-267** M5, 20mm long. **£1.40**
- 38-268** M6, 20mm long. **£1.80**

KITS

EMERGENCY! EMERGENCY! CALL THE POLICE!



42-529 Alarm kit that consists of 1 x PCB, 1 x speaker, some wire and 1 x switch with data. Very useful for the garage, car, shed, etc. Just simply wire it up and it gives the above statement then a short wailing noise which then repeats itself. Works off 2 x PP3 batteries (not included).

ALARM KIT ONLY £7.50



70-026 Brown parcel packing tape. 2 inches wide, 66m long. Good strong stuff - we use it ourselves! **£1.00 per roll**



48-140 PVC electrical tape, 19mm wide x 0.15mm thick x 33 metres long. Flame retardant, BS3924. **75p**



80-079 1 litre of UHU wood adhesive. Water resistant, fast setting. Stronger than wood itself. **£9.95**



38-275 Clear sellotape, 25mm wide. **60p per roll**



48-064 Black insulation tape. Good quality. 25mm wide x 20m long reel. **60p**



38-401 IEC mains filter plug made by EMI. Rated at 3A. Chassis mounting. **£1.50**



48-123 Nylon pillar with brass insert, threaded M3. Total length 18mm. **Pack Of 10 For £1.00**



48-162 Small laminated padlock with two keys. Body size 30 x 26mm, loop 25mm, making a total height of 51mm. **£1.00**

LEADS



38-274 Lead, 8 pin DIN plug to plug. Gold plated. Very good quality. 7m long. **£3.50**

SPECIAL DEAL ON USB LEADS!



38-419 Video camcorder lead. 8 pin mini DIN plug to 3 x phono plugs. 1.2m long. **£1.50**



38-285 3.5mm stereo plug to socket lead. 3m long. Ideal for speaker extensions. **£2.00**



38-428 USB lead, 2m long, 'A' plug to 'A' plug.

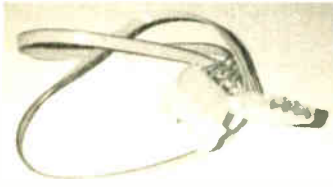


38-429 USB lead, 2m long, 'A' plug to 'B' plug.



38-430 USB lead, 2m long, 'B' plug to 'B' plug.

Only £2.95 Only £2.95 Only £2.95



38-423 Computer power extension cable. 4 pin plug to socket, to extend the 5V and 12V interior supply voltages on computers. **£1.00**



56-150 Phono plug to phono plug lead. 1.5m long, black. **50p each**



56-132 Lead with 2.1mm power socket one end, bare ends the other with a 2 pin reversible plug and socket in between. 2.5m long. Pack of 3. **£1.00**



80-056 8 pin mini DIN plug to 2 x phono plugs. 3m long. **£1.00**



38-424 Lead, 3.5mm stereo plug to 2 x phono plugs. 1.2m long. **£2.00**



56-014 IEC lead. 2m long. 3 pin socket one end and bare the other. Rated at 10Amp, 250V AC. **£1.00**



70-075 Short IEC socket to mains plug, 600mm long. **£1.00**



80-057 1/4" stereo jack plug to 2 x phono plugs. 2.5m long. **50p**



38-426 PS2 to PC keyboard adaptor. 6 pin mini DIN plug to 5 pin DIN socket. **£2.00**



42-334 2m long, phono plug to phono plug lead. All black, RG59V cable. Not bad quality. **60p**



38-440 Lead, mini 8 pin DIN plug to a 6 pin standard size plug. 2m long. **£1.25**



80-059 8 pin mini DIN plug to 2 x phono plugs. 1.2m long. **50p**




56-001 Cigar lighter plug. Good quality with red LED, 1.5Amp, 32mm fuse inside. Attached to 2 core coily lead which stretches to 1.2m. All black. **£1.00**



80-032 IEC socket to mains plug lead. 2m long. **£1.50**



80-060 3.5mm stereo jack socket to 2 x phono plugs. 1.2m long. **£1.00**



38-273 Lead, 8 pin DIN plug to socket. Gold plated. Very good quality. 2m long. **£2.25**



38-439 Lead, scart plug to 2 x phono plugs for video in and out. 1m long. **£1.25**



80-054 Scart plug to 8 pin DIN plug. 1.2m long. **£1.00**



80-061 6 pin DIN plug to 6 pin DIN plug lead. 2m long. **50p**



38-417 DC power lead. 1 x 2.5mm power socket R/A to bare end. 2m long in black. **£1.00 For 3**



38-427 PS2 to keyboard adaptor. 5 pin DIN plug to 6 pin mini DIN socket. **£2.00**



80-055 8 pin mini DIN plug to 6 pin DIN plug. 2m long. **50p**



80-064 8 pin mini DIN plug to 2 x phono plugs (mono camcorder). 3m long. **50p**



80-053 Scart plug to 15 pin, high density 'D' type connector. 0.8m long. **£1.00**



80-058 Scart plug to 2 x phono plugs (video out and video in). 1m long. **50p**



80-065 Scart plug to 6 pin DIN socket adaptor for output. **50p**



80-066 Scart plug to 6 pin DIN socket adaptor for input. **50p**



80-067 Scart plug to 6 pin DIN socket adaptor switched for both input and output. **50p**



80-068 Scart plug to 2 x phono plugs and 1 x 4 pin mini DIN 'S' plug. 1.5m long. **£1.00**



80-069 8 pin mini DIN plug to 3.5mm stereo jack plug. 3m long. **50p**



80-063 8 pin mini DIN plug to a 6 pin DIN plug. 3m long. **50p**



80-062 8 pin mini DIN plug to a 6 pin DIN plug. 2m long. **50p**



80-070 Scart plug to 8 pin mini DIN plug for camcorders. 1.3m long. **£1.00**



80-071 2 pin DIN plug to plug lead. 5m long. **50p**



48-078 Scart to 3 phono plugs lead, 1.5m long. **£1.95**



48-075 Adaptor, 7 pin mini DIN plug to 1 x phono socket and a 4 pin mini DIN socket. **£1.50**



48-073 Single phono plug to single phono plug lead. 2m long on 75R coax black cable. **£1.00**



48-074 4 pin mini DIN plug to plug lead. 2m long. **£1.75**



48-076 Lead, 3 phono plugs to 3 phono plugs. 1.5m long grey cable. 1 x red, 1 x white and 1 x yellow plugs each end. **£1.25**



48-136 Coax plug to socket lead. Black, 1.8m long. **£1.25**



80-100 IEC, right angle plug moulded on a 1m long lead. Black. **£1.00**



48-120 3.5mm stereo jack plug to plug lead, 1.8m long. **£1.50**



48-154 6 pin mini DIN, PS2 type plug on a 2m long lead. Bare wire at the other end. **50p**



80-106 Lead, IDC socket one end to a continental plug the other. 2m long. **£1.00**

MODEL RAILWAY



42-534 Single '00' gauge station lamp (old style). Hand made. **£4.70**

42-535 Twin '00' gauge station lamp (old style). Hand made. **£4.95**

MOTORS



48-159 Vibrating motor for use in pagers and mobile phones, etc. 18mm diameter x 4mm thick with 500mm flying leads. **£1.50**



48-056 3V motor, miniature type. Total length including spindle 40mm x 26mm x 18mm. 1000RPM approximately. **£1.00**



56-141 6V DC motor. Reversible. Approximately 12,000 RPM. Good quality. Square plastic mounting plate with 4 fixing holes on rear of motor. Body size 35 x 19mm diameter. Total length including spindle 62mm. **50p each**



56-143 10 1/2 V DC motor. Reversible. Approximately 9,000 RPM. Good quality. Square plastic mounting plate with 4 fixing holes on rear of motor. Body size 35 x 19mm diameter. Total length including spindle 62mm. **50p each**


VIBRATING MOTOR



48-141 Good quality vibrating motor as commonly used in the mobile phone and pager industry. Working voltage 3-6V DC. The off centre weight which makes the motor vibrate can easily be removed. Total length 18mm x 6.5mm. Shaft diameter 0.8mm.

Only £2.00


OPTO



56-015 Mixture of LED's. Could be any size, from as small as 1.8mm to as large as 8mm - any shape, any colour, but sorry, no blue. **Pack of 40 £1.00**



42-346 MBC bulb holder. Just drill a hole in a box 14mm diameter and it clips in. Solder tag connection. Made by Bulgin. **Pack of 4 £1.00**



38-489 Wire ended neon with resistor already soldered in for 230V AC. 7mm diameter x 12mm long lens with 100mm long leads. **£1.00 For Pack Of 8**



38-449 Green LED bar, 8 pin type. 4 LED's inside. 5mm high x 20mm wide x 6mm deep. Part No. HLMP-2550. **Pack Of 3 For £1.00**



38-484 MES lamp holder with two screw fixing holes for mounting. Screw terminals for connection. White. **£1.00 For Pack Of 4**



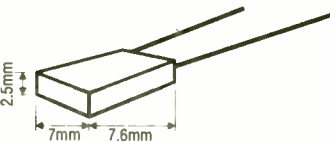
38-283 Mixture pack of LED's. All sorts of shapes and sizes and colours. **Pack of 100 £3.50**



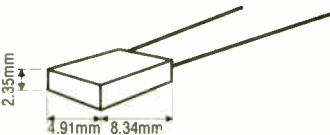
38-414 Red LED. Oblong with a neat white housing. Standard 2-3V working. 6 x 4mm. **£1.00 For 25**




OJ201 Super mixed LED pack. Contains round, square and rectangular (5mm, 3mm, etc.) in red, green and yellow (no blue available). **£3.50 per pack of 100**



OJ205 Senior Elec 65045CK red hi-eff LED pack. **£2.00 per pack of 100**



OJ211 Siemens Q62703Q541 green LED pack. **£2.00 per pack of 100**



38-491 3mm red LED's, 2-3V working, 20mA. **£1.00 For Pack Of 25**



56-062 Grain of wheat bulb's. 12V red wire ended bulb with 120mm long leads. Bulb size 3mm diameter x 10mm long. **Pack of 5 £1.00**



48-115 1.5V Mes lensed bulb. **Pack of 6 £1.00**

PCB's



42-546 Two part PCB with some data. TV, customer interface unit consists of the following components: 7 segment display, SAA1293 control IC, MDA 2061 Eprom, TBA2800 infra red amplifier, lots of capacitors, resistors and transistors and a 4433 619KHz crystal. **£2.50**

POWER SUPPLIES



42-382 16VA, PCB mounting, encapsulated transformer. 230V AC in with two outputs @ 14V AC, 0.57Amp each. Dimensions 57 x 57 x 40mm. **£3.50**




42-380 Transformer, mains input with a 14V, 700mA AC output. Dimensions 55 x 50 x 45mm with 2 lugs at the bottom for chassis mounting. **£3.00**



42-381 Transformer, mains input with a 16V, AC output @ 160mA. Dimensions 36 x 36 x 32mm with 2 lugs at the bottom for chassis mounting. **£3.00**

PANELS




38-437 Some sort of alarm panel with various surface mount chips, 1 x 9-830 crystal, 1 x TMP90C041N in socket, 3 x capacitors and two 8W PCB mount terminals. 130 x 100mm. **50p Each**



70-081 Some sort of alarm control unit mounted in a ABS box, 145 x 85 x 75mm. The panel consists of 4 x CMOS IC's, 1 x 48V bulb and holder, 2 x relays, 1 x 12V high pitched buzzer and various resistors and capacitors. Good for spares. Brand new and boxed. **£3.00**


VACUUM FLOURESCENT DISPLAYS



48-094 Vacuum fluorescent display, 20 x 1. Alphanumeric characters, height 6mm, 5 x 7 dots. Overall size 112 x 25 x 12mm including pins. Regret no data at present (if obtained we will forward to you immediately). **£3.50**




48-092 Vacuum fluorescent display, 10 x 1. Numeric display, 1/2 facility at the end. Digit size 9mm. Overall size (including pins) 130 x 32 x 9mm. **£1.50**



48-093 9 digit, numeric vacuum fluorescent display with 1/2 facility at the end. Digit size 12mm. Overall size (including pins) 120 x 38 x 18mm. **£1.50**

Switch Mode PSU



60-012 Switch mode PSU, made by Weir, model number HSS100-16. Input 110V-120V AC or 220-240V AC. Output 5.1V DC @ 20Amp, 12V DC @ 2Amp, 24V DC @ 2Amp, -5V DC @

1Amp and -12V DC @ 2Amp. All ex-equipment but fully working and in very good condition. Size 210 x 118 x 60mm. Brand new these would set you back £132.00 + VAT!

Our Price Only £9.00



60-021 PSU, 240V AC in and 13.5V DC @ 700mA out. Could be used for charging batteries. CE approved. Plug in the wall type with a 2m lead to a 3.1mm power socket. **£3.50**



70-097 Mains PSU down to 8V @ 300mA and 9V @ 200mA via a 2m lead with a J45 plug on the end. **£2.95**



Stripboard. Standard copper tracks with 1mm diameter holes drilled at 0.1" intervals. Ideal for project making.


J1017 100 x 160mm (35 strips x 61 holes). **£2.10**

J1018 100 x 250mm (35 strips x 96 holes). **£3.10**



A range of all metal construction DC motors with various voltages and speeds. Ideal for the modeller.

J1012 Operating voltage 1.5 - 3V. Speed approximate, depending on voltage, 8,700 - 16,300 RPM. Torque @ 1.5V = 6.2 GCM and @ 3V = 10.5 GCM. 20mm diameter and 38mm long including spindle. 2mm diameter spindle. **60p Each**



56-089 Game Boy PSU - for either recharging the Game Boy Ni-Cad pack above or just simply running the Game Boy itself. 6V DC, 100mA. **£2.00**



80-078 Mains PSU, 220-240V AC input, 15V DC, 800mA output. Plug in the wall type. 2m flying lead to a 2.1mm power socket. **£3.95**



Solderless prototype board. 840 tie points for an easy way to design or experiment with projects.

J1019 PB102 proto board, 175 x 61mm. **£7.20**



J1013 Operating voltage 3 - 6V. Speed approximate, depending on voltage, 9,700 - 17,100 RPM. Torque @ 3V = 15 GCM and @ 6V = 26.5 GCM. 24mm diameter and 45mm long including spindle. 2mm diameter spindle. **£1.00 Each**




70-069 100W switch mode PSU. 115V or 230V input. Made by Weir, part number HSS100P. Ex-equipment but fully working. Output voltages are 5V @ 20A, 12V @ 2A, 24V @ 2A, -5V @ 1A and -12V @ 1A. Case size 210 x 115 x 62mm. These retail for around £130.00 each. **Our Price £9.00**



80-080 Plug-in PSU, 230-240V AC input, 6V DC, 12.6VA output. Plug in the wall PSU with a 2m flying lead to a 2.5mm power socket. **£3.00**




J1016 Miniature impeller designed to fit a 2mm diameter shaft. 57mm in diameter with 4 blades. **90p Each**



J1014 Operating voltage 12 - 24V. 19,500 RPM @ 18V and 69 GCM @ 18V. 27.5mm diameter and 51mm long including spindle. 2.3mm diameter spindle. **£2.90 Each**



70-073 Cigar lighter adaptor to convert 13.8V DC down to 9V DC. 3m lead to a 2.5mm power socket. Brand new. **£1.25**



80-132 Switch mode PSU. Nice little unit. Model No. BM43024. Input 120V AC or 240V AC. Output +5V @ 2.5A and +12V @ 2A, 36.5W. Semi-cased with mains IEC filter and switch. **£3.95**



Miniature crocodile clips complete with red or black insulating cover. Solder type with cable grip. 35mm long.

J1008 Red. **10p Each**
J1009 Black. **10p Each**



J1015 Operating voltage 6 - 12V. Speed @ 6V 8,900 and @ 12V is 16,200 RPM. Torque @ 6V = 174.4 GCM and @ 12V = 236.5 GCM. 35mm diameter and 67mm long including spindle. 3.2mm diameter spindle. **£4.40 Each**



70-094 Switch mode PSU. Brand new. Input 100-127V AC or 200-240V AC (set at present for 230V AC). DC output +5V @ 18A, +12V @ 4.2A, -12V @ 0.4A, -5V @ 0.3A, +5V (aux) @ 0.02A and +3.3V @ 0.3A. Maximum power output 147W. Input via a 3 pin IEC connector. These are cased and even have a fan inside. 155 x 110 x 105mm. **£5.95**

REGULAR LINES



J1036 Safety test leads for multimeters. 4mm standard shrouded plug one end and test probe at the other. 90cm long. 1 x red and 1 x black. **£3.60**



Heatshrink sleeving available in black. Shrinks down to approximately 50% of its original size when heated to 100°C or above. Available in 6 different sizes, supplied in 1.2m lengths.

J1001 2.4mm diameter. **£1.16**

J1002 3.2mm diameter. **£1.28**


J1003 4.8mm diameter. **£1.56**

J1004 6.4mm diameter. **£1.84**

J1005 9.5mm diameter. **£2.20**

J1006 12.7mm diameter. **£2.60**

J1007 A pack of 1 of each of the above is available at a discounted price. **£7.95**

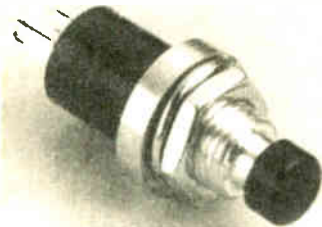


J1035 Test lead kit. Red and black leads, 90cm long with screw on accessories including spade terminals, 4mm banana plugs, crocodile clips and long prods. **£3.90**



Miniature push button switches. Low cost, push to make. All 28mm long x 10mm diameter. To fit hole cut out of 7mm diameter. Supplied in various different colours.

- J1026** Push to make, red. 30p
- J1027** Push to make, green. 30p
- J1028** Push to make, black. 30p
- J1029** Push to make, blue. 30p
- J1030** Push to make, yellow. 30p
- J1031** Push to make, white. 30p



Miniature push to break switches. A better quality push to break switch. 30mm long x 11.5mm diameter, to fit a hole cut out of 7mm diameter.

- J1032** Push to break switch. 50p



J1040 Heatsink compound to give a positive heatsink seal between components and the heatsink to help dissipate heat effectively. Supplied in a 25gram tube. £3.20




J1037 Switch cleaner. Ideal for removing dirt and grease from switches leaving a residual to help conduct electricity. 200ml aerosol. £3.70



J1038 Foam cleaner. Ideal for cleaning grease and grime from glass, metal, wood, vinyl, etc. 400ml aerosol. £3.70




J1039 'Freeze It' to help in fault finding. Reduces the temperature of components to approximately -60°C in just two seconds. 200ml aerosol. £7.90



A range of kits all supplied with easy to follow instructions. All components and PCB's are included - the only thing you may require after building is a box!

J1041 Radio kit, AM, including headphones. Requires a PP3 battery. £11.80




J1042 Sound effects generator. Will produce a wide variety of sounds. Requires a PP3 battery. £7.00



J1043 Electronic dice. Enables you to simply press a button and randomly select a number between 1 and 6. Requires a PP3 battery. £8.80




J1046 Solar educational kit. More advanced and powerful version of the above kit. Consists of 8 solar modules. £14.60



Educational bench meters. A neat, easy to read, analogue scale with easy to use binding posts or 4mm sockets for connection. Size 100 x 133 x 97mm.

J1033 DC Amps, 0 to 3A. £8.50

J1034 DC Volts, 0 to 15V. £8.50



Bridge rectifiers. 1.5A, 9mm diameter x 4mm high with approximately 30mm long legs.

J1020 1.5A, 50V, W005. 26p

J1021 1.5A, 100V, W01. 28p

J1022 1.5A, 200V, W02. 30p

J1023 1.5A, 400V, W04. 32p

J1024 1.5A, 600V, W06. 34p

J1025 1.5A, 800V, W08. 36p



IEC connectors. IEC cable mounting connectors with screw terminals for easy connection.

J1010 IEC straight socket, rated at 6A, 250V AC. £1.50



J1011 IEC straight shouldered plug, rated at 10A, 250V AC. £1.90



J1045 Solar educational kit. Consists of a 400mA solar module, DC motor, propellor and discs. No battery required. £7.00




J1044 Photo sensor and control relay kit. Requires a PP3 battery. £8.80

RELAYS




38-246 6V, SPCO, PCB mounting relay. Body size 15 x 10 x 10mm. Pack of 3 for £1.00



56-032 Sub miniature relay. 9V DC SPCO. Made by Fujitsu, FBR211 series. Contact rating 1Amp @ 24V DC. PCB mounting. Body size 17 x 12 x 12mm. Pack of 4 £1.00




42-567 5V DC DPCO relay. Swiss made, part number SM2. PCB mounting. Body size 15 x 12.5 x 9mm. Pack of 4 for £1.00



42-531 Mixture pack of relays. We have just purchased a large job lot of relays and these are the ones we are overstocked on. You get 10 different, from as low as 4.5V to as high as 24V. There are some SPCO, DPCO and 4PCO. All brand new. Various styles and types. Pack of 10 for £2.50



42-574 Low profile 6V DC DPCO relay. Made by NEC, model number MR22-65. 137 ohm rated at 2Amps, 30V DC. Body size 30 x 19 x 11mm. Pack of 3 for £1.00



56-039 Relay Omron G5A series. 4.5V DPCO bifurcated contacts. BT type 53 approved. Low 85mW pick up power, permanent magnet construction. Coil polarity must be ordered. Omron part number G5A-234P-53/1. These usually sell for around £3.00 each. **Pack of 3 £1.00**




56-079 12V DC, 4P, 2 x change over and 2 x on/off. Rated at 3Amps, 250V AC. Contacts can either be plugged into a standard base or soldered. Body size 30 x 30 x 18mm. **£1.00**



42-577 24V DC 4 PCO relay. Rated at 3Amps, 220V AC/300V DC. Body size 33 x 27 x 21mm. **Pack of 2 for £1.00**



42-578 Mains 220V AC coil relay. 4 PCO, rated at 3Amps, 220V AC/30V DC. Body size 32 x 28 x 22mm. **£2.00 each**



42-575 Low profile 6V DC 4 PCO relay. Made by NEC, part number MR24-65. Rated at 2Amps, 30V DC, 90 ohm. Body size 29 x 24 x 11mm. **Pack of 2 for £1.00**



42-572 26V DC DPCO continental style relay. 700 ohm, will operate as low as 16V DC. Made by Varley, model number VP2/DMKAB/26. Body size 30 x 24 x 18mm. **Pack of 2 for £1.00**



42-568 5V DC DPCO relay. Fits into a 16 pin DIL socket. 47/5. BT approved style. Rated at 1Amp, 30V DC. Body size 20 x 10 x 11mm. **£1.00 each**



38-454 Relay, 12V, 4PCO, rated at 1A. PCB mounting. Body size 30 x 24 x 11mm. **£1.00**



48-011 110V AC relay. Rated at 10A, 250V AC. Test button. Overall size 65 x 35 x 35mm. **£4.00**



42-566 6V DC SPCO relay. Made by NEC, part number MR31-6. Rated at 6Amps. PCB mounting. Body size 23 x 16 x 21mm. **Pack of 3 for £1.00**

48-012 240V AC DPCO octal base relay. Rated at 10A, 250V AC. Overall size 65 x 35 x 35mm. **£5.00**

48-013 12V AC 3PCO, 11 pin octal base relay. Rated at 10A, 250V AC. Overall size 65 x 35 x 35mm. **£5.00**



42-576 24V DC SPCO relay. Made by Zettler, part number AZ692-052-52. Rated at 8Amps. PCB mounting. Body size 26 x 27 x 12mm. **Pack of 2 for £1.00**



48-029 12V DC 4PCO relay. Rated at 5A, 250V AC. Body size 35 x 28 x 20mm. **£2.00**

48-030 230V AC DPCO relay. Rated at 10A. Body size 35 x 20 x 26mm. **£2.00**


48-031 230V AC 4PCO relay. Rated at 3A. Body size 35 x 20 x 26mm. **£2.00**



48-026 12V DC relay. Miniature PCB mounting type. SPCO. Part No. D012-M. Body size 15 x 10 x 10mm. **50p**

48-027 12V DC SPCO relay. Made by Zettler, Part No. AZ696-1C-12DE. Rated at 8A, 250V AC. Body size 30 x 10 x 15.7mm. **£1.00**

48-028 12V DC SPCO relay. Made by Taiko. Rated at 5A. Sub miniature, PCB mounting. Body size 22 x 16 x 16mm. **80p**



48-008 12V DC DPCO octal base relay. Rated at 10A, 250V AC. Test button. Overall size 75 x 35 x 35mm. **£5.00**

48-009 24V DC DPCO octal base relay. Rated at 10A, 250V AC. Test button. Overall size 75 x 35 x 35mm. **£5.00**

48-010 220V AC DPCO octal base relay. Rated at 10A, 250V AC. Test button. Overall size 75 x 35 x 35mm. **£5.00**



48-037 24V DC SPCO relay. Rated at 16A, 250V AC. Made by PED. Body size 30 x 25 x 14mm. **£1.00**

48-038 24V DC DPCO relay. Rated at 3A, 250V AC. Body size 30 x 24 x 18mm. **£1.00**




48-032 24V DC 4PCO relay. Rated at 5A, 240V AC. Body size 35 x 28 x 20mm. **£1.00**

48-033 12V DPCO relay. Rated at 10A, 250V AC. Body size 35 x 28 x 22mm. **£1.50**

48-034 5V DC SPCO relay. Micro miniature type. PCB mounting. Made by ITT. Body size 12 x 6 x 9mm. **50p**



38-298 24V DC coil relay. SP make, PCB mounting. Capable of switching 10A, 240V AC. Made by Potter & Brumfield, part number T91S1D22-24. Body size 32 x 27 x 27mm. **£2.00**



48-023 12V DC SP relay. Easy fix on 1/4" tabs. Body size 30 x 30 x 12mm. **£1.00**

48-024 12V DC SPCO relay. Rated at 16A, 250V AC. PCB mounting. Made by PED. Body size 28 x 25 x 12mm. **£1.50**

48-025 6V DC SPCO miniature relay. PCB mounting. Body size 15 x 9 x 10mm. Made by SDS, Part No. DS1M. **50p**



48-017 5V DC SPST (NO) relay. Low profile, PCB mounting type. Body size 20 x 12.5 x 10mm. Made by Taiko, Part No. FX-5M. **75p**

48-018 12V DC SPST (NO) relay. Low profile, PCB mounting type. Body size 20 x 12.5 x 10mm. Made by Taiko, Part No. FX-12M. **75p**

48-019 24V DC SPST (NO) relay. Low profile, PCB mounting type. Body size 20 x 12.5 x 10mm. Made by Taiko, Part No. FX-24M. **75p**



48-020 12V DC relay, SPCO. Made by Kam Ling. Rated at 5A, 220V AC. Body size 24 x 21 x 16mm. PCB mounting. **£1.00**

48-021 6V DC relay, SPCO. Made by ITT. Rated at 5A, 120V AC. Body size 21 x 15 x 15mm. PCB mounting. **75p**

48-022 12V DC relay, SPCO. Made by NEC. Rated at 10A, 120V AC. Body size 22 x 16 x 15mm. PCB mounting. **75p**



48-014 5V DC DPCO relay. PCB mounting, BT style, made by ITT, Part No. MT2. Body size 20 x 9 x 10mm. **£1.00**

48-015 48V DC 3PCO octal base relay. Rated at 10A, 250V AC. Overall size 65 x 35 x 35mm. **£4.00**

48-016 12V DC SPCO relay. Rated at 5A, 28V DC/2.5A, 240V AC. Body size 21 x 16 x 15mm. Made by Original. **80p**



48-035 24V DC DPCO relay. Rated at 3A. Body size 30 x 30 x 20mm. **£1.00**



48-054 5V DC relay, DPCO, BT style. Rated at 2A. PCB mounting. Body size 20 x 11 x 9mm. **£1.00**




Diagram Of Pins

48-091 Relay base for SPCO vertical style relays. DIN rail or chassis mounting. Overall size 67 x 36 x 16mm. **50p**

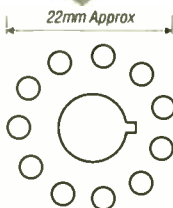


Diagram Of Pins

48-089 11 pin, octal style relay base. Chassis or DIN rail mounting. Overall size 55 x 45 x 30mm. Screw fixing for relay contacts. **£1.00**

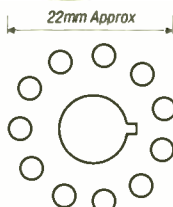


Diagram Of Pins

48-088 Relay base for 11 pin, octal style relays. Chassis or DIN rail fixing. Overall size 56 x 38 x 26mm. Screw fixing for relay contacts. **£1.00**



Diagram Of Pins

48-090 Relay base for vertical mounting SPCO style relays. DIN rail or chassis mounting. Overall size 74 x 16 x 25mm. **50p**

SEMICONDUCTORS




56-005 Zener diode pack. Mostly 400mW but a few higher. All are clearly labeled and sorted. At least 15 different values. **Pack of 100 £2.25**



56-003 1N4148 signal diodes. **Pack of 50 £1.00**

56-057 Transistor MJE340. High power NPN, TO126 case. VCB max 300V, VCE max 300V, VCB max 3V, IC max 500mA, HFE bias 50mA, HFE 30/240. **Pack of 6 £1.00**

56-044 Transistor, BC307. TO92 case, PNP. **Pack of 25 £1.00**




38-281 Bridge rectifier, 25A, 200V, KBPCW 25-02. 29 x 29mm. PCB mounting. **£2.00**



48-113 ZTX 212 transistor. Eline TO92. Plastic type package, PNP. **Pack of 25 £1.00**



48-082 NE 567N, 8 pin DIL IC tone decoder. **Pack Of 3 For £1.00**




56-012 Transistor pack - various different types from T03, T05, T018, T092, T0126, star shape, etc. PNP and NPN types plus some MU, 2N, MPS, BC and TIP numbers. **Pack of 30 £2.50**

56-066 TL082CP, 8 pin DIL IC. Dual bi-fet op amp. **Pack of 5 £1.00**



48-174 8MHz crystal, gold plated pins. Miniature case size 8 x 7 x 2mm. **50p**



48-173 2.000MHz crystal, HC18/U case. **50p**



48-175 20MHz crystal, low profile, HC49/SU case. **50p**



56-155 KBPC3501 bridge rectifier. 100V, 35Amp. **£2.50 each**

SOLDERING AIDS



42-510 3 metre hank of 22g fluxed solder. **50p**

STATIONERY



42-593 UHU stick, 21g. For card and paper. Neat tube that twists at the bottom for moving the glue in and out. **£1.00**

42-595 UHU power stick, 19g. A multi-purpose, extra strong glue suitable for wood, leather, china, cardboard, metal, glass and most plastics. Good quality and easy to use. **£2.25**



42-592 UHU White Tack. Re-usable adhesive that allows you to stick paper or small objects to a multitude of surfaces around the home, office or school (same as Blue Tack). **£1.00**



42-594 UHU super glue. 3g tube. Sticks most materials instantly. Wood, china, cork, leather, fabric, most plastics, rubber, metal and much more. Just watch out for those fingers! **£1.20**

TRANSISTORS

Type No	Case	Disc	Price
BC142	T05	NPN	3 for £1.00
BC214L	T092	PNP	10 for £1.00
BC337	T092	NPN	10 for £1.00
BD116	T03	NPN	2 for £1.00
BD543A	T0220	NPN	3 for £1.00
OC42	X02	PNP	3 for £1.00
OC76	X02	PNP	3 for £1.00
2N697	T05	NPN	3 for £1.00
2N2218A	T05	NPN	4 for £1.00
2N2907A	T039	PNP	5 for £1.00
2N3904	T092	NPN	10 for £1.00
2N4037	T05	PNP	3 for £1.00



74LS Series IC's

Device/ Part No.	Function	Package	Price
74LS00	Quad 2-input pos NAND gate	DIL14	25p
74LS02	Quad 2-input positive NOR	DIL14	25p
74LS03	Quad 2-input NAND O/C op	DIL14	25p
74LS04	Hex inverters	DIL14	25p
74LS05	Hex inverters open collector	DIL14	25p
74LS08	Quad 2-input AND gates	DIL14	25p
74LS09	Quad 2-input NAND O/C op	DIL14	25p
74LS10	Triple 3-input NAND gate	DIL14	25p
74LS11	Triple 3-input AND gate	DIL14	25p
74LS12	Triple 3-input NAND O/C op	DIL14	25p
74LS14	Hex Schmitt trigger inverters	DIL14	40p
74LS15	Triple 3-input AND gate	DIL14	25p
74LS20	Dual 4-input NAND gate	DIL14	25p
74LS21	Dual 4-input AND gate	DIL14	25p
74LS27	Triple 3-input NOR gate	DIL14	25p
74LS30	8-input positive NAND gate	DIL14	25p
74LS32	Quad 2-input OR gate	DIL14	25p
74LS37	Quad 2-input NAND buffer	DIL14	25p
74LS38	Quad 2-input NAND buffer	DIL14	25p
74LS40	Dual 4-input buffer	DIL14	25p
74LS42	BCD to decimal decoder	DIL16	40p
74LS51	Dual 2-2-in AND-OR-INV	DIL14	25p
74LS73	Dual J-K master-slave flip-flop	DIL14	30p
74LS74	Dual D-type edge trig flip-flop	DIL14	25p
74LS75	Quad bistable latches	DIL16	40p
74LS76	Dual J-K master slave	DIL16	40p
74LS83	4-bit binary full adder	DIL16	40p
74LS85	4-bit magnitude comparator	DIL14	40p
74LS86	Quad 2-input EXCLUSIVE-OR	DIL14	30p
74LS90	Decade counter	DIL14	40p
74LS92	Divide by 12	DIL14	60p
74LS93	4-bit binary counter	DIL14	45p
74LS95	4-bit shift register	DIL14	80p
74LS107	Dual J-K flip-flop with clear	DIL14	40p
74LS109	Dual J-K edge trig flip-flop preset	DIL16	40p
74LS112	Dual neg edge trig flip-flop preset	DIL16	30p
74LS113	Dual neg edge trig flip-flop preset	DIL14	40p
74LS114	Dual neg edge trig preset clear J-K	DIL14	40p
74LS122	Retriggerable one shot (clear)	DIL14	25p
74LS123	Dual retriggerable mono	DIL16	40p
74LS125	Quad bus buffer gates (tri)	DIL14	40p
74LS126	Quad bus buffer gates (tri)	DIL14	40p
74LS132	Quad 2-ip positive NAND	DIL14	40p
74LS133	13-input NAND gate	DIL14	50p
74LS136	Quad EXCLUSIVE-OR gate	DIL14	40p
74LS138	3-line to 8-line decoder	DIL16	40p
74LS139	Dual 2-line to 4-line decoder	DIL16	40p
74LS145	BCD decimal decoder 15V output	DIL16	40p
74LS148	8-line to 3-line priority decoder	DIL16	50p
74LS151	1-of-8 data selector/multi	DIL16	30p
74LS153	Dual 4-line data selectors	DIL16	30p
74LS157	Quad 2-line to 1-line data set	DIL16	30p
74LS158	Quad 2-line to 1-line data set	DIL16	40p
74LS160	Synchronous decade counter	DIL16	40p
74LS161	Synchronous 4-bit binary counter	DIL16	40p
74LS163	Synchronous 4-bit bi counter	DIL16	40p
74LS164	8-bit serial-in/parallel-out shift	DIL14	40p
74LS165	8-bit parallel-in/serial out shift register	DIL16	40p
74LS166	8 bit shift register PISO	DIL16	40p
74LS174	Hex D-type flip-flop with common dir	DIL16	40p
74LS175	Quad D-type flip-flop	DIL16	40p
74LS190	Sync decade up/down counter	DIL16	80p
74LS191	Synchronous 4-bit bia counter	DIL16	55p
74LS192	Syn. decade up/down counter	DIL16	55p
74LS193	Syn. 4-bit bin ctr + dual clocks	DIL16	40p
74LS195	4-bit parallel-access shift	DIL16	40p
74LS221	Dual mono multivibrators	DIL16	40p
74LS240	Octal tri-state inverter buffer	DIL20	55p
74LS241	Octal tri-state buffer	DIL16	55p
74LS244	Octal tri-stae buffer	DIL20	40p
74LS245	Octal tri-state bus transceiver	DIL20	40p
74LS259	8-bit addressable latch	DIL20	50p
74LS266	Quad exclusive NOR gate O/C	DIL14	40p
74LS273	Octal D-type flip-flop with clear	DIL20	30p
74LS279	Quad S-R latch	DIL16	40p
74LS283	4-bit binary adder	DIL16	50p
74LS365	Tri-state hex buffer	DIL16	30p
74LS367	Tri-state hex buffer	DIL16	40p
74LS373	Tri-state octal trans latch	DIL20	40p
74LS374	Tri-state octal D-type flip-flop	DIL20	40p
74LS390	Dual decade ripple counter	DIL16	40p
74LS393	Dual 4-bit binary ripple counter	DIL14	40p
74LS688	8-bit magnitude comparator	DIL20	£1.10



4000 Series CMOS IC's

Device/ Part No.	Function	Package	Price	Device/ Part No.	Function	Package	Price
4000	Dual 3-input NOR + inverter gate	DIL14	25p	4066	Quad bilateral switches	DIL14	30p
4001	Quad 2-input NOR gate	DIL14	25p	4067	16 channel multiplexer/dem	DIL20	£1.80
4002	Dual 4-input NOR gate	DIL14	30p	4068	8-input NAND gate	DIL14	30p
4006	18-bit static shift register	DIL14	25p	4069	Hex inverters	DIL14	30p
4007	Dual compl. pair + inverter	DIL14	25p	4070	Quad 2-input exclusive OR gate	DIL14	30p
4008	4-bit full adder	DIL16	40p	4071	Quad 2-input OR gate	DIL14	30p
4009	Hex inverter/buffer	DIL16	50p	4072	Quad 4-input OR gate	DIL14	30p
4011	Quad 2-input NAND gate	DIL14	25p	4073	Triple 3-input AND gate	DIL14	30p
4012	Dual 4-input NAND gate	DIL14	30p	4075	Triple 3-input OR gate	DIL14	30p
4013	Dual D-type flip-flop	DIL14	30p	4076	Quad 3-input OR gate	DIL16	45p
4014	8-bit shift register	DIL16	50p	4077	Quad EXCLUSIVE-NOR gate	DIL14	30p
4015	Dual 4-bit shift register	DIL16	50p	4081	Quad 2-input AND gate	DIL14	30p
4016	Quad bilateral switches	DIL14	30p	4082	Dual 4-input AND gate	DIL14	30p
4017	Decade counter/divider	DIL16	40p	4086	4-wide 2-input AND-OR-INV	DIL14	40p
4018	Presetable divider by n counter	DIL16	50p	4093	Quad 2-input NAND Schmitt	DIL14	30p
4019	Quad 2-input multiplexers	DIL16	50p	4094	8 stage shift+store bus register	DIL16	40p
4020	14 stage binary counter	DIL16	40p	4095		DIL14	60p
4021	8-bit shift register	DIL16	40p	4098	Retriggerable dual monostable	DIL16	40p
4022	Divide-by-8 counter/divider	DIL16	40p	4503	Strobed hex inverter/buffer	DIL16	40p
4023	Triple 3-input NAND gate	DIL14	30p	4508	Dual 4-bit latch	DIL24	£1.50
4024	7 stage binary counter	DIL14	40p	4510	BCD up/down counter	DIL16	50p
4025	Triple 3-input NOR gate	DIL14	30p	4511	BCD to 7 segment dec/driver	DIL16	40p
4026	Decade ctr w dec 7 seg output	DIL16	70p	4512	8 channel data selector	DIL16	50p
4027	Dual J-K master slave flip-flops	DIL16	40p	4514	4-bit latch/4 to 16 line dec (high)	DIL24	£1.00
4028	BCD-tp-decimal decoder	DIL16	40p	4515	4-bit latch/4 to 16 line (low)	DIL24	80p
4029	Syn presentable b/w decoder/ctr	DIL16	40p	4516	Binary up/down counter	DIL16	50p
4030	Quad EXCLUSIVE-OR gate	DIL14	30p	4518	Dual BCD up counter	DIL16	50p
4040	12 stage ripple carry binary ctr	DIL16	40p	4519	Quad 2-input multiplexer	DIL16	50p
4042	Quad clocked D-type latches	DIL16	45p	4520	Dual binary up counter	DIL16	60p
4043	Quad NOR R/S latches	DIL16	40p	4526	Divide by N counter (binary)	DIL16	£1.00
4044	Quad NAND R/S latches	DIL16	40p	4528	Retriggerable dual monostable	DIL16	50p
4046	Micropower phase locked loop	DIL16	40p	4532	8-input priority encoder	DIL16	50p
4047	Monostable/astable	DIL14	50p	4538	Dual monostable	DIL16	60p
4049	Hex inverters/buffers	DIL16	30p	4541	Programmable timer	DIL14	50p
4050	Hex buffers	DIL16	30p	4555	Dual binary-to-1 of 4 decoder	DIL16	60p
4051	Analogue multiplexer/demult	DIL16	40p	4556	Dual binary-to-1 of 4 decoder	DIL16	60p
4052	Analogue multiplexer/demult	DIL16	40p	4585	4-bit magnitude comparator	DIL16	60p
4053	Analogue multiplexer/demult	DIL16	40p	4724	8-bit addressable latch	DIL16	80p
4060	12 stage ripple carry binary ctr	DIL16	40p	40106	Hex Schmitt trigger	DIL14	40p



74 Series IC's

Device/ Part No.	Function	Package	Price
7400	Quad 2-input pos NAND gate	DIL14	40p
7402	Quad 2-input pos NOR gate	DIL14	40p
7403	Quad 2-input pos NAND gate O/C op	DIL14	40p
7404	Hex inverters	DIL14	40p
7406	Hex inverters/buffers/drivers 30V op	DIL14	50p
7407	Hex buffers/drivers with O/C 30V op	DIL14	50p
7408	Quad 2-input positive AND gate	DIL14	40p
7410	Triple 3-input positive NAND gate	DIL14	40p
7414	Hex Schmitt trigger inverters	DIL14	60p
7416	Hex inverter buffer/driver with O/C 30V	DIL14	50p
7417	Hex buffer/driver with O/C 15C op	DIL14	50p
7447	BCD to 7 segment 15V O/C decoder dr	DIL16	£1.00
7486	Quad 2-input EXCLUSIVE-OR gate	DIL14	50p
7496	5-bit shift register	DIL16	85p
74107	Dual J-K master slave flip-flop	DIL14	50p
74121	Monostable multivibrator	DIL14	50p
74123	Dual retriggerable monostable + clear	DIL16	60p
74132	Quad 2-input positive NAND Schmitt	DIL14	60p
74154	4-line to 16 line decoder demultiplexer	DIL24	£1.75
74164	8 bit serial-in parallel-out shift register	DIL14	£1.25



Thyristors

Device/ Part No.	Voltage	Current	Case	Price
PG102DA	400V	0.8A	TO92	35p
C106D	400V	4A	TO126	45p
TIC106M	600V	8A	TO220	80p
TIC126M	600V	12A	TO220	90p



Voltage Regulators

1Amp, fixed positive, TO220 case.

Device/ Part No.	Voltage	Current	Price
7805	5V	1A	40p
7812	12V	1A	40p
7815	15V	1A	40p
7824	24V	1A	40p

1Amp, fixed negative, TO220 case.

Device/ Part No.	Voltage	Current	Price
7905	5V	1A	45p
7912	12V	1A	45p
7915	15V	1A	45p
7924	24V	1A	45p

Adjustable voltage regulators.

Device/ Part No.	Current	Voltage	Case	Price
LM723	150mA	+2V to +37V	14 Pin DIL	75p
LM317L	100mA	-1.2V to +37V	TO92	40p
LM317MP	500mA	+1.2V to +37V	TO220	40p
LM317T	1.5A	+1.2V to +37V	TO220	60p
LM317K	1.5A	-1.2V to +37V	TO3	£3.00

Triacs

Device/ Part No.	Voltage	Current	Case	Price
Z0102MA	600V	0.8A	TO92	70p
TIC206D	400V	4A	TO220	80p
TIC226D	400V	8A	TO220	£1.10
TIC246D	400V	16A	TO220	£1.40

SWITCHES



56-040 Solenoid. Ranges from 4V to 9V. Pulls in by 5mm with a spring to release it to its original position. Plastic, right angle hook on the plunger. Size 50 x 20 x 18mm. **£1.50**



56-023 Rocker switch, SPCO centre off. Rated at 4Amps, 250V AC with 6.3mm fixing tabs. To fit hole cut out 28 x 12mm. **Pack of 6 £1.00**



48-203 On/off type key switch with two keys. The key can be removed in both positions. No rating marked on it and no nuts supplied. 50mm long x 25mm diameter to fit hole diameter 19mm. **£1.25**



56-048 12V automotive on/off rocker switch with 6.3mm tabs to fit a 27 x 11mm cut out. Overall length from tab to top of rocker is 38mm. **£1.00 each**



56-070 Miniature micro switch. Can be used as either normally opened or normally closed contacts. Rating 250V AC @ 7Amps. Body size 13 x 9 x 5mm. **3 for £1.00**



42-502 2 x V3 style micro switches, bolted together with a 45mm long lever coming out. Both have push to make contacts. Rated at 10Amps. **£1.00**



48-060 SPCO push style toggle switch. Rated at 3A, 250V AC. Body size 12 x 7 x 10mm. Total length including button 34mm. **Pack Of 2 For £1.00**



56-059 6V DC solenoid, 12mm pull in type. Body size 35 x 25 x 20mm. Plunger 9mm in diameter. **£1.50**



48-085 SPCO push on, push off style button. Single hole fixing or PCB mounting. Made by C & K. Body size 14 x 12 x 7mm. Total length 38mm. **Pack Of 3 £1.00**



48-059 SPCO rocker switch, white, solder tags. Hole cut out required 19 x 13mm. Overall size (including tags) 23 x 23 x 14mm. **Pack Of 3 For £1.00**



38-297 SPCO with centre off, biased to the centre toggle switch. PCB mounting. Body size 16 x 7 x 12mm. Overall height 29mm. **£1.00 For 3**



38-291 Mains illuminated green rocker switch. Rated at 10A, 250V AC. Made by ETA to fit hole size 45 x 21mm. Overall size 48 x 25 x 45mm. **75p Each**



38-290 SPCO toggle switch with neat flat style plastic dolly. Rated at 3A, 250V AC. 1/4" tabs for fixing to fit hole size 12mm. Body size 28 x 16 x 19mm. Total height including dolly 58mm. **75p Each**



48-005 SPCO with centre off toggle switch. Supplied with nut and washer. Body size 13mm long x 8mm wide x 11mm high. Total length including dolly 33mm. Rated at 1A, 250V AC. To fit a 6.5mm diameter hole. **6 For £2.00**



48-006 SPCO with centre off toggle switch. Supplied with nut and washer. Body size 13mm long x 8mm wide x 11mm high. Total length including dolly 33mm. Rated at 3A, 250V AC. To fit a 6.5mm diameter hole. **5 For 2.00**



48-007 DPCO toggle switch. Supplied with nut and washer. Body size 23mm long x 23mm wide x 11mm high. Total length including dolly 35mm. Rated at 1A, 250V AC. To fit a 6.5mm diameter hole. **4 For £2.00**



38-294 Micro switch with a 40mm long forked lever. Both normally open and normally closed contacts. Hole fixing 9mm apart. Body size 20 x 9 x 6.5mm. **£1.00 For 3**



38-293 DP on/off push switch. Illuminates red on mains. Rated at 10A, 250V AC. To fit hole cut out 24mm. Total length 42mm. 1/4" fixing tabs. These normally retail for around £4.00. **Our Price £1.00**

GOOD QUALITY DRILL SETS



48-299 8 piece high speed, good quality, miniature twist drill set. Contains one of each 0.5mm, 0.6mm, 0.7mm, 0.8mm, 0.9mm, 1mm, 1.5mm and 2mm. Supplied in a neat plastic case. **£4.50**



48-300 16 piece HSS drill set. Good quality containing one of each 0.5, 0.6, 0.7, 0.8, 0.9, 1, 1.1, 1.2, 1.4, 1.5, 1.6, 1.7, 1.8, 1.9 and 2mm. Supplied in a neat plastic case. **£6.95**

TELEPHONE ACCESSORIES




38-216 Telephone socket to socket adaptor. Designed to connect a normal BT plug to a socket. **£1.00**




38-217 Telephone BT plug to 4 spades lead. Ideal for replacing those dog chewed or twisted leads from your phone to the socket. Cream in colour, 3 1/2m long. **£1.25**



56-093 Modem connector lead. 4 way BT plug to 4 way RJ11 plug. 3m long. **£1.75**



56-092 Two way double telephone adaptor. 1 x plug to 2 x sockets. £1.30



42-378 3 metre telephone plug to socket extension lead. £1.25



56-091 Telephone lead. Plug one end and socket the other. 5m long. £1.50



42-377 10 metre telephone plug to socket extension lead. £2.00

MK037 15 metre, telephone plug to socket lead. White. £2.50

MK038 20 metre, telephone plug to socket lead. White. £3.00

TEST EQUIPMENT




56-124 Test lead set. Pack of 10 leads with an insulated crocodile clip at each end. 2 x black, 2 x white, 2 x red, 2 x green and 2 x yellow. All 370mm long. Very useful. £2.00



60-035 Battery tester for AA, C, D and PP3 batteries. Card type that glows red for bad and blue for good. 30p each

GOOD QUALITY DC METER



60-033 0-100V DC meter. Designed to fit in a rack but can be used free standing. Overall size 75 x 46 x 65mm. Display size 44 x 44mm. £4.00

ANALOGUE MULTIMETER



80-040 Analogue multimeter. Uses 1.5V 'AA' battery (included). Comes complete with test leads and instructions. 16 ranges.

DC Volts	0-2.5-10-50-250-500V
AC Volts	0-10-50-250-500V
DC Current	0-500µA-10mA-250mA
Resistance	10R-1kR
Battery Test	1.5V-9V

Bargain At Only £4.00



60-061 Multimeter stand. Ideal for standing your meter at an angle and also gives added protection if you drop it. Accommodates probes when not in use. Fits meter sizes around 85mm wide x 190mm long. Made of some flexible, plastic material. Ideal for the work bench. £3.50



60-054 "Helping Hands" with magnifier. Ideal for soldering, model building, etc. £4.50

TOOLS



60-096 Polystyrene cutter. Simple to use. Requires a 4.5V battery (1289). £6.95 each



42-310 20 piece tap and die set. Consists of one tap and one die in the following sizes: M3 x 0.5, 4 x 0.7, 5 x 0.8, 6 x 1, 7 x 1, 8 x 1.25, 10 x 1.5, 12 x 1.75, 1/8NPT plus 1 x long handle, adjustable tap wrench and 1 x die handle. Supplied in a neat, clear lidded case. £7.95



60-095 6" mini quick ratcheting bar clamp and spreader. Grips very tightly and has a quick release mechanism. Ideal for modelling. £6.50 each



60-087 26 piece hobby kit consisting of 4½" long nose pliers, 4½" side cutters, tweezers, driver handle, No. 1 & No. 2 cross point bits, No. 1 & No. 2 posi bits, 5mm & 6mm slotted bits, T10, T15, T20 torque bits, ¼" drive adaptor, 3" extension bar, 4, 6, 8 and 10mm sockets, 3 slotted precision screwdrivers and 3 cross point precision screwdrivers. All this supplied in a neat, compact, folding storage case. £6.95



38-200 4" mini quick ratcheting bar clamp and spreader. Grips very tightly and has a quick release mechanism. Ideal for modelling. £1.95 each

FANTASTIC DIGITAL MULTIMETER



WE DON'T THINK YOU'LL FIND A CHEAPER METER WITH A CONTINUITY BUZZER

NOW SUPPLIED WITH A NEAT HOLSTER AND STAND WITH PROBE HOLDER

Unbelievable Price - Only £7.50

70-084 Digital multimeter with the following functions: AC V 200 + 750, DC A 2000µ + 20m + 200m + 10A, transistor tester, square wave output, continuity buzzer, DC V 200m + 2000m + 20V + 200V + 1000V, resistance 200R + 2000R + 20k + 200K + 2m. Supplied with battery, test leads and manual. 13mm high digits. Overall size 125 x 70 x 25mm.



60-091 4 piece micro spring clamp set as featured in 'Radio Control Model World', August 2000. These very strong clips are ideal for the modeller or DIY enthusiast to clamp things together while glueing, masking, nailing, screwing, measuring, etc. 100mm long with pivoting jaws that open to a maximum of 30mm. **Pack of 4 £1.50**



42-336 Strong, lightweight metric polyamid dial vernier. Reads 0-150mm. Outside, inside, depth and step measurements. Has a locking device and comes supplied in a neat case. **£11.95**



42-337 Plastic construction metric dial vernier. Reads 0-100mm. Outside, inside, depth and step measurements. Has a locking device and comes supplied in a neat case. **£7.95**



42-353 Model railway service kit. Contains 10 x slitting discs and mandrel, 6 x HSS twist drill, 1 x brass wheel brush, 1 x nylon polishing brush and a polishing mop all contained in a plastic case. Don't be without this useful kit. **£7.00**



42-347 13 blade army knife with the following functions: knife, saw, can opener, ruler, fish hook remover, fish scaler, scissors, bottle opener, flat screwdriver, cork screw, reamer, tent needle, nail cleaner, Phillips screwdriver, dental pick and tweezers. **All this for only £2.25**



60-029 6" side cutters. Brand new. Cheap quality. Ideal for cutting and stripping. 1" long cutting end. **£1.50**



56-156 4" mini end cutter. 11mm wide jaws. Not bad quality for the price. **£1.95**



56-169 Stainless steel tweezers going down to a fine point. 88mm long. Ideal for the hobbyist, stamp collector, modeller, etc. **65p**



56-170 Stainless steel tweezers, 110mm long going down to a fine point at the end with fang teeth for gripping. **80p**



42-550 Automatic centre punch. Alloy steel point. 5" long, knurled steel body. Just push against area you wish to mark and the tip fires forward. **£3.25**



42-372 Outside micrometer. Metric 0-25mm. All metal construction. **£8.00**



42-554 13 piece drill bit set. Supplied in neat case. Consists of 1 of each of the following: 1.5, 2, 2.5, 3, 3.2, 3.5, 4, 4.5, 4.8, 5, 5.5, 6 and 6.5 drills (bit sizes may vary). Excellent value. **£3.50**




42-557 6 piece precision screwdriver set. 4 flat bladed and 2 cross headed. Ideal for the hobbyist, jewellers and electronic work. Supplied in neat, clear fronted case. **£1.75**



42-548 13 piece hobby knife set supplied in plastic case. 3 types of handles and 13 different blades to suit a variety of jobs. **£4.95**



42-558 6 piece file set. 175mm long with handles. Supplied in neat pouch. Triangular, flat and round types included. **£2.95**



42-549 Pick set, similar to dentists tools. Set of 6 supplied in neat plastic wallet, all around 160mm long. Stainless steel, various different curved points. **£5.95**



42-551 Wax carver set of 6. Supplied in neat plastic wallet. 160mm long, stainless steel. Various curves, straights and bends. **£5.95**




42-367 Baby mini vice. All metal construction. 33mm wide jaws opening to approximately 20mm. Can be bolted to a work bench. Overall size 100 x 55 x 50mm. **£2.50**




42-562 Telescopic inspection mirror. Chrome finish. Telescopic shaft that expands from 5" to 18 1/2", with a pocket clip for carrying in top pocket. The mirror is 1 1/4" in diameter. **£1.95**



42-563 Magnetic pick up tool. Telescopic shaft that extends to 25" with powerful magnet that picks up to 2lb in weight. Folds down to pen size and even has a pocket clip. Very handy. **£1.75**



48-307 5" stainless steel locking forceps. Straight. **£2.00**



48-308 5" stainless steel locking forceps. Curved. **£2.00**




60-004 Bargain 6 piece tool kit. Consists of 1 x 6" diagonal pliers, 1 x 6" combination pliers, 1 x 6" long nose pliers, 1 x 6" adjustable spanner, 1 x 4" cross point screwdriver and 1 x 4" slotted screw driver. All housed in a neat hanging storage tray. A good quality, heat treated carbon steel set. **£7.50**



42-523 25 piece hex set with both imperial (0.02" to 3/8") and metric (1.27 to 10mm) sizes. Stored in a neat clear fronted pouch. **£3.95**



42-509 Micro, HSS, twist drill set. 20 x drills from 0.3mm to 1.6mm in a neat, micro box designed to take one drill out at a time. **£7.95**



42-508 20 piece diamond engraving and deburring kit supplied in a plastic storage case. 2.3mm diameter shanks. All sorts of shapes and sizes. Very useful. **£8.50**



60-003 Claw hammer. Good quality made by Silverline Tools. 330mm long wooden shaft. Total weight 700grms. **£3.00**



60-055 Head band magnifier. Lightweight with velcro straps to adjust to any size head. Has 3 magnifiers for different strengths. Use 1 = 1.8x, 1+2 = 2.3x, 1+3 = 3.7x and 1+2+3 = 4.8x. Ideal for any miniature work. **£24.00**



60-078 Glue gun, miniature version. CE approved. Brand new and boxed. Very handy for the modeller or DIY/handyman. Comes complete with 3 sticks of glue. Size 110 x 110 x 25mm. **£5.95**



56-109 Needle file set. 10 x 140mm long needle files of various shapes. Supplied in a neat plastic pouch. **£2.00**



38-476 Wire stripper. Neat spring loaded, easy action for stripping 0.2mm up to 1mm cable. Also has wire cutter and plier nose built in. Good quality. **£4.50**




42-524 14 in 1 multi-tool with the following functions: needle nose pliers, regular pliers, wire cutter, serrated edge saw, can opener, bottle opener, Phillips screwdriver, small screwdriver, mini screwdriver, screwdriver, ruler, flat file, 25mm knife and a 50mm knife. Folds down and either fits in your pocket or attach it to your belt via a neat pouch supplied. **£4.95**



60-079 Glue sticks for above glue gun. Will stick wood, card, most plastics, etc. Size 8mm diameter x 100mm long. **Pack of 12 £1.50**



42-386 Mini anvil, weighs just 440grms and measures 115 x 50 x 45mm. Ideal for modelling. **£3.00**



38-477 Circular saw set for 12V mini drills. Consists of 1 x mandrel and 3 x steel saws, 1 x 16mm, 1 x 19mm and 1 x 23mm diameter. Ideal for woods, plastics, etc. **£4.95**



42-349 11 piece combination spanner set. Metric sizes 6, 7, 8, 9, 10, 11, 12, 13, 14, 17 and 19mm. Supplied in a neat clear fronted wallet. **£4.95**

42-354 Polishing mop, 2.25mm (3/32") shank. 20mm diameter wheel x 10mm high. **80p**

42-355 Polishing mop, 2.25mm (3/32") shank. 23mm diameter wheel x 5mm high. **80p**



38-479 Mini side cutter, spring loaded. Matted non-slip handles. 110mm total length. **£2.25**



38-480 Mini top end cutter, 110mm long. Spring loaded, matted non-slip handles. **£2.25**



38-478 Vernier caliper. Metric. Made of stainless steel. For measuring depth, inside and outside up to 150mm. Supplied in a neat plastic case. Locking screw for dial and bar. **£22.95**



42-361 Brass wheel with 2.25mm (3/32") shank. Wheel diameter approximately 20mm. **80p**

42-358 Steel wheel with 2.25mm (3/32") shank. Wheel diameter approximately 20mm. **80p**



38-481 Mini bent nose pliers, 125mm long. Spring loaded, matted non-slip handles. **£2.25**



38-420 10 piece diamond needle file set. 100mm long with red sleeved handles. Supplied in a neat plastic wallet. **£8.95**



42-348 12 piece jumbo punch and chisel set. Various shapes and sizes from 145mm up to 255mm long. Supplied in a neat, clear fronted wallet. **£9.00**



42-360 Brass polishing brush, 2.25mm (3/32") shank. Wheel diameter approximately 15mm. **80p**

42-357 Steel polishing brush, 2.25mm (3/32") shank. Wheel diameter approximately 15mm. **80p**



38-483 Mini combination pliers, spring loaded. Matted non-slip handles. 120mm total length. **£2.25**



38-226 Set of 6 open ended, miniature spanners for BA. Sizes 0, 1, 2, 3, 4, 5, 6, 7, 8, 9, 10 and 11 BA. **£2.50**



42-315 10 piece bit set. gold colour. Double sided. Good quality bits, 65mm long. **£1.50**



42-359 Brass pencil brush, 2.25mm (3/32") shank. Brush diameter approximately 6mm. **80p**

42-356 Steel pencil brush, 2.25mm (3/32") shank. Brush diameter approximately 5mm. **80p**

HSS TWIST DRILL BITS

Supplied In Packs Of 10 - Ideal For The Modeller



- 24-010 0.5mm, pack of 10.
- 24-012 0.8mm, pack of 10.
- 24-014 1.0mm, pack of 10.
- 24-016 1.2mm, pack of 10.
- 24-018 1.4mm, pack of 10.
- 24-020 1.6mm, pack of 10.

- 24-021 1.7mm, pack of 10.
- 24-022 1.8mm, pack of 10.
- 24-023 1.9mm, pack of 10.
- 24-024 2.0mm, pack of 10.
- 24-026 2.5mm, pack of 10.
- 24-028 3.0mm, pack of 10.
- 24-030 3.5mm, pack of 10.
- 24-032 4.0mm, pack of 10.
- 24-034 4.5mm, pack of 10.
- 24-036 5.0mm, pack of 10.

**Only £3.95
Each Pack
Of 10**




42-561 5m (16ft) measuring tape. Automatically feeds back in with stop button to hold the tape out. Comes with belt clip and wrist strap. **£2.75**



60-098 24 piece ring and open ended spanner set. All made from carbon steel, hardened and tempered, chrome plated and polished. Both metric and imperial sizes from 6mm up to 22mm and 1/4" up to 1". Supplied in the usual clear fronted wallet. **£12.95 for the complete set**



70-078 Low melt, mini glue gun. Supplied with three glue sticks. Mains use but wired to a shaver plug. 9W. Trigger action. **£4.50**



42-390 Folding magnifier with 10x magnification. Approximately 15mm diameter lens. Handy pocket size. **£2.50**



42-559 Optical repair set. Consists of mini screwdriver, 4 screws and 2 hinge rings. Packed in a neat pocket size case. Ideal just in case your glasses fall to bits! **£1.00**



42-320 6" adjustable. All metal construction. Jaws open to a maximum of 19mm. **£1.75**



60-073 Deluxe hand magnifier. 105mm diameter lens (approximately). Absolutely brilliant for that small print. 3x magnification. **£4.00**



42-389 Folding triple magnifier, giving 7 different magnifications by varying which of the 3 magnifiers you use. Approximately 22mm diameter lenses. Handy pocket size. **£2.50**



38-436 Single blade army style knife with tooth pick, nail file and 50mm long blade. **£1.50**



42-560 4 piece tweezer set. 115mm long, stainless steel. Fine point and right angle types. **£3.50**




42-301 Brick Buster. 2" type, 210mm long with nice rubber grip handle to reduce the chance of hitting your hand. **£1.25**



42-306 4 piece wood chisel set with nice blue handles and blade guards. Sizes 1/4", 1/2", 3/4" and 1". **£5.50**



42-507 5", light duty, thin profile cutter. Insulated grips. 45° angle for use in tight spaces. Opening spring loaded. Good quality for price. **£2.95**




38-455 50 piece carbide bit set. Assorted drills, routers and microscribes. All have 3mm shanks. Good quality. Made in USA. **£22.95**




42-321 12 piece power screwdriver set. Very handy. 3 sizes of bits, 6mm flat blade, No. 2 cross and No. 2 Phillips in 4 different lengths (25mm, 50mm, 65mm and 150mm). Exceptional value! **£2.00**



38-420 10 piece diamond needle file set. 100mm long with red sleeved handles. Supplied in a net plastic wallet. **£8.95**



42-316 19 piece drill set in a neat metal box. All HSS. Sizes included are 1mm, 1.5, 2, 2.5, 3, 3.5, 4, 4.5, 5, 5.5, 6, 6.5, 7, 7.5, 8, 8.5, 9, 9.5 and 10. All this for **£6.50**



70-093 Air brush kit, fluid and fan control. Comes complete with 400ml of "Air Power" in an aerosol. **Only £24.95**



42-388 2 piece eye magnifier. Unscrews in the centre to give two different magnifications or use as is. Gives 6x and 12x magnification. **£2.50**



42-312 The ultimate new Multitool. 22 tools in one with carrying case. Includes large screwdriver, small screwdriver, needle nose pliers, regular pliers, hook remover, large knife blade, small knife blade, bottle opener, file, fish scaler, wire cutters, hex socket wrenches (on handle), ruler, can opener, tool connector with six bits. **Only £6.50**



38-227 Large, folding, triple magnifier. Lens diameter 35mm. Very handy. **£3.00**



42-302 Brick Buster. 4" type, 210mm long with nice rubber grip handle to reduce the chance of hitting your hand. **£2.00**

HOLE SAW SET

42-311 Hole saw to cut smooth, clean, accurate holes from 3/4" to 2 1/2". 7 tool steel cups (3/4", 7/8", 1", 1 1/8", 1 3/4", 2" and 2 1/2"). Supplied in a neat case.

Only £5.95





42-301 Model railway track cutter. Suitable for HO, OO, N and Z gauges. Very good quality with insulated handles. 145mm long. Made by Xuron. **£11.00**



80-158 Steel hand vice, 4 inches long. Jaws open to 15mm. **£3.95**



42-319 3" deluxe, locking knife, stainless steel blade with brass and wood handle. Leather pouch included. **£2.50**



42-322 2 x precision screwdrivers. 1 x flat blade and 1 x Phillips. Nice plastic handles with metal shafts. Long reach type. Shaft length 100mm, total length 185mm. **£1.00**



38-482 Needle nose pliers, spring loaded. 150mm long. Matted non-slip handles. **£2.25**



48-039 10 piece diamond file set. 180mm long with red handles. Very good quality. Supplied in a neat blue with clear fronted wallet. **£15.00**



80-038 UHU hot melt glue gun. Fast heating. Includes 15 glue sticks. Handy, miniature (150mm) size. **£8.95**



80-039 UHU cold melt glue gun. Bonds in seconds. Ideal for paper, card, etc. Includes 15 glue sticks with glitter. Handy, miniature (150mm) size. **£8.95**



48-134 Lightweight air brush kit. Sprays oil and water based paint, enamels and lacquers - even rustproofing! Single action, external mix gun operates on 15-50 PSI. Spray pattern adjusts from 3/4" to 2". Comes with 1/4" pipe adaptor. **£8.95**



48-157 13mm diameter masonry drill bit. Total length 200mm. Made in England. **£1.50**


17 PIECE BRUSH & POLISHER SET



48-132 17 piece brush and polisher set. Various brass, steel, nylon and mops for polishing and cleaning most materials. All have a 2.2mm or 3.2mm diameter shaft. Supplied in a neat plastic case.

Complete Set Only £8.95


SANDING, GRINDING & CUTTING SET



48-133 86 piece sanding, cutting and grinding set. Consists of loads of stones, mandrills, splicers and sanders. Supplied in a neat plastic case.

Complete Set Just £9.95

LIGHT HEAD MAGNIFYING GLASSES



80-077 Deluxe, lightweight head band magnifier with light. Gives 4 different magnifying lenses, 1.2x, 1.8x, 2.5x and 3.5x. Works from 2 x 'AAA' batteries (not included). Best one we've seen in a long time.

Excellent Value At Only £29.95

80-076 Light head band magnifier with lights. Two lenses giving either 2.2x or 3.3x magnification. The lights work from 4 x 'AAA' batteries (not included). Ideal for those small, fiddly jobs.



Only £25.00

ELECTRONIC DIGITAL CALIPER



80-046 Electronic digital caliper for both imperial (0-6 inches) and metric (0-150mm). Accuracy +/-0.001". Simple touch button facility to change from metric to imperial (and vice versa). On/off and zero button, inside and outside measuring plus locking screw to hold measurement. Uses a standard watch battery (included). Metal construction. Supplied in a neat plastic storage case.

Special Price Only £34.95



Part No.	Diameter	Length	Price
48-176	3mm	60mm	30p
48-177	4mm	75mm	35p
48-178	5mm	82mm	40p
48-179	6mm	93mm	45p
48-180	7mm	100mm	50p
48-181	8mm	108mm	60p
48-182	9mm	110mm	65p
48-183	10mm	112mm	80p
48-184	12mm	145mm	90p

MASONRY DRILL BITS

48-185 Pack of 2 of each of all masonry drill bits shown in table, giving a total of 18. **£5.95**

LATEST ARRIVALS - JUST IN AT WCN!




48-206 3mm red LED. Standard 2-3V working. **Pack of 100 £2.50**

48-207 5mm yellow, round LED. Standard 2-3V working. Lensed and bright. Made by Panasonic, Part No. LN41YPHL. **Pack of 100 £2.50**

48-208 5mm green LED (clear before illuminated). Lensed and bright. Part No. SLR 54PT3F. Standard 2-3V working. **Pack of 100 £2.50**

48-209 5mm red LED (clear before illuminated). Ultra bright and lensed, 125mcd @ 20mA. Standard 2-3V working. **Pack of 20 £1.00**



48-229 Voltage regulator, LM337T. -1.2V to 37V. Adjustable TO220 case. 1.5A. **£1.00**

48-235 LT117IC adjustable, 2.5A, high efficiency, step up switching regulator. Input voltage 3-40V. Switch frequency 100KHz. Switch current limit 5.5A (max). 5 pin TO220 case. These normally sell for £8.00. **Our price £2.50**



48-230 78L05, 5V, 100mA fixed positive voltage regulator. TO92 case. **Pack of 4 £1.00**

48-231 78L12, 12V, 100mA fixed positive voltage regulator. TO92 case. **Pack of 4 £1.00**

48-232 78L05, 5V, 100mA fixed negative voltage regulator. TO92 case. **Pack of 4 £1.00**

48-233 78L125, 12V, 100mA fixed negative voltage regulator. TO92 case. **Pack of 4 £1.00**



80-167 10m telephone extension kit. Consists of 1 x extension wall mounting box, 10m of cable, cable clips and an adaptor to fit your master box so you can still plug your phone in as well as having the extension for an additional phone. Comes complete with instructions. **£3.95**



80-168 RS232 extension lead. 25 way 'D' type plug to socket lead. 1.2m long. **£1.50**



48-199 6V grain of wheat bulb, 65mA. 3mm diameter bulb with 120mm long leads. **Pack of 4 £1.00**

48-198 12V clear grain of wheat bulb, 80mA. 3mm diameter bulb with 120mm long leads. **Pack of 4 £1.00**



48-236 8MHz, quartz crystal. HC49V case. 11 x 10 x 4mm with 14mm long legs. **50p**

48-238 15.7503MHz, quartz crystal. M49V standard case. 13 x 10 x 4mm with 124mm long legs. **50p**

48-239 31.62857MHz, crystal, 3 pin device. Standard HC49V case. 14 x 10 x 4mm with 12mm long legs. **50p**

48-240 31.62867MHz, crystal, 3 pin device. Standard HC49V case. 14 x 10 x 4mm with 12mm long legs. **50p**



48-246 GAL22V10B 15LP IC. 24 pin, dual in-line package. High performance E2-CMOS PLD. **£1.00**

48-247 CY7C199 25PC, 28 pin dual in-line package RAM. **£1.00**

48-248 CY7C265 15PC, 28 pin DIL package. Some sort of RAM. **£1.00**

48-249 CY7C263 20WC, 24 pin DIL package. **£2.00**

48-250 CY7C265 15WC, 28 pin DIL package. **£2.00**

48-251 CY7C277 30WC, 28 pin DIL package IC. **£2.00**

48-252 CY7C287 45WC, 28 pin DIL package. **£2.00**

POWERFUL MAGNET



48-192 Powerful steel magnet, 40mm diameter x 9mm wide with a 22mm diameter hole.

Only £1.00 Each




48-336 Ni-Cad pack, 2 x 1/3 AA size, 1.2V cells soldered together to give 2.4V. Each cell measures 17 x 14mm diameter terminating to a 2 pin socket. Current rating is believed to be 180mA. **£1.00**



48-337 Sanyo rechargeable coin cell. 2 x ML2430 strapped together to give 6V. Each cell measures 24mm diameter x 3mm thick. **50p each**

GOOD QUALITY STEPPER MOTORS




80-169 Stepper motor, 3.1V. Coil 3.4 ohms, decrease per step 1.8. Made by Kyushu Matsushita Electric. Body size 44 x 44 x 35mm with a 20mm long shaft with a 5mm diameter.

Only £5.00




80-170 Stepper motor, 18V, 16 ohms. 7.5 degrees per step angle. 6 leads. Body size 57 diameter x 25mm thick with a 12mm long shaft with a 6mm diameter.

Only £5.00



80-171 Stepper motor, 5V, 5 ohms. 1.8 degrees per step. Body size 57 x 57 x 40mm with a 25mm long shaft with a 6mm diameter. Made by Minebea Co. Ltd. Good quality.

Only £7.00



80-172 Stepper motor, 5V, 9.55 ohms. 8 degrees per step. Body size 55mm diameter x 25mm thick with a 10mm long spindle with a 4mm diameter.

Only £5.00

Selection Of Audio Visual Products




Cordless Stereo Loudspeakers

RSPR863 Utilising the latest RF (Radio Frequency) technology to give clear detailed reproduction. Signal will pass through walls and ceilings and can be used as rear speakers in surround or Pro-Logic systems. **£25.00**



Tie Clip Microphone

REM200 Omni-directional tie clip microphone suitable for use with most types of camcorders. Ideal for TV style interviews and narration. Complete with wind muff. **£9.00.**



JVC Simple & Easy Editool

RJX-ED11 Easy to operate video editing. Control both camcorder and VCR using the four large buttons. Compatible with most VCRs and camcorders that operate using infra-red remote control. Requires no connection between the JX-ED11 and VCR/camcorder. Supports JVC Random Assemble Editing Function. **£25.00**



Prisma Video Sound Mixer

RMX250 Add background music, narration, etc to video film whilst copying without affecting the original soundtrack. Complete with microphone. **£15.00**

SUPER DUPER MAGNETS!



48-277 Steel magnets, bar type with a hole in the centre. 20 x 10 x 8mm. Ideal for model railways, etc.

Pack Of 3 Only £1.00

Fantastic Foam!

80-137 Pack of 20 strips of foam with a sticky back. Ideal for many applications such as protecting products, modelling, insulating, packing and much more. Each strip measures approximately 250 x 40mm x 6mm thick.



Pack Of 20 £1.95



48-234 Miniature speaker, 10mm diameter, 5mm thick. 16R. 1" tail to a pin connector. **50p**



48-265 Coax fly lead. Plug to socket, black, 75 ohms. 1m long. **60p**

48-266 Coax fly lead. Plug to socket, black, 75 ohms. 2m long. **80p**

48-267 Coax fly lead. Plug to socket, black, 75 ohms. 4m long. **£1.30**

48-268 Coax fly lead. Plug to socket, black, 75 ohms. 10m long. **£2.00**



48-243 12.288MHz crystal oscillator. 4 pin case. **£1.00**


48-244 16MHz crystal oscillator. 4 pin package. **£1.00**



48-237 12MHz crystal, low profile style case. 10 x 3mm high x 4mm with 14mm long legs. **50p**



80-149 Figure of 8 mains lead. 1 x figure of 8 socket to 1 x 2 pin shaver style plug. Ideal for radio's, etc. 2m long. **£1.50**



48-241 4.096MHz crystal oscillator module. 4 pin case. **£1.00**

48-242 12MHz crystal oscillator. 4 pin case. **£1.00**



48-245 OP200G, 8 pin DIL IC. Dual low noise op amp. Usually around the £4.50 mark. **Our price £1.50**



48-261 Coax fly lead. Plug to plug, white, 75 ohms. 1m long. **60p**

48-262 Coax fly lead. Plug to plug, white, 75 ohms. 2m long. **80p**


48-263 Coax fly lead. Plug to plug, white, 75 ohms. 4m long. **£1.30**

48-264 Coax fly lead. Plug to plug, white, 75 ohms. 10m long. **£2.00**



48-226 12V, 0.8Ah, lead acid gel type, rechargeable battery. Second hand but fully working. Size 95 x 62 x 25mm with a 10cm lead coming out to a 2 pin connector. Weighs 325grms. **Only £3.50 each**

SWITCH MODE PSU



80-138 WP505 switch mode PSU made by Weir. 115V or 230V input. Output is +5V @ 80A, +15V @ 10A, -15V @ 10A, -5.2V @ 15A, +24V @ 4A. Low profile type. 300 x 190 x 47mm. These units are brand new and normally cost around £400.00.

Our Price Only £40.00



48-201 Nickel metal hydride, 4 coin cell battery pack giving 4.8V @ 250mAh, with an 11" lead to a 2 pin connector. Made by Varta (V250H). Each cell is 25mm diameter x 6mm thick. Neatly soldered and heatshrunk together giving an overall size of 100 x 25 x 6mm. Brand new. **Only £2.95**



48A144 Digital IC camera chips in a neat board 28 x 28 x 7mm. Standard image format 160 x 120. Automatic exposure and gain controller. Works off 5V DC. Some data supplied. **£10.00**



80A089 Twin fibre optic cable, 5m long with two connectors at each end. Solid core type, FDDI-SC Duplex MM. **£3.00**



80-163 Nice quality goose neck magnifier. 2 x magnification. 90mm diameter glass magnifier, 180mm long flexible neck to give any angle required. Weighty base to prevent movement. **£12.95**



48A142 Ni-Cad battery pack, 1/2 'AA' x 3 for cordless phones giving 3.6V, 270mA. Size 45 x 30 x 14mm with lead to a 2 pin socket. **£2.00**



80A086 30 x 30 x 6mm, 5V DC Sunon fan. 0.65W. **£2.00**



80A087 Socket 7 processor fan with heatsink. Heatsink size 50 x 50 x 15mm. Fan size 45 x 45 x 11mm. 12V DC. **£3.00**



80A093 Battery pack giving 10V @ 1.4Ah and 6V @ 0.6Ah. Consists of 5 x 2V, 1.4Ah cells and 3 x 2V, 0.6Ah cells. Easy to split open. 100 x 80 x 38mm black plastic case. **£7.00**




80A098 'SecurCam' surveillance box. Security video camera distribution box to allow up to 2 cameras into one television, with combined Scart/RF/RCA inputs and outputs. Built-in alarm. Automatic camera switching. **£19.95**



80A091 396W, switch mode PSU made by Asian Micro Sources, model number AK 486. Input 115V AC or 230V AC. Output +5V DC @ 45A, +12V DC @ 13A, -5V DC @ 0.5A and -12V DC @ 1A. Fan cooled. Outlet IEC socket for 230V AC @ 1A or 115V AC @ 2A. Nice switch. Case size 215 x 150 x 150mm. **£19.95**




80A095 Slim-line, IBM 3 1/2" floppy disk drive. Approximately 14mm thick! Ex-equipment but fully working. **£8.00**



80A088 92 x 92 x 25mm, 12V DC fan. **£2.50**



80A090 PSU, mains input with a 5V @ 6A and a 12V @ 4A output. Farnell, part number N20067. Switch mode type. Size 195 x 145 x 85mm. **£9.95**



80A096 SCSI, 4 speed CD ROM drive. **£15.00**



80A094 1.44Mb, 3 1/2" floppy disk drive. Ex-equipment but fully working. **£5.00**



80A099 75-300 ohm 'V' shaped aerial. Telescopic type, extends from 200 to 960mm with flying lead to coax plug. Ideal for portable TV's and radios. **£2.50**



80A097 PS2 keyboard. Second hand but in good condition. **£4.00**



80A092 3 COM, ISA network card. **£5.00**

COMPUTER MEMORY

- 48A145 4Mb, 72 pin SIM's. Fast page mode. **£4.00**
- 48A146 4Mb, 72 pin SIM's, EDO. **£4.00**
- 48A147 8Mb, 72 pin SIM's. **£6.00**
- 48A148 256k memory, 30 pin SIM's. **£3.00**
- 48A149 1Mb memory, 30 pin SIM's. **£6.00**
- 48A150 32Mb, 168 pin DIMM's. **£10.00**

INTERESTED OR LIKE WHAT YOU SEE BUT DON'T WANT TO ORDER ANYTHING AT THIS PARTICULAR MOMENT?

Then why not join our mailing list absolutely **FREE** of charge and receive future catalogues detailing all the latest bargains from WCN Supplies. Simply fill in the coupon opposite and return to us or, if you prefer, phone, fax or email your contact details. *(Please be aware that if you place an order you will automatically be entered on to our database).*



The Old Grain Store
Rear Of 62 Rumbridge Street
Totton · Southampton · SO40 9DS

**Telephone or Fax On
Southampton 023 8066 0700
Email: info@wcnsupplies.fsnet.co.uk**

Name.....

Address.....

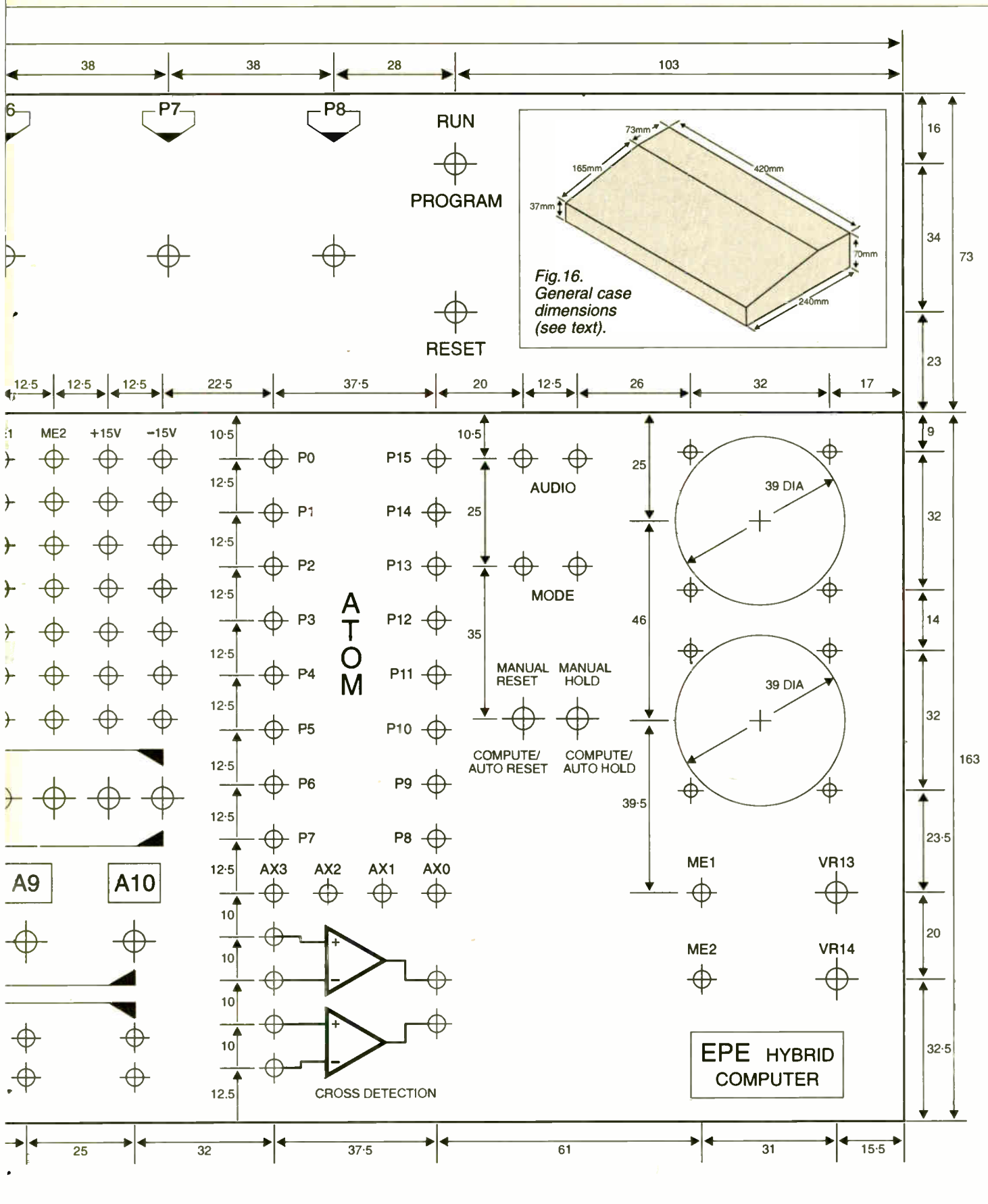
.....

.....

..... Post Code.....

Email.....

Telephone No.....



socket connects via a suitable lead to the PC's COM2 serial port.

Attach the panel meters, potentiometers, remaining switches and sockets to the front panel. Drill holes in the back panel to accept the power supply sockets and the serial link socket SK1. Cut ribbon cable to the required length and solder the ends to the appropriate connectors. Make cable harness to connect:

- Power supply sockets to the 1mm p.c.b. pin-header connectors.
- SK1 serial socket to p.c.b. connector.
- P.C.B. connectors to coefficient multiplier potentiometers and the return to earth.
- Panel meter wiring. Note that panel meters may have connectors for illumination of the dials. Use either the +15V

or the -15V to supply the bulbs. This is useful as the panel meter lights function also as power on indicators.

Photographs of some aspects of the case assembly are in Part 2.

ATOM BOARD

The ATOM p.c.b. (Fig.17) is soldered to the front panel sockets in a similar

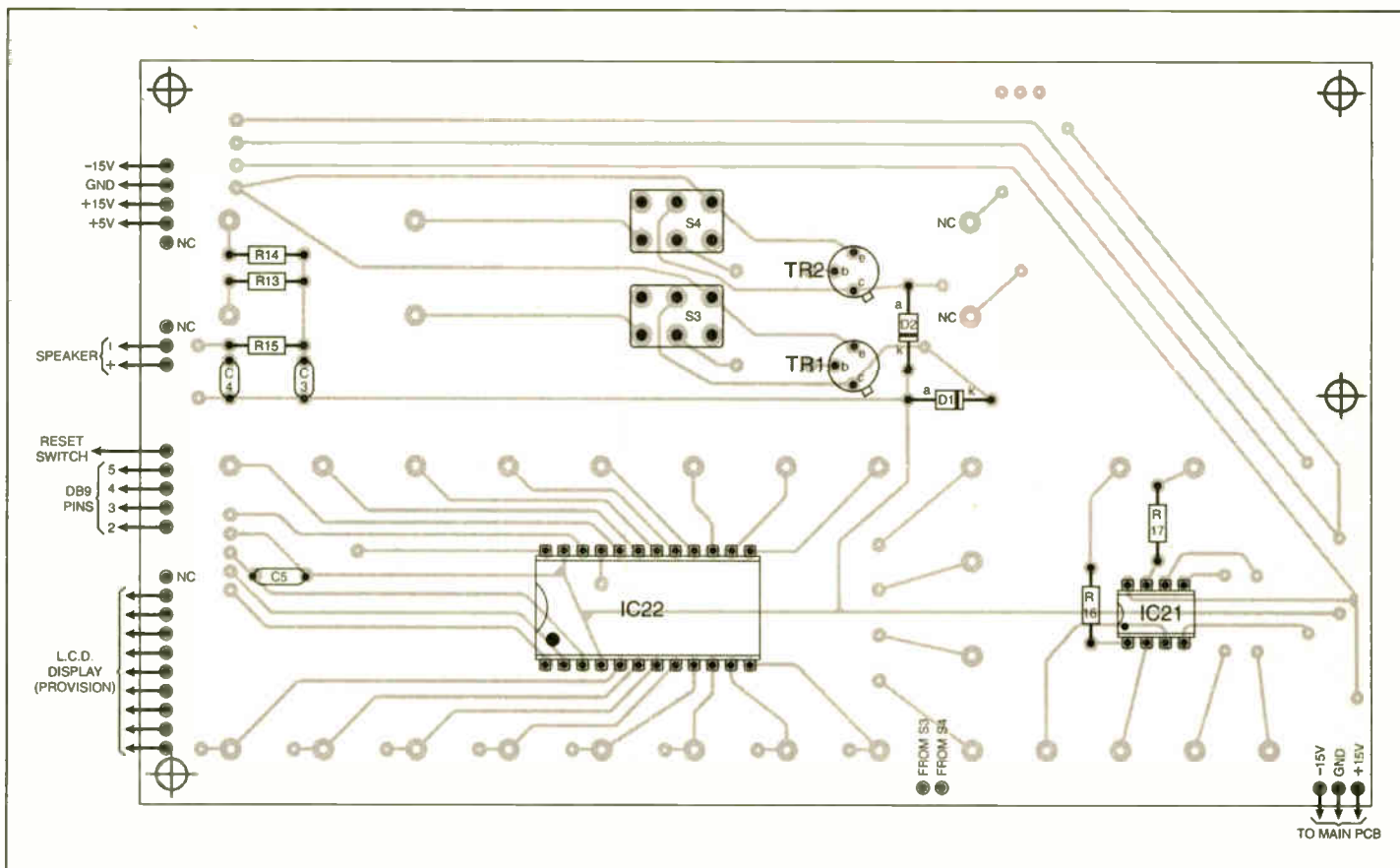



Fig.17. Component layout details for the ATOM microcontroller p.c.b.

way to the main board. The ATOM i.c. used in the prototype had four small pads at the back of it (these are the ADC pins), which must be connected with four short wires to the p.c.b. (see photo).

This is a very delicate operation and must be done with extreme care as the pads are tiny and very close together. Use a very small soldering iron tip and melt a small amount of solder onto the wire ends. Then looking through a magnifying glass hold the wire end on the pad and touch the tip of the soldering iron on the wire and pad momentarily to make the connection.

Whilst "carrying the solder" on the iron is not normally recommended, if you do so with sufficient haste (but with care) the solder quality should not deteriorate significantly.

Once complete, use a multimeter to check that a solder bridge has not been made between the pads.




Prototype ATOM p.c.b.

NEXT MONTH

In the concluding part next month, testing the various aspects of the design is described. Examples are then given illustrating how the computer can be used to simulate real-world engineering problems, such as encountered when loading a spring, or demonstrating the take-off and landing of a Harrier jump jet!

RESOURCES

VB6 software for this project is available for free download from the EPE ftp site, or on CD-ROM (for which a charge applies) from the EPE Editorial office, see the EPE PCB Service page for details. Software for the ATOM can be supplied on CD-ROM when you buy this microcontroller (see this month's Shoptalk page for details) or can be downloaded from www.basicmicro.com.



THE No.1 MAGAZINE FOR ELECTRONICS TECHNOLOGY & COMPUTER PROJECTS

We can supply back issues of *EPE* by post, most issues from the past three years are available. An *EPE* index for the last five years is also available – see order form. Alternatively, indexes are published in the December issue for that year. Where we are unable to provide a back issue a photocopy of any *one article* (or *one part* of a series) can be purchased for the same price. Issues from Nov. 98 are available on CD-ROM – see next page – and issues from the last six months are also available to download from www.epemag.com.

DID YOU MISS THESE?

JULY '01

PROJECTS • Stereo/Surround Sound Amplifier • PIC to Printer Interface • Perpetual Projects 1 – Solar-Powered Power Supply and Voltage Regulator • MSF Signal Repeater and Indicator.
FEATURES • The World of PLCs • Ingenuity Unlimited • Circuit Surgery • New Technology Update • Net Work – The Internet Page.

AUG '01

PROJECTS • Digitimer • Lead-Acid Battery Charger • Compact Shortwave Loop Aerial • Perpetual Projects 2 – L.E.D. Flasher – Double Door-Buzzer.
FEATURES • Controlling Power Generation • Ingenuity Unlimited • Interface • Circuit Surgery • New Technology Update • Net Work.

SEPT '01 Photocopies only

PROJECTS • Water Monitor • L.E.D. Super Torches • Synchronous Clock Driver • Perpetual Projects 3 – Loop Burglar Alarm – Touch-Switch Door-Light – Solar-Powered Rain Alarm.
FEATURES • Controlling Flight • Ingenuity Unlimited • Practically Speaking • Circuit Surgery • New Technology Update • Net Work – The Internet Page.

OCT '01 Photocopies only

PROJECTS • PIC Toolkit Mk3 • Camcorder Power Supply • 2-Valve SW Receiver • Perpetual Projects 4 – Gate Sentinel – Bird Scarer – In-Out Register.
FEATURES • Traffic Control • Ingenuity Unlimited • New Technology Update • Circuit Surgery • Interface • Net Work – The Internet Page • Free 2 CD-ROMs – Microchip 2001 Tech Library.

NOV '01

PROJECTS • Capacitance Meter • Pitch Switch • Lights Needed Alert • Teach-In 2002 Power Supply.
FEATURES • Teach-In 2002 – Part 1 • Practically Speaking • Circuit Surgery • New Technology Update • Ingenuity Unlimited • Net Work – The Internet Page • Free 16-page Supplement – PIC Toolkit TK3 For Windows.



DEC '01

PROJECTS • Ghost Buster • PIC Polywhatsit • Twinkling Lights • Mains Failure Alarm.
FEATURES • Teach-In 2002 – Part 2 • Marconi – The Father of Radio • Interface • Ingenuity Unlimited • Circuit Surgery • New Technology Update • Net Work – The Internet Page • 2001 Annual Index.

JAN '02

PROJECTS • PIC Magick Musick • Time Delay Touch Switch • Versatile Bench Power Supply • Forever Flasher.
FEATURES • Teach-In 2002 – Part 3 • Practically Speaking • Ingenuity Unlimited • New Technology Update • Circuit Surgery • Net Work – The Internet Page.

FEB '02

PROJECTS • PIC Spectrum Analyser • Guitar Practice Amp • HT Power Supply • Versatile Current Monitor.
FEATURES • Teach-In 2002 – Part 4 • Ingenuity Unlimited • Russian Space Shuttle Revisited • Circuit Surgery • Interface • New Technology Update • Net Work – The Internet Page.



MAR '02

PROJECTS • MK484 Shortwave Radio • PIC Virus Zapper • RH Meter • PIC Mini-Enigma.
FEATURES • Teach-In 2002 – Part 5 • Ingenuity Unlimited • Programming PIC Interrupts-1 • Circuit Surgery • Practically Speaking • New Technology Update • Net Work – The Internet Page.

APR '02

PROJECTS • Electric Guitar Tuner • PIC Controlled Intruder Alarm • Solar Charge and Go • Manual Stepper Motor Controller.
FEATURES • Teach-In 2002 – Part 6 • Interface • Programming PIC Interrupts-2 • Circuit Surgery • Ingenuity Unlimited • New Technology Update • Net Work – The Internet Page • FREE Giant Op.Amp Data Chart.

MAY '02

PROJECTS • PIC Big-Digit Display • Simple Audio Circuits – 1 • Freezer Alarm • Washing Ready Indicator.
FEATURES • Teach-In 2002 – Part 7 • Ingenuity Unlimited • Practically Speaking • New Technology Update • Circuit Surgery • Net Work – The Internet Page.

JUNE '02

PROJECTS • Biopic Heartbeat Monitor • Frequency Standard Generator • Simple Audio Circuits – 2 • World Lamp.
FEATURES • Teach-In 2002 – Part 8 • Interface • New Technology Update • Circuit Surgery • Ingenuity Unlimited • Net Work – The Internet Page.

JULY '02

PROJECTS • EPE StyloPIC • Infra-Red Autoswitch • Simple Audio Circuits – 3 • Rotary Combination Lock.
FEATURES • Teach-In 2002 – Part 9 • Practically Speaking • Using The PIC's PCLATH Command • Ingenuity Unlimited • Circuit Surgery • New Technology Update • Net Work – The Internet Page.

AUG '02

PROJECTS • PIC World Clock • Pickpocket Alarm • Big-Ears Buggy • Simple Audio Circuits – 4.
FEATURES • Teach-In 2002 – Part 10 • Using Square Roots with PICs • Ingenuity Unlimited • Evolutionary Electronics • Interface • Circuit Surgery • Net Work – The Internet Page.



SEPT '02

PROJECTS • Freebird Glider Control • Portable Telephone Tester • EPE Morse Code Reader • Vinyl to CD Pre-amplifier.
FEATURES • Circuit Surgery • New Technology Update • Practically Speaking • Net Work • Flowcode for PICmicro • Logic Gate Inverter Oscillators • Net Work – The Internet Page.

OCT '02

PROJECTS • EPE Bounty Treasure Hunter • IC Tester • Headset Communicator • PIC-Pocket Battleships.
FEATURES • Circuit Surgery • New Technology Update • Logic Gate Inverter Oscillators – 2 • Interface • Network – The Internet Page • Using TK3 With Windows XP and 2000.

BACK ISSUES ONLY £3.50 each inc. UK p&p.

Overseas prices £4 each surface mail, £5.50 each airmail.

We can also supply issues from earlier years: 1998 (except Jan. to May, July, Nov., Dec.), 1999, 2000 (except Feb.), 2001 (except May, Sept., Oct.). Where we do not have an issue a photocopy of any *one article* or *one part* of a series can be provided at the same price.

ORDER FORM – BACK ISSUES – PHOTOCOPIES – INDEXES

Send back issues dated

Send photocopies of (article title and issue date)

Send copies of last five years indexes (£3.50 for five inc. p&p – Overseas £4 surface, £5.50 airmail)

Name

Address

Tel:

I enclose cheque/P.O./bank draft to the value of £

Please charge my Visa/Mastercard/Amex/Diners Club/Switch £ Switch Issue No.

Card No. Card Expiry Date

SEND TO: **Everyday Practical Electronics, Wimborne Publishing Ltd., 408 Wimborne Road East, Ferndown, Dorset BH22 9ND.**
Tel: 01202 873872. Fax: 01202 874562.

E-mail: orders@epemag.wimborne.co.uk On-line Shop: www.epemag.wimborne.co.uk/shopdoor.htm
Payments must be in £ sterling – cheque or bank draft drawn on a UK bank. Normally supplied within seven days of receipt of order.

Send a copy of this form, or order by letter if you do not wish to cut your issue.


M11/02

STORE YOUR BACK ISSUES ON MINI CD-ROMS



**VOL 6
NOW AVAILABLE**

**ONLY
£14.45** each
including VAT
and p&p



A great way to buy *EPE* Back Issues – our mini CD-ROMs contain back issues from our *EPE Online* website plus bonus articles, all the relevant PIC software and web links. Note: no free gifts are included. All this for just £14.45 each including postage and packing.

VOL 1 CONTENTS

BACK ISSUES – November 1998 to June 1999 (all the projects, features, news, IUs etc. from all eight issues). Note: No advertisements are included. **PIC PROJECT CODES** – All the available codes for the PIC based projects published in these issues.

VOL 2 CONTENTS

BACK ISSUES – July 1999 to December 1999 (all the projects, features, news, IUs, etc. from all six issues). Note: No advertisements are included. **PIC PROJECT CODES** – All the available codes for the PIC-based projects published in these issues.

VOL 3 CONTENTS

BACK ISSUES – January 2000 to June 2000 (all the projects, features, news, IUs, etc. from all six issues). **PIC PROJECT CODES** – All the available codes for the PIC-based projects published in these issues.

VOL 4 CONTENTS

BACK ISSUES – July 2000 to Dec. 2000 (all the projects, features, news, IUs etc. from all six issues). **PROJECT CODES** – All the available codes for the programmable projects in these issues.

VOL 5 CONTENTS

BACK ISSUES – January 2001 to June 2001 (all the projects, features, news, IUs etc. from all six issues). **PROJECT CODES** – All the available codes for the programmable projects in these issues, including those for *Interface*.

VOL 6 CONTENTS

BACK ISSUES – July 2001 to December 2001 (all the projects, features, news, IUs etc. from all six issues). **PROJECT CODES** – All the available codes for the programmable projects in these issues, including those for *Interface*.

EXTRA ARTICLES – ON ALL VOLUMES

BASIC SOLDERING GUIDE – Alan Winstanley's internationally acclaimed fully illustrated guide. **UNDERSTANDING PASSIVE COMPONENTS** – Introduction to the basic principles of passive components. **HOW TO USE INTELLIGENT L.C.D.s**, By Juiyan Ilett – An utterly practical guide to interfacing and programming intelligent liquid crystal display modules. **PhyzyyB COMPUTERS BONUS ARTICLE 1** – Signed and Unsigned Binary Numbers. By Clive "Max" Maxfield and Alvin Brown. **PhyzyyB COMPUTERS BONUS ARTICLE 2** – Creating an Event Counter. By Clive "Max" Maxfield and Alvin Brown. **INTERGRAPH COMPUTER SYSTEMS 3D GRAPHICS** – A chapter from Intergraph's book that explains computer graphics technology in an interesting and understandable way with full colour graphics.

EXTRA ARTICLE ON VOL 1 & 2

THE LIFE & WORKS OF KONRAD ZUSE – a brilliant pioneer in the evolution of computers. A bonus article on his life and work written by his eldest son, including many previously unpublished photographs.

NOTE: These mini CD-ROMs are suitable for use on any PC with a CD-ROM drive. They require Adobe Acrobat Reader (available free from the Internet – www.adobe.com/acrobat)

Order on-line from

www.epemag.wimborne.co.uk/shopdoor.htm
or www.epemag.com (USA \$ prices)
or by phone, Fax, E-mail or Post

BACK ISSUES MINI CD-ROM ORDER FORM

Please send me (quantity) BACK ISSUES CD-ROM VOL 1
Please send me (quantity) BACK ISSUES CD-ROM VOL 2
Please send me (quantity) BACK ISSUES CD-ROM VOL 3
Please send me (quantity) BACK ISSUES CD-ROM VOL 4
Please send me (quantity) BACK ISSUES CD-ROM VOL 5
Please send me (quantity) BACK ISSUES CD-ROM VOL 6

Price £14.45 each – includes postage to anywhere in the world.

Name

Address

.....

..... Post Code

I enclose cheque/P.O./bank draft to the value of £

Please charge my Visa/Mastercard/Amex/

Diners Club/Switch

£

Card No.

Expiry Date Switch Issue No.

SEND TO: **Everyday Practical Electronics,**
Wimborne Publishing Ltd.,

408 Wimborne Road East, Ferndown, Dorset BH22 9ND.

Tel: 01202 873872. Fax: 01202 874562.

E-mail: orders@epemag.wimborne.co.uk

Payments must be by card or in £ Sterling – cheque or bank draft drawn on a UK bank.

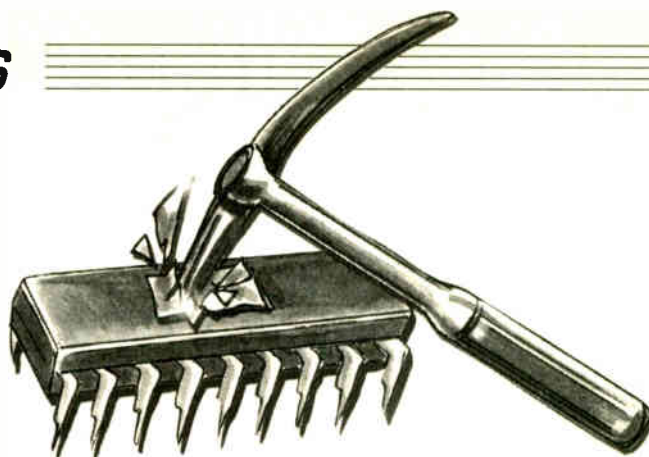
Normally supplied within seven days of receipt of order.

Send a copy of this form, or order by letter if you do not wish to cut your issue.

Constructional Projects

PICAXE PROJECTS

MAX HORSEY



Part 1 – Egg Timer, Dice Machine, Quiz Game Monitor

Using the PICAXE system, you do not need specialised equipment or knowledge to program the PIC microcontrollers used in these designs.

THE flexibility of PIC microcontrollers is considerable, and this series of articles is based around a variant of one of them, used with a general-purpose circuit and printed circuit board, allowing nine projects to be realised. The only major difference between them being the program code and casing layouts.

All the projects are based on PICAXE-18 microcontrollers. These are modified versions of Microchip's PIC16F627, a fairly recent addition to the PIC family. They have been modified by Revolution Education to allow them to accept program code written in a form of BASIC. These devices do not need special programming hardware and are simply programmed by means of a serial link to your PC.

IN A FLASH

The basic PIC16F627 and its PICAXE-18 derivative are flash reprogrammable, include an internal oscillator, and analogue as well as digital inputs. The designs presented here can be used with either device, although the standard PIC16F627 needs to be programmed using a conventional PIC programmer.

Details of obtaining the software and the PICAXE system are given later, as are details of obtaining preprogrammed PICs direct from the author, should you not have a computer but still want to build the designs.

The projects to be described are:

Part 1: Digital:

Egg Timer
Dice Machine
Quiz Game Monitor (4 inputs)

Part 2: Analogue:

Temperature Sensor
Voltage Sensor
VU Display

Part 3: Chaser:

Chaser (low voltage)
Interface Circuits
Mains Interface

WHAT IS PICAXE?

The PICAXE system allows you to program a PICAXE-18 device directly in your circuit by means of a 3-wire serial link from your PC-compatible computer. This is achieved by means of a 3-pin connector and 3-wire download cable. The cable is terminated with a 9-pin connector at the PC end, and a 3-pin socket at the circuit board end.

The steps required to construct a PICAXE circuit are as follows:

1. Build the circuit
2. Write the program (already done for you in this series)
3. Connect the circuit to the serial port of your PC
4. Connect the 5V power supply to the circuit
5. Download your program

The PC may now be disconnected from your circuit since the program is safely installed into the PIC. You can modify and download your program as many times as you like (although the PIC has a maximum limit of about 1000 reprogram cycles).

ADVANTAGES OF PICAXE

- Employs easy-to-understand BASIC
- No special programmer required
- Inexpensive
- Offers easy experimentation
- Three of the pins can be used as analogue inputs
- All software is available free of charge

DISADVANTAGES OF PICAXE

- Memory quite limited (128 bytes for the PICAXE-18)
- Limited to a fixed set of five input pins and eight output pins
- BASIC is an inefficient programming method to use with microcontrollers
- Functions such as interrupts are not available

Anyone who is familiar with all the benefits of a normal PIC, and is used to writing programs in assembly code, will see that the disadvantages are considerable. It is quite difficult (impossible?) to use the PICAXE to multiplex an array of 7-segment i.e.d.s., and the limited memory is a considerable problem – although this does encourage the use of more intelligently-written programs.

There is no suggestion that a PICAXE device can replace a conventional PIC in complex systems, but it does provide a very easy introduction to anyone not familiar with assembly code who wishes to join the PIC "club". If you have never programmed a PIC device, you will find that the PICAXE system offers enormous advantages over designing your circuit in a conventional way, i.e. using many logic gates etc.

Having mastered the essentials of the PICAXE system you may then want to progress to assembly code programming. This is quite a leap, but much help is available through, for example, the excellent *PICtutor* (now renamed as *Assembly for PICmicro V2*) by John Becker, available on CD-ROM as detailed elsewhere in this issue.

MASTER CIRCUIT

The general purpose circuit diagram for all the designs in this series of articles is shown in Fig.1.

The PICAXE-18/PIC16F627 microcontroller is shown as IC1. The power supply connections are via pins 5 and 14. Since the chip has an internal oscillator, all the remaining pins are normally available as inputs or outputs. However, to ensure compatibility with the PICAXE system Port A pins RA0, RA1, RA2, RA6 and RA7 are set as inputs, and all Port B pins (RB0 to RB7) are set as outputs.

Pins RA3 and RA4 are configured for serial programming using the PICAXE system. Pin RA5 is not used as a data

input/output pin, but is used in its other role as the MCLR (reset) pin.

The 3-pin connector TB1 and resistors R1 and R2 are required for serial programming if the PICAXE version of the PIC is required. If in-circuit programming is not required then these three components can be omitted, though their inclusion will not otherwise affect the working of the circuit.

Resistor R3 maintains the MCLR pin at logic 1. If reset is required then pin 4 must be briefly connected to logic 0 (i.e. 0V). If reset is required only infrequently then a pair of terminal pins in the TP1 and TP2 positions will suffice, briefly shorting them together when reset is needed.

If reset is required for a particular project, (e.g. to reset the Egg Timer part-way during the timing period) then a pushbutton switch can be connected to TP1 and TP2. Reset also occurs each time you switch off and on.

Note that PICAXE may very occasionally lock up during programming unless a reset is performed.

INPUTS

The five digital inputs via Port A are shown connected to pushbutton switches, S1 to S5. In practice these can be any type of switch or a digital logic signal (0V/+5V). The programs assume that if the switch is not pressed then a logic 0 is present, since resistors R4 and R13 to R16 normally bias the inputs to 0V. The pins are held at logic 1 when the switches are pressed.

Note that the switches are labelled in numerical order from left to right, although their numbers as defined in the program are as follows:

- S1: Input 2 (RA2)
- S2: Input 1 (RA1)
- S3: Input 0 (RA0)
- S4: Input 7 (RA7)
- S5: Input 6 (RA6)


OUTPUTS

The eight digital outputs (from Port B) are coupled to light emitting diodes (i.e.d.s), D1 to D8, via ballast resistors R5 to R12. Each output can supply about

25mA, which can light a standard i.e.d. quite brightly. Note that the maximum total current that the PIC can source or sink via its ports is 200mA.

The three projects discussed here in Part 1 assume that a beeper WD1 is connected to output RB7 in place of i.e.d. D8, with resistor R12 reduced to 12Ω.

The circuit is intended to be powered by a voltage of between 4.5V and 6V, by means of three 1.5V cells, or four 1.2V rechargeable cells. If a mains derived source is employed, then 5V is the ideal supply. The maximum safe voltage that the PIC can accept is 6.5V. Capacitor C1 decouples the supply.



The first three simple PICAXE projects.

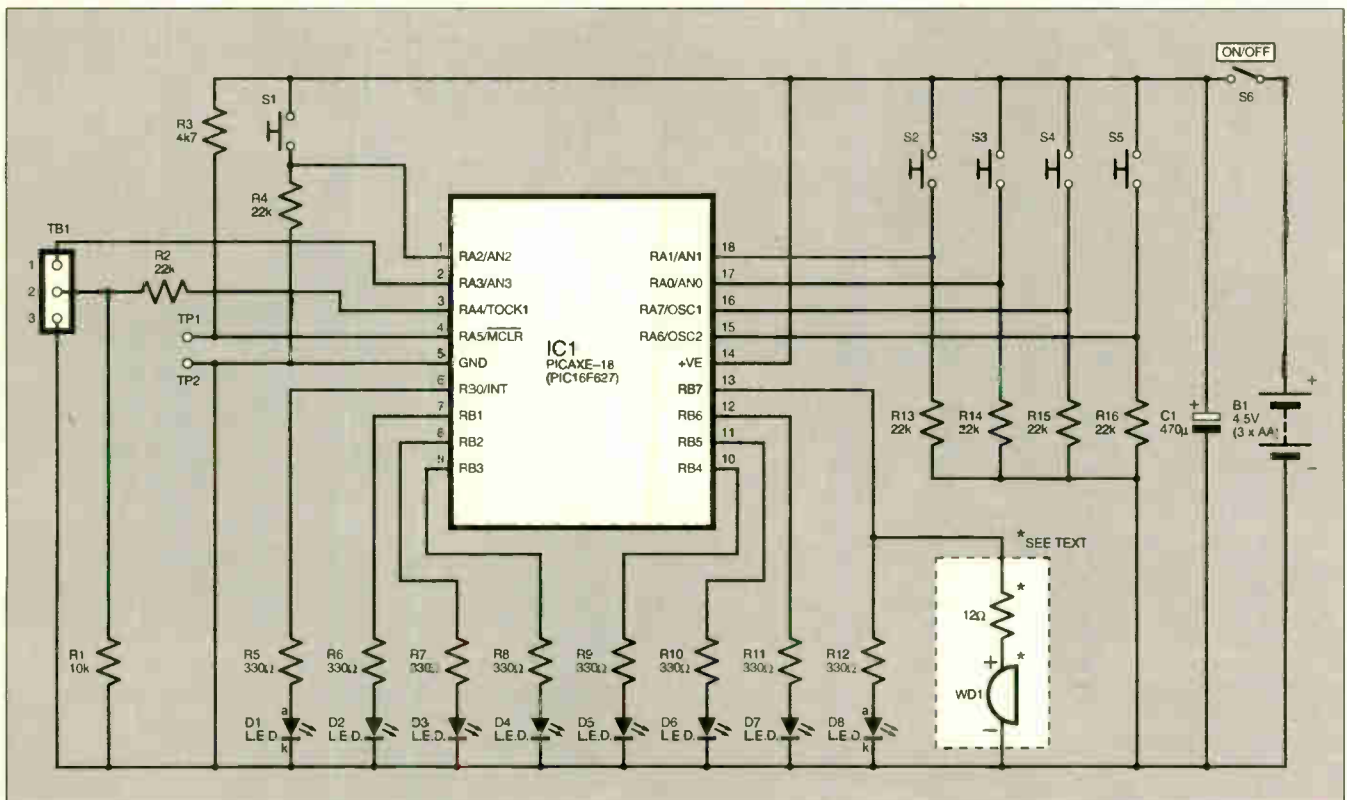


Fig. 1. General circuit diagram for all the designs in this PICAXE series of projects.

EGG TIMER

The Egg Timer's design brief was to make a timer which is quick and easy to set (unlike some!), and accurate without the need for calibration. The use of a PIC ensures accuracy and a single pushbutton switch, S2, sets the time required.

When S2 is held pressed, the first seven l.e.d.s, D1 to D7, light one by one, with a brief delay between them responding, each indicating the countdown time required:

- | | |
|----------------|----------------|
| D1 1 minute | D5 3.5 minutes |
| D2 2 minutes | D6 4 minutes |
| D3 2.5 minutes | D7 4.5 minutes |
| D4 3 minutes | |

When the required time is reached, release the switch and the countdown begins. The remaining time is displayed by the appropriate l.e.d. At the end of the timed period the beeper (WD1) sounds for five seconds. The beeper is connected in place of l.e.d. D8 and resistor R12 becomes 12 Ω instead of the 330 Ω needed for an l.e.d.

A pushbutton reset switch can be added, wired between TP1 and TP2, in case you wish to interrupt the timing cycle, although, as just said, momentarily turning off the power will also cause a reset. This switch was not included with the prototype designs.



Note that the program required for this timer is longer than needed for the other projects, and the full version will not fit into the PICAXE-18. Hence the BASIC program for serial PICAXE in-circuit programming is a cut-down version with just

four l.e.d.s. The times chosen are 2.5, 3, 3.5, and 4 minutes. It is very easy to change the program to modify these times. The HEX code file for conventional programming provides the full range of times as described.

DICE MACHINE

With the Dice Machine, again only switch S2 and the first seven l.e.d.s are used, arranged in a pattern as used in dice. The beeper, WD1, is also required. Pressing S2 causes a random number to be displayed.

In practice it may be more fun to use a tilt switch instead of S2 so that tilting the circuit will "roll" the dice. Note that the switch must make contact for about a second, hence a vibration switch would not be appropriate.

An in-built delay prevents players from attempting to cheat by knocking the count on by one by tapping the switch quickly. The program counts through the six numbers at high speed, making the l.e.d.s flicker, and stopping when the switch is released. A random number is therefore obtained. The beeper sounds a number of times equal to the number displayed on the l.e.d.s. This provides fun for all, and could also be used by blind players.



QUIZ GAME MONITOR

The Quiz Game Monitor uses switches S1, S2, S3 and S5 for the contestants, and l.e.d.s D4 to D7 indicate who pressed first, mapped as S1/D6, S2/D5, S3/D4, S5/D7. Once more the beeper (WD1) is included in place of l.e.d. D8, operating whenever a contestant's switch is pressed.

Switch S4 is for the Quizmaster to reset the contestant l.e.d.s. Within the software, it simultaneously increments a counter. Although not implemented in the prototype, the value of this counter can be monitored by adding l.e.d.s. D1 to D3. The counter is in binary form and represents the numbers from 0 to 7 and can be used as a Question counter.



CONSTRUCTION

The same printed circuit board (p.c.b.) is used for all the projects in this series. Its full-size, copper foil tracking details are shown in Fig.2, together with all the component positions. The board is available from the *EPE PCB Service*, code 373.

Note that some designs do not need the full set of components, as will be seen from the later wiring diagrams. However, there is no reason why all components should not be included if you wish to experiment with different programs while using the same board.

The component positioning and interwiring details for this month's three circuits are shown in Fig.3 to Fig.5. If you prefer to build the board so that it is specific to the circuit function described, insert only those components that are needed (see Components list and relevant figures), and ignore the p.c.b. holes that are not used. Do make sure that you put the components into the correct holes!

Begin construction by fitting the 18-pin socket for IC1 (but don't insert the PIC itself at this time), followed by the resistors. As mentioned earlier, resistors R1 and R2, and connector TB1, are only required if you wish to use the PICAXE version of the chip and program it via a serial lead, otherwise they can be omitted.

Connector TB1 must be inserted the correct way round, with the plastic tongue nearer the line of l.e.d.s (see Fig.2). Capacitor C1 must also be fitted the correct way round. Attach wires for the l.e.d.s, switches and bleeper as required.

Note that the l.e.d.s have a common cathode (k) and so only one wire is required for all the cathodes as shown in their component layout diagrams. Terminal pins TP1 and TP2 are optional, as discussed earlier.

When assembly has been completed and *thoroughly checked*, insert the PIC the correct way round. If a PICAXE-18 is used, programming should be carried out via the 3-pin serial connector, described shortly. If a normal PIC16F627 is used, then it should have already been programmed using a normal PIC programmer.

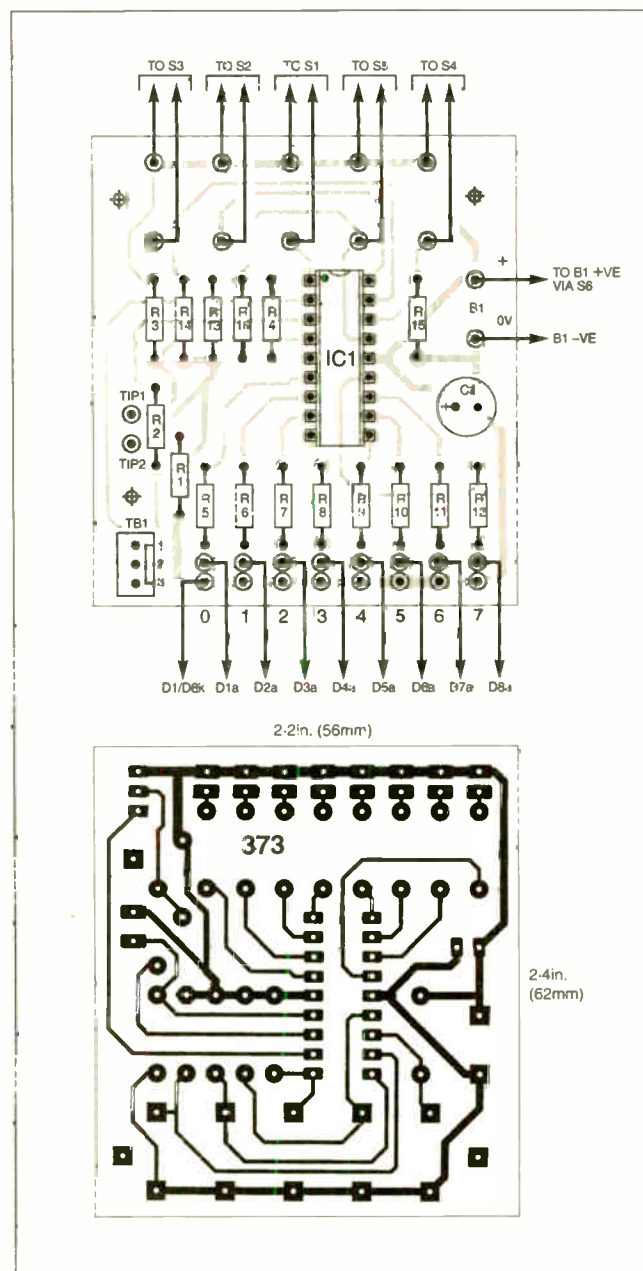



Fig.2. Multiboard topside component layout, full-size foil master and general wiring details.

COMPONENTS

Resistors

R1	10k
R2, R4,	
R13 to R16	22k (6 off)
R3	4k7
R5 to R11	330Ω (7 off)
R12	12Ω or 330Ω (see text)

Capacitor

C1	470μ, radial elect. 16V
----	-------------------------

Semiconductors

D1 to D8	red l.e.d. and mounting clips (8 off)
IC1	PICAXE-18 microcontroller (see text)

Miscellaneous

B1	4.5V battery (3 x AA) and clip (see text)
S1 to S5	min. s.p. push-to-make switch (5 off)
S6	min. s.p.s.t. toggle switch
TB1	3-pin serial connector (shrouded 3-pin header) (see text)
TP1, TP2	(see text)
WD1	active buzzer, 5V

Printed circuit board, available from the *EPE PCB Service*, code 373 (1 for each design – see text); 18-pin socket (1 for each p.c.b.); plastic case, size 140mm x 80mm x 30mm approximately (1 per p.c.b.); p.c.b. supports (4 off per p.c.b.); 1mm terminal pins; connecting wires; solder, etc.

Variants

R12 is 12Ω for designs in Part 1 but is 330Ω for some later designs in the series
D8 is not used in Part 1, but is in later parts
R5 to R7 are not used in Quiz Game Monitor (but see text)
D1 to D3 not used in the Quiz Game Monitor (but see text)
S1, S3 to S5 not used in Egg Timer and Dice Machine


Approx. Cost
Guidance Only

£18
excl. case & batts.

All three projects described here were housed in plastic cases, measuring approximately 140mm x 80mm x 30mm.

EGG TIMER: This is intended to stand upright on a work surface, and so the batteries should be fitted near the base to aid stability. The component layout and off-board wiring details are shown in Fig.3.

DICE MACHINE: It is intended that this should sit flat on a surface so that the l.e.d.s can be observed from all angles. The component layout and off-board wiring are shown in Fig.4. As mentioned earlier, a tilt switch can be substituted for switch S2 if preferred. Remember that the switch must be closed for at least a second to activate the circuit.



Completed Egg Timer prototype showing general layout and wiring inside the case.

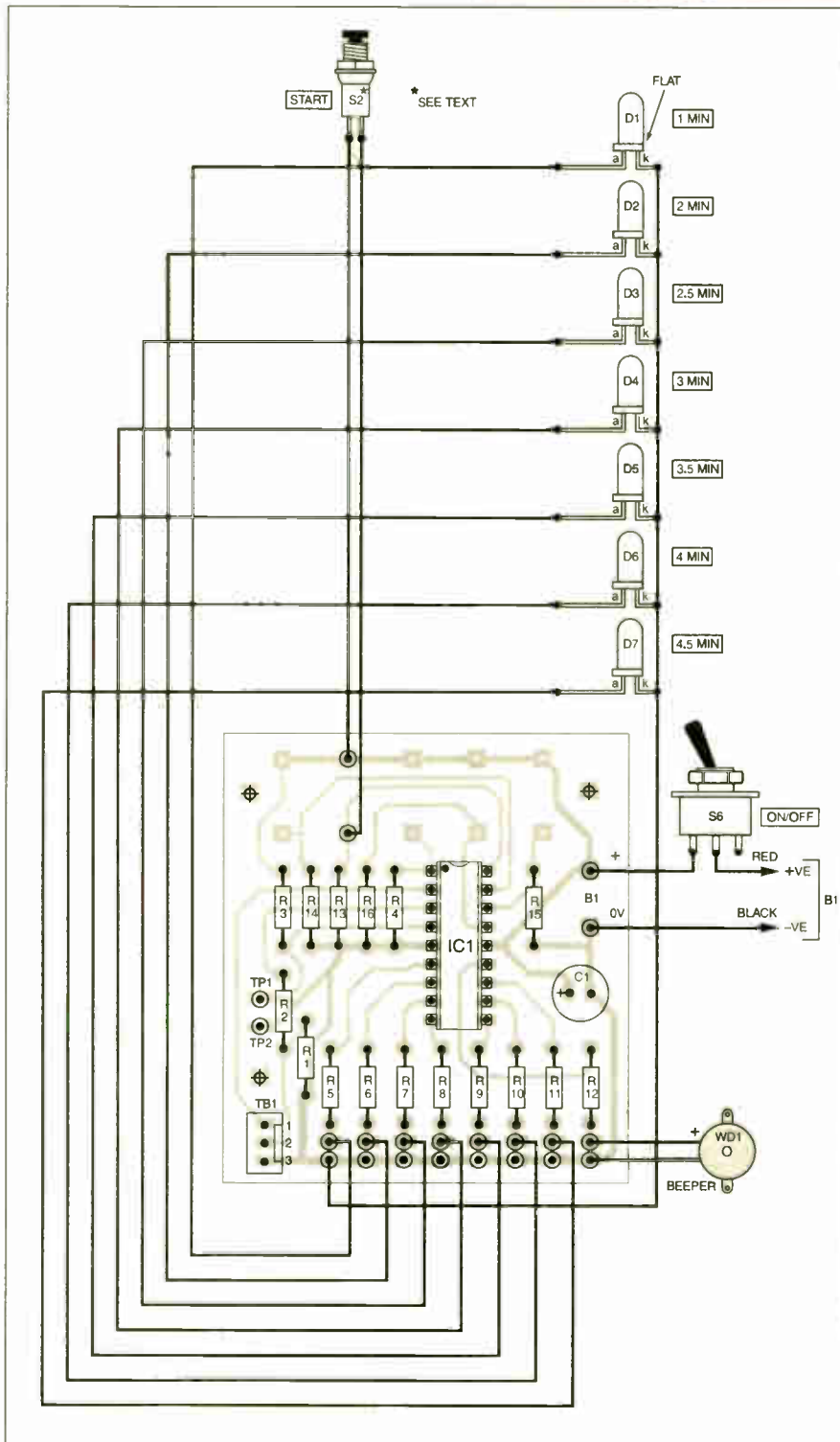


Fig.3. Egg Timer interwiring to off-board components.

QUIZ GAME MONITOR: The component layout and off-board wiring details for the Quiz Game Monitor are shown in Fig.5. Additional small cases are needed for this design, to house the contestant pushbutton switches, one for each contestant, although they could be mounted in pairs in a team contest. They can be directly wired to the main board, or could be connected via jack plugs and sockets if preferred, drilling case holes accordingly.

Note that although the pushbutton switches for the Quiz Game Monitor can all be connected individually to their respective pads on the p.c.b., in a paired situation one wire can be saved by sharing the positive lead as shown, since one side of each switch is connected to positive. This may be useful if the switches are at some distance from the master circuit and allows a 3-core cable to be used. It does not need to be screened.

If the three Question count l.e.d.s (D1 to D3) are required as described earlier, three more holes will need to be drilled in the Quiz Master's case than are shown in the photograph.

PROGRAMMING AND TESTING

PICAXE-18 chips are intended to be programmed in-circuit, and this allows program changes to be made and tested very quickly. Read the instructions provided with the PICAXE system to understand what you need to do to program the code from your computer into the PICAXE-18. The files you need for the PICAXE system are all suffixed with .BAS.


If the computer cannot "find" the PICAXE-18, check the serial connection and see which port is in use. The port setting can be changed within the software at start-up. If the 3-pin connector is the correct way round, resistors R1 and R2 are the correct values and connected correctly, and if the PICAXE-18 is powered correctly

from a supply of about 5V then programming should be successful.

Note that the type of serial cable required is that available at low cost from Revolution Education (whose contact details are given later).

Sometimes it may be necessary to reset the PICAXE-18 just before you send the program. Hold the PIC reset, send the program and release the reset control after about a second. Having released the reset control, the PICAXE then accepts the program.

Still no luck? Ensure that the PIC is a PICAXE chip. PICAXE-18 is a customised PIC16F627 and so the label on the chip will read PIC16F627. It is very easy therefore to get it mixed up with a "normal" PIC16F627. A "normal" PIC16F627 will not work as a PICAXE-18, nor will a PICAXE-18 chip which has been programmed by a standard PIC programmer since the PICAXE code will have been erased in the process.



Component layout on the Dice Machine circuit board.

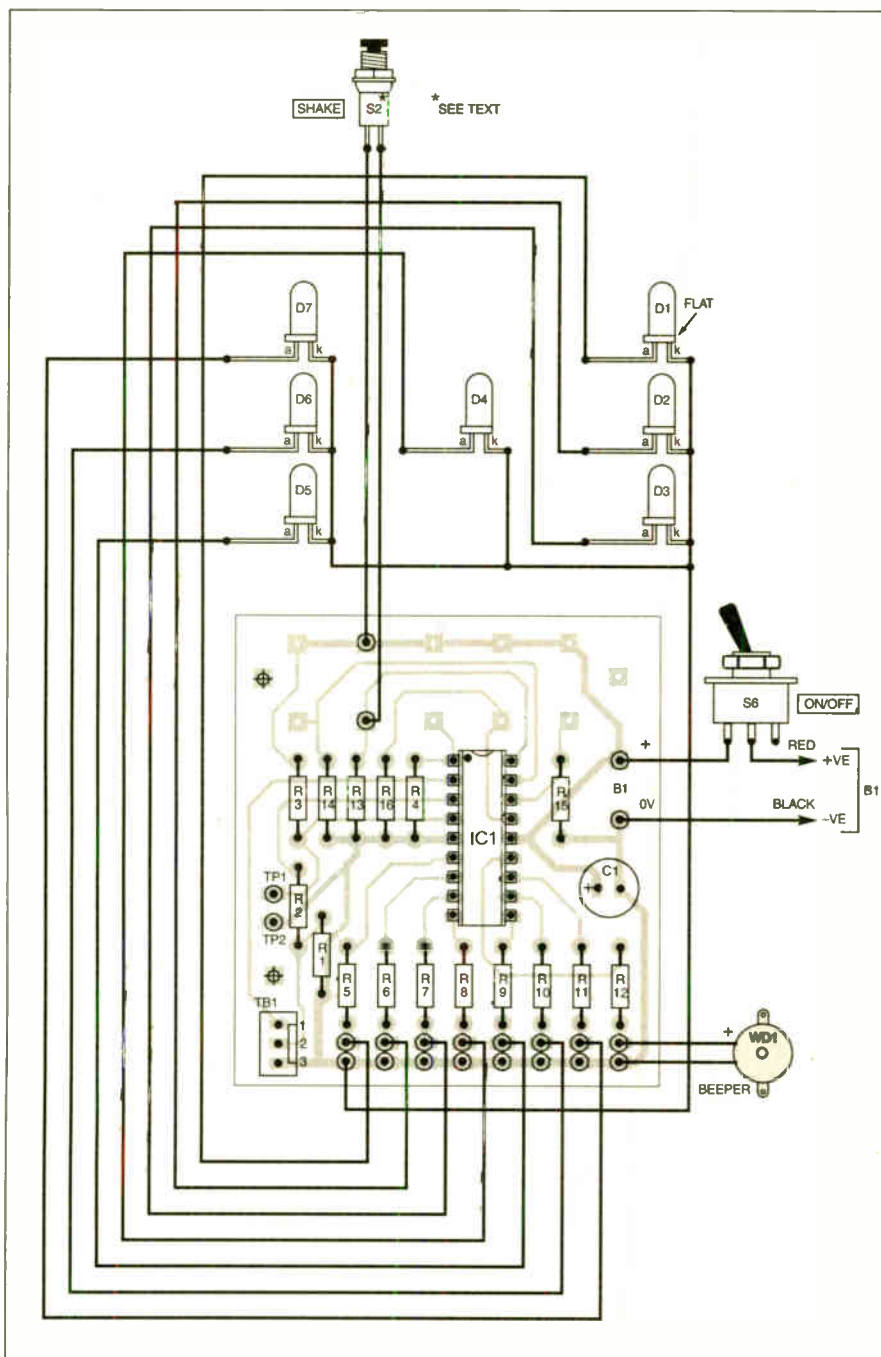



Fig.4. Dice Machine interwiring to off-board components.



Completed Dice Machine showing the front panel layout of the l.e.d.s.

Assuming that the chip has been correctly programmed, faultfinding can be achieved with a voltmeter whose common lead is connected to 0V in the circuit. Now use the positive voltmeter lead to probe around the circuit. Check the voltage at the PIC's power supply pins, then check the voltage at each output.

A +5V reading at any output pin should light the appropriate l.e.d. if it has been connected the correct way round, and assuming that the correct value resistors are fitted. A reading near to 0V should be obtained on pin 18, changing to about +5V (depending on your power supply voltage) when switch S2 is pressed.

Switch anti-bounce protection has been incorporated into each program. Because it causes a delay, it may be necessary to hold

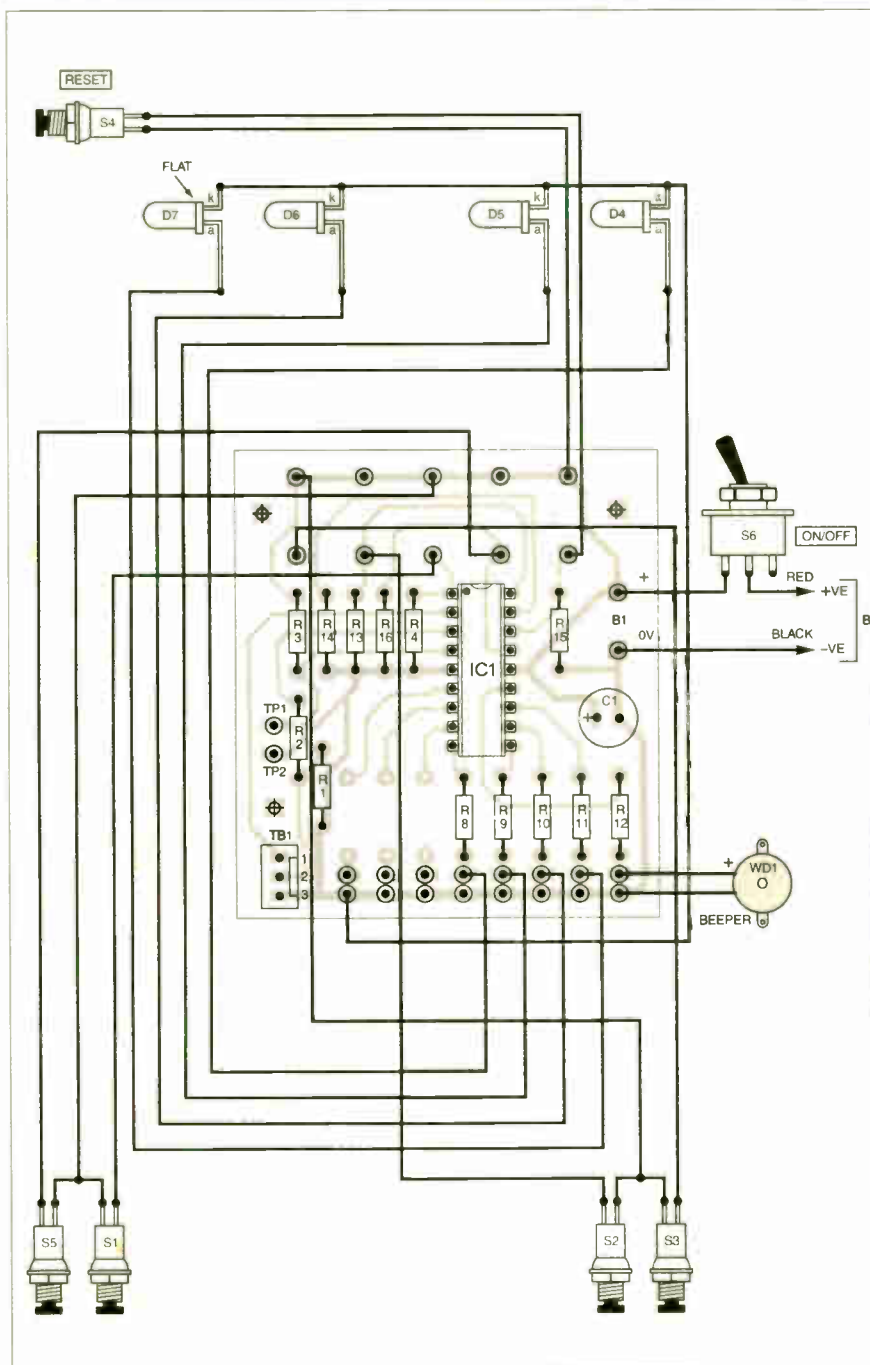



Fig.5. Quiz Monitor interwiring from the p.c.b. to off-board components. Note that "contestant" switches S1,S5/S2,S3 are housed in separate boxes – see photo.

the pushswitch pressed for a second or so. If you think that the PIC has "crashed" try resetting it as discussed earlier.

Note that if you are wishing to program a standard PIC16F627 via a normal PIC programmer, use the HEX file provided. The Watchdog Timer setting must be On.

CREATING A BASIC PROGRAM

We will describe the Egg Timer program (the cut-down version for PICAXE-18) as an example of how to program a PICAXE-18 device. Refer to Listing 1. All the BASIC programs will open in the Windows Notepad text editor and can be modified there.

Note that anything in a program listing which follows an apostrophe is ignored by the system and so is useful for making comments.


The first nine lines are statements to remind the (human) programmer how the circuit is configured. These lines are ignored by the PIC (or more correctly, the BASIC converter and compiler which generate the code required by the PICAXE-18 microcontroller).

The program begins with the routine starting at the **Make:** label. This examines the logic level at PIC pin 1 (if pin 1 = 1). If it is logic 1 (positive – caused by pressing switch S2) then the **Break** routine is entered. Otherwise the program loops back to the **Make:** label. The command **Sleep** is included to reduce power consumption (you will need to read the PICAXE documentation to understand how and why this happens).

NOTATIONS

You will have spotted that switch S2 is connected to pin 18, not pin 1. The command **pin** as used in the program refers to

General component layout in the "master" case.



LISTING 1. Egg Timer program - EGG8.BAS

'egg timer by MPH "egg8" simple version for PICAXE-18), with sleep added

'outputs 0 to 3 = i.e.d.s

'output:

0 = 2.5 min.

1 = 3 min.

2 = 3.5 min.

3 = 4 min.

'output 7 = buzzer

'input 1 = push switch, high = 1

make:

```
if pin1 = 1 then break      'check for switch to be
                             pressed
sleep 1                    'reduces power consumption
```

```
goto make
```

break: high 0

```
pause 500
```

```
if pin1 = 0 then twoh      'has switch been released?
```

```
high 1
```

```
pause 500
```

```
if pin1 = 0 then three    'has switch been released?
```

```
high 2
```

```
pause 500
```

```
if pin1 = 0 then threeh  'has switch been released?
```

```
high 3
```

```
pause 500
```

```
goto four
```

```
twoh: let b2 = 25
```

```
goto time
```

```
three: let b2 = 30
```

```
goto time
```

```
threeh: let b2 = 35
```

```
goto time
```

```
four: let b2 = 40
```

```
time:
```

```
let b3 = b2+b2
```

```
let b3 = b3+b2
```

```
for b0 = 1 to b3
```

```
let b4 = b3 - b0
```

'set time factor (2.5 secs)

'b3 = b2 X 3

'b4 counts down as time elapses

```
if b4<75 then twohl
```

```
if b4<90 then threeh
```

```
if b4<105 then threehl
```

```
goto fourl
```

```
twohl: let pins = %00000001
```

```
goto hold
```

```
threeh: let pins = %00000011
```

```
goto hold
```

```
threehl: let pins = %00000111
```

```
goto hold
```

```
fourl: let pins = %00001111
```

```
hold: pause 2000
```

```
next
```

```
let pins = 0
```

```
high 7
```

```
pause 5000
```

```
low 7
```

```
goto make
```

'sounds beeper
'for 5 seconds

the *input number*, and not the i.c. pin number. Fig. 1 shows that pin 18 is connected to input 1 (RA1/AN1), so the command `pin 1` in the program refers to pin 18 in the schematic.

Now assume that S2 has been pressed and we have jumped to the `break:` label. The command `high 0` causes output 0 (RB0/INT), to switch high, to turn on the first i.e.d., D1. The system now pauses for 500 milliseconds (`pause 500`). If you release S2 during this time, the next command `if pin 1 = 0 then twoh` causes the system to jump to label `twoh:`. This sets a variable, `b2`, to 25, which will later translate into 2.5 minutes)

There is a limited range of variables in this system. You cannot, for example, state `let x = 25`. A full explanation is available in the help menu provided by the Revolution Education software.

A jump is now made to the label `time:`. The variable `b2` is multiplied by three, by repeated adding. The result is called `b3`. The system now enters a For-Next loop, using another variable, `b0`, (`for b0 = 1 to b3`).

Each time the command `next` is encountered, `b0` advances (increments) by the value of 1, until it reaches the value of `b3`. Variable `b4` counts down and determines the number of i.e.d.s which should be lit. So if `b4` is less than 75 (`if b4<75 then twohl`) the system jumps to label `twohl:`

This causes Port B to output the binary number `%00000001` via the command `let pins = %00000001`. The percentage sign allows the number to be written in binary. The effect is to light the first i.e.d. You could omit the percentage sign and simply use the decimal number 1, but when more i.e.d.s have to be lit, binary notation provides a more visual representation.

After lighting the appropriate i.e.d., a jump is made to `hold:`. This causes a pause for two seconds.

The mathematics of the timing may now be clarified; the original value for `b2` was 25, this was multiplied by three (making 75). The For-Next loop therefore counts from 1 to 75, each time pausing for two seconds. This provides a total delay of 150 seconds, equal to 2.5 minutes.

You may wonder why `b2` is multiplied by three in the program, rather than just stating `let b2 = 75` in the first place. The method was chosen to aid clarity in setting the times. If you look back at the line `twoh: let b2 = 25`, this sets a time of 2.5 minutes. The next setting is 30 (i.e. three minutes), etc.

You can select any time you like by choosing an appropriate number at this stage. Note, however, that no variable can exceed a value of 255, so if you require much longer times, then increase the value in the line `hold: pause 2000`.

When the For-Next loop has finished looping 75 times (i.e. 2.5 minutes) the command `let pins = 0` ensures that no i.e.d.s are lit, and the sequence `high 7, pause 5000, low 7` causes the beeper to sound for five seconds. Note that the command `high 7` has the same effect as `let pins = %10000000`, but is easier if only a single output is being switched. The program now goes back to the `make:` label.

Earlier in this description, during the `break:` sequence, it was assumed that the switch was released during the first 0.5 seconds, hence setting the timer to 2.5 minutes and lighting the i.e.d. connected to output 0. If the switch is held down longer, then the next i.e.d., D2 (output 1) will also light and we jump to a different point, the program thus setting `b2` to a higher

number, 30 to achieve three minutes, 35 for three and half minutes or 40 for four minutes.

You can set any time required by changing this number, providing that when multiplied by three the result does not exceed 255.

MORE ON PICAXE

Fuller details on PICAXE programming can be found within the software issued by Revolution Education. Further examples on circuit design and program examples relating to PICAXE devices can be found on the CD-ROM *Modular Circuit Design* available from *EPE*, see CD-ROMs page in the current issue.

RESOURCES

Preprogrammed HEX versions of the PICs for these designs can be obtained from: M.P. Horsey, Electronics Dept., Radley College, Abingdon, Oxon. OX14 2HR. The price is £5 per PIC, including postage. Specify the project for which the PIC is required. Enclose a cheque payable to Radley College.

Software for these three designs (except the PICAXE programming software) is available on 3.5in disk (*EPE* Disk 5), for which a nominal handling charge applies, from the Editorial office. It is also available for free download from the *EPE* ftp site.

PICAXE programming software can be obtained from: Tech-Supplies, Dept. *EPE*, 4 Old Dairy Business Centre, Melcombe Road, Bath, BA2 3LR.

The telephone number of Revolution Education is: 01225 340563, and their web site is at: www.rev-ed.co.uk.

Next Month: Temperature Sensor • Voltage Sensor • VU Display.

READOUT

E-mail: editorial@epemag.wimborne.co.uk

John Becker addresses some of the general points readers have raised. Have you anything interesting to say? Drop us a line!

All letters quoted here have previously been replied to directly.

WIN A DIGITAL MULTIMETER

A 3½ digit pocket-sized l.c.d. multimeter which measures a.c. and d.c. voltage, d.c. current and resistance. It can also test diodes and bipolar transistors.

Every month we will give a Digital Multimeter to the author of the best Readout letter.



★ LETTER OF THE MONTH ★

UNUSED PIC PINS

Following on from the subject of what to do with unused PIC pins raised in Readout October '02, a number of readers wrote in with information. The following from Gerard Galvin seems to be the definitive answer:

Dear EPE,

I asked Microchip for their advice on unused PIC pins, which produced the following from Richard Bratcher, Microchip's CAE Manager:

"When dealing with CMOS devices (such as our microcontrollers) you should terminate unused inputs to either high or low state. Most people pull unused inputs to ground through a resistor, but pulling the input to V_{dd} is also fine.

"The point of all of this is that current consumption in CMOS gates is directly related to switching frequency of the gate. When an unused input is left floating, charge can easily

collect on the gate causing the input to go high and low, often oscillating between the two, thereby consuming unnecessary current within the gate. If you tie the input high or low, then you only have the static leakage current of the input.

"My preferred method of dealing with unused I/O pins is that I tend to make them outputs and have them drive low; that way the pin is not floating and you don't need to use an external connection to pull the pin to either high or low state."

Hope that is of use to our family of readers.
Gerard Galvin,
via email

That really most useful Gerard. Thank you for asking Microchip on our behalfs, and to Richard Bratcher of Microchip for responding. Some more thoughts follow below.

MORE ON UNUSED PINS

Peter Hemsley, Tony Horwood and Colin Barnard via email also added to the pool of knowledge about unused PIC pins:

Peter Hemsley: Unused pins on PICs are no different to other CMOS i.c.s in that if the pin is left unconnected, or an analogue voltage of about 1/2 Vcc is present, excessive current could be drawn by the input buffer. Unused pins can be tied directly to Vcc or 0V providing you can definitely ensure that the pin is not accidentally programmed as an output, in which case the output buffer could be short circuited.

Therefore I would recommend tying unused pins to 0V via a resistor of suitable value. An exception to this is any pin with an analogue input. When the input is set to analogue mode the digital input buffer is disabled thus preventing it drawing excessive current. The above explanation is the reason why pins with analogue/digital input capability default to analogue mode at power-on.

Tony Horwood: Some PICs have RA4/T0CKI available as an open drain output (it can only drive its output low, not high) so RA4 must be set to an output and programmed to output a 0. Early PICs such as the 16C5x range have T0CKI as input only so if this pin is not being used for external timer input it should always be connected to V_{dd} or V_{ss} .

Some PICs allow Port B to use internal port pullup resistors. If the software has enabled Port B pullups then any unused Port B inputs would be pulled up to V_{dd} and not float. It would not be advisable to wire these permanently to V_{ss} as a small amount of current would be drawn through the pullup resistor and go to waste, which may affect low power battery circuits.

Colin Barnard: Recently this subject was a topic of hot debate on another chat zone (the PIClist). The general consensus was, that it did not matter what you did with the pins so long as it was something.

The options discussed were: Setting the pins to outputs and leaving – the most widely used. Setting the pins to inputs and tying high or low. Setting the pins to inputs and tying high or low but via resistors.

The last two choices tended to be favoured by correspondents citing that they preferred to have the pins at a known state preferably using resistors as this negated damage to the PIC should someone or something short the pins. The first was used by those designers who wanted access to the pins at a later date and where the cost of resistors would add to the design.

Thank you to all of you.

PICKING UP PICS

I wish to build a project using PIC's, but my knowledge is minimal. Can you point me in the right direction of where to get information?

Ian J. Coughlin,
via email

Well Ian, my PIC Tutorial series of Mar-May '98 is still regarded as the best inexpensive entry point for beginners, so I'm frequently being assured by readers. Back issue photocopies can be ordered from HQ or via our Online Shop. A slightly edited version of it is also included with my Toolkit TK3 software available for free download from our ftp site, but you won't get the benefit of being able to run the exercises on the intended p.c.b. that goes with the tutorial series, nor are pictures included.

If funds permit, you might also care to consider the latest version of the CD-ROM tutorial that was based on my original and which I further developed with a commercial software company. It has its own superb ready-built multifunction board, and on-screen facilities that allow simulation of simple software routines. It's advertised on our CD-ROMs pages and called Assembly for PICmicro V2 (formerly PICtutor), and its board is Version 2 PICmicro MCU Development Board.

TIMELY INPUTS

Dear EPE,

I wonder if at some time in the future, you could present a "Basic Principles of Timing a Signal on a PIC Input" type of article. I have been thinking for some time about the subject as this could be the basis for an number of useful tools such as frequency meter, or measuring r.p.m. say from an optical or Hall Effect sensor.

Without asking you to write the code, it would be useful to get the basic idea. I can see that an interrupt would be good for catching one edge of the signal on the pin, but it would also be great for signalling TMR0 rollover. What if they both happen at once? How are these things dealt with in the real world?

Gerard Galvin,
via email

Well, well, Gerard, you are in the PIC-light this month – more power to you!

For simple stuff, I first reset a counter and then just read the pin until it first changes state, to high say, then read it again during that high and the entirety of the following low, incrementing the counter during these two states. It can also be done similarly but using the PIC's Timer option, depending on the PIC type. Knowing the PIC's clock rate, the total cycle duration is thus known from the count result.

Using interrupts is far more tricky – read Malcolm Wiles' Programming PIC Interrupts of Mar/Apr 2002, back issues available at the usual price (elsewhere in this issue).

As useful as timing techniques are, I don't think that the subject would really justify an article in own right.

BECKER SOURCE

Dear EPE,

I am a subscriber and am very interested in the series of PIC projects which are commonly published. I am particularly interested in interfacing PC to PIC hardware and currently interested in learning more about Visual Basic. I am therefore asking if you would please give the email address of John Becker who designed the Morse Code Reader (Sep '02) as I would like to ask him if he would send me a copy of the source code for his Visual Basic program to help me learn how to control the serial/parallel ports.

Lee Hewitt,
via email

Greetings Lee, I'm here at EPE, where I have been for over eight years! All the software is on our ftp site, and includes the source code, not only for the PIC program but also for the VB as well. We always put all code up on that site. It's also available on 3.5-inch disk, for a nominal handling charge, from the Editorial office. Details on the EPE PCB Service page.

I take this opportunity to say (yet again!) that if anyone wants to contact me (or who has technical queries relating to a published project), to do so directly via the Editorial office, not the Chat Zone. Whilst I do look in there occasionally, I don't guarantee it and I may miss your message. My direct EPE email is john.becker@epemag.wimborne.co.uk, although techdept@epemag.wimborne.co.uk will also reach me directly.

WINZIP

Dear EPE,

With reference to *Readout* January '02 and your reply to Ralph Llewellyn headed *TK3 and Winzip*, I went to upgrade my own Winzip version 7 and strangely it was no longer free! Below is the reply I got from Chuck Campbell of WinZip Technical Support:

"WinZip is, and has always been, distributed as shareware. Shareware is a "try before you buy" method of distributing software. If you use shareware beyond an evaluation period (which varies from product to product - for WinZip, the evaluation period is 21 days), you are expected to pay for it, just as you would pay for a copy of Microsoft Word that you bought from a store."

Pat Alley, via email

Thanks Pat - readers take note!

P.C.B. IMAGES

Dear EPE,

As someone who has created and etched many p.c.b.s, and who is also a long time reader of your excellent mag, I have followed all the discussions on creating and developing the initial artwork using acetates. As far as I am aware, no-one has mentioned the cheapest, easiest and I believe best way of doing this for an inkjet printer, which is to use A4 heavy gauge (90g/m²) tracing paper which can be obtained from any Printing/Art shop for about £3 per 50 pages.

The quality of the print is excellent and extremely fine lines can be etched, also, where there is no ink on it, the paper is totally transparent to UV light.

Jim Gray (Senior Systems Analyst Retd),
via email

Thanks Jim, yes, I've used it with success, but having discovered OHP (overhead projection) film through my local computer chain store I get better images and they don't smudge.

BETTER SQUARE ROOTING

Dear EPE,

Peter Hemsley's feature *Square Roots* (Aug '02) reminded me of a square root routine I met in Leo Scanlon's *6502 Software Design*, over 20 years ago when I was learning to program the Compukit early computer. The square root of an integer is equal to the number of successively higher odd numbers that can be subtracted from it.

As an example, take the square root of 49:

- * Deduct 1 and record one deduction. Remainder 48
- * Deduct 3 from the remainder and record two deductions. Remainder 45
- * Deduct 5 from the remainder and record three deductions. Remainder 40
- * Deduct 7 from the remainder and record four deductions. Remainder 33
- * Deduct 9 from the remainder and record five deductions. Remainder 24
- * Deduct 11 from the remainder and record six deductions. Remainder 13
- * Deduct 13 from the remainder and record seven deductions. Remainder 0

There is no remainder and seven odd numbers have been deducted. The square root of 49 is 7. Yes, this routine is only usable with integers, but one could multiply by 100 and divide the answer by 10, or multiply by 256 and divide the answer by 16.

I am not sufficiently familiar with PIC programming to design an appropriate routine but it should not be a problem.

Ken Beard, via email

Thanks Ken, that's interesting, though I wonder if when written in PIC it would take a lot of cycles to achieve an answer? Let's hear from you all on this!

In the meantime I shall continue with Peter's code which I find excellent, as are his multiply, divide, bin2dec, etc routines which we've publicised from time to time, and which are on our ftp site in the PIC Tricks folder

MPASM DIFFERENCES

Recently Andrew Chadler reported that he was having difficulties when using TK3 to program PIC16F627 chips whose code had been assembled through MPASM. An extra NOP command was appearing towards the head of the HEX file, as became apparent when the PIC's contents were disassembled through TK3.

I examined Andrew's ASM and HEX files, and then compiled his ASM through my MPASM V2.30. His and my HEX files were different. His had the extra NOP, mine did not. After sending him my HEX files, and discussing MPASM versions with him, he responded:

It is to do with the version of MPASM I'm using! When I use an older version (MPASM V02.30) I get HEX files identical to the ones you sent me, however when I use MPASM V03.10 (which comes with MPLAB IDE V5.62, released May 2002) there is an extra line at the start of the HEX file which reads:

```
:020000040000FA
```

The HEX files are otherwise identical. I'm using the default HEX file output format in both of the above versions of MPASM. However, it appears that in the older version the default is the Intel Hex Format (type INHX8M) whereas in the newer version the default is Intel Hex 32 Format (type INHX32), which has been causing all my problems.

Thanks for your help and your great EPE projects!

Andrew Candler, via email

I asked TK3 to decode Andrew's above HEX line on its own. TK3 drew my attention to the "4" in it which, re-reading my *Convert TASM Notes* in TK3, is the flag for 32-bit. MPASM users take note!

VINYL TO CD

Via our Chat Zone, Andy Flind recently offered the following comment with regard to the Vinyl to CD Preamplifier (Sept '02):

I have recently done this sort of copying and potential constructors may be interested in my experiences. I read in a computer mag that one had only to plug the line output of the amplifier into the line input of the sound card, and activate Microsoft's sound recorder or similar... oh yes?

Well, I spent much time cutting and shutting leads to get the connection into my amp, where all the outputs were already in use. I got the left and right connections swapped twice with the computer between the swaps, so all the balance sliders worked backwards! It didn't help that my computer's amplifier had a headphone socket which was also connected the wrong way round - internal mods were necessary.

With this sorted, I fired up the ensemble, to find that Sound Recorder will only record a maximum of one minute. More expensive software required. Such software should have facilities for editing out the pops and crackles of an old Vinyl record. For some time I've been using a version of EasyCD Creator, supplied with my CD-R drive when it was installed.

So I went forth unto PC World and purchased the Platinum Edition of this software, which says on the box it can record analogue and has the necessary editing facilities. You're supposed to click an edit button, then set up some sliders for the optimum results. Only, it didn't work. It went into something resembling severe positive feedback which built up until my PC protected itself by turning the sound card gain right down. I thought the card had blown up!

With huge difficulty I contacted the EasyCD Creator website - it refused to accept the passwords I supplied during registration so I was unable to access the usual tech support, and a form provided for those without such access crashed when I tried to use it. The only thing that seemed to work properly was the email to their sales department! I'm not sure which of my furious emails finally reached them, but eventually

they replied to the effect of "it doesn't work, we know it doesn't work, there may be a patch available one day"!

PC World gave me a refund. I bought something called Clean. This came with a preamp like the one in *EPE*, only it gets power from the USB port! I thought it sent its signal through that too, until I began wondering why it also had an analogue connection to the sound card! However, it does work well, and simplifies the connection to a vinyl deck. It comes with a manual translated from a German original which was a bit difficult to follow, and the editing facilities could be better. However, it does clean up old recordings quite well. Bundled with it is something called Wavelab Lite, which is an excellent and intuitive editing suite. There is also a CD label creator - if anyone manages to figure out how to use this I'd love to hear from them!

Final warnings - it takes a long time to process an old vinyl into a reasonable CD. It's a real labour of love if you want to do it properly. And in the process you'll create huge files. At one point I had 1.6Gb of files for just one old LP. If you want to store them for future recordings you'll probably need to convert them into high-quality MP3s, and maybe keep these on CD. Hope this is of use to others inspired to try and convert their old vinyls after seeing this project.

Andy Flind,
via the Chat Zone

JUMPING THE CLOCK

Dear EPE,

I see John Becker had a few minor problems with large tables when writing code for his *PIC World Clock* (Aug '02). I suspect he is using ADDWF PCL,F which is not the correct command to use for this purpose. By using MOVWF PCL,F a jump can be made to anywhere in program memory (assuming PCLATH is correctly set, of course).

Here is an extract of a table read I wrote some time ago. It is sequential access only, i.e. a call to RDTABL will return the next item in the list. It should not be difficult to write a random access routine if that is required. The data table is continuous and does not need to start at a sub-page boundary.

```
RSTTBL MOVLW HIGH TABLE ; Reset  
pointer to start of table  
MOVWF TPAGE  
MOVLW LOW TABLE  
MOVWF TPTR  
RDTABL MOVF TPAGE,W ; Set pclath to  
access table  
MOVWF PCLATH  
MOVF TPTR,W ; Table pointer  
INCF TPTR,F ; Increment pointer  
for next time  
SKPNZ  
INCF TPAGE,F ; Roll-over: incre-  
ment page  
MOVWF PCL ; Go to data at  
pclath_pcl  
TABLE RETLW DATA1  
RETLW DATA2
```

In fact, a vision of another piece of code has also just appeared in my head, and here it is:

```
; Random access table read  
; Table item number in INDEXL and INDEXH  
RDTABL MOVLW HIGH TABLE  
ADDWF INDEXH,W  
MOVWF PCLATH  
MOVLW LOW TABLE  
ADDWF INDEXL,W  
SKPNC  
INCF PCLATH,F  
MOVWF PCL,F
```

Peter Hemsley, via email

Yes, Peter, I do use ADDWF. When I wrote *World Clock* I had not at that time used PCLATH and evolved the table jump code by trial and error - your comments are useful, thank you.

EPE IS PLEASED TO BE ABLE TO OFFER YOU THESE ELECTRONICS CD-ROMS

ELECTRONICS PROJECTS

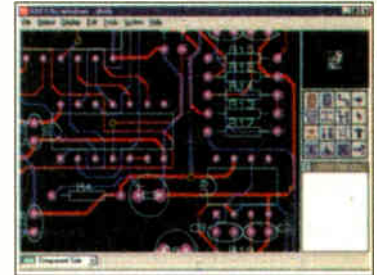


Logic Probe testing

Electronic Projects is split into two main sections: **Building Electronic Projects** contains comprehensive information about the components, tools and techniques used in developing projects from initial concept through to final circuit board production. Extensive use is made of video presentations showing soldering and construction techniques. The second section contains a set of ten projects for students to build, ranging from simple sensor circuits through to power amplifiers. A shareware version of Matrix's CADPACK **schematic capture, circuit simulation and p.c.b. design** software is included.

The projects on the CD-ROM are: Logic Probe; Light, Heat and Moisture Sensor; NE555 Timer; Egg Timer; Dice Machine; Bike Alarm; Stereo Mixer; Power Amplifier; Sound Activated Switch; Reaction Tester. Full parts lists, schematics and p.c.b. layouts are included on the CD-ROM.


ELECTRONICS CAD PACK



PCB Layout

Electronics CADPACK allows users to design complex circuit schematics, to view circuit animations using a unique SPICE-based simulation tool, and to design printed circuit boards. CADPACK is made up of three separate software modules. (These are restricted versions of the full Labcenter software.) **ISIS Lite** which provides full schematic drawing features including full control of drawing appearance, automatic wire routing, and over 6,000 parts. **PROSPICE Lite** (integrated into ISIS Lite) which uses unique animation to show the operation of any circuit with mouse-operated switches, pots, etc. The animation is compiled using a full mixed mode SPICE simulator. **ARES Lite** PCB layout software allows professional quality PCBs to be designed and includes advanced features such as 16-layer boards, SMT components, and an autorouter operating on user generated Net Lists.

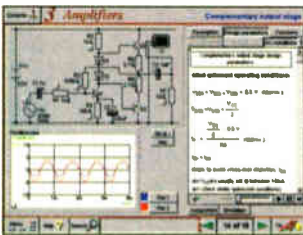
ELECTRONIC CIRCUITS & COMPONENTS V2.0



Circuit simulation screen

Provides an introduction to the principles and application of the most common types of electronic components and shows how they are used to form complete circuits. The virtual laboratories, worked examples and pre-designed circuits allow students to learn, experiment and check their understanding. Version 2 has been considerably expanded in almost every area following a review of major syllabuses (GCSE, GNVQ, A level and HNC). It also contains both European and American circuit symbols. Sections include: **Fundamentals:** units & multiples, electricity, electric circuits, alternating circuits. **Passive Components:** resistors, capacitors, inductors, transformers. **Semiconductors:** diodes, transistors, op.amps, logic gates. **Passive Circuits. Active Circuits. The Parts Gallery** will help students to recognise common electronic components and their corresponding symbols in circuit diagrams. Included in the Institutional Versions are multiple choice questions, exam style questions, fault finding virtual laboratories and investigations/worksheets.

ANALOGUE ELECTRONICS



Complimentary output stage

Analogue Electronics is a complete learning resource for this most difficult branch of electronics. The CD-ROM includes a host of virtual laboratories, animations, diagrams, photographs and text as well as a SPICE electronic circuit simulator with over 50 pre-designed circuits.

Sections on the CD-ROM include: **Fundamentals** – Analogue Signals (5 sections), Transistors (4 sections), Waveshaping Circuits (6 sections). **Op.Amps** – 17 sections covering everything from Symbols and Signal Connections to Differentiators. **Amplifiers** – Single Stage Amplifiers (8 sections), Multi-stage Amplifiers (3 sections). **Filters** – Passive Filters (10 sections), Phase Shifting Networks (4 sections), Active Filters (6 sections). **Oscillators** – 6 sections from Positive Feedback to Crystal Oscillators. **Systems** – 12 sections from Audio Pre-Amplifiers to 8-Bit ADC plus a gallery showing representative p.c.b. photos.

ROBOTICS & MECHATRONICS



Case study of the Milford Instruments Spider

Robotics and Mechatronics is designed to enable hobbyists/students with little previous experience of electronics to design and build electromechanical systems. The CD-ROM deals with all aspects of robotics from the control systems used, the transducers available, motors/actuators and the circuits to drive them. Case study material (including the NASA Mars Rover, the Milford Spider and the Furby) is used to show how practical robotic systems are designed. The result is a highly stimulating resource that will make learning, and building robotics and mechatronic systems easier. The Institutional versions have additional worksheets and multiple choice questions.

- Interactive Virtual Laboratories
- Little previous knowledge required
- Mathematics is kept to a minimum and all calculations are explained
- Clear circuit simulations

DIGITAL ELECTRONICS V2.0

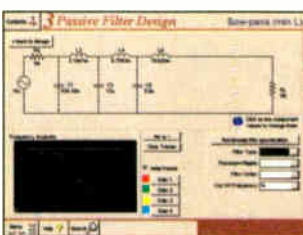


Virtual laboratory – Traffic Lights

Digital Electronics builds on the knowledge of logic gates covered in *Electronic Circuits & Components* (opposite), and takes users through the subject of digital electronics up to the operation and architecture of microprocessors. The virtual laboratories allow users to operate many circuits on screen.

Covers binary and hexadecimal numbering systems, ASCII, basic logic gates, monostable action and circuits, and bistables – including JK and D-type flip-flops. Multiple gate circuits, equivalent logic functions and specialised logic functions. Introduces sequential logic including clocks and clock circuitry, counters, binary coded decimal and shift registers. A/D and D/A converters, traffic light controllers, memories and microprocessors – architecture, bus systems and their arithmetic logic units. Sections on Boolean Logic and Venn diagrams, displays and chip types have been expanded in Version 2 and new sections include shift registers, digital fault finding, programmable logic controllers, and microcontrollers and microprocessors. The Institutional versions now also include several types of assessment for supervisors, including worksheets, multiple choice tests, fault finding exercises and examination questions.

FILTERS



Filter synthesis

Filters is a complete course in designing active and passive filters that makes use of highly interactive virtual laboratories and simulations to explain how filters are designed. It is split into five chapters: **Revision** which provides underpinning knowledge required for those who need to design filters. **Filter Basics** which is a course in terminology and filter characterization, important classes of filter, filter order, filter impedance and impedance matching, and effects of different filter types. **Advanced Theory** which covers the use of filter tables, mathematics behind filter design, and an explanation of the design of active filters. **Passive Filter Design** which includes an expert system and filter synthesis tool for the design of low-pass, high-pass, band-pass, and band-stop Bessel, Butterworth and Chebyshev ladder filters. **Active Filter Design** which includes an expert system and filter synthesis tool for the design of low-pass, high-pass, band-pass, and band-stop Bessel, Butterworth and Chebyshev op.amp filters.

PRICES

Prices for each of the CD-ROMs above are:

(Order form on third page)

(UK and EU customers add VAT at 17.5% to "plus VAT" prices)

Hobbyist/Student£45 inc VAT
 Institutional (Schools/HE/FE/Industry).....£99 plus VAT
 Institutional 10 user (Network Licence)£199 plus VAT
 Site Licence.....£499 plus VAT

PICmicro TUTORIALS AND PROGRAMMING


HARDWARE

VERSION 2 PICmicro MCU DEVELOPMENT BOARD

Suitable for use with the three software packages listed below.

This flexible development board allows students to learn both how to program PICmicro microcontrollers as well as program a range of 8, 18, 28 and 40-pin devices. For experienced programmers all programming software is included in the PPP utility that comes with the development board. For those who want to learn, choose one or all of the packages below to use with the Development Board.

- Makes it easier to develop PICmicro projects
- Supports low cost Flash-programmable PICmicro devices
- Fully featured integrated displays – 13 individual I.e.d.s, quad 7-segment display and alphanumeric I.c.d. display
- Supports PICmicro microcontrollers with A/D converters
- Fully protected expansion bus for project work
- All inputs and outputs available on screw terminal connectors for easy connection



£145 including VAT and postage
12V 500mA plug-top PSU (UK plug) £7
25-way 'D' type connecting cable £5

SOFTWARE

Suitable for use with the Development Board shown above.

ASSEMBLY FOR PICmicro V2 (Formerly PICtutor)

Assembly for PICmicro microcontrollers V2.0 (previously known as PICtutor) by John Becker contains a complete course in programming the PIC16F84 PICmicro microcontroller from Arizona Microchip. It starts with fundamental concepts and extends up to complex programs including watchdog timers, interrupts and sleep modes. The CD makes use of the latest simulation techniques which provide a superb tool for learning: the Virtual PICmicro microcontroller. This is a simulation tool that allows users to write and execute MPASM assembler code for the PIC16F84 microcontroller on-screen. Using this you can actually see what happens inside the PICmicro MCU as each instruction is executed which enhances understanding.

- Comprehensive instruction through 39 tutorial sections
- Includes Vlab, a Virtual PICmicro microcontroller: a fully functioning simulator
- Tests, exercises and projects covering a wide range of PICmicro MCU applications
- Includes MPLAB assembler
- Visual representation of a PICmicro showing architecture and functions
- Expert system for code entry helps first time users
- Shows data flow and fetch execute cycle and has challenges (washing machine, lift, crossroads etc.)
- Imports MPASM files.



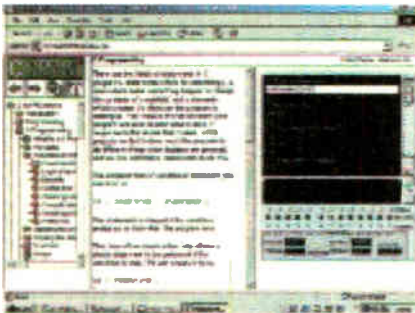
Virtual PICmicro

'C' FOR PICmicro VERSION 2

The C for PICmicro microcontrollers CD-ROM is designed for students and professionals who need to learn how to program embedded microcontrollers in C. The CD contains a course as well as all the software tools needed to create Hex code for a wide range of PICmicro devices – including a full C compiler for a wide range of PICmicro devices.

Although the course focuses on the use of the PICmicro microcontrollers, this CD-ROM will provide a good grounding in C programming for any microcontroller.

- Complete course in C as well as C programming for PICmicro microcontrollers
- Highly interactive course
- Virtual C PICmicro improves understanding
- Includes a C compiler for a wide range of PICmicro devices
- Includes full Integrated Development Environment
- Includes MPLAB software
- Compatible with most PICmicro programmers
- Includes a compiler for all the PICmicro devices.



Minimum system requirements for these items: Pentium PC running Windows 98, NT, 2000, ME, XP; CD-ROM drive; 64MB RAM; 10MB hard disk space.

FLOWCODE FOR PICmicro

Flowcode is a very high level language programming system for PICmicro microcontrollers based on flowcharts. Flowcode allows you to design and simulate complex robotics and control systems in a matter of minutes.

Flowcode is a powerful language that uses macros to facilitate the control of complex devices like 7-segment displays, motor controllers and I.c.d. displays. The use of macros allows you to control these electronic devices without getting bogged down in understanding the programming involved.

Flowcode produces MPASM code which is compatible with virtually all PICmicro programmers. When used in conjunction with the Version 2 development board this provides a seamless solution that allows you to program chips in minutes.

- Requires no programming experience
- Allows complex PICmicro applications to be designed quickly
- Uses international standard flow chart symbols (ISO5807)
- Full on-screen simulation allows debugging and speeds up the development process
- Facilitates learning via a full suite of demonstration tutorials
- Produces ASM code for a range of 8, 18, 28 and 40-pin devices
- Institutional versions include virtual systems (burglar alarms, car parks etc.).



Burglar Alarm Simulation

PRICES

Prices for each of the CD-ROMs above are:

(Order form on next page)

(UK and EU customers add VAT at 17.5% to "plus VAT" prices)

Hobbyist/Student
 Institutional (Schools/HE/FE/Industry)
 Flowcode Institutional
 Institutional 10 user (Network Licence)
 Site Licence

£45 inc VAT
 £99 plus VAT
 £70 plus VAT
 £249 plus VAT
 £599 plus VAT

TEACH-IN 2000 – LEARN ELECTRONICS WITH EPE

EPE's own *Teach-In* CD-ROM, contains the full 12-part *Teach-In* series by John Becker in PDF form plus the *Teach-In* interactive software covering all aspects of the series. We have also added Alan Winstanley's highly acclaimed *Basic Soldering Guide* which is fully illustrated and which also includes *Desoldering*. The *Teach-In* series covers: Colour Codes and Resistors, Capacitors, Potentiometers, Sensor Resistors, Ohm's Law, Diodes and L.E.D.s, Waveforms, Frequency and Time, Logic Gates, Binary and Hex Logic, Op.amps, Comparators, Mixers, Audio and Sensor Amplifiers, Transistors, Transformers and Rectifiers, Voltage Regulation, Integration, Differentiation, 7-segment Displays, L.C.D.s, Digital-to-Analogue.




Sine wave relationship values

Each part has an associated practical section and the series includes a simple PC interface so you can use your PC as a basic oscilloscope with the various circuits. A hands-on approach to electronics with numerous breadboard circuits to try out.

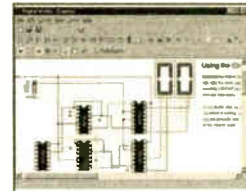
£12.45 Including VAT and postage. Requires Adobe Acrobat (available free from the internet – www.adobe.com/acrobat).

FREE WITH EACH TEACH-IN CD-ROM – *Electronics Hobbyist Compendium* 80-page book by Robert Penfold. Covers Tools For The Job; Component Testing; Oscilloscope Basics.

FREE BOOK WITH TEACH-IN 2000 CD-ROM



DIGITAL WORKS 3.0



Counter project

Digital Works Version 3.0 is a graphical design tool that enables you to construct digital logic circuits and analyze their behaviour. It is so simple to use that it will take you less than 10 minutes to make your first digital design. It is so powerful that you will never outgrow its capability ● Software for simulating digital logic circuits ● Create your own macros – highly scalable ● Create your own circuits, components, and i.c.s ● Easy-to-use digital interface ● Animation brings circuits to life ● Vast library of logic macros and 74 series i.c.s with data sheets ● Powerful tool for designing and learning.
Hobbyist/Student £45 inc. VAT.
Institutional £99 plus VAT.
Institutional 10 user £199 plus VAT.
Site Licence £499 plus VAT.

ELECTRONICS IN CONTROL

Two colourful animated courses for students on one CD-ROM. These cover Key Stage 3 and GCSE syllabuses. **Key Stage 3:** A pictorial look at the Electronics section featuring animations and video clips. Provides an ideal introduction or revision guide, including multi-choice questions with feedback. **GCSE:** Aimed at the Electronics in many Design & Technology courses, it covers many sections of GCSE Electronics. Provides an ideal revision guide with Homework Questions on each chapter. Worked answers with an access code are provided on a special website.

Single User £29 inc. VAT. Multiple User £39 plus VAT
Student copies (available only with a multiple user copy) £6 plus VAT
(UK and EU customers add VAT at 17.5% to "plus VAT" prices)

MODULAR CIRCUIT DESIGN

VERSION 3

Contains a range of tried and tested analogue and digital circuit modules, together with the knowledge to use and interface them. Thus allowing anyone with a basic understanding of circuit symbols to design and build their own projects. Version 3 includes data and circuit modules for a range of popular PICs; includes PICAXE circuits, the system which enables a PIC to be programmed without a programmer, and without removing it from the circuit. Shows where to obtain free software downloads to enable BASIC programming. Essential information for anyone undertaking GCSE or "A" level electronics or technology and for hobbyists who want to get to grips with project design. Over seventy different Input, Processor and Output modules are illustrated and fully described, together with detailed information on construction, fault finding and components, including circuit symbols, pinouts, power supplies, decoupling etc.

Single User £19.95 inc. VAT. Multiple User £34 plus VAT
(UK and EU customers add VAT at 17.5% to "plus VAT" prices)

ELECTRONIC COMPONENTS PHOTOS

A high quality selection of over 200 JPG images of electronic components. This selection of high resolution photos can be used to enhance projects and presentations or to help with training and educational material. They are royalty free for use in commercial or personal printed projects, and can also be used royalty free in books, catalogues, magazine articles as well as worldwide web pages (subject to restrictions – see licence for full details).



Also contains a **FREE 30-day** evaluation of Paint Shop Pro 6 – Paint Shop Pro image editing tips and on-line help included!

Price £19.95 inc. VAT

Minimum system requirements for these CD-ROMs: Pentium PC, CD-ROM drive, 32MB RAM, 10MB hard disk space. Windows 95/98/NT/2000/ME/XP, mouse, sound card, web browser.

Please send me:

CD-ROM ORDER FORM

- Electronic Projects
- Electronic Circuits & Components V2.0
- Analogue Electronics
- Digital Electronics V2.0
- Filters
- Electronics CAD Pack
- Robotics & Mechatronics
- Assembler for PICmicro
- 'C' for PICmicro
- Flowcode for PICmicro
- Digital Works 3.0

Version required:

- Hobbyist/Student
- Institutional
- Institutional 10 user
- Site licence



- PICmicro Development Board (hardware)
- Development Board UK plugtop power supply
- Development Board 25-way connecting lead

- Teach-In 2000 + FREE BOOK
- Electronic Components Photos
- Electronics In Control – Single User
- Electronics In Control – Multiple User
- Modular Circuit Design – Single User
- Modular Circuit Design – Multiple User

Note: The software on each version is the same, only the licence for use varies.

Full name:

Address:

.....Post code:Tel. No:

Signature:

I enclose cheque/PO in £ sterling payable to WIMBORNE PUBLISHING LTD for £

Please charge my Visa/Mastercard/Amex/Diners Club/Switch: £Card expiry date:

Card No: Switch Issue No.

ORDERING

ALL PRICES INCLUDE UK POSTAGE

Student/Single User/Standard Version price includes postage to most countries in the world
 EU residents outside the UK add £5 for airmail postage per order

Institutional, Multiple User and Deluxe Versions – overseas readers add £5 to the basic price of each order for airmail postage (do not add VAT unless you live in an EU (European Union) country, then add 17½% VAT or provide your official VAT registration number).

Send your order to:
 Direct Book Service

Wimborne Publishing Ltd
 408 Wimborne Road East
 Ferndown, Dorset BH22 9ND

To order by phone ring

01202 873872. Fax: 01202 874562

Goods are normally sent within seven days

E-mail: orders@wimborne.co.uk

Online shop:

www.epemag.wimborne.co.uk/shopdoor.htm

SHOP TALK

with David Barrington

Transient Tracker

Readers will need to take special care when ordering parts for the *Transient Tracker* project. As mains voltages are involved, you **MUST** order new Class-Y type capacitors. These are made for continuous use across the a.c. mains supply and are usually rated at 250V a.c. to 275V a.c.

They are usually of metallised paper or polypropylene construction and most of our component advertisers should be able to supply suitable capacitors. If you do have problems finding a Y-Class type, the ones depicted in the photographs came from **RS Components**, stock code 311-1074, and can be ordered from any *bona-fide* RS stockist. You can order direct (*credit card only*) from RS on ☎ **01536 444079** or on the web at rswww.com. We understand a post and handling charge will be made.

The opening comments also apply to the high voltage carbon film resistors. The ones used in the prototype are 2W types and have a claimed rating of 1200V max. overload voltage and came from RS, codes 131-659 (1k) and 131-700 (1M). However, there is a minimum quantity order, so try your local parts source first before ordering.

A plastic case must be used to house the printed circuit board (p.c.b.) with no metal parts passing through it to be exposed on the outside. The author used a small handheld type which was also obtained from the above source, code 239-7637. As the p.c.b. is such a tight fit, it might be wise to purchase a larger standard plastic snap-together case.

The slim-line rocker switch, code 197-7692, and the IRF510 n-channel MOSFET, code 395-6473 or 295-365, are stocked by RS. The printed circuit board is available from the *EPE PCB Service*, code 372 (see page 835).

Tuning Fork and Metronome

The rotary type binary-coded-decimal (BCD) switch called for in the *Tuning Fork and Metronome* project only appears to be available from **RS Components** and carries the stock code 327-939. It can be ordered through any *bona-fide* RS stockist or, using your credit card, direct from them on ☎ **01536 444079** or the web at rswww.com. The rest of the components, including the semiconductors, should be widely available from local sources.

For those readers unable to program their own PICs, a ready-programmed PIC16F84 microcontroller can be purchased from **Magenta Electronics** (☎ **01283 565435** or www.magenta2000.co.uk) for the inclusive price of £5.90 each (overseas add £1 p&p). The software is available on a 3.5in. PC-compatible disk (*EPE Disk 5*) from the *EPE*

Editorial Office for the sum of £3 each (UK), to cover admin costs (for overseas charges see page 835). It is also available *Free* from the *EPE* ftp site: <ftp://ftp.epemag.wimborne.co.uk/pub/PICs/TuningFork>.

The printed circuit board is available from the *EPE PCB Service*, code 374 (see page 835). Don't forget you need two LOG potentiometers.

EPE Hybrid Computer

Although it is one of our most ambitious projects for many years, most of the components for the *Hybrid Computer* appear to be mainly standard devices and only a few items could be classed as specials. Starting with the "heart" of the project, the BASICMicro Atom microcontroller compiled BASIC module can be purchased from **Milford Instruments** (☎ **01977 683665** or www.milinst.com), code 1-316. Make it clear that it is the 24-pin version you want. When you purchase this microcontroller, also enquire about a CD-ROM containing the ATOM software.

Next in line is finding a suitable sloping-fronted console (case) to house the p.c.b.s and take the numerous controls, "patch" sockets and meters etc. We have been unable to find a plastic version, but we understand that a neat looking two-piece low-profile aluminium desktop case, with sloping front, is manufactured by **Boss Industrial Mouldings** (☎ **01638 716101** or web www.boss-enclosures.co.uk). It is from their 2600 range and is coded part no. 2605. You will need to contact them for nearest stockist and price.

Regarding the Omron (G5V-2 series) 5V d.c. 50 ohms coil p.c.b. mounting relays, these were obtained from **Farnell** (☎ **0113 263 6311** or www.farnell.com), code 179-350. They also supplied the vertical, snap-in, p.c.b. mounting rotary pots. (VR1 to VR10), code 918-878.

The large double-sided printed circuit boards (codes 375 (Main) and 376 (Atom)) are available from the *EPE PCB Service* - see page 835 for details and prices.

PICAXE Projects Pt.1 - Egg Timer • Dice Machine • Quiz Monitor

Ready-programmed HEX versions of the PICAXE-18 microcontroller for the *PICAXE Projects* can be purchased (*mail order*) from **M. P. Horsey, Electronics Dept, Radley College, Abingdon, Oxon, OX14 2HR**, for the inclusive sum of £5.90 each (overseas add £1 p&p). Specify for which project the PICAXE is wanted and *make cheques payable to Radley College*.

Software for these designs (except PICAXE programming software) is available on a 3.5in. disk (Disk 5) from the *EPE* Editorial Office for the sum of £3 each (UK), see page 835. It is also available for *Free* download from the *EPE* ftp site.

The "special" serial lead was supplied by **Revolution Education** (☎ **01225 340563** or www.rev-ed.co.uk), stock code AXE025. They also supplied the PICAXE programming software.

The same master printed circuit board is used for all the projects in this short series. It is available from the *EPE PCB Service*, code 373. All other components appear to be "off-the-shelf" devices.

SQUIRES MODEL & CRAFT TOOLS

ANTEX SOLDERING STATIONS

ANTEX 660TC

- * Temperature control range 65 - 450°C
- * Thumb wheel potentiometer control
- * 50 Watt Iron Included (25W Optional Extra)
- * Wide range of spare bits (0.5mm - 6.0mm)



Normal Price £114.95 - Now £89.95
Post Free to UK addresses.

ANTEX 690SD

- * Temperature control range 65 - 450°C
- * Digital readout temperature control
- * 50 Watt static dissipative iron included
- * Wide range of spare bits (0.5mm - 6.0mm)



Normal Price £169.95 - Now £129.95
Post Free to UK addresses.

Post, Telephone or Fax your orders to:-

Squires, 100 London Road, Bognor Regis, West Sussex, PO21 1DD

Tel 01243 842424 Fax 01243 842525


OUR 600 PAGE POST FREE MAIL ORDER CATALOGUE IS AVAILABLE FREE OF CHARGE TO ADDRESS IN THE UK - OVERSEAS CATALOGUE FREE, POSTAGE CHARGED AT COST TO CREDIT CARD



Shop Open 9 - 5.30 Monday - Friday, 9- 5 Saturday



Measure pH, Voltage, Humidity, Sound & Light, on your PC!



- ✓ Very low cost
- ✓ Built in sensors for light, sound (level and waveforms) and temperature
- ✓ Use DrDAQ to capture fast signals (eg sound waveforms)
- ✓ Outputs for control experiments
- ✓ Supplied with both PicoScope (oscilloscope) and PicoLog (data logging) software

Only £59!
+ VAT

The DrDAQ is a low cost data logger from Pico Technology. It is supplied ready to use with all cables, software and example science experiments.

DrDAQ represents a breakthrough in data logging. Simply plug DrDAQ into any Windows PC, run the supplied software and you are ready to collect and display data. DrDAQ draws its power from the parallel port, so no batteries or power supplies are required.

As well as the built in sensors, DrDAQ has two sockets for external sensors. When a sensor is plugged in, the software detects it and automatically scales readings. For example, if a temperature sensor is plugged in, readings are displayed in °C. Details are provided to allow users to develop their own sensors.



To order the DrDAQ please choose one of the following options:

- i) Visit our web site and place an order over the Internet,
- ii) Place an order over the phone by ringing the number below, or,
- iii) Fill out the order form and either fax it, or post it back to Pico Technology.

DrDAQ Order Form:			
Quantity	Package	Price Inc VAT	Total
	DrDAQ + Software	£69.32	
	DrDAQ + 2 Temp Sensors	£92.85	
	DrDAQ + 2 Temp, pH Electrode, Humidity + Reed Switch Sensors	£175.08	
	Delivery	£4.11	£4.11
	Grand Total		£

Name			
Address			
Post code			
Phone			
Credit Card	<input type="checkbox"/> Visa / Mastercard / Switch / Amex		
Card Number			
Expiry Date	/	Start Date & or Issue No.	
Cheque with order	<input type="checkbox"/>		

A Data Logging Breakthrough

PICO
Technology Limited

INGENUITY UNLIMITED



Our regular round-up of readers' own circuits. We pay between £10 and £50 for all material published, depending on length and technical merit. We're looking for novel applications and circuit designs, not simply mechanical, electrical or software ideas. Ideas *must be the reader's own work* and **must not have been submitted for publication elsewhere**. The circuits shown have NOT been proven by us. *Ingenuity Unlimited* is open to ALL abilities, but items for consideration in this column should be typed or word-processed, with a brief circuit description (between 100 and 500 words maximum) and full circuit diagram showing all relevant component values.

Please draw all circuit schematics as clearly as possible. Send your circuit ideas to: Alan Winstanley, *Ingenuity Unlimited*, Wimborne Publishing Ltd., 408 Wimborne Road East, Ferndown Dorset BH22 9ND. (We do not accept submissions for *IU* via E-mail.)

Your ideas could earn you some cash and a prize!



WIN A PICO PC BASED OSCILLOSCOPE WORTH £586

- 100MS/s Dual Channel Storage Oscilloscope
- 50MHz Spectrum Analyser
- Multimeter • Frequency Meter
- Signal Generator

If you have a novel circuit idea which would be of use to other readers then a Pico Technology PC based oscilloscope could be yours.

Every 12 months, Pico Technology will be awarding an ADC200-100 digital storage oscilloscope for the best *IU* submission. In addition, a DrDAQ Data Logger/Scope worth £69 will be presented to the runner up.

Wien Oscillator – Don't Gang Up

CONVENTIONAL Wien bridge oscillators employ two-gang variable resistors (potentiometers wired in resistance mode) as the frequency-adjusting elements. Unfortunately, the two resistances seldom stay perfectly in step. The result is amplitude variation as the frequency is changed.

The circuit diagram shown in Fig.1a sidesteps the problem by using a single variable resistance (VR1). When VR is at zero resistance there is a normal Wien network in which $C1 = C2 = C$, and $R1 = R2 = R$, giving a tuned frequency $f_o = 1 / (2\pi CR)$: about 700Hz with the values shown.

When VR1 is turned up from zero resistance, the frequency falls. Analysis shows that the new frequency is the standard Wien frequency:

$$f_o = 1/(2\pi CR) \text{ divided by } \sqrt{(1+VR1/R2)}$$

When VR1 is very large then this is very close to $\sqrt{(VR1/R2)}$. The new frequency can then be approximated by inverting part of the equation and multiplying the standard frequency by $\sqrt{(VR1/R2)}$.

If $R2 = 2.2$ kilohms and $VR1 = 1M$ then this gives:

$$f_o = 724 \times \sqrt{\left(\frac{2.2}{1000}\right)} = 34Hz$$

The attenuation factor of the network falls from 3 when $VR1 = 0$, towards 2 when $VR1$ is infinite. This is compensated by feeding a correction signal (dependent on the setting of $VR1$) to IC1b via buffer IC1a.

To set up the circuit first set $VR2$ and $VR3$ midway. Set $VR1$ to maximum resistance. Adjust $VR2$ carefully to obtain oscillation with minimum peak clipping. Now set $VR1$ to zero and adjust $VR3$ for minimum clipping. Repeat the procedure for fine trimming. With care it should be possible to obtain sinewaves across the tuning range with only a trace of clipping.

The peak-to-peak output voltage is whatever amplifier IC1b can deliver at its overload point. For the op.amps shown, this gives about 3V r.m.s. for a 5V-0V-5V supply and 6.6V r.m.s. with 10V-0V-10V.

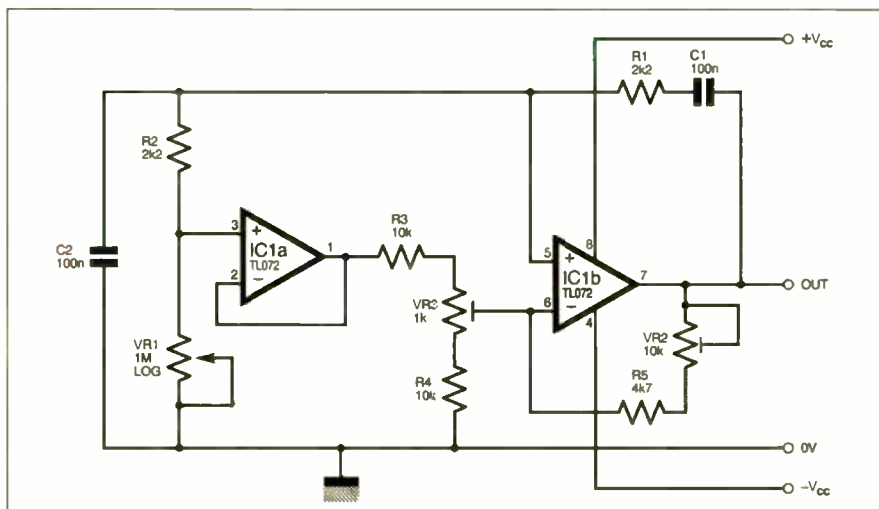


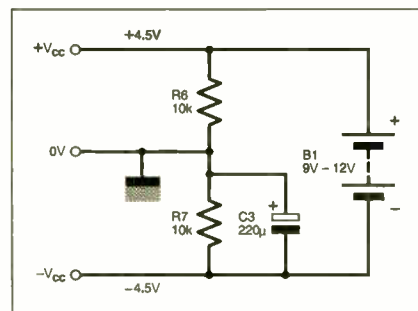
Fig.1a (above). Single control Wien bridge oscillator.

Fig.1b (right). Simple voltage splitter circuit.

If a centre-tapped supply is not available a single-ended supply can be split with the aid of the divider network shown in Fig1b. (Note that the supply cannot then be used to lower a circuit having a negative earth.) Operation down to 9V should be possible.

If capacitors C1 or C2 are changed the trimmers must be reset, which complicates the range switching. A possible solution might be to duplicate the circuit for each range, switching only $VR1$ and the output.

George Hylton, Worthing



MORE ON NEXT PAGE

WHY NOT SEND US YOUR CIRCUIT IDEA?
Earn some extra cash and possibly a prize!



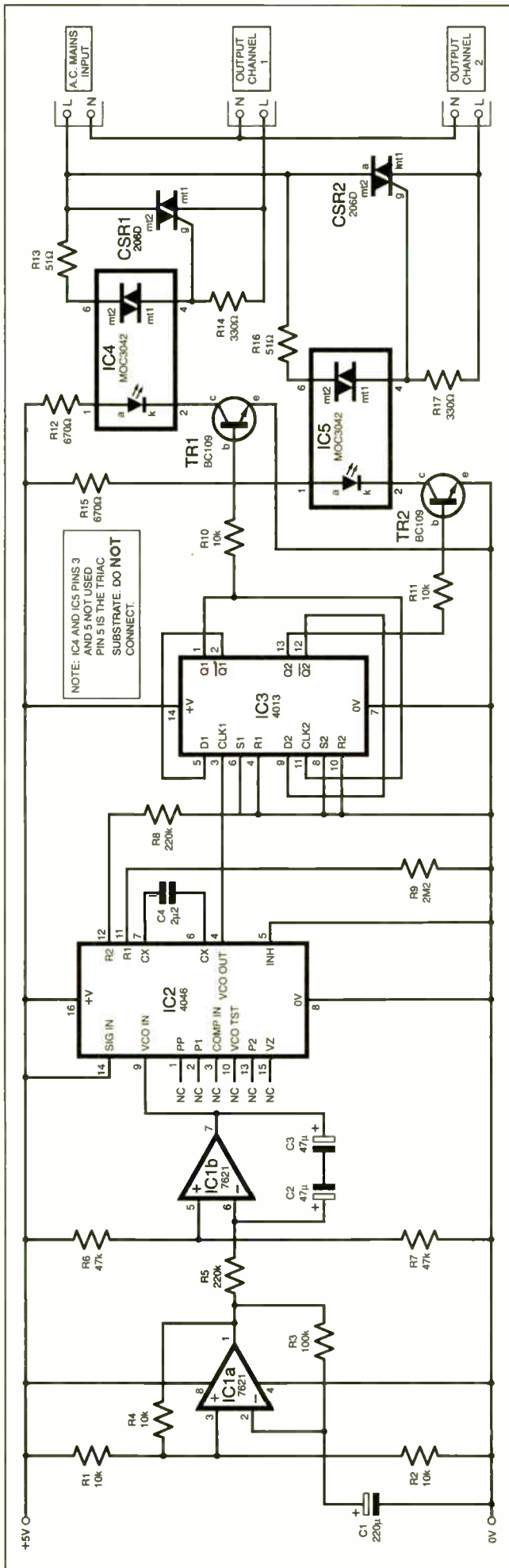


Fig.2. Two-channel Christmas Lights Controller circuit diagram.

Two-Channel Christmas Light Controller – Festive Flasher

THE circuit diagram shown in Fig.2 was designed to control two sets of Outdoor Christmas Lights. A friend had installed them across the front of his house but his little lad was disappointed that they did not do anything “interesting”. This circuit was put together to liven things up a bit, and is presented in plenty of time to enable readers to construct it ready for the approaching festive season.

The 7621 op.amp IC1 forms a slow triangle waveform generator. The signal output at pin 7 of IC1b feeds into the voltage-controlled oscillator input of IC2, a 4046 phase-locked loop chip. The square wave output of the v.c.o. (pin 4 of IC2) cycles from a very slow rate up to about 2Hz to 3Hz.

Flip-flop IC3a slows things down a bit, and drives triac CSR1 via a zero-crossing optotriac arrangement, IC4. A second flip-flop IC3b divides by two again and controls the second output channel through another zero-crossing optotriac, IC5, and triac CSR2.

As mains voltages are present, readers must take special precautions to ensure that all mains-voltage components are insulated to prevent accidental electric shock. In particular, note that the metal tabs of the triacs are at mains voltage and MUST be fully isolated using the correct mounting kits as needed. Since they dissipate little power in this application, no heatsinks should be necessary.

When the circuit is set up and running, the varying speed and the binary effect is quite “engaging” – it certainly attracted comment from people waiting at the bus stop opposite!

Steve Dellow, Warwick

Budget Light Sensor – Topped

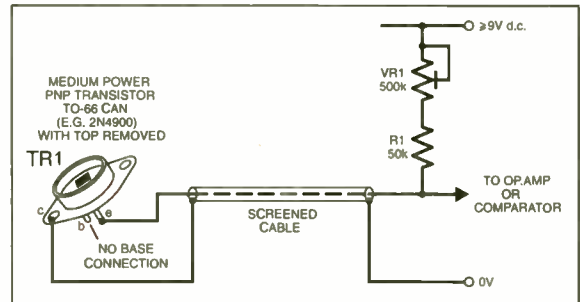


Fig.3. Simple light sensor.

HOBBIYISTS often build electronic projects that are triggered when the ambient light level changes (say, arrival of dusk). A number of devices operate perfectly well in this role, including light-dependent resistors (l.d.r.s), photodiodes and phototransistors.

However, they are often housed in fiddly little packages that are difficult to mount where they needed (usually outside the house). The simple idea shown in Fig.3 solves this problem.

Ordinary bipolar transistors are in fact photo-sensitive and if the semiconductor wafer is exposed it will often behave as an effective phototransistor (hence the old Mullard OCP71 germanium phototransistor – an unpainted glass OC71 device that was therefore slightly photosensitive – ARW). Modern transistors are embedded in epoxy and accessing the transistor die is not possible, but older transistors were enclosed in metal cans. If the very top of the metal housing is carefully sawn off with a hacksaw or Dremel, a sensitive phototransistor maybe produced. *Be aware that some semiconductor devices may contain toxic elements so, just to be safe, take care to avoid accidentally inhaling any dust or touching any swarf.*

It has been found best to use medium-powered silicon transistors, e.g. a TO-66 encapsulation which has a larger wafer area and a large metal housing that can be converted into a handy photosensor in this way. The real advantage is that these transistors come complete with a mounting plate, so it is easy to attach the device where it is needed.

Two of these were used on my EPE Automatic Curtain Winder project (issues not available) to detect night-time and daybreak. They were easily bolted to a small plastic box which, in turn, was screwed to the wall, a more elegant solution than the original which involved trying to stick some awkwardly shaped light-dependent resistors to the inside of the window-pane with sticky tape.

The opened device was protected from the elements using a plastic window (e.g. the bottom of a test-tube) glued in place, but, in my experience, these devices are stable for years even when exposed. Normally one would use an npn device, such as the 2N3054 which are more common, but nowadays a pnp device is often handier instead (see Fig. 3); the advantage is that the collector of the transistor (which is also the casing) is at ground potential. Use shielded cable if there is any substantial distance between the sensor and the control circuit.

Bruce Clothier, Oadby, Leics.

Talking Newspapers – Tone It Up

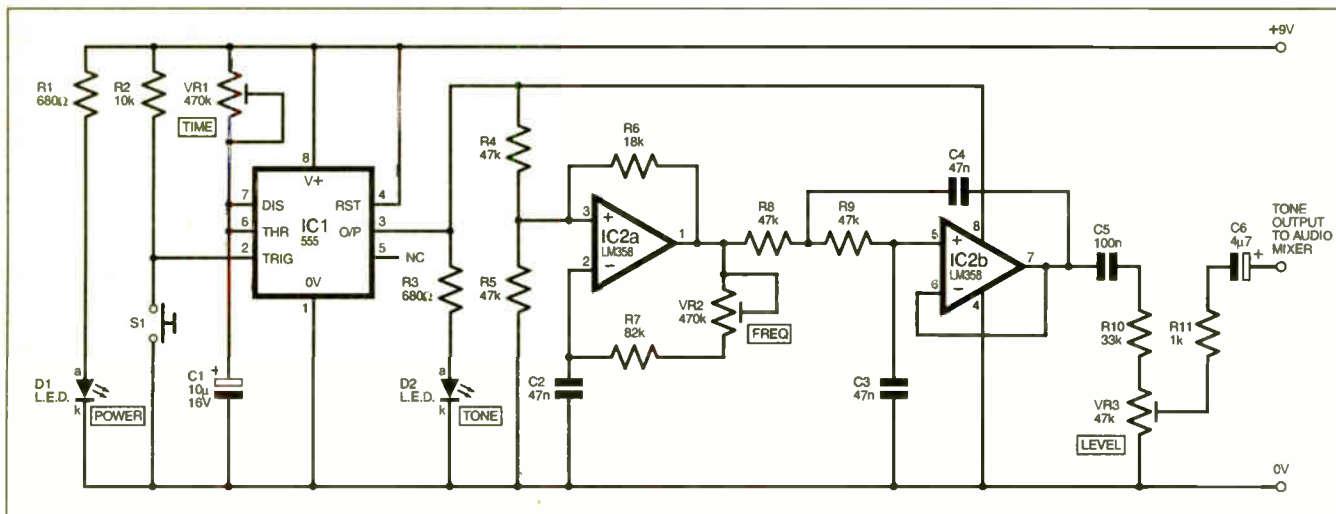


Fig.4. Circuit diagram for a simple tape tone index marker.

BEING in charge of the technical side of the *Whitecliffs Talking Newspaper* it came to the writer's notice that some visually impaired people had experienced "tone indexing" on their cassette tapes obtained in other areas of the UK. Not knowing if a commercial unit was available, nor having a circuit diagram available, it was decided to try and devise one for use by the WTN. Previous experience of applying a low frequency tone to a radio transmitter suggested that this technique might be a good starting point.

What is tone indexing? Tone indexing involves injecting a sub-audible tone of four

seconds duration at suitable points on the cassette tape whilst it is being recorded. This allows listeners with "cue and review" facilities (fast forward or rewind, while monitoring the soundtrack) on their machines to hear a short "blip" at various points on the tape, helping them to navigate up and down the tape: the higher tape speed gives shorter time but a higher frequency of the tone.

The circuit diagram suggested in Fig.2 comprises of a 555 monostable, IC1, which produces the four second burst, set by VR1 and visually seen at l.e.d. D2, and for the same period it enables the low frequency

oscillator based around IC2. Trimmer preset VR2 gives some control over the audible tone heard through the cassette speaker, and the output level is set by VR3.

In use, the output should be taken from capacitor C6 and fed into one channel of an audio mixer (not shown), and the channel fader set to the recording level of the master recording deck. The tone index marker is then mixed in with the main soundtrack. To activate the unit just press and release push switch S1 at any appropriate time whilst recording.

Fred Knight (G4NJU),
Deal, Kent.

NEXT MONTH – WE GET INTO THE FESTIVE SPIRIT

★ VERSATILE PIC FLASHER ★

PLUS EPE Hybrid Computer – Part 2
Three more PICAXE Projects

Annual subscription rates:

6 Months: UK £15.50, Overseas £18.50 (standard air service),
£27.50 (express airmail)

1 Year: UK £29.50, Overseas £35.50 (standard air service)
£53 (express airmail)

2 Years: UK £54.00, Overseas £66.00 (standard air service)
£101 (express airmail)

To: Everyday Practical Electronics,
Wimborne Publishing Ltd., 408 Wimborne Road East,
Ferndown, Dorset BH22 9ND

Tel: 01202 873872 Fax: 01202 874562

E-mail: subs@epemag.wimborne.co.uk

Order from our online shop at:
www.epemag.wimborne.co.uk/shopdoor.htm



TAKE ADVANTAGE NOW!



SUBSCRIPTION ORDER FORM

I enclose payment of £
(cheque/PO in £ sterling only),
payable to Everyday Practical Electronics

My card number is:

Please print clearly, and check that you have the number correct

Signature

Card Ex. Date Switch Issue No.

Subscriptions can only start with the next available issue.
For back numbers see the Back Issues page.

Name

Address

Post code Tel.

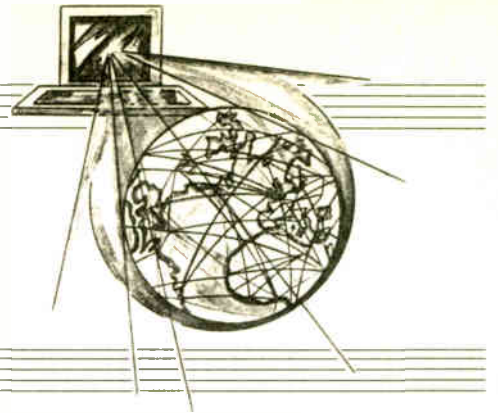
If you do not wish to cut your issue, send a letter or a copy of this form.

11/02

SURFING THE INTERNET

NET WORK

ALAN WINSTANLEY



A Can of Worms

ONE of the most serious problems that e-mail users face today is that of unsolicited email or "spam". Usenet provided the first rich pickings for spammers, who developed techniques for harvesting users' email addresses from newsgroup articles and then from web sites. American marketers saw email as a legitimate way of communicating their "message" to the world, and we certainly get the message all right – thousands of them, mailed out blindly to irate users every hour of the day.

The embarrassment and the major waste of time and resources that spammers cause is reaching astronomical proportions. In one of the worst examples, one of the writer's regular email addresses was bombarded from a single source at the rate of many hundred mails over a few weeks, which effectively immobilised a mail account. Rejecting the email merely moves the problem elsewhere; it clogs mailservers to the point where some addresses (e.g. hotmail) are automatically assumed to be spam, and are rendered undelivered by ISPs.

Spam shows no sign of letting up in spite of US regulations, and one of the drawbacks of being a relatively early Internet user in the UK is having an email address that is now well-embedded in the junk mailers' databases. In Europe the possibility of compulsory opt-in email marketing is being discussed but this will have little effect on "foreign incoming" email.

Worse still are the various viruses and worms which are intended to damage a user's computer, or which mail themselves out again through their Windows address book.

About 15 per cent of the writer's incoming unsolicited email contains a deadly worm or a virus. The situation is set to become far worse due to the always-on characteristic of high-speed broadband services.

Attacking Tidal Waves

So how does one deal with this tidal wave of spam and viral attacks? You should always run up-to-date anti-virus software and a firewall of course, but it is sometimes best to interrogate the mailserv-er directly using programs such as Popcorn (free but unsupported, from www.ultrafunk.com) or JMail (www.pc-tools.net). By simply glancing down the list of subjects and senders, you can then decide to delete unwanted mail directly before fetching the rest. This is a satisfying but ultimately time-consuming experience that can take up several hours of your time each month. The next problem is that genuine emails become buried in all the dross and are accidentally overlooked or deleted. A program called Mailwasher (www.mail-washer.net) has received good feedback from users, and more experienced users should download the trial.

It would be far better if the unwanted mail was screened out to begin with. This brings us to a relatively new technique for dealing

with unsolicited or virus-infected mail. Commercial companies already use third-party organisations to intercept virus-infected email on the fly. For several months the writer has been testing a new email filter service from www.emailfiltering.co.uk which filters both spam and viral email. It costs £21.00 (\$30) per mail account per year. The system logs into your mailbox and collects your mail, and then screens it for known spam or viri. The customer fetches the remaining emails from EMF's mailserver. Spam is detected by monitoring unsolicited emails received by a distributed farm of servers, which then flags any spam. The system quarantines any further such mails on customers' accounts and prevents them from being automatically delivered.

Fried Spam

So how good is email filtering? After a slow start, there has been a gratifying difference in the quantities of spam email delivered to the writer's main address.

The system was not quite perfect when it was initially set up, filtering out only 60 per cent of junk. Neil Hammerton of company Emailfiltering (EMF) tells me that for some of their customers they manage to block 95-100 per cent of spam but for a few they initially only blocked about 50 per cent.

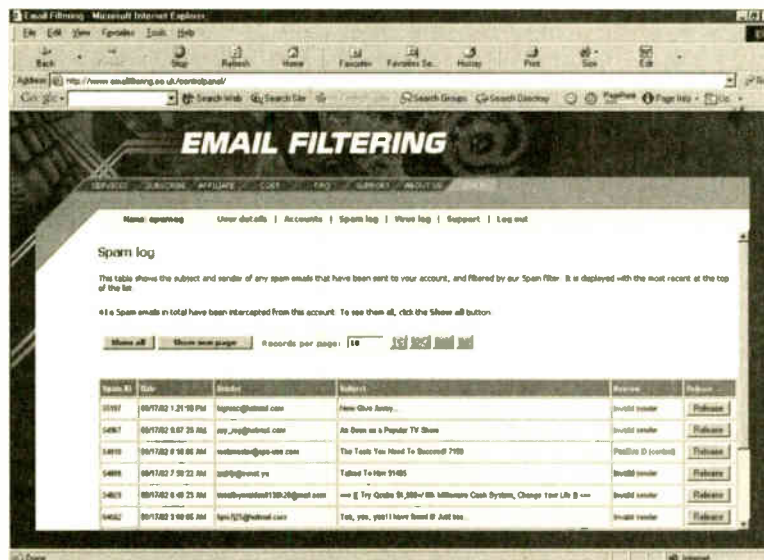
To address this issue, an opt-in spam filtering level was then introduced which reduced spam by a further 24 per cent or so, claims EMF. This option works by validating the sender's email address. If the email address is invalid (i.e not actually there, e.g. 9iz7p3ez@hotmail.com) then it is assumed the email is spam and it is screened out, otherwise spam is

screened on the message content. The chances of intercepting genuine emails are extremely remote, and I can confirm that after two months and 500 filtered emails only one of them was a semi-genuine email. This can be forwarded to your mailbox by hitting a "release" button. Otherwise the system has generally worked silently in the background, and EMF provides a webmail front end as well.

Perhaps more importantly, the EMF system has blocked 71 viral emails, mostly containing the tiresome W32-Klez worm but a number carrying the deadly BIOS-destroying CIH virus. For this reason alone the cost of the email filtering system could be justified for some users. The system genuinely gives ordinary mainstream Internet users a first line of defence against spammers and virus attacks. You can sign up online and enjoy a month's free trial.

Discovery Channel

Next month, I'll be surfing the web and taking a look at one area of consumer electronics that is largely undiscovered and is set to be the next big thing. What is it? Tune in next month to find out! You can email me at alan@epemag.demon.co.uk.



Screenshot of the email filtering system currently being tried by the author.

£2 BARGAIN PACKS

30A 600V BRIDGE RECTIFIER. Order Ref: 2P474.

10 HOOK-UP LEADS. Assorted colours terminating with insulated crocodile clips each end. each lead length 36cm. Order Ref: 2P459.

PHILIPS STEPPER MOTOR. 12V 7.5 degrees. Order Ref: 2P457.

32µF 250V A.C. CAPACITOR. Order Ref: 2P452.

4µF 440V A.C. CAPACITOR. Order Ref: 2P454.

VERY POWERFUL MOTOR. Operates off 6, 9 or 12V D.C. 2½in. long, ½in. diameter. Order Ref: 2P456.

HIGH VOLTAGE STRIPPER. Contains many items for 10kV working. Order Ref: 2P388.

GALVANISED EQUIPMENT BOX. 150mm square without lid. Order Ref: 2P391.

4 r.p.m. GEARED MAINS MOTOR. 115V but supplied with mains adaptor. Order Ref: 2P393.

TWIN 50pF AIR-SPACED TUNING CAPACITOR, the veins wide spaced so suitable for transmitting. Order Ref: 2P394.

20 R.P.M. GEARED MAINS MOTOR. 115V but supplied with mains adaptor. Order Ref: 2P396.

20µF 375V CAPACITOR. Aluminium cased. Order Ref: 2P406.

9V-0V-9V MAINS TRANSFORMER. 25VA, upright mounting with fixings. Order Ref: 2P408.

COPPER CLAD BOARD. Size 15in. x 10in. x ½in. thick for making p.c.b.s etc. Order Ref: 2P409.

20W TWEETER. 4in. x 4in. 8 ohm by Goodmans. Order Ref: 2P403.

BATTERY CHARGER METER. 0A-3A. Order Ref: 2P366.

W-SHAPED 30W FLUORESCENT. Philips, ideal name plate illuminator. Order Ref: 2P372.

DIMMER SWITCH. Standard size flush plate, state colour - red, yellow, green or blue. Order Ref: 2P380.

TELEPHONE EXTENSION LEAD. 12m with plug end, socket ends. Order Ref: 2P338.

FIGURE-8 FLEX. Mains voltage, 50m. Order Ref: 2P345.

INFRA-RED UNIT. As fitted TV receiver. Order Ref: 2P304.

L.C.D. CLOCK MODULE with details of other uses. Order Ref: 2P307.

AM/FM RADIO RECEIVER with speaker but not cased. Order Ref: 2P308.

2A MAINS FILTER AND PEAK SUPPRESSOR. Order Ref: 2P315.

45A DP 250V SWITCH on 6in. x 3in. gold plate. Order Ref: 2P316.

SOLAR CELL. 3V 200mA, 5 of these in series would make you a 12V battery charger, £2 each. Order Ref: 2P374.

PERMANENT MAGNET SOLENOID. Opposite action, core is released when voltage is applied. Order Ref: 2P327.

HEATER PAD. Not waterproof. Order Ref: 2P329.

DISK DRIVE. Complete less stepper motor, has all the electronics to control stepper motor. Order Ref: 2P280.

15V 320mA A.C. POWER SUPPLY. In case with 13A base, ideal for bell or chime controller. Order Ref: 2P281.

POWERFUL MAINS MOTOR with 4in. spindle. Order Ref: 2P262.

20M 80 OHM TV COAX. Order Ref: 2P270.

LOCTITE METAL ADHESIVE. Tube and some accessories. Order Ref: 2P215.

6-DIGIT COUNTER. Mains operated. Order Ref: 2P235.

13A ADAPTORS. Take two 13A plugs, pack of 5, £2. Order Ref: 2P187.

3-CORE 5A PVC FLEX. 15m. Order Ref: 2P189.

MAINS TRANSFORMER. 15V, 1A. Order Ref: 2P198.

7-SEGMENT NEON DISPLAYS. Pack of 8. Order Ref: 2P126.

MODERN TELEPHONE HANDSET. Ideal office extension. Order Ref: 2P94.

13A SWITCH SOCKET on satin chrome plate. Order Ref: 2P95.

500 STAPLES. Hardened pin, suit burglar alarm or telephone wire. Order Ref: 2P99.

PAD SWITCH for under carpets, doormats etc. Order Ref: 2P119.

ROTARY SWITCH. 40A with porcelain pointer control knob. Order Ref: 2P419.

AIR-SPACED TUNING CAP with one section 350pF, the other 250pF, with ¼in. spindle and slow motion drive. Order Ref: 2P422.

DITTO but 150pF and 300pF. Order Ref: 2P423.

TRANSMITTER TUNER. 2-gang, wide spaced. Order Ref: 2P425.

SELLING WELL BUT STILL AVAILABLE

IT IS A DIGITAL MULTITESTER, complete with backrest to stand it and hands-free test prod holder. This tester measures d.c. volts up to 1,000 and a.c. volts up to 750, d.c. current up to 10A and resistance up to 2 megs. Also tests transistors and diodes and has an internal buzzer for continuity tests. Comes complete with test prods, battery and instructions. Price £6.99. Order Ref: 7P29.



INSULATION TESTER WITH MULTIMETER. Internally generates voltages which enable you to read insulation directly in megohms. The multimeter has four ranges: AC/DC volts, 3 ranges DC milliamperes, 3 ranges resistance and 5 amp range. These instruments are ex-British Telecom but in very good condition, tested and guaranteed OK, probably cost at least £50 each, yours for only £7.50 with leads, carrying case £2 extra. Order Ref: 7P54.

REPAIRABLE METERS. We have some of the above testers but slightly faulty, not working on all ranges, should be repairable, we supply diagram, £3. Order Ref: 3P176.

BT TELEPHONE EXTENSION WIRE. This is proper heavy duty cable for running a round the skirting board when you want to make a permanent extension. Four cores properly colour coded, 25m length only £1. Order Ref: 1067.

HEAVY DUTY POT. Rated at 25W, this is 20 ohm resistance so it could be just right for speed controlling a d.c. motor or device or to control the output of a high current. Price £1. Order Ref: 1/33L1.

1mA PANEL METER. Approximately 80mm x 55mm, front engraved 0-100. Price £1.50 each. Order Ref: 1/16R2.

D.C. MOTOR WITH GEARBOX. Size 60mm long, 30mm diameter. Very powerful, operates off any voltage between 6V and 24V D.C. Speed at 5V is 200 rpm, speed controller available. Special price £3 each. Order Ref: 3P108.

FLASHING BEACON. Ideal for putting on a van, a tractor or any vehicle that should always be seen. Uses a Xenon tube and has an amber coloured dome. Separate fixing base is included so unit can be put away if desirable. Price £5. Order Ref: 5P267.

MOST USEFUL POWER SUPPLY. Rated at 9V 1A, this plugs into a 13A socket, is really nicely boxed. £2. Order Ref: 2P733.

MOTOR SPEED CONTROLLER. These are suitable for D.C. motors for voltages up to 12V and any power up to 1/6h.p. They reduce the speed by intermittent full voltage pulses so there should be no loss of power. Made up and tested, £18. Order Ref: 20P39.

BALANCE ASSEMBLY KITS. Japanese made, when assembled ideal for chemical experiments, complete with tweezers and 6 weights 0.5 to 5 grams. Price £2. Order Ref: 2P44.

CYCLE LAMP BARGAIN. You can have 100 6V 0.2A MES bulbs for just £2.50 or 1,000 for £20. They are beautifully made, slightly larger than the standard 6.3V pilot bulb so they would be ideal for making displays for night lights and similar applications.

SOLDERING IRON, super mains powered with long-life ceramic element, heavy duty 40W for the extra special job, complete with plated wire stand and 245mm lead, £3. Order Ref: 3P221.

ENGINEERS BENCH PANEL

This has 2 x 13A mains sockets which are switched and illuminated, thus saving you having to keep pulling out the plugs. Nicely case. Only £2. Order Ref: 2P461

RELAYS

We have thousands of relays of various sorts in stock, so if you need anything special give us a ring. A few new ones that have just arrived are special in that they are plug-in and come complete with a special base which enables you to check voltages of connections of it without having to go underneath. We have 6 different types with varying coil voltages and contact arrangements.

Coil Voltage	Contacts	Price	Order Ref:
12V DC	4-pole changeover	£2.00	FR10
24V DC	2 pole changeover	£1.50	FR12
24V DC	4 pole changeover	£2.00	FR13

Prices include base

MINI POWER RELAYS. For p.c.b. mounting, size 28mm x 25mm x 12mm, all have 16A changeover contacts for up to 250V. Four versions available, they all look the same but have different coils:


6V - Order Ref: FR17 24V - Order Ref: FR19
12V - Order Ref: FR18 48V - Order Ref: FR20
Price £1 each less 10% if ordered in quantities of 10, same or mixed values.

RECHARGEABLE NICAD BATTERIES. AA size, 25p each, which is a real bargain considering many firms charge as much as £2 each. These are in packs of 10, coupled together with an output lead so are a 12V unit but easily dividable into 2 x 6V or 10 x 1.2V. £2.50 per pack, 10 packs for £25 including carriage. Order Ref: 2.5P34.

4 CIRCUIT 12V RELAY. Quite small, clear plastic enclosed and with plug in tags, £1. Order Ref: 205N

NOT MUCH BIGGER THAN AN OXO CUBE. Another relay just arrived is extra small with a 12V coil and 6A changeover contacts. It is sealed so it can be mounted in any position or on a p.c.b. Price 75p each, 10 for £6 or 100 for £50. Order Ref: FR16.

1.5V-6V MOTOR WITH GEARBOX. Motor is mounted on the gearbox which has interchangeable gears giving a range of speeds and motor torques. Comes with full instructions for changing gears and calculating speeds, £7. Order Ref: 7P26.



£2 BARGAIN PACKS

24V STEREO POWER SUPPLY. Mullard. Order Ref: 2P80.

UP TO 90 MIN 25A SWITCH. Clockwork. Order Ref: 2P90.

POWERFUL MAINS MOTOR. 1½in. stack, double spindle. Order Ref: 2P55.

SPEED CONTROL FOR MODELS. 6V-12V variable p.s.u., also reverse. Order Ref: 2P3.

MAINS TIME AND SET SWITCH. 25A, up to 6 hours delay. Order Ref: 2P9.

MOTORISED 6 MICROSWITCHES but motor 50V A.C. Order Ref: 2P19.

TWIN EXTENSION LEAD. Ideal lead lamp, Black & Decker tools, etc., 20m. Order Ref: 2P20.

MAINS COUNTER. Resettable, 3 digit. Order Ref: 2P26.

ILLUMINOUS PANEL, 16 x 16V bulbs to light coal effect heater, etc. Order Ref: 2P317.

TIME AND SET SWITCH. 15A mains. Order Ref: 2P104.

D.C. VOLT REDUCER. 12V-6V, fits into car lighter socket. Order Ref: 2P318.

CAPACITOR, VARIABLE. For tuning AM/FM with ¼in. spindle. Order Ref: 2P269.

CAPACITOR, VARIABLE. 0.0005 solid dia. ¼in. spindle. Order Ref: 2P268.

COPPER CLAD BOARD. 15 x 10 x ½in for p.c.b. Order Ref: 2P409.

25V-0V-25V MAINS TRANSFORMER. 1½A. Order Ref: 2P410.

20V-0V-20V DITTO. Order Ref: 2P411.

80mm x 46mm x 65mm METAL PROJECT BOX with rubber feet, supplied as flat pack. Order Ref: 2P412.

24V 1A MAINS TRANSFORMER. Order Ref: 2P413.

12V 2A MAINS TRANSFORMER. Order Ref: 2P414.

80 OHM COAX. Extra thin, 15m. Order Ref: 2P417.

A.C. 250V CAPACITOR. 20µF. Order Ref: 2P427.

12V P.S.U. 800mA D.C. with pins for shaver socket. Order Ref: 2P428.

MAINS MOTOR WITH GEARBOX giving 6 revs per hour. Order Ref: 2P430.

CLOCKWORK TIMSWITCH with scale settable up to 6 hours. Order Ref: 2P432.

OLD TIME RADIO CASE for the Good Companion. Order Ref: 2P436.

4 OHM TWEETER. 20W, by Goodmans. Order Ref: 2P437.

OLD TYPE 15A ROUND PIN PLUGS. Order Ref: 2P438.

BT ENGINEER'S PHONE. Unused but missing some parts, ideal for stripping. Order Ref: 2P439.

FLUORESCENT TUBE CHOKE. 65W or 80W. Order Ref: 2P440.

MINI MOTOR WITH GEARBOX, giving 16 r.p.m. Order Ref: 2P442.

ICESTAT. Cuts in just above freezing. Order Ref: 2P443.

BALANCE KIT with gram weights for chemical experiments etc. Order Ref: 2P444.

VU METER. 40mm square. Order Ref: 2P445.

SLYDOK FUSE. 30A. Order Ref: 2P447.

KV CAP. 1µF 1500V. Order Ref: 2P448.

9V P.S.U. 1A D.C., plugs into 13A socket. Order Ref: 2P450.

6-CORE 3A FLEX. 15m. Order Ref: 2P451.

SOME BUY ONE GET ONE FREE OFFERS

CUPBOARD ALARM. Activated by light. When set, this alert is designed to let you know when small hands open medicine cabinets, drawers, desks or other places they shouldn't. Price £3. Order Ref: 3P155.

WATER LEVEL ALARM. When water reaches its sense head its internal alarm sounds. It is a ready-built unit which you fix above where you want to know the water has risen. It then sounds its internal alarm. Needs only a battery. Price £3. Order Ref: 3P156.

DYNAMIC MICROPHONE. 500 ohm, plastic body with black mesh head, on/off switch, good length lead and terminated with audio plug. Price £1. Order Ref: 2P220.

TERMS

Send cash, uncrossed PO, cheque or quote credit card number. If order is £25 or over deduct 10% but add postage, £3.50 if under 2 kilo, £6 if under 4 kilo.

J & N FACTORS
Pilgrim Works (Dept.E.E.)
Stairbridge Lane, Bolney
Sussex RH17 5PA
Telephone: 01444 881965
E-mail: jnfactors@aol.com

PRACTICALLY SPEAKING

Robert Penfold looks at the Techniques of Actually Doing It!

THE time it takes to obtain every component for a project, right down to the last nut and bolt, has long been a sore point with electronic project constructors. Electronics kits were very popular in the past, even though they generally represented relatively poor value for money.

For many constructors the added expense was worth it for the greater convenience. You only had to order one item from one supplier in order to obtain a complete set of parts.

With mail order buying you also incurred a single charge for postage and packing, which in most cases partially offset the higher price of the product. When putting together a complete set of parts yourself it is often necessary to order them from two or three suppliers, with no single supplier stocking everything required.

Electronic kits are still around today and probably offer good value for money as well as convenience. However, it is a fact of project building life that most types of project cannot be obtained in kit form. Unless you are prepared to settle for a relatively small repertoire of projects it is necessary to do things the hard way and buy all the components from scratch. The "old hands" at electronic project building have a much easier time because they have a stock of popular parts, and in the main only have to order the more specialist components for each project.

Stock Answers

Beginners can make life easier by building up a stock of everyday components, but care has to be taken when selecting components for stock. It would be easy to waste significant sums of money on components that stood little chance of finding their way into a project. So which components are worth adding to your stock of parts and which should be avoided?

The obvious starting point is ordinary resistors having a power rating of about 0.25 watts. It is not a good idea to stock up with the more exotic resistors such as high-power and close tolerance types as they are little used in projects. In contrast, practically every project you build will require at least a few "bog standard" resistors, and some might require dozens of them.

The obvious problem with resistors is that they are available in a large number of different values, and a good stock of resistors includes several of each value. On the plus side, resistors are the cheapest components and stocking up with a substantial number should not cost all that much.

Some resistor values are used far more than others. The middle values tend to be used more than very high or very low ones. Within the middle range, values such as 4k7 (4.7 kilo-

hms) and 10k are used more than values such as 5k6 and 8k2. It is clearly a good idea to buy more of the popular values.

The quick and easy way is to buy one of the resistor development packs that are available from some component retailers. These usually include larger numbers of the more popular values. It is likely that the popular values will still run out first, but you can take the opportunity to top up any dwindling values when buying the components for a project.

If you buy your own selection it is not really worthwhile buying a substantial quantity of every resistor value. Most projects for the home constructor use resistor values in the E12 series (1, 1.2, 1.5, 1.8, 2.2, 2.7, 3.3, 3.9, 4.7, 5.6, 6.8, 8.2 and their decades).

Resistors are also available in the E24 series, which consists of the E12 series plus 12 intermediate values (1.1, 1.3, 1.6, 2.0, 2.4, 3.0, 3.6, 4.3, 5.1, 6.2, 7.5, 9.1 and their decades). As these additional values are little used in electronic projects there is little point in holding a stock of them. Buy them as and when they are required, just like any of the other more specialised components.

Doubling Up

Back in the early days of *Everyday Electronics* it was often suggested that a stock of resistors should be built up by purchasing twice as many resistors as you actually needed. This remains a very good way of doing things. If a project needs (say) five 100k resistors you would actually order 10 of them.

You will not obtain a stock of components overnight using this method, and it will obviously take time to build up a useful stock of resistors. It is relatively painless though, because you will barely notice the additional cost each time you build a project.

The beauty of this method is that you automatically buy more of the popular values, and less of the little-used values. This weighting of the quantities obtained should accurately reflect the popularity of each value, resulting in a few components that are left unused for long periods.

Obviously the same method can be applied to other components, but it should be limited to the cheaper and more common

components. This includes non-specialised capacitors and semiconductors. For example, many projects use inexpensive silicon diodes such as the 1N4148, and it is worthwhile having a supply of these.

It's A Bargain


Bargain packs of resistors offer another alternative, but some are better than others. Although these packs usually offer excellent value for money, you may find that only a few values are included. Another potential problem is that the values included in the pack may be ones that you do not use very often. There is no point in having a huge stock of resistors if you still have to order most of the resistors each time you build a project.

Many of these packs also contain some odd values. All sorts of weird values are used in commercial electronic products, and the components in bargain packs will not necessarily have standard values. It would be acceptable to use something like a close tolerance 28.7k resistor instead of an ordinary 27k component, but with the low cost of resistors it would hardly seem to justify the effort.

Some resistor packs contain a lot of old and (or) high wattage resistors. It is probably pointless to produce a stock of "bargain" resistors that are not predominantly modern miniature types. Older and higher wattage resistors are simply too big to fit into most modern component layouts. Bargain resistor packs are perhaps better suited to experienced constructors who can sort the "wheat from the chaff".

Going to Pot

Small fixed value resistors are cheap, and are even cheaper if you buy a substantial quantity. Unfortunately, the same cannot be said for potentiometers, even though they are only available in a very limited range of values.



Miniature horizontal preset potentiometers (resistors) are normally used in projects. Multiturn types (left) are relatively expensive and little used.

A selection of potentiometers would be quite costly with the possibility that half of them would never be used. Bargain packs offer a possible solution, especially if you can find one that offers a good range of values with components that have standard mounting bushes and spindles.

Practically all the control knobs available to amateur users are intended for a spindle diameter of around 6mm to 6.35mm. A few knobs for smaller diameter spindles are available, and with something like control knobs it is possible to improvise if the "real thing" cannot be obtained.

However, a pack of potentiometers in weird and wonderful shapes could be more trouble than its worth, so stick with packs of reasonably standard components. Fixing nuts and washers for potentiometers, non-standard or otherwise, can be very difficult to obtain, so only buy packs that come complete with both of these.

Logarithmic (log.) potentiometers are used for volume controls but not much else. Linear (lin.) types are used for most applications other than volume controls, and are likely to be used more than logarithmic types. Incidentally, not all potentiometers carry "log" or "lin" markings these days, but instead have the letter "A" or "B" respectively.

Preset potentiometers (resistors) are significantly more expensive than ordinary resistors, but they are far cheaper than normal potentiometers. Also, like ordinary potentiometers they are only available in a limited range of values. Again, the quick and easy method of obtaining a stock of these components is to buy a "development" pack.


Presets are also a good candidate for the double-buying method of stock building. Incidentally, they are normally only sold in linear versions, which is understandable as they are not normally used as volume controls.

Overcapacity

Due to the very wide range of values available, together with the many different types in common use, buying a comprehensive stock of capacitors would be extremely expensive. In general, capacitors are not expensive, but they are not sold at the "give-away" prices associated with resistors. Unless a fair amount of money is available it will be necessary to make some compromises when building a stock of capacitors.

Higher value capacitors are almost invariably of the electrolytic variety, and it is certainly worthwhile obtaining a small stock of these. Electrolytic capacitors are produced in axial lead and radial (printed circuit board or p.c.b.) mounting varieties. The radial type seems to be somewhat cheaper these days, and it is this type that is used in most modern projects. Radial capacitors will usually fit quite well in place of axial types, so it is best to concentrate on these.

Electrolytic capacitors are only generally available in the E6 range of values, which is every other value in the E12 series (1.0, 1.5, 2.2, 3.3, 4.7, 6.8



The two capacitors on the left have the same values as the modern equivalents on the right.

and their decades). In practice it is only 1.0, 2.2, 4.7 and their decades that are used to any extent.

A basic stock of electrolytic capacitors could therefore be rationalised to something like 10 of each value from 0.47 μ F to 10 μ F, and five of each value from 22 μ F to 470 μ F. A working voltage of about 16V or more will suffice. Higher value types having high working voltages are relatively expensive and should be bought as and when they are needed.

Development packs are a good way of buying a stock of electrolytic capacitors, but you need to be careful when buying bargain packs. Electrolytic capacitors made a number of years ago tend to be much larger than their current equivalents, and might not fit into modern component layouts.

Spaced Out

There is potentially the same problem with bargain packs of non-electrolytic capacitors. Modern projects mainly use non-electrolytic capacitors of the printed circuit variety. These are the box-shaped capacitors and they are available with various lead spacings.

The 5mm spacing type are probably the most popular at present, and they can usually be persuaded to fit boards designed for 2.5mm or 7.5mm components. If you intend to do this it is important to obtain fully cased components and not the open construction variety. With the latter it is likely that one of the leads will break off when you try to form them into the required shape.

For low values of under 1nF the usual choices are ceramic plate and polystyrene capacitors. Polystyrene capacitors are used where good stability is important. Ceramic plate capacitors are generally smaller and cheaper than polystyrene components and are used in less demanding applications. You will probably not use these low values a great deal unless radio circuits are of particular interest.

It is probably not a good idea to stock up with large numbers of polystyrene capacitors, which are not exactly cheap and are relatively little used. A small selection of ceramic plate capacitors can be very useful though, and a development pack is also a good option. Development packs are a good choice with other types of capacitor if you can

find a suitable selection at the right price.

Semiconductors

These days there are relatively few semiconductors that turn up regularly in projects, with specialist devices and microcontrollers now taking a more dominant role. Old favourites such as the 555 timer still turn up quite frequently, but this chip is now available in various low-power and high-speed versions, which rather complicates matters.

Another point to consider is that semiconductors have a habit of suddenly becoming obsolete. Apart from general-purpose silicon diodes it is probably not a good idea to buy semiconductors until you actually need them.

Bits and Pieces

Electronic project construction is not only about resistors, capacitors, and the like. Items of hardware, such as nuts, bolts, spacers, plastic stand-offs and battery connectors are essential to every project.

In the case of nuts, bolts, and spacers you will probably have to buy in fairly large quantities, so a small stock will soon start to accrue. Probably the most useful are the M2.5 and M3 screws from about 6 to 25 millimetres in length, together with matching nuts. Also useful are M2.5 and M3 spacers of around 6mm to 12mm in length.

It is a good idea to keep plenty of solder in stock. Ideally a 500g reel of 22 s.w.g. (0.7mm) solder should be obtained. This should avoid the frustration of running out of solder just as the shops shut, with your latest masterpiece almost completed.

Last and by no means least, buy or make suitable storage units for the newly acquired stock of parts. Searching for the required components in a bag of several hundred assorted parts will take a long time and result in unnecessary wear on the components.

Do-it-yourself shops or even the local Woolies store should have a selection of low-cost storage units that are ideal for electronic components. Alternatively, homemade storage trays are easily built for next to nothing. Clearly label everything so that any required component can be located quickly.

FREE *Electronics Hobbyist Compendium* book with Teach-In 2000 CD-ROM



EPE TEACH-IN 2000 CD-ROM

The whole of the 12-part *Teach-In 2000* series by John Becker (published in *EPE* Nov '99 to Oct 2000) is now available on CD-ROM. Plus the *Teach-In 2000* interactive software covering all aspects of the series and Alan Winstanley's *Basic Soldering Guide* (including illustrations and Desoldering).

Teach-In 2000 covers all the basic principles of electronics from Ohm's Law to Displays, including Op.Amps, Logic Gates etc. Each part has its own section on the interactive software where you can also change component values in the various on-screen demonstration circuits.

The series gives a hands-on approach to electronics with numerous breadboard circuits to try out, plus a simple computer interface which allows a PC to be used as a basic oscilloscope.

ONLY £12.45 including VAT and p&p

Order code Teach-In CD-ROM

PROJECT CONSTRUCTION

PRACTICAL REMOTE CONTROL PROJECTS

Owen Bishop

Provides a wealth of circuits and circuit modules for use in remote control systems of all kinds; ultrasonic, infrared, optical fibre, cable and radio. There are instructions for building fourteen novel and practical remote control projects. But this is not all, as each of these projects provides a model for building dozens of other related circuits by simply modifying parts of the design slightly to suit your own requirements. This book tells you how.

Also included are techniques for connecting a PC to a remote control system, the use of a microcontroller in remote control, as exemplified by the BASIC Stamp, and the application of ready-made type-approved 418MHz radio transmitter and receiver modules to remote control systems.

160 pages Order code BP413 £6.49

PRACTICAL ELECTRONIC MODEL RAILWAY PROJECTS

R. A. Penfold

The aim of this book is to provide the model railway enthusiast with a number of useful but reasonably simple projects that are easily constructed from readily available components. Stripboard layouts and wiring diagrams are provided for each project. The projects covered include: constant voltage controller; pulsed controller; pushbutton pulsed controller; pulsed controller with simulated inertia, momentum and braking; automatic signals; steam whistle sound effect; two-tone horn sound effect; automatic two-tone horn effect; automatic chuffer.

The final chapter covers the increasingly popular subject of using a computer to control a model railway layout, including circuits for computer-based controllers and signalling systems.

151 pages Order code BP384 £5.49

A PRACTICAL INTRODUCTION TO SURFACE MOUNT DEVICES

Bill Mooney

This book takes you from the simplest possible starting point to a high level of competence in handworking with surface mount devices (SMD's). The wider subject of SM technology is also introduced, so giving a feeling for its depth and fascination.

Subjects such as p.c.b. design, chip control, soldering techniques and specialist tools for SM are fully explained and developed as the book progresses. Some useful constructional projects are also included.

Whilst the book is mainly intended as an introduction it is also an invaluable reference book, and the browser should find it engrossing.

120 pages Order code BP411 £5.49

FAULT-FINDING ELECTRONIC PROJECTS

R. A. Penfold

Starting with mechanical faults such as dry joints, short-circuits etc, coverage includes linear circuits, using a meter to make voltage checks, signal tracing techniques and fault finding on logic circuits. The final chapter covers ways of testing a wide

DIRECT BOOK SERVICE

The books listed have been selected by *Everyday Practical Electronics* editorial staff as being of special interest to everyone involved in electronics and computing. They are supplied by mail order direct to your door. Full ordering details are given on the last book page.

FOR A FURTHER SELECTION OF BOOKS SEE THE NEXT TWO ISSUES OF EPE.

All prices include UK postage

range of electronic components, such as resistors, capacitors, operational amplifiers, diodes, transistors, SCRs and triacs, with the aid of only a limited amount of test equipment.

The construction and use of a Tristate Continuity Tester, a Signal Tracer, a Logic Probe and a CMOS Tester are also included.

136 pages Order code BP391 £5.49

TEST EQUIPMENT CONSTRUCTION

R. A. Penfold

This book describes in detail how to construct some simple and inexpensive but extremely useful, pieces of test equipment. Stripboard layouts are provided for all designs, together with wiring diagrams where appropriate, plus notes on construction and use.

The following designs are included: AF Generator, Capacitance Meter, Test Bench Amplifier, AF Frequency Meter, Audio Multivoltmeter, Analogue Probe, High Resistance Voltmeter, CMOS Probe, Transistor Tester, TTL Probe. The designs are suitable for both newcomers and more experienced hobbyists.

104 pages Order code BP248 £4.49

AUDIO AND MUSIC

VALVE & TRANSISTOR AUDIO AMPLIFIERS

John Linsley Hood

This is John Linsley Hood's greatest work yet, describing the milestones that have marked the development of audio amplifiers since the earliest days to the latest systems. Including classic amps with valves at their heart and exciting new designs using the latest components, this book is the complete world guide to audio amp design.

Contents: Active components; Valves or vacuum tubes; Solid-state devices; Passive components; Inductors and transformers; Capacitors, Resistors, Switches and electrical contacts; Voltage amplifier stages using valves; Valve audio amplifier layouts; Negative feedback; Valve operated power amplifiers; Solid state voltage amplifiers; Early solid-state audio amplifiers; Contemporary power amplifier designs; Preamplifiers; Power supplies (PSUs); Index.

250 pages Order code NE24 £21.99

AUDIO AMPLIFIER PROJECTS

R. A. Penfold

A wide range of useful audio amplifier projects, each project features a circuit diagram, an explanation of the circuit operation and a stripboard layout diagram. All constructional details are provided along with a shopping list of components, and none of the designs requires the use of any test equipment in order to set up properly. All the projects are designed for straightforward assembly on simple circuit boards.

Circuits include: High impedance mic preamp, Low impedance mic preamp, Crystal mic preamp, Guitar and GP preamplifier, Scratch and rumble filter, RIAA preamplifier, Tape preamplifier, Audio limiter, Bass and treble tone controls, Loudness filter, Loudness control, Simple graphic equaliser, Basic audio mixer, Small (300mW) audio power amp, 6 watt audio power amp, 20/32 watt power amp and power supply, Dynamic noise limiter.

A must for audio enthusiasts with more sense than money!

116 pages Order code PC113 £10.95

RADIO / TV VIDEO

ELECTRONIC PROJECTS FOR VIDEO ENTHUSIASTS

R. A. Penfold

This book provides a number of practical designs for video accessories that will help you get the best results from your camcorder and VCR. All the projects use inexpensive components that are readily available, and they are easy to construct. Full construction details are provided, including stripboard layouts and wiring diagrams. Where appropriate, simple setting up procedures are described in detail; no test equipment is needed.

The projects covered in this book include: Four channel audio mixer, Four channel stereo mixer, Dynamic noise limiter (DNL), Automatic audio fader, Video faders, Video wipers, Video crispener, Mains power supply unit.

109 pages Order code BP356 £5.45

SETTING UP AN AMATEUR RADIO STATION

I. D. Poole

The aim of this book is to give guidance on the decisions which have to be made when setting up any amateur radio or short wave listening station. Often the experience which is needed is learned by one's mistakes, however, this can be expensive. To help overcome this, guidance is given on many aspects of setting up and running an efficient station. It then proceeds to the steps that need to be taken in gaining a full transmitting licence.

Topics covered include: The equipment that is needed; Setting up the shack; Which aerials to use; Methods of construction; Preparing for the licence.

An essential addition to the library of all those taking their first steps in amateur radio.

86 pages Order code BP300 £4.45

EXPERIMENTAL ANTENNA TOPICS

H. C. Wright

Although nearly a century has passed since Marconi's first demonstration of radio communication, there is still research and experiment to be carried out in the field of antenna design and behaviour.

The aim of the experimenter will be to make a measurement or confirm a principle, and this can be done with relatively fragile, short-life apparatus. Because of this, devices described in this book make liberal use of cardboard, cooking foil, plastic bottles, cat food tins, etc. These materials are, in general, cheap to obtain and easily worked with simple tools, encouraging the trial-and-error philosophy which leads to innovation and discovery.

Although primarily a practical book with text closely supported by diagrams, some formulae which can be used by straightforward substitution and some simple graphs have also been included.

72 pages Order code BP278 £4.00

25 SIMPLE INDOOR AND WINDOW AERIALS

E. M. Noll

Many people live in flats and apartments or other types of accommodation where outdoor aerials are prohibited, or a lack of garden space etc. prevents aerials from being erected. This does not mean you have to forgo shortwave-listening, for even a 20-foot length of wire stretched out along the skirting board of a room can produce acceptable results. However, with some additional effort and experimentation one may well be able to improve performance further.

This concise book tells the story, and shows the reader how to construct and use 25 indoor and window aerials that the author has proven to be sure performers. Much information is also given on shortwave bands, aerial directivity, time zones, dimensions etc.

50 pages Order code BP136 £2.25

CIRCUITS AND DESIGN

AN INTRODUCTION TO PIC MICROCONTROLLERS

Robert Penfold

Designing your own PIC based projects may seem a daunting task, but it is really not too difficult providing you have some previous experience of electronics.

The PIC processors have plenty of useful features, but they are still reasonably simple and straightforward to use. This book should contain everything you need to know.

Topics covered include: the PIC register set; numbering systems; bitwise operations and rotation; the PIC instruction set; using interrupts; using the analogue to digital converter; clock circuits; using the real time clock counter (RTCC); using subroutines; driving seven segment displays.

166 pages

Temporarily out of print

PRACTICAL OSCILLATOR CIRCUITS

A. Flind

Extensive coverage is given to circuits using capacitors and resistors to control frequency. Designs using CMOS, timer i.c.s and op.amps are all described in detail, with a special chapter on "waveform generator" i.c.s. Reliable "white" and "pink" noise generator circuits are also included.

Various circuits using inductors and capacitors are covered, with emphasis on stable low frequency generation. Some of these are amazingly simple, but are still very useful signal sources.

Crystal oscillators have their own chapter. Many of the circuits shown are readily available special i.c.s for simplicity and reliability, and offer several output frequencies. Finally, complete constructional details are given for an audio sinewave generator.

133 pages

Order code BP393

£5.49

PRACTICAL ELECTRONICS HANDBOOK -

Fifth Edition. Ian Sinclair

Contains all of the everyday information that anyone working in electronics will need.

It provides a practical and comprehensive collection of circuits, rules of thumb and design data for professional engineers, students and enthusiasts, and therefore enough background to allow the understanding and development of a range of basic circuits.

Contents: Passive components, Active discrete components, Circuits, Linear I.C.s, Energy conversion components, Digital I.C.s, Microprocessors and microprocessor systems, Transferring digital data, Digital-analogue conversions, Computer aids in electronics, Hardware components and practical work, Micro-controllers and PLCs, Digital broadcasting, Electronic security.

440 pages

Order code NE21

£16.99

COIL DESIGN AND CONSTRUCTIONAL MANUAL

B. B. Babani

A complete book for the home constructor on "how to make" RF, IF, audio and power coils, cokes and transformers. Practically every possible type is discussed and calculations necessary are given and explained in detail. Although this book is now twenty years old, with the exception of toroids and pulse transformers little has changed in coil design since it was written.

96 pages

Order code 160

£4.49

OPTOELECTRONICS CIRCUITS MANUAL

R. M. Marston

A useful single-volume guide to the optoelectronics device user, specifically aimed at the practical design engineer, technician, and the experimenter, as well as the electronics student and amateur. It deals with the subject in an easy-to-read, down-to-earth, and non-mathematical yet comprehensive manner, explaining the basic principles and characteristics of the best known devices, and presenting the reader with many practical applications and over 200 circuits. Most of the i.c.s and other devices used are inexpensive and readily available types, with universally recognised type numbers.

182 pages

Order code NE14

£15.99

OPERATIONAL AMPLIFIER USER'S HANDBOOK

R. A. Penfold

The first part of this book covers standard operational amplifier based "building blocks" (integrator, precision

rectifier, function generator, amplifiers, etc), and considers the ways in which modern devices can be used to give superior performance in each one. The second part describes a number of practical circuits that exploit modern operational amplifiers, such as high slew-rate, ultra low noise, and low input offset devices. The projects include: Low noise tape preamplifier, low noise RIAA pre-amplifier, audio power amplifiers, d.c. power controllers, opto-isolator audio link, audio millivolt meter, temperature monitor, low distortion audio signal generator, simple video fader, and many more.

120 pages

Order code BP335

£5.45

A BEGINNERS GUIDE TO CMOS DIGITAL ICs

R. A. Penfold

Getting started with logic circuits can be difficult, since many of the fundamental concepts of digital design tend to seem rather abstract, and remote from obviously useful applications. This book covers the basic theory of digital electronics and the use of CMOS integrated circuits, but does not lose sight of the fact that digital electronics has numerous "real world" applications.

The topics covered in this book include: the basic concepts of logic circuits; the functions of gates, inverters and other logic "building blocks"; CMOS logic i.c. characteristics, and their advantages in practical circuit design; oscillators and monostables (timers); flip/flops, binary dividers and binary counters; decade counters and display drivers.

119 pages

Order code BP333

£5.45

AUDIO AND MUSIC

INTRODUCTION TO DIGITAL AUDIO

(Second Edition) Ian Sinclair

The compact disc (CD) was the first device to bring digital audio methods into the home.

This development has involved methods and circuits that are totally alien to the technician or keen amateur who has previously worked with audio circuits. The principles and practices of digital audio owe little or nothing to the traditional linear circuits of the past, and are much more comprehensible to today's computer engineer than the older generation of audio engineers.

This book is intended to bridge the gap of understanding for the technician and enthusiast. The principles and methods are explained, but the mathematical background and theory is avoided, other than to state the end product.

128 pages

Order code PC102

£8.95

PROJECTS FOR THE ELECTRIC GUITAR

J. Chatwin

This book is for anyone interested in the electric guitar. It explains how the electronic functions of the instrument work together, and includes information on

the various pickups and transducers that can be fitted. There are complete circuit diagrams for the major types of instrument, as well as a selection of wiring modifications and pickup switching circuits. These can be used to help you create your own custom wiring.

Along with the electric guitar, sections are also included relating to acoustic instruments. The function of specialised piezoelectric pickups is explained and there are detailed instructions on how to make your own contact and bridge transducers. The projects range from simple preamps and tone boosters, to complete active controls and equaliser units.

92 pages

Order code BP358

£5.45

VALVE AMPLIFIERS

Second Edition. Morgan Jones

This book allows those with a limited knowledge of the field to understand both the theory and practice of valve amplifier design, such that they can analyse and modify circuits, and build or restore an amplifier. Design principles and construction techniques are provided so readers can devise and build from scratch, designs that actually work.

The second edition of this popular book builds on its main strength - exploring and illustrating theory with practical applications. Numerous new sections include: output transformer problems; heater regulators; phase splitter analysis; and component technology. In addition to the numerous amplifier and preamplifier circuits, three major new designs are included: a low-noise single-ended LP stage, and a pair of high voltage amplifiers for driving electrostatic transducers directly - one for headphones, one for loudspeakers.

488 pages

Order code NE33

£26.99

VALVE RADIO AND AUDIO REPAIR HANDBOOK

Chas Miller

This book is an essential read for everyone working with antique radio and gramophone equipment, including dealers, collectors and valve technology enthusiasts the world over. The emphasis is firmly on the practicalities of repairing and restoring, so technical content is kept to a minimum, and always explained in a way that can be followed by readers with no background in electronics. Those who have a good grounding in electronics, but wish to learn more about the practical aspects, will benefit from the emphasis given to hands-on repair work, covering mechanical as well as electrical aspects of servicing. Repair techniques are also illustrated throughout.

A large reference section provides a range of information compiled from many contemporary sources, and includes specialist dealers for valves, components and complete receivers.

288 pages

Order code NE34

£20.99

LOUDSPEAKERS FOR MUSICIANS

Vivan Capel

This book contains all that a working musician needs to know about loudspeakers; the different types, how they work, the most suitable for different instruments, for cabaret work, and for vocals. It gives tips on constructing cabinets, wiring up, when and where to use wadding, and when not to, what fittings are available, finishing, how to ensure they travel well, how to connect multi-speaker arrays and much more.

Ten practical enclosure designs with plans and comments are given in the last chapter, but by the time you've read that far you should be able to design your own!

164 pages

Order code BP297

£5.49

BOOK ORDERING DETAILS

All prices include UK postage. For postage to Europe (air) and the rest of the world (surface) please add £2 per book. For the rest of the world airmail add £3 per book. CD-ROM prices include VAT and/or postage to anywhere in the world. Send a PO, cheque, international money order (£ sterling only) made payable to **DIRECT BOOK SERVICE, WIMBORNE PUBLISHING LIMITED, 408 WIMBORNE ROAD EAST, FERNDOWN, DORSET BH22 9ND.**

Books are normally sent within seven days of receipt of order, but please allow 28 days for delivery - more for overseas orders. Please check price and availability (see latest issue of Everyday Practical Electronics) before ordering from old lists.

For a further selection of books see the next two issues of EPE.

Tel 01202 873872 Fax 01202 874562. E-mail: dbs@epemag.wimborne.co.uk

Order from our online shop at: www.epemag.wimborne.co.uk/shopdoor.htm

BOOK ORDER FORM

Full name:

Address:

Post code: Telephone No:

Signature:

I enclose cheque/PO payable to DIRECT BOOK SERVICE for £

Please charge my card £ Card expiry date:

Card Number Switch Issue No.

Please send book order codes:

Please continue on separate sheet of paper if necessary

VIDEOS ON ELECTRONICS

A range of videos selected by *EPE* and designed to provide instruction on electronics theory. Each video gives a sound introduction and grounding in a specialised area of the subject. The tapes make learning both easier and more enjoyable than pure textbook or magazine study. They have proved particularly useful in schools, colleges, training departments and electronics clubs as well as to general hobbyists and those following distance learning courses etc




BASICS

VT201 to VT206 is a basic electronics course and is designed to be used as a complete series, if required.

VT201 54 minutes. Part One; D.C. Circuits. This video is an absolute must for the beginner. Series circuits, parallel circuits, Ohms law, how to use the digital multimeter and much more. **Order Code VT201**

VT202 62 minutes. Part Two; A.C. Circuits. This is your next step in understanding the basics of electronics. You will learn about how coils, transformers, capacitors, etc are used in common circuits. **Order Code VT202**

VT203 57 minutes. Part Three; Semiconductors. Gives you an exciting look into the world of semiconductors. With basic semiconductor theory. Plus 15 different semiconductor devices explained. **Order Code VT203**



VT204 56 minutes. Part Four; Power Supplies. Guides you step-by-step through different sections of a power supply. **Order Code VT204**

VT205 57 minutes. Part Five; Amplifiers. Shows you how amplifiers work as you have never seen them before. Class A, class B, class C, op.amps. etc. **Order Code VT205**

VT206 54 minutes. Part Six; Oscillators. Oscillators are found in both linear and digital circuits. Gives a good basic background in oscillator circuits. **Order Code VT206**

£34.95 each
inc. VAT & postage

Order 8 or more get one extra FREE
Order 16 get two extra FREE

VCR MAINTENANCE

VT102 84 minutes: Introduction to VCR Repair. Warning, not for the beginner. Through the use of block diagrams this video will take you through the various circuits found in the NTSC VHS system. You will follow the signal from the input to the audio/video heads then from the heads back to the output. **Order Code VT102**

VT103 35 minutes: A step-by-step easy to follow procedure for professionally cleaning the tape path and replacing many of the belts in most VHS VCR's. The viewer will also become familiar with the various parts found in the tape path. **Order Code VT103**

DIGITAL

Now for the digital series of six videos. This series is designed to provide a good grounding in digital and computer technology.

VT301 54 minutes. Digital One; Gates begins with the basics as you learn about seven of the most common gates which are used in almost every digital circuit, plus Binary notation. **Order Code VT301**

VT302 55 minutes. Digital Two; Flip Flops will further enhance your knowledge of digital basics. You will learn about Octal and Hexadecimal notation groups, flip-flops, counters, etc. **Order Code VT302**

VT303 54 minutes. Digital Three; Registers and Displays is your next step in obtaining a solid understanding of the basic circuits found in today's digital designs. Gets into multiplexers, registers, display devices, etc. **Order Code VT303**

VT304 59 minutes. Digital Four; DAC and ADC shows you how the computer is able to communicate with the real world. You will learn about digital-to-analogue and analogue-to-digital converter circuits. **Order Code VT304**

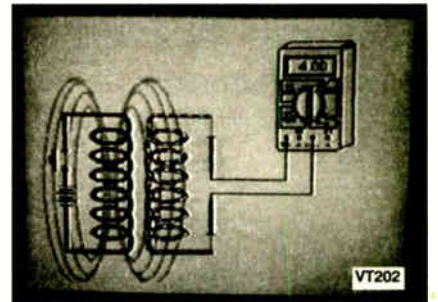
VT305 56 minutes. Digital Five; Memory Devices introduces you to the technology used in many of today's memory devices. You will learn all about ROM devices and then proceed into PROM, EPROM, EEPROM, SRAM, DRAM, and MBM devices. **Order Code VT305**

VT306 56 minutes. Digital Six; The CPU gives you a thorough understanding in the basics of the central processing unit and the input/output circuits used to make the system work. **Order Code VT306**

RADIO

VT401 61 minutes. A.M. Radio Theory. The most complete video ever produced on a.m. radio. Begins with the basics of a.m. transmission and proceeds to the five major stages of a.m. reception. Learn how the signal is detected, converted and reproduced. Also covers the Motorola C-QUAM a.m. stereo system. **Order Code VT401**

VT402 58 minutes. F.M. Radio Part 1. F.M. basics including the functional blocks of a receiver. Plus r.f. amplifier, mixer oscillator, i.f. amplifier, limiter and f.m. decoder stages of a typical f.m. receiver. **Order Code VT402**

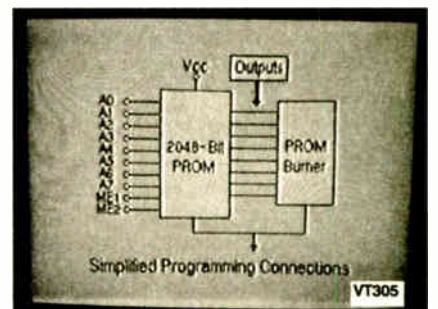


VT403 58 minutes. F.M. Radio Part 2. A continuation of f.m. technology from Part 1. Begins with the detector stage output, proceeds to the 19kHz amplifier, frequency doubler, stereo demultiplexer and audio amplifier stages. Also covers RDS digital data encoding and decoding. **Order Code VT403**

MISCELLANEOUS

VT501 58 minutes. Fibre Optics. From the fundamentals of fibre optic technology through cable manufacture to connectors, transmitters and receivers. **Order Code VT501**

VT502 57 minutes. Laser Technology A basic introduction covering some of the common uses of laser devices, plus the operation of the Ruby Rod laser, HeNe laser, CO₂ gas laser and semiconductor laser devices. Also covers the basics of CD and bar code scanning. **Order Code VT502**



Each video uses a mixture of animated current flow in circuits plus text, plus cartoon instruction etc., and a very full commentary to get the points across. The tapes are imported by us and originate from VCR Educational Products Co, an American supplier. We are the worldwide distributors of the PAL and SECAM versions of these tapes. (All videos are to the UK PAL standard on VHS tapes unless you specifically request SECAM versions.)

ORDERING: Price includes postage to anywhere in the world.

OVERSEAS ORDERS: We use the VAT portion of the price to pay for airmail postage and packing, wherever you live in the world. Just send £34.95 per tape. All payments in £ sterling only (send cheque or money order drawn on a UK bank). Make cheques payable to Direct Book Service.

Visa, Mastercard, Amex, Diners Club and Switch orders accepted - please give card number, card expiry date and Switch Issue No.

Orders are normally sent within seven days but please allow a maximum of 28 days, longer for overseas orders.

Send your order to: Direct Book Service, Wimborne Publishing Ltd., 408 Wimborne Road East, Ferndown, Dorset BH22 9ND

Tel: 01202 873872. Fax: 01202 874562. E-mail: dbs@epemag.wimborne.co.uk

Online store: www.epemag.wimborne.co.uk/shopdoor.htm

PCB SERVICE

Printed circuit boards for most recent *EPE* constructional projects are available from the PCB Service, see list. These are fabricated in glass fibre, and are fully drilled and roller tinned. All prices include VAT and postage and packing. Add £1 per board for airmail outside of Europe. Remittances should be sent to The PCB Service, **Everyday Practical Electronics, Wimborne Publishing Ltd., 408 Wimborne Road East, Ferndown, Dorset BH22 9ND. Tel: 01202 873872; Fax 01202 874562; E-mail: ordars@epemag.wimborne.co.uk. On-line Shop: www.epemag.wimborne.co.uk/shopdoor.htm. Cheques should be crossed and made payable to *Everyday Practical Electronics* (Payment in £ sterling only).**

NOTE: While 95% of our boards are held in stock and are dispatched within seven days of receipt of order, please allow a maximum of 28 days for delivery – overseas readers allow extra if ordered by surface mail.

Back numbers or photostats of articles are available if required – see the Back Issues page for details. We do not supply kits or components for our projects.

Please check price and availability in the latest issue. A number of older boards are listed on our website.

Boards can only be supplied on a payment with order basis.

PROJECT TITLE	Order Code	Cost
Active Ferrite Loop Aerial	274	£4.67
★ Remote Control IR Decoder Software only	–	–
★ PIC Dual-Channel Virtual Scope	275	£5.15
Handclap Switch	270	£3.96
★ PIC Pulsometer Software only	–	–
Twinkling Star	276	£4.28
Festive Fader	277	£5.71
Motorists' Buzz-Box	278	£5.39
★ PICtogram	279	£4.91
★ PIC-Monitored Dual PSU-1 PSU Monitor Unit	280	£4.75
Static Field Detector (Multi-project PCB)	281	£5.23
	932	£3.00
Two-Way Intercom	282	£4.76
UFO Detector and Event Recorder		
Magnetic Anomaly Detector	283	} Set £6.19
Event Recorder	284	
Audio Alarm	285	
★ Using PICs and Keypads Software only	–	–
Ice Alarm	287	£4.60
★ Graphics L.C.D. Display with PICs (Supp) Using the LM3914-6 L.E.D. Bargraph Drivers	288	£5.23
Multi-purpose Main p.c.b.	289	} Set £7.14
Relay Control	290	
L.E.D. Display	291	
★ PC Audio Power Meter Software only	–	–
Doorbell Extender: Transmitter	292	£4.20
Receiver	293	£4.60
Trans/Remote	294	£4.28
Rec./Relay	295	£4.92
EPE Snug-bug Heat Control for Pets	296	£6.50
Intruder Alarm Control Panel		
Main Board	297	£6.97
External Bell Unit	298	£4.76
Camcorder Mixer	299	£6.34
★ PIC Graphics L.C.D. Scope	300	£5.07
Hosepipe Controller	301	£5.14
Magfield Monitor (Sensor Board)	302	£4.91
Dummy PIR Detector	303	£4.36
★ PIC16F87x Extended Memory Software only	–	–
Stereo/Surround Sound Amplifier	304	£4.75
Perpetual Projects Uniboard-1	305	£3.00
Solar-Powered Power Supply & Voltage Reg.		
MSF Signal Repeater and Indicator		
Repeater Board	306	£4.75
Meter Board	307	£4.44
★ PIC to Printer Interface	308	£5.39
Lead/Acid Battery Charger	309	£4.99
Shortwave Loop Aerial	310	£5.07
★ Digitimer – Main Board	311	£6.50
– R.F. Board	312	£4.36
Perpetual Projects Uniboard-2		
L.E.D. Flasher – Double Door-Buzzer	305	£3.00
Perpetual Projects Uniboard-3	305	£3.00
Loop Burglar Alarm, Touch-Switch Door-Light and Solar-Powered Rain Alarm		
L.E.D. Super Torches – Red Main	313	} Set £6.10
– Display Red	314	
– White L.E.D.	315	
★ Sync Clock Driver	316	£5.94
★ Water Monitor	317	£4.91
Camcorder Power Supply	318	£5.94
PIC Toolkit Mk3	319	£8.24
Perpetual Projects Uniboard-4. Gate Sentinel, Solar-powered Bird Scarer and Solar-Powered Register	305	£3.00
Teach-In 2002 Power Supply	320	£4.28
Lights Needed Alert	321	£5.39
Pitch Switch	322	£5.87
Capacitance Meter – Main Board (double-sided)	323	} Set £12.00
– Display Board (double-sided)	324	
★ ★ PIC Toolkit TK3 – Software only	–	–
4-Channel Twinkling Lights	325	£6.82
Ghost Buster – Mic	326	} Set £5.78
– Main	327	
★ PIC Polywhatsit – Digital	328	} Set £7.61
– Analogue	329	
Forever Flasher	330	£4.44
Time Delay Touch Switch	331	£4.60
★ PIC Magick Musick	332	£5.87
Versatile Bench Power Supply	333	£5.71

PROJECT TITLE	Order Code	Cost
★ PIC Spectrum Analyser	FEB '02 334	£7.13
Versatile Current Monitor	335	£4.75
Guitar Practice Amp	336	£5.39
★ PIC Virus Zapper	MAR '02 337	£4.75
RH Meter	338	£4.28
★ PIC Mini-Enigma – Software only	–	–
★ Programming PIC Interrupts – Software only	–	–
★ PIC Controlled Intruder Alarm	APR '02 339	£6.50
★ PIC Big Digit Display	MAY '02 341	£6.02
Washing Ready Indicator	342	£4.75
Audio Circuits-1 – LM386N-1	343	£4.28
– TDA7052	344	£4.12
– TBA820M	345	£4.44
– LM380N	346	£4.44
– TDA2003	347	£4.60
– Twin TDA2003	348	£4.75
World Lamp	JUNE '02 340	£5.71
Simple Audio Circuits-2 – Low, Med and High Input Impedance Preamplifiers (Single Trans.)	349	£4.60
Low-Noise Preamplifier (Dual Trans.)	350	£4.75
Tone Control	351	£4.60
Bandpass Filter	352	£4.75
Frequency Standard Generator – Receiver	353	£4.12
– Digital	354	£6.82
★ Biopic Heartbeat Monitor	355	£5.71
Simple Audio Circuits – 3		
– Dual Output Power Supply	356	£4.60
– Crossover/Audio Filter	357	£4.44
Infra-Red Autoswitch	358	£4.91
★ EPE StyloPIC	359	£6.50
Rotary Combination Lock – Main Board	360	£5.39
– Interface Board	361	£4.91
★ Using the PIC's PCLATH Command – Software only	–	–
Big-Ears Buggy	AUG '02 362	£5.71
★ PIC World Clock	363	£5.39
Simple Audio Circuits-4		
Low Freq. Oscillator	364	£4.44
Resonance Detector	365	£4.28
Vinyl-To-CD Preamplifier	SEPT '02 366	£5.71
★ Freebird Glider Control	367	£4.91
★ Morse Code Reader	368	£5.23
Headset Communicator	OCT '02 369	£4.75
EPE Bounty Treasure Hunter	370	£4.77
★ ★ Digital I.C. Tester	371	£7.14
★ PIC-Pocket Battleships – Software only	–	–
Transient Tracker	NOV '02 372	£4.75
★ PICAXE Projects (multiboard)	373	£3.00
★ Tuning Fork & Metronome	374	£5.39
★ ★ EPE Hybrid Computer – Main Board	375	£18.87
– Atom Board	376	£11.57

EPE SOFTWARE

Software programs for *EPE* projects marked with a single asterisk ★ are available on 3.5 inch PC-compatible disks or free from our Internet site. The following disks are available: **PIC Tutorial** (Mar-May '98); **PIC Toolkit Mk2 V2.4d** (May-Jun '99); **EPE Disk 1** (Apr '95-Dec '98); **EPE Disk 2** (1999); **EPE Disk 3** (2000); **EPE Disk 4** (2001); **EPE Disk 5** (Jan 2002 issue to current cover date); **EPE Teach-In 2000**; **EPE Spectrum**; **EPE Interface Disk 1** (October '00 issue to current cover date). ★ ★ The software for these projects is on CD-ROM. The 3.5 inch disks are £3.00 each (UK) the CD-ROMs are £6.95 (UK). Add 50p each for overseas surface mail, and £1 each for airmail. All are available from the *EPE PCB Service*. All files can be downloaded free from our Internet FTP site: <ftp://ftp.epemag.wimborne.co.uk>.

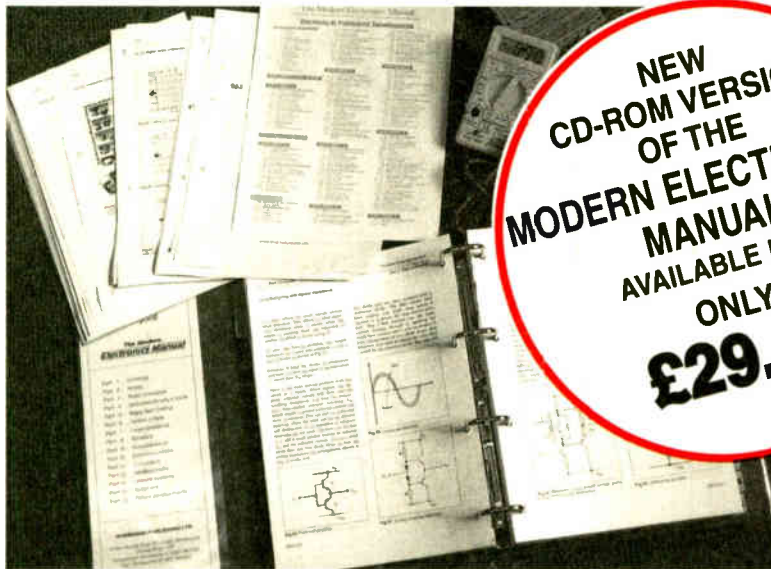
EPE PRINTED CIRCUIT BOARD SERVICE

Order Code	Project	Quantity	Price
.....			
Name			
Address			
.....			
Tel. No.			
I enclose payment of £..... (cheque/PO in £ sterling only) to:			
 		 	
Everyday Practical Electronics MasterCard, Amex, Diners Club, Visa or Switch			
Card No.			
Card Exp. Date..... Switch Issue No.....			
Signature.....			
NOTE: You can also order p.c.b.s by phone, Fax, Email or via our Internet site on a secure server: http://www.epemag.wimborne.co.uk/shopdoor.htm			

**WHETHER ELECTRONICS IS YOUR HOBBY
OR YOUR LIVELIHOOD . . .**

**YOU NEED THE MODERN ELECTRONICS MANUAL
and the ELECTRONICS SERVICE MANUAL**

THE MODERN ELECTRONICS MANUAL (CD-ROM VERSION ONLY)



**NEW
CD-ROM VERSION
OF THE
MODERN ELECTRONICS
MANUAL
AVAILABLE NOW
ONLY
£29.95**

**The essential reference
work for everyone
studying electronics**

- Over 800 pages
- In-depth theory
- Projects to build
- Detailed assembly instructions
- Full components checklists
- Extensive data tables
- Manufacturers' web links
- Easy-to-use Adobe Acrobat format
- Clear and simple layout
- Comprehensive subject range
- Professionally written
- Regular Supplements

EVERYTHING YOU NEED TO GET STARTED AND GO FURTHER IN ELECTRONICS!

The revised CD-ROM edition of the Modern Electronics Base Manual (MEM) contains practical, easy-to-follow information on the following subjects:

BASIC PRINCIPLES: Electronic Components and their Characteristics (16 sections from Resistors and Potentiometers to Crystals, Crystal Modules and Resonators); Circuits Using Passive Components (10 sections); Power Supplies; The Amateur Electronics Workshop; The Uses of Semiconductors; Digital Electronics (6 sections); Operational Amplifiers; Introduction to Physics, including practical experiments; Semiconductors (5 sections) and Digital Instruments (3 sections).

CIRCUITS TO BUILD: There's nothing to beat the satisfaction of creating your own projects. From basic principles, like soldering and making printed circuit boards, to the tools needed for circuit-building, the Modern Electronics Manual and its Supplements describe clearly, with appropriate diagrams, how to assemble a radio, loudspeaker circuits, amplifiers, car projects,

a computer interface, measuring instruments, workshop equipment, security systems, medical and musical circuits, etc. The Base Manual describes 12 projects including a Theremin and a Simple TENS Unit.

ESSENTIAL DATA: Extensive tables on diodes, transistors, thyristors and triacs, digital and linear i.c.s.

EXTENSIVE GLOSSARY: Should you come across a technical word, phrase or abbreviation you're not familiar with, simply look up the glossary included in the Manual and you'll find a comprehensive definition in plain English.

The Manual also covers **Safety** and provides web links to component and equipment **Manufacturers and Suppliers**. The most comprehensive reference work ever produced at a price you can afford, the CD-ROM edition of **THE MODERN ELECTRONICS MANUAL** provides you with all the **essential** information you need.

THE MODERN ELECTRONICS MANUAL (MEM – CD-ROM version only)

Revised CD-ROM Edition of Basic Work: Contains over 800 pages of information in Adobe Acrobat format. Edited by John Becker.

Regular Supplements: Additional CD-ROMs each containing approximately 500 pages of additional information on specific areas of electronics will be available for £19.95 each. Information on the availability and content of each Supplement CD-ROM will be sent to you as they become available.

Presentation: CD-ROM suitable for any modern PC. Requires Adobe Acrobat Reader which is included on the MEM CD-ROM.

Price of the Basic Work: £29.95 POST FREE.

ORDER BOTH MANUALS TOGETHER AND SAVE £10

A mass of well-organised and clearly explained information is brought to you by expert editorial teams whose combined experience ensures the widest coverage

Regular Supplements to these unique publications, keep you abreast of the latest technology and techniques if required

ELECTRONICS SERVICE MANUAL

(PRINTED VERSION ONLY)

EVERYTHING YOU NEED TO KNOW TO GET STARTED IN REPAIRING AND SERVICING ELECTRONIC EQUIPMENT

SAFETY: Be knowledgeable about Safety Regulations, Electrical Safety and First Aid.

UNDERPINNING KNOWLEDGE: Specific sections enable you to Understand Electrical and Electronic Principles, Active and Passive Components, Circuit Diagrams, Circuit Measurements, Radio, Computers, Valves and Manufacturers' Data, etc.

PRACTICAL SKILLS: Learn how to identify Electronic Components, Avoid Static Hazards, Carry Out Soldering and Wiring, Remove and Replace Components.

TEST EQUIPMENT: How to Choose and Use Test Equipment, Assemble a Toolkit, Set Up a Workshop, and Get the Most from Your Multimeter and Oscilloscope, etc.

SERVICING TECHNIQUES: The regular Supplements include vital guidelines on how to Service Audio Amplifiers, Radio Receivers, TV Receivers, Cassette Recorders, Video Recorders, Personal Computers, etc.

TECHNICAL NOTES: Commencing with the IBM PC, this section and the regular Supplements deal with a very wide range of specific types of equipment – radios, TVs, cassette recorders, amplifiers, video recorders etc..

REFERENCE DATA: Detailing vital parameters for Diodes, Small-Signal Transistors, Power Transistors, Thyristors, Triacs and Field Effect Transistors. Supplements include Operational Amplifiers, Logic Circuits, Optoelectronic Devices, etc.

ELECTRONICS SERVICE MANUAL

(ESM – Printed version only)

Basic Work: Contains around 900 pages of information. Edited by Mike Tooley BA
Regular Supplements: Unlike a book or encyclopedia, this Manual is a living work – continuously extended with new material. If requested, Supplements are sent to you on approval approximately every three months. Each Supplement contains around 160 pages – all for only £23.50+£2.50 p&p. You can, of course, return any Supplement (within ten days) which you feel is superfluous to your needs. You can also purchase a range of past Supplements to extend your Base Manual on subjects of particular interest to you.

Presentation: Durable looseleaf system in large A4 format

Price of the Basic Work: £29.95
 (to include a recent Supplement FREE).

The essential work for servicing and repairing electronic equipment

- Around 900 pages
- Fundamental principles
- Troubleshooting techniques
- Servicing techniques
- Choosing and using test equipment
- Reference data
- Easy-to-use format
- Clear and simple layout
- Vital safety precautions
- Professionally written
- Regular Supplements
- Sturdy gold blocked ring-binder



Guarantee

Our 30 day money back guarantee gives you complete peace of mind. If you are not entirely happy with the *Electronics Service Manual*, for whatever reason, simply return it to us in good condition within 30 days and we will make a full refund of your payment – no small print and no questions asked. All we ask is that you pay the return postage. (Overseas buyers also have to pay our overseas postage charge). Sorry, but we can only make exchanges on the *Modern Electronics Manual* (CD-ROM version) if the CD-ROM is faulty, we cannot offer a money back guarantee on this product as the content can be printed out.

Wimborne Publishing Ltd., Dept Y11, 408 Wimborne Road East, Ferndown, Dorset BH22 9ND. Tel: 01202 873872. Fax: 01202 874562.
 Online shop: www.epemag.wimborne.co.uk/shopdoor.htm

PLEASE send me



- THE MODERN ELECTRONICS MANUAL (CD-ROM version only)
- ELECTRONICS SERVICE MANUAL plus a FREE SUPPLEMENT (Printed version only)

I enclose payment of £29.95 (for one Manual) or £49.90 for both Manuals (saving £10 by ordering both together) plus postage if applicable.

I also require the appropriate ESM Supplements four times a year. These are billed separately and can be discontinued at any time. (Please delete if not required.)

FULL NAME
 (PLEASE PRINT)

ADDRESS

.....POSTCODE

SIGNATURE

- I enclose cheque/PO in UK pounds payable to Wimborne Publishing Ltd.
- Please charge my Visa/Mastercard/Amex/Diners Club/Switch Switch Issue No.....

Card No. Card Exp. Date

ORDER FORM

Simply complete and return the order form with your payment to the following address:

Wimborne Publishing Ltd, Dept. Y11, 408 Wimborne Road East, Ferndown, Dorset BH22 9ND

We offer a 30 day MONEY BACK GUARANTEE on ESM – see the panel above for details.

POSTAGE CHARGES FOR ESM

MEM CD-ROM POST FREE TO ALL COUNTRIES
 (Note we use the VAT portion of the MEM CD-ROM payment to pay for overseas postage)

Postal Region	Price PER ESM PRINTED MANUAL	
	Surface	Air
Mainland UK	FREE	–
Scottish Highlands, UK Islands & Eire	£7 each	–
Europe (EU)	–	£23 each
Europe (Non-EU)	£23 each	£30 each
USA & Canada	£28 each	£39 each
Far East & Australasia	£35 each	£43 each
Rest of World	£28 each	£52 each

Please allow four working days for UK delivery.

NOTE: Surface mail can take over 10 weeks to some parts of the world. Each ESM weighs about 4kg when packed.

EVERYDAY PRACTICAL ELECTRONICS

Everyday Practical Electronics reaches twice as many UK readers as any other UK monthly hobby electronics magazine, our sales figures prove it. We have been the leading monthly magazine in this market for the last seventeen years.

If you want your advertisements to be seen by the largest readership at the most economical price our classified and semi-display pages offer the best value. The prepaid rate for semi-display space is £8 (+VAT) per single column centimetre (minimum 2.5cm). The prepaid rate for classified adverts is 30p (+VAT) per word (minimum 12 words).

All cheques, postal orders, etc., to be made payable to Everyday Practical Electronics. VAT must be added. Advertisements, together with remittance, should be sent to Everyday Practical Electronics Advertisements, Mill Lodge, Mill Lane, Thorpe-le-Soken, Essex CO16 0ED. Phone/Fax (01255) 861161.

For rates and information on display and classified advertising please contact our Advertisement Manager, Peter Mew as above.

TOTALROBOTS

ROBOTICS, CONTROL & ELECTRONICS TECHNOLOGY

High quality robot kits and components
UK distributor of the OOPic microcontroller

Secure on-line ordering
Rapid delivery
Highly competitive prices

Visit www.totalrobots.com

Tel: 0208 823 9220

X-10® Home Automation We put you in control™

Why tolerate when you can automate?

An extensive range of 230V X-10 products and starter kits available. Uses proven Power Line Carrier technology, no wires required.

Products Catalogue available Online.

Worldwide delivery.

Laser Business Systems Ltd.

E-Mail: info@laser.com

<http://www.laser.com>

Tel: (020) 8441 9788

Fax: (020) 8449 0430



www.luv-it-electronics.co.uk Quality Components at lowest ever price

Mail order only - we do not deal in credit cards
If we have not got it we send you a cheque back

We only deal in Cheques or Postal Orders

www.luv-it-electronics.co.uk

Phone 01843 570905

2003 CATALOGUE NOW AVAILABLE

SEND LARGE 1st CLASS S.A.E. FOR A FREE COPY or
email: fm1@breathemall.net with details of your name, address and
postcode

FML ELECTRONICS

FREEPOST NEA 3627 BEDALE, NORTH YORKSHIRE DL8 2BR

SPECIALIST SUPPLIERS OF SEMICONDUCTORS, RESISTORS, CAPACITORS
AND OTHER ELECTRONIC COMPONENTS AT COMPETITIVE PRICES

TEL: 01677 425840

VVT TRANSFORMERS

Transformers and Chokes for all types
of circuits including specialist valve units
Custom design or standard range
High and low voltage

Variable Voltage Technology Ltd

Unit 24 Samuels Whites Estate
Cowes, Isle of Wight PO31 7LP
Tel: 01983 280592 Fax: 01983 280593
email: sales@vvt-cowes.freeserve.co.uk

www.vvttransformers.co.uk

Cooke International

www.cooke-int.com

Electronic Test &
Measuring Equipment
Tel: (+44) 0 1243 55 55 90
Operating & Service Manuals



Z88

NOW AVAILABLE WITH
128K AND 512K - OZ4

ALSO SPECTRUM AND QL PARTS

W. N. RICHARDSON & CO.

PHONE/FAX 01494 871319

E-mail: wnr@compuserve.com

RAVENSMEAD, CHALFONT ST PETER, BUCKS, SL9 0NB

OLIMEX

<http://www.olimex.com/pcb>

PCB prototypes for \$26

FR-4, 1.5 mm, 35/35 um copper,
160x100 mm, double side, PTH,
soldermask, component silkscreen
production in 3-5 working days
made in Bulgaria
no import tax to Europe, UK and US

BTEC ELECTRONICS TECHNICIAN TRAINING

VCE ADVANCED ENGINEERING
ELECTRONICS AND ICT
HNC AND HND ELECTRONICS
NVQ ENGINEERING AND IT
PLEASE APPLY TO COLLEGE FOR
NEXT COURSE DATE
FULL PROSPECTUS FROM

LONDON ELECTRONICS COLLEGE
(Dept EPE) 20 PENYVERN ROAD
EARLS COURT, LONDON SW5 9SU
TEL: (020) 7373 8721

BOWOOD ELECTRONICS LTD

Contact Will Outram for your
Electronic Components

Email: sales@bowood-electronics.co.uk

Web: www.bowood-electronics.co.uk

7 Bakewell Road, Baslow, Derbyshire DE45 1RE

Tel/Fax: 01246 583777

Send 41p stamp for catalogue

Miscellaneous

**FREE PROTOTYPE PRINTED CIRCUIT
BOARDS!** Free prototype p.c.b. with quantity orders.
Call Patrick on 028 9073 8897 for details. Agar
Circuits, Unit 5, East Belfast Enterprise Park, 308
Alberbridge Road, Belfast BT5 4GX.

**PRINTED CIRCUIT BOARDS - QUICK SER-
VICE.** Prototype and production artwork raised from
magazines or draft designs at low cost. PCBs designed
from schematics. Production assembly, wiring and soft-
ware programming. For details contact Patrick at Agar
Circuits, Unit 5, East Belfast Enterprise Park, 308
Alberbridge Road, Belfast, BT5 4GX. Phone 028 9073
8897, Fax 028 9073 1802. Email agar@argonet.co.uk.
G.C.S.E. ELECTRONICS KITS, at pocket money
prices. S.A.E. for FREE catalogue. SIR-KIT
Electronics, 52 Severn Road, Clacton, CO15 3RB.
www.geocities.com/sirkituk.

VALVES AND ALLIED COMPONENTS IN STOCK
- please ring for free list. Valve equipment repaired. Geoff
Davies (Radio). Phone 01788 574774.
ELECTRONICS ENGINEER available to develop
your prototype project from schematic drawing to
assembled p.c.b. Phone 01633 895580. Mobile 07748
658567.

WANTED: Visual Basic for DOS. Must be complete
on 3-5 inch H.D. discs. Phone John Bridges evenings,
01933 311548.

ANALOGUE RESEARCH & DEVELOPMENT.
Reproductions or modern; for feasibility. Call between
9-10 a.m./1-3 p.m., 01534 610213.

BOOKLETS AND KITS for the Electronics
Constructor. Send s.a.e. for product list to: metaStable
Electronics, PO Box 3103, Sheffield, S11 7WW. Visit
www.metastable.electronics.btinternet.co.uk.
SOLDER SALE: Ersin Multicore 60/40, 22s.w.g.,
0.5kg roll, £9 each; Ersin Multicore 60/40, 18s.w.g.,
2.5kg roll, £35 each. Call for more details: 01582
794168.

THANDAR PFM200A handheld frequency counter,
20Hz-200MHz, £30. Function generator GFG8050
5MHz digital display, sweep control and frequency
counter to 100MHz, £150 ono. Tektronix 2225 50MHz
dual-trace oscilloscope, £250 ono. Phone Phil 01525
874657 (Bedford area).

EPE NET ADDRESSES

EPE FTP site: <ftp://ftp.epemag.wimborne.co.uk>

Access the FTP site by typing the above into your web browser, or by setting up an FTP session using
appropriate FTP software, then go into quoted sub-directories:

PIC-project source code files: [/pub/PICS](#)

PIC projects each have their own folder; navigate to the correct folder and open it, then fetch all the files
contained within. Do not try to download the folder itself!

EPE text files: [/pub/docs](#)

Basic Soldering Guide: [solder.txt](#)

Ingenuity Unlimited submission guidance: [ing_unlit.txt](#)

New readers and subscribers info: [epe_info.txt](#)

Newsgroups or Usenet users advice: [usenet.txt](#)

Ni-Cad discussion: [nicadfaq.zip](#) and [nicad2.zip](#)

Writing for EPE advice: [write4us.txt](#)

You can also enter the FTP site via the link at the top of the main page of our home site at:

<http://www.epemag.wimborne.co.uk>

Shop now on-line: www.epemag.wimborne.co.uk/shopdoor.htm

YOUR CHOICE OF A FREE GIFT!

Purchase any items from our catalogue* and receive absolutely FREE your choice of either one of these great gifts!

ANALOGUE MULTIMETER



80 040 Analogue multimeter. Uses 1.5V 'AA' battery (included). Comes complete with test leads and instructions. 16 ranges.

Worth £4.00

HEADPHONES WITH BOOM MIC

38 422 Headphones with boom microphone. 2m long lead to 2 x 3.5mm stereo plugs. Nice, lightweight type.

Phone, Fax, Email Or Write For Your FREE Catalogue!



PLEASE NOTE: Offer limited to one per customer per order. Offer only valid while stocks last. Mail order P & P is £2.25

Worth £5.95



WCN Supplies
Dept EE · The Old Grain Store
Rear Of 62 Rumbridge Street
Totton · Southampton · SO40 9DS

Telephone or Fax On
Southampton 023 8066 0700
Email: info@wcnsupplies.fsnet.co.uk
www.wcnsupplies.com

*NO MINIMUM ORDER VALUE FOR MAIL ORDER CUSTOMERS · SHOP CALLERS MUST SPEND A MINIMUM OF £10.00

Radio Bygones

WHETHER your interest is in domestic radio and TV or in amateur radio, in military, aeronautical or marine communications, in radar and radio navigation, in instruments, in broadcasting, in audio and recording, or in professional radio systems fixed or mobile, RADIO BYGONES is the magazine for you.

ARTICLES on restoration and repair, history, circuit techniques, personalities, reminiscences and just plain nostalgia – you'll find them all. Plus features on museums and private collections and a full-colour photo-feature in every issue.

IT'S MOSTLY about valves, of course, but 'solid-state' – whether of the coherer and spark-gap variety or early transistors – also has a place.

FROM THE DAYS of Maxwell, Hertz, Lodge and Marconi to what was the state-of-the-art just a few short years ago...

THERE IS ALSO a selection of 'free readers' For Sale and Wanted advertisements in every issue.

Radio Bygones covers it all!

THE MAGAZINE is published six times a year, and is only available by postal subscription. It is not available at newsagents.

TO TAKE OUT a subscription, or to order a sample copy, please contact:

RADIO BYGONES, Wimborne Publishing, 408 Wimborne Road East, Ferndown, Dorset BH22 9ND.

Tel: 01202 873872. Fax 01202 874562. Web sites: www.radiobygones.co.uk www.radiobygones.com

FRUSTRATED!

Looking for ICs TRANSISTORS?

A phone call to us could get a result. We offer an extensive range and with a world-wide database at our fingertips, we are able to source even more. We specialise in devices with the following prefix (to name but a few).



2N 2SA 2SB 2SC 2SD 2P 2SJ 2SK 3N 3SK 4N 6N 17 40 AD
ADC AN AM AY BA BC BD BDT BDV BDW BDX BF
BFR BFS BFT BFX BFY BLY BLX BS BR BRX BRY BS
BSS BSV BSW BSX BT BTA BTB BRW BU BUK BUT BUV
BUW BUX BUY BUZ CA CD CX CXA DAC DG DM DS
DTA DTC GL GM HA HCF HD HEF ICL ICM IRF J KA
KIA L LA LB LC LD LF LM M M5M MA MAB MAX MB
MC MDAJ MJE MJF MM MN MPS MP5A MP5H MP5U
MRF NJM NE OM OP PA PAL PIC PN RC S SAA SAB
SAD SAJ SAS SDA SG SI SL SN SO STA STK STR STRD
STRM STRS SV1 T TA TAA TAG TBA TC TCA TDA TDB
TEA TIC TIP TIPL TEA TL TLC TMP TMS TPU U UA
UAA UC UDN ULN UM UPA UPC UPD VN X XR Z ZN
ZTX + many others

We can also offer equivalents (at customers' risk)

We also stock a full range of other electronic components
Mail, phone, Fax Credit Card orders and callers welcome



Connect

Cricklewood Electronics Ltd

40-42 Cricklewood Broadway London NW2 3ET
Tel: 020 8452 0161 Fax: 020 8208 1441

SKYELECTRONICS 2002

FREE 304-page colour catalogue

Great value for Speakers, Microphones, Headphones, Aerials, Transmitters, TV Amps, Plugs, Sockets, Leads, CD Storage Cases, CCTV Security, Connectors, Adaptor, Switch Boxes, Gadgets, Discontinuity, Earbuds, Mixer Amplifiers, Testables, Multians, Leads, Car Audio, Test Equipment, Hobby Kits, Computer Leads & Accessories, Power Supplies, Inverters, Transformers, Battery Chargers, Tools, Soldering, Switches, Fuses, Indicators, Cable & W're, Crossovers, Speaker Hardware, PA Amps, and a great deal more... all for the price of a stamp.

Sky Electronics
 40-42 Cricklewood Broadway,
 London, NW2 3ET


Tel: 020 8450 0995
 Fax: 020 8208 1441
 Email: sales@cricklewoodelectronics.com
 www.skyelectronics.co.uk

The Catalogue is FREE to shop callers or send £2 to cover postage.

ELECTRONICS 2002

Watch Slides on TV.

Make videos of your slides. Digitise your slides (using a video capture card)
 "Liesgang diatv" automatic slide viewer with built in high quality colour TV camera. It has a composite video output to a phono plug (SCART & BNC adaptors are available). They are in very good condition with few signs of use. More details see www.diatv.co.uk.
 £91.91 + VAT = £108.00



Board cameras all with 512 x 582 pixels 8.5mm 1/3 inch sensor and composite video out. All need to be housed in your own enclosure and have fragile exposed surface mount parts. They all require a power supply of between 10V and 12V DC 150mA.

- 47MIR size 60 x 36 x 27mm with 6 infra red LEDs (gives the same illumination as a small torch but is not visible to the human eye) £37.00 + VAT = £43.48
- 30MP size 32 x 32 x 14mm spy camera with a fixed focus pin hole lens for hiding behind a very small hole £35.00 + VAT = £41.13
- 40MC size 39 x 38 x 27mm camera for 'C' mount lens these give a much sharper image than with the smaller lenses £32.00 + VAT = £37.60

Economy C mount lenses all fixed focus & fixed iris


- VSL1220F 12mm F1.6 12 x 15 degrees viewing angle £15.97 + VAT £18.76
- VSL4022F 4mm F1.22 63 x 47 degrees viewing angle £17.65 + VAT £20.74
- VSL6022F 6mm F1.22 42 x 32 degrees viewing angle £19.05 + VAT £22.38
- VSL8020F 8mm F1.22 32 x 24 degrees viewing angle £19.90 + VAT £23.38

Better quality C Mount lenses

- VSL1614F 16mm F1.6 30 x 24 degrees viewing angle £26.43 + VAT £31.06
- VWL813M 8mm F1.3 with iris 56 x 42 degrees viewing angle £77.45 + VAT = £91.00

1206 surface mount resistors E12 values 10 ohm to 1M ohm
 100 of 1 value £1.00 + VAT 1000 of 1 value £5.00 + VAT

866 battery pack originally intended to be used with an orbitel mobile telephone it contains 10 1.6Ah sub C batteries (42 x 22 dia. the size usually used in cordless screwdrivers etc.) the pack is new and unused and can be broken open quite easily
 £7.46 + VAT = £8.77



Please add £1.66 + vat = £1.95 postage & packing per order

JPG Electronics

Shaws Row, Old Road, Chesterfield, S40 2RB.
 Tel 01246 211202 Fax 01246 550959
 Mastercard/Visa/Switch
 Callers welcome 9.30 a.m. to 5.30 p.m. Monday to Saturday

SHERWOOD ELECTRONICS

FREE COMPONENTS

Buy 10 x £1 Special Packs and choose another one FREE

SP1 15 x 5mm Red LEDs SP2 12 x 5mm Green LEDs SP3 12 x 5mm Yellow LEDs SP6 15 x 3mm Red LEDs SP7 12 x 3mm Green LEDs SP8 10 x 3mm Yellow LEDs SP10 100 x 1N4148 diodes SP11 30 x 1N4001 diodes SP12 30 x 1N4002 diodes SP18 20 x BC182 transistors SP20 20 x BC184 transistors SP21 20 x BC212 transistors SP23 20 x BC549 transistors SP24 4 x CMOS 4001 SP25 4 x 555 timers SP26 4 x 741 Op.Amps SP28 4 x CMOS 4011 SP29 3 x CMOS 4013 SP34 20 x 1N914 diodes SP36 25 x 10/25V radial elect. caps. SP37 12 x 100/35V radial elect. caps. SP39 10 x 470/16V radial elect. caps. SP40 15 x BC237 transistors SP41 20 x Mixed transistors SP42 200 x Mixed 0.25W C.F resistors SP47 5 x Min. PB switches SP49 4 x 5 metres stranded core wire SP102 20 x 8-pin DIL sockets SP103 15 x 14-pin DIL sockets SP104 15 x 16-pin DIL sockets SP105 4 x 74LS00 SP109 15 x BC557 transistors SP112 4 x CMOS 4093 SP115 3 x 10mm Red LEDs SP116 3 x 10mm Green LEDs SP124 20 x Assorted ceramic disc caps SP126 8 x Battery clips - 4 ea PP3 + PP9 SP130 100 x Mixed 0.5W C.F. resistors SP131 2 x TL071 Op.Amps SP133 20 x 1N4004 diodes	SP134 15 x 1N4007 diodes SP135 6 x Miniature slide switches SP136 3 x BFY50 transistors SP137 4 x W005 1.5A bridge rectifiers SP138 20 x 2.2/63V radial elect. caps. SP140 3 x W04 1.5A bridge rectifiers SP142 2 x CMOS 4C17 SP143 5 Pairs min. crocodile clips (Red & Black) SP145 6 x ZTX300 transistors SP146 10 x 2N3704 transistors SP147 5 x Stripboard 9 strips x 25 holes SP151 4 x 8mm Red LEDs SP152 4 x 8mm Green LEDs SP153 4 x 8mm Yellow LEDs SP154 15 x BC548 transistors SP156 3 x Stripboard, 14 strips x 27 holes SP160 10 x 2N3904 transistors SP161 10 x 2N3906 transistors SP165 2 x LF351 Op.Amps SP166 20 x 1N4003 diodes SP167 6 x BC107 transistors SP168 6 x BC108 transistors SP172 4 x Standard slide switches SP174 20 x 22/25V radial elect. caps SP175 20 x 1/63V radial elect. caps. SP177 10 x 1A 20mm quick blow fuses SP182 20 x 4.7/63V radial elect. caps SP183 20 x BC547 transistors SP187 15 x BC239 transistors SP189 4 x 5 metres solid core wire SP192 3 x CMOS 4066 SP195 3 x 10mm Yellow LEDs SP197 6 x 20 pin DIL sockets SP198 5 x 24 pin DIL sockets SP199 5 x 2.5mm mono jack plugs SP200 5 x 2.5mm mono jack sockets
--	--

2002 Catalogue now available £1 inc. P&P or FREE with first order. P&P £1.25 per order. NO VAT

Orders to:
Sherwood Electronics,
7 Williamson St., Mansfield,
Notts. NG19 6TD.

RESISTOR PACKS - C.Film	
RP3 5 each value - total 365 0.25W	£3.00
RP7 10 each value - total 730 0.25W	£4.25
RP10 1000 popular values 0.25W	£6.15
RP4 5 each value-total 365 0.5W	£4.00
RP8 10 each value-total 730 0.5W	£6.65
RP11 1000 popular values 0.5W	£8.40

ADVERTISERS INDEX

ANTEX	.788
N. R. BARDWELL	.774
BITZ TECHNOLOGY	.797
B.K. ELECTRONICS	Cover (iv)/797
BRUNNING SOFTWARE	.786
BULL ELECTRICAL	Cover (ii)
CRICKLEWOOD ELECTRONICS	.839
CROWNHILL ASSOCIATES	Cover (iii)
DISPLAY ELECTRONICS	.770
ESR ELECTRONIC COMPONENTS	.778
FOREST ELECTRONIC DEVELOPMENTS	.775
ICOP TECHNOLOGY INC.	.809
ICS	.774
J&N FACTORS	.829
JPG ELECTRONICS	.840
LABCENTER	.785
MAGENTA ELECTRONICS	.776/777
MAGTRIX CONNECTORS	.788
MILFORD INSTRUMENTS	.789
PICO TECHNOLOGY	.824
QUASAR ELECTRONICS	.772/773
SHERWOOD ELECTRONICS	.840
SKY ELECTRONICS	.840
SQUIRES	.823
STEWART OF READING	.774
WCN SUPPLIES	.839

ADVERTISEMENT MANAGER: PETER J. MEW
ADVERTISEMENT OFFICES:
 EVERYDAY PRACTICAL ELECTRONICS, ADVERTISEMENTS,
 MILL LODGE, MILL LANE, THORPE-LE-SOKEN,
 ESSEX CO16 0ED.
 Phone/Fax: (01255) 861161

For Editorial address and phone numbers see page 779

Published on approximately the second Thursday of each month by Wimborne Publishing Ltd., 408 Wimborne Road East, Ferndown, Dorset BH22 9ND. Printed in England by Apple Web Offset Ltd., Warrington, WA1 4RW. Distributed by COMAG Magazine Marketing, Tavistock Rd., West Drayton, UB7 7QF. **Subscriptions** INLAND: £15.50 (6 months); £29.50 (12 months); £54 (2 years). **OVERSEAS:** Standard air service, £18.50 (6 months); £35.50 (12 months); £66 (2 years). Express airmail, £27.50 (6 months); £53 (12 months); £101 (2 years). Payments payable to "Everyday Practical Electronics", Subs Dept, Wimborne Publishing Ltd. Email: subs@epmag.wimborne.co.uk. **EVERYDAY PRACTICAL ELECTRONICS** is sold subject to the following conditions, namely that it shall not, without the written consent of the Publishers first having been given, be lent, resold, hired out or otherwise disposed of by way of Trade at more than the recommended selling price shown on the cover, and that it shall not be lent, resold, hired out or otherwise disposed of in a mutilated condition or in any unauthorised cover by way of Trade or affixed to or as part of any publication or advertising, literary or pictorial matter whatsoever.

Pic the best!

Crownhill Associates


smart electronic solutions

now supports PROTEUS www.labcenter.co.uk

get it anywhere! the most powerful pic compiler at the lowest cost anywhere! the most

PIC Basic Programming at an affordable price

- Low Cost - Entry Level compiler
- Full Windows™ IDE
- 100% MPASM™ compatability
- Real-Time Syntax checking
- Integrated PIC Programmer driver
- Program with one keystroke
- View Basic and the resulting Assembly onscreen
- Supplied with book "LET PIC BASIC Unleashed" by Les Johnson



L.E.T. PIC BASIC £49.95

Realise the true potential of the PIC micro™

- Full Windows™ IDE
- 100% MPASM™ compatability
- Real-Time Syntax checking
- Graphic LCD Support
- Full I²C and SPI implementation
- Enhanced serial communications
- Integrated serial bootloader
- Aimed at the pro and advanced user
- Support for PIC12C, 16C+F and 18C+F Devices



PIC BASIC PLUS £99.99

download free working versions of our pic basic compilers at:
www.picbasic.org or www.picbasicplus.com

Solderless Breadboard.

Design with ease



The Crownhill Solderless Breadboard Development System allows projects to be assembled quickly and easily without soldering. Add to that, the on-board power supply and serial transceiver, and you have all you need for a quick and efficient process of design.

Solderless Breadboard £24.95

Cut development time in half.

- 16 button keypad
- True RS232 serial port
- Supplied with 16F877
- A choice of crystal frequencies
- Infrared transmitters and receiver on board
- A choice of two LCD types (Graphic or Alphanumeric)
- I2c Serial eeprom on board and onboard socket for SPI



Proton Dev System from £67.45

PIC BASIC Compatible Smart Cards



Windows API + Full Documentation

licence free source code

- API Software
- API Documentation
- Six Smart Cards
- One CHIPDRIVE Micro 120
- Sample application software
- Sample code written in C++, DELPHI, and VB included
- Create a working application in under a day
- Interface to PIC BASIC using Smart Cards

smart card evaluation system £35

low cost pics

12C508	£0.58
12C509	£0.59
16F84 04/P	£1.70
16F628 04/P	£1.35
16F877 04/P	£3.95
16F877 20/P	£5.00
16F876 04/P	£2.50
18F242 I/SP	£4.50
18F442 I/P	£5.00

smart cards

24C16	£1.40
24C64	£1.70
24C128	£2.70
24C256	£3.30
Secure Memory	from £1
GSM SIM (test)	£10.00

www.picbasicplus.com

www.letbasic.com

www.picbasic.org

www.crownhill.co.uk

www.labcenter.co.uk

Authors of Proteus Schematic Simulation and PCB Design Software

*all prices exclude VAT and P+P

smart cards in stock over 20 types and 40,000 smart cards in stock over 20 types and

Tel: 01353 666709

Fax: 01353 666710



e-mail: sales@crownhill.co.uk

Crownhill Associates Ltd, 32 Broad Street, Ely, Cambs CB7 4AH



**POWER AMPLIFIER MODULES-LOUDSPEAKERS-MIXERS
19 INCH STEREO AMPLIFIERS-ACTIVE CROSS/OVERS.**

* PRICES INCLUDE V.A.T.
* PROMPT DELIVERY

**OMP MOS-FET POWER AMPLIFIERS
HIGH POWER, TWO CHANNEL 19 INCH RACK**

10,000's
SOLD
TO PRO
USERS



THE RENOWNED MXF SERIES OF POWER AMPLIFIERS


FOUR MODELS:- MXF200 (100W + 100W) MXF400 (200W + 200W)
MXF600 (300W + 300W) MXF900 (450W + 450W)

ALL POWER RATINGS ARE R.M.S. INTO 4 OHMS, WITH BOTH CHANNELS DRIVEN
FEATURES:- * Independent power supplies with two toroidal transformers
* Twin L.E.D. Vu Meters * Level controls * Illuminated on/off switch * Jack * XLR inputs
* Speakon Outputs * Standard 775mv inputs * Open and Short circuit proof * Latest Mos-Fets
for stress free delivery into virtually any load * High slew rate * Very low distortion * Aluminium
cases * MXF600 & MXF900 fan cooled with D.C. Loudspeaker and thermal protection.

USED THE WORLD OVER IN CLUBS, PUBS, CINEMAS, DISCOS ETC

SIZES:-
MXF200 W19" D11" H3 1/2" (2U)
MXF400 W19" D12" H5 1/4" (3U)
MXF600 W19" D13" H5 1/4" (3U)
MXF900 W19" D14" H5 1/4" (3U)

PRICES:- MXF200 £175.00 MXF400 £233.85
MXF600 £329.00 MXF900 £449.15
SPECIALIST CARRIER DEL £12.50 Each



CATALOGUE 2001-2002

Robots **Electronic Kits**

Test & Tools **The Sky's The Limit Catalogue**

Communication **Security**

B.K. Electronics

Unit 1, Comet Way, Southend-on-Sea, Essex, SS2 6TR
Tel: 01702-527572 Fax: 01702-420243
E-mail: sales@bkelec.com Web: www.bkelec.com

FREE Our Sky The catalogue is free with any item ordered from this advert and to personal callers or £4.00 to cover P&P on other enquiries. This is fully refundable with your first order.

100 WATT ACTIVE SUB BASS AMPLIFIER PANEL



AN ACTIVE SUB BASS AMPLIFIER WITH A TRUE 100W RMS OUTPUT. SUPERB CONSTRUCTION WITH THE FACILITIES TO INTEGRATE SEEMLESSLY INTO MOST HI-FI OR HOME CINEMA SETUPS. USE THIS PANEL PLUS ONE OF OUR LOUDSPEAKERS TO MAKE YOUR OWN SUB WOOFER THAT WILL MATCH OR BEAT MOST COMMERCIALY AVAILABLE SUB WOOFERS.

FEATURES:- * 100W RMS INTO 8 OHMS * HIGH AND LOW LEVEL INPUTS * TOROIDAL TRANSFORMER * SHORT CIRCUIT PROTECTION * D.C. SPEAKER PROTECTION * FREQUENCY ROLL OFF. LOWER 10Hz, UPPER 60Hz TO 240Hz (FULLY ADJUSTABLE) * AC3 COMPATIBLE FILTER CAN BE BYPASSED FOR 5-1 FORMATS. * AIRTIGHT CONSTRUCTION * TENS OF THOUSANDS OF OUR PANELS ALREADY IN USE. * COMPLETE WITH LEADS

SPECIFICATIONS:- * POWER 100W RMS @ 8 OHMS * FREQ RESP. 10Hz 15kHz -3dB * DAMPING FACTOR >200 * DISTORTION 0.05% * S/N A WEIGHTED >100dB * SUPPLY 230V A.C. * WEIGHT 2.7Kg * SIZE H254 X W254 X D94mm

THERE ARE 2 VERSIONS OF THE ABOVE PANEL AVAILABLE :-BSB100/8 8 OHM VERSION BSB100/4 4 OHM VERSION BOTH PANELS ARE PRICED AT £117.44 + £5.00 P&P INCL. V.A.T. CHECK WEBSITE FOR PANELS UP TO 500W

FLIGHTCASED LOUDSPEAKERS A new range of quality loudspeakers, designed to take advantage of latest loudspeaker technology and enclosure designs. All models utilise high quality studio cast aluminium loudspeakers with factory fitted grilles, wide dispersion constant directivity horns, extruded aluminium corner protection and steel ball corners, complimented with heavy duty black covering. The enclosures are fitted as standard with top hats for optional loudspeaker stands. The FC15-300 incorporates a large 16 X 6 inch horn. All cabinets are fitted with the latest Speakon connectors for your convenience and safety. Five models to choose from.



PLEASE NOTE:- POWER RATINGS QUOTED ARE IN WATTS R.M.S. FOR EACH INDIVIDUAL CABINET ALL ENCLOSURES ARE 8 OHMS

15=15 Inch speaker
12=12 Inch speaker

ib/ FC15-300 WATTS Freq Range 35Hz-20kHz, Sens 101dB, Size H695 W502 D415mm Price:- £299.00 per pair
ib/ FC12-300 WATTS Freq Range 45Hz-20kHz, Sens 96dB, Size H600 W405 D300mm Price:- £249.00 per pair
ib/ FC12-200 WATTS Freq Range 40Hz-20kHz, Sens 97dB, Size H600 W405 D300mm Price:- £199.00 per pair
ib/ FC12-100 WATTS Freq Range 45Hz-20kHz, Sens 100dB, Size H546 W380 D300mm Price:- £179.00 per pair
ib/ WM12-200 WATTS Freq Range 40Hz-20kHz, Sens 97dB, Size H418 W600 D385mm Price:- £125.00 Each

SPECIALIST CARRIER DEL £12.50 per pair wedge monitor £7.00 each
Optional Metal Stands PRICE £49.00 per pair Delivery:- £6.00

OMP X03-S STEREO 3 WAY ACTIVE CROSSOVER SWITCHABLE 2-WAY



FEATURES:-
Advanced 3-Way Stereo Active Cross-Over (Switchable two way), housed in a 19" x 1U case. Each channel has three level controls: Bass, Mid & Top. The removable front fascia allows access to the programmable DIL switches to adjust the cross-over frequency; There are two versions available:- X03-S Bass-Mid 125/250/500Hz, Mid-Top 1.8/3/5kHz, all at 24 dB per octave. X03 Bass-Mid 250/500/800Hz, Mid-Top 1.8/3/5kHz, all at 24 dB per Octave. Please make sure you ask for the correct model when ordering. The 23 way selector switches are also accessed by removing the front fascia. Each stereo channel can be configured separately. Bass Invert Switches are incorporated on each channel. Nominal 775mV input/output. Fully compatible with the OMP Rack Amplifier and Modules.

BOTH MODELS PRICED AT :- £117.44 + £5.00 P&P

OMP MOS-FET POWER AMPLIFIER MODULES SUPPLIED READY BUILT AND TESTED

These modules now enjoy a world-wide reputation for quality, reliability and performance at a realistic price. Four models are available to suit the needs of the professional and home market ie. Industry, Leisure, Instrumental and Hi-Fi etc. When comparing prices, NOTE that all models include toroidal power supply, integral heatsink, glass fibre P.C.B. and drive circuits to power a compatible Vu meter. All models are open and short circuit proof.

THOUSANDS OF MODULES PURCHASED BY PROFESSIONAL USERS

- OMP/MF 100 Mos-Fet Output Power 110 watts R.M.S. into 4 ohms, frequency response 1Hz - 100kHz -3dB, Damping Factor >300, Slew Rate 45V/uS, T.H.D. typical 0.002%, Input Sensitivity 500mV, S.N.R. 110dB, Size 300 x 123 x 60mm. Price:- £42.85 + £4.00 P&P
- OMP/MF 200 Mos-Fet Output Power 200 watts R.M.S. into 4 ohms, frequency response 1Hz - 100kHz -3dB, Damping Factor >300, Slew Rate 50V/uS, T.H.D. typical 0.001%, Input Sensitivity 500mV, S.N.R. 110dB, Size 300 x 155 x 100mm. Price:- £66.35 + £4.00 P&P
- OMP/MF 300 Mos-Fet Output Power 300 watts R.M.S. into 4 ohms, frequency response 1Hz - 100kHz -3dB, Damping Factor >300, Slew Rate 60V/uS, T.H.D. typical 0.001%, Input Sensitivity 500mV, S.N.R. 110dB, Size 330 x 175 x 100mm. Price:- £83.75 + £5.00 P&P
- OMP/MF 450 Mos-Fet Output Power 450 watts R.M.S. into 4 ohms, frequency response 1Hz - 100kHz -3dB, Damping Factor >300, Slew Rate 75V/uS, T.H.D. typical 0.001%, Input Sensitivity 500mV, S.N.R. 110dB, Fan Cooled, D.C. Loudspeaker Protection, 2 Second Anti Thump Delay. Size 385 x 210 x 105mm. Price:- £135.85 + £6.00 P&P
- OMP/MF 1000 Mos-Fet Output Power 1000 watts R.M.S. into 2 ohms, frequency response 1Hz - 100kHz -3dB, Damping Factor >300, Slew Rate 75V/uS, T.H.D. typical 0.001%, Input Sensitivity 500mV, S.N.R. 110dB, Fan Cooled, D.C. Loudspeaker Protection, 2 Second Anti Thump Delay. Size 422 x 300 x 125mm. Price:- £261.00 + £12.00 P&P

NOTE: MOS-FET MODULES ARE AVAILABLE IN TWO VERSIONS: STANDARD - INPUT SENS 500mV/BANDWIDTH 100kHz OR P&C (PROFESSIONAL EQUIPMENT COMPATIBLE) - INPUT SENS 775mV, BANDWIDTH 50kHz ORDER STANDARD OR P&C

B.K. ELECTRONICS REF D5
UNIT 1 COMET WAY, SOUTHEND-ON-SEA, ESSEX, SS2 6TR.
TEL.: 01702-527572 FAX.: 01702-420243
Web:- <http://www.bkelec.com> E-Mail sales@bkelec.com

DELIVERY CHARGES:- PLEASE INCLUDE AS ABOVE, TO A MAXIMUM AMOUNT £30.00. OFFICIAL ORDERS FROM SCHOOL, COLLEGES, GOVT. PLCs ETC. PRICES INCLUSIVE OF V.A.T. SALES COUNTER. CREDIT CARD ORDERS ACCEPTED BY POST PHONE OR FAX.