

Annual Report 2020



TABLE OF CONTENTS

| | |
|-----------|---|
| 01 | INTRODUCTION |
| 02 | COMMISSIONERS OF ELECTIONS IN THE CITY OF NEW YORK |
| 03 | MISSION STATEMENT |
| 04 | PRESIDENT'S MESSAGE |
| 05 | COMMISSIONERS' PROFILES |
| 15 | COUNSEL TO THE COMMISSIONERS |
| 15 | EXECUTIVE MANAGEMENT |
| 16 | SENIOR STAFF |
| 16 | BOROUGH OFFICES |
| 18 | IN MEMORIAM |
| 19 | CANDIDATE RECORDS UNIT |
| 23 | TURNOUT SUMMARY JUNE PRIMARY ELECTION – 06/23/2020 |
| 24 | TURNOUT SUMMARY PRESIDENTIAL PRIMARY ELECTION – 06/23/2020 |
| 25 | TURNOUT SUMMARY GENERAL ELECTION – 11/03/2020 |
| 26 | TURNOUT SUMMARY DECEMBER SPECIAL ELECTION – 12/22/2020 |
| 27 | COMMUNICATIONS AND PUBLIC AFFAIRS |
| 31 | VOTER REGISTRATION |
| 37 | ELECTION DAY OPERATIONS |
| 50 | VOTING EQUIPMENT OPERATIONS UNIT / POLL SITE MANAGEMENT |
| 53 | RAMP UNIT |
| 54 | FACILITIES OPERATIONS |
| 55 | PROCUREMENT DEPARTMENT |
| 56 | ELECTRONIC VOTING SYSTEMS DEPARTMENT |
| 60 | PERSONNEL AND RECORDS MANAGEMENT |
| 61 | RECORDS MANAGEMENT / RETENTION DEPARTMENT |
| 62 | FINANCE |
| 65 | OFFICE OF THE GENERAL COUNSEL |
| 67 | MANAGEMENT INFORMATION SYSTEMS DEPARTMENT (MIS) |
| 70 | PAYROLL |
| 71 | CUSTOMER SERVICE |
| 72 | BALLOT MANAGEMENT DEPARTMENT |
| 73 | POLL SITE DEVICES UNIT |
| 75 | ADA COORDINATOR |
| 77 | APPENDIX |

The Board is headed by ten Commissioners, two from each borough representing both major political parties for a term of four years appointed by the New York City Council

Board of Elections The City of New York

Introduction

...A similar bipartisan arrangement of over 351 deputies, clerks and other personnel ensures that no one party controls the Board of Elections. The Board appoints an executive staff consisting of an Executive Director, Deputy Executive Director and other senior staff managers charged with the responsibility to oversee the operations of the Board on a daily basis. Together, the executive and support staffs provide a wide range of electoral services to residents in Manhattan, The Bronx, Brooklyn, Queens and Staten Island.

Using your Smartphone, download a FREE QR Reader. Once downloaded, open the application and click the QR code to discover the Board's website.



The Commissioners of Elections meet every Tuesday at the Executive Office, in addition to the special hearings, legislative sessions and specific issue-oriented meetings (electronic voting, election legislation, labor management, rules and budget) during the calendar year.

Commissioners of Elections in the City of New York

| | BOROUGH | PARTY |
|--|---------------|------------|
| SIMON SHAMOUN | Brooklyn | Republican |
| RODNEY L. PEPE-SOUVENIR | Brooklyn | Democrat |
| JOHN WM. ZACCONE | Staten Island | Republican |
| PATRICIA ANNE TAYLOR, PRESIDENT | Staten Island | Democrat |
| GINO A. MARMORATO | Bronx | Republican |
| MIGUELINA CAMILO | Bronx | Democrat |
| FREDERIC M. UMANE, SECRETARY | Manhattan | Republican |
| TIFFANY TOWNSEND | Manhattan | Democrat |
| MICHAEL MICHEL | Queens | Republican |
| JOSE MIGUEL ARAUJO | Queens | Democrat |

Mission Statement



The Board of Elections in the City of New York,

as provided under Section 3-200 of the New York State Election Law, is responsible:

1. To conduct fair and honest elections, from local to federal levels;
2. To enfranchise all eligible New Yorkers to register to vote and to practice those rights;
3. To conduct elections, certify the canvass and to retain the official records;
4. Voter outreach and education.

Briefly stated, this means:

First, the preparation of the ballot for Primary, Special and General Elections to the extent that all vacancies for public office and party positions may be filled.

Second, that qualified voters may exercise their right to franchise and that every opportunity be given to voters to execute that right and to vote for whom they choose.

Third, that the votes of the electorate at Primary, Special and General Elections be properly canvassed and that a true count be given for each candidate voted for.

Finally, that we make every effort to inform and educate the voting public of their rights as a voter and also to reach out to all Americans to instruct them in the voting process.

The following pages of this report will illustrate some of the duties as classified in the above synopsis.

President's Message

Despite the worldwide pandemic, it has been an honor and a privilege to serve as President of the Board of Elections in the City of New York during calendar year 2020.

The year 2020 will be permanently etched in our collective memories. Comparisons have been made to the influenza pandemic during 1918. Although 1918 was an election year, however, it was a mid-term election year during the second term of the presidency of Woodrow Wilson, whereas during this year we at the Board of Elections were taxed with conducting both a Presidential Primary and a General Election for the Presidency of the United States.

I commend the Board, our entire full and part-time staff, our inspectors and poll workers throughout the five boroughs, and all of our volunteers, for their tenacity in the face of such a totally unexpected crisis. The Board did not close on any work days, as we were declared essential employees early on by the Governor. Many BOE employees worked long hours and many consecutive days without a break, throughout the pandemic, to handle the necessary challenges of the many hotly-contested primaries and elections.

Prior to the June 23, 2020 Primary, the Governor directed that absentee ballots be sent to every registered voter. The number of completed absentee ballots returned by voters increased more than ten-fold over the prior election, all of which had to be reviewed and validated by the dedicated bi-partisan staff in each Borough! We are thankful that Early Voting was introduced in 2019, along with the use of the electronic poll books, so that our workers and the voters were already familiar with those tools and technologies that made an incredible impact on the management of the November 3, 2020 General Election. The Board delivered an extensive Voter Education campaign that was well-received

and very effective. The MIS staff, the Technicians and the VMTs accomplished their normal Herculean tasks!

In the end, the voting completed during the General Election was somewhat evenly divided, with one-third of the voters returning absentee ballots, one-third voting during the 9-day Early Voting period, and one-third voting on November 3rd, Election Day. The unprecedented number of absentee ballots meant, of course, that some races were unable to be called on Election night. Again, those absentee ballots were reviewed and validated or invalidated by our dedicated Legal teams and our bi-partisan Borough staff teams.

Again, I commend and thank not only all of our staff members, but also my fellow Commissioners, for keeping calm, focusing on the issues, and rising to the almost immeasurable challenges presented by the many Executive Orders, new legislative requirements, and yes, snafus, that had to be dealt with.

I also offer my most sincere condolences, and I am sure that I speak for the entire Board, to the families of staff members who were lost to the pandemic, and to all staff who lost family members, or suffered other losses this year.

Thank you for your support during this extraordinary year. I look forward to the Board's continued progress during the upcoming year.

Respectfully Submitted,



Patricia Anne Taylor Esq.,
President for Year 2020

Staten Island

PATRICIA ANNE TAYLOR ESQ., President

Patricia “Anne” Taylor, Esq., served as a Principal Court Attorney (Supreme Court, Criminal Term) and as a law clerk in the NY State Unified Court System (2007–2018). Anne holds the JD from New York Law School (1987) and an MS in Library Science from Drexel University (1970).

Ms. Taylor was Deputy Counsel for Litigation and Records Management for the NY City Department of Transportation (1989 through 1997), and Counsel to its Pre-Kindergarten Transportation Program (2002–2007). She held the position of Dean’s Executive Assistant at the CUNY Law School between 1997 and 2002.

Anne is admitted to practice in New York State, in the United States Courts of the Eastern and Southern Districts of New York, and before the Supreme Court of the United States. Anne served as President of the Staten Island Women’s Bar Association (2009–2011) and as the Founding Chair of its Advisory Council of Past Presidents (2011–2014). She is an active member of the New York City Bar Association and the Richmond County Bar Association, and is a Fellow of both the American Bar Association and the New York State Bar Association.

For her professional and community involvement, Anne was recognized in 1995 as an outstanding alumna of the New York Law School.

In addition to having several “substantially written” decisions published in the NY Law Journal, Anne co-authored an article that appeared in the Pacific McGeorge Global Business & Law Development Journal (Vol 24, 2011), “The Role of Law Schools in Educating Judges to Increase Access to Justice.”



Staten Island



JOHN WM. ZACCONE ESQ., Commissioner

John Wm. Zaccone is an attorney in private practice focusing on commercial real estate, transactional matters and civil litigation. He also serves as outside General Counsel for business and not-for-profit corporations in New York and New Jersey. He is currently the Commissioner of the New York City Board of Elections, representing Staten Island for the Republican Party.

After graduating Pace University in 1984 with a Bachelors Degree in Public Accounting, John graduated with a Juris Doctor degree from New York Law School in 1987. Upon graduation he served as an Estate Tax Attorney for the Internal Revenue Service, New York Office, until establishing his own law office in 1988. John has been in the private practice of law since.

From 2005 to 2013 John also served as General Counsel to Staten Island Borough President James P. Molinaro, where among his other duties he represented the Borough President on the New York City Employee Retirement System, and determination of disability and retirement appeals of members. John also represented the Borough President at NYCERS Investment Committee Meetings voting on investment policy decisions and board actions. While serving the Borough President, John worked on numerous projects to help better the quality of life for Staten Island.

John has served on numerous civic-related councils and committees including, Staten Island Community Board #2; Staten Island Aid for Retarded Children, Inc; United Activities Unlimited; Tiro a Segno of New York, Inc.; and Staten Island Community Television. John is also a member of the Richmond County and New York State Bar Associations. He is admitted to practice before the courts of the States of New York, New Jersey, and Oregon as well as the Federal Third Circuit Court of Appeals, the District Courts for the Eastern, Southern, Northern and Western Districts of New York, the District Court of New Jersey, the United States Court of International Trade and the United States Tax Court.

John resides on the North Shore of Staten Island with his wife Brooke.

Brooklyn

SIMON SHAMOUN ESQ., Commissioner

Simon Shamoun is the New York City Board of Election's Republican representative from Brooklyn, appointed by the New York City Council in 2013.

The son of immigrants, Mr. Shamoun is a product of both public and private schools including P.S. 104, Monsignor Farrell High School, Pace University and CUNY School of Law.

Mr. Shamoun is a partner at the law firm of Kampessis & Shamoun, representing clients in real estate and business matters and is admitted to practice law in New York and New Jersey and in the Southern and Eastern District Courts of New York.

Mr. Shamoun serves on the board of directors at the St. Nicholas Home adult residence in Bay Ridge, Brooklyn and is also a member of the Salaam Club of New York, a charitable organization.



Brooklyn



RODNEY PEPE-SOUVENIR ESQ., Commissioner

Rodney L. Pepe-Souvenir is the newly appointed Kings County Democratic Election Commissioner for the Board of Election. She is an attorney with over 20 years' experience practicing public Interest law. Rodney has concentrated her legal career working with various New York City agencies. Beginning with her role as a Kings County Assistant District Attorney, she then worked as a Special Assistant Corporation Counsel with the Administration for Children's Services, working to protect abused and neglected children. Rodney pivoted her career towards employment and labor law working with the New York City Housing Authority, and the New York City Department of Education disciplining employees alleged to have committed violations within the work place. Rodney worked as an Equal Employment Opportunity attorney with the New York City Fire Department, where she investigated allegations of discrimination and violations of federal, state, and city human rights laws.

Currently, Rodney is the University Title IX Director for the City University of New York (CUNY) working with the Risk, Audit and Compliance Office. In this capacity Rodney provides direction and guidance to the 25 CUNY campuses to comply with federal, state, and city legislation to combat, and swiftly respond to allegations of sexual misconduct from students, staff and visitors. In addition, she works with various stakeholders within CUNY, including the Office of the General Counsel to ensure compliance with CUNY's own Policy on Sexual Misconduct.

Rodney graduated from Pace University with a Bachelor's of Arts degree in Speech Communication, and in 1993 graduated from Benjamin N. Cardozo School of Law with a Juris Doctorate degree. She is admitted to practice in New York State.

Rodney is the Chair of the board of the Global Trauma Research, and organization providing mental health services to the local underserved immigrant community, a board member of the St. Catherine of Genoa and St. Therese of Lisieux Academy, and President of the Haitian American Lawyers Association of New York. Rodney is the mother of two sons, Christian and Serge, and is a devoted member of the Christian Cultural Center of Brooklyn.

Manhattan

FREDERIC M. UMANE ESQ., Secretary

Frederic M. Umane has served as a commissioner of the New York City Board of Elections since 1995. A Republican from Manhattan, he was president of the Board during the 2005 mayoral election and has been active in local politics for more than twenty years.

An attorney, Mr. Umane is a partner at Zeichner Ellman & Krause and heads the firm's transactional banking, corporate and real estate group. He has substantial experience in bank regulatory matters and issues involving mortgage fraud, automobile and hotel finances.

Mr. Umane is admitted to the practice of law in New York State and the federal courts. He is an active member of the American Bar Association as well as the Associations of the Bar of the City of New York and New York State.

He received his J.D. from Albany Law School and his B.A. from Union University. Mr. Umane is married to Susan Umane and they have two children, Ryan and Bradley.



Manhattan



TIFFANY TOWNSEND, Commissioner

Tiffany Townsend works across media, community relations, culture, and public affairs. She currently serves as the Senior Vice President for External Affairs at the Brooklyn Navy Yard, a mission-driven, non-profit industrial park that is home to over 450 businesses employing more than 10,000 New Yorkers. Prior to joining the Navy Yard, she worked in the New York City Council and has held various roles in the public and private sectors including New York City's tourism office, the Port Authority of New York & New Jersey and the U.S. Mission to the United Nations. In addition, she is a Visiting Professor in the Design Management Program at Pratt Institute. She holds an M.S. in Strategic Communications from Columbia University and a B.A. in International Affairs from The George Washington University.


Queens

MICHAEL MICHEL, Commissioner

Michael Michel came to Christ the King as Financial Director in 1992. He has since been appointed Director of Operations at Christ the King High School in 1994 and in 2006 was appointed President of Christ the King. Michael founded and serves as President of the Christ the King Daycare / Continuing Education.

In 2013, the City Council appointed Michael Queens Republican Commissioner of the NYC Board of Elections.

Michael currently resides in Middle Village, NY, with his wife, the former Erika Schaefer, and his two daughters Janine and Laura.



Queens



JOSE MIGUEL ARAUJO ESQ., Commissioner

Jose Miguel Araujo was appointed to the New York City Board of Elections in 2008 and serves as the Democratic representative from Queens.

A Democrat, Mr. Araujo graduated from John Jay College of Criminal Justice with a Bachelor of Science Degree in Criminal Justice. He went on to receive his Juris Doctorate from the City University of New York School of Law and is a practicing attorney in the areas concerning Criminal Guardianship/Article 81 of the Mental Hygiene Law, Wills and Estate and Real Estate.

As a member of the Board's Public Education Subcommittee, he was integral in the implementation of the citywide public education campaign intended to inform New Yorkers of new changes to the voting system resulting from the Congressional Help America Vote Act.

Mr. Araujo and his wife Rita live in Queens with their four sons Justen, Joel, Ricardo and Ariel.

Bronx

GINO A. MARMORATO ESQ., Commissioner

Gino A. Marmorato, Commissioner of the Board of Elections in New York City, was appointed by the New York City Council as the Republican representative for the Bronx County in 2020.

Presently, he is principal at The Law Offices of Gino A. Marmorato, P.L.L.C. where his practice focuses on civil and commercial litigation including contract, tort, and entertainment law. Additionally, he serves as General Counsel and Managing Director for a national technology company. In 2018, Mr. Marmorato was a candidate for Justice of the New York State Supreme Court and received the most votes by his Party.

Upon admission to the New York State bar, Mr. Marmorato began his legal career as a litigation associate for the law firm of Kent, Hazzard, LLP where he specialized in Medical Malpractice and Personal Injury Law. In addition to being an attorney, he was also an adjunct professor of law at Westchester Community College and served on the Board of Directors for the Columbian Lawyers Association.

Mr. Marmorato received his J.D. from Pace University School of Law and his B.A. in Economics and Psychology from Dickinson College in Carlisle, PA. During law school, he competed on the Grand Moot Court Team and in National Trial Competitions, while also serving as President for the Italian American Law Organization.

Mr. Marmorato was born and raised in the Bronx, and is the son of an Italian immigrant father and an American mother, also a Bronx native. He resides in the Bronx with his wife and daughter.



Bronx



MIGUELINA CAMILO ESQ., Commissioner

Miguelina Camilo was born in the Dominican Republic. She immigrated to the United States with her parents in the late 1980's. Miguelina received her B.A. degree in Political Science from New York University in 2007 and her Juris Doctor from New York Law School in 2012. In law school, she was active in the Student Bar Association and Criminal Law Society.

From 2012 to 2015, Miguelina worked at the law office of Murray Richman, a criminal defense attorney in the Bronx. There, she handled both misdemeanor and felony matters as well as federal cases in the Southern and Eastern Districts of New York.

From February 2015 to June 2016, Miguelina was an associate at H. Benjamin Perez & Associates, P.C., where her practice focused on criminal defense, matrimonial and family court matters. She is admitted to the New York and New Jersey bars.

Since July 2016, Miguelina is principal at Camilo Law Firm, P.C. in the Bronx where her practice focuses on family, matrimonial and criminal matters. She currently serves as President of the Dominican Bar Association, member of the Bronx Bar Association and the Bronx Women's Bar Association, the New York City Criminal Bar Association, the New York State Bar Association- Family Law Division, vice chair for Bronx County Democratic Committee and she is an active member of the Bronx Connect family where she mentors Bronx at risk youth.

Most recently, in May 2018, Miguelina participated as volunteer Judge for the 7th and 8th grade Thurgood Marshall Mocktrial Competition held every year at Bronx County Supreme Court and coach in May 2019.

Miguelina was also appointed Bronx Democratic Commissioner of the Board of Elections in March 2019.

Counsel to the Commissioners



KENNETH MOLTNER

Counsel to the Commissioners of the Board of Elections in the City of New York



STEVE DENKBERG

Counsel to the Commissioners of the Board of Elections in the City of New York

Executive Management



MICHAEL J. RYAN

Executive Director



DAWN SANDOW

Deputy Executive Director

Administrative Management



PAMELA GREEN PERKINS

Administrative Manager



GEORGIA KONTZAMANIS

Operations Manager

Senior Staff (Alphabetically Listed)

BONNIE BIBULA

Records Management Officer

SUSAN M. CAICEDO

Voting Equipment Operation (VEOU)

STEVEN B. DENKBERG

Counsel to the Commissioners

STEVEN FERGUSON

Director of Management Information Systems

BETH FOSSELLA

Coordinator of Voter Registration

STEVEN GUGLIELMI

Director of Personnel

RAYMOND HUMMEL

Director of Equipment

TROY JOHNSON

Coordinator of Candidate Records Unit

DANIEL LAVELLE

Coordinator of Customer Service

DEBRA LEIBLE

Coordinator of Election Day Operations

ARIEL MERKEL

ADA Coordinator

KENNETH MOLTNER

Counsel to the Commissioners

JOHN NAUDUS

Director of Electronic Voting Systems

STEVEN H. RICHMAN

General Counsel

CARLOS RODRIGUEZ

Chief Voting Machine Technician

TRACY ROYAL

Director of Payroll

THOMAS SATTIE

Ballot Management Supervisor

RAPHAEL SAVINO

Deputy General Counsel / Director of Campaign Finance Enforcement

NICHOLAS SQUICCIARINI

Facilities Manager

GERALD SULLIVAN

Finance Officer

SHERWIN SUSS

Agency Chief Contracting Officer

STEPHEN THOMPSON

Manager of Poll Site Devices

VALERIE VAZQUEZ-DIAZ

Director of Communications & Public Affairs

Borough Offices

MANHATTAN

200 Varick Street, New York, NY 10014
(212) 886-2100

GREGORY LEHMAN (left)

Chief Clerk

CYNTHIA DOTY (right)

Deputy Chief Clerk

**BRONX**

1780 Grand Concourse, Bronx, NY 10457
(718) 299-9017

STEVEN ALFASI (no photo available)

Deputy Chief Clerk

BRENDALIZ CANDELARIA

Deputy Chief Clerk



Borough Offices Cont'd

BROOKLYN

345 Adams Street, Brooklyn, NY 11201
(718) 797-8800

RAYMOND J. RILEY (left)
Chief

DANIEL ORTIZ (right)
Deputy Chief



QUEENS

118-35 Queens Boulevard, NY 11375
(718) 730-6730

AMANDA BERINATO (left)
Chief Clerk

BART HAGGERTY (right)
Deputy Chief Clerk



STATEN ISLAND

1 Edgewater Plaza, Staten Island, NY 10305
(718) 876-0079

DON BOSCO (left)
Chief Clerk

ANTHONY ANDRIULLI (right)
Deputy Chief Clerk



In Memoriam

We profoundly mourn the loss of our staff. Each name honored represents someone who is deeply missed and fondly remembered by colleagues and loved ones.

ROBERT SIANO

JOHNNIE H. JOYNER

RUSSELL TAYLOR

EUNICE R. ODEN

HEIDI D. WILCOX

KRISTINA A. WILLIAMS



**Thank you for your service to the
Voters of the City Of New York.**

Candidate Records Unit



TROY JOHNSON

Coordinator, Candidate Records Unit

The Candidate Records Unit (CRU) of the Board of Elections in the City of New York is responsible for the receiving, recording, processing and tracking of all candidates and objector document filings as well as proofing of candidate names that achieve ballot status for Primary, General and Special Election Events. The CRU staff maintains accurate candidate status on all these items in order to ensure an accurate ballot. The staff prepares, reviews, updates and corrects errors identified on all reports that feed the proofs of voting machine and paper (absentee, military, Ballot Marking Device, and standby emergency) ballots.

Candidate Records Unit Cont'd

DESIGNATING PETITIONS

| | Manhattan | Bronx | Brooklyn | Queens | Staten Island | Total |
|---|-----------|-------|----------|--------|---------------|-------|
| Number Received | 197 | 151 | 609 | 430 | 146 | 1,533 |
| Number Objected to | 36 | 27 | 36 | 44 | 42 | 185 |
| Number of Specs Filed | 18 | 12 | 14 | 10 | 5 | 59 |
| Number Invalidated by Board | 52 | 198 | 249 | 205 | 9 | 713 |
| Number of Court Cases | 12 | 27 | 10 | 9 | 6 | 64 |
| Number of Court Cases Upholding Board Positions | 3 | 18 | 5 | 4 | 3 | 33 |
| Number of Court Cases Reversing Board Position | 9 | 9 | 5 | 5 | 3 | 31 |

NOMINATING PETITIONS

| | Manhattan | Bronx | Brooklyn | Queens | Staten Island | Total |
|---|-----------|-------|----------|--------|---------------|-------|
| Number Received | 38 | 19 | 15 | 137 | 8 | 217 |
| Number Objected to | 3 | 25 | 5 | 33 | 2 | 68 |
| Number of Specs Filed | 3 | 15 | 3 | 15 | 1 | 37 |
| Number Invalidated by Board | 19 | 22 | 26 | 30 | 2 | 99 |
| Number of Court Cases | 12 | 27 | 10 | 9 | 6 | 64 |
| Number of Court Cases Upholding Board Positions | 3 | 18 | 5 | 4 | 3 | 33 |
| Number of Court Cases Reversing Board Position | 9 | 9 | 5 | 5 | 3 | 31 |

CAMPAIGN FINANCE SUMMARY

| | Manhattan | Bronx | Brooklyn | Queens | Staten Island | Total |
|--|-----------|-------|----------|--------|---------------|-------|
| Number of County Committee Filers | 0 | 2 | 1 | 2 | 0 | 5 |
| Number of Candidate Filers | 0 | 0 | 0 | 0 | 0 | 0 |
| Number of PAC Filers | 0 | 0 | 0 | 0 | 0 | 0 |
| Total Number of Filings Received | 0 | 6 | 5 | 3 | 2 | 16 |
| Of Total Filings, Number of "In-Lieu-Of" Filings | 0 | 0 | 1 | 0 | 0 | 1 |
| Number of Five-Day Letters Sent | 0 | 0 | 0 | 0 | 0 | 0 |
| Number of Delinquent Filings | 109 | 32 | 129 | 82 | 12 | 364 |
| Number Referred to County Attorney or DA | 0 | 0 | 0 | 0 | 0 | 0 |

Candidate Records Unit Cont'd

GENERAL ELECTIONS TURNOUT

| | Registered Voters | Voter Turnout | Percentage |
|-------------------|-------------------|---------------|--------------|
| 2020 President | 4,943,208 | 3,066,581 | 62% |
| 2019 Judicial | 4,745,553 | 796,253 | 17% |
| 2018 Governor | 4,596,322 | 2,137,624 | 47% |
| 2017 Mayor | 4,568,579 | 1,166,313 | 26% |
| 2016 Presidential | 4,470,670 | 2,759,922 | 62% |
| 2015 Judicial | 3,938,116 | 236,251 | 6% |
| 2014 Governor | 4,151,378 | 1,042,968 | 25% |
| 2013 Mayor | 4,245,309 | 1,102,400 | 26% |
| 2012 President | 4,224,811 | 2,447,897 | 58% |
| 2011 Judicial | 3,999,941 | 184,265 | 5% |
| 2010 Governor | 4,081,567 | 1,366,982 | 33.49% |
| 2009 Mayor | 4,095,561 | 1,154,802 | 28.2% |
| 2008 President | 4,119,923 | 2,615,770 | 61.45% |
| 2007 Judicial | 3,856,342 | Non-citywide | Non-citywide |
| 2006 Governor | 3,799,353 | 1,244,874 | 32.77% |
| 2005 Mayor | 3,944,831 | 1,315,360 | 33.34% |
| 2004 President | 4,002,497 | 2,459,652 | 61% |
| 2003 Council | 3,667,266 | Non-citywide | Non-citywide |
| 2002 Governor | 3,832,437 | 1,415,095 | 37% |
| 2001 Mayor | 3,715,022 | 1,520,443 | 41% |
| 2000 President | 3,672,265 | 2,282,944 | 62% |
| 1999 Judicial | 3,426,017 | Non-citywide | Non-citywide |
| 1998 Governor | 3,415,858 | 1,537,010 | 45% |
| 1997 Mayor | 3,514,974 | 1,409,347 | 40% |
| 1996 President | 3,532,348 | 2,028,013 | 57% |
| 1995 Judicial | 3,151,812 | Non-citywide | Non-citywide |
| 1994 Governor | 3,246,464 | 1,576,160 | 48% |
| 1993 Mayor | 3,301,683 | 1,898,437 | 57% |

Candidate Records Unit Cont'd

GENERAL ELECTIONS TURNOUT (CONTINUED)

| | Registered Voters | Voter Turnout | Percentage |
|----------------|-------------------|---------------|--------------|
| 1992 President | 3,360,568 | 2,211,473 | 66% |
| 1991 Council | 2,962,958 | Non-citywide | Non-citywide |
| 1990 Governor | 3,052,259 | 1,159,134 | 38% |
| 1989 Mayor | 3,183,741 | 1,899,845 | 60% |
| 1988 President | 3,017,013 | 2,126,418 | 70% |
| 1987 Judicial | 2,514,605 | Non-citywide | Non-citywide |
| 1986 Governor | 2,614,470 | 1,288,842 | 49% |
| 1985 Mayor | 2,842,517 | 1,170,904 | 41% |
| 1984 President | 3,014,459 | 2,340,181 | 78% |
| 1983 Judicial | 2,489,526 | Non-citywide | Non-citywide |
| 1982 Governor | 2,544,394 | 1,685,956 | 66% |
| 1981 Mayor | 2,345,001 | 1,305,368 | 56% |
| 1980 President | 2,525,464 | 2,013,164 | 80% |
| 1979 Judicial | 2,237,193 | Non-citywide | Non-citywide |
| 1978 Governor | 2,714,331 | 1,526,574 | 56% |
| 1977 Mayor | 2,887,530 | 1,486,536 | 51% |
| 1976 President | 2,720,105 | 2,143,345 | 79% |
| 1975 Judicial | 2,912,126 | Non-citywide | Non-citywide |
| 1974 Governor | 3,161,656 | 1,822,567 | 58% |
| 1973 Mayor | 3,565,147 | 1,790,053 | 50% |
| 1972 President | 3,067,749 | 2,267,237 | 73% |
| 1971 Judicial | 3,068,015 | Non-citywide | Non-citywide |
| 1970 Governor | 3,046,373 | 2,290,020 | 75% |
| 1969 Mayor | 3,026,745 | 2,458,203 | 81% |
| 1965 Mayor | 3,281,689 | 2,652,451 | 80% |
| 1961 Mayor | 3,239,879 | 2,467,546 | 76% |
| 1957 Mayor | 2,442,888 | 2,224,054 | 91% |
| 1953 Mayor | 2,369,858 | 2,244,146 | 93% |

Turnout Summary June Primary Election – 06/23/2020

TURNOUT VS. ENROLLMENT

| | Turnout | Eligible Active Voters as of 06/04/2020 | |
|----------------------|----------------|--|------------|
| Manhattan | 215,669 | 712,720 | 30% |
| Bronx | 136,891 | 554,921 | 25% |
| Brooklyn | 280,189 | 1,007,732 | 28% |
| Queens | 193,582 | 769,832 | 25% |
| Staten Island | 44,750 | 141,600 | 32% |
| TOTAL | 871,081 | 3,186,805 | 27% |

TURNOUT BY BALLOT TYPE

| | Eligible Active Voters as of 06/04/2020 | Public Counter | EME | ABS/MIL (S) | ABS/MIL (M) | FED (S) | FED (M) | FWAB | PRE (S) | PRE (M) | AFF (S) | AFF (M) | BMD Aff |
|----------------------|--|-------------------|------------|----------------|----------------|--------------|-----------|----------|----------|----------|--------------|------------|----------|
| Manhattan | 712,720 | 105,023 | 4 | 106,278 | 360 | 2,009 | 5 | 0 | 0 | 0 | 1,984 | 6 | 0 |
| Bronx | 554,921 | 98,253 | 110 | 35,894 | 8 | 157 | 5 | 0 | 0 | 0 | 2,457 | 7 | 0 |
| Brooklyn | 1,007,732 | 177,852 | 173 | 95,423 | 3,439 | 663 | 16 | 0 | 0 | 0 | 1,837 | 786 | 0 |
| Queens | 769,832 | 124,314 | 5 | 66,931 | 68 | 616 | 2 | 0 | 0 | 0 | 1,630 | 16 | 0 |
| Staten Island | 141,600 | 29,860 | 0 | 14,655 | 29 | 63 | 0 | 0 | 0 | 0 | 143 | 0 | 0 |
| TOTAL | 3,186,805 | 535,302 | 292 | 319,181 | 3,904 | 3,508 | 28 | 0 | 0 | 0 | 8,051 | 815 | 0 |

Turnout Summary Presidential Primary Election – 06/23/2020

TURNOUT VS. ENROLLMENT

| | Turnout | Eligible Active Voters as of 06/04/2020 | |
|----------------------|----------------|--|------------|
| Manhattan | 215,601 | 712,790 | 30% |
| Bronx | 136,891 | 554,952 | 25% |
| Brooklyn | 276,458 | 1,051,726 | 26% |
| Queens | 193,553 | 769,880 | 25% |
| Staten Island | 25,180 | 126,149 | 20% |
| TOTAL | 847,683 | 3,215,497 | 26% |

TURNOUT BY BALLOT TYPE

| | Eligible Active Voters as of 06/04/2020 | Public Counter | EME | ABS/MIL (S) | ABS/MIL (M) | FED (S) | FED (M) | FWAB | PRE (S) | PRE (M) | AFF (S) | AFF (M) | BMD Aff |
|----------------------|--|-------------------|------------|----------------|----------------|--------------|-----------|----------|----------|----------|--------------|------------|----------|
| Manhattan | 712,790 | 104,958 | 4 | 106,275 | 360 | 2,009 | 5 | 0 | 0 | 0 | 1,984 | 6 | 0 |
| Bronx | 554,952 | 98,253 | 110 | 35,894 | 8 | 157 | 5 | 0 | 0 | 0 | 2,457 | 7 | 0 |
| Brooklyn | 1,051,726 | 174,741 | 173 | 94,850 | 3,424 | 660 | 16 | 0 | 0 | 0 | 1,816 | 778 | 0 |
| Queens | 769,880 | 124,286 | 5 | 66,930 | 68 | 616 | 2 | 0 | 0 | 0 | 1,630 | 16 | 0 |
| Staten Island | 126,149 | 14,130 | 0 | 10,872 | 26 | 53 | 0 | 0 | 0 | 0 | 99 | 0 | 0 |
| TOTAL | 3,215,497 | 516,368 | 292 | 314,821 | 3,886 | 3,495 | 28 | 0 | 0 | 0 | 7,986 | 807 | 0 |

Turnout Summary General Election – 11/03/2020

TURNOUT VS. ENROLLMENT

| | Turnout | Eligible Active Voters as of 10/19/2020 | |
|----------------------|------------------|--|------------|
| Manhattan | 701,405 | 1,054,268 | 67% |
| Bronx | 432,399 | 762,251 | 57% |
| Brooklyn | 920,380 | 1,555,251 | 59% |
| Queens | 794,498 | 1,259,940 | 63% |
| Staten Island | 217,899 | 311,498 | 70% |
| TOTAL | 3,066,581 | 4,943,208 | 62% |

TURNOUT BY BALLOT TYPE

| | Eligible Active Voters as of 10/19/2020 | Public Counter | EME | ABS/MIL (S) | ABS/MIL (M) | FED (S) | FED (M) | FWAB | PRE (S) | PRE (M) | AFF (S) | AFF (M) | BMD Aff |
|----------------------|--|-------------------|-----------|----------------|----------------|---------------|-----------|------------|----------|----------|---------------|------------|----------|
| Manhattan | 1,054,268 | 455,168 | 0 | 223,556 | 2,321 | 13,127 | 51 | 535 | 0 | 0 | 6,085 | 562 | 0 |
| Bronx | 762,251 | 358,753 | 1 | 66,296 | 8 | 1,045 | 0 | 0 | 0 | 0 | 6,296 | 0 | 0 |
| Brooklyn | 1,555,251 | 735,119 | 12 | 168,454 | 1,032 | 5,305 | 12 | 236 | 5 | 0 | 10,201 | 4 | 0 |
| Queens | 1,259,940 | 613,680 | 0 | 167,633 | 404 | 4,257 | 0 | 0 | 0 | 0 | 8,490 | 34 | 0 |
| Staten Island | 311,498 | 182,971 | 7 | 32,570 | 40 | 0 | 3 | 0 | 0 | 0 | 2,298 | 10 | 0 |
| TOTAL | 4,943,208 | 2,345,691 | 20 | 658,509 | 3,805 | 23,734 | 66 | 771 | 5 | 0 | 33,370 | 610 | 0 |

Turnout Summary December Special Election – 12/22/2020

Member of the City Council,
District 12

TURNOUT VS. ENROLLMENT

| | Turnout | Eligible Active Voters 12/07/2020 | |
|--------------|--------------|--------------------------------------|-----------|
| Bronx | 7,521 | 101,482 | 7% |
| Total | 7,521 | 101,482 | 7% |

TURNOUT BY BALLOT TYPE

| | Eligible Active Voters as of 12/07/2020 | Public Counter | EME | ABS/MIL (S) | ABS/MIL (M) | FED (S) | FED (M) | FWAB | PRE (S) | PRE (M) | AFF (S) | AFF (M) | BMD Aff |
|--------------|--|-------------------|-----|----------------|----------------|---------|---------|------|---------|---------|---------|---------|---------|
| Bronx | 101,482 | 6,245 | 0 | 1,246 | 15 | 0 | 0 | 0 | 0 | 0 | 15 | 0 | 0 |
| Total | 101,482 | 6,245 | 0 | 1,246 | 15 | 0 | 0 | 0 | 0 | 0 | 15 | 0 | 0 |

Communications and Public Affairs



VALERIE VAZQUEZ-DIAZ
Director of Communications and
Public Affairs

One of the Board's top priorities is to ensure that every Election Day is implemented as smoothly as possible. The Board continued its education efforts in 2020 that shifted from public education about the upcoming elections to creating a campaign to let New York City voters know how we were keeping them safe as they exercise their right to vote.

The Board utilized all available media platforms to inform the public of the 3 ways they could vote. The campaign was centered around voter choice and the options available to them to cast their ballot. They were able to apply for an absentee ballot, vote early at their assigned poll site or vote safely in person on Election Day. Our campaign was a surround sound approach to reach all New York City voters across the 5 boroughs. We advertised our VOTE SAFE NYC using the following platforms:

Direct mailing: A mailing was sent to all registered voters informing them of options available to them to cast their ballot, as well as their assigned Early Voting site and Election Day poll site. The mailer also included a personalized fast pass tag that allowed voters (optional NOT required) to present the card at the poll site to allow for a contactless check in.

Print Publications: Citywide newspapers, local community based newspapers, required language publications (English, Spanish, Chinese, Korean and Bengali). The entire circulation of our paid print campaign totaled 5,968,000.

Digital: The Board launched an aggressive digital campaign (English, Spanish, Chinese, Korean and Bengali). The total impressions for the digital campaign was 70,857,343.

Out of Home Advertisements: The Board also advertised in various out of home platforms, those include NYC Subways, bus shelters and NYC Link Kiosks Citywide and a radio buy.

Public Service Announcements: The Board found that informational videos were a helpful tool used to educate the public. The following videos were created and shared on various platforms and the Board's website:

- How to request an Absentee Ballot
- How to fill out your Absentee Ballot
- An instructional video on the importance of the information notice sent to all voters
- An instructional video on the availability of the ballot drop off box

Communications and Public Affairs Cont'd

- An informational video on Voting Safe in NYC. That highlights all of the safety precautions the Board had in place to keep all voters and poll workers safe
 - I. Fast pass card for contactless check in.
 - II. Floor markers to help maintain social distancing.
 - III. Antiviral wipes were available to use as needed.
 - IV. Individual stylus/pen were available for voters to check in on poll pads and mark their ballot, which voters were able to keep.
 - V. Voting machines were cleaned regularly with antiseptic wipes.
 - VI. Masks were provided to voters who needed one. Poll workers were required to wear BOE-provided masks.
 - VII. All Early Voting sites were professionally sanitized after close of polls.
- The last video provided a glimpse into the bi-partisan process of opening all absentee ballots as we prepared to certify the Election. All videos are available on the Board's website [vote.nyc](https://www.vote.nyc)

The Board also utilized its social media channels as a way to immediately respond to voter inquiries and help amplify our public education campaign. The Board's following on Twitter doubled and our engagement rate increased. From Sept 1 through Nov 5, 2020 we received a total of 59,710,657 impressions and a total of 40,124 audience mentions. We will continue to use our social media channels as an effective tool to have rapid response for frequently asked questions and to assist with overall messaging.

We continued our very successful sticker campaign at the poll sites with the availability of "I Voted Early," "I Voted," and "Future Voter" stickers at all Early Voting and Election Day sites.

We also launched an aggressive poll worker recruitment campaign, utilizing traditional media both print and digital. Our campaign was very successful with a total number of applications received surpassing 64,000.

Finally, we made improvements to our website to make it more user friendly, and ensure that the voters were able to easily access the information they needed or to inform them of any important notices. The website received a total of 2,227,380 clicks with 78% of the visits being from new users. We launched a chatbot feature on our website to allow for website visitors to easily receive responses to frequently asked questions. There were a total of 27,242 conversations.

We are committed to continuing our successful public education campaign into 2021 and we thank the various partners in government and various community based organizations who assisted us in amplifying our messaging.



Executive Michael J. Ryan promoting Poll Worker Recruitment at Barclays Center



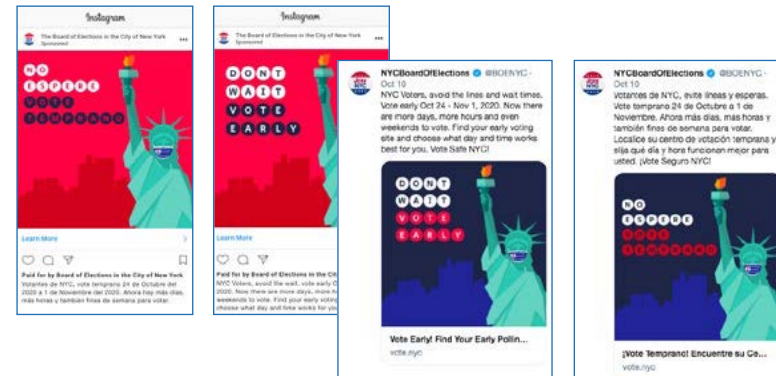
Absentee ballot box

Communications and Public Affairs Cont'd

SNAPSHOT OF OUR SOCIAL MEDIA CAMPAIGN



Instagram and Twitter Ads (Early Voting Campaign)



Facebook, Instagram, Twitter, and Google Ads (Vote Smart Campaign)



Facebook and Google Ads (Absentee Ballot Campaign)



VOTE SAFE MAILER



VOTE SAFE NYC!

HERE'S HOW YOU CAN VOTE SAFE IN 2020

AQUÍ ENCONTRARÁ CÓMO VOTAR CON SEGURIDAD EN EL 2020

如何在 2020 年安全投票

2020년 여기에 귀하가 안전하게 투표할 수 있는 방법이 있습니다

২০২০ সালে নিরাপদে ভোট দেয়ার উপায়গুলো সম্পর্কে জানুন

BOARD OF ELECTIONS IN THE CITY OF NEW YORK VOTE.NYC



NOVEMBER 3, 2020

ELECTION DAY

NOVEMBER 1, 2020

EARLY VOTING

Jane Doe
Heritage Health and Housing
1154 Stratford Avenue, Apt 2M
Bronx, NY 10472-1047
New York, NY 10004

412665090

ALERT!

Your Polling Place Has Been Changed.

Su centro de votación ha sido cambiado.

您的投票處有所變動。

귀하의 투표소(투표장)가 변경되었습니다.

আপনার ভোট স্থান পরিবর্তিত হয়েছে।

RESORTED
STANDARD
US POSTAGE PAID
BD OF ELECTIONS
CITY OF NEW YORK





FAST PASS TAG

Jane Doe
Heritage Health and Housing
1154 Stratford Avenue, Apt 2M
Bronx, NY 10472-1047
New York, NY 10004

999999999

Look for this sign
at your ED/AD table



001
Election District

61
Assembly District

PS 79 Elementary School for Math, Science, and Technology
125 East 181 Street, Bronx

Voter Entrance:
Schoolyard Entrance on Cypress Avenue:
Left Side is Polling Room

Accessible Entrance:
Schoolyard Entrance on Cypress Avenue:
Left Side is Polling Room



vote.nyc nyc.pollsitemlocator.com
866-VOTE-NYC (866-868-3692)
TTY 212-487-5496

Voter Registration



BETH FOSSELLA
Coordinator, Voter Registration

As the Coordinator of the Voter Registration Department, I am, along with my staff, responsible for all activities that pertain to registering people to vote in the five boroughs of New York. This includes:

- Overseeing the Boroughs' responsibility to maintain the records of all registered voters. The total number of registered voters in the City of New York for **2020** according to the New York State Board of Elections Data Base is **5,565,015**. These numbers include both Active and Inactive voters (Active voters – **4,948,186**; Inactive voters – **616,829**). These figures are run twice a year on February 1st and November 1st of each year and are posted on the New York State Board Web Site.
- Reaching out to all eligible voters in the City of New York and making them aware of the importance of being a registered voter and how much their vote counts. This is accomplished through:
 1. Conducting registration drives at various community activities (street fairs, work fairs, community organization meetings, and senior citizen community centers) and providing material that will help explain the process of voting.
 2. Working with the Department of Education by visiting the high schools within the city informing and providing students, who are going to be eligible to vote, with registration applications as well as material that help explain the process of voting.
 3. Distribution of voter registration material to the public. It is to be noted that all voter registration material is translated, in accordance to law, in the five languages – English, Spanish, Chinese, Korean and Bengali.

Voter Registration Cont'd

- Providing and making sure that all registration material is updated in accordance with New York State Law.
- Registration applications are broken down as follows:
 - Regular registrations
 - Agency registrations
 - Department of Motor Vehicles
- These registration applications are broken down by Code:
 - No Code - Regular registrations
 - Code 9 - Selected City agencies which fall under Local Law 29
 - Code D - CUNY
- In 2002, Congress passed and the President of the United States signed into law the "Help America Vote Act" (HAVA). This was the means by which the Federal government committed to fund sweeping election reforms which would enhance the voting process in this country. Previously, a potential voter was not asked to provide a means of identification when filling out a registration application. Once HAVA took effect, identification was required. Effective January 1, 2006 all first time voter registrations within the State of New York has to provide the same information heretofore requested of voters who registered by mail after January 1, 2003. In order to accommodate the voter, the registration application was re-designed to provide a box where this "HAVA ID" information was required. Those who did not provide the necessary identification information will receive a "First Time Voter Letter," asking them to provide the identification information. If no identification was sent by the time of the election, the voter will be asked to provide this information at the poll site, and if he/she still does not provide it, will not be allowed to vote on the machine, but will have to vote by affidavit ballot.
- Ordering and tracking all voter registration material both in the Brooklyn Voting Machine Facility where voter registration is stored, as well as in the General Office.
- Making sure that all Voter Registration material is updated and translated into the five languages required by law, English, Spanish, Chinese, Korean and Bengali.
- In 2010 the NYS Board of Elections re-designed the registration application to include "Organ Donor" information that is sent to the Board of Health on a weekly basis.
- In 2011 the State Board of Elections re-designed the absentee ballot application.
- Providing and updating all voter registration information that must be put up on the Board of Election's web page. This information is done in English, Spanish, Chinese, Korean and Bengali.
- In 2015 the New York State Registration application had two new parties added to the list of enrollment parties on the registration application. The parties were the Women's Equality Party and the Reform Party. These parties were added to the 2016 Revised Registration Application.
- Providing Russian translation "Registration and Voting" booklet on the web page with English registration application. **(As per NYS Law ELEC 3-506)**

CODE 9 – AGENCY REGISTRATION

In May 2000, the New York City Council passed legislation (Local Law 29) which requires that 20 City agencies must provide voter registration applications to their clients, contractors, sub-contractors (literally anyone with whom they come in contact) in the performance of services, mailings and whatever other transactions take place on a daily basis.

Voter Registration Cont'd

The law requires that the Board of Elections supply these agencies with all the materials they will need in the performance of these tasks, i.e. registrations applications, display boxes, booklets, posters in all the five languages that are required by law (English, Spanish, Chinese, Korean and Bengali). The total number of Code "9" registration applications that were given out in 2020 were:

| | |
|---------|--------|
| English | 20,750 |
| Spanish | 9,001 |
| Chinese | 6,000 |
| Korean | 2,000 |
| Bengali | 2,000 |

TOTAL NUMBER OF CODE "9" PROCESSED BY BOROUGHES IN 2020:

| | |
|---------------|-------|
| Manhattan | 1,646 |
| Bronx | 1,502 |
| Brooklyn | 1,058 |
| Queens | 844 |
| Staten Island | 137 |

CUNY (THE CITY UNIVERSITY OF NEW YORK)

CUNY requested Code "D" registration applications to be delivered to the designated offices of the CUNY schools. The Code "D" registration applications are designated with a "D" in a small box at the upper left hand corner of the registration application. This enables the board to track how many of these registrations are processed.

TOTAL NUMBER OF CODE "D" PROCESSED BY BOROUGHES IN 2020:

| | |
|---------------|-----|
| Manhattan | 145 |
| Bronx | 312 |
| Brooklyn | 199 |
| Queens | 228 |
| Staten Island | 108 |

TOTAL NUMBER OF REGISTRATIONS RECEIVED IN GENERAL OFFICE 2020 FOR THE 5 BOROUGHES - 169,676

| | |
|---------|---------|
| REG | 150,631 |
| DMV | 6,011 |
| DMV CAF | N/A |
| AGENCY | 6,855 |
| CODE 9 | 5,187 |
| CODE D | 992 |

INFORMATION NOTICES

In August of each year the Board of Elections sends out Voter Information Notices to all Active and Inactive Registered Voters. These Information Notices give the voter all the necessary information regarding the upcoming elections as well as informing the voter where his Poll Site is and what district the voter must vote.

Many voters had commented in the past that their Poll Site has been changed and they were not aware of it, so that when they went to vote they had to vote at another Poll Site.

In 2005, the Information Notices were re-designed to include notice to the voter that he/she had a Poll Site change.

- The Normal file – the poll site remained the same.
- The Bold file – the poll site has been changed.

The 2018 Information Notice was re-designed to include the instructions for the use of the new voting machine, plus a removable card which contained the voter's Election District, Assembly District and Party Enrollment.

In September of 2020 Information Notices **5,394,015-TOTAL – ACTIVE AND INACTIVE VOTERS**

Voter Registration Cont'd

2020 BOARD OF ELECTIONS VOTER INFORMATION NOTICES

| Mail Date | Manhattan | Brooklyn | Queens | Bronx | Staten Island | Total |
|-----------|-----------|-----------|-----------|---------|---------------|------------------|
| 9/23/2020 | 1,213,667 | 1,669,118 | 1,323,545 | 854,009 | 333,676 | 5,394,015 |

The Confirmation Notices are sent out to the voters whose Information Notice was returned to the Board of Election as "Undeliverable." Confirmation Notices are sent to check again whether a voter is indeed not living at the address which appeared on the Information Notice.

If the Confirmation Notice is returned "Undeliverable," then the voter is made INACTIVE. The Inactive code is X. This voter goes from an Active to an Inactive ("A" to "X") status.

LIBRARIES AND POST OFFICES

In 2020 we began the distribution of registration applications (in all five languages) to all the libraries and post offices within New York City that requested them. Included with these were posters (in five languages) and poll worker applications. Also included are order forms that can be scanned to us requesting additional supplies.

The total number of Registration Applications distributed for 2020 were as follows:

Post Offices – 13

Libraries – 17

TOTAL – 8,650 registrations

TOTAL – 16,770 registrations

REGISTRATION SUMMARY FROM ALL SOURCES

| | |
|---|---------|
| NUMBER OF NEW REGISTRANTS PROCESSED IN 12/14/2020 | 374,904 |
| NUMBER OF MOVERS WITHIN COUNTY PROCESSED IN 2020 | 201,583 |
| TOTAL NUMBER OF ENROLLMENT CHANGES | 186,823 |
| TOTAL NUMBER OF DUPLICATES | 34,590 |

CANCELLATIONS

| | |
|---|--------|
| TOTAL NUMBER OF REGISTRATIONS CANCELLED 12/14/2020 | 75,925 |
| NUMBER OF CANCEL NOTICES SENT TO OTHER COUNTIES | N/A |
| NUMBER OF CANCEL NOTICES SENT TO SBOE FOR OTHER STATES. WE DO NOT RECEIVE OUT-OF-STATE CANCELLATIONS TO SEND TO THE STATE BOARD | N/A |

GENERAL INFORMATION

| | |
|---|---------|
| NUMBER OF MILITARY VOTERS ON FILE IN THE COUNTIES 12/14/2020 | 1,984 |
| NUMBER OF PERM/DISABLED VOTERS ON FILE IN THE COUNTIES 12/14/2020 | 52,942 |
| NUMBER OF SPECIAL FEDERAL VOTERS ON FILE IN COUNTIES 12/14/2020 | 31,346 |
| NUMBER OF INACTIVE VOTERS ON FILE AS OF DECEMBER 14, 2020 | 609,523 |

The total number of registrations is posted on the NYS Board of Elections. They are produced twice a year - February 1st and November 1st. Below are instructions for the public to follow.

- Go to www.vote.nyc.ny.us
- Link to State Board – www.elections.ny.gov
- Enrollment totals for 5 boroughs as of November 1, 2020

Voter Registration Cont'd

NYS VOTER ENROLLMENT BY COUNTY, PARTY AFFILIATION AND STATUS — Voters Registered as of November 1, 2020

| Region | County | Status | DEM | REP | CON | WOR | GRE | LBT | IND | SAM | OTH | Blank | Total |
|------------------|---------------|----------|-----------|---------|--------|--------|-------|-------|---------|-----|-------|-----------|-----------|
| Within NYC | Bronx | Active | 573,913 | 43,479 | 2,985 | 2,793 | 953 | 431 | 13,526 | 14 | 727 | 123,664 | 762,485 |
| Within NYC | Bronx | Inactive | 77,701 | 6,897 | 486 | 553 | 130 | 41 | 2,313 | 0 | 52 | 17,058 | 105,231 |
| Within NYC | Bronx | Total | 651,614 | 50,376 | 3,471 | 3,346 | 1,083 | 472 | 15,839 | 14 | 779 | 140,722 | 867,716 |
| Within NYC | Brooklyn | Active | 1,100,489 | 134,775 | 4,513 | 4,610 | 2,575 | 1,208 | 26,981 | 51 | 865 | 279,359 | 1,555,426 |
| Within NYC | Brooklyn | Inactive | 123,351 | 14,737 | 580 | 854 | 527 | 144 | 4,644 | 1 | 78 | 35,030 | 179,946 |
| Within NYC | Brooklyn | Total | 1,223,840 | 149,512 | 5,093 | 5,464 | 3,102 | 1,352 | 31,625 | 52 | 943 | 314,389 | 1,735,372 |
| Within NYC | Manhattan | Active | 742,338 | 84,850 | 1,847 | 1,724 | 1,729 | 1,211 | 23,490 | 28 | 508 | 197,322 | 1,055,047 |
| Within NYC | Manhattan | Inactive | 117,825 | 25,100 | 414 | 412 | 450 | 225 | 7,356 | 0 | 48 | 43,916 | 195,746 |
| Within NYC | Manhattan | Total | 860,163 | 109,950 | 2,261 | 2,136 | 2,179 | 1,436 | 30,846 | 28 | 556 | 241,238 | 1,250,793 |
| Within NYC | Queens | Active | 803,495 | 139,699 | 5,477 | 3,239 | 1,849 | 1,083 | 26,274 | 41 | 992 | 279,009 | 1,261,158 |
| Within NYC | Queens | Inactive | 66,433 | 11,891 | 516 | 393 | 207 | 79 | 2,920 | 0 | 58 | 23,104 | 105,601 |
| Within NYC | Queens | Total | 869,928 | 151,590 | 5,993 | 3,632 | 2,056 | 1,162 | 29,194 | 41 | 1,050 | 302,113 | 1,366,759 |
| Within NYC | Staten Island | Active | 128,944 | 98,788 | 4,525 | 1,025 | 423 | 384 | 9,457 | 42 | 167 | 70,315 | 314,070 |
| Within NYC | Staten Island | Inactive | 13,537 | 8,516 | 472 | 148 | 43 | 25 | 1,140 | 0 | 12 | 6,412 | 30,305 |
| Within NYC | Staten Island | Total | 142,481 | 107,304 | 4,997 | 1,173 | 466 | 409 | 10,597 | 42 | 179 | 76,727 | 344,375 |
| Within NYC Total | | Active | 3,349,179 | 501,591 | 19,347 | 13,391 | 7,529 | 4,317 | 99,728 | 176 | 3,259 | 949,669 | 4,948,186 |
| Within NYC Total | | Inactive | 398,847 | 67,141 | 2,468 | 2,360 | 1,357 | 514 | 18,373 | 1 | 248 | 125,520 | 616,829 |
| Within NYC Total | | Total | 3,748,026 | 568,732 | 21,815 | 15,751 | 8,886 | 4,831 | 118,101 | 177 | 3,507 | 1,075,189 | 5,565,015 |

INFORMATION REGARDING MAILING FORM NOTICES FOR 2020 THAT WERE SENT FROM THE GENERAL OFFICE

ALL BOROUGHES: Daily Count Form Notices from January 01, 2020 to December 11, 2020

| Borough | New Acknowledgments | Change Acknowledgments | Transfers | Confirmations | Cancellations | TOTAL BY BOROUGH |
|-----------------------|---------------------|------------------------|----------------|---------------|---------------|------------------|
| Manhattan | 83,078 | 33,742 | 112,579 | 62 | 127 | 229,588 |
| Bronx | 59,153 | 25,814 | 58,290 | 134 | 205 | 143,596 |
| Brooklyn | 107,393 | 37,332 | 125,974 | 111 | 80 | 270,890 |
| Queens | 104,404 | 35,266 | 86,977 | 10 | 73 | 226,730 |
| Staten Island | 27,575 | 10,097 | 23,103 | 118 | 31 | 6,924 |
| TOTALS BY FORM | 381,603 | 142,251 | 406,923 | 435 | 516 | 931,728 |

Voter Registration Cont'd

2020 YEAR ACTIVE AND INACTIVE VOTER'S REPORT

| ID | Year | Manhattan | Brooklyn | Queens | Bronx | Staten Island | Total |
|----|------|-----------|-----------|-----------|---------|---------------|-----------|
| 20 | 2000 | 876,120 | 1,095,963 | 902,459 | 568,751 | 227,355 | 3,670,648 |
| 21 | 2001 | 876,216 | 1,109,941 | 927,354 | 576,982 | 229,938 | 3,720,431 |
| 22 | 2002 | 1,010,007 | 1,271,743 | 1,038,926 | 663,867 | 252,560 | 4,237,103 |
| 23 | 2003 | 970,302 | 1,220,751 | 1,012,298 | 637,864 | 246,689 | 4,087,904 |
| 24 | 2004 | 1,110,217 | 1,329,900 | 1,092,384 | 695,932 | 265,988 | 4,494,421 |
| 25 | 2005 | 1,083,330 | 1,297,665 | 1,059,371 | 680,661 | 262,249 | 4,383,276 |
| 26 | 2006 | 1,099,027 | 1,317,470 | 1,045,684 | 690,491 | 265,050 | 4,417,722 |
| 27 | 2007 | 1,020,216 | 1,261,774 | 984,793 | 647,824 | 254,569 | 4,169,176 |
| 28 | 2008 | 1,137,092 | 1,394,937 | 1,090,420 | 717,957 | 274,526 | 4,614,932 |
| 29 | 2009 | 1,067,602 | 1,357,640 | 1,081,422 | 685,848 | 270,145 | 4,462,657 |
| 30 | 2010 | 1,083,138 | 1,392,965 | 1,100,884 | 696,246 | 275,729 | 4,548,962 |
| 31 | 2011 | 1,034,163 | 1,341,565 | 1,083,493 | 664,369 | 268,181 | 4,391,771 |
| 32 | 2012 | 1,109,781 | 1,424,479 | 1,116,578 | 710,436 | 279,148 | 4,640,422 |
| 33 | 2013 | 1,077,586 | 1,417,767 | 1,122,721 | 712,273 | 279,558 | 4,609,905 |
| 34 | 2014 | 1,049,505 | 1,413,359 | 1,100,204 | 724,576 | 280,718 | 4,568,362 |
| 35 | 2015 | 1,034,443 | 1,410,468 | 1,096,535 | 724,625 | 285,725 | 4,551,796 |
| 36 | 2016 | 1,126,400 | 1,526,514 | 1,192,529 | 782,405 | 299,514 | 4,927,362 |
| 37 | 2017 | 1,150,371 | 1,560,839 | 1,229,022 | 805,382 | 308,228 | 5,053,842 |
| 38 | 2018 | 1,171,900 | 1,594,090 | 1,247,204 | 813,033 | 311,721 | 5,137,948 |
| 39 | 2019 | 1,197,797 | 1,637,055 | 1,282,887 | 833,172 | 319,473 | 5,270,384 |
| 40 | 2020 | 1,250,793 | 1,735,372 | 1,366,759 | 867,716 | 344,375 | 5,565,015 |

Election Day Operations



DEBRA LEIBLE
Coordinator, Election Day Operations

POLL WORKER RECRUITMENT AND OUTREACH

This department is charged with the responsibility for recruiting, training, assigning and tracking the performance of individuals who staff the polls and serve voters on Election Day. There are several different Poll Worker positions that vary in qualifications and degrees of responsibility:

COORDINATORS are placed in polling sites to serve as the manager, to troubleshoot any problems and ensure that Election Day procedures are being followed. Their goal is to see that voters receive courteous, prompt and proper service. Each poll site now has two tablets which the Coordinator gives to the Information Clerks during the day to assist with directing voters. At closing, the Coordinator uploads the PMDs from the scanners giving us the earliest possible results.

INFORMATION CLERKS are placed at sites with multiple EDs to help direct and guide voters to their correct voting districts and poll sites by using street directories and poll site lists. They now have tablets with an app to also assist with directing voters.

ACCESSIBILITY CLERKS are assigned to poll sites with alternate accessible entrances where doors cannot remain open or where other assistance is required. They are assigned to doors and elevators that do not have Braille and they act as warning clerks where there is a hazard of someone tripping or bumping into something on the way into the poll site.

ED/AD TABLE INSPECTORS and **POLL CLERKS** are the backbone of the Board's Election Day workforce. There are two INSPECTORS at each Election District or table, one enrolled Democrat and one Republican — a system of "checks and balances" that is required by New York State Election Law. POLL CLERKS are similarly divided and are mainly used as needed in the voting process in EDs where there are more than 750 registered voters.

SCANNER INSPECTORS verify that the scanners have not been tampered with, set-up and open the polls on the scanners for voting and assist voters if needed. There are two (2) inspectors per scanner; one (1) Democrat and one (1) Republican.

Election Day Operations Cont'd

BMD INSPECTORS ensure the privacy booths and BMD are set up properly. They keep the booths clear of electioneering materials and are there to assist the voters if requested. There are two (2) Inspectors, one enrolled Democrat and one enrolled Republican.

INTERPRETERS assist voters with limited English proficiency at poll sites in various neighborhoods in New York City and are a major component of the Board's Language Assistance Program. The Board provides Spanish, Chinese (Cantonese/Mandarin), Korean and Bengali/Hindi interpreters in targeted areas in conjunction with the plan based on recent census data.

LINE MANAGEMENT CLERKS were trained to greet voters, offer them masks if they were not already wearing one, ensure voters were at the correct poll site and observing social distancing guidelines.

ELECTION NIGHT REPORTING CLERKS (ENR) Every Police Precinct in New York City has a four-person bipartisan Election Night Reporting Team (ENR Team) assigned to report at 7pm. The ENR Team is responsible for the setup and testing of the Equipment prior to the close of polls.

Once the polls close, the ENR Team awaits the arrival of Police Officers transporting the Large Yellow Scanner Voting Records Bag which contains the Portable Memory Device (PMD) and the Zero Report and Results Tape. Once verified the ENR Team uses the Election Night Reporting Tablet to upload and transmit any PMDs that were not uploaded at the poll site.

A.D. POLL SITE MONITORS are a bipartisan team of specially trained Poll Workers who monitor an Assembly District on Election Day.

While the Coordinators, Inspectors, Poll Clerks and Information Clerks are required by law to be both a citizen and a registered voter, the Interpreters and Accessibility Clerks do not have such a requirement. County Committee applicants make up a great portion of the total complement needed to staff the polls but thousands of positions still must be filled. To this end, the Board trains and assigns poll workers recruited from various sources, including the City University of New York and numerous civic and advocacy groups. Poll Worker applicants also submit forms obtained from the Board's phone bank, Borough Offices, nyc.electiondayworker.com, or by indicating interest in serving when completing their Voter Registration applications.

POLL WORKER TRAINING AND TRAINING INITIATIVES During 2020, we had 460 available Adjunct Trainers and Assistants to conduct poll worker training. There were 3,057 classes at 61 training sites throughout New York City. These classes train workers to use the Basic Poll Worker Manual, visual aids and various voter information forms and materials used on Election Day. Demonstrations of the AutoMARK Ballot Marking Device (BMD) and the Optical Scanner Voting System are included in the training. The Board assigned 130,654 workers to classes and trained 69,850* poll workers in 2020. We continued to use step by step laminated instruction cards for the BMD and Scanners. These cards make it easier for the poll workers to open and close the BMD and Scanners simply by working in teams of two – one reading the instructions and one performing the required steps.

The Basic Poll Worker Manual contains a section on diversity and incorporates customer service training for poll worker classes. The poll site signage provides voter information and assistance in all five (5) mandated languages based on what is required in each borough.

Due to the COVID-19 Pandemic, we launched online poll worker training for the Basic, Interpreter, Accessibility Clerk and Line Management Clerk classes. 19,585* of the 69,850 poll workers trained took and passed online training classes.

NURSING HOME PROGRAM Nursing home visits were unable to be made during 2020 due to the COVID-19 Pandemic. The Board of Elections mailed 21,840 absentee ballots to nursing home residents during the Primary, General and Special Elections.

EDO DEPARTMENT staff assists with educating voters on the BMD, Scanner and election procedures. They organize demonstrations of equipment when requested throughout the five boroughs as well as attend recruitment events for poll workers. In 2019, there were 18,976 poll workers recruited through various events and organizations.

Election Day Operations Cont'd

2020 POLL WORKER COVERAGE ANALYSIS

| Poll Worker Positions | Special Election 12th Council - 12/22/2020 | | | Special Council 37 Assembly 31 QN BP - 06/23/2020 | | | Primary Election 2020 - 06/23/2020 | | |
|--------------------------------|--|-----|-----|---|---|---|------------------------------------|-------|-------|
| | P | A | W | P | A | W | P | A | W |
| * | P | A | W | P | A | W | P | A | W |
| Accessibility Clerk | 104 | 102 | 88 | 0 | 0 | 0 | 4,135 | 3,768 | 3,050 |
| AD Poll Site Monitor | 4 | 4 | 4 | 0 | 0 | 0 | 288 | 159 | 182 |
| Affidavit Inspector | 72 | 72 | 70 | 0 | 0 | 0 | 2,178 | 2,011 | 1,711 |
| Bengali Interpreter | 0 | 0 | 0 | 0 | 0 | 0 | 323 | 266 | 235 |
| Chinese Interpreter | 0 | 0 | 0 | 0 | 0 | 0 | 3,062 | 2,089 | 1,771 |
| Coordinator | 130 | 130 | 124 | 0 | 0 | 0 | 3,122 | 2,832 | 2,760 |
| Custodian | 5 | 5 | 4 | 0 | 0 | 0 | 168 | 66 | 144 |
| Election Night Reporting Clerk | 12 | -24 | 11 | 0 | 0 | 0 | 32 | 26 | 27 |
| Field/Office/Zone Coordinator | 0 | 0 | 0 | 0 | 0 | 0 | 100 | 72 | 75 |
| Hindi Interpreter | 0 | 0 | 0 | 0 | 0 | 0 | 349 | 296 | 265 |
| Information Clerk | 97 | 95 | 74 | 0 | 0 | 0 | 3,333 | 2,925 | 2,505 |
| Inspector | 918 | 909 | 932 | 0 | 0 | 0 | 10,278 | 9,934 | 9,782 |
| Inspector - Relief | 72 | 68 | 63 | 0 | 0 | 0 | 5,946 | 3,894 | 2,086 |
| Inspector - Student (Full) | 0 | 0 | 0 | 0 | 0 | 0 | 153 | 47 | 35 |
| Inspector - Student (Peak) | 0 | 0 | 0 | 0 | 0 | 0 | 9 | 2 | 3 |
| Inspector BMD-Privacy Booth | 2 | 2 | 0 | 0 | 0 | 0 | 1,852 | 1,332 | 434 |
| Inspector Table | 144 | 144 | 135 | 0 | 0 | 0 | 10,804 | 8,966 | 8,739 |
| Inspector-Scanner | 142 | 141 | 86 | 0 | 0 | 0 | 4,734 | 3,678 | 2,578 |
| Korean Interpreter | 0 | 0 | 0 | 0 | 0 | 0 | 515 | 389 | 366 |
| Line Management Clerk | 86 | 74 | 43 | 0 | 0 | 0 | 0 | 0 | 0 |
| Peak Coverage Worker | 0 | 0 | 0 | 0 | 0 | 0 | 2 | 0 | 0 |
| Poll Clerk - Relief | 76 | 75 | 56 | 0 | 0 | 0 | 898 | 460 | 202 |
| Poll Clerk BMD | 48 | 48 | 30 | 0 | 0 | 0 | 526 | 297 | 175 |
| Poll Clerk Scanner | 24 | 24 | 14 | 0 | 0 | 0 | 194 | 99 | 85 |
| Spanish Interpreter | 97 | 97 | 86 | 0 | 0 | 0 | 2,385 | 2,119 | 1,888 |
| Stand By (2) | 0 | 0 | 0 | 0 | 0 | 0 | 0 | 0 | 0 |

* P = POSITIONS * A = ASSIGNED * W = WORKED

Election Day Operations Cont'd

2020 POLL WORKER COVERAGE ANALYSIS (CONTINUED)

| Poll Worker Positions | Presidential Primary Election 2020 - 06/23/2020 | | | General Election 2020 - 11/03/2020 | | | Borough President Queens County - 03/24/2020 | | |
|--------------------------------|---|--------|----|------------------------------------|--------|--------|--|-------|-----|
| | P | A | W | P | A | W | P | A | W |
| * | P | A | W | P | A | W | P | A | W |
| Accessibility Clerk | 1,694 | 260 | 2 | 4,467 | 4,268 | 4,180 | 422 | 378 | 23 |
| AD Poll Site Monitor | 334 | 46 | 20 | 342 | 301 | 306 | 72 | 29 | 0 |
| Affidavit Inspector | 2,602 | -815 | 2 | 2,686 | 2,275 | 2,148 | 648 | 540 | 143 |
| Bengali Interpreter | 300 | 0 | 0 | 303 | 286 | 259 | 318 | 284 | 47 |
| Chinese Interpreter | 2,246 | -304 | 0 | 2,811 | 2,298 | 2,240 | 982 | 841 | 112 |
| Coordinator | 3,164 | -30 | 8 | 3,339 | 3,197 | 3,142 | 675 | 648 | 85 |
| Custodian | 165 | 3 | 0 | 192 | 109 | 145 | 24 | 21 | 0 |
| Election Night Reporting Clerk | 316 | 95 | 0 | 300 | 252 | 238 | 64 | 31 | 0 |
| Field/Office/Zone Coordinator | 10 | 0 | 0 | 190 | 162 | 153 | 0 | 0 | 0 |
| Hindi Interpreter | 340 | 0 | 0 | 350 | 327 | 303 | 358 | 270 | 45 |
| Information Clerk | 3,320 | -202 | 1 | 4,427 | 3,877 | 3,687 | 504 | 420 | 77 |
| Inspector | 232 | -5,292 | 0 | 17,976 | 16,171 | 15,761 | 3,096 | 2,524 | 744 |
| Inspector - Relief | 3,116 | -480 | 0 | 2,676 | 2,600 | 1,997 | 192 | 189 | 0 |
| Inspector - Student (Full) | 139 | 1 | 0 | 1,438 | 719 | 437 | 0 | 0 | 0 |
| Inspector - Student (Peak) | 8 | 0 | 0 | 18 | 8 | 6 | 0 | 0 | 0 |
| Inspector BMD-Privacy Booth | 1,922 | 577 | 0 | 1,824 | 1,732 | 1,069 | 310 | 303 | 0 |
| Inspector Table | 11,300 | 4,033 | 21 | 11,264 | 10,930 | 12,142 | 1,788 | 1,728 | 0 |
| Inspector-Scanner | 6,384 | 2,287 | 9 | 7,916 | 7,621 | 7,842 | 1,286 | 1,263 | 0 |
| Korean Interpreter | 506 | 0 | 0 | 521 | 464 | 419 | 524 | 419 | 68 |
| Line Management Clerk | 0 | 0 | 0 | 11,589 | 10,065 | 10,600 | 0 | 0 | 0 |
| Peak Coverage Worker | 2 | 0 | 0 | 2 | 1 | 1 | 1 | 1 | 0 |
| Poll Clerk - Relief | 1,630 | 510 | 5 | 3,144 | 2,992 | 1,695 | 570 | 586 | 0 |
| Poll Clerk BMD | 660 | 236 | 2 | 726 | 676 | 464 | 272 | 269 | 0 |
| Poll Clerk Scanner | 250 | 90 | 2 | 224 | 209 | 165 | 100 | 101 | 0 |
| Spanish Interpreter | 1,960 | 9 | 1 | 2,612 | 2,536 | 2,617 | 574 | 505 | 78 |
| Stand By (2) | 0 | 0 | 0 | 1,000 | 955 | 211 | 0 | 0 | 0 |

* P = POSITIONS * A = ASSIGNED * W = WORKED

Election Day Operations Cont'd

1ST TIME POLL WORKERS IN 2020 — Borough President Queens County - 03/24/2020

| County | Worked | First Timers |
|--------|--------|--------------|
| Queens | 1,381 | 35 |

1ST TIME POLL WORKERS IN 2020 — Primary Election 2020 - 06/23/2020

| County | Worked | First Timers |
|---------------|--------|--------------|
| Manhattan | 6,772 | 212 |
| Bronx | 5,095 | 166 |
| Brooklyn | 13,060 | 451 |
| Queens | 10,032 | 282 |
| Staten Island | 3,873 | 139 |

1ST TIME POLL WORKERS IN 2020 — General Election 2020 - 11/03/2020

| County | Worked | First Timers |
|---------------|--------|--------------|
| Manhattan | 16,384 | 6,873 |
| Bronx | 11,078 | 2,851 |
| Brooklyn | 24,095 | 8,241 |
| Queens | 15,554 | 4,871 |
| Staten Island | 5,304 | 1,024 |

1ST TIME POLL WORKERS IN 2020 — Special Election 12th Council - 12/22/2020

| County | Worked | First Timers |
|--------|--------|--------------|
| Bronx | 1,960 | 6 |

Election Day Operations Cont'd

2020 BOE / COUNTY POLL WORKERS — Borough President Queens County - 03/24/2020

| County | Appointed by | Workers |
|--------|--------------|---------|
| Queens | County | 767 |
| Queens | BoE | 696 |

2020 BOE / COUNTY POLL WORKERS — Primary Election 2020 - 06/23/2020

| County | Appointed by | Workers |
|---------------|--------------|---------|
| Manhattan | County | 1,754 |
| Manhattan | BoE | 5,126 |
| Bronx | County | 3,456 |
| Bronx | BoE | 2,039 |
| Brooklyn | County | 7,243 |
| Brooklyn | BoE | 6,028 |
| Queens | County | 3,962 |
| Queens | BoE | 6,158 |
| Staten Island | County | 631 |
| Staten Island | BoE | 3,264 |

2020 BOE / COUNTY POLL WORKERS — Special Election 12th Council - 12/22/2020

| County | Appointed by | Workers |
|--------|--------------|---------|
| Bronx | County | 1,464 |
| Bronx | BoE | 498 |

2020 BOE / COUNTY POLL WORKERS — General Election 2020 - 11/03/2020*

| County | Appointed by | Workers |
|---------------|--------------|---------|
| Manhattan | County | 2,613 |
| Manhattan | BoE | 13,964 |
| Bronx | County | 5,401 |
| Bronx | BoE | 5,712 |
| Brooklyn | County | 10,485 |
| Brooklyn | BoE | 13,878 |
| Queens | County | 4,502 |
| Queens | BoE | 11,074 |
| Staten Island | County | 786 |
| Staten Island | BoE | 4,536 |

*Includes Early Voting Totals

Election Day Operations Cont'd

OF INTERPRETERS, LOCATIONS & COST PER ELECTION

| | | Primary Election 06/23/20 | General Election 11/03/20 | 12th Council Special 12/22/20 |
|----------------------|-------------------|------------------------------|------------------------------|----------------------------------|
| Manhattan | # OF LOCATIONS | 153 | 223 | N/A |
| | # OF INTERPRETERS | 643 | 1,163 | N/A |
| | COST | \$160,750.00 | \$290,750.00 | N/A |
| Bronx | # OF LOCATIONS | 103 | 164 | 18 |
| | # OF INTERPRETERS | 212 | 464 | 87 |
| | COST | \$53,000.00 | \$116,000.00 | \$21,750.00 |
| Brooklyn | # OF LOCATIONS | 281 | 335 | N/A |
| | # OF INTERPRETERS | 1,427 | 1,718 | N/A |
| | COST | \$356,750.00 | \$429,500.00 | N/A |
| Queens | # OF LOCATIONS | 258 | 262 | N/A |
| | # OF INTERPRETERS | 2,040 | 2,281 | N/A |
| | COST | \$510,000.00 | \$570,250.00 | N/A |
| Staten Island | # OF LOCATIONS | 43 | 49 | N/A |
| | # OF INTERPRETERS | 203 | 212 | N/A |
| | COST | \$50,750.00 | \$53,000.00 | N/A |

Election Day Operations Cont'd

2020 VACANCY SUMMARY

| Election | Inspector Vacancy | # of Positions | % Vacant |
|--------------------------------------|-------------------|----------------|----------|
| Primary Election - 06/23/20 | | | |
| Manhattan | 2,646 | 5,336 | 49.59% |
| Bronx | 1,353 | 3,240 | 41.76% |
| Brooklyn | 3,115 | 7,644 | 40.75% |
| Queens | 2,486 | 5,622 | 44.22% |
| Staten Island | 451 | 1,384 | 32.59% |
| General Election - 11/03/20 | | | |
| Manhattan | 388 | 5,838 | 6.65% |
| Bronx | 632 | 4,310 | 14.66% |
| Brooklyn | 931 | 8,498 | 10.96% |
| Queens | 672 | 6,406 | 10.49% |
| Staten Island | 154 | 1,570 | 9.81% |
| 12th Council Special 12/22/20 | | | |
| Bronx | 97 | 436 | 22.25% |

Election Day Operations Cont'd

2020 POLL WORKER TEST PASSING RATE — Presidential Primary Election 2020 - 06/23/2020

| County | Worked | Passed |
|-----------|--------|--------|
| Manhattan | 24 | 24 |
| Bronx | 32 | 32 |
| Brooklyn | 5 | 5 |
| Queens | 9 | 9 |

2020 POLL WORKER TEST PASSING RATE — Special Election 12th Council - 12/22/2020

| County | Worked | Passed |
|--------|--------|--------|
| Bronx | 494 | 494 |

2020 POLL WORKER TEST PASSING RATE — Primary Election 2020 - 06/23/2020

| County | Worked | Passed |
|---------------|--------|--------|
| Manhattan | 3,331 | 3,331 |
| Bronx | 2,531 | 2,528 |
| Brooklyn | 5,872 | 5,865 |
| Queens | 4,503 | 4,501 |
| Staten Island | 1,207 | 1,207 |

2020 POLL WORKER TEST PASSING RATE — General Election 2020 - 11/03/2020

| County | Worked | Passed |
|---------------|--------|--------|
| Manhattan | 8,899 | 8,872 |
| Bronx | 5,515 | 5,510 |
| Brooklyn | 12,030 | 11,969 |
| Queens | 8,751 | 8,751 |
| Staten Island | 1,994 | 1,993 |

2020 POLL WORKER COMPLAINTS BY CATEGORY

| Borough | Complaints That Poll Workers Were Rude/Behavior | Complaints That Poll Workers Were Not Following Procedure |
|---------------|---|---|
| Manhattan | 33 | 29 |
| Bronx | 40 | 36 |
| Brooklyn | 35 | 52 |
| Queens | 14 | 9 |
| Staten Island | 2 | 6 |
| Total | 124 | 132 |

Election Day Operations Cont'd

2020 STANDBY USAGE — Borough President Queens County - 03/24/2020

| County | Worked | Dispatched |
|--------|--------|------------|
| Queens | 28 | 3 |

2020 STANDBY USAGE — Primary Election 2020 - 06/23/2020

| County | Worked | Dispatched |
|----------|--------|------------|
| Bronx | 79 | 79 |
| Brooklyn | 3 | 3 |
| Queens | 123 | 106 |

2020 STANDBY USAGE — General Election 2020 - 11/03/2020

| County | Worked | Dispatched |
|---------------|--------|------------|
| Manhattan | 540 | 520 |
| Bronx | 480 | 166 |
| Brooklyn | 520 | 450 |
| Queens | 296 | 287 |
| Staten Island | 10 | 10 |

2020 STANDBY USAGE — Special Election 12th Council - 12/22/2020

| County | Worked | Dispatched |
|--------|--------|------------|
| Bronx | 38 | 36 |

Election Day Operations Cont'd

2020 POLL WORKER APPLICATIONS RECEIVED

| Poll Worker Application Source | County | Apps | Tested | % |
|--|--------|--------|--------|-----|
| 10/2018 Ads | BX | 0 | 0 | 0 |
| 10/2018 Ads | KG | 0 | 0 | 0 |
| 10/2018 Ads | NY | 5 | 2 | 40 |
| 10/2018 Ads | QN | 0 | 0 | 0 |
| 10/2018 Ads | RH | 0 | 0 | 0 |
| B-EDO | BX | 0 | 0 | 0 |
| B-EDO | KG | 337 | 102 | 30 |
| B-EDO | NY | 2 | 1 | 50 |
| B-EDO | QN | 3 | 1 | 33 |
| B-EDO | RH | 0 | 0 | 0 |
| BOE Outreach | BX | 0 | 0 | 0 |
| BOE Outreach | KG | 1 | 0 | 0 |
| BOE Outreach | NY | 0 | 0 | 0 |
| BOE Outreach | QN | 0 | 0 | 0 |
| BOE Outreach | RH | 0 | 0 | 0 |
| BX BOE | BX | 430 | 226 | 53 |
| BX BOE | KG | 0 | 0 | 0 |
| BX BOE | NY | 0 | 0 | 0 |
| BX BOE | QN | 0 | 0 | 0 |
| BX BOE | RH | 0 | 0 | 0 |
| Community Organization | BX | 1 | 1 | 100 |
| Community Organization | KG | 32 | 1 | 3 |
| Community Organization | NY | 2 | 0 | 0 |
| Community Organization | QN | 3 | 3 | 100 |
| Community Organization | RH | 0 | 0 | 0 |
| Community-Mail | BX | 22 | 7 | 32 |
| Community-Mail | KG | 83 | 21 | 25 |
| Community-Mail | NY | 149 | 65 | 44 |
| Community-Mail | QN | 176 | 49 | 28 |
| Community-Mail | RH | 2 | 2 | 100 |
| County Organization | BX | 128 | 96 | 75 |
| County Organization | KG | 168 | 80 | 48 |
| County Organization | NY | 11 | 8 | 73 |
| County Organization | QN | 102 | 62 | 61 |
| County Organization | RH | 21 | 9 | 43 |
| Deputized | BX | 0 | 0 | 0 |
| Deputized | KG | 10 | 2 | 20 |
| Deputized | NY | 2 | 0 | 0 |
| Deputized | QN | 0 | 0 | 0 |
| Deputized | RH | 0 | 0 | 0 |
| Direct Mailing | BX | 3 | 3 | 100 |
| Direct Mailing | KG | 1 | 1 | 100 |
| Direct Mailing | NY | 108 | 65 | 60 |
| Direct Mailing | QN | 214 | 88 | 41 |
| Direct Mailing | RH | 1 | 1 | 100 |
| ElectionDayWorker.com | BX | 4,284 | 1,900 | 44 |
| ElectionDayWorker.com | KG | 21,487 | 7,951 | 37 |
| ElectionDayWorker.com | NY | 11,865 | 6,274 | 53 |
| ElectionDayWorker.com | QN | 7,605 | 3,830 | 50 |
| ElectionDayWorker.com | RH | 1,070 | 576 | 54 |
| ElectionDayWorker.com via 10/2018 Ads | BX | 1,076 | 585 | 54 |
| ElectionDayWorker.com via 10/2018 Ads | KG | 5,805 | 2,896 | 50 |
| ElectionDayWorker.com via 10/2018 Ads | NY | 3,085 | 1,863 | 60 |
| ElectionDayWorker.com via 10/2018 Ads | QN | 2,467 | 1,411 | 57 |
| ElectionDayWorker.com via 10/2018 Ads | RH | 361 | 221 | 61 |
| ElectionDayWorker.com via 2018InterpreterDigitalLink | BX | 1 | 1 | 100 |

| Poll Worker Application Source | County | Apps | Tested | % |
|--|--------|------|--------|-----|
| ElectionDayWorker.com via 2018InterpreterDigitalLink | KG | 0 | 0 | 0 |
| ElectionDayWorker.com via 2018InterpreterDigitalLink | NY | 0 | 0 | 0 |
| ElectionDayWorker.com via 2018InterpreterDigitalLink | QN | 2 | 2 | 100 |
| ElectionDayWorker.com via 2018InterpreterDigitalLink | RH | 0 | 0 | 0 |
| ElectionDayWorker.com via B-EDO | BX | 0 | 0 | 0 |
| ElectionDayWorker.com via B-EDO | KG | 130 | 89 | 68 |
| ElectionDayWorker.com via B-EDO | NY | 0 | 0 | 0 |
| ElectionDayWorker.com via B-EDO | QN | 1 | 1 | 100 |
| ElectionDayWorker.com via B-EDO | RH | 1 | 0 | 0 |
| ElectionDayWorker.com via BOE Outreach | BX | 0 | 0 | 0 |
| ElectionDayWorker.com via BOE Outreach | KG | 2 | 0 | 0 |
| ElectionDayWorker.com via BOE Outreach | NY | 1 | 1 | 100 |
| ElectionDayWorker.com via BOE Outreach | QN | 0 | 0 | 0 |
| ElectionDayWorker.com via BOE Outreach | RH | 0 | 0 | 0 |
| ElectionDayWorker.com via BX BOE | BX | 45 | 32 | 71 |
| ElectionDayWorker.com via BX BOE | KG | 0 | 0 | 0 |
| ElectionDayWorker.com via BX BOE | NY | 0 | 0 | 0 |
| ElectionDayWorker.com via BX BOE | QN | 0 | 0 | 0 |
| ElectionDayWorker.com via BX BOE | RH | 0 | 0 | 0 |
| ElectionDayWorker.com via Community Organization | BX | 2 | 0 | 0 |
| ElectionDayWorker.com via Community Organization | KG | 16 | 10 | 63 |
| ElectionDayWorker.com via Community Organization | NY | 0 | 0 | 0 |
| ElectionDayWorker.com via Community Organization | QN | 3 | 3 | 100 |
| ElectionDayWorker.com via Community Organization | RH | 0 | 0 | 0 |
| ElectionDayWorker.com via Community-Mail | BX | 1 | 0 | 0 |
| ElectionDayWorker.com via Community-Mail | KG | 53 | 28 | 53 |
| ElectionDayWorker.com via Community-Mail | NY | 21 | 16 | 76 |
| ElectionDayWorker.com via Community-Mail | QN | 38 | 30 | 79 |
| ElectionDayWorker.com via Community-Mail | RH | 0 | 0 | 0 |
| ElectionDayWorker.com via County Organization | BX | 19 | 15 | 79 |
| ElectionDayWorker.com via County Organization | KG | 225 | 203 | 90 |
| ElectionDayWorker.com via County Organization | NY | 21 | 21 | 100 |
| ElectionDayWorker.com via County Organization | QN | 26 | 22 | 85 |
| ElectionDayWorker.com via County Organization | RH | 19 | 14 | 74 |
| ElectionDayWorker.com via CUNY | BX | 1 | 0 | 0 |
| ElectionDayWorker.com via CUNY | KG | 2 | 1 | 50 |
| ElectionDayWorker.com via CUNY | NY | 1 | 1 | 100 |
| ElectionDayWorker.com via CUNY | QN | 3 | 1 | 33 |
| ElectionDayWorker.com via CUNY | RH | 1 | 1 | 100 |
| ElectionDayWorker.com via CUNY Student | BX | 54 | 22 | 41 |
| ElectionDayWorker.com via CUNY Student | KG | 29 | 10 | 34 |
| ElectionDayWorker.com via CUNY Student | NY | 16 | 11 | 69 |
| ElectionDayWorker.com via CUNY Student | QN | 34 | 16 | 47 |
| ElectionDayWorker.com via CUNY Student | RH | 5 | 4 | 80 |
| ElectionDayWorker.com via Department of Education | BX | 1 | 1 | 100 |
| ElectionDayWorker.com via Department of Education | KG | 2 | 0 | 0 |
| ElectionDayWorker.com via Department of Education | NY | 0 | 0 | 0 |
| ElectionDayWorker.com via Department of Education | QN | 0 | 0 | 0 |
| ElectionDayWorker.com via Department of Education | RH | 0 | 0 | 0 |
| ElectionDayWorker.com via Deputized | BX | 0 | 0 | 100 |
| ElectionDayWorker.com via Deputized | KG | 1 | 1 | 100 |
| ElectionDayWorker.com via Deputized | NY | 1 | 1 | 100 |
| ElectionDayWorker.com via Deputized | QN | 0 | 0 | 0 |
| ElectionDayWorker.com via Deputized | RH | 0 | 0 | 0 |
| ElectionDayWorker.com via Direct Mailing | BX | 0 | 0 | 0 |
| ElectionDayWorker.com via Direct Mailing | KG | 1 | 0 | 0 |

Election Day Operations Cont'd

2020 POLL WORKER APPLICATIONS RECEIVED (CONTINUED)

| Poll Worker Application Source | County | Apps | Tested | % |
|---|--------|------|--------|-----|
| ElectionDayWorker.com via Direct Mailing | NY | 17 | 12 | 71 |
| ElectionDayWorker.com via Direct Mailing | QN | 165 | 105 | 64 |
| ElectionDayWorker.com via Direct Mailing | RH | 0 | 0 | 0 |
| ElectionDayWorker.com via EDOTransDepartment | BX | 0 | 0 | 0 |
| ElectionDayWorker.com via EDOTransDepartment | KG | 0 | 0 | 0 |
| ElectionDayWorker.com via EDOTransDepartment | NY | 1 | 1 | 100 |
| ElectionDayWorker.com via EDOTransDepartment | QN | 0 | 0 | 0 |
| ElectionDayWorker.com via EDOTransDepartment | RH | 0 | 0 | 0 |
| ElectionDayWorker.com via Facebook Ad | BX | 1 | 0 | 0 |
| ElectionDayWorker.com via Facebook Ad | KG | 2 | 0 | 0 |
| ElectionDayWorker.com via Facebook Ad | NY | 1 | 0 | 0 |
| ElectionDayWorker.com via Facebook Ad | QN | 1 | 0 | 0 |
| ElectionDayWorker.com via Facebook Ad | RH | 0 | 0 | 0 |
| ElectionDayWorker.com via High School 2019 | BX | 0 | 0 | 0 |
| ElectionDayWorker.com via High School 2019 | KG | 1 | 0 | 0 |
| ElectionDayWorker.com via High School 2019 | NY | 0 | 0 | 0 |
| ElectionDayWorker.com via High School 2019 | QN | 0 | 0 | 0 |
| ElectionDayWorker.com via High School 2019 | RH | 0 | 0 | 0 |
| ElectionDayWorker.com via High School 2020 | BX | 0 | 0 | 0 |
| ElectionDayWorker.com via High School 2020 | KG | 61 | 45 | 74 |
| ElectionDayWorker.com via High School 2020 | NY | 0 | 0 | 0 |
| ElectionDayWorker.com via High School 2020 | QN | 2 | 2 | 100 |
| ElectionDayWorker.com via High School 2020 | RH | 13 | 12 | 92 |
| ElectionDayWorker.com via High School Student | BX | 0 | 0 | 0 |
| ElectionDayWorker.com via High School Student | KG | 4 | 2 | 50 |
| ElectionDayWorker.com via High School Student | NY | 0 | 0 | 0 |
| ElectionDayWorker.com via High School Student | QN | 4 | 3 | 75 |
| ElectionDayWorker.com via High School Student | RH | 0 | 0 | 0 |
| ElectionDayWorker.com via HPWA-CUNY | BX | 0 | 0 | 0 |
| ElectionDayWorker.com via HPWA-CUNY | KG | 2 | 1 | 50 |
| ElectionDayWorker.com via HPWA-CUNY | NY | 0 | 0 | 0 |
| ElectionDayWorker.com via HPWA-CUNY | QN | 0 | 0 | 0 |
| ElectionDayWorker.com via HPWA-CUNY | RH | 0 | 0 | 0 |
| ElectionDayWorker.com via Interpreter Print Ad | BX | 0 | 0 | 0 |
| ElectionDayWorker.com via Interpreter Print Ad | KG | 0 | 0 | 0 |
| ElectionDayWorker.com via Interpreter Print Ad | NY | 0 | 0 | 0 |
| ElectionDayWorker.com via Interpreter Print Ad | QN | 1 | 1 | 100 |
| ElectionDayWorker.com via Interpreter Print Ad | RH | 0 | 0 | 0 |
| ElectionDayWorker.com via KG BOE | BX | 0 | 0 | 0 |
| ElectionDayWorker.com via KG BOE | KG | 7 | 6 | 86 |
| ElectionDayWorker.com via KG BOE | NY | 0 | 0 | 0 |
| ElectionDayWorker.com via KG BOE | QN | 0 | 0 | 0 |
| ElectionDayWorker.com via KG BOE | RH | 0 | 0 | 0 |
| ElectionDayWorker.com via Madison Square Garden | BX | 2 | 1 | 50 |
| ElectionDayWorker.com via Madison Square Garden | KG | 8 | 2 | 25 |
| ElectionDayWorker.com via Madison Square Garden | NY | 1 | 1 | 100 |
| ElectionDayWorker.com via Madison Square Garden | QN | 8 | 3 | 38 |
| ElectionDayWorker.com via Madison Square Garden | RH | 0 | 0 | 0 |
| ElectionDayWorker.com via MTA Bus and Train Ad Campaign | BX | 82 | 15 | 18 |
| ElectionDayWorker.com via MTA Bus and Train Ad Campaign | KG | 43 | 14 | 33 |
| ElectionDayWorker.com via MTA Bus and Train Ad Campaign | NY | 25 | 13 | 52 |
| ElectionDayWorker.com via MTA Bus and Train Ad Campaign | QN | 25 | 14 | 56 |
| ElectionDayWorker.com via MTA Bus and Train Ad Campaign | RH | 6 | 4 | 67 |
| ElectionDayWorker.com via Newspaper Ad | BX | 8 | 0 | 0 |
| ElectionDayWorker.com via Newspaper Ad | KG | 0 | 0 | 0 |
| ElectionDayWorker.com via Newspaper Ad | NY | 1 | 1 | 100 |

| Poll Worker Application Source | County | Apps | Tested | % |
|--|--------|------|--------|-----|
| ElectionDayWorker.com via Newspaper Ad | QN | 4 | 2 | 50 |
| ElectionDayWorker.com via Newspaper Ad | RH | 0 | 0 | 0 |
| ElectionDayWorker.com via NY BOE | BX | 0 | 0 | 0 |
| ElectionDayWorker.com via NY BOE | KG | 4 | 0 | 0 |
| ElectionDayWorker.com via NY BOE | NY | 9 | 8 | 89 |
| ElectionDayWorker.com via NY BOE | QN | 0 | 0 | 0 |
| ElectionDayWorker.com via NY BOE | RH | 0 | 0 | 0 |
| ElectionDayWorker.com via NYC.gov | BX | 0 | 0 | 0 |
| ElectionDayWorker.com via NYC.gov | KG | 1 | 1 | 100 |
| ElectionDayWorker.com via NYC.gov | NY | 1 | 0 | 0 |
| ElectionDayWorker.com via NYC.gov | QN | 1 | 0 | 0 |
| ElectionDayWorker.com via NYC.gov | RH | 0 | 0 | 0 |
| ElectionDayWorker.com via Other | BX | 2 | 0 | 0 |
| ElectionDayWorker.com via Other | KG | 24 | 20 | 83 |
| ElectionDayWorker.com via Other | NY | 13 | 4 | 31 |
| ElectionDayWorker.com via Other | QN | 7 | 7 | 100 |
| ElectionDayWorker.com via Other | RH | 0 | 0 | 0 |
| ElectionDayWorker.com via Phone Bank | BX | 0 | 0 | 0 |
| ElectionDayWorker.com via Phone Bank | KG | 1 | 1 | 100 |
| ElectionDayWorker.com via Phone Bank | NY | 0 | 0 | 0 |
| ElectionDayWorker.com via Phone Bank | QN | 1 | 1 | 100 |
| ElectionDayWorker.com via Phone Bank | RH | 0 | 0 | 0 |
| ElectionDayWorker.com via Registration | BX | 0 | 0 | 0 |
| ElectionDayWorker.com via Registration | KG | 6 | 5 | 83 |
| ElectionDayWorker.com via Registration | NY | 0 | 0 | 0 |
| ElectionDayWorker.com via Registration | QN | 0 | 0 | 0 |
| ElectionDayWorker.com via Registration | RH | 0 | 0 | 0 |
| ElectionDayWorker.com via RH BOE | BX | 0 | 0 | 0 |
| ElectionDayWorker.com via RH BOE | KG | 0 | 0 | 0 |
| ElectionDayWorker.com via RH BOE | NY | 0 | 0 | 0 |
| ElectionDayWorker.com via RH BOE | QN | 0 | 0 | 0 |
| ElectionDayWorker.com via RH BOE | RH | 6 | 5 | 83 |
| ElectionDayWorker.com via RH18 | BX | 0 | 0 | 0 |
| ElectionDayWorker.com via RH18 | KG | 0 | 0 | 0 |
| ElectionDayWorker.com via RH18 | NY | 0 | 0 | 0 |
| ElectionDayWorker.com via RH18 | QN | 0 | 0 | 0 |
| ElectionDayWorker.com via RH18 | RH | 4 | 3 | 75 |
| ElectionDayWorker.com via Section 203 | BX | 0 | 0 | 0 |
| ElectionDayWorker.com via Section 203 | KG | 2 | 0 | 0 |
| ElectionDayWorker.com via Section 203 | NY | 0 | 0 | 0 |
| ElectionDayWorker.com via Section 203 | QN | 0 | 0 | 0 |
| ElectionDayWorker.com via Section 203 | RH | 0 | 0 | 0 |
| ElectionDayWorker.com via State Board of Elections | BX | 1 | 0 | 0 |
| ElectionDayWorker.com via State Board of Elections | KG | 1 | 0 | 0 |
| ElectionDayWorker.com via State Board of Elections | NY | 0 | 0 | 0 |
| ElectionDayWorker.com via State Board of Elections | QN | 1 | 1 | 100 |
| ElectionDayWorker.com via State Board of Elections | RH | 0 | 0 | 0 |
| ElectionDayWorker.com via Voter Information Notice | BX | 11 | 4 | 36 |
| ElectionDayWorker.com via Voter Information Notice | KG | 11 | 6 | 55 |
| ElectionDayWorker.com via Voter Information Notice | NY | 8 | 5 | 63 |
| ElectionDayWorker.com via Voter Information Notice | QN | 16 | 8 | 50 |
| ElectionDayWorker.com via Voter Information Notice | RH | 0 | 0 | 0 |
| ElectionDayWorker.com via Web Site | BX | 467 | 163 | 63 |
| ElectionDayWorker.com via Web Site | KG | 280 | 119 | 43 |
| ElectionDayWorker.com via Web Site | NY | 156 | 80 | 51 |
| ElectionDayWorker.com via Web Site | QN | 262 | 102 | 39 |

Election Day Operations Cont'd

2020 POLL WORKER APPLICATIONS RECEIVED (CONTINUED)

| Poll Worker Application Source | County | Apps | Tested | % |
|---|--------|------|--------|-----|
| ElectionDayWorker.com via Web Site | RH | 37 | 27 | 73 |
| ElectionDayWorker.com via whosontheballot.org | BX | 0 | 0 | 0 |
| ElectionDayWorker.com via whosontheballot.org | KG | 0 | 0 | 0 |
| ElectionDayWorker.com via whosontheballot.org | NY | 0 | 0 | 0 |
| ElectionDayWorker.com via whosontheballot.org | QN | 1 | 0 | 0 |
| ElectionDayWorker.com via whosontheballot.org | RH | 0 | 0 | 0 |
| High School 2019 | BX | 0 | 0 | 0 |
| High School 2019 | KG | 2 | 1 | 50 |
| High School 2019 | NY | 1 | 0 | 0 |
| High School 2019 | QN | 0 | 0 | 0 |
| High School 2019 | RH | 0 | 0 | 0 |
| High School 2020 | BX | 29 | 16 | 55 |
| High School 2020 | KG | 53 | 27 | 51 |
| High School 2020 | NY | 29 | 19 | 66 |
| High School 2020 | QN | 64 | 50 | 78 |
| High School 2020 | RH | 7 | 6 | 86 |
| High School Student | BX | 0 | 0 | 0 |
| High School Student | KG | 4 | 3 | 75 |
| High School Student | NY | 3 | 2 | 66 |
| High School Student | QN | 19 | 12 | 63 |
| High School Student | RH | 0 | 0 | 0 |
| HPWA | BX | 0 | 0 | 0 |
| HPWA | KG | 1 | 1 | 100 |
| HPWA | NY | 0 | 0 | 0 |
| HPWA | QN | 0 | 0 | 0 |
| HPWA | RH | 0 | 0 | 0 |
| KG BOE | BX | 1 | 1 | 100 |
| KG BOE | KG | 11 | 7 | 64 |
| KG BOE | NY | 0 | 0 | 0 |
| KG BOE | QN | 0 | 0 | 0 |
| KG BOE | RH | 0 | 0 | 0 |
| NY BOE | BX | 0 | 0 | 0 |
| NY BOE | KG | 8 | 1 | 13 |
| NY BOE | NY | 50 | 35 | 70 |
| NY BOE | QN | 0 | 0 | 0 |
| NY BOE | RH | 0 | 0 | 0 |
| Other | BX | 39 | 18 | 46 |
| Other | KG | 73 | 14 | 19 |
| Other | NY | 21 | 2 | 10 |
| Other | QN | 53 | 34 | 64 |
| Other | RH | 0 | 0 | 0 |
| Phone Bank | BX | 2 | 0 | 0 |
| Phone Bank | KG | 2 | 0 | 0 |
| Phone Bank | NY | 1 | 1 | 100 |
| Phone Bank | QN | 4 | 1 | 25 |
| Phone Bank | RH | 0 | 0 | 0 |
| QN BOE | BX | 0 | 0 | 0 |
| QN BOE | KG | 0 | 0 | 0 |
| QN BOE | NY | 0 | 0 | 0 |
| QN BOE | QN | 3 | 1 | 33 |
| QN BOE | RH | 0 | 0 | 0 |
| Registration | BX | 0 | 0 | 0 |
| Registration | KG | 17 | 9 | 53 |
| Registration | NY | 7 | 1 | 14 |
| Registration | QN | 1 | 0 | 0 |
| Registration | RH | 0 | 0 | 0 |

| Poll Worker Application Source | County | Apps | Tested | % |
|--------------------------------|--------|------|--------|----|
| RH BOE | BX | 0 | 0 | 0 |
| RH BOE | KG | 0 | 0 | 0 |
| RH BOE | NY | 0 | 0 | 0 |
| RH BOE | QN | 0 | 0 | 0 |
| RH BOE | RH | 40 | 22 | 55 |
| RH18 | BX | 0 | 0 | 0 |
| RH18 | KG | 0 | 0 | 0 |
| RH18 | NY | 0 | 0 | 0 |
| RH18 | QN | 0 | 0 | 0 |
| RH18 | RH | 20 | 14 | 70 |
| Section 203 | BX | 0 | 0 | 0 |
| Section 203 | KG | 2 | 0 | 0 |
| Section 203 | NY | 0 | 0 | 0 |
| Section 203 | QN | 0 | 0 | 0 |
| Section 203 | RH | 0 | 0 | 0 |

Voting Equipment Operations Unit/Poll Site Management



CARLOS RODRIGUEZ
Chief Voting Machine Technician

VOTING MACHINE FACILITIES:

The Voting Equipment Operation Unit (VEOU) maintains responsibility and coordinates for the management, security, testing, maintenance and custody of voting equipment at each borough in the City of New York. The Voting Machine Facilities (VMF) staff in all boroughs apply themselves to enhance the efficiency and preparation of Scanners, ED Carts, Privacy Booths, E-poll Books, Ballot on Demand Stations and BMDs equipment during each Election. The average time to test and prepare the Scanners and BMDs for each Election event averages between 30 to 45 minutes per device.

Voting Equipment Operations Unit/Poll Site Management Cont'd

Each VMF prepared and deployed all the equipment required for the June 23rd, 2020 Primary Election, November 3rd General Election & Special Election 12th Council District and Early Voting as follows:

| Election | DS 200 Scanners | Ballot Marking Device | ED Transportation Carts | Privacy Booths | E-Poll Books/BOD |
|--|-----------------|-----------------------|-------------------------|----------------|------------------|
| June 23rd, 2020, Primary Election - Citywide | 2,782 | 1,395 | 5,735 | 6,749 | 7,469 |
| November 3rd, 2020, General Election | 4,434 | 1,449 | 5,808 | 19,210 | 8,300 |
| December 22nd, 2020, Special Election 12th Council District – Bronx only | 117 | 38 | 82 | 361 | 165 |

During 2020, the VMF staff with the assistance of ES&S addressed equipment problems during Elections Days within an average of 15 to 60 minutes. The Board of Elections received calls and replaced on Election Days the following Scanners and Ballot Marking Devices:

| Election | DS 200 Scanners | | | Ballot Marking Devices | | |
|--|-----------------|----------|------------|------------------------|----------|------------|
| | Calls | Replaced | | Calls | Replaced | |
| | | Number | Percentage | | Number | Percentage |
| June 23rd, 2020, Primary Election - Citywide | 628 | 20 | 0.8% | 217 | 13 | 1.05% |
| November 3rd, 2020, General Election | 708 | 28 | 0.68% | 295 | 29 | 2.27% |
| December 22nd, 2020, Special Election 12th Council District – Bronx only | 3 | 0 | 0% | 0 | 0 | 0% |

Note: Every poll site received at least one Ballot Marking Device (AutoMARK) and two DS200 scanners.

In addition, the Board of Elections received and documented the following Election Day Calls:

| Election | Poll site | Poll Workers | Supplies | Procedure Question | ED Supply Carts | E-Poll Book |
|--|-----------|--------------|----------|--------------------|-----------------|-------------|
| June 23rd, 2020, Primary Election - Citywide | 279 | 577 | 973 | 26 | 23 | 108 |
| November 3rd, 2020, General Election | 355 | 669 | 2,851 | 46 | 40 | 133 |
| December 22nd, 2020, Special Election 12th Council District – Bronx only | 4 | 11 | 7 | 0 | 0 | 0 |

Voting Equipment Operations Unit / Poll Site Management Cont'd

Poll sites that began processing voters after 6:00 am on Election Day:

| Election | Pollsite | Open on Time | | Open Late | |
|--|----------|--------------|------------|-----------|------------|
| | | Number | Percentage | Number | Percentage |
| June 23rd, 2020, Primary Election - Citywide | 1,166 | 1,156 | 99.15% | 10 | 0.85% |
| November 3rd, 2020, General Election | 1,198 | 1,153 | 96.25% | 45 | 3.75% |
| December 22nd, 2020, Special Election 12th Council District – Bronx only | 25 | 24 | 96.00% | 1 | 4.0% |

The General Office VEOU throughout the year continued to provide all the reports, supplies and technical support required by the Voting Machine Facilities staff in all five boroughs.

POLL SITES

Among the 2020, VEOU-Poll Site Division accomplishments are:

- In conjunction with the ADA unit, coordinated efforts to make polling sites, paths of travel, entrances, exits, and voting areas accessible for individuals with disabilities.
- Ensured that each polling site contained sufficient square footage, visible accessible entrances, were technology friendly and reliable. Developed schematics for accessing polling sites and floor plans that detailed the placement of the Election equipment in accordance with ADA requirements.
- Coordinated and collaborated in the successful Early Voting implementation at all designated poll sites. VEOU-Poll Site division also ensured the proper deployment of equipment at the 88 early voting poll sites. Generators were acquired and installed at 56 early voting sites to accommodate electrical demands due to the continued use of ballot on demand station, E-poll Books and cradle points.
- Electrical outlets were updated or replaced at various NYCHA poll sites throughout the city.
- Participated in the development of poll sites' COVID-19 protocols implemented throughout the city.
- Poll workers were provided with appropriate Personal Protective Equipment and upon closing of the polls (where applicable) poll sites were sanitized by an approved vendor.

Ramp Unit



SUSAN M. CAICEDO
Voting Equipment Operation (VEOU)

The ramp unit is responsible to ensure that all polling sites have the necessary equipment to comply with ADA regulations in order to make them fully accessible to voters with disabilities. Working closely with the Board of Elections (BOE) survey departments in each of the five boroughs and in conjunction with the ADA Coordinators, we construct each site that requires equipment as recommended by Evan Terry and Associates (ETA) to make the sites accessible.

We currently have seventeen vendors who store, transport, and install the ADA equipment for more than six hundred and thirty sites that are broken down into geographic zones within each borough. Equipment can range from mats and simple ramp setups to much more complicated ramp systems requiring multiple ramp runs, landings, and possible Vertical Platform Lifts (VPL). These vendors are responsible to begin setup of equipment the day before an Election and complete the installations by 6am on Election Day. We will also make arrangements with some sites to install the weekend preceding the Election when the install is complicated and requires many hours to install. They are also required to attend training class prior to each Election on the proper installation of the ramp equipment and understanding of ADA compliancy. The vendors are also trained and certified to operate the VPL, which requires two operators at all times, one at the top and one at the bottom of the lift.

With the addition of Early Voting, the vendors are also responsible to install any equipment that is necessary to make these sites compliant. They will also monitor this equipment a minimum of twice daily for the full nine days of early voting to ensure that the equipment remains secure and compliant.

The ramp unit will also meet periodically with the two ramp equipment vendors, National Ramp and EZ Access, to discuss and develop new equipment options to meet the needs of the polling site where standard equipment may not always work.

We are always continuing to improve the installation process to ensure that voters with disabilities have a safe and compliant access to their polling location.

Facilities Operations



NICHOLAS SQUICCIARINI
Facilities Manager

Continued expansion of Early Voting, the overwhelming amount of Mail in Ballots during this past Presidential year and standard Election Day activities created the need for Sorting Machines for each borough to increase our productivity of counting ballots with impeccable accuracy for our Election process. Our team was responsible for working with each of our five Boroughs in accessing a required area of space to lay down a foot print for each unit and also supplying and installing the separate 220 volt dedicated electrical lines needed to operate these new Sorting Machines.

Keeping our people safe: With this past year's outbreak of the Covid-19 virus especially in New York City, our Facilities Department has accepted all the challenges of protecting our fellow employees and visitors to our offices in the following ways: 1- Each Borough Office and all Voting Machine Facilities we had plexiglass protection installed all throughout every office, conference room and open work stations and areas. 2- We have implemented, on a regular basis, a sanitizing, disinfecting, fog spraying cleaning whenever we may have suspicions of possible Covid 19 concerns. 3- We have our office and building cleaning crews on extra late hours each night cleaning, scrubbing and disinfecting all personal contact areas in our buildings as we are preparing for the next day of work.

As we turn the page to 2021, as essential NYC workers, we look towards continuing the heavy sterilization processes of keeping our people safe, healthy and protected at the Board of Elections.



SHERWIN SUSS
Agency Chief Contracting Officer

The role of the Procurement Department is to oversee and process all Board of Elections contracts for goods and services to ensure compliance with the New York City Procurement Policy Board Rules (PPB Rules).

The PPB Rules were developed to ensure that all city agencies' procurement practices are uniform in application, and to provide fair and equitable treatment to all persons doing business with the city.

SAFE VOTING DURING COVID

The staff in the Procurement Department was particularly busy in 2020, helping the Board of Elections provide a safe voting environment during the pandemic. This included purchasing of PPE and safety equipment for use by poll workers and voters at the poll sites. Safety purchases included stylus pens that allowed each voter to have their own stylus to sign in at the electronic poll book, and use the same pen to fill in their ballot. The Department also purchased glass shields which were placed on tables in the poll sites where voters and poll workers needed to interact, as well as hand sanitizing equipment for every site.

The staff was then tasked with drafting the contract documents to purchase the mail opening and sorting equipment needed to process the much larger volume of mail-in ballots. More mail-in ballots were received by the Board due to the Governor's Executive Order and later signed Legislation, which allowed fear of COVID as an excuse to request an absentee ballot.

The Procurement Department continues to support the rest of the Board in conducting elections by supplying the materials and equipment they need.

W/MBE PARTICIPATION

The Procurement Department continues to actively solicit W/MBE (women- and minority-owned businesses) to participate in the bidding process to provide goods and services for the Board of Elections.

Electronic Voting Systems Department



JOHN NAUDUS
Director, Electronic Voting Systems

"The mission of the Electronic Voting Systems Department (EVS) is to administer and support the Board's computerized voting systems during pre- and postelection activities conducted in each of the five counties in the City of New York."

The Board's computerized voting systems administered and supported by the EVS Department include the Central Scanning and Tabulation System for Absentee, Military, Federal, Presidential and Affidavit ballots; the Election Management System for ballot marking devices (BMD); the Poll Site Voting System (PVS) used at the poll sites on Election Day; and the automated audit system used during the recanvass of elections. EVS prepares these systems by populating them with the data needed for each election. EVS also works with the system providers to ensure all systems meet the unique requirements of the New York City Election process.

EVS provides assistance and support during pre- and postelection activities in each county. These activities include:

- Testing the Poll Site Voting System; and the Central Scanning and Tabulation System for Absentee, Military, Federal, Presidential and Affidavit ballots
- Writing the portable memory devices (PMD) with the specific data parameters required for each election
- Reading the PMDs that contain the results from each of the Poll Site Voting System scanners
- Recanvassing election results
- Canvassing ballots for write-in votes
- Auditing the Poll Site Voting System results
- Auditing the Central Scanning and Tabulation System for paper ballots
- Canvassing Absentee, Military, Federal, Presidential and Affidavit ballots

The Board was scheduled to conduct four elections in the year 2020: a March Special Election in Queens county; an April Citywide Presidential Primary with a Special Election in Kings and Queens held on the same date; a June Primary Election, and November General Election. In addition, a December Special Election for Bronx county was declared by Mayor de Blasio in October.

Due to COVID-19, the March Special Election was postponed during the first weekend of Early Voting. That election was ultimately cancelled. The April Presidential Primary was postponed, cancelled, and later reinstated to occur on the same date as the June Primary. Absentee ballots for the April election were mailed to voters prior to the date change. The Primary Election was canvassed in the midst of a global pandemic with relaxed Absentee ballot requirements, causing the number of Absentee voters to

equal the number of Election Day voters in certain counties. Instead of an average 4% Absentee ballot turnout per election, each borough had an increased Absentee ballot turnout ranging between 18% and 50%. During the June Primary, most of the contests were too close to call with just the unofficial election night results. This prompted a surge in candidate watchers for the Opening of Absentee and Affidavit ballots – all while needing to maintain social distancing. The increased volume of Absentee ballots extended the canvass timeline by weeks for certifying the June election and obtaining the official results. In addition, there were close contests that resulted in a manual canvass in the counties of Queens, Kings, and the Bronx. During the General Election, the Board needed to extend its Early Voting hours and open an additional site to meet voting demands. The Early Voting turnout nearly matched the Election Day turnout during the General Election.

The Poll Site Voting System (PVS), the ballot marking devices (BMD), and the Central Scanning and Tabulation System for Absentee, Military, and Affidavit ballots were used in all 2020 elections. EVS introduced automated audit procedures in March. The initial plan was to have a soft launch with a Special Election. Due to the pandemic, its first use was with the General Election, and used again with the December Special Election. Implementation of the automated audit has helped significantly by eliminating the requirement of having staff count thousands of ballots and contests manually.

UNOFFICIAL ELECTION NIGHT RESULTS REPORTING

On Election Night, poll site coordinators used tablets to transmit the unofficial election results from all active poll sites. The unofficial results on the portable memory devices (PMDs) were read into tablets. The tablets transmitted those unofficial election results to the secure file transfer protocol (SFTP) servers at the General Office.

Election Reporting Manager (ERM) servers at the General Office read the unofficial results from the SFTP servers. In periodic intervals during election night, the unofficial results were electronically transferred to the Board's website, the State Board of Elections, the Board's S-Elect system, and to the media. In addition, the PMDs were transferred to the police precincts. Bipartisan teams of Board personnel read the PMDs into Election Night Results (ENR) tablets. The second reading of the PMDs ensures that we read any PMDs that were not read at the poll site and we send those unofficial election results to the General Office.

DIFFERENCE AND MARGIN OF ERROR BETWEEN THE UNOFFICIAL ELECTION NIGHT RESULTS (ENR) AND THE RECANVASSED RESULTS

General Election

Average difference between the ENR and Recanvassed results: 3.26%

Primary Election

Average difference between the ENR and Recanvassed results: 4.85%

December Special Election

Average difference between the ENR and Recanvassed results: 0%

For a breakdown of the use of the ENR Tablets for obtaining unofficial election night results, please see **Figures 1 and 2**.

*(0% represents a perfect match between the ENR and Recanvassed results.)

EARLY VOTING IN NEW YORK CITY

Every election in 2020 included Early Voting. EVS developed Early Voting ENR based on existing best practices. Modifications were made to address unique criteria pertaining to Early Voting:

- Polls Close two nights before Election Day
- Results are not reported until Election Night
- Having Board staff capture the PMD reading to obtain 100% upload of Early Voting PMDs

The global pandemic helped convince voters that Early Voting is a viable option in lieu of voting on Election Day, which tends to have a greater turnout. Each election has been an opportunity for EVS to identify ways to improve the process and determine the best way to incorporate it with Election Day.

UNOFFICIAL ELECTION NIGHT RESULTS WEBSITE

The Board published unofficial Election Night Results (ENR) on its website for all elections in 2020. EVS developed the ENR website to work in tandem with the ENR reporting process. The Board electronically updated this website at periodic intervals, making the latest unofficial election night results available for public viewing.

Electronic Voting Systems Department Cont'd

The ENR website was viewed on each election night after the closing of the polls (from 9 pm to 9 am the next morning) as follows:

| Election | Number of views |
|------------------|-----------------|
| Primary | 1,604,700 |
| General Election | 544,944 |
| December Special | 29,723 |

See **Figure 3** for an illustration of the number of views the ENR website received on election night.

ARCHIVAL OF PORTABLE MEMORY DEVICE (PMD) DATA

With Board approval, EVS made it possible to reuse portable memory devices (PMD) prior to the two year maturity date required by *Election law §3-222. Preservation of Ballots and Records of Voting Machines*. To achieve this goal, EVS developed and implemented a strategy to retrieve data from PMDs used in an election or testing and stored the data on a dedicated server. The server maintains the data retrieved from the PMDs for the mandated two year timeframe, and the PMDs are prepared for use in the next election. To accomplish this task, EVS developed the software used to extract the data from the PMDs. EVS also developed detailed procedures and tracking materials to use in conjunction with this software. Those procedures are being revised to meet evolving needs since its implementation in 2012, and to provide more efficiency within those tasks.

Teams of bipartisan personnel completed this work in each of the five counties using the software, procedures and tracking materials provided by EVS. EVS provided onsite guidance and support throughout the entire archival process.

EVS PROCEDURES

EVS is responsible for several departmental procedures that impact the canvassing of elections. This year, EVS implemented Automated Audit procedures and created a General Election Canvass Supplement that included information about Cure Affirmations for Absentee ballots. EVS updated the Canvass Procedures, which is administered at all Board office locations. The updates included Early Voting and Automated Audit processes, along with updates to the Manual Canvass and Security Requirements; it was published in February 2020. During the General Election canvass, EVS collaborated with the Board's Communications staff to create a voiceover script. The script was used for a social media video educating the public about the canvass process.

BALLOTS

For all of the 2020 Elections combined, more than 3,945,000 ballots were cast in the City of New York. About 1,058,000 were Absentee, Military, and Affidavit ballots that were either processed by the Central Scanning and Tabulation System or manually tabulated. In addition, more than 2,887,000 paper ballots were cast at poll sites, scanned and tabulated by the Poll Site Voting System (PVS). See **Figure 4** for an illustration of the ballots cast in 2020.

EVS continues to explore and develop innovative ways to improve the Board's computerized voting systems and enhance the voting experience for the City of New York. Please see **Figure 5** for a historic perspective of the mechanical and electronic voting systems used since the founding of the Board of Elections in the City of New York.

| Election Night Results Portable Memory Device (PMD) Count | | | |
|---|-----------------|-------------------|---------------------|
| | Total PMDs Used | PMD Data Received | Percentage Received |
| Primary | 2,789 | 2,674 | 95.88% |
| General | 4,462 | 4,304 | 96.46% |
| Special | 103 | 103 | 100.00% |

Figure 1

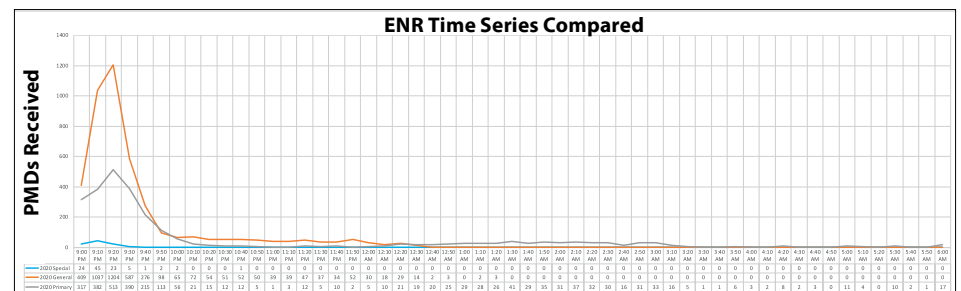


Figure 2

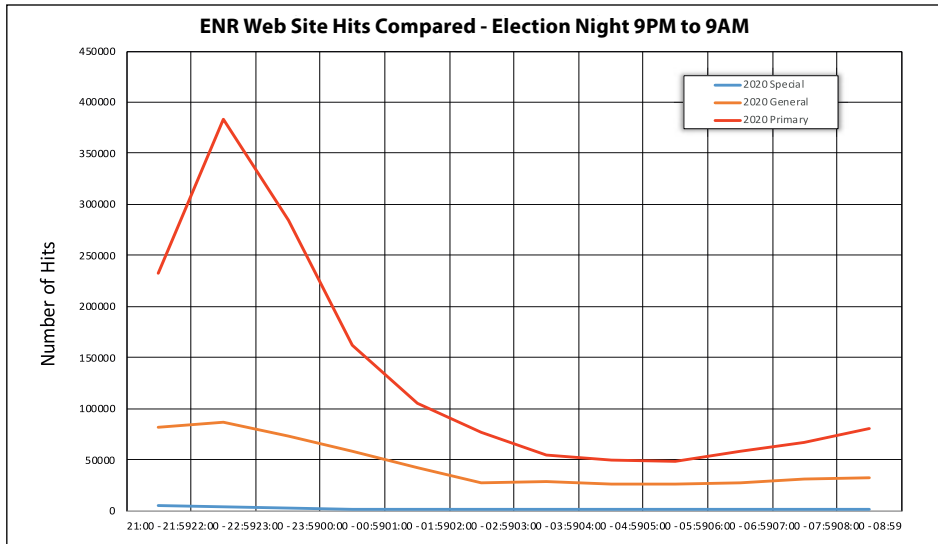


Figure 3

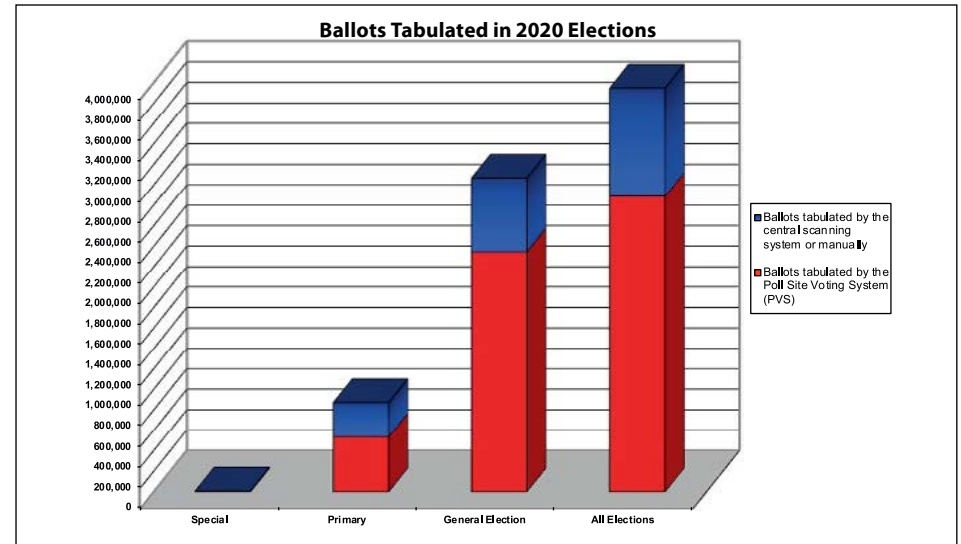


Figure 4

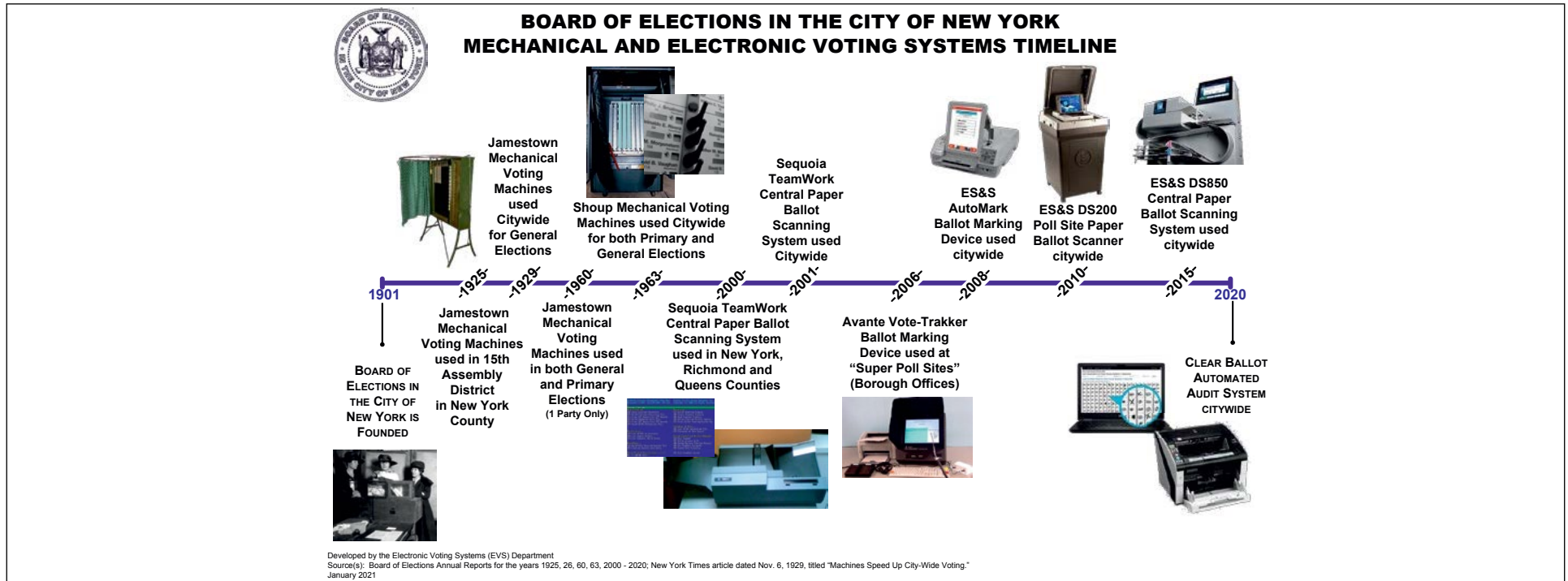


Figure 5

Personnel and Records Management



STEVEN GUGLIELMI
Director of Personnel

The Personnel Department is responsible for the well being of all employees at the Board of Elections. As a new employee is processed, in addition to completing the appropriate paperwork, both the Policies and Procedures Handbook and Conflict of Interest Board (COIB) Manual are provided and an Identification Card is issued.

Health Insurance, Management Benefits Fund, Deferred Compensation and Pension Benefits are the responsibilities of the Personnel Department as well as the processing of all Workers' Compensation claims. All benefits are updated as needed throughout the tenure of the BOE employee. Verification of Employment and Unemployment Benefits applications are also processed through this Department.

For those employees in need of counseling, referrals are made through this office to the Employee Assistance Program (EAP). To encourage employees in need of the varied services offered by the EAP and make them comfortable about seeking help, a high level of confidentiality must be maintained.

Fact-finding inquiries are held when there is a complaint of harassment. What action, if any, is determined by a bipartisan panel, consisting of the Director of Personnel and a member of the Legal Department and/or other staff member.

Matters of discipline fall under the jurisdiction of the Personnel Department. Alleged Violations of the Policies and Procedures Manual are investigated and hearings held as necessary.

Disciplinary hearings are conducted and actions are taken under the direction of the Commissioners of Elections. If a hearing determines that a violation has occurred, the employee may be reprimanded or disciplined. The disciplinary actions may include probation, suspension or termination.

Records Management/Retention Department



BONNIE BIBULA
Records Management Officer

The role of the Records Management/Retention department is to oversee the maintenance of records in accordance with the legal criteria determined by both the State Archives and Records Administration and the State Board of Elections;

Works with the Legal department to provide access to information, such as FOIL requests;

Monitors the retention process while documents are in storage;

Oversees disposal of expired records;

Ensures permanent retention and preservation of records of enduring value.

The Records Management/Retention department collaborates with the Board's assigned bi-partisan Retention Monitors in the Boroughs and General Office who have all been trained to use our Records Management System. The RMS allows for easy tracking and transfer of records and is periodically updated to meet our departmental needs.



GERALD SULLIVAN
Finance Officer

The Board of Elections Finance Department's main responsibilities are creating and managing the agency's budget. Finance works with Executive Management to present the financial needs to the City Council. Prior to the Fiscal Year (July 1st) the New York City Board of Elections requests funding from the city of New York to manage the day-to-day expenses of the Board as well as the cost of any scheduled election events.

After the budget is adopted by the City Council the typical work of the Finance Department is tracking invoices; vendor information account maintenance as well as processing and paying bills. A great deal of the Finance Office activity is standard and does not change from month to month. There are various special and on-going projects that the department works on; some of these are listed here:

- A)** Producing Daily and Monthly Financial Reports
- B)** Poll Sites – update database/process payments
- C)** Car Service assignments: After-hours coordination of workers for rides home
- D)** Postage: refund/review of potential deficient balance
- E)** Electronic Fund Transfer enrollments – ensuring vendor enrollment
- F)** Election Day support provided by department personnel.

The Finance Office is divided into two sections:

1) PERSONAL SERVICES (PS)

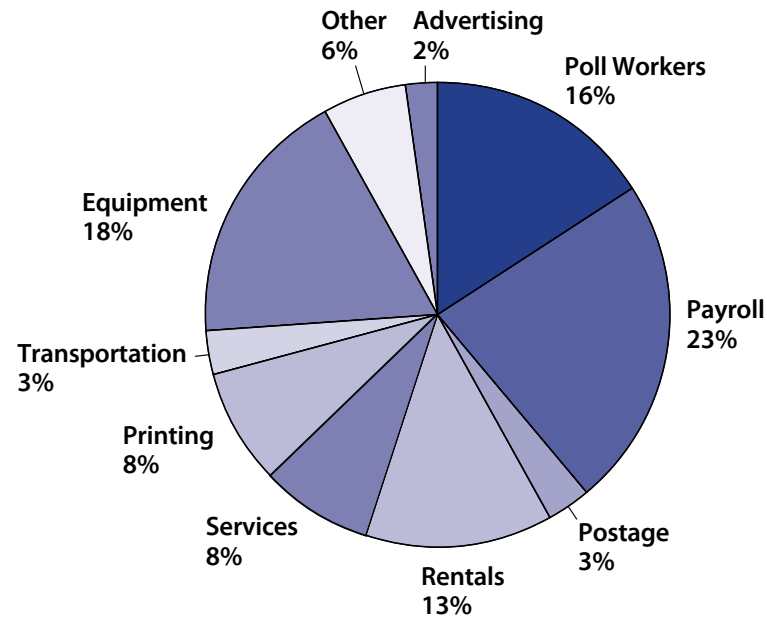
Personal services are the payroll section. Payroll data is accumulated from the five borough offices, Voting machine facilities and the General office and is processed. There is a constant liaison between the various responsibility centers. There is also a natural overlap between the work of the PS section and the board's Personnel Department.

2) OTHER THAN PERSONAL SERVICES (OTPS)

The O.T.P.S. section is the accounts payable section. Approved bills are accumulated from the various managers and paid. Finance works closely with the Agency Purchasing Department. The Finance Department prepares reports and handles special projects as required. Finance plays a key role in all aspects of the Agency's budgeting process. In addition the Finance Office drafts letters and testimony for Management for those subjects that fall within our sphere of responsibility. The Finance Officer accompanies and assists management when testimony relative to fiscal matters is given.

BOARD OF ELECTIONS BUDGET BREAKDOWN FY20

| Fiscal Year 2020 | |
|------------------|-----|
| Poll Workers | 16% |
| Payroll | 23% |
| Postage | 3% |
| Rentals | 13% |
| Services | 8% |
| Printing | 8% |
| Transportation | 3% |
| Equipment | 18% |
| Other | 6% |
| Advertising | 2% |



ELECTIONS-RELATED COSTS FOR CALENDAR YEAR 2020

| | Presidential Primary - 6/23/20 | Primary (Fed, State & Local) - 6/23/20 | General Election - 11/3/20 |
|---|--------------------------------|--|----------------------------|
| Advertising | 90,950 | 1,971,290 | 1,162,878 |
| Ballot Printing | 850,664 | 1,606,610 | 758,859 |
| Election Event Printing | 1,200,127 | 1,857,049 | 2,888,084 |
| Technical Support | 1,424 | 913,762 | 1,070,982 |
| Voting Equipment Trucking | 286,203 | 819,904 | 1,651,599 |
| Election Day Staff Transportation | 96,399 | 455,100 | 601,887 |
| Rentals of Poll Site Furniture | 3,417 | 84,145 | 22,321 |
| Postage - Notice to Voters | 1,765,042 | 6,161,365 | 1,936,384 |
| Miscellaneous Election Event Equipment | 113,297 | 701,330 | 1,896,496 |
| Poll Site Rental | 126,129 | 853,475 | 1,073,429 |
| Poll Workers | 1,197,658 | 13,401,955 | 18,932,086 |
| Total | 5,731,308 | 28,825,985 | 31,995,006 |

2020 OPERATING EXPENSES

| Personal Services | |
|-------------------|-------------------|
| Staff | 36,305,327 |
| Poll Workers | 33,324,340 |
| Temps | 6,593,459 |
| Overtime | 11,502,818 |
| Misc. | 9,924 |
| TOTAL PS | 87,735,869 |

| Other than Personal Services | |
|----------------------------------|--------------------|
| Postage (117) | 7,663,205 |
| Equipment general (300) | 34,318,490 |
| DoITT (40B) | 5,779,957 |
| Rental of equip (412) | 785,485 |
| Advertising (417) | 4,083,648 |
| Building leases (41D) | 29,151,876 |
| Poll site building rentals (414) | 979,603 |
| Contractual svcs (600) | 10,735,416 |
| Maintenance (608) | 1,035 |
| Printing (615) | 16,065,682 |
| Transportation (633) | 8,813,021 |
| Professional svcs (686) | 7,559,397 |
| Misc. | 8,420,597 |
| TOTAL OTPS | 134,357,412 |

Agency Total: 222,093,281

Office of the General Counsel



STEVEN H. RICHMAN
General Counsel



RAPHAEL SAVINO
Deputy General Counsel/Director
of Campaign Finance Enforcement

The Office of the General Counsel (“Office”) provides legal advice and guidance to the Commissioners of Elections and to the staff of the Board of Elections in the City of New York (“Board”) on a wide range of matters relating to ballot access, the conduct of elections, and agency administration.

ADMINISTRATION

The Office recommends to the Commissioners revisions of formal Board policies and procedures to ensure compliance with applicable statutes and regulations. The Office provides legal advice and guidance to Board staff as requested. The Office acts as a liaison with the New York City Conflicts of Interest Board with respect to the administration of applicable conflicts of interest provisions found in Chapter 68 of the New York City Charter.

LEGISLATIVE ACTIVITIES

The Office regularly monitors all legislative and judicial actions that impact election administration and advises the Commissioners on all legal developments, including statutory compliance with City, State, and Federal mandates related to the Voting Rights Act, the Military and Overseas Voters Empowerment (MOVE) Act, the Help America Vote Act (HAVA), the New York State Election Law, the New York City Charter, and related judicial directives. In addition, the Office drafts for consideration by the Commissioners the Board’s annual recommendations for revisions in the State Election Law for presentation to, and consideration by, the State Legislature and the Governor.

COMPLIANCE ACTIVITIES

The Office advises the Commissioners on all elements of the Board’s legal compliance with all applicable statutory and regulatory requirements. Any proposed change in election administration affecting voters is reviewed by the Office before being presented to the Commissioners for approval. The Office acts as the Board’s liaison with other governmental regulatory and investigatory agencies, including the U.S. Department of Justice, the local United States Attorneys’ offices, the New York State Attorney General’s Office, the District Attorneys of the five counties within the City of New York, the New York City Department of Investigations, and the Inspectors General for various City agencies.

BALLOT ACCESS

The Office drafts for consideration and adoption by the Commissioners all election calendars and the proposed Rules for Designating and Independent Nominating Petitions for each election cycle. The Office also oversees all aspects of the process for candidate filing and Board review of designating and nominating petitions, cover sheets and/or certificates. The Office maintains a good working relationship with the New York State Office of Court Administration with respect to the Judiciary's activities in connection with the electoral process. In addition, the Office provides guidance and support for the conduct of the canvass of votes mandated by Article 9 of the Election Law and the Board's Policies and Procedures.

LITIGATION

The Office acts as the Board's principal point of contact with the New York City Law Department, which usually represents the Board in all litigation matters involving the Board of Elections, its operations, and personnel. Throughout 2020, the staff of the Office of the General Counsel assisted the assigned Assistant Corporation Counsels in litigating matters relating to ballot access, poll site designations, poll site accessibility, voter registration systems, employee discipline as well as various tort claims against the Board. In addition, the Office represents the Board before various administrative tribunals.

PERSONNEL MATTERS

Section 3-300 of the New York State Election Law empowers the Commissioners to appoint and remove at their pleasure all employees of the Board. In accordance with the collective bargaining agreement entered into by the Commissioners and Local 1183 of the Communications Workers of America, AFL-CIO, the Office conducts all administrative hearings required under that agreement for Board employees. It is also responsible for resolving employee disciplinary matters prior to a formal hearing, through negotiation, pursuant to the direction of the Commissioners of Elections and the agreement of Local 1183.

FREEDOM OF INFORMATION

The Office receives, processes, and compiles the agency records sought by the public under the New York State Freedom of Information Law. In collaboration with the appropriate Board staff, the Office coordinates the photocopying of records, gathering of electronic documents for transmittal, and scheduling of physical inspections of original documents by those individuals and entities seeking such public records. In addition, prior to its release, the Office reviews and redacts any information contained in the public records which by law are exempt from disclosure. It also processes any appeals for submission to the Commissioners of Elections.

Management Information Systems Department (MIS)



STEVEN FERGUSON
Director, Management
Information Systems

OVERVIEW

The unique challenges of 2020 for the BOE have already been well documented in the overall report. The main function of the MIS department was to respond to all the staff and management requirements. This required not only our usual support but additional development and operations to respond to staff and management needs. As usual, these implementations required a maximum effort on the part of the MIS Department for its development, operations, cybersecurity, and support programs. To meet these challenges with our continued limited resources and onsite staff required a maximum effort to fulfill our mission, including operational and application support for all staff, borough offices, and VMFs. As usual, we rely on the dedication and efforts of key staff members and our consulting/development group (IMI, SageSmith, and N-Tier).

The following is a summary of our information systems and operational support programs for 2020. These programs included planning, requirements determination, design, development, testing, training, and implementation within the integrated framework of our **Election Information Systems (EIS)**. It also required the application of resources to address voter registration issues with the NY State system (NYSVoter) and resources to interface with security assessment support to address local and national concerns involving the protection, security, and integrity of our election information systems and databases.

MIS DEPARTMENT RESPONSIBILITIES INCLUDE:

1. Development and maintenance of the BOE's **Election Information Systems (EIS)**
2. Operation and management of our two primary data centers (Executive Office (EO) & Disaster Recovery Site (DR) in Queens)
3. Oversight of Mobile and Cloud Operations
4. User support
5. Email and Support Systems
6. Data, Network, and Cyber Security monitoring
7. Data networks, phone systems
8. Internal BOE Printing Operations
9. Development and support of other staff applications
10. Support of all Borough workstation, server, and Network Operations
11. Interfacing with other organizations and agencies

SECURITY ASSESSMENT PROGRAM

Security assessments of our networks, operations, and systems were conducted throughout the election cycle and early voting periods to address continuing concerns regarding the compromising of voter registration and election systems; the BOE is continuing its Security Assessment and Monitoring Program which we started in 2016 for all network, database, and information systems.

The BOE has continued to engage FireEye-Mandiant, through a city contract, to assess and monitor our programs. Representatives of FireEye and NYC Cyber Security Office were on site for all election events.

MIS INFORMATION SYSTEMS DEVELOPMENT PROGRAMS 2020

The MIS Development Team (IMI, SageSmith, N-Tier, and MIS Operations) maintains and enhances the EIS system supporting major BOE operations through modifications, enhancements, and new development efforts.

EIS (S-ELECT/S-ELECT 7) CORE AND MOBILE APPLICATIONS

In 2020 there were a significant number of development and enhancement projects which spanned the EIS (S-Elect/S-Elect 7 Core and Mobile Application Group). Efforts in support of Early Voting were given priority and consumed most of our resources from May through November.

Despite the increase in operational and support requests during the presidential year, new Election Information System (EIS) development output increased year-over-year.

During the first half of 2020 focus was put on internal system enhancements. Some of the planned work was interrupted by Executive Orders impacting EIS modules during the filing season. In the second half of the year a big emphasis was put on voter-facing and worker-facing development as well as Executive reporting.

Just prior to the General Election, all EIS databases were migrated on to new hardware platforms. This effort brought noticeable throughput gains to processing especially during Election Night, worker assignment and payroll processing phases. During the migration, the Development Team worked with MIS to set specific data access security for each application.

One major voter-facing project was the development and rollout of findmypollsite.vote.nyc. The Poll Site Locator 2.0 website was simplified, streamlined, and branded with the same look and feel as the Board's own website. Connecting with the vote.nyc domain

also leveraged all the edge protection tools configured, managed, and actively monitored by MIS and City Cyber.

EIS (AVID- VOTER REGISTRATION) CORE AND MOBILE APPLICATIONS

AVID 6.5 - n-Tier 2020 Accomplishments

Because of the COVID-19 pandemic, New York City witnessed a huge shift away from in person voting and toward absentee in 2020. Further, new executive orders from the New York Governor, mandated new guidelines which significantly modified the procedures surrounding the absentee application process. For these reasons, n-Tier assisted the New York City Board of Elections in support of this shift by designing, developing and deploying several new software modules. These included:

| Absentee Software Module | Description |
|---|--|
| NYCAbsentee.com | Public web portal to accept absentee application requests for specific predefined elections. |
| On Premise Transaction Processor | Program to take transactions from web portal and store them on premise in staging server. |
| Break Glass | Program to automatically apply absentee application requests to voter records without human intervention. |
| On premise Absentee Tracking | Series of programs to track activities made during absentee application processing. |
| Absentee Tracking Portal | Public web pages to display steps taken by BOE, print vendor and USPS to process absentee request. |
| AVID where's my ballot function | Internal AVID function to provide current status of voter's absentee application. |
| Intranet version of Portal | Intranet version of NYCAbsentee.com used internally to process phone and email requests. |
| Absentee Email Processor | Program to read emails sent to BOE from voters requesting to vote absentee and then create appropriate AVID absentee request work items. |
| Absentee Ballot Cure Processor | Program to provide notification (email & phone) attempts and tracking of right permitting voters to correct certain invalid ballot determinations. |
| Vanguard Mailing Processor | Program to create AVID work items from downloaded Vanguard transcriptions of returned absentee applications. |

Management Information Systems Department (MIS) Cont'd

Additionally, n-Tier added several features to the AVID Voter Registration System during 2020. These included:

1. Support for 16-17-year-old pre-registration.
2. Support for new absentee queues from the online absentee portal and absentee mail processors.
3. Support for email address capture in the DMV interface.

Lastly, as 2020 was an active election year, n-Tier also supported the registration, absentee, and affidavit processing needs of the BOE for several election events with unprecedented participation.

MIS OPERATIONS, DATA CENTER & GENERAL SUPPORT

MIS is responsible for all data processing operations. Including operations and maintenance of two major data centers (Executive Office (EODC) and Queens DR(QDR) Sites), nine operating locations with over 500 workstations, printers and scanning devices, servers, and associated network equipment including:

1. Systems Software, Hardware, Network Operations, Security, Backup Operations and Processing Support
2. VM Infrastructure Allocation and Operations
3. Maintenance of all Application Authorizations and Access Security
4. Management and Support of the all Help Desk Operations
5. Maintaining and managing the internal and external Email/Exchange System

The MIS operations staff maintained operations, continued systems, and software updating throughout this difficult year with a dedicated staff onsite. Staff improved the on-premise data centers and networks, as well as making all the application extensions possible. These improvements allowed for more secure and tightly integrated communication with the cloud as well as a high level of on-premise up time for all core EIS applications.

In 2020, MIS Operations were key to testing, installing, and providing operational guidance to all staff and development groups and providing support to the 4 Tablet Programs when requested.

EMAIL AND EXCHANGE PROGRAM

The MIS staff responsible for Email/Exchange and Office 365 mobile phone operations continued to provide support services to all Commissioners, BOE Executives, and staff personnel.

DATA NETWORK & TELEPHONE SYSTEM

MIS Network Group continues to be responsible for the BOE WAN, LANs, and VoIP Telephone Systems at all BOE Executive Office, Borough, and VMF locations. We continue to support the network facilities at our primary data center and our E-poll book data center at the Executive Office, secondary E-poll book facility in Brooklyn, our Queens DR site and nine different LAN facilities servicing all BOE locations.

All BOE locations are interconnected via a primary Wide Area Network (including backup network capabilities) to the two data centers (Primary and DR). The security of our internal networks is maintained through firewalls and other internal security points which are monitored and maintained by MIS Staff. The network group is responsible for maintaining 24x7 secure connectivity from the BOE data centers to some outside entities, such as the New York State Data Center and cloud-based resources.

PRINT SHOP

A significant number of BOE mail pieces and printed documents were produced by the Print Shop in 2020. It published information such as Street Finders, Enrollment Books, Political Calendars, Voter Notices, Poll Worker Letters, Poll Site Accessibility Letters, Poll Site Change Notices, Renewal Notices, Notices to Train, Notices to Work, District Maps, Coordinator Handbooks, Availability Notices, CRU Letters, Transmittal Receipts, and backup Poll Books in support of the 2020 election events.

Our Print Shop continues to provide a facility for the Board to communicate with the voting public and poll workers.



TRACY ROYAL
Director of Payroll

The Payroll Department is responsible for ensuring that all employees at the Board of Elections are paid properly according to their timesheets from City Time.

The following tasks are performed by the Payroll department:

- Managerial Raises
- Non-Managerial Union Raises
- W-4 Changes & Direct Deposit (this is done for all Poll Workers as well)
- Stop Payments
- Transit Benefits
- Employment Verifications
- Process New Hires and Rehires
- Processing of FMLA time, Advance of time, and Worker's Compensation time
- Maintain accurate Temporary & Permanent Employee lists
- Lump Sum Managerial Payouts
- Present Overtime & Vacancy Reports to Commissioners bi-weekly

Our mission in the Payroll Department is to help all employees to the best of our ability.

We practice an open door policy where staff can feel comfortable to come to the Payroll department for any assistance that they may need concerning their pay.

Customer Service



DANIEL LAVELLE
Coordinator of Customer Service

The mission of the Customer Service Department (CS) is to provide information requested by any and all New York City residents.

The CS Department is comprised of three components: (1) Inbound Call Center; (2) Reception Counter; and (3) Online Inquiry. The department accommodates any requests and is operational throughout the year. CS provides language support in English, Spanish, Cantonese, Mandarin, Korean, Bengali, Hindi, and Punjabi. CS handles a diverse range of calls, e-mails, on-line chat requests, and in-person inquiries. These include requests concerning anything from a voter's registration status or poll site location, to information about the Poll Site Voting System. In addition, the Department also supports field staff and poll workers in tracking and resolving incidents that occur at the poll sites during an election.

| 2020 Totals | |
|-------------|--------|
| Email | 18,502 |
| Phone | 47,641 |
| TTY | 2,376 |

New Functions added in the last quarter of 2013 include web chat and email. These applications can be found on the Board's website vote.nyc.ny.us under the contact us page.

PHONE BANK (866) VOTE-NYC (866) 868-3692 TTY (212) 487-5496

Ballot Management Department



THOMAS SATTIE
Ballot Management Supervisor

The Ballot Management Department is responsible for the proofing, ordering, delivery, and maintenance of all ballots used in elections in the City of New York. Additionally, we work in conjunction with the Board's Language Assistance Program's Coordinator and Deputy Coordinators to ensure all ballots are translated properly and in a timely manner into all languages required by Section 203 of the Federal Voting Rights Act.

In 2020, the Board conducted four elections: Presidential and State & Local Primaries on June 23, a General Election on November 3 and a Special Election in the 12th City Council District on December 22. We also produced ballots for a March 24 Special Election for Queens Borough President, which was postponed until November 3 by Mayor de Blasio due to the COVID-19 pandemic.

The pandemic we all continue to suffer from presented significant challenges to Ballot Management, most notably assisting in the management of the enormous increase of Absentee ballots mailed to voters. Key members of staff stayed on-site throughout the pandemic to work with the Board's print vendors to assure all voters were able to vote in all elections during extraordinary circumstances. Additionally, staff took lessons learned from the June 23 Primary Elections to improve Absentee voting for the General Election and beyond and worked quickly and diligently to correct errors that occurred outside of our control.

As always, the Ballot Management Department worked with staff at all levels and equipment vendors to ensure ballot files were assigned properly to all voters using electronic poll books and Early Voting poll sites were stocked with paper.

In closing, the Ballot Management Department hopes to continue its mission of producing clear and easy to understand ballots for all voters in the City of New York to vote on and have their voices heard.

Poll Site Devices Unit



STEPHEN THOMPSON
Manager, Poll Site Devices

A unit within the Board of Elections, Poll Site Devices is responsible for the maintenance, testing, preparation and deployment of tablets to training classes, field staff and poll sites.

For the 2020 Election cycle, two tablets were deployed to every poll site.

FOR 2020, TABLETS PROVIDED THE FOLLOWING FUNCTIONS:

FIELD STAFF (POLL SITE MONITORS AND TECHNICIANS)

- Election Responder – real-time reporting, tracking and resolving of Election Day incidents via the tablet
- Poll Site Locator – assist voters by directing them to the correct poll site and ED table

POLL SITE (COORDINATORS AND INFORMATION CLERK)

- Poll Worker Check-In – uses QR code on Poll Worker Notice to Work to check-in Poll Workers and relay this information back to the Board offices
- Table Finder – quickly identified ED table for voter in the poll site using a simple touch-based, no typing system
- Election Night Reporting – secure transmission of unofficial election night results from the poll site to a publicly accessible website

POLICE PRECINCT

Election Night Reporting – secure transmission of unofficial election night results from the poll site to a publically accessible website. Reading Election results at the Police precincts serve as a backup to the transmission from the poll site.

STANDBY DISPATCH SYSTEM

This system allows quick and accurate check in of standbys and gives staff the poll site attendance in real time so that deployment decisions can be made with up-to-date information.

ELECTRONIC ADA CHECKLIST

An application was developed to allow the Coordinators to transmit the ADA Checklist every 2 hours to the Board facility. This allows real time monitoring of potential ADA issues in the sites submitting electronically. Prior to this, Coordinators were expected to call the Board when an accessibility issue was discovered during the completion of the checklist.

CONNECTIVITY IN THE POLL SITE

To support electronic poll books, PSD is tasked with ensuring reliable connectivity in every early voting and Election Day poll site. Mobile Routers were purchased and set up for every poll site allowing the Board to enhance security, increase network redundancy and support additional devices in the poll site.

COVID CONTINUITY OF OPERATIONS

In cooperation with the MIS unit, PSD was able to provide equipment and support to staff so that the agency could continue to function during the COVID crisis. The ability to shift equipment from poll site operations to remote staff allowed the agency to reduce the number of employees physically present at the Board's facilities without compromising the ability to conduct the events of the 2020 Election Cycle.

ADA Coordinator



ARIEL MERKEL
ADA Coordinator

The Board of Elections in the City of New York (BOE) conducts honest and fair elections from local to federal levels for all registered voters, including voters with disabilities. The Americans with Disabilities Act (ADA) Unit is responsible for ensuring the BOE, as a government agency and employer, is in compliance with the ADA and that voters with disabilities are able to vote privately and independently.

This year has been particularly difficult for everyone, including voters with disabilities. As the pandemic spread through New York State, the Governor expanded voters' access to absentee ballots in order to reduce the number of voters entering poll sites. The ADA Unit responded by distributing an electronic version of the absentee ballot for voters who are unable to mark a paper ballot. These accessible absentee ballots were available for the June 2020 Primary Election, November 2020 General Election and the Bronx 12th City Council District Special Election in December 2020. Eligible voters with disabilities who requested the accessible absentee ballot were able to use their personal adaptive technology to mark and print their absentee ballot in the safety of their own home. The ADA Unit participated in outreach events with the disability community regarding this new option, including a live demonstration of the accessible absentee ballot.

In conjunction with the VEOU and Ramp Unit, the ADA Unit also continued its critical work of ensuring poll sites throughout the five boroughs were ADA compliant on Election Day and throughout Early Voting. Because the BOE does not own the vast majority of the poll sites, the solutions we deploy in order to overcome accessibility barriers are typically temporary, and therefore provide a unique set of challenges. Nearly all locations that were used as poll sites in 2020 required temporary accessibility equipment, ranging from simple mats and cones to complicated ramping systems. ADA-focused poll workers called Accessibility Clerks provide assistance to voters with disabilities as needed, and every poll site in New York City has at least one Ballot Marking Device and ADA Privacy Booth, as well as other aids such as magnifying glasses and touchless hand sanitizer dispensers. The ADA Unit continually evaluates the needs of poll sites to assess what equipment is needed to ensure each location throughout the duration of every election event.

After every election, the ADA Unit analyzes the data entered into the ADA Checklist and Poll Site Coordinators' Journals, as well as incidents entered through Call Center, to compile a report of all accessibility incidents that occurred throughout early voting and on Election Day. The ADA Unit works closely with the Poll Site Surveyors, VEOU, and Ramp Unit to rectify every issue prior to subsequent elections.

The ADA Unit promotes inclusive practices and ensures all BOE environments are fully accessible. In addition to providing accessible ballots and poll sites, the ADA Unit provides sign language interpretation for BOE public meetings and hearings upon request. BOE employees and poll workers also receive appropriate workplace accommodations in order to maintain top-quality performance. The Board of Elections is an Equal Opportunity Employer and we encourage all qualified applicants to apply to serve as a poll worker!

Appendix Table of Contents

VOTERS PER WORKER

- 78 **Primary Election 2020** 06/23/2020
- 93 **General Election 2020** 11/03/2020
- 108 **12th Council Special Election** 12/22/2020

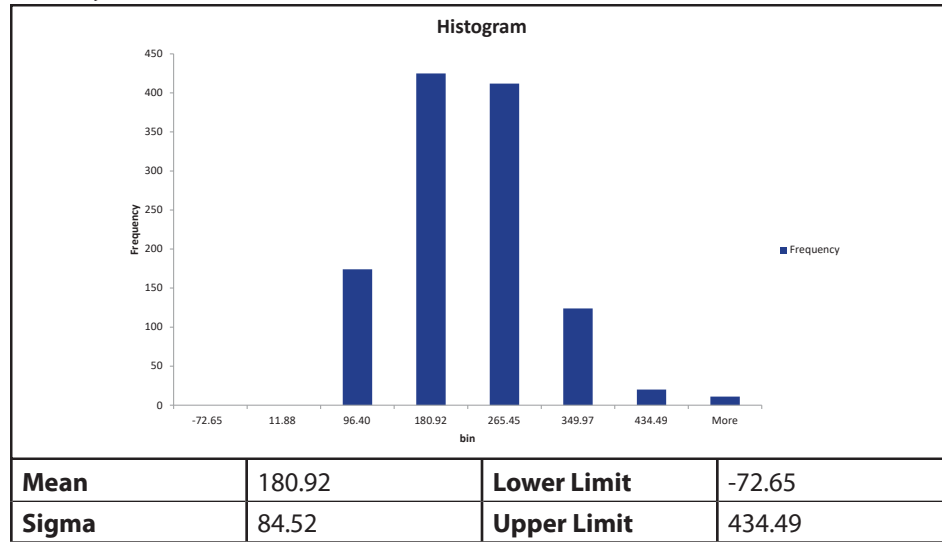
VOTERS PER WORKER

Primary Election 2020

06/23/2020

VOTERS PER WORKER

Primary Election 2020 06/23/2020



| County | Poll Site | Voters | Workers | Voters/Worker |
|--------|-------------------------------------|--------|---------|---------------|
| NY | 00007-PS 751 | 2,380 | 12 | 198.33 |
| NY | 00009-Bard H.S.E.C.- 97 | 2,715 | 14 | 193.93 |
| NY | 00012-Frank McCourt HS | 9,959 | 38 | 262.08 |
| NY | 00013-Westbeth Housing | 2,105 | 8 | 263.13 |
| NY | 00019-HS Fashion Industry | 666 | 11 | 60.55 |
| NY | 00025-PS 206 | 3,007 | 21 | 143.19 |
| NY | 00028-PS 52 | 7,526 | 26 | 289.46 |
| NY | 10099-Bayard Rustin High School | 3,869 | 15 | 257.93 |
| NY | 10119-Lesbian And Gay Center | 2,304 | 10 | 230.40 |
| NY | 10131-Prospect Tower | 391 | 6 | 65.17 |
| NY | 10139-Sirovich Senior Center | 2,699 | 15 | 179.93 |
| NY | 10142-Campos Plaza Community Center | 4,258 | 58 | 73.41 |
| NY | 10147-UTACPT | 1,246 | 11 | 113.27 |
| NY | 10176-HS of Art & Design | 9,627 | 35 | 275.06 |
| NY | 10205-Windsor Tower | 913 | 8 | 114.13 |
| NY | 10222-PS 234 (Independence) | 5,321 | 9 | 591.22 |
| NY | 10237-John F Kennedy HS | 1,749 | 13 | 134.54 |
| NY | 10241-Peter Cooper Village | 2,102 | 7 | 300.29 |
| NY | 10251-YM & YWHA (Nagle Ave) | 1,360 | 11 | 123.64 |
| NY | 10261-Hunter College | 2,204 | 6 | 367.33 |
| NY | 10271-IS 218 | 2,546 | 11 | 231.45 |
| NY | 10297-Seward Park I | 411 | 5 | 82.20 |
| NY | 10306-Seward Park II | 387 | 7 | 55.29 |
| NY | 10307-Seward Park III | 469 | 5 | 93.80 |

| County | Poll Site | Voters | Workers | Voters/Worker |
|--------|--|--------|---------|---------------|
| NY | 10385-Carver Houses | 1,093 | 8 | 136.63 |
| NY | 10393-Rutgers House | 1,560 | 9 | 173.33 |
| NY | 10401-Lenox Hill Neighborhood House | 3,146 | 10 | 314.60 |
| NY | 10405-Wadleigh High School | 6,993 | 29 | 241.14 |
| NY | 10407-Henry Brooks Senior House | 701 | 9 | 77.89 |
| NY | 10410-Theater For New City | 3,301 | 18 | 183.39 |
| NY | 10432-Church of St Paul & St Andrew | 2,046 | 12 | 170.50 |
| NY | 10433-Max Meltzer Community Center | 805 | 11 | 73.18 |
| NY | 10434-J K Onassis HS | 1,129 | 13 | 86.85 |
| NY | 10440-Oberia Dempsey Center | 2,090 | 13 | 160.77 |
| NY | 10463-Baruch College Campus H.S | 4,948 | 23 | 215.13 |
| NY | 10465-Fashion Institute of Technology | 3,255 | 15 | 217.00 |
| NY | 10516-The Church of St. Anthony of Padua | 5,190 | 73 | 71.10 |
| NY | 10517-PS 217 | 3,376 | 26 | 129.85 |
| NY | 10518-Dewitt Clinton Center | 1,588 | 12 | 132.33 |
| NY | 10520-Gen Grant Houses(NYCHA) | 1,127 | 10 | 112.70 |
| NY | 10522-Gen Grant Houses II | 1,395 | 8 | 174.38 |
| NY | 10523-Gen Grant Houses III | 668 | 9 | 74.22 |
| NY | 10524-Yeshiva University-Cardozo School of Law | 1,404 | 7 | 200.57 |
| NY | 10527-Andrew Heiskell Library | 1,454 | 14 | 103.86 |
| NY | 10537-Liberty High School | 618 | 10 | 61.80 |
| NY | 10547-NYU Wash Square Village 2 | 893 | 10 | 89.30 |
| NY | 10548-NYU Wash Square Village 3 | 897 | 4 | 224.25 |
| NY | 10569-West Side High School | 10,812 | 93 | 116.26 |
| NY | 10577-PS 89 | 1,997 | 6 | 332.83 |
| NY | 10593-Master Apartments | 558 | 7 | 79.71 |
| NY | 10611-HS For Leadership | 3,476 | 11 | 316.00 |
| NY | 10612-Confucius Plaza | 2,179 | 11 | 198.09 |
| NY | 10726-River Place 1 | 2,930 | 13 | 225.38 |
| NY | 10744-School Of Co-op Education | 2,176 | 15 | 145.07 |
| NY | 10746-PS 48 | 3,576 | 16 | 223.50 |
| NY | 10760-St Nicholas Sr Ctr | 2,170 | 7 | 310.00 |
| NY | 10768-Samuels Community Center | 4,360 | 22 | 198.18 |
| NY | 10799-CUNY Graduate and University Center | 1,094 | 8 | 136.75 |
| NY | 10831-Marymount Manhattan College | 792 | 7 | 113.14 |
| NY | 10927-Antler Apartments | 1,194 | 11 | 108.55 |
| NY | 10928-Boricua College | 1,568 | 9 | 174.22 |
| NY | 10932-Baruch College Vertical Campus | 4,770 | 20 | 238.50 |
| NY | 10943-Towers On The Park | 1,118 | 10 | 111.80 |
| NY | 10993-The Riverside Church of NY | 2,212 | 15 | 147.47 |
| NY | 11095-Eleanor Roosevelt HS | 4,370 | 13 | 336.15 |
| NY | 11119-Clinton Senior Center | 734 | 4 | 183.50 |
| NY | 11161-PS 98 | 2,931 | 15 | 195.40 |
| NY | 11169-Martin Luther King Jr. Comm. Ctr. | 2,228 | 17 | 131.06 |
| NY | 11191-Unity Center | 2,051 | 10 | 205.10 |

Appendix Cont'd

| County | Poll Site | Voters | Workers | Voters/Worker |
|--------|--|--------|---------|---------------|
| NY | 11193-NYU Alumni Hall | 586 | 5 | 117.20 |
| NY | 11194-MS 114 | 5,229 | 25 | 209.16 |
| NY | 11197-Boys & Girls Republic | 2,080 | 15 | 138.67 |
| NY | 11220-Park West High School | 4,697 | 18 | 260.94 |
| NY | 11225-PS 276 | 2,050 | 9 | 227.78 |
| NY | 11255-UASBYW | 2,391 | 9 | 265.67 |
| NY | 11260-PS 184M | 3,077 | 15 | 205.13 |
| NY | 11261-Gregorio Luperon High School | 1,563 | 9 | 173.67 |
| NY | 11263-21st Century Leadership Academy | 5,292 | 17 | 311.29 |
| NY | 11265-River Crossing | 1,830 | 13 | 140.77 |
| NY | 11270-Grace United Methodist Church | 2,759 | 7 | 394.14 |
| NY | 11287-NYU The Palladium | 3,571 | 13 | 274.69 |
| NY | 11399-Southbridge Tower II | 2,946 | 14 | 210.43 |
| NY | 11455-Stuyvesant Town VIII | 1,070 | 1 | 1070.00 |
| NY | 11457-PS 59 | 4,023 | 15 | 268.20 |
| NY | 11474-Community Health Academy of The Heights | 4,792 | 24 | 199.67 |
| NY | 11479-Castle Gardens | 2,459 | 13 | 189.15 |
| NY | 11481-Elias Howe Primary School 51 Manhattan | 5,953 | 28 | 212.61 |
| NY | 11482-Manhattanville Houses | 1,239 | 9 | 137.67 |
| NY | 11483-Manhattanville Houses III | 1,240 | 11 | 112.73 |
| NY | 11485-The River School/PS 281 | 3,542 | 16 | 221.38 |
| NY | 11486-Manhattanville Houses II | 1,585 | 9 | 176.11 |
| NY | 11489-Bonifacio Cora Texidor Housing for the Elderly | 1,159 | 10 | 115.90 |
| NY | 11499-PS/MS 278 | 1,524 | 6 | 254.00 |
| NY | 11508-The Mirabal Sisters School | 3,393 | 22 | 154.23 |
| NY | 11510-Columbia University Russ Berrie Medical Science Pavilion | 2,152 | 67 | 32.12 |
| NY | 11511-The Alianza Dominicana Triangle Building | 2,128 | 15 | 141.87 |
| NY | 11517-Wyatt T. Walker Senior Housing | 1,390 | 9 | 154.44 |
| NY | 11518-Salvation Army Harlem Temple Corps Community Center | 2,213 | 13 | 170.23 |
| NY | 11522-HCCI (Harlem Congregation for Community Improvement) | 1,415 | 13 | 108.85 |
| NY | 11523-Stuyvesant Town IX | 1,936 | 7 | 276.57 |
| NY | 11524-Lira Apartments | 1,301 | 7 | 185.86 |
| NY | 11529-PS 452 | 2,609 | 14 | 186.36 |
| NY | 11530-Jackie Robinson Recreation Center (Parks) | 1,744 | 9 | 193.78 |
| NY | 11532-PS 185/PS 208 | 3,926 | 25 | 157.04 |
| NY | 11533-Isaacs/Johnson Cornerstone | 2,239 | 11 | 203.55 |
| NY | 11587-The Clinton School for Writers and Artists | 5,186 | 20 | 259.30 |
| NY | 11590-Mary McLeod Bethune Gardens Community Center | 744 | 11 | 67.64 |
| NY | 11592-JHS 56 | 2,596 | 14 | 185.43 |
| NY | 11604-EM Moore Housing for the Elderly | 1,478 | 12 | 123.17 |
| NY | 11615-53rd Street Library | 1,331 | 9 | 147.89 |
| NY | 11620-George Washington High School | 4,761 | 18 | 264.50 |
| NY | 11622-Morningside Heights Housing | 724 | 9 | 80.44 |
| NY | 11641-The Balton | 1,501 | 9 | 166.78 |
| NY | 11642-Dream Charter School | 2,375 | 12 | 197.92 |

| County | Poll Site | Voters | Workers | Voters/Worker |
|--------|---|--------|---------|---------------|
| NY | 11650-Church of the Holy Apostles | 954 | 10 | 95.40 |
| NY | 11657-Lower East Side Girls Club | 1,383 | 8 | 172.88 |
| NY | 11683-Church of the Holy Trinity | 3,414 | 20 | 170.70 |
| NY | 11685-Taino Towers IV | 3,154 | 56 | 56.32 |
| NY | 11690-Hamilton Madison House | 3,437 | 19 | 180.89 |
| NY | 11692-Alfred E. Smith Recreation Center | 939 | 4 | 234.75 |
| NY | 11736-Jewish Community Center (Harlem) | 784 | 9 | 87.11 |
| NY | 11740-SUNY Global | 281 | 6 | 46.83 |
| NY | 11747-HCCI (The David & Joyce Dinkins Gardens) | 889 | 10 | 88.90 |
| NY | 11748-B'nai Jeshurun | 2,853 | 17 | 167.82 |
| NY | 11796-MS 297 | 3,635 | 8 | 454.38 |
| NY | 11798-PS 340 (The Sixth Avenue Elementary School) | 1,992 | 6 | 332.00 |
| NY | 11800-Kaufman Music Center | 1,435 | 5 | 287.00 |
| NY | 11870-M.S. Houses | 1,890 | 16 | 118.13 |
| NY | 11872-Bernie Wohl Center | 1,530 | 10 | 153.00 |
| NY | 11917-Ford Foundation | 1,902 | 16 | 118.88 |
| NY | 11918-David Rubenstein Atrium at Lincoln Center | 1,486 | 7 | 212.29 |
| NY | M0002-Stuyvesant Town II | 1,247 | 9 | 138.56 |
| NY | M0009-MS 54 Booker T Washington Middle School | 2,852 | 13 | 219.38 |
| NY | M0012-Civil Court | 1,380 | 12 | 115.00 |
| NY | M0013-Norman Thomas High School | 2,390 | 13 | 183.85 |
| NY | M0014-Find Aid For Aged (Hargrave) | 2,380 | 8 | 297.50 |
| NY | M0018-PS 169 | 6,108 | 29 | 210.62 |
| NY | M0019-PS 41 | 7,225 | 20 | 361.25 |
| NY | M0023-PS 63 | 2,225 | 9 | 247.22 |
| NY | M0024-PS 2 (Meyer London) | 1,913 | 14 | 136.64 |
| NY | M0026-PS 36 | 2,042 | 12 | 170.17 |
| NY | M0027-PS 140 | 2,414 | 16 | 150.88 |
| NY | M0028-Esplanade Gardens | 2,856 | 16 | 178.50 |
| NY | M0032-PS 72 | 2,772 | 10 | 277.20 |
| NY | M0041-Lincoln Towers | 585 | 4 | 146.25 |
| NY | M0043-Find Aid For Aged (Hamilton) | 2,941 | 10 | 294.10 |
| NY | M0044-PS 87 | 4,392 | 15 | 292.80 |
| NY | M0046-PS 130 | 2,568 | 18 | 142.67 |
| NY | M0049-William O'Shea Campus | 3,418 | 12 | 284.83 |
| NY | M0050-PS 158 | 7,802 | 22 | 354.64 |
| NY | M0051-PS 133 | 2,966 | 14 | 211.86 |
| NY | M0053-Waterside Plaza | 801 | 8 | 100.13 |
| NY | M0057-Lincoln Towers II | 2,631 | 5 | 526.20 |
| NY | M0063-158th & Riverside Drive Housing Co. Inc. | 2,194 | 8 | 274.25 |
| NY | M0064-Jackie Robinson Complex | 4,137 | 75 | 55.16 |
| NY | M0067-PS 7 | 6,908 | 28 | 246.71 |
| NY | M0068-Lincoln Towers III | 826 | 5 | 165.20 |
| NY | M0070-1619 3rd Avenue | 966 | 7 | 138.00 |
| NY | M0072-PS 163 | 8,577 | 42 | 204.21 |

Appendix Cont'd

| County | Poll Site | Voters | Workers | Voters/Worker |
|--------|---|--------|---------|---------------|
| NY | M0073-PS 20 | 5,270 | 14 | 376.43 |
| NY | M0078-PS 198 | 6,825 | 35 | 195.00 |
| NY | M0080-Village View Housing | 1,684 | 6 | 280.67 |
| NY | M0081-PS 175 Henry H. Garnet | 6,871 | 69 | 99.58 |
| NY | M0082-PS 153 | 8,920 | 42 | 212.38 |
| NY | M0083-Knickerbocker Plaza | 3,431 | 18 | 190.61 |
| NY | M0084-PS 57 | 3,434 | 16 | 214.63 |
| NY | M0086-Stanley Isaacs Ctr | 1,440 | 12 | 120.00 |
| NY | M0088-Mott Street Sr Ctr | 993 | 5 | 198.60 |
| NY | M0091-Hamilton Hgts Terrace | 713 | 13 | 54.85 |
| NY | M0093-PS 132 | 6,391 | 17 | 375.94 |
| NY | M0105-Harlem Renaissance HS | 1,328 | 8 | 166.00 |
| NY | M0106-Washington Heights Academy (M366) | 7,251 | 27 | 268.56 |
| NY | M0107-Lincoln Towers VI | 492 | 5 | 98.40 |
| NY | M0108-1199 Housing | 1,075 | 12 | 89.58 |
| NY | M0111-PS 116 | 5,236 | 27 | 193.93 |
| NY | M0114-1199 Housing III | 983 | 16 | 61.44 |
| NY | M0121-Drew Hamilton Houses | 4,911 | 24 | 204.63 |
| NY | M0122-Riverton Apts | 1,369 | 14 | 97.79 |
| NY | M0126-Vanderbilt YMCA | 983 | 6 | 163.83 |
| NY | M0128-PS 47(The ASL and English Lower School) | 2,807 | 10 | 280.70 |
| NY | M0129-Robert Wagner Middle School | 8,538 | 82 | 104.12 |
| NY | M0132-Riverbend Housing | 1,515 | 13 | 116.54 |
| NY | M0134-PS 38 or 121 | 770 | 10 | 77.00 |
| NY | M0135-PS 165 | 8,236 | 41 | 200.88 |
| NY | M0140-PS/JHS 117 | 2,499 | 9 | 277.67 |
| NY | M0142-PS 194 | 4,674 | 24 | 194.75 |
| NY | M0143-PS 154 | 5,236 | 23 | 227.65 |
| NY | M0144-Lincoln Square Neighborhood Center | 2,503 | 18 | 139.06 |
| NY | M0145-PS 189 | 2,827 | 8 | 353.38 |
| NY | M0152-PS 199 | 6,049 | 15 | 403.27 |
| NY | M0155-PS 33 | 7,263 | 21 | 345.86 |
| NY | M0156-Stuyvesant Town IV | 1,619 | 5 | 323.80 |
| NY | M0157-Grand Street Settlement | 697 | 3 | 232.33 |
| NY | M0159-Polo Ground Sr Ctr | 1,546 | 8 | 193.25 |
| NY | M0160-PS 46 | 2,246 | 14 | 160.43 |
| NY | M0166-Lincoln Guild Housing | 418 | 5 | 83.60 |
| NY | M0169-PS 173 | 9,651 | 28 | 344.68 |
| NY | M0171-PS 290 (Manh New School) | 7,516 | 38 | 197.79 |
| NY | M0172-PS 134 | 4,440 | 22 | 201.82 |
| NY | M0173-PS 102 | 3,726 | 20 | 186.30 |
| NY | M0175-Gen Grant Houses IV | 1,128 | 8 | 141.00 |
| NY | M0177-Julia Richman Education Campus | 3,070 | 14 | 219.29 |
| NY | M0178-East Midtown Plaza | 2,907 | 15 | 193.80 |
| NY | M0187-Tweed Court | 1,057 | 7 | 151.00 |

| County | Poll Site | Voters | Workers | Voters/Worker |
|--------|--|--------|---------|---------------|
| NY | M0192-IS 70 | 5,787 | 23 | 251.61 |
| NY | M0195-Penn South (Bldg 2B) | 1,079 | 5 | 215.80 |
| NY | M0198-Penn South (Bldg 8A) | 1,687 | 5 | 337.40 |
| NY | M0205-Seward Park IV | 1,220 | 7 | 174.29 |
| NY | M0212-M Plaza, L.P. | 3,952 | 13 | 304.00 |
| NY | M0215-PS 149 | 3,234 | 16 | 202.13 |
| NY | M0216-Columbia University Houses | 840 | 11 | 76.36 |
| NY | M0218-PS 183 | 5,512 | 19 | 290.11 |
| NY | M0223-PS 146 | 2,135 | 8 | 266.88 |
| NY | M0224-Yorkville Community School | 3,942 | 16 | 246.38 |
| NY | M0231-PS 111 | 6,048 | 23 | 262.96 |
| NY | M0232-PS 188 Or 196 | 4,042 | 14 | 288.71 |
| NY | M0234-PS 6 | 2,639 | 8 | 329.88 |
| NY | M0237-PS 53 Or 811 | 5,691 | 19 | 299.53 |
| NY | M0240-PS 28 | 4,127 | 25 | 165.08 |
| NY | M0244-St Margaret's House | 1,844 | 15 | 122.93 |
| NY | M0245-PS 3 | 3,576 | 14 | 255.43 |
| NY | M0248-PS 192 | 5,625 | 30 | 187.50 |
| NY | M0255-JHS 143 Eleanor Roosevelt | 7,474 | 60 | 124.57 |
| NY | M0259-Marble Hill Community Center | 1,758 | 9 | 195.33 |
| NY | M0262-Stuyvesant Town V | 1,249 | 8 | 156.13 |
| NY | M0265-NYU Brittany Hall | 1,998 | 7 | 285.43 |
| NY | M0280-LaGuardia High School | 4,142 | 18 | 230.11 |
| NY | M0286-PS 131 | 2,529 | 10 | 252.90 |
| NY | M0287-Holy Rood Church | 2,385 | 11 | 216.82 |
| NY | M0288-PS 34 | 2,814 | 10 | 281.40 |
| NY | M0289-PS 75 | 4,628 | 18 | 257.11 |
| NY | M0290-Masaryk Towers | 1,946 | 11 | 176.91 |
| NY | M0300-K'Hal Adath Jeshurun | 2,164 | 16 | 135.25 |
| NY | M0302-PS 152 | 5,387 | 24 | 224.46 |
| NY | M0303-Ft Washington Serv For Eld/Riverstone Senior Life Services | 6,848 | 15 | 456.53 |
| NY | M0317-Charles Hill Tower | 1,540 | 11 | 140.00 |
| NY | M0319-Rafael Hernandez Houses | 1,370 | 9 | 152.22 |
| NY | M0324-3333 Broadway | 2,943 | 16 | 183.94 |
| NY | M0326-JHS 118 | 9,219 | 27 | 341.44 |
| BX | 00030-PS 71 Rose E. Scala School | 2,598 | 11 | 236.18 |
| BX | 00036-Pelham Pkwy Community Center | 528 | 11 | 48.00 |
| BX | 10024-Adult Behavioral Health Center | 110 | 8 | 13.75 |
| BX | 10066-PS 163 Arthur A. Schomburg | 3,304 | 11 | 300.36 |
| BX | 10071-Hostos Community College | 1,345 | 11 | 122.27 |
| BX | 10072-MS 203 (PS 183) | 3,438 | 13 | 264.46 |
| BX | 10075-PS 179 (PS 40) | 2,281 | 12 | 190.08 |
| BX | 10078-IS 217 (IS 116) School of Performing Arts | 3,600 | 14 | 257.14 |
| BX | 10087-IS 206 Ann Mersereau | 4,497 | 20 | 224.85 |
| BX | 10090-PS 61 Francisco Oller | 1,431 | 7 | 204.43 |

Appendix Cont'd

| County | Poll Site | Voters | Workers | Voters/Worker |
|--------|--|--------|---------|---------------|
| BX | 10097-IS 166 Bronx Early College Academy for Teaching & Learning | 4,335 | 20 | 216.75 |
| BX | 10210-PS 119 | 3,507 | 19 | 184.58 |
| BX | 10212-Olivet Gospel Assembly | 1,815 | 7 | 259.29 |
| BX | 10312-Millbrook Community Center | 2,151 | 8 | 268.88 |
| BX | 10346-Bronxworks Heights Senior Center | 3,796 | 30 | 126.53 |
| BX | 10354-Mt. Hebron Baptist Church | 2,665 | 11 | 242.27 |
| BX | 10359-PS 306 | 6,010 | 30 | 200.33 |
| BX | 10546-PS 15 Institute for Environmental Learning | 2,892 | 10 | 289.20 |
| BX | 10591-Glad Tidings Assembly | 2,339 | 10 | 233.90 |
| BX | 10601-PS 83 Annex | 1,767 | 8 | 220.88 |
| BX | 10603-Eastchester Community Center | 2,361 | 10 | 236.10 |
| BX | 10616-IS 174 Archimedes Academy for Mathematics | 3,000 | 18 | 166.67 |
| BX | 10639-Mark Terrace Apartment Building | 1,542 | 8 | 192.75 |
| BX | 10690-The Plaza Rehab and Nursing Center | 2,711 | 13 | 208.54 |
| BX | 10712-Throggs Neck Senior Center | 1,432 | 10 | 143.20 |
| BX | 10817-St. Mary's Park Community Center | 3,028 | 17 | 178.12 |
| BX | 10859-Gun Hill Community Center | 960 | 8 | 120.00 |
| BX | 10949-St. Frances de Chantal Church | 1,736 | 27 | 64.30 |
| BX | 11004-Glebe Avenue Senior Center | 1,570 | 11 | 142.73 |
| BX | 11114-Shakespeare Senior HDFC | 2,306 | 13 | 177.38 |
| BX | 11146-Justice Sonia Sotomayor Community Center | 2,278 | 38 | 59.95 |
| BX | 11151-Holy Rosary Church | 4,104 | 22 | 186.55 |
| BX | 11153-The Arbor | 1,658 | 7 | 236.86 |
| BX | 11172-PS 23 The New Children's School | 3,615 | 18 | 200.83 |
| BX | 11178-Kensington Bldg /Fordham Hill Complex | 1,517 | 8 | 189.63 |
| BX | 11180-PS/MS 194 | 1,813 | 12 | 151.08 |
| BX | 11243-Hebrew Institute of Riverdale | 4,666 | 17 | 274.47 |
| BX | 11373-Van Nest Academy-PS/MS 498 | 1,264 | 5 | 252.80 |
| BX | 11451-Mitchell Community Center | 5,155 | 21 | 245.48 |
| BX | 11456-PS 189/IS 462-Rosa Parks Educational Campus | 1,130 | 8 | 141.25 |
| BX | 11466-Parkchester South Condominium 18 Metropolitan | 2,857 | 7 | 408.14 |
| BX | 11467-Parkchester North Condominium 1563 Metropolitan | 2,208 | 15 | 147.20 |
| BX | 11496-PS 54 | 7,848 | 25 | 313.92 |
| BX | 11582-PS 126 | 3,452 | 17 | 203.06 |
| BX | 11676-Our Lady Of Assumption School | 1,169 | 7 | 167.00 |
| BX | 11682-Mott Haven Campus | 1,447 | 14 | 103.36 |
| BX | 11689-PS 207 | 3,694 | 16 | 230.88 |
| BX | 11737-PS 357 Young Voices Academy | 2,554 | 12 | 212.83 |
| BX | 11746-PS/IS 218 Rafael Hernandez | 3,755 | 16 | 234.69 |
| BX | 11751-Saint Luke's Housing | 1,534 | 8 | 191.75 |
| BX | 11754-Co-Op City Dreiser Loop Room #1, #2, #4 & #8 | 4,760 | 29 | 164.14 |
| BX | 11755-Store Front | 1,652 | 13 | 127.08 |
| BX | 11757-PS 160 Walt Disney School | 3,131 | 17 | 184.18 |
| BX | 11758-Truman High School | 2,411 | 39 | 61.82 |
| BX | 11791-PS 360 | 2,397 | 9 | 266.33 |

| County | Poll Site | Voters | Workers | Voters/Worker |
|--------|--|--------|---------|---------------|
| BX | 11839-Holy Family School | 2,578 | 14 | 184.14 |
| BX | 11860-St. Michael's Roman Catholic Church | 1,903 | 6 | 317.17 |
| BX | 11895-Fordham Bedford/Servian Heights LLC | 479 | 5 | 95.80 |
| BX | 11896-Daly 180 HDFC The Phipps E. 180th | 1,113 | 4 | 278.25 |
| BX | 11912-Bailey Rain Senior Center | 2,013 | 8 | 251.63 |
| BX | X0003-PS 6 West Farms | 3,480 | 13 | 267.69 |
| BX | X0004-JHS 145 Arturo Toscanini | 3,473 | 17 | 204.29 |
| BX | X0005-PS 66 School of Higher Expectations | 7,600 | 29 | 262.07 |
| BX | X0006-PS 152 Evergreen | 2,032 | 11 | 184.73 |
| BX | X0007-Bronx Regional HS | 3,458 | 16 | 216.13 |
| BX | X0008-PS 73 Bronx | 3,705 | 17 | 217.94 |
| BX | X0009-JHS 123 James M. Kieran | 735 | 9 | 81.67 |
| BX | X0013-PS 90 The Family School | 5,623 | 14 | 401.64 |
| BX | X0014-Edenwald Community Center | 3,478 | 15 | 231.87 |
| BX | X0015-Highbridge Gardens Community Center | 1,236 | 11 | 112.36 |
| BX | X0017-PS 108 Philip J. Abinanti | 3,665 | 12 | 305.42 |
| BX | X0019-Walker Memorial Church Hall | 3,639 | 20 | 181.95 |
| BX | X0020-MS 143 The Marie Curie School for Health Professions | 2,942 | 15 | 196.13 |
| BX | X0021-Baychester Community Center | 4,260 | 14 | 304.29 |
| BX | X0022-PS 132 Garret A. Morgan | 2,660 | 11 | 241.82 |
| BX | X0023-PS 79 Elem School for Math, Science, and Technology | 4,246 | 15 | 283.07 |
| BX | X0024-PS 195 | 5,545 | 19 | 291.84 |
| BX | X0025-PS 11 Highbridge | 4,207 | 14 | 300.50 |
| BX | X0026-PS 63 Author's Academy | 2,848 | 11 | 258.91 |
| BX | X0027-PS 48 Joseph R. Drake | 1,552 | 10 | 155.20 |
| BX | X0028-Mott Hall V (James Monroe Annex) | 4,481 | 21 | 213.38 |
| BX | X0034-PS 78 Anne Hutchinson | 6,959 | 16 | 434.94 |
| BX | X0035-PS 64 Pura Belpre | 4,886 | 17 | 287.41 |
| BX | X0037-JHS 80 The Mosholu Parkway | 3,426 | 16 | 214.13 |
| BX | X0039-PS 93 Albert G. Oliver | 3,548 | 13 | 272.92 |
| BX | X0041-Sedgwick Community Center | 2,788 | 18 | 154.89 |
| BX | X0042-JHS 127 The Castle Hill School | 3,023 | 14 | 215.93 |
| BX | X0044-Parkchester South 1595 Unionport Road | 1,401 | 12 | 116.75 |
| BX | X0051-PS 311/481 The Steam Bridge School | 4,001 | 23 | 173.96 |
| BX | X0052-PS 70 Max Schoenfeld | 3,988 | 13 | 306.77 |
| BX | X0053-PS 107 | 3,938 | 12 | 328.17 |
| BX | X0055-PS/MS 4 Crotona Park West | 555 | 17 | 32.65 |
| BX | X0057-1720 Mayflower Terrace | 974 | 9 | 108.22 |
| BX | X0062-PS 47 John Randolph | 3,963 | 19 | 208.58 |
| BX | X0064-Harding Park Community Center | 2,208 | 15 | 147.20 |
| BX | X0065-PS 44 David C. Farragut | 4,152 | 22 | 188.73 |
| BX | X0066-PS 102 Joseph O. Loretan | 5,497 | 25 | 219.88 |
| BX | X0067-PS 28 Mount Hope | 2,558 | 27 | 94.74 |
| BX | X0068-IS 117 Joseph H. Wade | 3,748 | 15 | 249.87 |
| BX | X0069-1880 Valentine Ave Community Room | 867 | 2 | 433.50 |

Appendix Cont'd

| County | Poll Site | Voters | Workers | Voters/Worker |
|--------|--|--------|---------|---------------|
| BX | X0071-MS 390 (PS 26) | 3,801 | 22 | 172.77 |
| BX | X0072-PS 87 | 2,376 | 6 | 396.00 |
| BX | X0074-Hutchinson River Community Center | 988 | 8 | 123.50 |
| BX | X0075-PS 175 City Island | 1,460 | 8 | 182.50 |
| BX | X0076-PS 67 Mohegan School | 3,228 | 13 | 248.31 |
| BX | X0077-Jaime Towers | 3,092 | 10 | 309.20 |
| BX | X0079-Parkchester South Condominium 2059 McGraw Avenue | 1,397 | 9 | 155.22 |
| BX | X0080-PS 138 Samuel Randall | 4,311 | 14 | 307.93 |
| BX | X0081-PS 57 Crescent | 4,780 | 23 | 207.83 |
| BX | X0082-PS 106 | 3,958 | 18 | 219.89 |
| BX | X0087-Jonas Bronck Housing | 2,945 | 7 | 420.71 |
| BX | X0091-William H. Taft High School | 3,935 | 26 | 151.35 |
| BX | X0092-PS 85 Great Expectations | 6,715 | 25 | 268.60 |
| BX | X0093-PS 33 Timothy Dwight | 7,162 | 24 | 298.42 |
| BX | X0095-JHS 135 F.D. Whalen | 1,456 | 9 | 161.78 |
| BX | X0098-JHS 45 Thomas C. Giordano MS 45 | 1,618 | 38 | 42.58 |
| BX | X0101-IS 144 Michelangelo | 3,222 | 10 | 322.20 |
| BX | X0103-PS 12 Lewis and Clark School | 2,302 | 7 | 328.86 |
| BX | X0108-PS 229 Roland Patterson | 3,525 | 15 | 235.00 |
| BX | X0109-MS 101 Edward R. Byrne | 1,680 | 7 | 240.00 |
| BX | X0110-PS 121 Throop | 3,487 | 16 | 217.94 |
| BX | X0111-PS 86 Kingsbridge Heights | 4,331 | 17 | 254.76 |
| BX | X0112-Melrose IHAD-Literacy | 1,787 | 12 | 148.92 |
| BX | X0113-Preston High School | 1,833 | 9 | 203.67 |
| BX | X0118-PS 8 Issac Varian | 4,951 | 25 | 198.04 |
| BX | X0121-PS 14 Senator John Calandra | 2,303 | 7 | 329.00 |
| BX | X0127-Ampere Ave Knights of Columbus Hall | 2,786 | 9 | 309.56 |
| BX | X0130-Ft. Independence Community Center | 1,916 | 10 | 191.60 |
| BX | X0131-PS 1 Courtlandt School | 4,545 | 13 | 349.62 |
| BX | X0132-PS 41 Gun Hill Road | 6,510 | 30 | 217.00 |
| BX | X0133-PS 56 | 5,355 | 23 | 232.83 |
| BX | X0134-Scott Towers Community Room | 378 | 5 | 75.60 |
| BX | X0137-Mosholu Montefiore Community Center | 2,450 | 9 | 272.22 |
| BX | X0138-PS 94 Kings College School | 2,990 | 16 | 186.88 |
| BX | X0140-Hellenic Orthodox Community Church | 1,068 | 5 | 213.60 |
| BX | X0141-PS 53 Annex Basheer Quisim | 3,378 | 14 | 241.29 |
| BX | X0143-PS 113 Globe School for Environmental Research | 6,058 | 19 | 318.84 |
| BX | X0144-Mott Haven Community Room | 1,455 | 11 | 132.27 |
| BX | X0147-Parkside Development Community Room | 665 | 9 | 73.89 |
| BX | X0148-PS 95 | 4,864 | 17 | 286.12 |
| BX | X0149-Tracy Towers Community Room | 1,783 | 9 | 198.11 |
| BX | X0150-Betances Community Center | 3,647 | 18 | 202.61 |
| BX | X0152-PS 68 Bronx | 4,163 | 16 | 260.19 |
| BX | X0153-PS 103 Hector Fontanez | 6,334 | 20 | 316.70 |
| BX | X0156-PS 19 Judith K. Weiss | 2,138 | 11 | 194.36 |

| County | Poll Site | Voters | Workers | Voters/Worker |
|--------|--|--------|---------|---------------|
| BX | X0157-PS 55 Benjamin Franklin | 5,727 | 27 | 212.11 |
| BX | X0160-Samuel Gompers HS | 1,293 | 10 | 129.30 |
| BX | X0161-PS 16 Wakefield | 3,690 | 12 | 307.50 |
| BX | X0165-Riverpoint Towers Community Room | 2,277 | 13 | 175.15 |
| BX | X0166-PS 81 Robert J. Christen | 4,828 | 17 | 284.00 |
| BX | X0167-PS 69 Journey Prep School | 3,160 | 11 | 287.27 |
| BX | X0168-PS 5 Port Morris | 4,148 | 16 | 259.25 |
| BX | X0177-PS 96 Richard Rodgers | 3,240 | 12 | 270.00 |
| BX | X0178-PS 62 Inocencio Casanova | 4,239 | 17 | 249.35 |
| BX | X0179-MS/HS 141 Riverdale/Kingsbridge Academy | 5,314 | 11 | 483.09 |
| BX | X0183-PS 32 | 3,656 | 14 | 261.14 |
| BX | X0186-PS 105 Sen Abraham Bernstein | 3,667 | 17 | 215.71 |
| BX | X0188-IS 74 The Hunts Point School | 2,558 | 10 | 255.80 |
| BX | X0189-PS 186 Walter J. Damrosch School | 3,522 | 10 | 352.20 |
| BX | X0190-PS 130 Abram Stevens Hewitt | 2,614 | 17 | 153.76 |
| BX | X0191-PS/MS 29 Melrose School | 1,609 | 12 | 134.08 |
| BX | X0197-Tilden Towers II | 2,182 | 12 | 181.83 |
| BX | X0201-Bronx County Supreme Court House | 5,354 | 51 | 104.98 |
| BX | X0203-JHS 131 Albert Einstein | 5,876 | 20 | 293.80 |
| BX | X0204-PS 333 The Museum School (PS 60) | 1,075 | 6 | 179.17 |
| BX | X0205-MS 301 (PS 120) Paul L. Dunbar | 5,953 | 18 | 330.72 |
| BX | X0207-PS 76 The Bennington School | 3,479 | 14 | 248.50 |
| BX | X0209-PS 150 Charles James Fox | 2,493 | 8 | 311.63 |
| BX | X0210-Columbus High School | 1,658 | 33 | 50.24 |
| BX | X0213-PS 146 Edward Collins | 3,511 | 14 | 250.79 |
| BX | X0214-PS 89 Bronx | 2,788 | 13 | 214.46 |
| BX | X0215-PS 75 | 2,356 | 6 | 392.67 |
| BX | X0219-Co-Op City Einstein Community Center #3 | 2,764 | 18 | 153.56 |
| BX | X0221-PS 42 Claremont | 1,318 | 11 | 119.82 |
| BX | X0223-Grace Dodge Vocational HS | 2,544 | 15 | 169.60 |
| BX | X0224-PS 65 Mother Hale Academy | 3,786 | 18 | 210.33 |
| BX | X0225-PS 72 Dr. William Dorney | 2,646 | 7 | 378.00 |
| BX | X0226-Morris HS Academy for Collaborative Studies | 1,633 | 13 | 125.62 |
| BX | X0229-Edgewater Volunteer Fire House | 905 | 6 | 150.83 |
| BX | X0234-Co-Op City 2049 Bartow Avenue Community Center | 4,117 | 22 | 187.14 |
| BX | X0235-Locust Point Civic Hall | 216 | 9 | 24.00 |
| BX | X0237-RIVERDALE -- YMY-WHA | 1,602 | 7 | 228.86 |
| KG | 00038-PS 252 JHS | 5,134 | 30 | 171.13 |
| KG | 00039-PS 206 | 2,788 | 28 | 99.57 |
| KG | 00043-Friends Field | 1,072 | 8 | 134.00 |
| KG | 00045-Wayside Comm Center | 355 | 7 | 50.71 |
| KG | 00048-PS 52 | 2,492 | 25 | 99.68 |
| KG | 00049-Wyckoff Gardens Comm Ctr | 3,499 | 21 | 166.62 |
| KG | 00050-PS 95 | 2,241 | 17 | 131.82 |
| KG | 10039-Kings Bay Public Library | 403 | 9 | 44.78 |

Appendix Cont'd

| County | Poll Site | Voters | Workers | Voters/Worker |
|--------|--|--------|---------|---------------|
| KG | 10040-Tilden HS | 2,736 | 15 | 182.40 |
| KG | 10041-PS 235 Annex | 1,866 | 15 | 124.40 |
| KG | 10043-Unity Plaza Comm Ctr | 2,479 | 14 | 177.07 |
| KG | 10045-Crown Heights Public Library | 885 | 12 | 73.75 |
| KG | 10046-Homecrest Public Library | 348 | 10 | 34.80 |
| KG | 10048-PS 329 | 2,409 | 15 | 160.60 |
| KG | 10051-Borough Park Public Library | 1,032 | 6 | 172.00 |
| KG | 10052-Telecommunications HS | 3,348 | 22 | 152.18 |
| KG | 10053-PS 377 | 1,265 | 8 | 158.13 |
| KG | 10054-IS 291 | 3,388 | 12 | 282.33 |
| KG | 10058-IS 390/MS 334/MS 354 | 4,057 | 24 | 169.04 |
| KG | 10068-Boulevard Comm Ctr | 970 | 13 | 74.62 |
| KG | 10112-Dance Atlantic Studio | 856 | 44 | 19.45 |
| KG | 10114-Ridgewood Sr Center | 2,354 | 10 | 235.40 |
| KG | 10122-Youth Center | 2,080 | 50 | 41.60 |
| KG | 10123-Boro Park YM-YWHA | 2,650 | 11 | 240.91 |
| KG | 10158-Ft Hamilton Public Library | 806 | 7 | 115.14 |
| KG | 10160-JASA Sr Ctr | 1,523 | 11 | 138.45 |
| KG | 10172-Sr Center | 866 | 10 | 86.60 |
| KG | 10187-Chavis Apartments | 816 | 8 | 102.00 |
| KG | 10216-Agudath Sr Ctr | 2,324 | 14 | 166.00 |
| KG | 10217-St. Marks School | 1,427 | 17 | 83.94 |
| KG | 10253-IS 88 | 5,096 | 24 | 212.33 |
| KG | 10254-McGuinness Sr Ctr | 4,582 | 17 | 269.53 |
| KG | 10256-Vollies Memorial Hall | 742 | 8 | 92.75 |
| KG | 10286-Vetro Apts Ten Assoc | 1,243 | 14 | 88.79 |
| KG | 10295-Marlborough Gardens | 2,237 | 12 | 186.42 |
| KG | 10319-Kings Bay YM-YWHA | 1,972 | 16 | 123.25 |
| KG | 10325-Stuyvesant Gardens II | 1,693 | 11 | 153.91 |
| KG | 10326-St. Augustine's Episcopal Church | 2,152 | 13 | 165.54 |
| KG | 10333-IS 14 | 2,527 | 17 | 148.65 |
| KG | 10366-Mary D's Housing for Seniors | 2,585 | 13 | 198.85 |
| KG | 10437-PS 6 | 5,365 | 23 | 233.26 |
| KG | 10443-Stuy-Park Houses | 1,127 | 13 | 86.69 |
| KG | 10450-PS 22 | 4,230 | 19 | 222.63 |
| KG | 10550-PS 207 Annex Early Childhood Ctr | 3,401 | 16 | 212.56 |
| KG | 10551-Clara Barton Voc HS | 2,795 | 12 | 232.92 |
| KG | 10557-Brooklyn Museum | 4,286 | 83 | 51.64 |
| KG | 10580-Taylor Wythe Comm Ctr | 5,804 | 56 | 103.64 |
| KG | 10597-Old Boys HS | 6,091 | 27 | 225.59 |
| KG | 10598-MS 2 | 2,491 | 13 | 191.62 |
| KG | 10718-3386 Atlantic Realty LLC | 3,124 | 18 | 173.56 |
| KG | 10784-PS 69 | 410 | 11 | 37.27 |
| KG | 10788-O'Dwyer Community Center | 1,321 | 10 | 132.10 |
| KG | 10857-Marlboro Comm Ctr | 3,227 | 20 | 161.35 |

| County | Poll Site | Voters | Workers | Voters/Worker |
|--------|--------------------------------------|--------|---------|---------------|
| KG | 10931-Noll Street Apartments | 4,202 | 22 | 191.00 |
| KG | 10933-PS 66 IS | 1,706 | 16 | 106.63 |
| KG | 10964-Rheingold Gardens | 1,039 | 11 | 94.45 |
| KG | 10966-St. Francis Church De Paola | 2,577 | 12 | 214.75 |
| KG | 10967-PS 156 IS | 4,632 | 24 | 193.00 |
| KG | 10984-IS 395/PS 109 | 5,667 | 21 | 269.86 |
| KG | 11011-PS 397 | 1,448 | 10 | 144.80 |
| KG | 11106-God's Battalion Church | 3,121 | 67 | 46.58 |
| KG | 11107-PS 244 | 4,086 | 11 | 371.45 |
| KG | 11118-Flatbush Park Jewish Center | 3,553 | 18 | 197.39 |
| KG | 11170-Sephardic Comm Ctr | 2,192 | 10 | 219.20 |
| KG | 11175-PS 682 | 2,692 | 17 | 158.35 |
| KG | 11187-Crown Heights Apts | 2,157 | 13 | 165.92 |
| KG | 11188-Brooklyn Borough Hall | 3,142 | 13 | 241.69 |
| KG | 11190-Penny Yates Apts | 1,705 | 12 | 142.08 |
| KG | 11229-Friends of Crown Heights | 4,397 | 18 | 244.28 |
| KG | 11230-The Joan Snow Pre-K Center | 5,021 | 27 | 185.96 |
| KG | 11231-Medgar Evers | 3,993 | 20 | 199.65 |
| KG | 11237-PS 65 | 2,975 | 20 | 148.75 |
| KG | 11244-Downstate SUNY Medical Ctr | 751 | 10 | 75.10 |
| KG | 11245-PS 971 | 747 | 9 | 83.00 |
| KG | 11246-PS 896 | 1,283 | 12 | 106.92 |
| KG | 11248-Ocean Hill Comm Ctr | 1,882 | 13 | 144.77 |
| KG | 11249-Cortelyou Public Library | 604 | 8 | 75.50 |
| KG | 11250-Midwood Public Library | 1,240 | 14 | 88.57 |
| KG | 11251-Park Slope Armory YMCA | 5,486 | 65 | 84.40 |
| KG | 11269-Mapleton Public Library | 1,051 | 13 | 80.85 |
| KG | 11280-IS 324 | 2,370 | 17 | 139.41 |
| KG | 11286-Carroll Gardens Public Library | 1,423 | 5 | 284.60 |
| KG | 11293-Polish Slavic Culture Center | 3,140 | 13 | 241.54 |
| KG | 11374-Kappa V Campus | 3,052 | 24 | 127.17 |
| KG | 11382-PS 264 | 4,401 | 16 | 275.06 |
| KG | 11385-PS 310 | 1,068 | 7 | 152.57 |
| KG | 11386-Farragut Comm Ctr | 3,464 | 15 | 230.93 |
| KG | 11404-Arlington Public Library | 731 | 7 | 104.43 |
| KG | 11405-New Lots Public Library | 830 | 7 | 118.57 |
| KG | 11406-Williamsburg Comm Ctr | 3,057 | 53 | 57.68 |
| KG | 11407-Macon Public Library | 2,427 | 11 | 220.64 |
| KG | 11408-Kensington Public Library | 522 | 12 | 43.50 |
| KG | 11409-Kings Highway Public Library | 481 | 11 | 43.73 |
| KG | 11410-Sunset Park HS | 3,027 | 14 | 216.21 |
| KG | 11411-Park Slope Public Library | 1,385 | 12 | 115.42 |
| KG | 11412-Flatbush Public Library | 980 | 13 | 75.38 |
| KG | 11413-Bushwick Public Library | 1,131 | 11 | 102.82 |
| KG | 11414-Willoughby Sr Ctr | 2,266 | 16 | 141.63 |

Appendix Cont'd

| County | Poll Site | Voters | Workers | Voters/Worker |
|--------|--|--------|---------|---------------|
| KG | 11417-Top Civic Ctr | 3,236 | 17 | 190.35 |
| KG | 11418-Lenox Road Baptist Church | 3,758 | 12 | 313.17 |
| KG | 11419-St. Edmund Preparatory HS | 699 | 5 | 139.80 |
| KG | 11420-Our Lady of Perpetual Help | 4,654 | 59 | 78.88 |
| KG | 11421-IS 391 | 6,575 | 27 | 243.52 |
| KG | 11424-District 20 Pre K Ctr. | 908 | 12 | 75.67 |
| KG | 11427-New Jerusalem United Methodist Church | 1,512 | 12 | 126.00 |
| KG | 11428-Liberty Houses | 756 | 13 | 58.15 |
| KG | 11429-Kingsboro 7th Day Adventist | 1,982 | 15 | 132.13 |
| KG | 11430-Raices Times Plaza Senior Center | 701 | 10 | 70.10 |
| KG | 11431-Flatbush YMCA | 4,915 | 24 | 204.79 |
| KG | 11432-Brooklyn Prospect Charter School | 3,176 | 11 | 288.73 |
| KG | 11433-PS 89 | 3,539 | 21 | 168.52 |
| KG | 11440-Joseph A Miccio Community Center | 823 | 15 | 54.87 |
| KG | 11442-Carmine Carro Community Center | 1,791 | 18 | 99.50 |
| KG | 11444-Ozzie Wilson Residences Senior Housing | 1,452 | 11 | 132.00 |
| KG | 11445-Hope Gardens Youth Community Center | 2,242 | 9 | 249.11 |
| KG | 11446-New Hope Family Worship | 2,508 | 14 | 179.14 |
| KG | 11447-Betsy Head Pool | 1,737 | 14 | 124.07 |
| KG | 11448-Tilden Community Center | 2,282 | 18 | 126.78 |
| KG | 11449-Christ Church Bay Ridge | 3,622 | 13 | 278.62 |
| KG | 11450-Seth Low Senior Center | 2,836 | 15 | 189.07 |
| KG | 11452-Bishop Ford | 3,402 | 15 | 226.80 |
| KG | 11454-Zvi Dov Roth Academy of Yeshiva Rambam | 1,074 | 18 | 59.67 |
| KG | 11471-PS 331 | 3,225 | 14 | 230.36 |
| KG | 11472-Temple Sholom of Flatbush | 1,067 | 7 | 152.43 |
| KG | 11476-Fenimore United Meth. Church | 3,790 | 20 | 189.50 |
| KG | 11477-Boys and Girls High School | 2,203 | 12 | 183.58 |
| KG | 11488-Fort Hamilton Senior Center | 3,185 | 15 | 212.33 |
| KG | 11492-PS 398 | 5,197 | 31 | 167.65 |
| KG | 11493-Marlboro Memorial Post | 1,921 | 13 | 147.77 |
| KG | 11501-Community Board 12 | 1,190 | 13 | 91.54 |
| KG | 11515-Marien-Heim of Sunset Park | 3,676 | 15 | 245.07 |
| KG | 11535-Science Skills Center HS | 636 | 13 | 48.92 |
| KG | 11537-PS 12 | 4,676 | 18 | 259.78 |
| KG | 11543-Spring Creek Educational Campus | 2,208 | 14 | 157.71 |
| KG | 11564-Belmont Gardens II | 697 | 8 | 87.13 |
| KG | 11566-Ingersoll Community Center | 5,120 | 27 | 189.63 |
| KG | 11591-Atlantic Terminal Community Center | 2,235 | 9 | 248.33 |
| KG | 11610-Lafayette Gardens Comm. Ctr. | 1,094 | 9 | 121.56 |
| KG | 11612-East Midwood Jewish Center | 2,369 | 16 | 148.06 |
| KG | 11621-Brooklyn College Roosevelt Hall | 5,827 | 27 | 215.81 |
| KG | 11624-St. Francis College | 3,302 | 13 | 254.00 |
| KG | 11625-Cadman Towers 2 | 758 | 4 | 189.50 |
| KG | 11629-PAL-Wynn Center | 2,629 | 10 | 262.90 |

| County | Poll Site | Voters | Workers | Voters/Worker |
|--------|---|--------|---------|---------------|
| KG | 11630-Central Brooklyn Public Library | 2,043 | 12 | 170.25 |
| KG | 11633-Saratoga Village | 3,326 | 56 | 59.39 |
| KG | 11644-Van Dyke Community Ctr. | 4,037 | 58 | 69.60 |
| KG | 11675-Quincy Senior Residences | 2,205 | 17 | 129.71 |
| KG | 11734-IL Centro (Fiao) | 1,219 | 10 | 121.90 |
| KG | 11735-Carey Gardens Community Ctr. | 2,676 | 46 | 58.17 |
| KG | 11793-PS 889 | 1,043 | 9 | 115.89 |
| KG | 11794-PS/IS 437 | 2,440 | 11 | 221.82 |
| KG | 11795-Flatbush Tompkins Congregational Church | 4,335 | 21 | 206.43 |
| KG | 11797-Coney Island Prep H.S. | 1,710 | 19 | 90.00 |
| KG | 11801-Congregation Beit Hillel of Flatlands | 4,234 | 20 | 211.70 |
| KG | 11808-Weeksville Heritage Center | 1,058 | 9 | 117.56 |
| KG | 11809-Bushwick United Methodist Church | 1,880 | 15 | 125.33 |
| KG | 11869-Muslim American Society Youth Center | 2,642 | 11 | 240.18 |
| KG | 11871-The Bridge Multicultural Advocacy Project (MCP) | 713 | 16 | 44.56 |
| KG | 11885-St. Simon And Jude Church | 2,171 | 15 | 144.73 |
| KG | 11886-Bed Stuy YMCA | 664 | 9 | 73.78 |
| KG | 11889-Prospect Park YMCA | 3,652 | 16 | 228.25 |
| KG | 11890-Dodge YMCA | 3,455 | 7 | 493.57 |
| KG | 11891-Mc Carren Play Center | 3,203 | 13 | 246.38 |
| KG | 11892-Bushwick Inlet Park | 1,932 | 5 | 386.40 |
| KG | B0001-PS 230 | 2,899 | 18 | 161.06 |
| KG | B0002-Transit Tech HS | 1,840 | 17 | 108.24 |
| KG | B0003-IS 293 | 2,661 | 14 | 190.07 |
| KG | B0011-Cadman Towers | 2,483 | 9 | 275.89 |
| KG | B0012-PS 18 | 1,630 | 11 | 148.18 |
| KG | B0014-PS 272 | 5,753 | 28 | 205.46 |
| KG | B0016-PS 26 New | 2,474 | 15 | 164.93 |
| KG | B0017-PS 181 | 5,531 | 28 | 197.54 |
| KG | B0018-PS 167 | 3,156 | 19 | 166.11 |
| KG | B0019-PS 105 | 1,643 | 10 | 164.30 |
| KG | B0020-PS 251 | 6,479 | 22 | 294.50 |
| KG | B0022-PS 219 | 4,050 | 19 | 213.16 |
| KG | B0023-PS 279 | 3,794 | 17 | 223.18 |
| KG | B0024-PS 276 | 4,443 | 20 | 222.15 |
| KG | B0026-PS 114 | 4,267 | 16 | 266.69 |
| KG | B0027-PS 250 | 4,640 | 25 | 185.60 |
| KG | B0030-PS 189 | 1,467 | 15 | 97.80 |
| KG | B0033-PS 99 | 3,706 | 19 | 195.05 |
| KG | B0034-PS 256 | 5,224 | 19 | 274.95 |
| KG | B0035-Independence Towers Senior Center | 2,987 | 20 | 149.35 |
| KG | B0037-Crown Gardens Community Center | 1,671 | 13 | 128.54 |
| KG | B0042-PS 176 | 2,367 | 10 | 236.70 |
| KG | B0046-PS 335 | 2,509 | 14 | 179.21 |
| KG | B0048-PS 195 | 1,051 | 6 | 175.17 |

Appendix Cont'd

| County | Poll Site | Voters | Workers | Voters/Worker |
|--------|---|--------|---------|---------------|
| KG | B0055-PS 155 | 1,887 | 14 | 134.79 |
| KG | B0056-Patrick E Gorman Housing Co Inc. | 1,669 | 21 | 79.48 |
| KG | B0057-IS 162 | 2,064 | 10 | 206.40 |
| KG | B0058-PS 229 | 3,016 | 16 | 188.50 |
| KG | B0059-PS 346 | 4,032 | 17 | 237.18 |
| KG | B0060-Bay Academy-IS 98 | 1,953 | 17 | 114.88 |
| KG | B0061-JHS 258 | 4,186 | 14 | 299.00 |
| KG | B0062-Jimerson Houses | 741 | 11 | 67.36 |
| KG | B0067-William Maxwell HS | 1,243 | 17 | 73.12 |
| KG | B0069-St. Cecilia | 3,816 | 17 | 224.47 |
| KG | B0074-Achievement First East New York Middle School | 2,182 | 12 | 181.83 |
| KG | B0075-PS 243 | 2,219 | 10 | 221.90 |
| KG | B0076-PS 197 | 2,152 | 18 | 119.56 |
| KG | B0077-Ed R Murrow HS | 2,963 | 20 | 148.15 |
| KG | B0079-Canarsie HS | 5,839 | 24 | 243.29 |
| KG | B0080-New Utrecht HS | 2,648 | 26 | 101.85 |
| KG | B0081-PS 238 | 4,827 | 19 | 254.05 |
| KG | B0086-PS 163 | 2,600 | 15 | 173.33 |
| KG | B0087-PS 56 New | 3,286 | 17 | 193.29 |
| KG | B0088-PS 120 | 3,413 | 16 | 213.31 |
| KG | B0089-PS 282 | 5,432 | 15 | 362.13 |
| KG | B0090-PS 321 | 3,863 | 19 | 203.32 |
| KG | B0092-PS 254 | 2,319 | 15 | 154.60 |
| KG | B0093-JHS 50 | 5,509 | 19 | 289.95 |
| KG | B0094-PS 97 | 1,860 | 9 | 206.67 |
| KG | B0096-PS 234 IS | 3,415 | 27 | 126.48 |
| KG | B0098-IS 394 | 2,402 | 19 | 126.42 |
| KG | B0101-Hope Gardens Sr Ctr | 2,908 | 12 | 242.33 |
| KG | B0103-PS 54 New | 2,161 | 15 | 144.07 |
| KG | B0104-PS 269 | 5,420 | 25 | 216.80 |
| KG | B0106-PS 153 | 2,765 | 8 | 345.63 |
| KG | B0107-Brooklyn Tech HS | 3,709 | 13 | 285.31 |
| KG | B0109-PS 108 | 827 | 9 | 91.89 |
| KG | B0110-PS 179 | 4,141 | 20 | 207.05 |
| KG | B0112-PS 196 | 2,058 | 10 | 205.80 |
| KG | B0113-PS 17 | 3,093 | 18 | 171.83 |
| KG | B0117-PS 59 | 3,194 | 17 | 187.88 |
| KG | B0119-IS 71 -Juan Morel Campos | 7,128 | 30 | 237.60 |
| KG | B0120-Atlantic Towers | 1,521 | 15 | 101.40 |
| KG | B0121-PS 178 | 1,459 | 12 | 121.58 |
| KG | B0125-St. Columba's Church | 921 | 11 | 83.73 |
| KG | B0126-PS 20 | 6,094 | 25 | 243.76 |
| KG | B0131-PS 152/PS 315 | 6,781 | 27 | 251.15 |
| KG | B0132-PS 101 | 3,791 | 18 | 210.61 |
| KG | B0133-John Jay HS | 3,482 | 18 | 193.44 |

| County | Poll Site | Voters | Workers | Voters/Worker |
|--------|---|--------|---------|---------------|
| KG | B0134-PS 270 | 5,290 | 32 | 165.31 |
| KG | B0135-PS 73 | 2,650 | 12 | 220.83 |
| KG | B0136-PS 384 | 3,676 | 19 | 193.47 |
| KG | B0139-Harway Terrace | 894 | 10 | 89.40 |
| KG | B0141-William E. Grady CTE High School | 1,790 | 8 | 223.75 |
| KG | B0142-PS 84 | 4,397 | 14 | 314.07 |
| KG | B0144-PS 193 | 3,803 | 26 | 146.27 |
| KG | B0146-PS 286 | 1,487 | 14 | 106.21 |
| KG | B0147-PS 277 | 1,074 | 11 | 97.64 |
| KG | B0149-Bay Ridge Air Rights | 517 | 6 | 86.17 |
| KG | B0152-Water View Tower | 554 | 8 | 69.25 |
| KG | B0153-PS 40 | 3,049 | 15 | 203.27 |
| KG | B0155-L. H. Pink Houses Community Center | 3,205 | 21 | 152.62 |
| KG | B0157-PS 184 | 1,948 | 15 | 129.87 |
| KG | B0158-Contello Towers#2 | 538 | 10 | 53.80 |
| KG | B0159-Warbasse Bldg 4 | 579 | 8 | 72.38 |
| KG | B0163-PS 304 | 4,462 | 27 | 165.26 |
| KG | B0165-Warbasse Bldg 1C | 273 | 3 | 91.00 |
| KG | B0166-Urban Assembly School for Law & Justice | 2,130 | 18 | 118.33 |
| KG | B0167-PS 90 | 1,373 | 10 | 137.30 |
| KG | B0169-Trump Village Bldg 5B1 | 243 | 3 | 81.00 |
| KG | B0170-Trump Village Bldg 6A | 283 | 8 | 35.38 |
| KG | B0172-Trump Village Bldg 7A | 1,025 | 10 | 102.50 |
| KG | B0176-Edmonds Center (IS 113) | 3,182 | 13 | 244.77 |
| KG | B0177-PS 161 | 4,043 | 29 | 139.41 |
| KG | B0179-IS 292 | 881 | 12 | 73.42 |
| KG | B0182-Haber House | 593 | 12 | 49.42 |
| KG | B0185-PS 1 | 2,015 | 16 | 125.94 |
| KG | B0186-PS 93 | 4,879 | 20 | 243.95 |
| KG | B0187-PS 261 | 3,963 | 13 | 304.85 |
| KG | B0189-PS 132 | 2,399 | 12 | 199.92 |
| KG | B0190-Williams Center | 1,203 | 9 | 133.67 |
| KG | B0191-PS 19 | 4,974 | 21 | 236.86 |
| KG | B0193-PS 328 | 2,550 | 16 | 159.38 |
| KG | B0195-PS 58 | 3,128 | 9 | 347.56 |
| KG | B0196-Shorefront YM-YWHA | 2,316 | 16 | 144.75 |
| KG | B0197-PS 188 | 3,988 | 25 | 159.52 |
| KG | B0198-IS 302 | 2,211 | 13 | 170.08 |
| KG | B0203-Seacoast Towers | 709 | 8 | 88.63 |
| KG | B0205-JHS 51 | 5,406 | 21 | 257.43 |
| KG | B0207-Bay Ridge Towers | 266 | 6 | 44.33 |
| KG | B0208-PS 216 | 2,210 | 12 | 184.17 |
| KG | B0211-PS 150 | 719 | 13 | 55.31 |
| KG | B0212-PS 8 | 3,479 | 6 | 579.83 |
| KG | B0216-PS 133 | 3,702 | 12 | 308.50 |

Appendix Cont'd

| County | Poll Site | Voters | Workers | Voters/Worker |
|--------|---|--------|---------|---------------|
| KG | B0217-James Madison HS | 2,370 | 22 | 107.73 |
| KG | B0223-PS 158 | 4,686 | 25 | 187.44 |
| KG | B0225-PS 61 IS | 3,881 | 18 | 215.61 |
| KG | B0226-Bushwick Campus | 5,713 | 65 | 87.89 |
| KG | B0227-PS 134 | 410 | 8 | 51.25 |
| KG | B0228-PS 136 JHS | 631 | 6 | 105.17 |
| KG | B0234-PS 11 NEW | 4,268 | 16 | 266.75 |
| KG | B0235-PS 164 | 1,582 | 9 | 175.78 |
| KG | B0236-PS 223 IS | 3,312 | 21 | 157.71 |
| KG | B0237-JHS 126 | 1,606 | 11 | 146.00 |
| KG | B0238-PS 29 | 4,452 | 13 | 342.46 |
| KG | B0240-Warbasse Bldg 2A | 303 | 7 | 43.29 |
| KG | B0241-Sr Citizen Club | 1,303 | 15 | 86.87 |
| KG | B0242-PS 169 | 3,387 | 11 | 307.91 |
| KG | B0243-PS 131 | 3,598 | 25 | 143.92 |
| KG | B0245-Trump Village Bldg 3A | 644 | 9 | 71.56 |
| KG | B0246-Hugh Gilroy Sr Ctr | 551 | 13 | 42.38 |
| KG | B0247-PS 38 | 1,782 | 11 | 162.00 |
| KG | B0249-Trump Village Bldg 4A | 288 | 6 | 48.00 |
| KG | B0250-PS 320/PS 375 | 7,568 | 37 | 204.54 |
| KG | B0252-Vandalia Ctr | 3,564 | 82 | 43.46 |
| KG | B0253-PS 192 | 1,962 | 9 | 218.00 |
| KG | B0254-Cypress Hills Comm Ctr | 2,923 | 18 | 162.39 |
| KG | B0255-PS 208 | 3,680 | 18 | 204.44 |
| KG | B0256-PS 220 JHS | 1,726 | 15 | 115.07 |
| KG | B0257-Bushwick/Hylan Ctr | 1,976 | 17 | 116.24 |
| KG | B0258-Bedford Village School (PS 3) | 5,713 | 27 | 211.59 |
| KG | B0260-PS/IS 262 | 5,678 | 22 | 258.09 |
| KG | B0261-Brightwater's Comm Room | 407 | 10 | 40.70 |
| KG | B0262-PS 94 | 2,134 | 11 | 194.00 |
| KG | B0263-PS 401 | 2,558 | 15 | 170.53 |
| KG | B0265-PS 753/Brooklyn School for Career Development | 2,721 | 15 | 181.40 |
| KG | B0266-PS 160 | 1,640 | 9 | 182.22 |
| KG | B0267-PS 10 | 2,683 | 18 | 149.06 |
| KG | B0271-PS 235 | 2,217 | 10 | 221.70 |
| KG | B0272-IS 171 | 5,336 | 23 | 232.00 |
| KG | B0273-PS 121 | 1,601 | 11 | 145.55 |
| KG | B0274-Warbasse Houses Bldg 5C | 378 | 7 | 54.00 |
| KG | B0275-PS 23 | 3,968 | 15 | 264.53 |
| KG | B0277-PS 13 | 5,370 | 29 | 185.17 |
| KG | B0279-PS/IS 180 | 2,896 | 16 | 181.00 |
| KG | B0282-Glenwood Comm. Ctr. | 2,659 | 22 | 120.86 |
| KG | B0284-PS 190 | 2,647 | 14 | 189.07 |
| KG | B0286-PS 257 | 2,230 | 10 | 223.00 |
| KG | B0287-Division Housing (Village Comm Rm) | 1,384 | 12 | 115.33 |

| County | Poll Site | Voters | Workers | Voters/Worker |
|--------|--|--------|---------|---------------|
| KG | B0288-PS 506/503/314 | 3,006 | 13 | 231.23 |
| KG | B0289-PS 226 | 2,693 | 19 | 141.74 |
| KG | B0291-PS 92 | 5,733 | 23 | 249.26 |
| KG | B0292-PS 48 | 1,072 | 11 | 97.45 |
| KG | B0293-MS 678 (PS 72) | 2,293 | 13 | 176.38 |
| KG | B0294-PS 142 JHS | 4,883 | 18 | 271.28 |
| KG | B0300-PS 227 JHS | 3,145 | 17 | 185.00 |
| KG | B0301-PS 205 | 2,452 | 13 | 188.62 |
| KG | B0302-Linden Plaza Preservation Bldg 5 | 2,073 | 14 | 148.07 |
| KG | B0303-PS 135 | 2,422 | 14 | 173.00 |
| KG | B0304-PS 127 | 1,457 | 3 | 485.67 |
| KG | B0305-PS 130 | 1,895 | 12 | 157.92 |
| KG | B0306-IS 33 | 3,730 | 59 | 63.22 |
| KG | B0307-PS 62 JHS | 4,872 | 27 | 180.44 |
| KG | B0312-PS 15 New | 2,702 | 15 | 180.13 |
| KG | B0313-PS 312 | 2,912 | 13 | 224.00 |
| KG | B0314-PS 170 | 3,955 | 20 | 197.75 |
| KG | B0315-Breukelen Community Center | 3,141 | 15 | 209.40 |
| KG | B0317-IS 246 | 4,328 | 19 | 227.79 |
| KG | B0320-J.H.S. 259 (William McKinley) | 3,106 | 10 | 310.60 |
| KG | B0321-Linden Plaza Preservation Bldg 3 | 2,188 | 12 | 182.33 |
| KG | B0323-PS 316 | 5,477 | 19 | 288.26 |
| KG | B0324-Apt. House | 767 | 11 | 69.73 |
| KG | B0325-PS 224 | 1,491 | 15 | 99.40 |
| KG | B0326-Cooper Ctr | 1,492 | 9 | 165.78 |
| KG | B0328-PS 446 | 2,484 | 11 | 225.82 |
| KG | B0331-PS 138 | 2,520 | 14 | 180.00 |
| KG | B0332-PS 186 | 2,191 | 17 | 128.88 |
| KG | B0333-PS 151 | 2,838 | 11 | 258.00 |
| KG | B0336-Linden Plaza Preservation Bldg 2 | 1,607 | 13 | 123.62 |
| KG | B0337-PS 221 | 3,877 | 18 | 215.39 |
| KG | B0338-PS 309 | 3,604 | 25 | 144.16 |
| KG | B0339-PS 9 New | 4,269 | 19 | 224.68 |
| KG | B0340-PS 274 | 4,983 | 19 | 262.26 |
| KG | B0343-PS 201 JHS | 4,312 | 18 | 239.56 |
| KG | B0345-PS 204 | 1,346 | 8 | 168.25 |
| KG | B0346-PS 5 New | 4,344 | 32 | 135.75 |
| KG | B0348-Fort Hamilton HS | 1,850 | 52 | 35.58 |
| KG | B0349-PS 128 | 4,463 | 17 | 262.53 |
| KG | B0354-PS 157 | 1,851 | 18 | 102.83 |
| KG | B0355-PS 185 | 3,580 | 9 | 397.78 |
| KG | B0357-Marien Heim Community Center | 1,233 | 7 | 176.14 |
| KG | B0362-PS 289 | 3,506 | 15 | 233.73 |
| KG | B0363-Shore Hill Housing | 3,535 | 12 | 294.58 |
| KG | B0365-Erasmus Hall HS | 5,486 | 20 | 274.30 |

Appendix Cont'd

| County | Poll Site | Voters | Workers | Voters/Worker |
|--------|--|--------|---------|---------------|
| KG | B0367-PS 273 | 2,542 | 11 | 231.09 |
| KG | B0369-Saratoga Square Sr Ctr | 2,676 | 18 | 148.67 |
| KG | B0371-PS 68 JHS | 6,464 | 93 | 69.51 |
| KG | B0372-PS 306 | 3,488 | 19 | 183.58 |
| KG | B0374-PS/IS 202 | 2,273 | 12 | 189.42 |
| KG | B0375-IS 96 | 2,883 | 10 | 288.30 |
| KG | B0376-PS 81 | 3,188 | 14 | 227.71 |
| KG | B0378-IS 187 | 972 | 15 | 64.80 |
| KG | B0379-PS 233 | 3,209 | 24 | 133.71 |
| KG | B0380-St. Therese Of Lisieux | 869 | 10 | 86.90 |
| KG | B0382-PS 177 | 3,314 | 23 | 144.09 |
| KG | B0383-PS 194 | 2,261 | 10 | 226.10 |
| KG | B0384-PS 209 | 3,470 | 25 | 138.80 |
| KG | B0386-PS 249 | 8,989 | 45 | 199.76 |
| KG | B0387-PS 217 | 4,859 | 28 | 173.54 |
| KG | B0388-PS 203 | 4,840 | 24 | 201.67 |
| KG | B0390-PS 115 | 6,996 | 26 | 269.08 |
| KG | B0391-PS 91 | 2,115 | 17 | 124.41 |
| KG | B0394-Vanderveer Church United Methodist Church | 762 | 6 | 127.00 |
| KG | B0396-PS 27 | 2,174 | 12 | 181.17 |
| KG | B0406-PS 222 | 2,206 | 19 | 116.11 |
| QN | 00055-International Tower Senior Center | 1,265 | 15 | 84.33 |
| QN | 00056-PS 303-Academy for Excellence | 1,360 | 9 | 151.11 |
| QN | 00058-PS 16-Nancy DeBenedittis School | 1,977 | 9 | 219.67 |
| QN | 00060-Forest Hills HS | 2,482 | 23 | 107.91 |
| QN | 00062-PS 196-Grand Central Parkway | 2,245 | 21 | 106.90 |
| QN | 00063-PS 47-Chris Galas | 633 | 10 | 63.30 |
| QN | 10134-IS 227 | 3,717 | 18 | 206.50 |
| QN | 10135-PS 29-Queens | 3,233 | 19 | 170.16 |
| QN | 10162-Queens Public Library at Kew Gardens Hills | 1,167 | 10 | 116.70 |
| QN | 10185-Queens Public Library at Lefferts | 1,340 | 15 | 89.33 |
| QN | 10201-Florence E Smith Community Center | 2,853 | 12 | 237.75 |
| QN | 10203-St. Sebastian's Catholic Academy | 5,626 | 28 | 200.93 |
| QN | 10206-St Nicholas of Tolentine | 2,335 | 22 | 106.14 |
| QN | 10208-Thomas A. Edison HS | 4,830 | 24 | 201.25 |
| QN | 10220-Holy Cross Church | 1,632 | 16 | 102.00 |
| QN | 10221-PS 223-Lyndon B. Johnson | 6,806 | 29 | 234.69 |
| QN | 10225-Hillcrest HS | 595 | 6 | 99.17 |
| QN | 10287-Young Israel of Far Rockaway | 2,999 | 19 | 157.84 |
| QN | 10343-Boulevard Gardens | 802 | 12 | 66.83 |
| QN | 10453-PS 7-Louis F. Simeone | 3,358 | 26 | 129.15 |
| QN | 10509-PS 15-Jackie Robinson | 2,815 | 16 | 175.94 |
| QN | 10560-PS 79-Francis Lewis | 2,608 | 15 | 173.87 |
| QN | 10561-PS 78 | 1,160 | 10 | 116.00 |
| QN | 10566-Renaissance Charter School | 3,259 | 13 | 250.69 |

| County | Poll Site | Voters | Workers | Voters/Worker |
|--------|--|--------|---------|---------------|
| QN | 10585-Greater Ridgewood Youth Center | 2,660 | 17 | 156.47 |
| QN | 10589-IS 5-Walter Crowley Intermediate School | 715 | 13 | 55.00 |
| QN | 10608-PS 212 | 3,440 | 14 | 245.71 |
| QN | 10609-IS 230 | 2,111 | 20 | 105.55 |
| QN | 10731-PS 222-Christopher A.Santora School | 5,154 | 22 | 234.27 |
| QN | 10732-PS 58-School of Heroes | 1,995 | 16 | 124.69 |
| QN | 10733-PS 92-Harry T.Stewart Sr. | 2,493 | 15 | 166.20 |
| QN | 10734-MS 137-America's School of Heroes | 1,336 | 7 | 190.86 |
| QN | 10735-PS 161-Arthur Ashe School | 5,140 | 27 | 190.37 |
| QN | 10736-Young Womens Leadership School-Queens | 646 | 8 | 80.75 |
| QN | 10737-Taiwan Center | 793 | 8 | 99.13 |
| QN | 10738-St. Albans Congregational Church | 3,527 | 17 | 207.47 |
| QN | 10843-Queens Public Library at Forest Hills | 1,351 | 9 | 150.11 |
| QN | 10844-Hillcrest Jewish Center | 1,228 | 17 | 72.24 |
| QN | 10861-PS / IS 270-Gordon Parks School | 7,915 | 31 | 255.32 |
| QN | 10862-PS 239 | 3,257 | 15 | 217.13 |
| QN | 10864-PS 234 | 5,089 | 27 | 188.48 |
| QN | 10929-Merrick Park Baptist Church | 3,115 | 18 | 173.06 |
| QN | 10961-PS 254-Rosa Parks School | 1,899 | 18 | 105.50 |
| QN | 11041-Mary's Nativity Church | 2,419 | 20 | 120.95 |
| QN | 11104-IS 59-Springfield Gardens | 6,050 | 25 | 242.00 |
| QN | 11110-Immaculate Conception Church | 2,481 | 19 | 130.58 |
| QN | 11112-Information Technology H. S. | 2,906 | 9 | 322.89 |
| QN | 11135-New York Irish Center | 691 | 6 | 115.17 |
| QN | 11152-PS 244-Active Learning Elementary School | 2,343 | 21 | 111.57 |
| QN | 11157-PS 305-Learners & Leaders | 2,725 | 11 | 247.73 |
| QN | 11158-PS 306-NYC Academy for Discovery | 2,599 | 15 | 173.27 |
| QN | 11159-Elmhurst Campus HS | 2,827 | 16 | 176.69 |
| QN | 11164-PS 295 | 858 | 9 | 95.33 |
| QN | 11182-Frank Sinatra HS | 3,956 | 20 | 197.80 |
| QN | 11186-Christ Tabernacle Church | 2,003 | 15 | 133.53 |
| QN | 11206-Long Island City HS | 2,297 | 16 | 143.56 |
| QN | 11239-St. Margaret's RC Church | 854 | 9 | 94.89 |
| QN | 11258-Arverne Pilgrim Church | 1,566 | 17 | 92.12 |
| QN | 11369-First Baptist Church Of East Elmhurst | 4,809 | 75 | 64.12 |
| QN | 11372-Queens Public Library at Seaside | 1,195 | 9 | 132.78 |
| QN | 11388-PS 48 William Wordsworth | 2,847 | 14 | 203.36 |
| QN | 11436-Queens Public Library at St. Albans | 1,770 | 11 | 160.91 |
| QN | 11438-Maspeth High School | 1,654 | 14 | 118.14 |
| QN | 11458-Holy Trinity Parish Church | 4,443 | 70 | 63.47 |
| QN | 11490-Academy of the City Charter School | 1,407 | 14 | 100.50 |
| QN | 11498-Church of the Nazarene | 2,111 | 11 | 191.91 |
| QN | 11509-Samaritan/Woodside Sr. Center | 2,127 | 15 | 141.80 |
| QN | 11528-PS 290 - Academy for Scholars | 872 | 9 | 96.89 |
| QN | 11597-High School for Construction Trades | 2,820 | 21 | 134.29 |

Appendix Cont'd

| County | Poll Site | Voters | Workers | Voters/Worker |
|--------|---|--------|---------|---------------|
| QN | 11611-Aguilar Gardens Community Room | 1,508 | 10 | 150.80 |
| QN | 11628-Hunter's Point Community Middle School | 2,298 | 10 | 229.80 |
| QN | 11632-Queens Public Library at Elmhurst | 1,212 | 13 | 93.23 |
| QN | 11635-Corona Arts and Sciences Academy | 1,258 | 9 | 139.78 |
| QN | 11636-High School for Arts and Business | 2,280 | 20 | 114.00 |
| QN | 11637-PS 111 - Jacob Blackwell | 608 | 6 | 101.33 |
| QN | 11640-NORC Program Community Room | 495 | 7 | 70.71 |
| QN | 11653-PS 361 - The Woodside Community School | 1,993 | 12 | 166.08 |
| QN | 11654-PS 316 - Queens Explorers Elementary | 1,298 | 11 | 118.00 |
| QN | 11668-IS 78 - Middle School | 1,128 | 8 | 141.00 |
| QN | 11681-Queens Public Library at Ridgewood | 765 | 9 | 85.00 |
| QN | 11686-PS/MS 42 - Robert Vernam School | 2,496 | 12 | 208.00 |
| QN | 11687-PS/IS 314 | 1,479 | 18 | 82.17 |
| QN | 11688-PS 182 Samantha Smith | 4,226 | 23 | 183.74 |
| QN | 11742-PS 377 | 1,206 | 9 | 134.00 |
| QN | 11745-The Center at Maple Grove | 686 | 10 | 68.60 |
| QN | 11767-Queens Public Library at Lefrak City | 1,821 | 10 | 182.10 |
| QN | 11805-Our Lady of Hope Catholic Academy | 1,342 | 12 | 111.83 |
| QN | 11826-Queens Public Library at East Elmhurst | 2,278 | 12 | 189.83 |
| QN | 11837-PS 376 | 2,897 | 16 | 181.06 |
| QN | Q0004-Dayton Tower West 10200 | 1,951 | 14 | 139.36 |
| QN | Q0005-PS 34-John Harvard | 7,469 | 27 | 276.63 |
| QN | Q0006-St. Leo Catholic Academy | 1,976 | 7 | 282.29 |
| QN | Q0007-MS 53 / IS 53 -Brian Piccolo | 1,773 | 11 | 161.18 |
| QN | Q0009-PS 14-Fairview | 2,152 | 9 | 239.11 |
| QN | Q0011-PS 108-Captain Vincent G. Fowler | 2,843 | 16 | 177.69 |
| QN | Q0012-JHS 8-Richard S. Grossley | 8,041 | 32 | 251.28 |
| QN | Q0013-PS 40-Samuel Huntington | 3,817 | 19 | 200.89 |
| QN | Q0015-IS 192-The Linden | 2,748 | 10 | 274.80 |
| QN | Q0016-PS 100-Glen Morris | 4,844 | 23 | 210.61 |
| QN | Q0017-PS 140-Edward K. Ellington | 3,881 | 20 | 194.05 |
| QN | Q0023-PS 176 | 2,624 | 12 | 218.67 |
| QN | Q0025-JHS 226-Virgil I. Grissom | 7,575 | 37 | 204.73 |
| QN | Q0028-PS 121-Queens | 4,669 | 22 | 212.23 |
| QN | Q0029-PS 354 - The STEM Institute of Queens | 3,364 | 13 | 258.77 |
| QN | Q0032-PS 129-Patricia Larkin | 3,296 | 16 | 206.00 |
| QN | Q0033-PS 124-Osmond A Church | 1,810 | 15 | 120.67 |
| QN | Q0036-PS 55-Maure | 2,744 | 15 | 182.93 |
| QN | Q0039-MS 72-Catherine & Count Basie | 4,062 | 19 | 213.79 |
| QN | Q0040-Bland Community Center | 2,072 | 18 | 115.11 |
| QN | Q0042-PS 164 | 3,116 | 14 | 222.57 |
| QN | Q0044-JHS 202-Robert H. Goddard | 2,395 | 18 | 133.06 |
| QN | Q0045-PS 171-Peter G. Van Alst | 4,620 | 16 | 288.75 |
| QN | Q0047-PS 142-Queens Transition Center /Queens Academy | 5,686 | 21 | 270.76 |
| QN | Q0048-PS 20-John Bowne | 4,433 | 27 | 164.19 |

| County | Poll Site | Voters | Workers | Voters/Worker |
|--------|---|--------|---------|---------------|
| QN | Q0049-Springfield Garden-Excelsior Preparatory HS | 5,974 | 29 | 206.00 |
| QN | Q0050-PS 50-Talfourd Lawn Elementary School | 4,010 | 21 | 190.95 |
| QN | Q0051-PS 219-Paul Klapper | 1,792 | 14 | 128.00 |
| QN | Q0052-JHS 189-Daniel Carter Beard | 4,053 | 24 | 168.88 |
| QN | Q0053-IS 231-Magnetech 2000 | 3,353 | 19 | 176.47 |
| QN | Q0056-JHS 185-Edward Bleeker | 3,843 | 18 | 213.50 |
| QN | Q0057-PS 181-Brookfield | 3,696 | 17 | 217.41 |
| QN | Q0062-PS 193-Alfred J. Kennedy | 3,749 | 17 | 220.53 |
| QN | Q0063-PS 22-Thomas Jefferson | 2,121 | 17 | 124.76 |
| QN | Q0064-PS 232-Lindenwood | 3,866 | 22 | 175.73 |
| QN | Q0071-August Martin HS | 3,017 | 16 | 188.56 |
| QN | Q0073-PS 168 JHS | 1,015 | 13 | 78.08 |
| QN | Q0074-PS 163-Flushing Heights | 1,718 | 15 | 114.53 |
| QN | Q0076-PS 207-Rockwood Park | 1,710 | 16 | 106.88 |
| QN | Q0077-PS 209-Clearview Gardens | 1,070 | 15 | 71.33 |
| QN | Q0079-PS 184-Flushing Manor | 3,103 | 15 | 206.87 |
| QN | Q0082-PS 107-Thomas A Dooley | 3,094 | 17 | 182.00 |
| QN | Q0084-PS 80-Thurgood Marshall Magnet | 4,874 | 23 | 211.91 |
| QN | Q0085-PS 32-State Street | 2,228 | 15 | 148.53 |
| QN | Q0086-PS 173-Fresh Meadows | 2,673 | 14 | 190.93 |
| QN | Q0087-PS 52-Queens | 3,876 | 17 | 228.00 |
| QN | Q0088-PS 95-Eastwood | 3,561 | 17 | 209.47 |
| QN | Q0089-PS 37-Cynthia Jenkins School | 1,338 | 10 | 133.80 |
| QN | Q0090-PS 169-Bell Academy | 5,057 | 20 | 252.85 |
| QN | Q0092-PS 36-Saint Albans School | 4,588 | 17 | 269.88 |
| QN | Q0093-PS 178-Holliswood | 2,092 | 14 | 149.43 |
| QN | Q0096-PS 118-Lorraine Hansberry | 7,121 | 29 | 245.55 |
| QN | Q0097-PS 35-Nathaniel Woodhull | 5,533 | 23 | 240.57 |
| QN | Q0098-PS 26-Rufus King | 3,546 | 27 | 131.33 |
| QN | Q0099-PS 101-School in the Gardens | 4,141 | 20 | 207.05 |
| QN | Q0100-PS 130 | 1,040 | 12 | 86.67 |
| QN | Q0102-PS 162-John Golden | 2,167 | 14 | 154.79 |
| QN | Q0105-PS 134-Hollis | 5,932 | 21 | 282.48 |
| QN | Q0106-Blessed Trinity Church | 1,267 | 15 | 84.47 |
| QN | Q0108-Andrew Jackson HS | 6,434 | 26 | 247.46 |
| QN | Q0109-PS 135-Bellaire School | 3,733 | 19 | 196.47 |
| QN | Q0111-Queensview Inc. | 2,104 | 13 | 161.85 |
| QN | Q0112-PS 122-Mamie Fay | 4,855 | 22 | 220.68 |
| QN | Q0113-Grover Cleveland H.S. | 1,506 | 12 | 125.50 |
| QN | Q0115-PS 31-Bayside | 1,669 | 16 | 104.31 |
| QN | Q0116-JHS 109-Jean Nuzzi Intermediate School | 5,223 | 27 | 193.44 |
| QN | Q0117-PS 41-Crocheron | 1,670 | 12 | 139.17 |
| QN | Q0118-PS 147-Ronald McNair | 2,666 | 13 | 205.08 |
| QN | Q0119-PS 188-Kingsburry | 2,510 | 21 | 119.52 |
| QN | Q0121-PS 84-Steinway | 3,401 | 16 | 212.56 |

Appendix Cont'd

| County | Poll Site | Voters | Workers | Voters/Worker |
|--------|--|--------|---------|---------------|
| QN | Q0124-PS 85-Judge Charles Vallone | 8,730 | 25 | 349.20 |
| QN | Q0125-Martin Van Buren HS | 2,734 | 23 | 118.87 |
| QN | Q0126-PS 213-Carl Ullman School | 566 | 11 | 51.45 |
| QN | Q0127-PS 133-Queens | 2,310 | 16 | 144.38 |
| QN | Q0128-PS 112-Dutch Kills | 3,589 | 23 | 156.04 |
| QN | Q0129-PS 186-Castlewood | 2,795 | 16 | 174.69 |
| QN | Q0130-PS 138-Sunrise | 4,513 | 24 | 188.04 |
| QN | Q0131-PS 195-William Haberle | 4,315 | 21 | 205.48 |
| QN | Q0132-PS 104-Bays Water | 2,913 | 16 | 182.06 |
| QN | Q0134-Lexington School | 3,773 | 20 | 188.65 |
| QN | Q0136-North Shore Towers | 1,245 | 11 | 113.18 |
| QN | Q0139-PS 17-Henry David Thoreau | 3,344 | 17 | 196.71 |
| QN | Q0140-PS 70-Queens | 7,226 | 30 | 240.87 |
| QN | Q0142-PS 214-Cadwallader Colden | 2,624 | 14 | 187.43 |
| QN | Q0144-Bayside HS | 1,647 | 16 | 102.94 |
| QN | Q0145-PS 166-Henry Gradstein | 3,941 | 17 | 231.82 |
| QN | Q0147-IS 145-Joseph Pulitzer | 4,878 | 24 | 203.25 |
| QN | Q0148-PS 152-Gwendoline N.Alleyne School | 2,250 | 24 | 93.75 |
| QN | Q0149-Latimer Gardens Community Center | 1,587 | 12 | 132.25 |
| QN | Q0151-IS 25-Adrien Block | 2,616 | 14 | 186.86 |
| QN | Q0152-PS 143-Louis Armstrong | 2,919 | 14 | 208.50 |
| QN | Q0155-Ravenswood Community Center | 2,592 | 13 | 199.38 |
| QN | Q0158-St Andrews Avellino School | 1,603 | 9 | 178.11 |
| QN | Q0159-PS 76-William Hallet | 660 | 8 | 82.50 |
| QN | Q0160-MS 333-Goldie Maple Academy | 1,542 | 12 | 128.50 |
| QN | Q0166-PS 199-Maurice A. Fitzgerald | 4,110 | 20 | 205.50 |
| QN | Q0168-PS 150-Queens | 1,761 | 12 | 146.75 |
| QN | Q0169-PS 98-Douglaston School | 1,467 | 8 | 183.38 |
| QN | Q0171-Astoria Community Center | 2,457 | 12 | 204.75 |
| QN | Q0174-PS 94-David D. Porter | 1,061 | 15 | 70.73 |
| QN | Q0175-PS 12-James B. Colgate | 1,589 | 18 | 88.28 |
| QN | Q0176-PS 105-The Bay School | 976 | 8 | 122.00 |
| QN | Q0178-Beach 41st Street Community Center | 1,931 | 12 | 160.92 |
| QN | Q0180-Queen of Angels Parish Center | 4,570 | 25 | 182.80 |
| QN | Q0181-Queens Botanical Gardens | 1,742 | 18 | 96.78 |
| QN | Q0184-IS 125-Thom J. McCann Woodside | 5,142 | 25 | 205.68 |
| QN | Q0185-IS 237 | 3,295 | 16 | 205.94 |
| QN | Q0188-Newtown HS | 2,652 | 17 | 156.00 |
| QN | Q0191-IS 61-Leonardo Da Vinci | 2,635 | 14 | 188.21 |
| QN | Q0193-JHS 67-Louis Pasteur | 1,453 | 12 | 121.08 |
| QN | Q0197-PS 215 - Lucretia Mott | 8,123 | 33 | 246.15 |
| QN | Q0198-PS 11-Kathryn Phelan | 2,703 | 15 | 180.20 |
| QN | Q0199-PS 13-Clement C. Moore | 2,910 | 15 | 194.00 |
| QN | Q0200-PS 102-Bayview | 2,343 | 17 | 137.82 |
| QN | Q0201-PS 177 | 1,425 | 12 | 118.75 |

| County | Poll Site | Voters | Workers | Voters/Worker |
|--------|---|--------|---------|---------------|
| QN | Q0202-Benjamin N. Cardozo HS | 1,676 | 14 | 119.71 |
| QN | Q0203-Ocean Village | 1,520 | 13 | 116.92 |
| QN | Q0205-PS 120-Queens | 1,528 | 13 | 117.54 |
| QN | Q0206-Francis Lewis HS | 734 | 12 | 61.17 |
| QN | Q0209-Big Six Towers, Inc. | 1,468 | 12 | 122.33 |
| QN | Q0210-PS 81-Jean Paul Richter | 4,084 | 12 | 340.33 |
| QN | Q0211-PS 153-Maspeth Elem | 2,384 | 13 | 183.38 |
| QN | Q0213-PS 88-Seneca | 4,764 | 20 | 238.20 |
| QN | Q0215-Fairview Owners Corp. | 376 | 8 | 47.00 |
| QN | Q0216-PS 206-Horace Harding School | 2,897 | 25 | 115.88 |
| QN | Q0217-PS 187/811Q | 2,649 | 20 | 132.45 |
| QN | Q0219-PS 220-Edward Mandel | 1,392 | 12 | 116.00 |
| QN | Q0220-PS 71 | 1,033 | 6 | 172.17 |
| QN | Q0222-JHS 157-Stephen A Halsey | 3,117 | 19 | 164.05 |
| QN | Q0225-PS 175-Lynn Gross Discovery School | 2,762 | 16 | 172.63 |
| QN | Q0226-PS 46-Alley Pond | 2,254 | 18 | 125.22 |
| QN | Q0227-PS 174-William Sidney Mount | 1,684 | 16 | 105.25 |
| QN | Q0228-PS 201-Discovery School for Inquiry & Research | 2,405 | 11 | 218.64 |
| QN | Q0232-PS 229-Emanuel Kaplan | 3,008 | 17 | 176.94 |
| QN | Q0233-PS 87-Middle Village | 1,542 | 9 | 171.33 |
| QN | Q0234-JHS 190-Russell Sage | 4,672 | 20 | 233.60 |
| QN | Q0237-PS 128-Lorraine Tuzzo,Juniper Valley Elementary | 1,680 | 13 | 129.23 |
| QN | Q0238-IS 73-Frank Sansivieri | 1,460 | 12 | 121.67 |
| QN | Q0239-MS 200-Pomonok School & Star Academy | 3,142 | 15 | 209.47 |
| QN | Q0240-PS 165-Edith K. Bergtraum | 2,785 | 18 | 154.72 |
| QN | Q0243-Ocean Point | 595 | 8 | 74.38 |
| QN | Q0246-Dayton Towers East 7400 | 966 | 11 | 87.82 |
| QN | Q0247-IS 119-The Glendale | 1,113 | 12 | 92.75 |
| QN | Q0248-PS 115-Glen Oaks | 2,964 | 21 | 141.14 |
| QN | Q0249-PS 2 | 1,872 | 8 | 234.00 |
| QN | Q0250-PS 205-Alexander Graham Bell | 2,727 | 11 | 247.91 |
| QN | Q0251-PS 69-Jackson Heights | 5,842 | 34 | 171.82 |
| QN | Q0252-Meadowbrook Apartments | 537 | 9 | 59.67 |
| QN | Q0254-PS 49-Dorothy Bonawit Kole | 2,874 | 19 | 151.26 |
| QN | Q0256-Creedmoor Hospital | 1,425 | 76 | 18.75 |
| QN | Q0257-PS 128-Glen Oaks | 3,372 | 20 | 168.60 |
| QN | Q0258-Dayton Beach Park 8200 | 1,678 | 15 | 111.87 |
| QN | Q0261-PS 64-Joseph P. Addabbo | 5,670 | 29 | 195.52 |
| QN | Q0262-PS 99-Kew Gardens | 5,606 | 29 | 193.31 |
| QN | Q0264-Forest Park Coop | 711 | 12 | 59.25 |
| QN | Q0266-JHS 217-Robert A. Van Wyck | 3,567 | 20 | 178.35 |
| QN | Q0269-Queens Public Library at Briarwood | 764 | 11 | 69.45 |
| QN | Q0270-PS 117-J.Keld / Briarwood School | 2,821 | 10 | 282.10 |
| QN | Q0271-PS 191-Mayflower | 3,493 | 21 | 166.33 |
| QN | Q0272-PS 89-Elmhurst | 4,186 | 28 | 149.50 |

Appendix Cont'd

| County | Poll Site | Voters | Workers | Voters/Worker |
|--------|---|--------|---------|---------------|
| QN | Q0273-PS 97-Forest Park | 4,521 | 17 | 265.94 |
| QN | Q0274-Dayton Beach Park 8600 | 822 | 8 | 102.75 |
| QN | Q0275-PS 54-Hillside | 3,277 | 20 | 163.85 |
| QN | Q0276-PS 56-Harry Eichler | 2,079 | 14 | 148.50 |
| QN | Q0277-PS 18-Winchester | 1,734 | 15 | 115.60 |
| QN | Q0278-PS 90-Horace Mann | 2,729 | 17 | 160.53 |
| QN | Q0279-Hilltop Village Coop | 2,220 | 9 | 246.67 |
| QN | Q0280-PS./I.S. 113 Anthony J. Pranzo | 1,764 | 14 | 126.00 |
| QN | Q0282-PS 82-Hammond | 2,688 | 34 | 79.06 |
| QN | Q0288-Queens Public Library - Central | 1,923 | 18 | 106.83 |
| QN | Q0291-PS 63-Old South | 1,293 | 10 | 129.30 |
| QN | Q0294-PS 60-Woodhaven | 4,680 | 25 | 187.20 |
| QN | Q0295-PS 33-Edward M. Funk | 3,320 | 20 | 166.00 |
| QN | Q0296-Queens Public Library at Peninsula | 1,022 | 12 | 85.17 |
| QN | Q0298-PS 144-Col. Jeromus Remsen | 2,862 | 16 | 178.88 |
| QN | Q0299-PS 139-Rego Park | 4,865 | 29 | 167.76 |
| QN | Q0300-JHS 210-Elizabeth Blackwell | 842 | 13 | 64.77 |
| QN | Q0301-PS 149-Christa McAuliffe | 3,771 | 14 | 269.36 |
| QN | Q0303-Lefrak City Apartments | 2,880 | 10 | 288.00 |
| QN | Q0304-PS 62-Chester Park | 4,493 | 24 | 187.21 |
| QN | Q0307-PS 146-Howard Beach | 1,714 | 16 | 107.13 |
| QN | Q0309-Queens Public Library at North Forest Park | 418 | 8 | 52.25 |
| QN | Q0310-PS 19-Marino Jeantet | 4,174 | 19 | 219.68 |
| QN | Q0314-PS 91-Richard Arkwright | 2,088 | 18 | 116.00 |
| QN | Q0315-PS 114-Belle Harbor | 2,961 | 14 | 211.50 |
| QN | Q0318-Queensbridge North Community Center | 3,697 | 18 | 205.39 |
| QN | Q0321-Redfern Community Center | 1,276 | 9 | 141.78 |
| RH | 00067-IS 61 William A. Morris | 4,164 | 15 | 277.60 |
| RH | 10006-Staten Island Tech HS | 3,272 | 78 | 41.95 |
| RH | 10008-IS 75 Frank D. Paulo | 5,675 | 31 | 183.06 |
| RH | 10010-PS 37 | 3,141 | 18 | 174.50 |
| RH | 10012-New Dorp High School | 2,786 | 13 | 214.31 |
| RH | 10013-Saint Christophers Church | 1,646 | 15 | 109.73 |
| RH | 10023-Saint Paul's United Methodist Church | 1,403 | 9 | 155.89 |
| RH | 10027-IS 2 George L. Egbert | 2,681 | 17 | 157.71 |
| RH | 10181-PS 42 Eltingville | 6,236 | 23 | 271.13 |
| RH | 10298-IS 72 Rocco Laurie | 3,058 | 15 | 203.87 |
| RH | 10341-Cent Family Life Ctr | 1,857 | 85 | 21.85 |
| RH | 10417-Holy Rosary Par. Ctr | 3,616 | 22 | 164.36 |
| RH | 10535-The Elks | 1,486 | 17 | 87.41 |
| RH | 10574-PS 20 Port Richmond | 1,516 | 14 | 108.29 |
| RH | 10596-PS 56 The Louis Desario School | 4,124 | 16 | 257.75 |
| RH | 10634-PS 6 Corporal Allan F. Kivlehan School | 3,402 | 23 | 147.91 |
| RH | 10636-PS 22 Graniteville | 2,711 | 20 | 135.55 |
| RH | 10709-The Michael J. Petrides School - Building K Gymnasium | 1,013 | 9 | 112.56 |

| County | Poll Site | Voters | Workers | Voters/Worker |
|--------|--|--------|---------|---------------|
| RH | 10858-PS 58 Space Shuttle Columbia School | 1,544 | 15 | 102.93 |
| RH | 11005-Summerfield UMC | 3,358 | 19 | 176.74 |
| RH | 11012-South Beach Community Center | 790 | 10 | 79.00 |
| RH | 11155-The Tides at Charleston | 389 | 9 | 43.22 |
| RH | 11171-PS 65 The Academy of Innovative Learning | 1,623 | 19 | 85.42 |
| RH | 11201-Castleton Hill Moravian Church | 2,316 | 17 | 136.24 |
| RH | 11240-PS 14 Cornelius Vanderbilt | 3,154 | 19 | 166.00 |
| RH | 11259-Richmond Terrace Community Center | 877 | 9 | 97.44 |
| RH | 11292-All Saints Episcopal Church | 2,997 | 18 | 166.50 |
| RH | 11441-On Your Mark Inc. | 1,825 | 16 | 114.06 |
| RH | 11480-PS/IS 48 William G. Wilcox School | 3,551 | 15 | 236.73 |
| RH | 11505-Brighton Heights Reformed Church | 2,438 | 14 | 174.14 |
| RH | 11595-Jerome Parker Campus CSI HS School | 1,796 | 13 | 138.15 |
| RH | 11617-Moore Catholic High School | 2,128 | 12 | 177.33 |
| RH | 11626-Saint Anthony's Church | 1,332 | 17 | 78.35 |
| RH | 11639-Aspen Knolls Community Center | 1,242 | 10 | 124.20 |
| RH | 11645-Richmond Town Library | 1,591 | 9 | 176.78 |
| RH | 11647-PS 62 | 3,692 | 16 | 230.75 |
| RH | 11648-Saint Christopher School | 1,232 | 13 | 94.77 |
| RH | 11780-Our Lady Help Of Christians | 2,314 | 79 | 29.29 |
| RH | 11873-Holy Family | 2,807 | 91 | 30.85 |
| RH | 11913-Port Richmond Library | 788 | 7 | 112.57 |
| RH | S0001-PS 57 Hubert H. Humphrey | 4,731 | 21 | 225.29 |
| RH | S0004-PS 54 Charles W. Leng | 4,302 | 21 | 204.86 |
| RH | S0006-IS 27 Anning S. Prall | 3,864 | 27 | 143.11 |
| RH | S0009-Cassidy / Lafayette Senior Center | 838 | 12 | 69.83 |
| RH | S0011-PS 69 Daniel D. Tompkins | 3,801 | 16 | 237.56 |
| RH | S0014-PS 29 Bardwell | 1,540 | 13 | 118.46 |
| RH | S0017-Cichon Post | 2,478 | 14 | 177.00 |
| RH | S0020-Stapleton Senior Center | 1,088 | 13 | 83.69 |
| RH | S0022-PS 13 M.L. Lindemeyer | 4,022 | 21 | 191.52 |
| RH | S0024-PS 36 Annex | 1,476 | 7 | 210.86 |
| RH | S0025-Berry Community Center | 569 | 10 | 56.90 |
| RH | S0026-IS 24 Myra S. Barnes | 3,522 | 16 | 220.13 |
| RH | S0029-PS 36 J.C. Drumgoole | 3,078 | 13 | 236.77 |
| RH | S0030-Todt Hill Community Center | 658 | 10 | 65.80 |
| RH | S0031-Staten Island School of Civic Leadership | 3,952 | 23 | 171.83 |
| RH | S0032-PS 23 Richmondtown | 5,031 | 20 | 251.55 |
| RH | S0034-PS 32 The Gifford School | 3,896 | 13 | 299.69 |
| RH | S0035-PS 53 Bay Terrace | 3,214 | 15 | 214.27 |
| RH | S0043-PS 52 John C. Thompson | 3,080 | 17 | 181.18 |
| RH | S0045-Susan E. Wagner High School | 4,430 | 24 | 184.58 |
| RH | S0046-Walker Park Club | 966 | 9 | 107.33 |
| RH | S0047-PS 11 Thomas Dongan School | 2,737 | 18 | 152.06 |
| RH | S0048-PS 55 Henry M. Boehm | 5,235 | 20 | 261.75 |

Appendix Cont'd

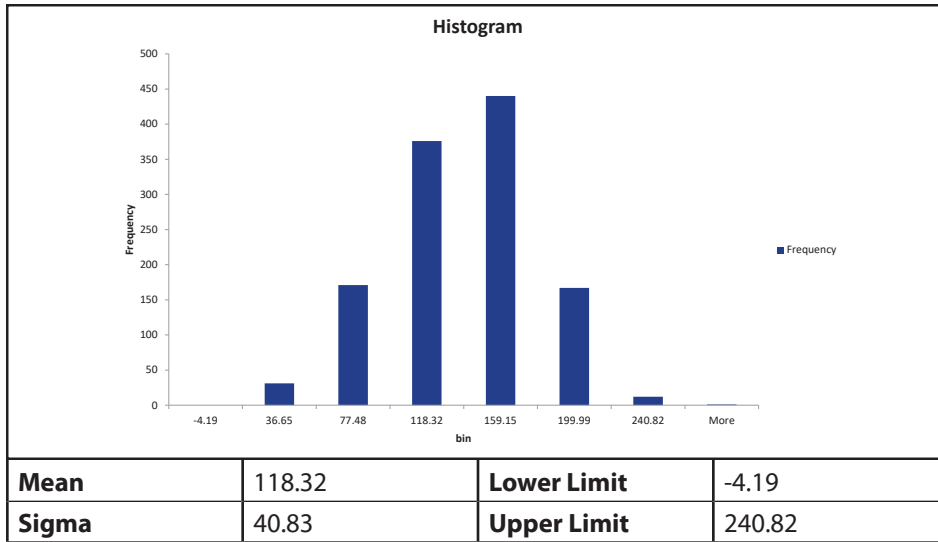
| County | Poll Site | Voters | Workers | Voters/ Worker |
|--------|--|--------|---------|-------------------|
| RH | S0050-PS 31 William T. Davis | 1,146 | 13 | 88.15 |
| RH | S0052-PS 35 The Clove Valley School | 3,248 | 7 | 464.00 |
| RH | S0054-New Lane Shores | 659 | 9 | 73.22 |
| RH | S0055-Staten Island Academy | 1,411 | 10 | 141.10 |
| RH | S0056-PS 19 The Curtis School | 2,493 | 15 | 166.20 |
| RH | S0057-PS 44 Thomas C. Brown | 4,095 | 20 | 204.75 |
| RH | S0058-PS 16 John J. Driscoll | 1,609 | 10 | 160.90 |
| RH | S0059-PS 3 The Margaret Gioiosa School | 4,558 | 20 | 227.90 |
| RH | S0061-PS 40 | 1,558 | 13 | 119.85 |
| RH | S0062-PS 50 Frank Hankinson | 3,228 | 25 | 129.12 |
| RH | S0071-PS 18 John G. Whittier | 3,965 | 17 | 233.24 |
| RH | S0072-IS 7 Elias Bernstein | 2,316 | 13 | 178.15 |
| RH | S0073-PS 8 Shirlee Solomon | 3,351 | 86 | 38.97 |
| RH | S0074-PS 60 Alice Austen | 3,088 | 12 | 257.33 |
| RH | S0075-PS 4 Maurice Wollin | 3,564 | 12 | 297.00 |
| RH | S0076-PS 39 Francis J. Murphy Jr. | 3,449 | 17 | 202.88 |
| RH | S0078-PS 30 Westerleigh | 3,869 | 21 | 184.24 |

VOTERS PER WORKER

General Election 2020

11/03/2020

VOTERS PER WORKER General Election 2020 11/03/2020



| County | Poll Site | Voters | Workers | Voters/Worker |
|--------|-------------------------------------|--------|---------|---------------|
| NY | 00007-PS 751 | 3,349 | 33 | 101.48 |
| NY | 00009-Bard H.S.E.C.- 97 | 3,455 | 30 | 115.17 |
| NY | 00012-Frank McCourt HS | 13,960 | 99 | 141.01 |
| NY | 00013-Westbeth Housing | 3,812 | 30 | 127.07 |
| NY | 00019-HS Fashion Industry | 984 | 20 | 49.20 |
| NY | 00025-PS 206 | 3,595 | 27 | 133.15 |
| NY | 00028-PS 52 | 9,506 | 65 | 146.25 |
| NY | 10099-Bayard Rustin High School | 3,810 | 34 | 112.06 |
| NY | 10119-Lesbian And Gay Center | 4,194 | 33 | 127.09 |
| NY | 10139-Sirovich Senior Center | 3,863 | 43 | 89.84 |
| NY | 10142-Campos Plaza Community Center | 2,949 | 102 | 28.91 |
| NY | 10147-UTACPT | 1,527 | 24 | 63.63 |
| NY | 10176-HS of Art & Design | 17,703 | 112 | 158.06 |
| NY | 10205-Windsor Tower | 1,555 | 22 | 70.68 |
| NY | 10222-PS 234 (Independence) | 8,657 | 66 | 131.17 |
| NY | 10237-John F Kennedy HS | 2,175 | 24 | 90.63 |
| NY | 10241-Peter Cooper Village | 3,228 | 36 | 89.67 |
| NY | 10251-YM & YWHA (Nagle Ave) | 1,754 | 27 | 64.96 |
| NY | 10261-Hunter College | 2,758 | 21 | 131.33 |
| NY | 10271-IS 218 | 971 | 21 | 46.24 |
| NY | 10275-Inwood Tower | 1,927 | 19 | 101.42 |
| NY | 10297-Seward Park I | 541 | 16 | 33.81 |
| NY | 10306-Seward Park II | 539 | 15 | 35.93 |
| NY | 10307-Seward Park III | 630 | 16 | 39.38 |

| County | Poll Site | Voters | Workers | Voters/Worker |
|--------|--|--------|---------|---------------|
| NY | 10331-Park Avenue Armory | 8,675 | 58 | 149.57 |
| NY | 10350-Inwood Terrace | 1,051 | 16 | 65.69 |
| NY | 10385-Carver Houses | 1,461 | 16 | 91.31 |
| NY | 10393-Rutgers House | 2,151 | 23 | 93.52 |
| NY | 10401-Lenox Hill Neighborhood House | 5,296 | 33 | 160.48 |
| NY | 10404-Clinton Community Center | 1,075 | 18 | 59.72 |
| NY | 10405-Wadleigh High School | 7,675 | 116 | 66.16 |
| NY | 10407-Henry Brooks Senior House | 858 | 16 | 53.63 |
| NY | 10410-Theater For New City | 4,616 | 41 | 112.59 |
| NY | 10432-Church of St Paul & St Andrew | 2,906 | 34 | 85.47 |
| NY | 10433-Max Meltzer Community Center | 1,154 | 20 | 57.70 |
| NY | 10434-J K Onassis HS | 1,885 | 19 | 99.21 |
| NY | 10440-Oberia Dempsey Center | 2,650 | 26 | 101.92 |
| NY | 10463-Baruch College Campus H.S | 7,937 | 62 | 128.02 |
| NY | 10465-Fashion Institute of Technology | 4,051 | 43 | 94.21 |
| NY | 10516-The Church of St. Anthony of Padua | 7,720 | 146 | 52.88 |
| NY | 10517-PS 217 | 4,864 | 38 | 128.00 |
| NY | 10518-Dewitt Clinton Center | 2,055 | 23 | 89.35 |
| NY | 10520-Gen Grant Houses(NYCHA) | 1,425 | 15 | 95.00 |
| NY | 10522-Gen Grant Houses II | 1,675 | 20 | 83.75 |
| NY | 10523-Gen Grant Houses III | 805 | 15 | 53.67 |
| NY | 10524-Yeshiva University-Cardozo School of Law | 2,021 | 18 | 112.28 |
| NY | 10527-Andrew Heiskell Library | 2,499 | 27 | 92.56 |
| NY | 10537-Liberty High School | 916 | 19 | 48.21 |
| NY | 10547-NYU Wash Square Village 2 | 221 | 20 | 11.05 |
| NY | 10548-NYU Wash Square Village 3 | 1,216 | 18 | 67.56 |
| NY | 10553-Renwick Gardens | 3,665 | 30 | 122.17 |
| NY | 10569-West Side High School | 13,815 | 198 | 69.77 |
| NY | 10577-PS 89 | 3,758 | 37 | 101.57 |
| NY | 10593-Master Apartments | 703 | 15 | 46.87 |
| NY | 10611-HS For Leadership | 6,109 | 46 | 132.80 |
| NY | 10612-Confucius Plaza | 3,409 | 41 | 83.15 |
| NY | 10726-River Place 1 | 4,709 | 44 | 107.02 |
| NY | 10744-School Of Co-op Education | 2,954 | 30 | 98.47 |
| NY | 10746-PS 48 | 2,781 | 26 | 106.96 |
| NY | 10760-St Nicholas Sr Ctr | 2,607 | 21 | 124.14 |
| NY | 10768-Samuels Community Center | 5,273 | 41 | 128.61 |
| NY | 10799-CUNY Graduate and University Center | 832 | 15 | 55.47 |
| NY | 10927-Antler Apartments | 1,584 | 21 | 75.43 |
| NY | 10928-Boricua College | 1,922 | 23 | 83.57 |
| NY | 10932-Baruch College Vertical Campus | 7,455 | 62 | 120.24 |
| NY | 10943-Towers On The Park | 1,456 | 17 | 85.65 |
| NY | 10958-Continental East | 887 | 15 | 59.13 |
| NY | 10993-The Riverside Church of NY | 2,871 | 35 | 82.03 |
| NY | 11095-Eleanor Roosevelt HS | 7,596 | 52 | 146.08 |

Appendix Cont'd

| County | Poll Site | Voters | Workers | Voters/Worker |
|--------|--|--------|---------|---------------|
| NY | 11119-Clinton Senior Center | 1,050 | 17 | 61.76 |
| NY | 11161-PS 98 | 3,776 | 34 | 111.06 |
| NY | 11169-Martin Luther King Jr. Comm. Ctr. | 2,773 | 24 | 115.54 |
| NY | 11191-Unity Center | 3,638 | 40 | 90.95 |
| NY | 11193-NYU Alumni Hall | 839 | 17 | 49.35 |
| NY | 11194-MS 114 | 6,098 | 48 | 127.04 |
| NY | 11197-Boys & Girls Republic | 2,643 | 25 | 105.72 |
| NY | 11220-Park West High School | 6,649 | 57 | 116.65 |
| NY | 11225-PS 276 | 3,950 | 34 | 116.18 |
| NY | 11255-UASBYW | 4,564 | 36 | 126.78 |
| NY | 11260-PS 184M | 4,034 | 43 | 93.81 |
| NY | 11261-Gregorio Luperon High School | 1,909 | 19 | 100.47 |
| NY | 11263-21st Century Leadership Academy | 6,519 | 46 | 141.72 |
| NY | 11265-River Crossing | 2,424 | 21 | 115.43 |
| NY | 11270-Grace United Methodist Church | 3,571 | 38 | 93.97 |
| NY | 11287-NYU The Palladium | 5,234 | 44 | 118.95 |
| NY | 11399-Southbridge Tower II | 4,976 | 42 | 118.48 |
| NY | 11455-Stuyvesant Town VIII | 1,620 | 13 | 124.62 |
| NY | 11457-PS 59 | 7,586 | 60 | 126.43 |
| NY | 11474-Community Health Academy of The Heights | 5,874 | 43 | 136.60 |
| NY | 11479-Castle Gardens | 941 | 18 | 52.28 |
| NY | 11481-Elias Howe Primary School 51 Manhattan | 7,775 | 68 | 114.34 |
| NY | 11482-Manhattanville Houses | 1,586 | 18 | 88.11 |
| NY | 11483-Manhattanville Houses III | 1,554 | 18 | 86.33 |
| NY | 11485-The River School/PS 281 | 3,141 | 34 | 92.38 |
| NY | 11486-Manhattanville Houses II | 1,956 | 22 | 88.91 |
| NY | 11489-Bonifacio Cora Texidor Housing for the Elderly | 1,476 | 17 | 86.82 |
| NY | 11499-PS/MS 278 | 1,956 | 22 | 88.91 |
| NY | 11508-The Mirabal Sisters School | 4,110 | 37 | 111.08 |
| NY | 11510-Columbia University Russ Berrie Medical Science Pavilion | 772 | 85 | 9.08 |
| NY | 11511-The Alianza Dominicana Triangle Building | 2,622 | 33 | 79.45 |
| NY | 11517-Wyatt T. Walker Senior Housing | 1,700 | 20 | 85.00 |
| NY | 11518-Salvation Army Harlem Temple Corps Community Center | 2,700 | 29 | 93.10 |
| NY | 11522-HCCI (Harlem Congregation for Community Improvement) | 1,717 | 21 | 81.76 |
| NY | 11523-Stuyvesant Town IX | 2,838 | 22 | 129.00 |
| NY | 11524-Lira Apartments | 1,951 | 20 | 97.55 |
| NY | 11529-PS 452 | 4,245 | 40 | 106.13 |
| NY | 11530-Jackie Robinson Recreation Center (Parks) | 2,188 | 27 | 81.04 |
| NY | 11532-PS 185/PS 208 | 4,834 | 45 | 107.42 |
| NY | 11533-Isaacs/Johnson Cornerstone | 2,786 | 24 | 116.08 |
| NY | 11577-The Manhattan Psychiatric Center (Meyer Building) | 397 | 5 | 79.40 |
| NY | 11587-The Clinton School for Writers and Artists | 6,101 | 51 | 119.63 |
| NY | 11590-Mary McLeod Bethune Gardens Community Center | 872 | 20 | 43.60 |
| NY | 11592-JHS 56 | 3,462 | 98 | 35.33 |
| NY | 11604-EM Moore Housing for the Elderly | 1,815 | 19 | 95.53 |

| County | Poll Site | Voters | Workers | Voters/Worker |
|--------|---|--------|---------|---------------|
| NY | 11609-Fort Washington Collegiate Church | 4,925 | 51 | 96.57 |
| NY | 11615-53rd Street Library | 2,687 | 26 | 103.35 |
| NY | 11620-George Washington High School | 5,794 | 45 | 128.76 |
| NY | 11622-Morningside Heights Housing | 906 | 18 | 50.33 |
| NY | 11642-Dream Charter School | 3,112 | 28 | 111.14 |
| NY | 11650-Church of the Holy Apostles | 1,359 | 20 | 67.95 |
| NY | 11657-Lower East Side Girls Club | 1,869 | 20 | 93.45 |
| NY | 11683-Church of the Holy Trinity | 2,840 | 25 | 113.60 |
| NY | 11685-Taino Towers IV | 3,940 | 32 | 123.13 |
| NY | 11690-Hamilton Madison House | 5,062 | 43 | 117.72 |
| NY | 11692-Alfred E. Smith Recreation Center | 1,384 | 16 | 86.50 |
| NY | 11736-Jewish Community Center (Harlem) | 951 | 15 | 63.40 |
| NY | 11740-SUNY Global | 658 | 15 | 43.87 |
| NY | 11747-HCCI (The David & Joyce Dinkins Gardens) | 1,068 | 19 | 56.21 |
| NY | 11748-B'nai Beshurun | 3,893 | 32 | 121.66 |
| NY | 11763-The New School | 1,568 | 19 | 82.53 |
| NY | 11796-MS 297 | 5,498 | 46 | 119.52 |
| NY | 11798-PS 340 (The Sixth Avenue Elementary School) | 2,904 | 29 | 100.14 |
| NY | 11800-Kaufman Music Center | 2,304 | 26 | 88.62 |
| NY | 11870-M.S. Houses | 2,286 | 20 | 114.30 |
| NY | 11872-Bernie Wohl Center | 2,101 | 25 | 84.04 |
| NY | 11917-Ford Foundation | 3,574 | 40 | 89.35 |
| NY | 11918-David Rubenstein Atrium at Lincoln Center | 2,558 | 80 | 31.98 |
| NY | 11940-First Corinthian Baptist Church | 986 | 24 | 41.08 |
| NY | 11942-NYU Wash Square Village 4 | 1,821 | 12 | 151.75 |
| NY | 11944-Madison Square Garden Lobby | 6,281 | 157 | 40.01 |
| NY | M0002-Stuyvesant Town II | 1,813 | 18 | 100.72 |
| NY | M0009-MS 54 Booker T Washington Middle School | 3,618 | 32 | 113.06 |
| NY | M0012-Civil Court | 2,200 | 30 | 73.33 |
| NY | M0013-Norman Thomas High School | 4,361 | 52 | 83.87 |
| NY | M0014-Find Aid For Aged (Hargrave) | 3,652 | 38 | 96.11 |
| NY | M0018-PS 169 | 10,686 | 70 | 152.66 |
| NY | M0019-PS 41 | 10,487 | 76 | 137.99 |
| NY | M0023-PS 63 | 3,149 | 38 | 82.87 |
| NY | M0024-PS 2 (Meyer London) | 2,860 | 27 | 105.93 |
| NY | M0026-PS 36 | 2,676 | 31 | 86.32 |
| NY | M0027-PS 140 | 3,413 | 35 | 97.51 |
| NY | M0028-Esplanade Gardens | 3,175 | 26 | 122.12 |
| NY | M0032-PS 72 | 3,718 | 40 | 92.95 |
| NY | M0037-Associated Blind | 3,516 | 36 | 97.67 |
| NY | M0039-YM & YWHA (Lex. Ave) | 2,226 | 23 | 96.78 |
| NY | M0041-Lincoln Towers | 832 | 15 | 55.47 |
| NY | M0043-Find Aid For Aged (Hamilton) | 4,432 | 44 | 100.73 |
| NY | M0044-PS 87 | 6,306 | 40 | 157.65 |
| NY | M0046-PS 130 | 4,081 | 54 | 75.57 |

Appendix Cont'd

| County | Poll Site | Voters | Workers | Voters/Worker |
|--------|--|--------|---------|---------------|
| NY | M0049-William O'Shea Campus | 4,928 | 42 | 117.33 |
| NY | M0050-PS 158 | 12,956 | 77 | 168.26 |
| NY | M0051-PS 133 | 3,649 | 39 | 93.56 |
| NY | M0053-Waterside Plaza | 1,179 | 15 | 78.60 |
| NY | M0057-Lincoln Towers II | 1,940 | 19 | 102.11 |
| NY | M0063-158th & Riverside Drive Housing Co. Inc. | 2,641 | 27 | 97.81 |
| NY | M0064-Jackie Robinson Complex | 5,204 | 128 | 40.66 |
| NY | M0067-PS 7 | 8,675 | 65 | 133.46 |
| NY | M0068-Lincoln Towers III | 1,110 | 16 | 69.38 |
| NY | M0070-1619 3rd Avenue | 1,550 | 16 | 96.88 |
| NY | M0072-PS 163 | 11,448 | 84 | 136.29 |
| NY | M0073-PS 20 | 6,742 | 54 | 124.85 |
| NY | M0078-PS 198 | 10,688 | 89 | 120.09 |
| NY | M0080-Village View Housing | 2,495 | 22 | 113.41 |
| NY | M0081-PS 175 Henry H. Garnet | 8,304 | 126 | 65.90 |
| NY | M0082-PS 153 | 11,104 | 76 | 146.11 |
| NY | M0083-Knickerbocker Plaza | 5,618 | 42 | 133.76 |
| NY | M0084-PS 57 | 4,442 | 35 | 126.91 |
| NY | M0086-Stanley Isaacs Ctr | 1,890 | 15 | 126.00 |
| NY | M0088-Mott Street Sr Ctr | 1,619 | 22 | 73.59 |
| NY | M0091-Hamilton Hgts Terrace | 878 | 19 | 46.21 |
| NY | M0093-PS 132 | 3,341 | 32 | 104.41 |
| NY | M0100-Church Heavenly Rest | 3,034 | 29 | 104.62 |
| NY | M0105-Harlem Renaissance HS | 1,664 | 17 | 97.88 |
| NY | M0106-Washington Heights Academy (M366) | 8,846 | 59 | 149.93 |
| NY | M0107-Lincoln Towers VI | 625 | 12 | 52.08 |
| NY | M0108-1199 Housing | 1,329 | 17 | 78.18 |
| NY | M0111-PS 116 | 8,931 | 78 | 114.50 |
| NY | M0114-1199 Housing III | 1,200 | 18 | 66.67 |
| NY | M0121-Drew Hamilton Houses | 6,084 | 45 | 135.20 |
| NY | M0122-Riverton Apts | 1,582 | 18 | 87.89 |
| NY | M0126-Vanderbilt YMCA | 2,578 | 20 | 128.90 |
| NY | M0128-PS 47(The ASL and English Lower School) | 4,443 | 40 | 111.08 |
| NY | M0129-Robert Wagner Middle School | 13,108 | 219 | 59.85 |
| NY | M0132-Riverbend Housing | 1,753 | 18 | 97.39 |
| NY | M0134-PS 38 or 121 | 978 | 27 | 36.22 |
| NY | M0135-PS 165 | 10,439 | 91 | 114.71 |
| NY | M0140-PS/JHS 117 | 3,259 | 30 | 108.63 |
| NY | M0142-PS 194 | 5,730 | 45 | 127.33 |
| NY | M0143-PS 154 | 8,269 | 62 | 133.37 |
| NY | M0144-Lincoln Square Neighborhood Center | 3,504 | 35 | 100.11 |
| NY | M0145-PS 189 | 3,568 | 32 | 111.50 |
| NY | M0152-PS 199 | 10,647 | 76 | 140.09 |
| NY | M0155-PS 33 | 7,727 | 59 | 130.97 |
| NY | M0156-Stuyvesant Town IV | 2,391 | 22 | 108.68 |

| County | Poll Site | Voters | Workers | Voters/Worker |
|--------|--------------------------------------|--------|---------|---------------|
| NY | M0157-Grand Street Settlement | 887 | 14 | 63.36 |
| NY | M0159-Polo Ground Sr Ctr | 1,940 | 17 | 114.12 |
| NY | M0160-PS 46 | 2,719 | 25 | 108.76 |
| NY | M0166-Lincoln Guild Housing | 565 | 13 | 43.46 |
| NY | M0169-PS 173 | 12,225 | 77 | 158.77 |
| NY | M0171-PS 290 (Manh New School) | 11,722 | 79 | 148.38 |
| NY | M0172-PS 134 | 2,618 | 30 | 87.27 |
| NY | M0173-PS 102 | 4,768 | 39 | 122.26 |
| NY | M0175-Gen Grant Houses IV | 1,431 | 21 | 68.14 |
| NY | M0177-Julia Richman Education Campus | 3,950 | 27 | 146.30 |
| NY | M0178-East Midtown Plaza | 4,181 | 33 | 126.70 |
| NY | M0187-Tweed Court | 1,828 | 20 | 91.40 |
| NY | M0192-IS 70 | 4,775 | 43 | 111.05 |
| NY | M0195-Penn South (Bldg 2B) | 1,433 | 16 | 89.56 |
| NY | M0198-Penn South (Bldg 8A) | 2,115 | 19 | 111.32 |
| NY | M0199-PS 187 | 3,124 | 28 | 111.57 |
| NY | M0205-Seward Park IV | 1,606 | 22 | 73.00 |
| NY | M0212-M Plaza, L.P. | 4,196 | 31 | 135.35 |
| NY | M0215-PS 149 | 3,982 | 37 | 107.62 |
| NY | M0216-Columbia University Houses | 1,048 | 17 | 61.65 |
| NY | M0218-PS 183 | 9,072 | 65 | 139.57 |
| NY | M0223-PS 146 | 2,760 | 17 | 162.35 |
| NY | M0224-Yorkville Community School | 6,325 | 50 | 126.50 |
| NY | M0231-PS 111 | 9,256 | 70 | 132.23 |
| NY | M0232-PS 188 Or 196 | 5,320 | 53 | 100.38 |
| NY | M0234-PS 6 | 4,998 | 34 | 147.00 |
| NY | M0237-PS 53 Or 811 | 7,982 | 62 | 128.74 |
| NY | M0239-East River Housing IV | 3,065 | 31 | 98.87 |
| NY | M0240-PS 28 | 5,148 | 41 | 125.56 |
| NY | M0244-St Margaret's House | 3,349 | 32 | 104.66 |
| NY | M0245-PS 3 | 5,314 | 41 | 129.61 |
| NY | M0248-PS 192 | 9,253 | 73 | 126.75 |
| NY | M0255-JHS 143 Eleanor Roosevelt | 9,233 | 115 | 80.29 |
| NY | M0259-Marble Hill Community Center | 2,137 | 31 | 68.94 |
| NY | M0262-Stuyvesant Town V | 1,852 | 18 | 102.89 |
| NY | M0265-NYU Brittan Hall | 2,769 | 30 | 92.30 |
| NY | M0278-River View Towers, Inc. | 1,891 | 19 | 99.53 |
| NY | M0280-LaGuardia High School | 6,900 | 54 | 127.78 |
| NY | M0286-PS 131 | 3,924 | 35 | 112.11 |
| NY | M0287-Holy Rood Church | 3,039 | 30 | 101.30 |
| NY | M0288-PS 34 | 3,592 | 29 | 123.86 |
| NY | M0289-PS 75 | 6,266 | 49 | 127.88 |
| NY | M0290-Masaryk Towers | 2,542 | 26 | 97.77 |
| NY | M0300-K'Hal Adath Jeshurun | 2,158 | 26 | 83.00 |
| NY | M0302-PS 152 | 5,679 | 37 | 153.49 |

Appendix Cont'd

| County | Poll Site | Voters | Workers | Voters/Worker |
|--------|--|--------|---------|---------------|
| NY | M0303-Ft Washington Serv For Eld/Riverstone Senior Life Services | 8,540 | 63 | 135.56 |
| NY | M0317-Charles Hill Tower | 1,956 | 27 | 72.44 |
| NY | M0319-Rafael Hernandez Houses | 1,950 | 22 | 88.64 |
| NY | M0324-3333 Broadway | 3,644 | 36 | 101.22 |
| NY | M0326-JHS 118 | 11,947 | 80 | 149.34 |
| NY | M0334-Village East Towers | 2,699 | 27 | 99.96 |
| BX | 00030-PS 71 Rose E. Scala School | 6,137 | 32 | 191.78 |
| BX | 00036-Pelham Pkwy Community Center | 683 | 18 | 37.94 |
| BX | 10024-Adult Behavioral Health Center | 150 | 20 | 7.50 |
| BX | 10066-PS 163 Arthur A. Schomburg | 4,191 | 26 | 161.19 |
| BX | 10071-Hostos Community College | 1,743 | 23 | 75.78 |
| BX | 10072-MS 203 (PS 183) | 4,318 | 28 | 154.21 |
| BX | 10075-PS 179 (PS 40) | 2,950 | 23 | 128.26 |
| BX | 10078-IS 217 (IS 116) School of Performing Arts | 4,504 | 27 | 166.81 |
| BX | 10087-IS 206 Ann Mersereau | 5,785 | 33 | 175.30 |
| BX | 10090-PS 61 Francisco Oller | 1,786 | 20 | 89.30 |
| BX | 10097-IS 166 Bronx Early College Academy for Teaching & Learning | 2,504 | 22 | 113.82 |
| BX | 10210-PS 119 | 4,699 | 32 | 146.84 |
| BX | 10212-Olivet Gospel Assembly | 2,352 | 22 | 106.91 |
| BX | 10312-Millbrook Community Center | 2,698 | 17 | 158.71 |
| BX | 10346-Bronxworks Heights Senior Center | 4,801 | 36 | 133.36 |
| BX | 10354-Mt. Hebron Baptist Church | 3,345 | 29 | 115.34 |
| BX | 10359-PS 306 | 7,701 | 44 | 175.02 |
| BX | 10546-PS 15 Institute for Environmental Learning | 3,702 | 18 | 205.67 |
| BX | 10591-Glad Tidings Assembly | 3,098 | 25 | 123.92 |
| BX | 10601-PS 83 Annex | 2,984 | 26 | 114.77 |
| BX | 10603-Eastchester Community Center | 2,909 | 19 | 153.11 |
| BX | 10616-IS 174 Archimedes Academy for Mathematics | 3,929 | 26 | 151.12 |
| BX | 10639-Mark Terrace Apartment Building | 1,847 | 13 | 142.08 |
| BX | 10712-Throggs Neck Senior Center | 1,775 | 16 | 110.94 |
| BX | 10817-St. Mary's Park Community Center | 2,680 | 22 | 121.82 |
| BX | 10859-Gun Hill Community Center | 1,146 | 17 | 67.41 |
| BX | 10949-St. Frances de Chantal Church | 3,365 | 61 | 55.16 |
| BX | 11004-Glebe Avenue Senior Center | 2,091 | 15 | 139.40 |
| BX | 11114-Shakespeare Senior HDFC | 2,884 | 22 | 131.09 |
| BX | 11146-Justice Sonia Sotomayor Community Center | 2,881 | 56 | 51.45 |
| BX | 11151-Holy Rosary Church | 5,107 | 36 | 141.86 |
| BX | 11153-The Arbor | 2,241 | 21 | 106.71 |
| BX | 11172-PS 23 The New Children's School | 4,629 | 28 | 165.32 |
| BX | 11178-Kensington Bldg /Fordham Hill Complex | 1,920 | 15 | 128.00 |
| BX | 11180-PS/MS 194 | 2,497 | 22 | 113.50 |
| BX | 11243-Hebrew Institute of Riverdale | 6,702 | 51 | 131.41 |
| BX | 11373-Van Nest Academy-PS/MS 498 | 2,301 | 18 | 127.83 |
| BX | 11451-Mitchell Community Center | 6,575 | 35 | 187.86 |
| BX | 11456-PS 189/IS 462-Rosa Parks Educational Campus | 1,419 | 24 | 59.13 |

| County | Poll Site | Voters | Workers | Voters/Worker |
|--------|--|--------|---------|---------------|
| BX | 11466-Parkchester South Condominium 18 Metropolitan | 3,676 | 25 | 147.04 |
| BX | 11467-Parkchester North Condominium 1563 Metropolitan | 2,745 | 25 | 109.80 |
| BX | 11496-PS 54 | 10,284 | 49 | 209.88 |
| BX | 11582-PS 126 | 4,334 | 31 | 139.81 |
| BX | 11682-Mott Haven Campus | 1,770 | 18 | 98.33 |
| BX | 11689-PS 207 | 5,155 | 39 | 132.18 |
| BX | 11737-PS 357 Young Voices Academy | 3,449 | 21 | 164.24 |
| BX | 11746-PS/IS 218 Rafael Hernandez | 4,768 | 28 | 170.29 |
| BX | 11751-Saint Luke's Housing | 1,888 | 20 | 94.40 |
| BX | 11757-PS 160 Walt Disney School | 3,852 | 38 | 101.37 |
| BX | 11758-Truman High School | 2,898 | 64 | 45.28 |
| BX | 11791-PS 360 | 2,998 | 22 | 136.27 |
| BX | 11839-Holy Family School | 3,509 | 21 | 167.10 |
| BX | 11860-St. Michael's Roman Catholic Church | 2,307 | 27 | 85.44 |
| BX | 11895-Fordham Bedford/Servian Heights LLC | 620 | 11 | 56.36 |
| BX | 11896-Daly 180 HDFC The Phipps E. 180th | 1,380 | 17 | 81.18 |
| BX | 11912-Bailey Rain Senior Center | 2,564 | 15 | 170.93 |
| BX | 11939-Bronxchester Houses | 1,126 | 16 | 70.38 |
| BX | X0003-PS 6 West Farms | 4,431 | 39 | 113.62 |
| BX | X0004-JHS 145 Arturo Toscanini | 4,427 | 27 | 163.96 |
| BX | X0005-PS 66 School of Higher Expectations | 9,638 | 52 | 185.35 |
| BX | X0006-PS 152 Evergreen | 2,647 | 21 | 126.05 |
| BX | X0007-Bronx Regional HS | 4,349 | 66 | 65.89 |
| BX | X0008-PS 73 Bronx | 4,655 | 30 | 155.17 |
| BX | X0009-JHS 123 James M. Kieran | 893 | 18 | 49.61 |
| BX | X0013-PS 90 The Family School | 7,063 | 41 | 172.27 |
| BX | X0014-Edenwald Community Center | 4,316 | 21 | 205.52 |
| BX | X0015-Highbridge Gardens Community Center | 1,536 | 23 | 66.78 |
| BX | X0017-PS 108 Philip J. Abinanti | 4,417 | 31 | 142.48 |
| BX | X0019-Walker Memorial Church Hall | 4,612 | 31 | 148.77 |
| BX | X0020-MS 143 The Marie Curie School for Health Professions | 3,874 | 24 | 161.42 |
| BX | X0021-Baychester Community Center | 5,324 | 34 | 156.59 |
| BX | X0022-PS 132 Garret A. Morgan | 3,297 | 27 | 122.11 |
| BX | X0023-PS 79 Elem School for Math, Science, and Technology | 5,409 | 30 | 180.30 |
| BX | X0024-PS 195 | 7,239 | 40 | 180.98 |
| BX | X0025-PS 11 Highbridge | 5,288 | 28 | 188.86 |
| BX | X0026-PS 63 Author's Academy | 3,548 | 23 | 154.26 |
| BX | X0027-PS 48 Joseph R. Drake | 2,007 | 18 | 111.50 |
| BX | X0028-Mott Hall V (James Monroe Annex) | 5,695 | 34 | 167.50 |
| BX | X0034-PS 78 Anne Hutchinson | 8,566 | 45 | 190.36 |
| BX | X0035-PS 64 Pura Belpre | 6,008 | 36 | 166.89 |
| BX | X0037-JHS 80 The Mosholu Parkway | 4,714 | 33 | 142.85 |
| BX | X0039-PS 93 Albert G. Oliver | 4,170 | 28 | 148.93 |
| BX | X0041-Sedgwick Community Center | 3,490 | 30 | 116.33 |
| BX | X0042-JHS 127 The Castle Hill School | 4,114 | 26 | 158.23 |

Appendix Cont'd

| County | Poll Site | Voters | Workers | Voters/Worker |
|--------|---|--------|---------|---------------|
| BX | X0044-Parkchester South 1595 Unionport Road | 1,774 | 13 | 136.46 |
| BX | X0051-PS 311/481 The Steam Bridge School | 5,565 | 35 | 159.00 |
| BX | X0052-PS 70 Max Schoenfeld | 5,171 | 37 | 139.76 |
| BX | X0053-PS 107 | 4,925 | 31 | 158.87 |
| BX | X0055-PS/MS 4 Crotona Park West | 706 | 19 | 37.16 |
| BX | X0057-1720 Mayflower Terrace | 1,534 | 13 | 118.00 |
| BX | X0059-Co-Op City Dreiser Loop Community Center Auditorium | 7,620 | 48 | 158.75 |
| BX | X0062-PS 47 John Randolph | 5,315 | 40 | 132.88 |
| BX | X0064-Harding Park Community Center | 2,841 | 21 | 135.29 |
| BX | X0065-PS 44 David C. Farragut | 5,379 | 32 | 168.09 |
| BX | X0066-PS 102 Joseph O. Loretan | 7,200 | 47 | 153.19 |
| BX | X0067-PS 28 Mount Hope | 3,237 | 26 | 124.50 |
| BX | X0068-IS 117 Joseph H. Wade | 4,712 | 30 | 157.07 |
| BX | X0069-1880 Valentine Ave Community Room | 1,099 | 18 | 61.06 |
| BX | X0071-MS 390 (PS 26) | 4,772 | 30 | 159.07 |
| BX | X0072-PS 87 | 2,983 | 19 | 157.00 |
| BX | X0074-Hutchinson River Community Center | 1,639 | 14 | 117.07 |
| BX | X0075-PS 175 City Island | 2,858 | 23 | 124.26 |
| BX | X0076-PS 67 Mohegan School | 4,153 | 31 | 133.97 |
| BX | X0077-Jaime Towers | 3,868 | 27 | 143.26 |
| BX | X0079-Parkchester South Condominium 2059 McGraw Avenue | 1,835 | 22 | 83.41 |
| BX | X0080-PS 138 Samuel Randall | 5,474 | 34 | 161.00 |
| BX | X0081-PS 57 Crescent | 6,052 | 39 | 155.18 |
| BX | X0082-PS 106 | 4,954 | 34 | 145.71 |
| BX | X0085-Michelangelo Apartments | 1,964 | 20 | 98.20 |
| BX | X0087-Jonas Bronck Housing | 3,765 | 17 | 221.47 |
| BX | X0091-William H. Taft High School | 5,027 | 38 | 132.29 |
| BX | X0092-PS 85 Great Expectations | 8,576 | 49 | 175.02 |
| BX | X0093-PS 33 Timothy Dwight | 9,228 | 52 | 177.46 |
| BX | X0095-JHS 135 F.D. Whalen | 2,014 | 19 | 106.00 |
| BX | X0098-JHS 45 Thomas C. Giordano MS 45 | 2,241 | 70 | 32.01 |
| BX | X0101-IS 144 Michelangelo | 5,062 | 40 | 126.55 |
| BX | X0103-PS 12 Lewis and Clark School | 3,279 | 24 | 136.63 |
| BX | X0108-PS 229 Roland Patterson | 4,341 | 28 | 155.04 |
| BX | X0109-MS 101 Edward R. Byrne | 2,593 | 18 | 144.06 |
| BX | X0110-PS 121 Throop | 4,784 | 39 | 122.67 |
| BX | X0111-PS 86 Kingsbridge Heights | 9,112 | 51 | 178.67 |
| BX | X0112-Melrose IHAD-Literacy | 2,167 | 18 | 120.39 |
| BX | X0113-Preston High School | 2,812 | 20 | 140.60 |
| BX | X0116-Parkside Cornerstone | 2,457 | 21 | 117.00 |
| BX | X0118-PS 8 Issac Varian | 6,620 | 45 | 147.11 |
| BX | X0121-PS 14 Senator John Calandra | 4,132 | 24 | 172.17 |
| BX | X0127-Ampere Ave Knights of Columbus Hall | 6,115 | 30 | 203.83 |
| BX | X0130-Ft. Independence Community Center | 2,528 | 24 | 105.33 |
| BX | X0131-PS 1 Courtlandt School | 3,846 | 25 | 153.84 |

| County | Poll Site | Voters | Workers | Voters/Worker |
|--------|--|--------|---------|---------------|
| BX | X0132-PS 41 Gun Hill Road | 5,767 | 38 | 151.76 |
| BX | X0133-PS 56 | 7,229 | 42 | 172.12 |
| BX | X0134-Scott Towers Community Room | 504 | 16 | 31.50 |
| BX | X0137-Mosholu Montefiore Community Center | 3,215 | 25 | 128.60 |
| BX | X0138-PS 94 Kings College School | 3,937 | 32 | 123.03 |
| BX | X0140-Hellenic Orthodox Community Church | 1,640 | 15 | 109.33 |
| BX | X0141-PS 53 Annex Basheer Quisim | 4,253 | 23 | 184.91 |
| BX | X0143-PS 113 Globe School for Environmental Research | 7,526 | 40 | 188.15 |
| BX | X0144-Mott Haven Community Room | 1,851 | 18 | 102.83 |
| BX | X0147-Parkside Development Community Room | 810 | 17 | 47.65 |
| BX | X0148-PS 95 | 6,475 | 42 | 154.17 |
| BX | X0149-Tracy Towers Community Room | 2,164 | 24 | 90.17 |
| BX | X0150-Betances Community Center | 4,675 | 28 | 166.96 |
| BX | X0152-PS 68 Bronx | 5,075 | 35 | 145.00 |
| BX | X0153-PS 103 Hector Fontanez | 8,116 | 47 | 172.68 |
| BX | X0156-PS 19 Judith K. Weiss | 4,042 | 34 | 118.88 |
| BX | X0157-PS 55 Benjamin Franklin | 7,263 | 39 | 186.23 |
| BX | X0160-Samuel Gompers HS | 1,649 | 17 | 97.00 |
| BX | X0161-PS 16 Wakefield | 4,750 | 29 | 163.79 |
| BX | X0165-Riverpoint Towers Community Room | 3,296 | 33 | 99.88 |
| BX | X0166-PS 81 Robert J. Christen | 7,362 | 53 | 138.91 |
| BX | X0167-PS 69 Journey Prep School | 4,115 | 24 | 171.46 |
| BX | X0168-PS 5 Port Morris | 5,251 | 37 | 141.92 |
| BX | X0177-PS 96 Richard Rodgers | 4,263 | 30 | 142.10 |
| BX | X0178-PS 62 Inocencio Casanova | 5,280 | 36 | 146.67 |
| BX | X0179-MS/HS 141 Riverdale/Kingsbridge Academy | 7,525 | 47 | 160.11 |
| BX | X0183-PS 32 | 4,739 | 34 | 139.38 |
| BX | X0186-PS 105 Sen Abraham Bernstein | 4,939 | 33 | 149.67 |
| BX | X0188-IS 74 The Hunts Point School | 3,298 | 25 | 131.92 |
| BX | X0189-PS 186 Walter J. Damrosch School | 4,513 | 30 | 150.43 |
| BX | X0190-PS 130 Abram Stevens Hewitt | 3,255 | 23 | 141.52 |
| BX | X0191-PS/MS 29 Melrose School | 2,028 | 18 | 112.67 |
| BX | X0192-Concourse Village East | 2,696 | 24 | 112.33 |
| BX | X0197-Tilden Towers II | 2,630 | 24 | 109.58 |
| BX | X0201-Bronx County Supreme Court House | 6,627 | 79 | 83.89 |
| BX | X0203-JHS 131 Albert Einstein | 7,334 | 47 | 156.04 |
| BX | X0204-PS 333 The Museum School (PS 60) | 1,325 | 18 | 73.61 |
| BX | X0205-MS 301 (PS 120) Paul L. Dunbar | 7,443 | 39 | 190.85 |
| BX | X0207-PS 76 The Bennington School | 4,588 | 30 | 152.93 |
| BX | X0209-PS 150 Charles James Fox | 3,224 | 16 | 201.50 |
| BX | X0210-Columbus High School | 2,361 | 63 | 37.48 |
| BX | X0213-PS 146 Edward Collins | 4,384 | 27 | 162.37 |
| BX | X0214-PS 89 Bronx | 3,863 | 29 | 133.21 |
| BX | X0215-PS 75 | 2,956 | 18 | 164.22 |
| BX | X0216-Bronx House | 1,906 | 18 | 105.89 |

Appendix Cont'd

| County | Poll Site | Voters | Workers | Voters/Worker |
|--------|--|--------|---------|---------------|
| BX | X0219-Co-Op City Einstein Community Center #3 | 3,358 | 34 | 98.76 |
| BX | X0221-PS 42 Claremont | 1,673 | 18 | 92.94 |
| BX | X0223-Grace Dodge Vocational HS | 3,420 | 26 | 131.54 |
| BX | X0224-PS 65 Mother Hale Academy | 4,903 | 33 | 148.58 |
| BX | X0225-PS 72 Dr. William Dorney | 3,882 | 20 | 194.10 |
| BX | X0226-Morris HS Academy for Collaborative Studies | 2,121 | 22 | 96.41 |
| BX | X0229-Edgewater Volunteer Fire House | 1,731 | 16 | 108.19 |
| BX | X0234-Co-Op City 2049 Bartow Avenue Community Center | 4,964 | 42 | 118.19 |
| BX | X0235-Locust Point Civic Hall | 521 | 14 | 37.21 |
| BX | X0237-RIVERDALE -- YMY-WHA | 2,197 | 24 | 91.54 |
| KG | 00037-Barclays Center | 3,016 | 122 | 24.72 |
| KG | 00038-PS 252 JHS | 6,254 | 41 | 152.54 |
| KG | 00039-PS 206 | 5,750 | 48 | 119.79 |
| KG | 00043-Friends Field | 2,048 | 24 | 85.33 |
| KG | 00045-Wayside Comm Center | 411 | 22 | 18.68 |
| KG | 00048-PS 52 | 5,670 | 40 | 141.75 |
| KG | 00049-Wyckoff Gardens Comm Ctr | 4,364 | 35 | 124.69 |
| KG | 00050-PS 95 | 3,288 | 22 | 149.45 |
| KG | 00054-St. Thomas Episcopal Church | 2,824 | 29 | 97.38 |
| KG | 10039-Kings Bay Public Library | 912 | 19 | 48.00 |
| KG | 10040-Tilden HS | 3,232 | 33 | 97.94 |
| KG | 10041-PS 235 Annex | 2,257 | 22 | 102.59 |
| KG | 10043-Unity Plaza Comm Ctr | 3,060 | 26 | 117.69 |
| KG | 10045-Crown Heights Public Library | 1,067 | 18 | 59.28 |
| KG | 10046-Homecrest Public Library | 525 | 22 | 23.86 |
| KG | 10048-PS 329 | 3,279 | 30 | 109.30 |
| KG | 10051-Borough Park Public Library | 1,554 | 24 | 64.75 |
| KG | 10052-Telecommunications HS | 5,202 | 42 | 123.86 |
| KG | 10053-PS 377 | 1,616 | 24 | 67.33 |
| KG | 10054-IS 291 | 1,885 | 18 | 104.72 |
| KG | 10058-IS 390/MS 334/MS 354 | 5,041 | 34 | 148.26 |
| KG | 10062-St. Brendan Senior Apartments L.P. | 3,084 | 18 | 171.33 |
| KG | 10068-Boulevard Comm Ctr | 1,165 | 20 | 58.25 |
| KG | 10104-Kings Theatre | 4,183 | 128 | 32.68 |
| KG | 10112-Dance Atlantic Studio | 1,698 | 78 | 21.77 |
| KG | 10114-Ridgewood Sr Center | 3,166 | 28 | 113.07 |
| KG | 10122-Youth Center | 3,260 | 106 | 30.75 |
| KG | 10123-Boro Park YM-YWHA | 4,324 | 32 | 135.13 |
| KG | 10158-Ft Hamilton Public Library | 1,137 | 24 | 47.38 |
| KG | 10160-JASA Sr Ctr | 1,868 | 22 | 84.91 |
| KG | 10172-Sr Center | 1,033 | 19 | 54.37 |
| KG | 10187-Chavis Apartments | 942 | 17 | 55.41 |
| KG | 10216-Agudath Sr Ctr | 4,061 | 28 | 145.04 |
| KG | 10217-St. Marks School | 3,238 | 28 | 115.64 |
| KG | 10247-Citizens For A Better Neighborhood | 2,108 | 16 | 131.75 |

| County | Poll Site | Voters | Workers | Voters/Worker |
|--------|--|--------|---------|---------------|
| KG | 10253-IS 88 | 6,781 | 59 | 114.93 |
| KG | 10254-McGuinness Sr Ctr | 6,945 | 53 | 131.04 |
| KG | 10256-Vollies Memorial Hall | 1,702 | 19 | 89.58 |
| KG | 10258-Goodwin Sr Ctr | 1,784 | 21 | 84.95 |
| KG | 10268-Kings Plaza | 2,016 | 26 | 77.54 |
| KG | 10284-Jennings Hall Sr Ctr | 1,642 | 19 | 86.42 |
| KG | 10295-Marlborough Gardens | 2,861 | 24 | 119.21 |
| KG | 10319-Kings Bay YM-YWHA | 3,931 | 29 | 135.55 |
| KG | 10325-Stuyvesant Gardens II | 2,023 | 16 | 126.44 |
| KG | 10326-St. Augustine's Episcopal Church | 2,593 | 21 | 123.48 |
| KG | 10333-IS 14 | 3,704 | 31 | 119.48 |
| KG | 10366-Mary D's Housing for Seniors | 3,599 | 24 | 149.96 |
| KG | 10437-PS 6 | 4,506 | 38 | 118.58 |
| KG | 10443-Stuy-Park Houses | 1,311 | 23 | 57.00 |
| KG | 10450-PS 22 | 5,185 | 36 | 144.03 |
| KG | 10550-PS 207 Annex Early Childhood Ctr | 4,784 | 41 | 116.68 |
| KG | 10551-Clara Barton Voc HS | 3,342 | 29 | 115.24 |
| KG | 10556-Plaza Sr Ctr | 1,895 | 25 | 75.80 |
| KG | 10557-Brooklyn Museum | 5,123 | 155 | 33.05 |
| KG | 10580-Taylor Wythe Comm Ctr | 7,085 | 103 | 68.79 |
| KG | 10597-Old Boys HS | 4,251 | 33 | 128.82 |
| KG | 10598-MS 2 | 3,037 | 30 | 101.23 |
| KG | 10718-3386 Atlantic Realty LLC | 4,418 | 31 | 142.52 |
| KG | 10784-PS 69 | 831 | 21 | 39.57 |
| KG | 10785-Cornerstone Sr Hsng | 3,218 | 32 | 100.56 |
| KG | 10788-O'Dwyer Community Center | 1,871 | 14 | 133.64 |
| KG | 10839-Evergreen Troutman | 2,264 | 19 | 119.16 |
| KG | 10857-Marlboro Comm Ctr | 4,226 | 30 | 140.87 |
| KG | 10931-Noll Street Apartments | 5,486 | 46 | 119.26 |
| KG | 10933-PS 66 IS | 2,190 | 23 | 95.22 |
| KG | 10964-Rheingold Gardens | 1,319 | 20 | 65.95 |
| KG | 10966-St. Francis Church De Paola | 3,621 | 31 | 116.81 |
| KG | 10967-PS 156 IS | 5,679 | 35 | 162.26 |
| KG | 10984-IS 395/PS 109 | 6,962 | 41 | 169.80 |
| KG | 11011-PS 397 | 1,824 | 23 | 79.30 |
| KG | 11106-God's Battalion Church | 3,784 | 129 | 29.33 |
| KG | 11107-PS 244 | 4,968 | 35 | 141.94 |
| KG | 11149-Bishop Boardman Apts | 1,370 | 20 | 68.50 |
| KG | 11170-Sephardic Comm Ctr | 2,853 | 25 | 114.12 |
| KG | 11175-PS 682 | 5,116 | 38 | 134.63 |
| KG | 11187-Crown Heights Apts | 2,705 | 19 | 142.37 |
| KG | 11188-Brooklyn Borough Hall | 4,271 | 36 | 118.64 |
| KG | 11190-Penny Yates Apts | 2,173 | 19 | 114.37 |
| KG | 11203-Sr. Lucian Senior Apartments,LP | 1,934 | 20 | 96.70 |
| KG | 11229-Friends of Crown Heights | 5,326 | 41 | 129.90 |

Appendix Cont'd

| County | Poll Site | Voters | Workers | Voters/Worker |
|--------|--|--------|---------|---------------|
| KG | 11230-The Joan Snow Pre-K Center | 6,000 | 37 | 162.16 |
| KG | 11231-Medgar Evers | 4,818 | 34 | 141.71 |
| KG | 11237-PS 65 | 4,056 | 31 | 130.84 |
| KG | 11244-Downstate SUNY Medical Ctr | 1,043 | 17 | 61.35 |
| KG | 11245-PS 971 | 1,225 | 20 | 61.25 |
| KG | 11246-PS 896 | 2,224 | 26 | 85.54 |
| KG | 11248-Ocean Hill Comm Ctr | 2,333 | 22 | 106.05 |
| KG | 11249-Cortelyou Public Library | 742 | 18 | 41.22 |
| KG | 11250-Midwood Public Library | 1,892 | 21 | 90.10 |
| KG | 11251-Park Slope Armory YMCA | 5,692 | 134 | 42.48 |
| KG | 11269-Mapleton Public Library | 1,898 | 21 | 90.38 |
| KG | 11280-IS 324 | 2,874 | 27 | 106.44 |
| KG | 11286-Carroll Gardens Public Library | 1,887 | 21 | 89.86 |
| KG | 11293-Polish Slavic Culture Center | 4,496 | 42 | 107.05 |
| KG | 11374-Kappa V Campus | 3,719 | 44 | 84.52 |
| KG | 11382-PS 264 | 6,209 | 39 | 159.21 |
| KG | 11385-PS 310 | 2,069 | 22 | 94.05 |
| KG | 11386-Farragut Comm Ctr | 4,676 | 32 | 146.13 |
| KG | 11404-Arlington Public Library | 943 | 13 | 72.54 |
| KG | 11405-New Lots Public Library | 1,029 | 17 | 60.53 |
| KG | 11406-Williamsburg Comm Ctr | 3,885 | 91 | 42.69 |
| KG | 11407-Macon Public Library | 2,906 | 24 | 121.08 |
| KG | 11408-Kensington Public Library | 851 | 23 | 37.00 |
| KG | 11409-Kings Highway Public Library | 995 | 19 | 52.37 |
| KG | 11410-Sunset Park HS | 4,173 | 40 | 104.33 |
| KG | 11411-Park Slope Public Library | 1,726 | 25 | 69.04 |
| KG | 11412-Flatbush Public Library | 1,200 | 23 | 52.17 |
| KG | 11413-Bushwick Public Library | 1,496 | 18 | 83.11 |
| KG | 11414-Willoughby Sr Ctr | 2,800 | 24 | 116.67 |
| KG | 11417-Top Civic Ctr | 3,888 | 33 | 117.82 |
| KG | 11418-Lenox Road Baptist Church | 4,662 | 29 | 160.76 |
| KG | 11419-St. Edmund Preparatory HS | 1,166 | 20 | 58.30 |
| KG | 11420-Our Lady of Perpetual Help | 8,038 | 122 | 65.89 |
| KG | 11421-IS 391 | 8,251 | 51 | 161.78 |
| KG | 11424-District 20 Pre K Ctr. | 1,798 | 24 | 74.92 |
| KG | 11427-New Jerusalem United Methodist Church | 1,968 | 26 | 75.69 |
| KG | 11428-Liberty Houses | 1,018 | 19 | 53.58 |
| KG | 11429-Kingsboro 7th Day Adventist | 2,529 | 25 | 101.16 |
| KG | 11430-Raices Times Plaza Senior Center | 863 | 18 | 47.94 |
| KG | 11431-Flatbush YMCA | 6,084 | 53 | 114.79 |
| KG | 11432-Brooklyn Prospect Charter School | 4,436 | 35 | 126.74 |
| KG | 11433-PS 89 | 3,023 | 29 | 104.24 |
| KG | 11440-Joseph A Miccio Community Center | 1,084 | 66 | 16.42 |
| KG | 11442-Carmine Carro Community Center | 3,928 | 35 | 112.23 |
| KG | 11444-Ozzie Wilson Residences Senior Housing | 1,845 | 21 | 87.86 |

| County | Poll Site | Voters | Workers | Voters/Worker |
|--------|---|--------|---------|---------------|
| KG | 11445-Hope Gardens Youth Community Center | 2,839 | 29 | 97.90 |
| KG | 11446-New Hope Family Worship | 4,783 | 34 | 140.68 |
| KG | 11447-Betsy Head Pool | 2,105 | 31 | 67.90 |
| KG | 11448-Tilden Community Center | 2,832 | 31 | 91.35 |
| KG | 11449-Christ Church Bay Ridge | 4,941 | 29 | 170.38 |
| KG | 11450-Seth Low Senior Center | 3,534 | 30 | 117.80 |
| KG | 11452-Bishop Ford | 4,626 | 29 | 159.52 |
| KG | 11454-Zvi Dov Roth Academy of Yeshiva Rambam | 1,785 | 34 | 52.50 |
| KG | 11471-PS 331 | 4,648 | 29 | 160.28 |
| KG | 11472-Temple Shalom of Flatbush | 9,681 | 49 | 197.57 |
| KG | 11476-Fenimore United Meth. Church | 4,556 | 36 | 126.56 |
| KG | 11477-Boys and Girls High School | 2,613 | 16 | 163.31 |
| KG | 11488-Fort Hamilton Senior Center | 4,499 | 28 | 160.68 |
| KG | 11492-PS 398 | 6,280 | 41 | 153.17 |
| KG | 11493-Marlboro Memorial Post | 2,855 | 22 | 129.77 |
| KG | 11501-Community Board 12 | 2,095 | 21 | 99.76 |
| KG | 11515-Marien-Heim of Sunset Park | 5,093 | 36 | 141.47 |
| KG | 11521-Merkaz Community Center | 2,326 | 20 | 116.30 |
| KG | 11535-Science Skills Center HS | 927 | 22 | 42.14 |
| KG | 11537-PS 12 | 5,799 | 35 | 165.69 |
| KG | 11543-Spring Creek Educational Campus | 2,647 | 22 | 120.32 |
| KG | 11564-Belmont Gardens II | 914 | 17 | 53.76 |
| KG | 11566-Ingersoll Community Center | 6,646 | 53 | 125.40 |
| KG | 11591-Atlantic Terminal Community Center | 2,693 | 23 | 117.09 |
| KG | 11610-Lafayette Gardens Comm. Ctr. | 1,370 | 17 | 80.59 |
| KG | 11612-East Midwood Jewish Center | 3,958 | 27 | 146.59 |
| KG | 11621-Brooklyn College Roosevelt Hall | 7,791 | 50 | 155.82 |
| KG | 11624-St. Francis College | 4,464 | 29 | 153.93 |
| KG | 11625-Cadman Towers 2 | 1,059 | 19 | 55.74 |
| KG | 11629-PAL-Wynn Center | 3,240 | 26 | 124.62 |
| KG | 11630-Central Brooklyn Public Library | 2,429 | 28 | 86.75 |
| KG | 11633-Saratoga Village | 2,261 | 108 | 20.94 |
| KG | 11644-Van Dyke Community Ctr. | 4,973 | 116 | 42.87 |
| KG | 11675-Quincy Senior Residences | 2,676 | 28 | 95.57 |
| KG | 11734-IL Centro (Fiao) | 1,852 | 19 | 97.47 |
| KG | 11735-Carey Gardens Community Ctr. | 3,639 | 89 | 40.89 |
| KG | 11752-Cypress Hills Sr Housing Residences | 1,136 | 13 | 87.38 |
| KG | 11793-PS 889 | 2,020 | 27 | 74.81 |
| KG | 11794-PS/IS 437 | 4,374 | 34 | 128.65 |
| KG | 11795-Flatbush Tompkins Congregational Church | 5,267 | 33 | 159.61 |
| KG | 11797-Coney Island Prep H.S. | 2,315 | 28 | 82.68 |
| KG | 11801-Congregation Beit Hillel of Flatlands | 5,719 | 29 | 197.21 |
| KG | 11808-Weeksville Heritage Center | 1,293 | 20 | 64.65 |
| KG | 11809-Bushwick United Methodist Church | 2,398 | 25 | 95.92 |
| KG | 11869-Muslim American Society Youth Center | 3,961 | 28 | 141.46 |

Appendix Cont'd

| County | Poll Site | Voters | Workers | Voters/Worker |
|--------|---|--------|---------|---------------|
| KG | 11871-The Bridge Multicultural Advocacy Project (MCP) | 1,033 | 21 | 49.19 |
| KG | 11885-St. Simon And Jude Church | 3,931 | 31 | 126.81 |
| KG | 11886-Bed Stuy YMCA | 795 | 17 | 46.76 |
| KG | 11889-Prospect Park YMCA | 4,838 | 41 | 118.00 |
| KG | 11890-Dodge YMCA | 4,708 | 30 | 156.93 |
| KG | 11891-Mc Carren Play Center | 4,850 | 34 | 142.65 |
| KG | 11892-Bushwick Inlet Park | 2,902 | 32 | 90.69 |
| KG | B0001-PS 230 | 4,275 | 39 | 109.62 |
| KG | B0002-Transit Tech HS | 2,518 | 29 | 86.83 |
| KG | B0003-IS 293 | 3,429 | 30 | 114.30 |
| KG | B0011-Cadman Towers | 3,437 | 29 | 118.52 |
| KG | B0012-PS 18 | 2,121 | 17 | 124.76 |
| KG | B0014-PS 272 | 6,987 | 42 | 166.36 |
| KG | B0016-PS 26 New | 3,092 | 26 | 118.92 |
| KG | B0017-PS 181 | 6,702 | 44 | 152.32 |
| KG | B0018-PS 167 | 3,937 | 37 | 106.41 |
| KG | B0019-PS 105 | 3,290 | 30 | 109.67 |
| KG | B0020-PS 251 | 7,741 | 42 | 184.31 |
| KG | B0022-PS 219 | 4,979 | 33 | 150.88 |
| KG | B0023-PS 279 | 4,587 | 29 | 158.17 |
| KG | B0024-PS 276 | 5,329 | 43 | 123.93 |
| KG | B0026-PS 114 | 5,379 | 34 | 158.21 |
| KG | B0027-PS 250 | 5,983 | 42 | 142.45 |
| KG | B0030-PS 189 | 1,804 | 17 | 106.12 |
| KG | B0033-PS 99 | 6,517 | 37 | 176.14 |
| KG | B0034-PS 256 | 6,494 | 43 | 151.02 |
| KG | B0035-Independence Towers Senior Center | 3,594 | 31 | 115.94 |
| KG | B0037-Crown Gardens Community Center | 2,109 | 22 | 95.86 |
| KG | B0042-PS 176 | 3,515 | 29 | 121.21 |
| KG | B0046-PS 335 | 3,092 | 30 | 103.07 |
| KG | B0048-PS 195 | 2,703 | 18 | 150.17 |
| KG | B0055-PS 155 | 2,385 | 25 | 95.40 |
| KG | B0056-Patrick E Gorman Housing Co Inc. | 2,045 | 19 | 107.63 |
| KG | B0057-IS 162 | 2,846 | 28 | 101.64 |
| KG | B0058-PS 229 | 4,343 | 35 | 124.09 |
| KG | B0059-PS 346 | 5,204 | 37 | 140.65 |
| KG | B0060-Bay Academy-IS 98 | 4,162 | 27 | 154.15 |
| KG | B0061-JHS 258 | 5,039 | 35 | 143.97 |
| KG | B0062-Jimerson Houses | 870 | 20 | 43.50 |
| KG | B0067-William Maxwell HS | 1,589 | 31 | 51.26 |
| KG | B0069-St. Cecilia | 5,536 | 42 | 131.81 |
| KG | B0074-Achievement First East New York Middle School | 2,997 | 23 | 130.30 |
| KG | B0075-PS 243 | 2,741 | 22 | 124.59 |
| KG | B0076-PS 197 | 4,195 | 36 | 116.53 |
| KG | B0077-Ed R Murrow HS | 3,071 | 30 | 102.37 |

| County | Poll Site | Voters | Workers | Voters/Worker |
|--------|--|--------|---------|---------------|
| KG | B0079-Canarsie HS | 7,262 | 42 | 172.90 |
| KG | B0080-New Utrecht HS | 5,119 | 51 | 100.37 |
| KG | B0081-PS 238 | 5,198 | 28 | 185.64 |
| KG | B0086-PS 163 | 3,887 | 29 | 134.03 |
| KG | B0087-PS 56 New | 3,975 | 26 | 152.88 |
| KG | B0088-PS 120 | 2,121 | 27 | 78.56 |
| KG | B0089-PS 282 | 6,922 | 48 | 144.21 |
| KG | B0090-PS 321 | 4,869 | 38 | 128.13 |
| KG | B0092-PS 254 | 4,070 | 27 | 150.74 |
| KG | B0093-JHS 50 | 6,977 | 49 | 142.39 |
| KG | B0094-PS 97 | 3,533 | 30 | 117.77 |
| KG | B0096-PS 234 IS | 6,547 | 54 | 121.24 |
| KG | B0098-IS 394 | 3,022 | 26 | 116.23 |
| KG | B0101-Hope Gardens Sr Ctr | 3,774 | 28 | 134.79 |
| KG | B0103-PS 54 New | 2,746 | 30 | 91.53 |
| KG | B0104-PS 269 | 6,682 | 43 | 155.40 |
| KG | B0106-PS 153 | 4,181 | 27 | 154.85 |
| KG | B0107-Brooklyn Tech HS | 4,754 | 30 | 158.47 |
| KG | B0109-PS 108 | 1,079 | 13 | 83.00 |
| KG | B0110-PS 179 | 6,145 | 46 | 133.59 |
| KG | B0112-PS 196 | 2,637 | 25 | 105.48 |
| KG | B0113-PS 17 | 4,301 | 40 | 107.53 |
| KG | B0117-PS 59 | 3,916 | 26 | 150.62 |
| KG | B0119-IS 71 -Juan Morel Campos | 8,554 | 56 | 152.75 |
| KG | B0120-Atlantic Towers | 1,769 | 32 | 55.28 |
| KG | B0121-PS 178 | 1,761 | 21 | 83.86 |
| KG | B0126-PS 20 | 7,676 | 56 | 137.07 |
| KG | B0131-PS 152/PS 315 | 8,398 | 51 | 164.67 |
| KG | B0132-PS 101 | 6,377 | 43 | 148.30 |
| KG | B0133-John Jay HS | 4,415 | 41 | 107.68 |
| KG | B0134-PS 270 | 6,638 | 51 | 130.16 |
| KG | B0135-PS 73 | 3,201 | 25 | 128.04 |
| KG | B0136-PS 384 | 4,766 | 34 | 140.18 |
| KG | B0139-Harway Terrace | 1,280 | 15 | 85.33 |
| KG | B0141-William E. Grady CTE High School | 3,477 | 22 | 158.05 |
| KG | B0142-PS 84 | 6,221 | 47 | 132.36 |
| KG | B0144-PS 193 | 5,990 | 39 | 153.59 |
| KG | B0146-PS 286 | 3,017 | 22 | 137.14 |
| KG | B0147-PS 277 | 2,504 | 22 | 113.82 |
| KG | B0149-Bay Ridge Air Rights | 913 | 21 | 43.48 |
| KG | B0152-Water View Tower | 715 | 14 | 51.07 |
| KG | B0153-PS 40 | 3,751 | 29 | 129.34 |
| KG | B0155-L. H. Pink Houses Community Center | 3,947 | 29 | 136.10 |
| KG | B0157-PS 184 | 2,355 | 23 | 102.39 |
| KG | B0158-Contello Towers#2 | 706 | 26 | 27.15 |

Appendix Cont'd

| County | Poll Site | Voters | Workers | Voters/Worker |
|--------|---|--------|---------|---------------|
| KG | B0159-Warbasse Bldg 4 | 1,344 | 22 | 61.09 |
| KG | B0163-PS 304 | 5,569 | 33 | 168.76 |
| KG | B0165-Warbasse Bldg 1C | 664 | 16 | 41.50 |
| KG | B0166-Urban Assembly School for Law & Justice | 3,015 | 44 | 68.52 |
| KG | B0167-PS 90 | 3,025 | 25 | 121.00 |
| KG | B0169-Trump Village Bldg 5B1 | 627 | 14 | 44.79 |
| KG | B0170-Trump Village Bldg 6A | 703 | 12 | 58.58 |
| KG | B0172-Trump Village Bldg 7A | 2,341 | 19 | 123.21 |
| KG | B0176-Edmonds Center (IS 113) | 3,862 | 33 | 117.03 |
| KG | B0177-PS 161 | 5,779 | 37 | 156.19 |
| KG | B0179-IS 292 | 1,084 | 21 | 51.62 |
| KG | B0182-Haber House | 836 | 18 | 46.44 |
| KG | B0185-PS 1 | 2,849 | 32 | 89.03 |
| KG | B0186-PS 93 | 5,917 | 31 | 190.87 |
| KG | B0187-PS 261 | 5,167 | 35 | 147.63 |
| KG | B0189-PS 132 | 3,384 | 29 | 116.69 |
| KG | B0190-Williams Center | 1,427 | 19 | 75.11 |
| KG | B0191-PS 19 | 6,118 | 50 | 122.36 |
| KG | B0193-PS 328 | 3,208 | 25 | 128.32 |
| KG | B0195-PS 58 | 4,142 | 31 | 133.61 |
| KG | B0196-Shorefront YM-YWHA | 5,386 | 35 | 153.89 |
| KG | B0197-PS 188 | 6,337 | 38 | 166.76 |
| KG | B0198-IS 302 | 2,918 | 30 | 97.27 |
| KG | B0203-Seacoast Towers | 1,882 | 15 | 125.47 |
| KG | B0205-JHS 51 | 6,970 | 46 | 151.52 |
| KG | B0207-Bay Ridge Towers | 506 | 17 | 29.76 |
| KG | B0208-PS 216 | 3,155 | 25 | 126.20 |
| KG | B0211-PS 150 | 915 | 18 | 50.83 |
| KG | B0212-PS 8 | 4,799 | 32 | 149.97 |
| KG | B0216-PS 133 | 3,787 | 32 | 118.34 |
| KG | B0217-James Madison HS | 4,683 | 35 | 133.80 |
| KG | B0223-PS 158 | 5,900 | 41 | 143.90 |
| KG | B0225-PS 61 IS | 4,974 | 32 | 155.44 |
| KG | B0226-Bushwick Campus | 3,644 | 96 | 37.96 |
| KG | B0227-PS 134 | 679 | 15 | 45.27 |
| KG | B0228-PS 136 JHS | 844 | 19 | 44.42 |
| KG | B0234-PS 11 NEW | 5,091 | 35 | 145.46 |
| KG | B0235-PS 164 | 2,339 | 25 | 93.56 |
| KG | B0236-PS 223 IS | 5,054 | 39 | 129.59 |
| KG | B0237-JHS 126 | 2,328 | 22 | 105.82 |
| KG | B0238-PS 29 | 5,779 | 39 | 148.18 |
| KG | B0240-Warbasse Bldg 2A | 746 | 12 | 62.17 |
| KG | B0241-Sr Citizen Club | 1,557 | 20 | 77.85 |
| KG | B0242-PS 169 | 5,272 | 36 | 146.44 |
| KG | B0243-PS 131 | 5,774 | 47 | 122.85 |

| County | Poll Site | Voters | Workers | Voters/Worker |
|--------|---|--------|---------|---------------|
| KG | B0245-Trump Village Bldg 3A | 1,599 | 17 | 94.06 |
| KG | B0246-Hugh Gilroy Sr Ctr | 670 | 22 | 30.45 |
| KG | B0247-PS 38 | 2,343 | 21 | 111.57 |
| KG | B0249-Trump Village Bldg 4A | 698 | 12 | 58.17 |
| KG | B0250-PS 320/PS 375 | 9,074 | 63 | 144.03 |
| KG | B0252-Vandalia Ctr | 4,517 | 139 | 32.50 |
| KG | B0253-PS 192 | 3,204 | 22 | 145.64 |
| KG | B0254-Cypress Hills Comm Ctr | 3,643 | 27 | 134.93 |
| KG | B0255-PS 208 | 4,396 | 37 | 118.81 |
| KG | B0256-PS 220 JHS | 3,095 | 28 | 110.54 |
| KG | B0257-Bushwick/Hylan Ctr | 2,418 | 23 | 105.13 |
| KG | B0258-Bedford Village School (PS 3) | 6,957 | 47 | 148.02 |
| KG | B0260-PS/IS 262 | 6,862 | 37 | 185.46 |
| KG | B0261-Brightwater's Comm Room | 1,055 | 16 | 65.94 |
| KG | B0262-PS 94 | 3,625 | 35 | 103.57 |
| KG | B0263-PS 401 | 3,248 | 29 | 112.00 |
| KG | B0265-PS 753/Brooklyn School for Career Development | 1,332 | 19 | 70.11 |
| KG | B0266-PS 160 | 3,081 | 29 | 106.24 |
| KG | B0267-PS 10 | 3,515 | 44 | 79.89 |
| KG | B0271-PS 235 | 2,697 | 20 | 134.85 |
| KG | B0272-IS 171 | 7,350 | 42 | 175.00 |
| KG | B0273-PS 121 | 2,969 | 27 | 109.96 |
| KG | B0274-Warbasse Houses Bldg 5C | 812 | 12 | 67.67 |
| KG | B0275-PS 23 | 5,007 | 32 | 156.47 |
| KG | B0277-PS 13 | 4,880 | 33 | 147.88 |
| KG | B0279-PS/IS 180 | 5,094 | 27 | 188.67 |
| KG | B0282-Glenwood Comm. Ctr. | 3,192 | 32 | 99.75 |
| KG | B0284-PS 190 | 3,267 | 19 | 171.95 |
| KG | B0286-PS 257 | 2,824 | 26 | 108.62 |
| KG | B0287-Division Housing (Village Comm Rm) | 1,746 | 16 | 109.13 |
| KG | B0288-PS 506/503/314 | 4,440 | 40 | 111.00 |
| KG | B0289-PS 226 | 5,183 | 49 | 105.78 |
| KG | B0291-PS 92 | 7,058 | 50 | 141.16 |
| KG | B0292-PS 48 | 2,133 | 21 | 101.57 |
| KG | B0293-MS 678 (PS 72) | 2,823 | 25 | 112.92 |
| KG | B0294-PS 142 JHS | 6,666 | 51 | 130.71 |
| KG | B0300-PS 227 JHS | 6,123 | 43 | 142.40 |
| KG | B0301-PS 205 | 4,699 | 32 | 146.84 |
| KG | B0302-Linden Plaza Preservation Bldg 5 | 2,663 | 26 | 102.42 |
| KG | B0303-PS 135 | 2,938 | 26 | 113.00 |
| KG | B0304-PS 127 | 2,006 | 17 | 118.00 |
| KG | B0305-PS 130 | 2,706 | 26 | 104.08 |
| KG | B0306-IS 33 | 4,635 | 110 | 42.14 |
| KG | B0307-PS 62 JHS | 7,360 | 54 | 136.30 |
| KG | B0312-PS 15 New | 3,466 | 31 | 111.81 |

Appendix Cont'd

| County | Poll Site | Voters | Workers | Voters/Worker |
|--------|--|--------|---------|---------------|
| KG | B0313-PS 312 | 5,039 | 30 | 167.97 |
| KG | B0314-PS 170 | 5,407 | 34 | 159.03 |
| KG | B0315-Breukelen Community Center | 3,810 | 28 | 136.07 |
| KG | B0317-IS 246 | 3,212 | 21 | 152.95 |
| KG | B0320-J.H.S. 259 (William McKinley) | 4,590 | 27 | 170.00 |
| KG | B0321-Linden Plaza Preservation Bldg 3 | 2,672 | 32 | 83.50 |
| KG | B0323-PS 316 | 6,585 | 42 | 156.79 |
| KG | B0324-Apt. House | 991 | 17 | 58.29 |
| KG | B0325-PS 224 | 1,865 | 24 | 77.71 |
| KG | B0326-Cooper Ctr | 1,875 | 20 | 93.75 |
| KG | B0328-PS 446 | 3,091 | 25 | 123.64 |
| KG | B0331-PS 138 | 3,046 | 31 | 98.26 |
| KG | B0332-PS 186 | 4,146 | 29 | 142.97 |
| KG | B0333-PS 151 | 3,619 | 29 | 124.79 |
| KG | B0336-Linden Plaza Preservation Bldg 2 | 1,946 | 21 | 92.67 |
| KG | B0337-PS 221 | 5,475 | 32 | 171.09 |
| KG | B0338-PS 309 | 2,700 | 26 | 103.85 |
| KG | B0339-PS 9 New | 5,290 | 39 | 135.64 |
| KG | B0340-PS 274 | 6,870 | 44 | 156.14 |
| KG | B0343-PS 201 JHS | 5,846 | 36 | 162.39 |
| KG | B0345-PS 204 | 2,104 | 19 | 110.74 |
| KG | B0346-PS 5 New | 5,237 | 38 | 137.82 |
| KG | B0348-Fort Hamilton HS | 2,483 | 86 | 28.87 |
| KG | B0349-PS 128 | 6,738 | 42 | 160.43 |
| KG | B0354-PS 157 | 2,290 | 29 | 78.97 |
| KG | B0355-PS 185 | 4,973 | 31 | 160.42 |
| KG | B0357-Marien Heim Community Center | 2,162 | 22 | 98.27 |
| KG | B0362-PS 289 | 4,163 | 31 | 134.29 |
| KG | B0363-Shore Hill Housing | 4,768 | 39 | 122.26 |
| KG | B0365-Erasmus Hall HS | 6,789 | 43 | 157.88 |
| KG | B0367-PS 273 | 3,031 | 23 | 131.78 |
| KG | B0369-Saratoga Square Sr Ctr | 2,385 | 24 | 99.38 |
| KG | B0371-PS 68 JHS | 7,755 | 116 | 66.85 |
| KG | B0372-PS 306 | 4,225 | 31 | 136.29 |
| KG | B0374-PS/IS 202 | 2,843 | 9 | 315.89 |
| KG | B0375-IS 96 | 5,286 | 35 | 151.03 |
| KG | B0376-PS 81 | 3,978 | 32 | 124.31 |
| KG | B0378-IS 187 | 1,943 | 20 | 97.15 |
| KG | B0379-PS 233 | 3,799 | 33 | 115.12 |
| KG | B0380-St. Therese Of Lisieux | 1,042 | 20 | 52.10 |
| KG | B0382-PS 177 | 5,772 | 38 | 151.89 |
| KG | B0383-PS 194 | 3,708 | 27 | 137.33 |
| KG | B0384-PS 209 | 5,653 | 33 | 171.30 |
| KG | B0386-PS 249 | 9,615 | 57 | 168.68 |
| KG | B0387-PS 217 | 6,886 | 48 | 143.46 |

| County | Poll Site | Voters | Workers | Voters/Worker |
|--------|--|--------|---------|---------------|
| KG | B0388-PS 203 | 6,151 | 44 | 139.80 |
| KG | B0390-PS 115 | 8,707 | 51 | 170.73 |
| KG | B0391-PS 91 | 2,755 | 21 | 131.19 |
| KG | B0394-Vanderveer Church United Methodist Church | 943 | 19 | 49.63 |
| KG | B0396-PS 27 | 2,792 | 25 | 111.68 |
| KG | B0406-PS 222 | 4,517 | 31 | 145.71 |
| QN | 00055-International Tower Senior Center | 1,738 | 21 | 82.76 |
| QN | 00056-PS 303-Academy for Excellence | 2,197 | 16 | 137.31 |
| QN | 00058-PS 16-Nancy DeBenedittis School | 2,921 | 17 | 171.82 |
| QN | 00060-Forest Hills HS | 4,284 | 36 | 119.00 |
| QN | 00062-PS 196-Grand Central Parkway | 3,764 | 33 | 114.06 |
| QN | 00063-PS 47-Chris Galas | 1,490 | 17 | 87.65 |
| QN | 10134-IS 227 | 5,456 | 32 | 170.50 |
| QN | 10135-PS 29-Queens | 5,954 | 40 | 148.85 |
| QN | 10162-Queens Public Library at Kew Gardens Hills | 1,856 | 19 | 97.68 |
| QN | 10185-Queens Public Library at Lefferts | 2,086 | 22 | 94.82 |
| QN | 10201-Florence E Smith Community Center | 3,832 | 21 | 182.48 |
| QN | 10203-St. Sebastian's Catholic Academy | 9,010 | 56 | 160.89 |
| QN | 10206-St Nicholas of Tolentine | 3,928 | 34 | 115.53 |
| QN | 10208-Thomas A. Edison HS | 7,201 | 45 | 160.02 |
| QN | 10220-Holy Cross Church | 3,241 | 27 | 120.04 |
| QN | 10221-PS 223-Lyndon B. Johnson | 8,550 | 50 | 171.00 |
| QN | 10225-Hillcrest HS | 865 | 15 | 57.67 |
| QN | 10287-Young Israel of Far Rockaway | 4,732 | 23 | 205.74 |
| QN | 10343-Boulevard Gardens | 1,173 | 18 | 65.17 |
| QN | 10453-PS 7-Louis F. Simeone | 5,732 | 45 | 127.38 |
| QN | 10509-PS 15-Jackie Robinson | 3,307 | 30 | 110.23 |
| QN | 10560-PS 79-Francis Lewis | 5,368 | 37 | 145.08 |
| QN | 10561-PS 78 | 1,830 | 20 | 91.50 |
| QN | 10566-Renaissance Charter School | 4,579 | 32 | 143.09 |
| QN | 10585-Greater Ridgewood Youth Center | 4,242 | 31 | 136.84 |
| QN | 10589-IS 5-Walter Crowley Intermediate School | 1,305 | 24 | 54.38 |
| QN | 10608-PS 212 | 5,055 | 33 | 153.18 |
| QN | 10609-IS 230 | 3,169 | 41 | 77.29 |
| QN | 10731-PS 222-Christopher A.Santora School | 7,417 | 46 | 161.24 |
| QN | 10732-PS 58-School of Heroes | 3,740 | 28 | 133.57 |
| QN | 10733-PS 92-Harry T.Stewart Sr. | 3,294 | 26 | 126.69 |
| QN | 10734-MS 137-America's School of Heroes | 2,271 | 15 | 151.40 |
| QN | 10735-PS 161-Arthur Ashe School | 7,710 | 39 | 197.69 |
| QN | 10736-Young Womens Leadership School-Queens | 917 | 16 | 57.31 |
| QN | 10737-Taiwan Center | 1,384 | 17 | 81.41 |
| QN | 10738-St. Albans Congregational Church | 5,229 | 35 | 149.40 |
| QN | 10843-Queens Public Library at Forest Hills | 2,255 | 20 | 112.75 |
| QN | 10844-Hillcrest Jewish Center | 2,554 | 25 | 102.16 |
| QN | 10861-PS / IS 270-Gordon Parks School | 8,440 | 45 | 187.56 |

Appendix Cont'd

| County | Poll Site | Voters | Workers | Voters/Worker |
|--------|--|--------|---------|---------------|
| QN | 10862-PS 239 | 4,743 | 31 | 153.00 |
| QN | 10864-PS 234 | 7,536 | 47 | 160.34 |
| QN | 10929-Merrick Park Baptist Church | 3,770 | 27 | 139.63 |
| QN | 10961-PS 254-Rosa Parks School | 3,004 | 32 | 93.88 |
| QN | 11041-Mary's Nativity Church | 4,488 | 37 | 121.30 |
| QN | 11104-IS 59-Springfield Gardens | 7,275 | 44 | 165.34 |
| QN | 11110-Immaculate Conception Church | 3,571 | 34 | 105.03 |
| QN | 11112-Information Technology H. S. | 4,482 | 30 | 149.40 |
| QN | 11135-New York Irish Center | 1,096 | 17 | 64.47 |
| QN | 11152-PS 244-Active Learning Elementary School | 3,966 | 33 | 120.18 |
| QN | 11157-PS 305-Learners & Leaders | 4,151 | 27 | 153.74 |
| QN | 11158-PS 306-NYC Academy for Discovery | 4,116 | 34 | 121.06 |
| QN | 11159-Elmhurst Campus HS | 4,415 | 31 | 142.42 |
| QN | 11164-PS 295 | 1,247 | 19 | 65.63 |
| QN | 11182-Frank Sinatra HS | 5,947 | 40 | 148.68 |
| QN | 11186-Christ Tabernacle Church | 3,710 | 28 | 132.50 |
| QN | 11206-Long Island City HS | 3,465 | 29 | 119.48 |
| QN | 11209-PS 43 | 3,476 | 26 | 133.69 |
| QN | 11239-St. Margaret's RC Church | 1,860 | 16 | 116.25 |
| QN | 11258-Arverne Pilgrim Church | 2,118 | 22 | 96.27 |
| QN | 11369-First Baptist Church Of East Elmhurst | 6,314 | 84 | 75.17 |
| QN | 11372-Queens Public Library at Seaside | 2,211 | 14 | 157.93 |
| QN | 11388-PS 48 William Wordsworth | 3,676 | 18 | 204.22 |
| QN | 11436-Queens Public Library at St. Albans | 2,109 | 17 | 124.06 |
| QN | 11438-Maspeth High School | 3,459 | 30 | 115.30 |
| QN | 11458-Holy Trinity Parish Church | 5,296 | 101 | 52.44 |
| QN | 11490-Academy of the City Charter School | 2,342 | 24 | 97.58 |
| QN | 11498-Church of the Nazarene | 2,747 | 22 | 124.86 |
| QN | 11509-Samaritan/Woodside Sr. Center | 2,937 | 22 | 133.50 |
| QN | 11528-PS 290 - Academy for Scholars | 1,498 | 18 | 83.22 |
| QN | 11597-High School for Construction Trades | 4,324 | 36 | 120.11 |
| QN | 11611-Aguilar Gardens Community Room | 2,144 | 19 | 112.84 |
| QN | 11628-Hunter's Point Community Middle School | 3,548 | 24 | 147.83 |
| QN | 11632-Queens Public Library at Elmhurst | 2,176 | 20 | 108.80 |
| QN | 11635-Corona Arts and Sciences Academy | 1,903 | 16 | 118.94 |
| QN | 11636-High School for Arts and Business | 3,203 | 30 | 106.77 |
| QN | 11637-PS 111 - Jacob Blackwell | 952 | 14 | 68.00 |
| QN | 11640-NORC Program Community Room | 747 | 14 | 53.36 |
| QN | 11652-Ridgewood YMCA | 3,095 | 25 | 123.80 |
| QN | 11653-PS 361 - The Woodside Community School | 3,108 | 31 | 100.26 |
| QN | 11654-PS 316 - Queens Explorers Elementary | 1,957 | 14 | 139.79 |
| QN | 11668-IS 78 - Middle School | 1,961 | 17 | 115.35 |
| QN | 11681-Queens Public Library at Ridgewood | 1,275 | 19 | 67.11 |
| QN | 11686-PS/MS 42 - Robert Vernam School | 3,150 | 18 | 175.00 |
| QN | 11687-PS/IS 314 | 2,031 | 32 | 63.47 |

| County | Poll Site | Voters | Workers | Voters/Worker |
|--------|---|--------|---------|---------------|
| QN | 11688-PS 182 Samantha Smith | 5,685 | 38 | 149.61 |
| QN | 11742-PS 377 | 2,229 | 12 | 185.75 |
| QN | 11745-The Center at Maple Grove | 1,041 | 13 | 80.08 |
| QN | 11767-Queens Public Library at Lefrak City | 2,455 | 17 | 144.41 |
| QN | 11805-Our Lady of Hope Catholic Academy | 3,145 | 31 | 101.45 |
| QN | 11826-Queens Public Library at East Elmhurst | 3,235 | 21 | 154.05 |
| QN | 11837-PS 376 | 5,449 | 35 | 155.69 |
| QN | 11964-Hansung Church | 1,291 | 16 | 80.69 |
| QN | Q0004-Dayton Tower West 10200 | 3,175 | 21 | 151.19 |
| QN | Q0005-PS 34-John Harvard | 9,434 | 48 | 196.54 |
| QN | Q0006-St. Leo Catholic Academy | 2,937 | 25 | 117.48 |
| QN | Q0007-MS 53 / IS 53 -Brian Piccolo | 2,683 | 19 | 141.21 |
| QN | Q0009-PS 14-Fairview | 3,131 | 27 | 115.96 |
| QN | Q0011-PS 108-Captain Vincent G. Fowler | 4,294 | 38 | 113.00 |
| QN | Q0012-JHS 8-Richard S. Grossley | 8,038 | 46 | 174.74 |
| QN | Q0013-PS 40-Samuel Huntington | 4,759 | 26 | 183.04 |
| QN | Q0015-IS 192-The Linden | 3,278 | 18 | 182.11 |
| QN | Q0016-PS 100-Glen Morris | 7,229 | 43 | 168.12 |
| QN | Q0017-PS 140-Edward K. Ellington | 5,863 | 36 | 162.86 |
| QN | Q0023-PS 176 | 4,192 | 25 | 167.68 |
| QN | Q0025-JHS 226-Virgil I. Grissom | 11,223 | 62 | 181.02 |
| QN | Q0028-PS 121-Queens | 6,231 | 34 | 183.26 |
| QN | Q0029-PS 354 - The STEM Institute of Queens | 3,942 | 30 | 131.40 |
| QN | Q0032-PS 129-Patricia Larkin | 6,420 | 33 | 194.55 |
| QN | Q0033-PS 124-Osmond A Church | 2,457 | 19 | 129.32 |
| QN | Q0036-PS 55-Maure | 3,932 | 40 | 98.30 |
| QN | Q0039-MS 72-Catherine & Count Basie | 4,601 | 32 | 143.78 |
| QN | Q0040-Bland Community Center | 3,397 | 25 | 135.88 |
| QN | Q0042-PS 164 | 5,381 | 31 | 173.58 |
| QN | Q0044-JHS 202-Robert H. Goddard | 3,936 | 34 | 115.76 |
| QN | Q0045-PS 171-Peter G. Van Alst | 7,197 | 47 | 153.13 |
| QN | Q0047-PS 142-Queens Transition Center /Queens Academy | 7,270 | 41 | 177.32 |
| QN | Q0048-PS 20-John Bowne | 7,465 | 47 | 158.83 |
| QN | Q0049-Springfield Garden-Excelsior Preparatory HS | 7,098 | 40 | 177.45 |
| QN | Q0050-PS 50-Talfourd Lawn Elementary School | 5,458 | 35 | 155.94 |
| QN | Q0051-PS 219-Paul Klapper | 3,408 | 31 | 109.94 |
| QN | Q0052-JHS 189-Daniel Carter Beard | 6,923 | 37 | 187.11 |
| QN | Q0053-IS 231-Magnetech 2000 | 4,022 | 28 | 143.64 |
| QN | Q0056-JHS 185-Edward Bleeker | 7,328 | 45 | 162.84 |
| QN | Q0057-PS 181-Brookfield | 4,505 | 29 | 155.34 |
| QN | Q0062-PS 193-Alfred J. Kennedy | 8,319 | 42 | 198.07 |
| QN | Q0063-PS 22-Thomas Jefferson | 5,395 | 35 | 154.14 |
| QN | Q0064-PS 232-Lindenwood | 6,718 | 39 | 172.26 |
| QN | Q0071-August Martin HS | 3,629 | 29 | 125.14 |
| QN | Q0073-PS 168 JHS | 1,888 | 21 | 89.90 |

Appendix Cont'd

| County | Poll Site | Voters | Workers | Voters/Worker |
|--------|--|--------|---------|---------------|
| QN | Q0074-PS 163-Flushing Heights | 3,168 | 31 | 102.19 |
| QN | Q0076-PS 207-Rockwood Park | 4,706 | 31 | 151.81 |
| QN | Q0077-PS 209-Clearview Gardens | 2,094 | 22 | 95.18 |
| QN | Q0079-PS 184-Flushing Manor | 6,799 | 41 | 165.83 |
| QN | Q0082-PS 107-Thomas A Dooley | 5,774 | 44 | 131.23 |
| QN | Q0084-PS 80-Thurgood Marshall Magnet | 5,804 | 38 | 152.74 |
| QN | Q0085-PS 32-State Street | 4,458 | 26 | 171.46 |
| QN | Q0086-PS 173-Fresh Meadows | 5,070 | 32 | 158.44 |
| QN | Q0087-PS 52-Queens | 4,774 | 33 | 144.67 |
| QN | Q0088-PS 95-Eastwood | 5,321 | 27 | 197.07 |
| QN | Q0089-PS 37-Cynthia Jenkins School | 1,583 | 16 | 98.94 |
| QN | Q0090-PS 169-Bell Academy | 8,559 | 56 | 152.84 |
| QN | Q0092-PS 36-Saint Albans School | 5,425 | 31 | 175.00 |
| QN | Q0093-PS 178-Holliswood | 3,560 | 29 | 122.76 |
| QN | Q0096-PS 118-Lorraine Hansberry | 8,702 | 49 | 177.59 |
| QN | Q0097-PS 35-Nathaniel Woodhull | 7,809 | 49 | 159.37 |
| QN | Q0098-PS 26-Rufus King | 5,925 | 45 | 131.67 |
| QN | Q0099-PS 101-School in the Gardens | 7,150 | 49 | 145.92 |
| QN | Q0100-PS 130 | 1,886 | 23 | 82.00 |
| QN | Q0102-PS 162-John Golden | 4,173 | 28 | 149.04 |
| QN | Q0105-PS 134-Hollis | 7,344 | 39 | 188.31 |
| QN | Q0106-Blessed Trinity Church | 3,486 | 27 | 129.11 |
| QN | Q0108-Andrew Jackson HS | 7,686 | 35 | 219.60 |
| QN | Q0109-PS 135-Bellaire School | 5,302 | 34 | 155.94 |
| QN | Q0111-Queensview Inc. | 3,239 | 24 | 134.96 |
| QN | Q0112-PS 122-Mamie Fay | 7,152 | 44 | 162.55 |
| QN | Q0113-Grover Cleveland H.S. | 2,556 | 22 | 116.18 |
| QN | Q0115-PS 31-Bayside | 3,113 | 31 | 100.42 |
| QN | Q0116-JHS 109-Jean Nuzzi Intermediate School | 7,642 | 44 | 173.68 |
| QN | Q0117-PS 41-Crocheron | 3,519 | 30 | 117.30 |
| QN | Q0118-PS 147-Ronald McNair | 3,200 | 22 | 145.45 |
| QN | Q0119-PS 188-Kingsburry | 4,515 | 37 | 122.03 |
| QN | Q0121-PS 84-Steinway | 5,470 | 39 | 140.26 |
| QN | Q0124-PS 85-Judge Charles Vallone | 13,016 | 76 | 171.26 |
| QN | Q0125-Martin Van Buren HS | 4,261 | 47 | 90.66 |
| QN | Q0126-PS 213-Carl Ullman School | 1,081 | 15 | 72.07 |
| QN | Q0127-PS 133-Queens | 4,011 | 27 | 148.56 |
| QN | Q0128-PS 112-Dutch Kills | 5,461 | 35 | 156.03 |
| QN | Q0129-PS 186-Castlewood | 4,662 | 36 | 129.50 |
| QN | Q0130-PS 138-Sunrise | 5,684 | 35 | 162.40 |
| QN | Q0131-PS 195-William Haberle | 5,300 | 34 | 155.88 |
| QN | Q0132-PS 104-Bays Water | 4,107 | 22 | 186.68 |
| QN | Q0134-Lexington School | 5,911 | 40 | 147.78 |
| QN | Q0136-North Shore Towers | 1,850 | 19 | 97.37 |
| QN | Q0139-PS 17-Henry David Thoreau | 4,893 | 28 | 174.75 |

| County | Poll Site | Voters | Workers | Voters/Worker |
|--------|--|--------|---------|---------------|
| QN | Q0140-PS 70-Queens | 11,428 | 69 | 165.62 |
| QN | Q0142-PS 214-Cadwallader Colden | 4,445 | 39 | 113.97 |
| QN | Q0144-Bayside HS | 3,328 | 23 | 144.70 |
| QN | Q0145-PS 166-Henry Gradstein | 5,990 | 42 | 142.62 |
| QN | Q0147-IS 145-Joseph Pulitzer | 7,248 | 49 | 147.92 |
| QN | Q0148-PS 152-Gwendoline N.Alleyne School | 3,625 | 38 | 95.39 |
| QN | Q0149-Latimer Gardens Community Center | 2,440 | 23 | 106.09 |
| QN | Q0151-IS 25-Adrien Block | 5,163 | 35 | 147.51 |
| QN | Q0152-PS 143-Louis Armstrong | 4,187 | 26 | 161.04 |
| QN | Q0155-Ravenswood Community Center | 3,204 | 23 | 139.30 |
| QN | Q0159-PS 76-William Hallet | 1,038 | 12 | 86.50 |
| QN | Q0160-MS 333-Goldie Maple Academy | 1,918 | 20 | 95.90 |
| QN | Q0166-PS 199-Maurice A. Fitzgerald | 6,297 | 41 | 153.59 |
| QN | Q0168-PS 150-Queens | 2,613 | 27 | 96.78 |
| QN | Q0169-PS 98-Douglaston School | 3,170 | 26 | 121.92 |
| QN | Q0171-Astoria Community Center | 3,235 | 21 | 154.05 |
| QN | Q0174-PS 94-David D. Porter | 2,016 | 18 | 112.00 |
| QN | Q0175-PS 12-James B. Colgate | 2,680 | 36 | 74.44 |
| QN | Q0176-PS 105-The Bay School | 1,231 | 17 | 72.41 |
| QN | Q0178-Beach 41st Street Community Center | 2,429 | 21 | 115.67 |
| QN | Q0180-Queen of Angels Parish Center | 6,744 | 44 | 153.27 |
| QN | Q0181-Queens Botanical Gardens | 3,099 | 28 | 110.68 |
| QN | Q0184-IS 125-Thom J. McCann Woodside | 7,641 | 48 | 159.19 |
| QN | Q0185-IS 237 | 5,401 | 46 | 117.41 |
| QN | Q0188-Newton HS | 4,567 | 43 | 106.21 |
| QN | Q0191-IS 61-Leonardo Da Vinci | 3,695 | 25 | 147.80 |
| QN | Q0193-JHS 67-Louis Pasteur | 3,133 | 22 | 142.41 |
| QN | Q0197-PS 215 - Lucretia Mott | 7,308 | 41 | 178.24 |
| QN | Q0198-PS 11-Kathryn Phelan | 4,160 | 28 | 148.57 |
| QN | Q0199-PS 13-Clement C. Moore | 4,894 | 31 | 157.87 |
| QN | Q0200-PS 102-Bayview | 4,221 | 31 | 136.16 |
| QN | Q0201-PS 177 | 2,705 | 24 | 112.71 |
| QN | Q0202-Benjamin N. Cardozo HS | 3,295 | 30 | 109.83 |
| QN | Q0203-Ocean Village | 1,885 | 16 | 117.81 |
| QN | Q0205-PS 120-Queens | 2,857 | 24 | 119.04 |
| QN | Q0206-Francis Lewis HS | 1,409 | 20 | 70.45 |
| QN | Q0209-Big Six Towers, Inc. | 2,448 | 20 | 122.40 |
| QN | Q0210-PS 81-Jean Paul Richter | 5,947 | 38 | 156.50 |
| QN | Q0211-PS 153-Maspeth Elem | 4,687 | 29 | 161.62 |
| QN | Q0213-PS 88-Seneca | 5,137 | 28 | 183.46 |
| QN | Q0215-Fairview Owners Corp. | 602 | 16 | 37.63 |
| QN | Q0216-PS 206-Horace Harding School | 5,211 | 35 | 148.89 |
| QN | Q0217-PS 187/811Q | 4,791 | 29 | 165.21 |
| QN | Q0219-PS 220-Edward Mandel | 2,153 | 26 | 82.81 |
| QN | Q0220-PS 71 | 2,041 | 19 | 107.42 |

Appendix Cont'd

| County | Poll Site | Voters | Workers | Voters/Worker |
|--------|---|--------|---------|---------------|
| QN | Q0222-JHS 157-Stephen A Halsey | 5,575 | 41 | 135.98 |
| QN | Q0225-PS 175-Lynn Gross Discovery School | 5,019 | 40 | 125.48 |
| QN | Q0226-PS 46-Alley Pond | 4,025 | 29 | 138.79 |
| QN | Q0227-PS 174-William Sidney Mount | 3,336 | 29 | 115.03 |
| QN | Q0228-PS 201-Discovery School for Inquiry & Research | 3,428 | 22 | 155.82 |
| QN | Q0232-PS 229-Emanuel Kaplan | 5,492 | 44 | 124.82 |
| QN | Q0233-PS 87-Middle Village | 3,115 | 17 | 183.24 |
| QN | Q0234-JHS 190-Russell Sage | 7,823 | 45 | 173.84 |
| QN | Q0237-PS 128-Lorraine Tuzzo,Juniper Valley Elementary | 4,220 | 28 | 150.71 |
| QN | Q0238-IS 73-Frank Sansivieri | 2,883 | 21 | 137.29 |
| QN | Q0239-MS 200-Pomonok School & Star Academy | 4,420 | 23 | 192.17 |
| QN | Q0240-PS 165-Edith K. Bergtraum | 4,840 | 32 | 151.25 |
| QN | Q0243-Ocean Point | 825 | 12 | 68.75 |
| QN | Q0246-Dayton Towers East 7400 | 1,553 | 21 | 73.95 |
| QN | Q0247-IS 119-The Glendale | 2,534 | 21 | 120.67 |
| QN | Q0248-PS 154-Queens | 5,331 | 51 | 104.53 |
| QN | Q0249-PS 2 | 3,302 | 28 | 117.93 |
| QN | Q0250-PS 205-Alexander Graham Bell | 4,765 | 39 | 122.18 |
| QN | Q0251-PS 69-Jackson Heights | 9,100 | 59 | 154.24 |
| QN | Q0252-Meadowbrook Apartments | 903 | 15 | 60.20 |
| QN | Q0254-PS 49-Dorothy Bonawit Kole | 6,214 | 39 | 159.33 |
| QN | Q0256-Creedmoor Hospital | 2,619 | 116 | 22.58 |
| QN | Q0257-PS 115-Glen Oaks | 5,634 | 27 | 208.67 |
| QN | Q0258-Dayton Beach Park 8200 | 2,426 | 22 | 110.27 |
| QN | Q0261-PS 64-Joseph P. Addabbo | 8,318 | 48 | 173.29 |
| QN | Q0262-PS 99-Kew Gardens | 9,023 | 56 | 161.13 |
| QN | Q0264-Forest Park Coop | 1,337 | 19 | 70.37 |
| QN | Q0266-JHS 217-Robert A. Van Wyck | 5,791 | 36 | 160.86 |
| QN | Q0269-Queens Public Library at Briarwood | 1,120 | 15 | 74.67 |
| QN | Q0270-PS 117-J.Keld / Briarwood School | 4,231 | 30 | 141.03 |
| QN | Q0271-PS 191-Mayflower | 6,108 | 37 | 165.08 |
| QN | Q0272-PS 89-Elmhurst | 6,463 | 45 | 143.62 |
| QN | Q0273-PS 97-Forest Park | 6,923 | 48 | 144.23 |
| QN | Q0274-Dayton Beach Park 8600 | 1,412 | 17 | 83.06 |
| QN | Q0275-PS 54-Hillside | 5,073 | 30 | 169.10 |
| QN | Q0276-PS 56-Harry Eichler | 3,482 | 33 | 105.52 |
| QN | Q0277-PS 18-Winchester | 2,991 | 26 | 115.04 |
| QN | Q0278-PS 90-Horace Mann | 4,290 | 38 | 112.89 |
| QN | Q0279-Hilltop Village Coop | 2,880 | 21 | 137.14 |
| QN | Q0280-PS./I.S. 113 Anthony J. Pranzo | 3,900 | 26 | 150.00 |
| QN | Q0282-PS 82-Hammond | 3,947 | 39 | 101.21 |
| QN | Q0288-Queens Public Library - Central | 2,764 | 26 | 106.31 |
| QN | Q0291-PS 63-Old South | 2,120 | 15 | 141.33 |
| QN | Q0294-PS 60-Woodhaven | 7,124 | 45 | 158.31 |
| QN | Q0295-PS 33-Edward M. Funk | 5,224 | 35 | 149.26 |

| County | Poll Site | Voters | Workers | Voters/Worker |
|--------|---|--------|---------|---------------|
| QN | Q0296-Queens Public Library at Peninsula | 1,478 | 15 | 98.53 |
| QN | Q0298-PS 144-Col. Jeromus Remsen | 5,362 | 34 | 157.71 |
| QN | Q0299-PS 139-Rego Park | 8,501 | 56 | 151.80 |
| QN | Q0300-JHS 210-Elizabeth Blackwell | 1,296 | 20 | 64.80 |
| QN | Q0301-PS 149-Christa McAuliffe | 5,439 | 33 | 164.82 |
| QN | Q0303-Lefrak City Apartments | 3,834 | 21 | 182.57 |
| QN | Q0304-PS 62-Chester Park | 6,955 | 47 | 147.98 |
| QN | Q0307-PS 146-Howard Beach | 4,203 | 26 | 161.65 |
| QN | Q0309-Queens Public Library at North Forest Park | 830 | 15 | 55.33 |
| QN | Q0310-PS 19-Marino Jeantet | 6,146 | 34 | 180.76 |
| QN | Q0314-PS 91-Richard Arkwright | 4,228 | 28 | 151.00 |
| QN | Q0315-PS 114-Belle Harbor | 6,637 | 36 | 184.36 |
| QN | Q0318-Queensbridge North Community Center | 4,643 | 38 | 122.18 |
| QN | Q0321-Redfern Community Center | 1,603 | 19 | 84.37 |
| RH | 00067-IS 61 William A. Morris | 5,532 | 31 | 178.45 |
| RH | 10006-Staten Island Tech HS | 4,510 | 117 | 38.55 |
| RH | 10008-IS 75 Frank D. Paulo | 7,745 | 40 | 193.63 |
| RH | 10010-PS 37 | 4,255 | 27 | 157.59 |
| RH | 10012-New Dorp High School | 4,065 | 24 | 169.38 |
| RH | 10013-Saint Christophers Church | 2,278 | 21 | 108.48 |
| RH | 10023-Saint Paul's United Methodist Church | 1,949 | 17 | 114.65 |
| RH | 10027-IS 2 George L. Egbert | 4,028 | 24 | 167.83 |
| RH | 10181-PS 42 Eltingville | 8,590 | 41 | 209.51 |
| RH | 10298-IS 72 Rocco Laurie | 4,162 | 27 | 154.15 |
| RH | 10341-Cent Family Life Ctr | 2,463 | 103 | 23.91 |
| RH | 10417-Holy Rosary Par. Ctr | 5,199 | 31 | 167.71 |
| RH | 10535-The Elks | 2,014 | 15 | 134.27 |
| RH | 10574-PS 20 Port Richmond | 1,983 | 17 | 116.65 |
| RH | 10596-PS 56 The Louis Desario School | 5,736 | 25 | 229.44 |
| RH | 10634-PS 6 Corporal Allan F. Kivlehan School | 4,691 | 30 | 156.37 |
| RH | 10636-PS 22 Graniteville | 3,676 | 28 | 131.29 |
| RH | 10709-The Michael J. Petrides School - Building K Gymnasium | 1,392 | 17 | 81.88 |
| RH | 10858-PS 58 Space Shuttle Columbia School | 2,121 | 19 | 111.63 |
| RH | 11005-Summerfield UMC | 4,196 | 28 | 149.86 |
| RH | 11012-South Beach Community Center | 1,030 | 14 | 73.57 |
| RH | 11155-The Tides at Charleston | 490 | 12 | 40.83 |
| RH | 11171-PS 65 The Academy of Innovative Learning | 2,159 | 23 | 93.87 |
| RH | 11201-Castleton Hill Moravian Church | 3,147 | 26 | 121.04 |
| RH | 11240-PS 14 Cornelius Vanderbilt | 4,093 | 27 | 151.59 |
| RH | 11259-Richmond Terrace Community Center | 1,138 | 15 | 75.87 |
| RH | 11292-All Saints Episcopal Church | 4,062 | 30 | 135.40 |
| RH | 11441-On Your Mark Inc. | 2,395 | 24 | 99.79 |
| RH | 11480-PS/IS 48 William G. Wilcox School | 5,033 | 28 | 179.75 |
| RH | 11505-Brighton Heights Reformed Church | 3,133 | 26 | 120.50 |
| RH | 11595-Jerome Parker Campus CSI HS School | 2,516 | 19 | 132.42 |

Appendix Cont'd

| County | Poll Site | Voters | Workers | Voters/Worker |
|--------|--|--------|---------|---------------|
| RH | 11617-Moore Catholic High School | 2,946 | 21 | 140.29 |
| RH | 11626-Saint Anthony's Church | 1,789 | 19 | 94.16 |
| RH | 11639-Aspen Knolls Community Center | 1,820 | 18 | 101.11 |
| RH | 11645-Richmond Town Library | 2,148 | 14 | 153.43 |
| RH | 11647-PS 62 | 5,119 | 26 | 196.88 |
| RH | 11648-Saint Christopher School | 1,675 | 16 | 104.69 |
| RH | 11780-Our Lady Help Of Christians | 3,109 | 102 | 30.48 |
| RH | 11873-Holy Family | 3,832 | 129 | 29.71 |
| RH | 11913-Port Richmond Library | 1,090 | 15 | 72.67 |
| RH | S0001-PS 57 Hubert H. Humphrey | 6,190 | 39 | 158.72 |
| RH | S0004-PS 54 Charles W. Leng | 5,816 | 34 | 171.06 |
| RH | S0006-IS 27 Anning S. Prall | 5,223 | 34 | 153.62 |
| RH | S0009-Cassidy / Lafayette Senior Center | 1,067 | 16 | 66.69 |
| RH | S0011-PS 69 Daniel D. Tompkins | 5,339 | 31 | 172.23 |
| RH | S0014-PS 29 Bardwell | 1,957 | 21 | 93.19 |
| RH | S0017-Cichon Post | 3,307 | 19 | 174.05 |
| RH | S0020-Stapleton Senior Center | 1,340 | 17 | 78.82 |
| RH | S0022-PS 13 M.L. Lindemeyer | 5,794 | 40 | 144.85 |
| RH | S0024-PS 36 Annex | 2,067 | 17 | 121.59 |
| RH | S0025-Berry Community Center | 684 | 16 | 42.75 |
| RH | S0026-IS 24 Myra S. Barnes | 4,952 | 28 | 176.86 |
| RH | S0029-PS 36 J.C. Drumgoole | 4,277 | 27 | 158.41 |
| RH | S0030-Todt Hill Community Center | 789 | 17 | 46.41 |
| RH | S0031-Staten Island School of Civic Leadership | 5,338 | 30 | 177.93 |
| RH | S0032-PS 23 Richmondtown | 6,896 | 39 | 176.82 |

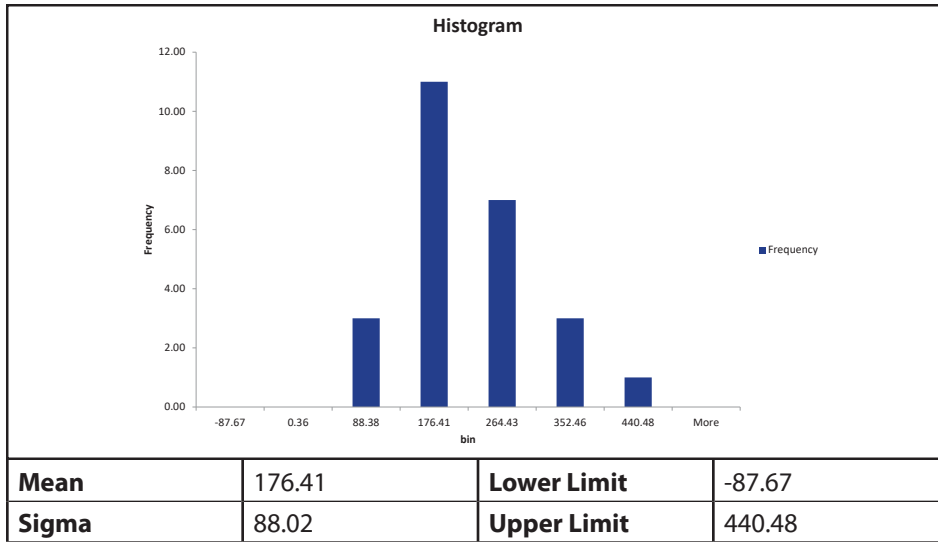
| County | Poll Site | Voters | Workers | Voters/Worker |
|--------|--|--------|---------|---------------|
| RH | S0034-PS 32 The Gifford School | 5,368 | 29 | 185.10 |
| RH | S0035-PS 53 Bay Terrace | 4,444 | 32 | 138.88 |
| RH | S0043-PS 52 John C. Thompson | 4,516 | 30 | 150.53 |
| RH | S0045-Susan E. Wagner High School | 6,178 | 33 | 187.21 |
| RH | S0046-Walker Park Club | 1,230 | 16 | 76.88 |
| RH | S0047-PS 11 Thomas Dongan School | 3,790 | 25 | 151.60 |
| RH | S0048-PS 55 Henry M. Boehm | 7,016 | 36 | 194.89 |
| RH | S0050-PS 31 William T. Davis | 1,451 | 18 | 80.61 |
| RH | S0052-PS 35 The Clove Valley School | 4,456 | 29 | 153.66 |
| RH | S0054-New Lane Shores | 940 | 14 | 67.14 |
| RH | S0055-Staten Island Academy | 1,876 | 17 | 110.35 |
| RH | S0056-PS 19 The Curtis School | 3,354 | 23 | 145.83 |
| RH | S0057-PS 44 Thomas C. Brown | 5,305 | 31 | 171.13 |
| RH | S0058-PS 16 John J. Driscoll | 2,105 | 22 | 95.68 |
| RH | S0059-PS 3 The Margaret Gioiosa School | 6,299 | 33 | 190.88 |
| RH | S0061-PS 40 | 1,975 | 20 | 98.75 |
| RH | S0062-PS 50 Frank Hankinson | 4,454 | 30 | 148.47 |
| RH | S0071-PS 18 John G. Whittier | 5,159 | 32 | 161.22 |
| RH | S0072-IS 7 Elias Bernstein | 3,176 | 21 | 151.24 |
| RH | S0073-PS 8 Shirlee Solomon | 4,545 | 131 | 34.69 |
| RH | S0074-PS 60 Alice Austen | 4,218 | 29 | 145.45 |
| RH | S0075-PS 4 Maurice Wollin | 4,925 | 27 | 182.41 |
| RH | S0076-PS 39 Francis J. Murphy Jr. | 4,913 | 27 | 181.96 |
| RH | S0078-PS 30 Westerleigh | 5,184 | 32 | 162.00 |

VOTERS PER WORKER

12th Council Special Election

12/22/2020

VOTERS PER WORKER 12th Council Special Election – 12/22/2020



| County | Poll Site | Voters | Workers | Voters/Worker |
|--------|---|--------|---------|---------------|
| BX | 10212-Olivet Gospel Assembly | 1,929 | 19 | 101.53 |
| BX | 10354-Mt. Hebron Baptist Church | 3,345 | 19 | 176.05 |
| BX | 10603-Eastchester Community Center | 2,909 | 44 | 66.11 |
| BX | 10639-Mark Terrace Apartment Building | 1,847 | 13 | 142.08 |
| BX | 11151-Holy Rosary Church | 5,208 | 23 | 226.43 |
| BX | 11456-PS 189/IS 462-Rosa Parks Educational Campus | 1,419 | 15 | 94.60 |
| BX | 11751-Saint Luke's Housing | 1,888 | 17 | 111.06 |
| BX | 11757-PS 160 Walt Disney School | 3,849 | 22 | 174.95 |
| BX | 11758-Truman High School | 2,898 | 54 | 53.67 |
| BX | 11860-St. Michael's Roman Catholic Church | 2,307 | 15 | 153.80 |
| BX | X0014-Edenwald Community Center | 4,316 | 18 | 239.78 |
| BX | X0021-Baychester Community Center | 5,324 | 60 | 88.73 |
| BX | X0034-PS 78 Anne Hutchinson | 8,566 | 25 | 342.64 |

| County | Poll Site | Voters | Workers | Voters/Worker |
|--------|---|--------|---------|---------------|
| BX | X0059-Co-Op City Dreiser Loop Community Center Auditorium | 7,620 | 31 | 245.81 |
| BX | X0072-PS 87 | 2,132 | 12 | 177.67 |
| BX | X0110-PS 121 Throop | 1,879 | 15 | 125.27 |
| BX | X0132-PS 41 Gun Hill Road | 4,772 | 23 | 207.48 |
| BX | X0143-PS 113 Globe School for Environmental Research | 7,526 | 24 | 313.58 |
| BX | X0147-Parkside Development Community Room | 811 | 17 | 47.71 |
| BX | X0152-PS 68 Bronx | 5,075 | 14 | 362.50 |
| BX | X0153-PS 103 Hector Fontanez | 6,119 | 20 | 305.95 |
| BX | X0197-Tilden Towers II | 2,630 | 18 | 146.11 |
| BX | X0207-PS 76 The Bennington School | 2,102 | 16 | 131.38 |
| BX | X0219-Co-Op City Einstein Community Center #3 | 3,358 | 19 | 176.74 |
| BX | X0234-Co-Op City 2049 Bartow Avenue Community Center | 4,964 | 25 | 198.56 |

A stylized, dark blue silhouette of the Statue of Liberty's head and crown, positioned in the lower right quadrant of the page. The crown features seven spikes. The face is partially obscured by a circular seal with the text 'STATE OF NEW YORK' and 'NYC' in the center. The background is a solid light blue color.

**PREPARED UNDER THE DIRECTION OF THE
COMMISSIONERS OF ELECTIONS**

Patricia Anne Taylor, PRESIDENT

Frederic M. Umane, SECRETARY

Jose Miguel Araujo

Miguelina Camilo

Gino A. Marmorato

Michael Michel

Rodney L. Pepe-Souvenir

Simon Shamoun

Tiffany Townsend

John Wm. Zaccone

Prepared Under the Direction of
Valerie Vazquez-Diaz, Director of Communications and the Commissioners of Elections

Edited by Valerie Vazquez-Diaz and Daniel Castorina

Board of Elections in The City of New York
Executive Office, 32 Broadway, New York, NY 10004-1609
www.vote.nyc
866-VOTE-NYC



Commissioners of Elections

Patricia Anne Taylor, President
Frederick Umane, Secretary

Jose Miguel Araujo
Miguelina Camilo
Gino A. Marmorato
Michael Michel
Rodney L. Pepe-Souvenir
Simon Shamoun
Tiffany Townsend
John Wm. Zaccone

