

NEW

Hand Tools

Greenlee is proud to introduce a brand new line of professional hand tools designed with you, our customer, in mind. This new line of hand tools is a natural extension to Greenlee's existing product lines. The comprehensive assortment features custom-designed high-quality pliers, saws, screwdrivers, wrenches, insulated drivers, tool bags, accessories, tool kits and more - all bearing the Greenlee name. We believe you'll be proud to claim Greenlee hand tools as your preferred brand.

Hand Tools

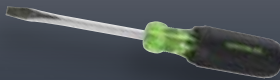
FEATURE PRODUCTS

4



High Leverage Side-Cutting Pliers

13



Heavy-Duty Keystone Tip Screwdriver

18



Composite Handle Adjustable Wrench

24



Electrician's Hammer



PLIERS

High Leverage Side-Cutting Pliers



NEW

0151-09M



- Rugged riveted construction for smooth precise action.
- Custom grip allows area for user identification.
- Slip-proof, ergonomic molded grips for increased comfort and reduced user fatigue.
- Wider grip design provides larger load bearing area.
- Location of handle ridge allows for user to “choke up” for greater control.
- High leverage pliers design and diamond-serrated jaws for optimum cutting and gripping performance.
- Forged from chrome vanadium steel for greater durability and strength.
- Precision-machined and induction-hardened blades strengthen cutters and provide consistent performance.
- Effectively cuts hardened wire, ACSR, bolts, screws and nails.
- Through-hardened steel for longer life.
- Exceeds ASME/ANSI specifications.
- Lifetime limited warranty.
- Note: This is not an insulated tool.

CAT. NO.	UPC NO.	DESCRIPTION
0151-08M	54701	High Leverage Side-cutting Pliers 8" molded grip
0151-09M	54702	High Leverage Side-cutting Pliers 9" molded grip
0151-09M-CP	95925	High Leverage Side-cutting Pliers 9" Counter Pack (Qty 5)

SPECIFICATIONS	8"	9"
Overall Length	8-1/2" (21.6 cm)	9-3/8" (23.8 cm)
Weight	.87 lbs. (.04 kg)	1.13 lbs. (.51 kg)

Diagonal Cutting Pliers



NEW

0251-08M



- Rugged riveted construction for smooth precise action.
- Custom grip allows area for user identification.
- Flared handles for added comfort and leverage.
- Wider grip design provides larger load bearing area for user comfort.
- Forged from chrome vanadium steel for greater durability and strength
- Precision-machined and induction-hardened blades strengthen cutters and provide consistent performance.
- Effectively cuts most hardened wire, ACSR, bolts, screws and nails.
- Through-hardened steel for longer life.
- Dual cutting edges for optimum cutting performance
- Exceeds ASME/ANSI specifications.
- Lifetime limited warranty.
- Note: This is not an insulated tool.

CAT. NO.	UPC NO.	DESCRIPTION
0251-05M	54736	Diagonal Cutting Pliers 5" Mini molded grip
0251-06M	54737	Diagonal Cutting Pliers 6" molded grip
0251-07M	54738	High Leverage Diagonal Cutting Pliers 7" molded grip
0251-08M	54739	High Leverage Diagonal Cutting Pliers 8" molded grip
0251-08M-CP	95926	High Leverage Diagonal Cutting Pliers 8" molded grip Counter Pack (Qty 5)
0251-08AM	54740	High Leverage Diagonal Cutting Pliers 8" angled molded grip

SPECIFICATIONS	5"	6"	7"	8"
Overall Length	5-1/2" (14.0 cm)	6-1/8" (15.5 cm)	7" (17.8 cm)	8-3/4" (22.2 cm)
Weight	.28 lbs. (.13 kg)	.35 lbs. (.16 kg)	.57 lbs. (.26 kg)	.85 lbs. (.39 kg)

International Tel: +1.815.397.7070
Fax: +1.815.397.9247

Canada Tel: 800.435.0786
Fax: 800.524.2853

USA Tel: 800.435.0786
Fax: 800.451.2632

Long Nose Pliers/Side Cutting



NEW

0351-08M



- Rugged riveted construction for smooth precise action.
- Custom grip allows area for user identification.
- Flared handles for added comfort and leverage.
- Wider grip design provides larger load bearing area.
- Forged from chrome vanadium steel for greater durability and strength.
- Effectively cuts most hardened wire, ACSR, bolts, screws and nails.
- Diamond-serrated jaws and hardened cutting edges for optimum cutting and gripping performance.
- Through-hardened steel for longer life.
- Exceeds ASME/ANSI specifications.
- Lifetime limited warranty.
- Note: This is not an insulated tool.

CAT. NO.	UPC NO.	DESCRIPTION
0351-06M	54717	Long Nose Pliers/Side Cutting 6" molded grip
0351-07M	54718	Long Nose Pliers/Side Cutting 7" molded grip
0351-08M	54719	Long Nose Pliers/Side Cutting 8" molded grip

SPECIFICATIONS	6"	7"	8"
Overall Length	6-5/8" (16.8 cm)	7-1/8" (18.1 cm)	8-9/16" (21.7 cm)
Weight	.27 lbs. (.12 kg)	.30 lbs. (.14 kg)	.64 lbs. (.29 kg)

Pump Pliers



NEW

0451-10M



- Custom grip allows area for user identification.
- Slip-proof, ergonomic molded grip for increased comfort and reduced user fatigue.
- Wider grip design provides larger load bearing area.
- Precision-machined and through-hardened for consistent performance and longer life.
- Right-angled teeth for gripping in both directions.
- Riveted process ensures joint integrity.
- Exceeds ASME/ANSI specifications.
- Lifetime limited warranty.
- Note: This is not an insulated tool.

CAT. NO.	UPC NO.	DESCRIPTION
0451-10M	54709	Pump Pliers 10" molded grip
0451-10M-CP	95927	Pump Pliers 10" molded grip Counter Pack (Qty 5)
0451-12M	54744	Pump Pliers 12" molded grip

SPECIFICATIONS	10"	12"
Overall Length	10" (25.4 cm)	12" (30.5 cm)
Weight	.83 lbs. (.38 kg)	1.29 lbs. (.59 kg)
Adjustment Grooves	7	7
Jaw Capacity	2" (5.1 cm)	2-1/4" (5.7 cm)



NEW

0451-16D



- Double dipped grips for added comfort and slip resistance.
- Precision-machined and through-hardened for consistent performance and longer life.
- Right-angled teeth for gripping in both directions.
- Riveted process ensures joint integrity.
- Lifetime limited warranty.
- Note: This is not an insulated tool.

CAT. NO.	UPC NO.	DESCRIPTION
0451-16D	54707	Pump Pliers 16" dipped grip

SPECIFICATIONS	16"
Overall Length	16" (40.6 cm)
Weight	3 lbs. (1.4 kg)
Adjustment Grooves	8
Jaw Capacity	4 1/4" (10.8 cm)

CUTTING AND STRIPPING TOOLS

Pro Wire Strippers



1950



1951



1955



1956

- Strips the outer jacket off both solid and stranded wire.
- Machined stripping stations with a positive stop provide precise stripping diameters.
- Ergonomically designed, extra-long cushioned handles add superior comfort and reduce hand fatigue.
- Long curved cutter blades reduce force required by 25% and can cut NM in a single cut.
- Lock tab protects cutting edges during storage.
- Pliers nose for working with small nuts and pulling wire.
- Hole in jaws for looping wires.
- Opening stop prevents spring from disengaging.
- Cuts screws.
- Note: These are not insulated tools.

CAT. NO.	UPC NO.	DESCRIPTION
1950	06852	Pro Stripper 10-18 AWG
1951	06853	Pro Wire Stripper 22-32 AWG
1955	06857	Pro Plus Wire Stripper, 10-18 AWG
1956	10300	Pro Plus Stripper 8-16 AWG

SPECIFICATIONS

Strips	1950 & 1955 – 10-18 AWG solid, 12-20 AWG stranded; 1951 – 22-32 AWG solid, 20-30 AWG stranded; 1956 – 6-14 AWG solid, 8-16 AWG stranded
Cuts	#6-32 and #8-32 screws
Overall Length	1950 & 1951 – 7-1/4" (18.4 cm) 1955 & 1956 – 7-3/8" (18.7 cm)

Wire Stripper/Cutters



1916

- Precision ground blades ensure consistent stripping and cutting.
- Heat-treated for long life.
- Cushioned-grip vinyl handle for comfortable use.
- Serrated nose grip for wire pulling and straightening.
- Stamped from high-carbon tool steel.
- Pivot joints have hardened steel bushings.
- Rust-resistant black oxide finish.
- Note: This is not an insulated tool.

CAT. NO.	UPC NO.	DESCRIPTION
1916	31891	20-10 AWG (0.8 to 2.6 mm dia.) Solid Wire
1917	31890	26-16 AWG (0.4 to 1.3 mm dia.) Solid Wire
1918	31889	30-22 AWG (0.25 to 0.64 mm dia.) Solid Wire

SPECIFICATIONS

Capacity	PVC or THHN insulation 1916 - 20-10 AWG (0.5-6 mm ²) 1917 - 26-16 AWG (0.25-1.5 mm ²) 1918 - 30-22 AWG (0.25-.34 mm ²)
Weight	.2 lb. (.10 kg) All Models

V-Notch Wire Stripper/Cutter



1913

- Stamped from high-carbon tool steel with black oxide finish.
- Pivot joints have hardened-steel bushings.
- Vinyl cushioned grip.
- Precision-ground blades for consistent stripping and cutting.
- Adjustable settings for various wire size.
- Heat treated for long life.
- Note: This is not an insulated tool.

SPECIFICATIONS

Capacity	30 - 10 AWG (.25 - 6 mm ²) with PVC or THHN insulation
Weight	.16 lb. (.07 kg)

CAT. NO.	UPC NO.	DESCRIPTION
1913	31894	The Terminators V-Notch Wire Stripper/Cutter
1914	31893	The Terminators V-Notch Wire Stripper/Cutter with Spring and Lock function

Automatic Wire Stripper



- Production grade wire stripper strips insulation from most smaller gauge wire.
- Strips up to 7/8" (22.2 mm) length.
- Strips PVC and THHN insulation.
- For use with solid and stranded wire.
- Note: This is not an insulated tool.

CAT. NO.	UPC NO.	DESCRIPTION
1935	37600	Automatic Wire Stripper

SPECIFICATIONS

Capacity	20 - 10 AWG (.5 mm ² - 6 mm ²) with PVC or THHN insulation
Weight	.7 lb. (.30 kg)

Kwik Stripper® Wire Stripper



- 28-10 AWG (.08-6mm²) stripping capacity.
- 12 AWG (4 mm²) solid, 10 AWG (6 mm²) stranded capacity.
- Strips and cuts flat and round cable.
- Self-adjusts to different wire gauges.
- Laminated steel blades minimize the risk of nicking conductors.
- Front entry jaws have an adjustable strip length guide.
- Lightweight reinforced nylon is chemical and corrosion resistant.
- Note: This is not an insulated tool.

CAT. NO.	UPC NO.	DESCRIPTION
45000	45000	Kwik Stripper Wire Stripper

Pro Wire Stripper for NM Cable



- Pliers' nose for working with small nuts and pulling wire.
- Machined stripping stations with a positive stop provide precise stripping diameters.
- Long curved cutter blades reduce force required by 25% and can cut NM in single cut.
- Hole in jaws for looping wires.
- Extra-long cushioned handles add comfort and reduce hand fatigue.
- Opening stop prevents spring from disengaging.
- Lock tab protects cutting edges during storage.
- Cuts #6-32 & #8-32 screws.
- Note: This is not an insulated tool.

CAT. NO.	UPC NO.	DESCRIPTION
1960	06854	Pro Stripper 12/2 & 14/2

SPECIFICATIONS

Removes	NM-B outer jacket
Strips	#12 and #14 AWG solid
Cuts	#6-32 and #8-32 screws
Overall Length	7-3/4" (19.7 cm)

NM Cable Ripper

NEW



- Slits outer jacket of Romex® 10/2, 12/2, 14/2 and other non-metallic (NM) sheathed cable.
- Wire gauge on handle for identifying #6 to #14 AWG.
- Corrosion-resistant zinc plating.
- Side-entry design for end or mid-run slitting of jacket.

CAT. NO.	UPC NO.	DESCRIPTION
0252-11	56300	NM Cable Ripper

SPECIFICATIONS

Overall Length	3-5/8" (9.2 cm)
Weight	.06 lbs. (.03 kg)

Stripping/Crimping Combination Tool




- Pliers' nose avoids having to switch tools for gripping tasks.
- Extra-narrow nose for getting into tight boxes.
- Machined stripping stations with a positive stop provide precise stripping diameters.
- Wire looping holes in jaw.
- Long, curved cutter blades reduce force required by 25% and can cut NM in single cut.
- Screw cutting stations are collapsed around the pivot – 20% less force is required.
- Smooth, rounded pivot bolt won't catch in tool pouch or on other tools.
- Comfortable, cushioned grips.
- Note: This is not an insulated tool.

CAT. NO.	UPC NO.	DESCRIPTION
1927	06851	Stripping/Crimping Combination Tool

SPECIFICATIONS	
Strips	10-22 AWG solid and stranded
Crimps	10-22 AWG insulated and non-insulated terminals
Cuts	#4-40, #5-40, #6-32, #8-32, #10-24 and #10-32 screws
Overall Length	8-1/8" (20.6 cm)

Crimping/Stripping Combination Tool



- Up-front cutter for snipping hard-to-reach wires.
- Narrow nose for getting into tight boxes.
- Wire looping holes in jaw.
- Screw cutting stations are collapsed around the pivot – 20% less force is required.
- Machined stripping stations with a positive stop provide precise stripping diameters.
- Long, curved cutter blades reduce force required by 25% and can cut NM in single cut.
- Smooth, rounded pivot bolt won't catch in tool pouch or on other tools.
- Comfortable, cushioned grips.
- Note: This is not an insulated tool.

CAT. NO.	UPC NO.	DESCRIPTION
1923	06850	Crimping/Stripping Combination Tool

SPECIFICATIONS	
Strips	8-18 AWG solid, 10-22 AWG stranded
Crimps	10-22 AWG insulated and non-insulated terminals
Cuts	#4-40, #6-32, #8-32, #10-24 and #10-32 screws
Overall Length	8-1/2" (21.6 cm)

Combination Tool



- Crimp, strip and cut wire with a single tool, also cut and re-thread screws.
- Hardened alloy steel with black oxide finish.
- Pivot joints have hardened-steel bushings.
- New, softer grips.
- Precision-ground blades for fast, easy and consistent wire stripping and cutting.
- Note: This is not an insulated tool.

CAT. NO.	UPC NO.	DESCRIPTION
1921	31888	The Terminators Combination Tool

SPECIFICATIONS	
Capacity	PVC or THHN insulation Cut – 22 - 10 AWG (.34 mm ² - 6 mm ²) Strip – 22 - 10 AWG (.34 mm ² - 6 mm ²) Crimp – insulated and non insulated, 22 - 10 AWG (.34 mm ² - 6 mm ²) Terminals and Splices; 7 and 8 mm Ignition Terminals Screws – Cut & Re-thread, 10-24, 10-32, 8-32, 6-32 and 4-40
Length	8-5/8" (22.0 cm)
Weight	.5 lb. (.23 kg)

International Tel: +1.815.397.7070
Fax: +1.815.397.9247

Canada Tel: 800.435.0786
Fax: 800.524.2853

USA Tel: 800.435.0786
Fax: 800.451.2632

Cable Cutter



- Easily cuts heavier copper and aluminum cables up to 2/0 (70 mm²).
- Plastic coated, high-leverage handles for easier cuts.
- Heat-treated for long life.
- Made of heavy-duty forged steel.
- Precision ground, shear action, curved cutting blades.
- Rust-resistant black oxide finish.
- Note: This is not an insulated tool.

CAT. NO.	UPC NO.	DESCRIPTION
727	31291	Cable Cutter

SPECIFICATIONS	Copper	Aluminum	Comm. Cable
Max Capacity	2/0 (70 mm ²)		
Frequent Use Capacity	#1 AWG (35 mm ²)	2/0 (70 mm ²)	100 pair
Overall Length	9-1/4" (235 mm)		
Weight	1 lb. (.45 kg)		

Utility Knife

NEW



- Over-molded for secure, comfortable grip.
- Retractable three-position blade for safety and convenience.
- Easy front-loading design provides for quick blade change.
- Blade storage in pop-up holder.
- Packaged with three heavy-duty patented serrated blades (Cat # 9952-11).
- Note: This is not an insulated tool.

CAT. NO.	UPC NO.	DESCRIPTION
0652-11	54729	Utility Knife with blades
0652-11-CP	95928	Utility Knife with blades Counter Pack (Qty 10)
9952-11	56301	R Blades for 0652-11 Utility Knife

SPECIFICATIONS	
Overall Length (closed)	6-3/16" (15.7 cm)
Weight	.44 lb. (.20 kg)

Keyhole Saw

NEW



- Integrated blade and handle design provides maximum strength.
- Ergonomic handle with non-slip grip.
- Hardened steel blade with clog-free teeth.
- Pointed tip easily punches through drywall.
- Blade cuts on both push and pull strokes.
- Hole in handle may be used for lanyard or convenient storage.
- Note: This is not an insulated tool.

CAT. NO.	UPC NO.	DESCRIPTION
301A	23641	6" Keyhole Saw

SPECIFICATIONS	
Overall Length	11-5/8" (29.5 mm)
Weight	.27 lb. (.12 kg)

Retractable Saw Set


NEW



311



- 6" blade retracts into the handle for convenience and safety.
- Quickly change blade for added versatility.
- Accepts most 6" (or shorter) standard reciprocating saw blades.
- Ergonomically designed handle allows force to be applied both on the push and pull stroke.
- Built-in blade storage area can hold 2 additional blades.
- Adjustable blade can be used at any length or the 3 hard stops can be used for aggressive sawing.
- Jab blade and a bi-metal blade included.
- Patent-Pending.
- Note: This is not an insulated tool.

CAT. NO.	UPC NO.	DESCRIPTION
311	13110	Retractable Saw Set
311-JAB	71945	 Jab Blades

SPECIFICATIONS

Overall Length:	8-3/8"	21.3 cm (33.0 cm blade extended)
Height:	1-3/4"	4.3 cm
Width:	1-1/8"	2.8 cm
Weight:	.35 lbs.	1.6 kg

CAPACITY

Jab Blade	Drywall, Ceiling Tile, Wood
Bimetal Blade	Conduit, Metal, PVC, Plastics

12" Heavy Duty Hack Saw



NEW



333A



- Over-molded rugged design for heavy-duty use and comfort.
- Fully-adjustable blade tension up to 30,000 psi for longer blade life and faster, accurate cuts.
- Alternative 45° blade mounting allows for flush cutting.
- Mounting for most reciprocating saw blades for extra versatility.
- Handy blade storage in tubular frame.
- Convenient front grip feature for two-handed sawing.
- Complete with bi-metal blade (12"/24 TPI).
- Lifetime limited warranty.

SPECIFICATIONS

Overall Length	15-3/4" (40.0 cm)
Weight	2.15 lbs. (.98 kg)
Blade Tension	30 KSI

CAT. NO. UPC NO. DESCRIPTION

333A	56302	12" Heavy Duty Hacksaw
333-1218	10037	12" (30.5 cm) Bi-metal Blade, 18 teeth per inch
333-1224	10038	12" (30.5 cm) Bi-metal Blade, 24 teeth per inch
333-1232	10039	12" (30.5 cm) Bi-metal Blade, 32 teeth per inch

PVC Saws



- "V" tooth design enables straight cuts on both push and pull saw strokes.
- Blade can be sharpened for extended use.
- Pointed blade nose makes drywall surface penetration easy.
- Ergonomic handle is interchangeable with most popular PVC saw brands.

CAT. NO.	UPC NO.	BLADE LENGTH	DESCRIPTION
322-013	00113	13" (33.0 cm)	PVC Saw
322-018	00114	18" (45.7 cm)	PVC Saw
322-113	00115	13" (33.0 cm)	R Blade for 00113
322-118	00116	18" (45.7 cm)	R Blade for 00114

SPECIFICATIONS	13"	18"
Overall Length	13-1/2" (34.3 cm)	23-3/4" (60.3 cm)
Weight	.69 lbs. (.31 kg)	.82 lbs. (.37 kg)

PVC Cutter for up to 1"



- Cuts a wide range of PVC conduit, plastic pipe and rubber hose.
- Lightweight, easy to put in tool pouch.
- Tough nylon handles.
- Replaceable stainless steel blade.

CAT. NO.	UPC NO.	DESCRIPTION
861	09861	PVC Cutter for up to 1"
07995	07995	R Blade

SPECIFICATIONS	
Capacity	Up through 1" PVC
Weight	0.24 lbs. (0.11 kg)

PVC Cutter for up to 1-1/4"



- Ratchet action for fast, easy cutting.
- Heat-treated, replaceable steel blade for long cutting life.
- Rugged metal alloy frame for durability.

CAT. NO.	UPC NO.	DESCRIPTION
864	04253	PVC Cutter for up to 1-1/4"
00355	00355	R Blade Kit

SPECIFICATIONS	
Capacity	Up thru 1-1/4" PVC
Weight	0.8 lbs. (0.4 kg)

PVC Cutter for up to 2"



- High-leverage compound ratchet action and long handles reduce effort.
- Heavy-duty metal frame for cutting large diameters.
- Replaceable steel blade may be sharpened.

CAT. NO.	UPC NO.	DESCRIPTION
865	09865	PVC Cutter for up to 2"
07978	07978	R Blade

SPECIFICATIONS	
Capacity	Up thru 2" PVC
Weight	2.5 lbs. (1.1 kg)

Flex Splitter® MC and Flexible Conduit Cutter



- Cut flexible metal conduit in seconds with a few turns of the crank and an easy twist of the conduit.
- Ample clearance between handle and body for comfortable operation.
- Set conduit size for multiple cuts of the same size conduit. No need to reset.
- Compact and lightweight. Fits easily in back pocket or tool pouch.
- Set blade adjustment with only a screwdriver.
- Convenient in-handle blade storage – holds up to five spare blades.
- Point-of-purchase packaged. Blades point-of-purchase packaged 1 and 5 blades per package.

SPECIFICATIONS

Capacity	14/2 to 10/4 BX 3/8" flexible metal conduit
Weight	1940 - 4 lbs. (1.8 kg)

CAT. NO. UPC NO. DESCRIPTION

1940	34953	Flex Splitter® Flexible Metal Conduit Center
1941-1	00288	R Single Blade Replacement Blade for 1940
1941-5	33735	R 5 Pack Replacement Blades for 1940

EMT Conduit Cutter



- Patented cutting wheel cuts clean and eliminates the need to debur the inside of the conduit.
- Simple to use—just tighten the screw, turn the tool around the conduit, and snap the conduit in two!
- Heavy duty cast body for long life.
- Large smooth spindle knob is easy to grip and doesn't hurt your hand.
- Replaceable cutter wheel.

CAT. NO. UPC NO. DESCRIPTION

8600	11915	Conduit Cutter
11917	11917	R Cutter Wheel for 8600

SPECIFICATIONS

Overall Length	FULLY OPEN - 8-1/4" (21.0 cm) • FULLY CLOSED - 7" (17.8 cm)
Weight	1.2 lb. (.55 kg)
Cutting Capacity	Cuts 1/2" and 3/4" diameter EMT electrical conduit

SCREW AND NUT DRIVERS

5-Piece Screwdriver Set



- Heavy-duty construction for longer life.
- Handle marked for easy identification of screwdriver size, type and length.
- Precision-machined tips for accurate fastener contact.
- Strong, durable black phosphate tips prevents plate chipping and reduces slipping.
- High-grade, rust resistant, chrome-plated finish.
- Soft, cushioned grip for extra comfort and torque.
- Exceeds ASME/ANSI specifications.
- Lifetime limited warranty.
- Note: This is not an insulated tool.

CAT. NO. UPC NO. DESCRIPTION

0153-01C	56303	5-Piece Screwdriver Set
0153-01C-CP	95930	5-Piece Screwdriver Set Counter Pack (Qty 5)

SPECIFICATIONS

Contains	3/16" x 6" Cabinet, 1/4" x 4" Keystone, 1/4" x 6" Cabinet, 5/16" x 6" Keystone & #2 x 4" Phillips
Weight	1.38 lbs. (.63 kg)

7-Piece Screwdriver Set



NEW



- Heavy-duty construction for longer life.
- Handle marked for easy identification of screwdriver size, type and length.
- Precision-machined tips for accurate fastener contact.
- Strong, durable black phosphate tips prevents plate chipping and reduces slipping.
- High-grade, rust resistant, chrome-plated finish.
- Soft, cushioned grip for extra comfort and torque.
- Exceeds ASME/ANSI specifications.
- Lifetime limited warranty.
- Note: This is not an insulated tool.

CAT. NO.	UPC NO.	DESCRIPTION
0153-02C	54661	7-Piece Screwdriver Set

SPECIFICATIONS

Contains	3/16" x 4" Cabinet, 3/16" x 6" Cabinet, 1/4" x 4" Keystone, 1/4" x 4" Cabinet, 5/16" x 6" Keystone, #1 x 3" Phillips & #2 x 4" Phillips
Weight	1.63 lbs. (.74- kg)

Heavy-Duty Keystone Tip Screwdriver



NEW

0153-14C



- Square shank allows use of wrench or pliers for added torque.
- Handle marked for easy identification of screwdriver size, type and length.
- Rugged keystone tip for additional strength.
- Precision-machined tips for accurate fastener contact.
- Strong, durable black phosphate tips prevents plate chipping and reduces slipping.
- Soft, cushioned grip for extra comfort and torque.
- Exceeds ASME/ANSI specifications.
- Lifetime limited warranty.
- Note: This is not an insulated tool.

CAT. NO.	UPC NO.	DESCRIPTION: HEAVY DUTY KEYSTONE TIP-
0153-11C	54644	Square Shank 1/4" x 4" Flat Blade Screwdriver
0153-12C	54645	Square Shank 1/4" x 6" Flat Blade Screwdriver
0153-13C	54646	Square Shank 1/4" x 8" Flat Blade Screwdriver
0153-13C-CP	95929	Square Shank 1/4" x 8" Flat Blade Screwdriver Counter Pack (Qty 10)
0153-14C	54647	Square Shank 1/4" x 10" Flat Blade Screwdriver
0153-15C	56304	Square Shank 5/16" x 6" Flat Blade Screwdriver
0153-16C	56305	Square Shank 3/8" x 8" Flat Blade Screwdriver

SPECIFICATIONS	1/4" x 4"	1/4" x 6"	1/4" x 8"
Overall Length	8-11/32" (21.2 cm)	10-11/32" (26.3 cm)	12-11/32" (31.4 cm)
Weight	0.25 lbs. (.11 kg)	0.30 lbs. (.14 kg)	0.35 lbs. (.16 kg)

SPECIFICATIONS	1/4" x 10"	5/16" x 6"	3/8" x 8"
Overall Length	14-11/32" (36.4 cm)	10-15/16" (27.8 cm)	13-7/16" (34.1 cm)
Weight	0.40 lbs. (.18 kg)	0.40 lbs. (.18 kg)	0.55 lbs. (.25 kg)



Heavy-Duty Cabinet Tip Screwdriver



NEW



0153-21C

- Narrow cabinet tip for limited access applications.
- Handle marked for easy identification of screwdriver size, type and length.
- Precision-machined tips for accurate fastener contact.
- Strong, durable black phosphate tips prevents plate chipping and reduces slipping.
- Soft, cushioned grip for extra comfort and torque.
- Exceeds ASME/ANSI specifications.
- Lifetime limited warranty.
- Note: This is not an insulated tool.

CAT. NO.	UPC NO.	DESCRIPTION: HEAVY DUTY CABINET TIP-
0153-21C	54652	Round Shank 3/16" x 4" Flat Blade Screwdriver
0153-22C	54653	Round Shank 3/16" x 6" Flat Blade Screwdriver
0153-23C	54654	Round Shank 3/16" x 8" Flat Blade Screwdriver
0153-24C	54655	Round Shank 3/16" x 10" Flat Blade Screwdriver
0153-25C	54649	Round Shank 1/4" x 4" Flat Blade Screwdriver
0153-26C	54650	Round Shank 1/4" x 6" Flat Blade Screwdriver
0153-27C	54651	Round Shank 1/4" x 8" Flat Blade Screwdriver

SPECIFICATIONS	3/16" x 4"	3/16" x 6"	3/16" x 8"	3/16" x 10"
Overall Length	7-3/4" (19.7 cm)	9-3/4" (24.8 cm)	11-3/4" (29.8 cm)	13-3/4" (34.9 cm)
Weight	0.15 lbs. (.07 kg)	0.18 lbs. (.08 kg)	0.20 lbs. (.09 kg)	0.22 lbs. (.10 kg)

SPECIFICATIONS	1/4" x 4"	1/4" x 6"	1/4" x 8"
Overall Length	8-11/32" (21.2 cm)	10-11/32" (26.3 cm)	12-11/32" (31.4 cm)
Weight	0.25 lbs. (.11 kg)	0.30 lbs. (.14 kg)	0.35 lbs. (.16 kg)

Stubby Screwdrivers



NEW



0153-28C



0153-32C

- Precision-machined tips for exact fit.
- Handle marked for easy identification of screwdriver size, type and length.
- Strong, durable black phosphate tips prevent plate chipping and reduce slipping.
- Soft, cushioned grip for extra comfort and torque.
- Exceeds ASME/ANSI specifications.
- Lifetime limited warranty.
- Note: This is not an insulated tool.

CAT. NO.	UPC NO.	DESCRIPTION:
0153-28C	54648	Round Shank 1/4" x 1-1/2" Flat Blade Screwdriver
0153-32C	54657	Heavy Duty Phillips Tip #2 - 1/4" x 1-1/2" Screwdriver

SPECIFICATIONS	1/4" x 1-1/2"	#2 - 1/4" x 1-1/2"
Overall Length	3-1/8" (7.9 cm)	3" (7.6 cm)
Weight	0.10 lbs. (.05 kg)	0.10 lbs. (.05 kg)

Heavy-Duty Phillips Tip Screwdriver




NEW

0153-33C



- Precision-machined tips for exact fit.
- Handle marked for easy identification of screwdriver size, type and length.
- Strong, durable black phosphate tips prevents plate chipping and reduces slipping.
- Soft, cushioned grip for extra comfort and torque.
- Exceeds ASME/ANSI specifications.
- Lifetime limited warranty.
- Note: This is not an insulated tool.



CAT. NO.	UPC NO.	DESCRIPTION
0153-31C	54656	Heavy Duty Phillips Tip #1 - 3/16" x 3" Screwdriver
0153-33C	54658	Heavy Duty Phillips Tip #2 - 1/4" x 4" Screwdriver
0153-34C	54659	Heavy Duty Phillips Tip #2 - 1/4" x 6" Screwdriver
0153-35C	54660	Heavy Duty Phillips Tip #3 - 5/16" x 6" Screwdriver

SPECIFICATIONS	#1 - 3/16" x 3"	#2 - 1/4" x 4"	#2 - 1/4" x 6"
Overall Length	6-3/4" (17.2 cm)	8-5/16" (21.1 cm)	10-5/16" (26.2 cm)
Weight	0.15 lbs. (.07 kg)	0.25 lbs. (.11 kg)	0.30 lbs. (.14 kg)

SPECIFICATIONS	#3 - 5/16" x 6"
Overall Length	11" (27.9 cm)
Weight	0.35 lbs. (.16 kg)

6-In-1 Multi-Tool



NEW

0153-42C



- Versatile multi-bit screwdriver, 6 tools in one. (Bit sizes 3/16" & 1/4" Flat-tip, #1 & #2 Phillips and 5/16" & 1/4" Hex)
- Precision machined, hardened steel bits.
- High-grade, rust resistant, chrome-plated finish.
- Soft, cushioned grip for extra comfort and torque.
- Lifetime limited warranty.
- Note: This is not an insulated tool.

CAT. NO.	UPC NO.	DESCRIPTION
0153-42C	56308	6-In-1 Multi-tool
0153-42C-CP	95933	6-In-1 Multi-tool Counter Pack (Qty 5)
9953-13	56310	Replacement bits - 3/16" & 1/4" Flat-tip and #1 & #2 Phillips

SPECIFICATIONS	
Length	7-1/8" (20.6 cm)
Weight	.42 lbs. (.19 kg)
Bit Sizes	3/16" & 1/4" Flat-tip, #1 & #2 Phillips and 5/16" & 1/4" Hex

USA Tel: 800.435.0786
Fax: 800.451.2632

Canada Tel: 800.435.0786
Fax: 800.524.2853

International Tel: +1.815.397.7070
Fax: +1.815.397.9247

7-Piece Nut Driver Set



NEW



- Rugged hollow shaft for screw clearance.
- Heavy-duty construction for longer life.
- Handle marked for easy identification of nut driver size.
- Precision heads for accurate fastener fit.
- High-grade, rust resistant, satin chrome-plated finish.
- Soft, cushioned grip for extra comfort and torque.
- Exceeds ASME/ANSI specifications.
- Lifetime limited warranty.
- Note: This is not an insulated tool.

CAT. NO.	UPC NO.	DESCRIPTION
0253-01C	54671	7-Piece Nut Driver Set (3" Shank): Sizes 3/16", 1/4", 5/16", 11/32", 3/8", 7/16" & 1/2"

SPECIFICATIONS

Weight	1.65 lbs. (.75 kg)
---------------	--------------------



Heavy-Duty Nut Drivers



NEW

0253-16C



- Rugged hollow shaft for screw clearance.
- Heavy-duty construction for longer life.
- Handle color marked for easy identification of nut driver size.
- Precision heads for accurate fastener fit.
- High-grade, rust resistant, satin chrome-plated finish.
- Soft, cushioned grip for extra comfort and torque.
- Exceeds ASME/ANSI specifications.
- Lifetime limited warranty.
- Note: This is not an insulated tool.

CAT. NO.	UPC NO.	DESCRIPTION
0253-11C	54664	Heavy-Duty Nut Driver 3/16" x 3"
0253-12C	54665	Heavy-Duty Nut Driver 1/4" x 3"
0253-13C	54666	Heavy-Duty Nut Driver 5/16" x 3"
0253-14C	54667	Heavy-Duty Nut Driver 11/32" x 3"
0253-15C	54668	Heavy-Duty Nut Driver 3/8" x 3"
0253-16C	54669	Heavy-Duty Nut Driver 7/16" x 3"
0253-17C	54670	Heavy-Duty Nut Driver 1/2" x 3-5/8"

SPECIFICATIONS	3/16" x 3"	1/4" x 3"	5/16" x 3"
Overall Length	6-3/4" (29.8 cm)	6-3/4" (29.8 cm)	6-3/4" (29.8 cm)
Weight	0.20 lbs. (.09 kg)	0.20 lbs. (.09 kg)	0.20 lbs. (.09 kg)

SPECIFICATIONS	11/32" x 3"	3/8" x 3"	7/16" x 3"	1/2" x 3-5/8"
Overall Length	6-3/4" (29.8 cm)	6-3/4" (29.8 cm)	7-5/16" (18.6 cm)	7-5/16" (18.6 cm)
Weight	0.20 lbs. (.09 kg)	0.20 lbs. (.09 kg)	0.25 lbs. (.11 kg)	0.25 lbs. (.11 kg)

International Tel: +1.815.397.7070
Fax: +1.815.397.9247

Canada Tel: 800.435.0786
Fax: 800.524.2853

USA Tel: 800.435.0786
Fax: 800.451.2632

4-Piece Square-Recess Tip Driver Set



0353-01C

- Precision tip for accurate fastener fit.
- Handle marked for easy identification of screwdriver size and type.
- Heavy-duty construction for longer life.
- High-grade, rust resistant, chrome-plated finish.
- Soft, cushioned grip for extra comfort and torque.
- Exceeds ASME/ANSI specifications.
- Lifetime limited warranty.
- Note: This is not an insulated tool.

CAT. NO.	UPC NO.	DESCRIPTION
0353-01C	54695	4-Piece Square-Recess Tip Driver Set, Contains - #0, #1, #2 & #3

SPECIFICATIONS	
Weight	1.0 lbs. (.45 kg)

Square-Recess Tip Drivers



0253-13C

- Precision tip for accurate fastener fit.
- Handle marked for easy identification of screwdriver size and type.
- Heavy-duty construction for longer life.
- High-grade, rust resistant, chrome-plated finish.
- Soft, cushioned grip for extra comfort and torque.
- Exceeds ASME/ANSI specifications.
- Lifetime limited warranty.
- Note: This is not an insulated tool.

CAT. NO.	UPC NO.	DESCRIPTION
0353-11C	54688	Square-Recess Tip Driver - #0 x 4"
0353-12C	54689	Square-Recess Tip Driver - #1 x 4"
0353-13C	54691	Square-Recess Tip Driver - #2 x 4"
0353-14C	54693	Square-Recess Tip Driver - #3 x 4"

SPECIFICATIONS	#0 x 4"	#1 x 4"	#2 x 4"	#3 x 4"
Overall Length	7-3/4" (19.7 cm)	7-3/4" (19.7 cm)	8-1/4" (21.0 cm)	8-1/4" (21.0 cm)
Weight	0.20 lbs. (.09 kg)	0.20 lbs. (.09 kg)	0.30 lbs. (.14 kg)	0.30 lbs. (.14 kg)

Screw-Holding Screwdrivers



0453-15C

- The industry's finest screw-holding device, available for either slotted or Phillips screws.
- Easily holds screw in place when installing in hard-to-reach locations.
- Precision tip for accurate fastener fit.
- Heavy-duty construction for longer life.
- Soft, cushioned grip for extra comfort and torque.
- Handle marked for easy identification of screwdriver size and type.
- Lifetime limited warranty.
- Note: This is not an insulated tool.

SPECIFICATIONS	3/32"	1/8"	5/32"	3/16"
Overall Length	6-5/8" (16.8 cm)	8-5/8" (21.9 cm)	8-5/8" (21.9 cm)	9-5/8" (24.5 cm)
Weight	.10 lbs. (.05 kg)	.16 lbs. (.07 kg)	.16 lbs. (.07 kg)	.20 lbs. (.09 kg)

SPECIFICATIONS	1/4"	#0	#1	#2
Overall Length	11-1/8" (28.3 cm)	7-5/8" (19.4 cm)	8-5/8" (22.0 cm)	11-1/8" (28.3 cm)
Weight	.30 lbs. (.14 kg)	.33 lbs. (.15 kg)	.16 lbs. (.07 kg)	.30 lbs. (.14 kg)

CAT. NO.	UPC NO.	DESCRIPTION:
0453-11C	56311	Screw-holding Screwdriver 3/32" x 3"
0453-12C	56312	Screw-holding Screwdriver 1/8" x 5"
0453-13C	56313	Screw-holding Screwdriver 5/32" x 5"
0453-14C	56314	Screw-holding Screwdriver 3/16" x 6"
0453-15C	56315	Screw-holding Screwdriver 1/4" x 7"
0453-16C	56316	Screw-holding Screwdriver #0 x 4"
0453-17C	56317	Screw-holding Screwdriver #1 x 5"
0453-18C	56318	Screw-holding Screwdriver #2 x 7"

R = REPLACEMENT PART **A** = ACCESSORY

Conduit Reaming Screwdriver



- Deburs ID and OD of 1/2", 3/4" and 1" thin wall conduit.
- Handle marked for easy identification.
- Hardened blade for longer life.
- Hooded, flat tip driver used to fasten EMT fittings.
- Soft, cushioned grip for extra comfort and torque.
- Replaceable blade.
- Lifetime limited warranty.
- Note: This is not an insulated tool.

CAT. NO.	UPC NO.	DESCRIPTION
9753-11C	54696	Conduit Reaming Screwdriver
9953-11	56319	R Replacement blade, Conduit Reaming Screwdriver

SPECIFICATIONS

Capacity	1/2", 3/4" and 1"
Weight	.49 lbs. (.22 kg)
Overall Length	7-7/16" (18.9 cm)

Scratch Awl



- Integrated steel endcap for durability and long life.
- Heavy-duty construction for piercing and scribing.
- High-grade, rust resistant, chrome-plated finish.
- Soft, cushioned grip for extra comfort.
- Steel cap for easy identification.
- Lifetime limited warranty.
- Note: This is not an insulated tool.

CAT. NO.	UPC NO.	DESCRIPTION
9753-12C	54697	Scratch Awl 3"

SPECIFICATIONS

Overall Length	7-7/8" (20.0 cm)
Weight	.22 lbs. (.10 kg)

ADJUSTABLE & RATCHETING WRENCHES

Composite Handle Adjustable Wrench



- Patented lightweight ergonomic design reduces user fatigue.
- Precision-machined to tight tolerances for professional feel and smooth operation.
- Compact reversible switch allows a 15° offset of the box end for clearance of obstacles.
- Wide capacity jaw design provides extra versatility.
- Measuring scale on head for easy sizing.
- Corrosion-resistant finish.
- Exceeds ASME/ANSI specifications.
- Lifetime limited warranty.

CAT. NO.	UPC NO.	DESCRIPTION
0154-08C	56320	Adjustable Wrench Composite Handle 8"
0154-10C	56321	Adjustable Wrench Composite Handle 10"
0154-12C	56322	Adjustable Wrench Composite Handle 12"

SPECIFICATIONS	8"	10"	12"
Overall Length	7-7/8" (20.0 cm)	9-13/16" (24.6 cm)	11-13/16" (30.0 cm)
Weight	0.66 lbs. (.24 kg)	1.03 lbs. (.48 kg)	1.36 lbs. (.62 kg)

Adjustable Wrench



NEW



0154-10

- Precision-machined to tight tolerances for professional feel and smooth operation.
- Wide capacity jaw design provides extra versatility.
- Measuring scale on head for easy sizing.
- Corrosion-resistant finish.
- Exceeds ASME/ANSI specifications.
- Lifetime limited warranty.

CAT. NO.	UPC NO.	DESCRIPTION
0154-08	55483	Adjustable Wrench 8"
0154-10	55484	Adjustable Wrench 10"
0154-12	55485	Adjustable Wrench 12"

SPECIFICATIONS	8"	10"	12"
Overall Length	7-7/8" (20.0 cm)	9-13/16" (24.6 cm)	11-13/16" (30.0 cm)
Weight	0.66 lbs. (.24 kg)	1.03 lbs. (.48 kg)	1.36 lbs. (.62 kg)

9-Piece Folding Hex-Key Set



NEW

0254-11



- 9 piece set for convenience and versatility (including sizes 5/64", 3/32", 7/64", 1/8", 9/64", 5/32", 3/16", 7/32", 1/4").
- One-piece, powder-coated handle/case for corrosion resistance.
- Heat-treated and tempered for extra strength and durability.
- Exceeds ASME/ANSI specifications.
- Lifetime limited warranty.

CAT. NO.	UPC NO.	DESCRIPTION
0254-11	56323	9-Piece Folding Hex-key Set: Sizes - 5/64", 3/32", 7/64", 1/8", 9/64", 5/32", 3/16", 7/32" & 1/4"

SPECIFICATIONS	
Overall Length	4-3/8" (11.1 cm)
Weight	0.48 lbs. (.22 kg)

9-Piece Folding Ball-End Hex-Key Set



NEW

0254-12



- 9 piece set for convenience and versatility (including sizes 5/64", 3/32", 7/64", 1/8", 9/64", 5/32", 3/16", 7/32", 1/4").
- Ball-end design allows for angled use up to 30 degrees.
- One-piece, powder-coated handle/case for corrosion resistance.
- Heat-treated and tempered for extra strength and durability.
- Exceeds ASME/ANSI specifications.
- Lifetime limited warranty.

CAT. NO.	UPC NO.	DESCRIPTION
0254-12	55482	9-Piece Folding Ball-end Hex-key Set: Sizes - 5/64", 3/32", 7/64", 1/8", 9/64", 5/32", 3/16", 7/32" & 1/4"

SPECIFICATIONS	
Overall Length	4-3/8" (11.1 cm)
Weight	0.48 lbs. (.22 kg)



NEW



0354-01

7-Piece Combination Ratcheting Wrench Set

- “Five-degree” ratcheting design for versatility and ease of use in tight spaces.
- Polished chrome finish for superior corrosion resistance.
- Precision heads for accurate fastener fit.
- Hardened for durability and longer life.
- Exceeds ASME/ANSI specifications.
- Lifetime limited warranty.

CAT. NO.	UPC NO.	DESCRIPTION
0354-01	55501	7-Piece Combination Ratcheting Wrench Set: Contains - Sizes 1/4", 5/16", 3/8", 7/16", 1/2", 9/16" & 5/8"

SPECIFICATIONS

Weight	1.25 lbs. (.57 kg)
---------------	--------------------

Combination Ratcheting Wrenches



NEW



0354-15

- “Five-degree” ratcheting design for versatility and ease of use in tight spaces.
- Polished chrome finish for superior corrosion resistance.
- Precision heads for accurate fastener fit.
- Hardened for durability and longer life.
- Exceeds ASME/ANSI specifications.
- Lifetime limited warranty.

CAT. NO.	UPC NO.	DESCRIPTION
0354-11	55494	Combination Ratcheting Wrench 1/4"
0354-12	55495	Combination Ratcheting Wrench 5/16"
0354-13	55496	Combination Ratcheting Wrench 3/8"
0354-14	55497	Combination Ratcheting Wrench 7/16"
0354-15	55498	Combination Ratcheting Wrench 1/2"
0354-16	55499	Combination Ratcheting Wrench 9/16"
0354-17	55500	Combination Ratcheting Wrench 5/8"

SPECIFICATIONS	1/4"	5/16"	3/8"	7/16"
Overall Length	5-5/16" (13.5 cm)	5-5/16" (13.5 cm)	6-1/8" (15.9 cm)	6-1/2" (16.8 cm)
Weight	.09 lbs. (.04 kg)	.08 lbs. (.08 kg)	.12 lbs. (.05 kg)	.16 lbs. (.07 kg)

SPECIFICATIONS	1/2"	9/16"	5/8"
Overall Length	7" (18 cm)	7-3/8" (19 cm)	8-3/8" (21.6 cm)
Weight	.22 lbs. (.10 kg)	.26 lbs. (.12 kg)	.37 lbs. (.17 kg)

INSULATED DRIVERS

6-Piece Insulated Screwdriver Set



1000 V

NEW

0157-011



- Rated to 1000 V AC/DC.
- Meets the IEC 60900 and ASTM F1505 standards.
- Heavy-duty construction for longer life.
- Precision-machined tips for accurate fastener contact.
- Strong, durable black phosphate plating prevents chipping and reduces slipping.
- Ergonomically designed handle for added comfort and torque.
- Lifetime limited warranty.

CAT. NO.	UPC NO.	DESCRIPTION
0157-011	56325	6-Piece Insulated Screwdriver Set Contains - 3/32" x 3", 5/32" x 4", 7/32" x 5", 1/4" x 6", #1 x 3-1/8" & #2 x 4"

SPECIFICATIONS

Weight	0.77 lbs. (.35 kg)
--------	--------------------

Insulated Screwdriver



1000 V

NEW

0157-111



- Rated to 1000 V AC/DC.
- Meets the IEC 60900 and ASTM F1505 standards.
- Heavy-duty construction for longer life.
- Precision-machined tips for accurate fastener contact.
- Strong, durable black phosphate plating prevents chipping and reduces slipping.
- Ergonomically designed handle for added comfort and torque.
- Lifetime limited warranty.

CAT. NO.	UPC NO.	DESCRIPTION
0157-111	56326	Insulated Screwdriver 3/32" x 3"
0157-121	56327	Insulated Screwdriver 5/32" x 4"
0157-131	56328	Insulated Screwdriver 7/32" x 5"
0157-141	56329	Insulated Screwdriver 1/4" x 6"
0157-171	56332	Insulated Screwdriver #1 x 3-1/8"
0157-181	56333	Insulated Screwdriver #2 x 4"

SPECIFICATIONS	3/32"	5/32"	7/32"
Overall Length	5-3/4" (14.6 cm)	7-7/8" (20 cm)	8-7/8" (22.6 cm)
Weight	.04 lbs. (.02 kg)	.05 lbs. (.13 kg)	.16 lbs. (.07 kg)

SPECIFICATIONS	1/4"	#1	#2
Overall Length	10-1/4" (26 cm)	7-1/8" (18.1 cm)	8-1/4" (20.6 cm)
Weight	.25 lbs. (.09 kg)	.13 lbs. (.06 kg)	.19 lbs. (.09 kg)



USA Tel: 800.435.0786
Fax: 800.451.2632

Canada Tel: 800.435.0786
Fax: 800.524.2853

International Tel: +1.815.397.7070
Fax: +1.815.397.9247

7-Piece Insulated Nut Driver Set



1000 V

NEW

0257-011



- Rated to 1000 V AC/DC.
- Meets the IEC 60900 and ASTM F1505 standards.
- Heavy-duty construction for longer life.
- Rugged deep well sockets for screw clearance.
- Precision heads for accurate fastener fit.
- Ergonomically designed handle for added comfort and torque.
- Lifetime limited warranty.

CAT. NO.	UPC NO.	DESCRIPTION
0257-011	54679	7-Piece Insulated Nut Driver Set: Contains - Sizes 3/16", 1/4", 5/16", 11/32", 3/8", 7/16" & 1/2"

SPECIFICATIONS

Weight	1.40 lbs. (.64 kg)
---------------	--------------------

Insulated Nut Driver



1000 V

NEW

0257-111



- Rated to 1000 V AC/DC.
- Meets the IEC 60900 and ASTM F1505 standards.
- Heavy-duty construction for longer life.
- Rugged deep well sockets for screw clearance.
- Precision heads for accurate fastener fit.
- Ergonomically designed handle for added comfort and torque.
- Lifetime limited warranty.

CAT. NO.	UPC NO.	DESCRIPTION
0257-111	54672	Insulated Nut Driver 3/16" x 5"
0257-121	54673	Insulated Nut Driver 1/4" x 5"
0257-131	54674	Insulated Nut Driver 5/16" x 5"
0257-141	54675	Insulated Nut Driver 11/32" x 5"
0257-151	54676	Insulated Nut Driver 3/8" x 5"
0257-161	54677	Insulated Nut Driver 7/16" x 5"
0257-171	54678	Insulated Nut Driver 1/2" x 5"

SPECIFICATIONS	3/16"	1/4"	5/16"	11/32"
Overall Length	9-1/4" (23.5 cm)	9-1/4" (23.5 cm)	9-1/4" (23.5 cm)	9-1/4" (23.5 cm)
Weight	0.20 lbs. (.09 kg)	0.20 lbs. (.09 kg)	0.20 lbs. (.09 kg)	0.20 lbs. (.09 kg)

SPECIFICATIONS	3/8"	7/16"	1/2"
Overall Length	9-1/4" (23.5 cm)	9-1/4" (23.5 cm)	9-1/4" (23.5 cm)
Weight	0.20 lbs. (.09 kg)	0.20 lbs. (.09 kg)	0.20 lbs. (.09 kg)

TAPE MEASURES, LEVELS, HAMMER & FLASHLIGHTS

Power-Return Tape Measures



NEW



- Blade automatically stays out when extended.
- Bottom and top brake release.
- Rigid double-sided tape for versatility and accuracy.
- Abrasion resistant blade for longer life.
- Multi-riveted double tang for added strength.
- Lifetime limited warranty.

CAT. NO.	UPC NO.	DESCRIPTION
0155-25	55479	Power Return Tape Measure, double tang/sided, 25'
0155-16	55480	Power Return Tape Measure, double tang/sided, 16'

SPECIFICATIONS	25'	16'
Tape Width	1" (2.5 cm)	3/4" (1.9 cm)
Weight	0.92 lbs. (.42 kg)	.58 lbs. (.26 kg)
Max. Standout	7'	6'

Mini Magnetic Bubble Level



- Professional grade level with bending offset aid.
- Mini torpedo design with handy "no-dog" attachment for bending.
- Three rare earth magnets provide superior holding strength.
- Four vial design - 0°, 90°, 45°, and 30°.
- Machined from aluminum alloy and anodized to aircraft standards.
- Compact size fits easily in tool pouch.
- V-groove on top of level for easy view of vials.

CAT. NO.	UPC NO.	DESCRIPTION
L77	11617	Mini Magnetic Bubble Level

SPECIFICATIONS	
Overall Length	5-1/2" (140 mm)
Width	3/4" (19 mm)
Height	1-1/2" (38 mm)
Weight	.22 lbs. (.10 kg)

Mini-Magnet Laser Level

NEW



L97

- Professional grade laser level.
- Mini torpedo design with handy "no dog" attachment for bending.
- Three rare earth magnets provide superior holding strength.
- Compact size with 80-plus yard range.
- Laser is capable of working on all planes.
- Four vial design - 0°, 90°, 45° and 30°.
- V-groove on top of level for easy view of vials.
- Offsets and calculations permanently laser engraved onto level.

CAT. NO.	UPC NO.	DESCRIPTION
L97	03582	Laser Level


SPECIFICATIONS	
Overall Length	5-5/8" (14.3 cm)
Width	3/4" (1.9 cm)
Height	1-3/4" (4.6 cm)
Weight	.46 lbs. (.21 kg)



Electrician's Torpedo Level

NEW

L107



- Professional grade level.
- Four open vial ports for easy viewing from all sides.
- Perfect for pipe and conduit work.
- Four rare earth magnets allow for hands-free use on metal surfaces.
- Four vial design – 0°, 30°, 45° and 90°.
- Machined from aluminum alloy and anodized to aircraft standards.
- V-groove on top of level for easy view of vials.
- Offsets and calculations permanently laser engraved onto level.

CAT. NO.	UPC NO.	DESCRIPTION
----------	---------	-------------

L107	03583	Level, Torpedo
------	-------	----------------

SPECIFICATIONS

Overall Length	8-1/2" (21.6 cm)
Width	3/4" (1.9 cm)
Height	1-1/4" (3.2 cm)
Weight	.34 lbs. (.16 kg)

Electrician's Hammer



NEW

0156-11



- Elongated neck and narrow striking face for use in boxes and other confined areas.
- Long straight claws designed for electrical fixture removal.
- Lightweight, durable fiberglass handle for shock resistance.
- Cushioned grip and flared handle end for user comfort and to reduce slipping.
- Exceeds ASME/ANSI specifications.
- Lifetime limited warranty.
- Note: This is not an insulated tool.

CAT. NO.	UPC NO.	DESCRIPTION
----------	---------	-------------

0156-11	54698	18 oz. Electrician's Hammer
---------	-------	-----------------------------

SPECIFICATIONS

Overall Length	12-1/2" (31.8 cm)
Weight	1.13 lbs. (.51 kg)

POCKET-LIGHT Flashlight



46500



- High intensity Xenon fired lamp.
- Dust and rust proof.
- Luminous tip so flashlight can be located in the dark.
- Batteries included.
- Lifetime limited warranty.
- Submersible to 500'.

CAT. NO.	UPC NO.	DESCRIPTION
----------	---------	-------------

46500	46500	Pocket-Light Flashlight
46533	46533	Lamp Module
46534	46534	O-Ring

MINI POCKET-LIGHT Flashlight

46503



- High intensity Xenon fired lamp.
- Includes key ring and handy hat/ clothing clip.
- Submersible to 500'.
- Batteries included.
- Dust and rust proof.
- Compact pocket and key chain light.

CAT. NO.	UPC NO.	DESCRIPTION
----------	---------	-------------

46503	46503	Mini Pocket-Light Flashlight
46533	46533	Lamp Module
46534	46534	O-Ring

TOOL BAGS, POUCHES, BELTS AND WORK GLOVES

20" Electrician's Bag

NEW

0158-11



- Constructed of heavy-duty canvas for durability.
- Sixteen canvas, interior & exterior pockets for additional versatility.
- Full-grain leather bottom, sides and riveted buckle straps.
- Washer rivets for extra strength.
- Durable nylon handles with reinforced stitching fully support bag bottom for heavy load capacity.
- Reinforced bottom helps retain bag shape, while protecting and supporting tools.
- Large-opening steel-framed mouth with hinge for rugged use and easy access to contents.

CAT. NO.	UPC NO.	DESCRIPTION
0158-11	56334	20" Electrician's Canvas Bag

SPECIFICATIONS	
Dimensions	L - 20" (50.8 cm), W - 12" (30.5 cm), H - 10" (25.4 cm)
Weight	4.25 lbs. (1.93 kg)

18" Heavy-Duty Multi-Pocket Bag

NEW

0158-12



- Constructed of heavy-duty nylon for longer life.
- Thirty-one multi-use reinforced pockets, inside and out help organize tools and accessories.
- Large-opening steel-framed mouth with hinge and zipper for rugged use and easy access to contents.
- Padded handles and adjustable shoulder strap for comfort and versatility.
- Large interior to easily carry power tools, fish tapes and other large tools.
- Durable nylon handles with reinforced stitching fully support bag bottom for heavy load capacity.
- Elastic straps on outside of bag for levels, hammers and crowbars.

CAT. NO.	UPC NO.	DESCRIPTION
0158-12	56335	18" Heavy-Duty Multi-pocket Bag

SPECIFICATIONS	
Dimensions	L - 18" (45.7 cm), W - 11" (27.9 cm), H - 10" (25.4 cm)
Weight	3.55 lbs. (1.61 kg)

11" Cordura® Open Tool Carrier

NEW

0158-13



- Constructed of a double-layer of rugged, lightweight Cordura® fabric.*
- Versatile thirty-seven pocket and loop design keeps tools organized.
- Large square opening with snap handle allows for easy access to spacious interior and pockets.
- Box-shaped design and sturdy reinforced bottom with rubber feet prevent tipping.
- Heavy-duty box stitching with washer riveting at all stress points for extra strength and longer life.
- Padded handle, adjustable shoulder strap and additional built-in straps for extra versatility.
- Heavy-duty tape measure holder accepts and holds any size tape securely.

CAT. NO.	UPC NO.	DESCRIPTION
0158-13	56336	11" Cordura Open Tool Carrier

SPECIFICATIONS	
Dimensions	L - 11" (27.9 cm), W - 9" (22.9 cm), H - 10" (25.4 cm)
Weight	4.55 lbs. (2.07 kg)

*Cordura® is a registered trademark for durable fabric.

20-Pocket Tool Caddy

NEW

0158-15



- Constructed of a double-layer of rugged, lightweight Cordura® fabric.*
- Versatile twenty-pocket design easily accommodates a wide variety of professional hand tools.
- Large capacity pockets allow for easy access to contents.
- Padded handle and shoulder strap design for easy storage and the best way to carry a loaded tool pouch.
- Heavy-duty tool snap and electrical tape strap.
- Steel hammer holder loop.
- Extra versatile design may be carried using shoulder strap or handle, or worn on a tool belt.
- Heavy-Duty tape measure holder accepts and holds any size tape securely.

CAT. NO.	UPC NO.	DESCRIPTION
0158-15	56337	20-Pocket Tool Caddy

SPECIFICATIONS

Dimensions	L - 10" (25.4 cm), W- 7" (17.8 cm), H - 13" (33.0 cm)
Weight	1.45 lbs. (.66 kg)

*Cordura® is a registered trademark for durable fabric.

Heavy-Duty 8-Pocket Leather Pouch

NEW

0258-11



- Large, divided main pocket area designed for easy storage and tool access.
- Four smaller compartments for additional tool organization.
- Washer rivets for extra strength.
- Extra large metal tool clip.
- Tapered compartments for tool stability.
- Tape chain included.
- Fits belts up to 3" wide.
- Top grain leather – won't fade or stain.
- Heavy-Duty tape measure holder accepts and holds any size tape securely.

CAT. NO.	UPC NO.	DESCRIPTION
0258-11	56339	Heavy-Duty 8-Pocket Leather Pouch

SPECIFICATIONS

Dimensions	L - 7" (17.8 cm), W- 6" (15.2 cm), H - 10-1/2" (26.7 cm)
Weight	1.8 lbs. (.82 kg)

Heavy-Duty 5-Pocket Leather Pouch

NEW

0258-13



- Large main pocket area designed for easy storage and tool access.
- Four smaller compartments for additional tool organization.
- Washer rivets for extra strength.
- Extra large metal tool clip.
- Tapered compartments for tool stability.
- Tape chain included.
- Fits belts up to 3" wide.
- Top grain leather – won't fade or stain.
- Heavy-Duty tape measure holder accepts and holds any size tape securely.

CAT. NO.	UPC NO.	DESCRIPTION
0258-13	56340	Heavy-Duty 5-Pocket Leather Pouch

SPECIFICATIONS

Dimensions	L - 6" (15.2 cm), W- 3-1/2" (8.9 cm), H - 11" (27.9 cm)
Weight	1.2 lbs. (.55 kg)

Heavy-Duty 4-Pocket Leather Pouch

NEW

0258-14



- Four compact pocket areas designed for easy storage and tool access.
- Washer rivets for extra strength.
- Metal tool clip.
- Tapered compartments for tool stability.
- Tape chain included.
- Fits belts up to 3" wide.
- Top grain leather – won't fade or stain.

CAT. NO.	UPC NO.	DESCRIPTION
0258-14	56341	Heavy-Duty 4-Pocket Leather Pouch

SPECIFICATIONS

Dimensions	L - 5" (12.7 cm), W- 2-3/4" (7.1 cm), H - 9" (22.9 cm)
Weight	.43 lbs. (.82 kg)

Heavy-Duty Leather Tool Belt

NEW

9858-11



- 2" wide leather belt
- Steel roller double-pronged buckle
- Can be cut to fit 29" to 52" waist

CAT. NO.	UPC NO.	DESCRIPTION
9858-11	56347	Heavy Duty Leather Tool Belt

SPECIFICATIONS

Dimensions	L - 57" (121 cm), H - 2" (5.1 cm)
Weight	.68 lbs. (.31 kg)



Padded Tool Belt

NEW

9858-12



- 5" wide padded tool belt.
- Sturdy construction for support of heavy tool pouches.
- Foam core padding for extra comfort.
- Double layer of rugged, lightweight fabric will not rot, crack, harden or mildew.
- Steel roller double-pronged buckle.
- Made to fit 30" to 46" waist.

CAT. NO.	UPC NO.	DESCRIPTION
9858-12	56348	5" Padded Tool Belt

SPECIFICATIONS

Dimensions	L - 50" (12.7 cm), H - 5" (12.7 cm)
Weight	.93 lbs. (.42 kg)

12" Canvas Zipper Bag

NEW



0158-14

- Constructed of heavy-duty canvas for durability.
- Strong zipper for secure closing.
- Stores multiple small items or tools.

CAT. NO.	UPC NO.	DESCRIPTION
0158-14	56338	12" Canvas Zipper Bag

SPECIFICATIONS

Dimensions	L - 12" (30.5 cm), H - 7" (17.8 cm)
Weight	.17 lbs. (.08 kg)

2-Pocket Canvas Work Apron

NEW



0258-16

- 2 large pockets to hold a variety of tools and miscellaneous small items.
- Canvas waist ties.
- Double-stitched and reinforced at stress points for extra strength.
- Fits 20"-48" waist.

CAT. NO.	UPC NO.	DESCRIPTION
0258-16	56342	2-Pocket Canvas String Apron

SPECIFICATIONS

Dimensions	L - 19" (48.3 cm), H - 8-1/2" (21.6 cm)
Weight	.18 lbs. (.08 kg)

High Dexterity Gloves

NEW



0358-11L

- Tough, soft and comfortable to wear – resists shrinking, stretching and hardening.
- Wing closing wrist strap for perfect adjustments, keeping debris out and easy-on/easy-off.
- Stretch fabric for flexibility and fit with padded knuckles.
- Textured palm pads for better grip, extra wear and added durability.
- Thumb design for better flexibility and Lycra side panels for improved dexterity.
- Terry cloth to remove sweat or debris from face.

CAT. NO.	UPC NO.	DESCRIPTION
0358-11XL	56343	Gloves, Mechanics XL
0358-11L	56344	Gloves, Mechanics L
0358-11L-CP	95932	Gloves, Mechanics L Counter Pack (Qty 5)

SPECIFICATIONS

Weight	.20 lbs. (.09 kg)
---------------	-------------------



TOOL KITS

Master Electrician's Tool Kit

NEW

0159-11



- All-inclusive tool kit designed with the master electrician in mind.
- Kit Includes: 18" Heavy-Duty Multi-pocket Bag, Heavy-Duty 8-Pocket Leather Pouch, 2" Leather Tool Belt, 9" Side-Cutting Pliers, 8" Diagonal Cutting Pliers, 8" Long Nose Pliers, 10" Pump Pliers, Pro Plus Wire Stripper 10-18 AWG, NM Cable Ripper, Stripping/Crimping Combination Tool, Cable Cutter, Utility Knife, 12" Hacksaw, Keystone Tip Square Shank 1/4" x 4" Flat Blade Screwdriver, Keystone Tip Square Shank 5/16" x 6" Flat Blade Screwdriver, Cabinet Tip Round Shank 3/16" x 6" Flat Blade Screwdriver, Cabinet Tip Round Shank 1/4" x 6" Flat Blade Screwdriver, Phillips Tip #1 - 3/16" x 3" Screwdriver, Phillips Tip #2 - 1/4" x 4" Screwdriver, Screw-holding screwdriver 3/16" x 6", 3" Scratch Awl, 10" Adjustable Wrench, 9-Piece Folding Hex-Key Set, 25' Tape Measure, Torpedo Level, 18 oz. Electrician's Hammer, High dexterity gloves (L) and GT-11 Voltage tester.
- See individual product information for specifications.

CAT. NO.	UPC NO.	DESCRIPTION
0159-11	56349	Master Electrician's Tool Kit, 28 pc

SPECIFICATIONS

Weight	19.7 lbs. (8.96 kg)
---------------	---------------------

Journeyman's Tool Kit

NEW

0159-12



- Perfect kit for the journeyman electrician.
- Kit Includes: 20-Pocket Tool Caddy, GT-11 Voltage tester, Torpedo Level, 18 oz. Electrician's Hammer, 25' Tape Measure, Keystone Tip Square Shank 1/4" x 4" Flat Blade Screwdriver, Cabinet Tip Round Shank 3/16" x 6" Flat Blade Screwdriver, Phillips Tip #1 - 3/16" x 3" Screwdriver, Phillips Tip #2 - 1/4" x 4" Screwdriver, 9" Side-Cutting Pliers, 8" Diagonal Cutting Pliers, 8" Long Nose Pliers, 10" Pump Pliers, Pro Plus Wire Stripper 10-18 AWG, NM Cable Ripper, Stripping/Crimping Combination Tool and Cable Cutter.
- See individual product information for specifications.

CAT. NO.	UPC NO.	DESCRIPTION
0159-12	56350	Journeyman's Tool Kit, 17 pc

SPECIFICATIONS

Weight	9.7 lbs. (4.41 kg)
---------------	--------------------

Electrician's Tool Kit

NEW



- Perfect kit for the professional or apprentice electrician.
- Kit Includes: 2" Leather Tool Belt, 8-Pocket Leather Pouch, 25' Tape Measure, Phillips Tip #1 - 3/16" x 3" Screwdriver, Phillips Tip #2 - 1/4" x 4" Screwdriver, Cabinet Tip Round Shank 3/16" x 6" Flat Blade Screwdriver, Keystone Tip Square Shank 1/4" x 4" Flat Blade Screwdriver, Pro Plus Wire Stripper 10-18 AWG, 8" Long Nose Pliers, 10" Pump Pliers, 8" Diagonal Cutting Pliers and 9" Side-Cutting Pliers.
- See individual product information for specifications.

CAT. NO.	UPC NO.	DESCRIPTION
----------	---------	-------------

0159-13	56351	Electrician's Tool Kit, 12 pc
---------	-------	-------------------------------

SPECIFICATIONS	
----------------	--

Weight	7.75 lbs. (3.52 kg)
--------	---------------------

Starter Electrician's Tool Kit

NEW



- Perfect kit for the beginner electrician.
- Four-pocket, heavy-duty, leather tool pouch holds an assortment of four professional grade hand tools.
- Kit Includes: Heavy Duty 4 Pocket Leather Pouch, Phillips Tip #2 - 1/4" x 4" Screwdriver, Cabinet Tip Round Shank 3/16" x 6" Flat Blade Screwdriver, Pro Plus Wire Stripper 10-18 AWG and 9" Side-Cutting pliers.
- See individual product information for specifications.

CAT. NO.	UPC NO.	DESCRIPTION
----------	---------	-------------

0159-14	56352	Starter Electrician's Tool Kit, 5 pc
---------	-------	--------------------------------------

SPECIFICATIONS	
----------------	--

Weight	2.25 lbs. (1.02 kg)
--------	---------------------

Holemaking

When it comes to innovative tools, Greenlee delivers year after year – with a comprehensive line of holemaking products that is second to none. Use our helpful selection guide to choose the right tool for getting through steel, stainless steel, wood, aluminum, fiberglass, plastic, drywall, ceiling tile, cement board and more. If you need to knockout, drive, drill, cut or punch, you know you'll get through it with Greenlee.

36



Slug-Buster SC®

FEATURE PRODUCTS

69



NEW
DTAPKIT-
Metric Combination
Drill/Tap Bits

74



NEW
Self-Feeding
Spade Bits

81











830Q Quick Change
Hole Saw Kit





SELECTION GUIDES

Holemaking Selection Guide

MATERIAL TYPE	MATERIAL THICKNESS	NUMBER OF HOLES	PRODUCTS	APPLICATION CONSIDERATIONS	PAGES
Steel 	10GA	Highest	Slug-Splitter® Punches	Maximum durability and universal material usage Maximum hole size 2-1/2 inches	34-35
	10GA	High	Slug-Buster® Punches	Maximum hole size 2-1/2 inches	36-42
	10GA	High	Standard Punches	Maximum hole size 5-5/8 inches	43-47
	10GA	Medium-High	Ultra Cutters	Maximum hole size 2-1/2 inches	80
	8GA	High	Carbide-Tipped Hole Cutters	Maximum hole size 2-1/2 inches	79
	10GA	Medium-High	Step Bits	Maximum hole size 1-3/8 inches	70
	10GA	Medium	Hole Saws	Maximum hole size 6 inches	81-85
Stainless Steel 	10GA	Highest	Slug-Splitter Punches	Maximum durability and universal material usage Maximum hole size 2-1/2 inches	34-35
	9GA	Medium-High	Quick Change Carbide-Tipped Cutters	Maximum hole size 3 inches, quick change cutting heads	78
	8GA	Medium-High	Carbide-Tipped Hole Cutters	Maximum hole size 2-1/2 inches	79
Wood 	18"	High	Nail Eater II® Bits	Cuts through nails, good chip removal, max hole size 1-1/4 inches	71
	2-2 x 4's	High	E-Z Bore Bits	Self feed screw for hard or soft woods, max hole size 4-5/8 inches	73
	2 x 4	High	Step Bits	Maximum hole size 1-3/8 inches, low chip removal	70
	16"	Medium	Spade Bits	Maximum hole size 1-1/2 inches	74
	1-5/8" or 2 x 4	High	Hole Saws	Maximum hole size 6 inches	81-85
Aluminum 	10GA	Highest	Slug-Splitter Punches	Maximum durability and universal material usage Maximum hole size 2-1/2 inches	34-35
	10GA	High	Slug-Buster Punches	Maximum hole size 2-1/2 inches	36-42
	10GA	High	Standard Punches	Maximum hole size 5-5/8 inches	43-47
	10GA	High	Ultra Cutters	Maximum hole size 2-1/2 inches	80
	10GA	High	Step Bits	Maximum hole size 1-3/8 inches	70
	10GA	Medium	Hole Saws	Maximum hole size 6 inches	81-85
Fiberglass/Plastic  	approx. 1/8"	Highest	Slug-Splitter Punches	Maximum durability and universal material usage Maximum hole size 2-1/2 inches	34-35
	approx. 1/8"	High	Slug-Buster Punches	Maximum hole size 2-1/2 inches	36-42
	approx. 1/8"	High	Standard Punches	Maximum hole size 5-5/8 inches	43-47
		High	Ultra Cutters	Maximum hole size 2-1/2 inches	80
		Medium-High	Step Bits	Maximum hole size 1-3/8 inches	70
Drywall/Ceiling Tile 	7/8"	High	Recessed Light Hole Saws	Replaceable blades	86
	7/8"	Medium-Low	Quick Cutter	Adjustable or fixed, sprinkler heads or lighting	86
	7/8"	Medium	Keyhole Saw	Non-round holes	90
Quazite®* Enclosures		High	Slug-Buster Punches		36-42
	approx. 1/8"	High	Carbide-Grit Hole Saws		83
Hardyboard Siding		High	Carbide-Grit Hole Saws		83
Cement Board		High	Carbide-Grit Hole Saws		83
Existing Wall			D'versibits	Remodeling, phone, cable, alarm installation	75-76
Non-Round Hole 		High	Non-Round Punches	Square, rectangular, electronic connector holes	61-62
		Medium	Reciprocating Blades		88
		Medium	Jigsaw Blades		89
Non-Conduit Sizes	16-10GA	High	Standard Punches		43-47
Metal Studs	20GA		Stud Punches		67-68

*Quazite is a registered trademark of Strongwell Corporation



Knockout Punch and Driver Selection Guide

Knockout Punch



PUNCH TYPE	DRIVE METHOD	CAPACITY	SIZE RANGE AVAILABLE	PAGES
Slug-Splitter®	Ratchet, Hydraulic or Battery	Up thru 10 gauge (3.5 mm) stainless steel or mild steel	.598" through 2.526" dia. (15.2 mm through 64 mm)	34-35
Slug-Buster®	Manual, Ratchet, Hydraulic or Battery	Up thru 10 gauge (3.5 mm) mild steel	.492" through 2.52" dia. (12.5 mm through 64.0 mm)	36-42
Standard Round	Manual, Ratchet, Hydraulic or Battery	Up thru 10 gauge (3.5 mm) mild steel and aluminum	1/2" through 5-5/8" dia. (12.7 through 143.7 mm)	43-47

Knockout Punch Driver



DRIVER TYPE	DESCRIPTION	KITS	PAGES
Battery-Powered or Corded Hydraulic Driver	<ul style="list-style-type: none"> Develops 6.7 tons of hydraulic force. Available with a choice of three battery chargers – 115, 230 or 12 volt. Punches up through 10 gauge (3.5 mm) mild steel with Greenlee standard and Slug-Buster knockout punches and 12 gauge (2.5 mm) stainless steel with Greenlee Slug-Splitter knockout punches. 	Available in kits with driver only or with driver and Slug-Buster knockout punches.	48-49
Hand Pump Hydraulic Driver with Ram	<ul style="list-style-type: none"> Powerful hydraulic ram develops 11 tons of hydraulic force. Punches up thru 10 gauge (3.5 mm) mild steel with Greenlee standard and Slug-Buster knockout punches and 10 gauge (3.5 mm) stainless steel with Greenlee Slug-Splitter knockout punches. 	Available in kits with driver only or with driver and either standard, Slug-Buster or Slug-Splitter knockout punches.	56
Foot Pump Hydraulic Driver with Ram	<ul style="list-style-type: none"> Foot operation frees both hands to operate punch. Powerful hydraulic ram develops 11 tons of hydraulic force. Punches up through 10 gauge (3.5 mm) mild steel with Greenlee Standard and Slug-Buster knockout punches and 10 gauge (3.5 mm) stainless steel with Greenlee Slug-Splitter knockout punches. 	Available in kits with driver only or with driver and either standard, Slug-Buster or Slug-Splitter knockout punches.	53
Quick Draw® Flex Hydraulic Driver	<ul style="list-style-type: none"> Allows unlimited driver orientation to simplify access to work area. Develops 8 tons of hydraulic force for easy punching. Punches up through 10 gauge (3.5 mm) mild steel with Greenlee Standard and Slug-Buster knockout punches and 10 gauge (3.5 mm) stainless steel with Greenlee Slug-Splitter knockout punches. 		51
Quick Draw 90° Hydraulic Driver	<ul style="list-style-type: none"> Right angle driver head rotates over 180 degrees for maximum flexibility in tight working areas. Develops 8 tons of hydraulic force for easy punching. Punches up through 10 gauge (3.5 mm) mild steel with Greenlee Standard and Slug-Buster knockout punches and 10 gauge (3.5 mm) stainless steel with Greenlee Slug-Splitter knockout punches. 	Available in kits with driver only or with driver and Slug-Buster knockout punches.	51
Quick Draw® Hydraulic Driver	<ul style="list-style-type: none"> Perfect for fast, straight-on front panel punching. Develops 8 tons of hydraulic force for easy punching. Punches up through 10 gauge (3.5 mm) mild steel with Greenlee Standard and Slug-Buster knockout punches and 10 gauge (3.5 mm) stainless steel with Greenlee Slug-Splitter knockout punches. 	Available in kits with driver only or with driver and Slug-Buster knockout punches.	51
High Leverage Ratchet Driver	<ul style="list-style-type: none"> Time saving ball bearing head punches faster than wrench method. Punches up through 10 gauge (3.5 mm) mild steel with Greenlee Standard Slug-Buster knockout punches and 16 gauge (1.5 mm) stainless steel with Greenlee Slug-Splitter knockout punches. 	Available in kits with driver only or with driver and Slug-Buster knockout punches.	39

USA Tel: 800.435.0786
Fax: 800.451.2632

Canada Tel: 800.435.0786
Fax: 800.524.2853

International Tel: +1.815.397.7070
Fax: +1.815.397.9247

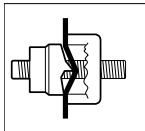
SLUG-SPLITTER® KNOCKOUTS

Slug-Splitter SC™ (Self-Centering) Knockout Punches 0.598" to 2.520"

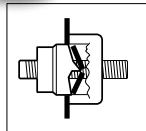


Designed for stainless steel applications

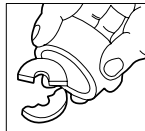
- Slug-Splitter heavy-duty punches are designed to punch up through 10 gauge (3.5 mm) stainless steel.
- Unique slug-splitting design and tool steel construction easily punch 10 gauge (3.5 mm) mild steel and stainless steel.
- Self-centering punch aligns itself on pilot hole. (Slug-Splitter SC)
- No need to draw crosshairs or line up die alignment marks. (Slug-Splitter SC)
- Unique punch profile also splits slugs for easier slug removal.
- Heavy-duty dies and stainless steel draw studs for longer life.
- Excellent abrasion resistance for punching fiberglass and plastic.
- Slug-Splitter punch units consist of: punch, die and draw stud. Check individual punch for specific capacity.
- U.S. Patent No. 4,543,722 for standard Slug-Splitters; Patent Pending for Self-centering Slug-Splitters SC.



Unique Slug-Splitter punch design creases slug as the punch is drawn into the die.



Slug is split in half as punching operation is completed.



Split slugs fall free from the die and stud.

SPECIFICATIONS

Capacity	Stainless steel up through 10 gauge (3.5 mm)
Application	10-gauge stainless steel, mild steel, fiberglass and plastic enclosures.
Hole Sizes	Conduit Sizes - Hole size is outside diameter of US conduit sizes. Example: 1/2" conduit size actually makes a 7/8" hole. Pg Sizes - European standard pipe sizes. ISO Sizes - International Standards Organization pipe sizes.
Operation	Operate with battery, hydraulic or high leverage ratchet driver only.

SLUG-SPLITTER SC (SELF CENTERING) KNOCKOUT PUNCHES

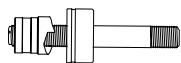
PUNCH CAT./UPC NO.	DIE CAT./UPC NO.	CONDUIT & PIPE	HOLE SIZE ACTUAL				CAPACITY STAINLESS STEEL		DRAW STUDS			
			Ø (INCH)	Ø (mm)	PG	ISO	GA.	(mm)	7804/7904	7646/7625	1904	
28154	28155	1/2"	7/8	0.885	22.5	16	-	10	3.5	29451	29451	30227
28156	28157	3/4"	-	1.115	28.3	21	-	10	3.5	31872	29452	12099
36490	36489	-	1-7/32	1.210	30.5	-	-	10	3.5	31872	29452	12099
28158	28159	1"	1-11/32	1.352	34.6	-	-	10	3.5	31872	29452	12099
28160	28161	1-1/4"	1-11/16	1.701	43.2	-	-	10	3.5	31872	29452	12099
28162	28163	1-1/2"	1-15/16	1.951	49.6	-	-	10	3.5	-	29452	12099
28165	28166	2"	2-3/8	2.416	61.5	-	-	10	3.5	-	29452	12099

STANDARD SLUG-SPLITTER KNOCKOUT PUNCHES

31117	31126	-	-	0.598	15.2	9	-	12	2.5	29451	29451	30227
04599	04598	-	-	0.638	16.2	-	16	12	2.5	29451	29451	30227
31119	31128	-	-	0.732	18.6	11	-	12	2.5	29451	29451	30227
31120	31129	-	-	0.803	20.4	13	20	12	2.5	29451	29451	30227
04602	04601	-	-	1.000	25.4	-	25	10	3.5	31872	29452	30227
04605	04603	-	-	1.280	32.5	-	32	10	3.5	31872	29452	12099
31122	31135	-	-	1.457	37.0	29	-	10	3.5	31872	29452	12099
04608	04607	-	-	1.595	40.5	-	40	10	3.5	31872	29452	12099
31123	31131	-	-	1.850	47.0	36	-	10	3.5	-	29452	12099
04611	04609	-	-	2.000	50.8	-	50	10	3.5	-	29452	12099
31124	31132	-	-	2.125	54.0	42	-	10	3.5	-	29452	12099
31125	31133	-	-	2.362	60.0	48	-	10	3.5	-	29452	12099
04614	04613	-	-	2.520	64.0	-	63	10	3.5	-	29452	12099

* 16 ga. stainless steel capacity with ratchet driver.

PUNCH UNIT



PUNCH UNIT - INCLUDES PUNCH, DIE & DRAW		CONDUIT & PIPE SIZE	HOLE SIZE ACTUAL			CAPACITY STAINLESS STEEL		WEIGHT		DRIVER				DRAW STUD
CAT. NO.	UPC NO.		Ø INCH	Ø mm	GA	mm	LBS.	kg	1904	7804/7904	LS60*/CLC60	7646/7625		
745R-1/2	30384	1/2"	7/8	.885	22.5	16	1.5	.6	.27	x				30227
745H-1/2	29560	1/2"	7/8	.885	22.5	10	3.5	.7	.32		x	x	x	29451
740H-1-7/32 Oil Tight	29563	—	1-7/32	1.210	30.5	10	3.5	1.2	.54		x	x	x	29452

* Battery-Powered or Corded Knockout Punch Driver

R = REPLACEMENT PART **A** = ACCESSORY

SLUG-SPLITTER SC™ KNOCKOUT KITS

Slug-Splitter SC Ram and Hand Pump Hydraulic Driver Punch Kits

Designed for stainless steel applications



7506 Punch Kit



7307 Punch Kit (driver not included)



744 Punch Kit (driver not included)

All Kits Feature:

- Slug-Splitter SC (Self Centering) knockout punches with capacities up through 10 gauge (3.5 mm) stainless steel. Refer to individual punch capacity ratings.
- Self-centering punch aligns itself on pilot hole. (Slug-Splitter SC)
- No need to draw crosshairs or line up die alignment marks. (Slug-Splitter SC)

7506 Kit Features

- Fast, easy and simple to operate.
- Compact design makes this a perfect choice for use on construction sites and maintenance jobs.
- Will also drive 751 Cable Cutter head.
- Powerful 11-ton hydraulic ram.
- 3-foot hose.

CAT. NO.	UPC NO.	DESCRIPTION	WEIGHT	
			LBS.	kg.
744	29619	1/2" through 1-1/4" Conduit Size Slug-Splitter SC Knockout Punch Kit	5	2.3
7307	29528	1/2" through 2" Conduit Size Slug-Splitter SC Knockout Punch Kit	10.4	4.7
7506	30385	1/2" through 2" Conduit Size Slug-Splitter SC Knockout Punch Kit with Hydraulic Ram and Hand Pump	32	14.5

SPECIFICATIONS

Operation	Description
7307/29528	Quick Draw, Quick Draw 90 and Quick Draw Flex Hydraulic Drivers, Battery-Powered Drivers, 7646 and 7625 Ram-Type Drivers.
744/29619	Quick Draw, Quick Draw 90 and Quick Draw Flex Hydraulic Drivers, Battery-Powered Drivers, 7646 and 7625 Ram-Type Drivers.
7506/30385	Hydraulic Ram and Hand Pump included.

NOTE: See Slug-Splitter® knockout punch units on page 34 for list of individual punches, dies and draw studs.

CAT. NO.	UPC NO.	DESCRIPTION	CONDUIT & PIPE SIZE	HOLE SIZE		CAPACITY		KIT CAT./UPC NO.			
				ACTUAL		STAINLESS STEEL		744/	7307/	7506/	
				Ø INCH	Ø mm	GA	mm	29619	29528	30385	
28154	28154	1/2" Conduit Size Punch	1/2"	7/8	.885	22.5	10	3.5	✓	✓	✓
28155	28155	1/2" Conduit Size Die	1/2"	7/8	.885	22.5	10	3.5	✓	✓	✓
28156	28156	3/4" Conduit Size Punch	3/4"	—	1.115	28.3	10	3.5	✓	✓	✓
28157	28157	3/4" Conduit Size Die	3/4"	—	1.115	28.3	10	3.5	✓	✓	✓
36490	36490	1-7/32" Punch Oiltight	—	1-7/32	1.210	30.5	10	3.5		✓	
36489	36489	1-7/32" Die Oiltight	—	1-7/32	1.210	30.5	10	3.5		✓	
28158	28158	1" Conduit Size Punch	1"	1-11/32	1.362	34.6	10	3.5	✓	✓	✓
28159	28159	1" Conduit Size Die	1"	1-11/32	1.362	34.6	10	3.5	✓	✓	✓
28160	28160	1-1/4" Conduit Size Punch	1-1/4"	1-11/16	1.701	43.2	10	3.5	✓	✓	✓
28161	28161	1-1/4" Conduit Size Die	1-1/4"	1-11/16	1.701	43.2	10	3.5	✓	✓	✓
28162	28162	1-1/2" Conduit Size Punch	1-1/2"	1-15/16	1.951	49.6	10	3.5		✓	✓
28163	28163	1-1/2" Conduit Size Die	1-1/2"	1-15/16	1.951	49.6	10	3.5		✓	✓
28165	28165	2" Conduit Size Punch	2"	2-3/8	2.416	61.5	10	3.5		✓	✓
28166	28166	2" Conduit Size Die	2"	2-3/8	2.416	61.5	10	3.5		✓	✓
29451	29451	7/16" x 4-1/4" Draw Stud							✓	✓	✓
29452	29452	3/4" x 5-1/2" Draw Stud								✓	✓
29529	29529	Metal Case								✓	
19193	19193	Metal Case							✓		
31068	31068	Metal Case									✓
746SS	30387	Ram (includes 1 each of the following 3 items)									✓
29452	29452	3/4" x 5-1/2" Draw Stud									✓
54167	54167	1/4" Female Coupler									✓
54168	54168	Dust Plug									✓
15908	15908	Spacer Group (includes 1 each of the following 3 items)									✓
1924AA	03248	Spacer-Short									✓
1925AA	03249	Spacer-Medium									✓
1926AA	06904	Spacer-Long									✓
767	13284	Hydraulic Hand Pump									✓
38316	38316	High Pressure Hose Unit—1/4" x 3' (includes 1 each of the following 3 items)									✓
54169	54169	1/4" Male Coupler									✓
54170	54170	Dust Cap									✓
06302	06302	High Pressure Hose—1/4" x 3'									✓

R = REPLACEMENT PART **A** = ACCESSORY

SLUG-BUSTER® KNOCKOUTS

Slug-Buster SC® (Self-Centering)



- Save time and ensure accuracy! Self-centering punch aligns itself on pilot hole.
- No need to draw crosshairs or line up die alignment marks.
- Unique punch also splits slugs for easier slug removal.
- US Patent No. 6,973,729



PUNCH UNIT		CONDUIT & PIPE SIZE	HOLE SIZES		WEIGHT OF PUNCH UNIT		PUNCH ONLY		DIE ONLY		STUD ONLY	
CAT NO.	UPC		INCH	MM	LBS.	G	CAT NO.	UPC	CAT NO.	UPC	CAT NO.	UPC
77U-1/2*	10801	1/2"	.885	22.2	0.3	137	77P-1/2	11361	14722	14722	00042	00042
							77P-1/2P*	11261	14722P*	01992	00042	00042
77U-3/4*	10802	3/4"	1.115	28.3	0.8	363	77P-3/4	11362	124AV	06972	294AVBB	04040
							77-3/4P*	11262	124AVP*	01993	294AVBBP*	01987
10807*	10807	-	1.21	30.5	0.9	408	11357	11357	3627B	3627B	294AVBB	04040
77U-1*	10803	1"	1.362	34.6	1	454	77P-1	11363	126AV	04011	394AVBB	04040
							77P-1P*	11263	126AVP*	01994	294AVBBP	01987
77U-1-1/4*	10804	1-1/4"	1.701	43.2	1.3	590	77P-1-1/4	11364	128AV	04013	294AVBB	04040
							77P-1-1/4P*	11264	128AVP*	01995	294AVBBP*	01987
77U-1-1/2*	10805	1-1/2"	1.951	49.6	2.1	953	77P-1-1/2	11365	440AV	04061	304AVBB	04042
							77P-1-1/2P*	11265	440AVP*	01996	304AVBBP*	01988
77U-2*	10806	2"	2.416	61.4	2.3	1043	77P-2	11366	442AV	04063	304AVBB	04042
							77P-2P*	11266	442AVP*	01997	304AVBBP*	01988
10800	10800	1/2"-2" Kit	-	-	-	-	-	-	-	-	-	-

*POP Packaged

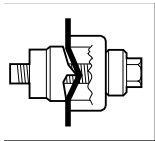
10800 Slug-Buster SC Knockout Kit Includes

CAT NO.	UPC NO.	DESCRIPTION	CONDUIT SIZE	HOLE SIZES
77P-1/2	11361	1/2" Punch Buster, SC	1/2"	.885
14722	14722	1/2" Die Rd.	1/2"	.885
77P-3/4	11362	3/4" Punch Buster, SC	3/4"	1.115
124AV	06972	3/4" Die Rd.	3/4"	1.115
77P-1	11363	1" Punch Buster, SC	1"	1.362
126AV	04011	1" Die Rd.	1"	1.362
77P-1-1/4	11364	1-1/4" Punch Buster, SC	1-1/4"	1.701
128AV	04013	1-1/4" Die Rd.	1-1/4"	1.701
77P-1-1/2	11365	1-1/2" Punch Buster, SC	1-1/2"	1.951
440AV	04061	1-1/2" Die Rd.	1-1/2"	1.951
77P-2	11366	2" Punch Buster, SC	2"	2.416
442AV	04063	2" Die Rd.	2"	2.416

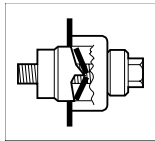
Slug-Buster® Knockout Punches 0.492" to 2.520"



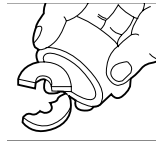
- The contractor's choice – worldwide.
- Unique punch profile also splits slugs for easier slug removal.
- Use with battery-powered, hydraulic, ratchet or manual drivers.
- Uses standard Greenlee dies and draw studs.
- Slug Buster punches available in sizes up thru 2.52" (64.0 mm).
- U.S.Patent #4,543,722 for Slug-Buster.



Unique Slug-Buster punch design creases slug as the punch is drawn into the die.



Slug is split in half as punching operation is completed.

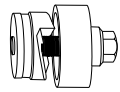


Split slugs fall free from the die and stud.

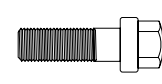
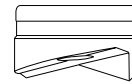
SPECIFICATIONS

Capacity	Mild steel up through 10 gauge (3.5 mm).
Application	Punch mild steel, aluminum, fiberglass and plastic.
Hole Sizes	Conduit Sizes- Hole size is outside diameter of US conduit sizes. i.e 1/2" conduit actually 7/8". Pg Sizes-European standard pipe sizes. ISO Sizes- International Standards Organization pipe sizes.
Operation	Battery, hydraulic, ratchet or manual drivers. When used with ratchet, hydraulic or battery drivers, buy the punch and die only; the draw stud is part of the driver kit.

PUNCH UNIT



REPLACEMENT PARTS



PUNCH UNIT INCLUDES PUNCH, DIE AND DRAW STUD		CONDUIT & PIPE SIZE	HOLE SIZE ACTUAL			CAPACITY MILD STEEL			WEIGHT		REPLACEMENT PUNCH		REPLACEMENT DIE		REPLACEMENT MANUAL DRAW STUD		
CAT. NO.	UPC NO.		Ø INCH	Ø mm	PG	ISO	GA.	mm	LBS.	g	CAT. NO.	UPC NO.	CAT. NO.	UPC NO.	CAT. NO.	UPC NO.	
06727	06727	—	—	0.492	12.5	7	12	16	1.5	0.3	137	06728	06728	06729	06729	1675AV	04218
7211EBB-15.2	31989	—	—	0.598	15.2	9	—	14	2.0	0.3	137	31969	31969	32002	32002	00042	00042
35177	35177	—	—	0.638	16.2	—	16	14	2.0	0.3	137	35163	35163	35162	35162	00042	00042
7211EBB-18.6	31990	—	—	0.732	18.6	11	—	14	2.0	0.3	137	31970	31970	32003	32003	00042	00042
7211EBB-20.4	31991	—	—	0.803	20.4	13	20	14	2.0	0.3	137	31971	31971	32004	32004	00042	00042
7211BB-1/2	31962	1/2"	7/8	0.885	22.5	16	—	10	3.5	0.3	137	721-1/2	31756	14722	14722	00042	00042
◇	◇	1/2"	7/8	0.885	22.5	16	—	10	3.5	—	—	721-1/2P◇	01980	14722P◇	01992	00042P	06678
35178	35178	—	1	1.000	25.4	—	25	14	2.0	0.5	227	35165	35165	35164	35164	00042P	00042P
7211BB-3/4	31963	3/4"	—	1.115	28.3	—	—	10	3.5	0.8	363	721-3/4	31757	124AV	06972	249AVBB	04040
◇	◇	3/4"	—	1.115	28.3	—	—	10	3.5	—	—	721-3/4P◇	01981	124AVP◇	01993	249AVBBP◇	01987
7211EBB-28.3	31993	—	—	1.115	28.3	21	—	14	2.0	0.5	227	31973	31973	32006	32006	00042	00042
60246	60246	—	1-7/32	1.210	30.5	—	—	10	3.5	0.6	273	60237	60237	36278	36278	249AVBB	04040
36508	36508	—	1-7/32	1.210	30.5	—	—	14	2.0	0.6	273	36284	36284	36279	36279	00042	00042
35179	35179	—	—	1.280	32.5	—	32	10	3.5	0.8	363	35169	35169	35168	35168	249AVBB	04040
7211BB-1	31964	1"	—	1.362	34.6	—	—	10	3.5	1	454	721-1	31758	126AV	04011	249AVBB	04040
◇	◇	1"	—	1.362	34.6	10	—	10	3.5	—	—	721-1P◇	01982	126AVP◇	01994	249AVBBP◇	01987
7211EBB-37	31995	—	—	1.457	37.0	29	—	10	3.5	1.2	545	31975	31975	32008	32008	249AVBB	04040
35180	35180	—	—	1.595	40.5	—	40	10	3.5	1.2	545	35158	35158	35159	35159	249AVBB	04040
7211BB-1-1/4	31965	1-1/4"	—	1.701	43.2	—	—	10	3.5	1.3	590	721-1-1/4	31759	128AV	04013	249AVBB	04040
◇	◇	1-1/4"	—	1.701	43.2	—	—	10	3.5	—	—	721-1-1/4P◇	01983	128AVP◇	01995	249AVBBP◇	01987
7211EBB-47	31996	—	—	1.850	47.0	36	—	10	3.5	1.9	862	31976	31976	32009	32009	304AVBB	04042
7211BB-1-1/2	31966	1-1/2"	—	1.951	49.6	—	—	10	3.5	2.1	953	721-1-1/2	31760	440AV	04061	304AVBB	04042
◇	◇	1-1/2"	—	1.951	49.6	—	—	10	3.5	—	—	721-1-1/2P◇	01984	440AVP◇	01996	304AVBBP◇	01988
35181	35181	—	2	2.000	50.8	—	50	10	3.5	2.3	1043	35160	35160	35161	35161	304AVBB	04042
36171	36171	—	2-1/8	2.125	54.0	42	—	10	3.5	2.5	1134	36172	36172	36173	36173	304AVBB	04042
7211EBB-60	31998	—	—	2.362	60.0	48	—	10	3.5	2.8	1270	31978	31978	32011	32011	304AVBB	04042
7211BB-2	31967	2"	2-3/8	2.416	61.5	—	—	10	3.5	3.2	1452	721-2	31761	442AV	04063	304AVBB	04042
◇	◇	2"	2-3/8	2.416	61.5	—	—	10	3.5	—	—	721-2P◇	01985	442AVP◇	01997	304AVBBP◇	01988
35182	35182	—	—	2.520	64.0	—	63	10	3.5	3.4	1542	35167	35167	35166	35166	304AVBB	04042

◇ Individually Packaged in Point of Purchase clamshell for display opportunities

SLUG-BUSTER® KNOCKOUT KITS

Slug-Buster Manual Knockout Kits



7235BB

- Assortment of commonly used Slug-Buster knockout punches, packaged to meet the contractor's needs.
- High-impact, rugged plastic carrying case.



7237BB

CAT. NO.	UPC NO.	DESCRIPTION	CAPACITY			
			MILD STEEL		WEIGHT	
			GA	mm	LBS.	kg.
7235BB	32013	1/2" - 1-1/4" Conduit Size Manual Slug-Buster Knockout Punch Kit	10	3.5	2.7	1.2
7237BB	32014	1-1/2" and 2" Conduit Size Manual Slug-Buster Knockout Punch Kit	10	3.5	5.2	2.4

7235BB/32013 SLUG-BUSTER KNOCKOUT PUNCH KIT INCLUDES

CAT. NO.	UPC NO.	DESCRIPTION	HOLE SIZE ACTUAL			
			Ø INCH	Ø mm	PG	
721-1/2	31756	1/2" Conduit Size Punch	7/8	.885	22.5	16
14722	14722	1/2" Conduit Size Die	7/8	.885	22.5	16
00042	00042	Draw Stud-3/8" x 1-5/8"				
721-3/4	31757	3/4" Conduit Size Punch	—	1.115	28.3	—
124AV	06972	3/4" Conduit Size Die	—	1.115	28.3	—
721-1	31758	1" Conduit Size Punch	—	1.362	34.6	—
126AV	04011	1" Conduit Size Die	—	1.362	34.6	—
721-1-1/4	31759	1-1/4" Conduit Size Punch	—	1.701	43.2	—
128AV	04013	1-1/4" Conduit Size Die	—	1.701	43.2	—
249AVBB	04040	Draw Stud-3/4" x 2-1/8"				
31880	31880	Plastic Case				

7237BB/32014 SLUG-BUSTER KNOCKOUT PUNCH KIT INCLUDES

CAT. NO.	UPC NO.	DESCRIPTION	HOLE SIZE ACTUAL			
			Ø INCH	Ø mm	PG	
721-1-1/2	31760	1-1/2" Conduit Size Punch	—	1.951	49.6	—
440AV	04061	1-1/2" Conduit Size Die	—	1.951	49.6	—
721-2	31761	2" Conduit Size Punch	2-3/8	2.416	61.5	—
442AV	04063	2" Conduit Size Die	2-3/8	2.416	61.5	—
304AVBB	04042	Draw Stud-3/4" x 2-15/16"				
32012	32012	Plastic Case				

International Tel: +1.815.397.7070
Fax: +1.815.397.9247

Canada Tel: 800.435.0786
Fax: 800.524.2853

USA Tel: 800.435.0786
Fax: 800.451.2632

Slug-Buster Ratchet Punch Driver Kits



1906SB

- Time-saving ball bearing head punches faster than wrench method.
- Requires less than half the force of conventional ratchet drivers.
- Punches up through 10 gauge (3.5 mm) mild steel with Greenlee Standard and Slug-Buster punches; and 16 gauge (1.5 mm) stainless steel with Greenlee Slug-Splitter® punches.
- Ratchet action allows for use in confined areas.
- Unique design eliminates stud rotation during punching – lowers the strain on studs.
- Steel carrying case.

CAT. NO.	UPC NO.	DESCRIPTION	WEIGHT	
			LBS.	kg.
1904	30216	Basic High Leverage Ratchet Driver with Three Draw Studs and Case	14	6.4
1906SB	34357	High Leverage Ratchet Driver with 1/2" through 2" Slug-Buster Conduit Size Punches, Dies, Draw Studs and Case	20	9.1

CAT. NO.	UPC NO.	DESCRIPTION	HOLE SIZE						KIT CAT./UPC NO.	
			CONDUIT & PIPE SIZE	ACTUAL		CAPACITY MILD STEEL		1904/30216	1906SB/34357	
				Ø INCH	Ø mm	GA	mm			
721-1/2	31756	1/2" Conduit Size Slug-Buster® Punch	1/2"	7/8	0.885	22.5	10	3.5		✓
14722	14722	1/2" Conduit Size Die	1/2"	7/8	0.885	22.5	10	3.5		✓
721-3/4	31757	3/4" Conduit Size Slug-Buster Punch	3/4"	—	1.115	28.3	10	3.5		✓
124AV	06972	3/4" Conduit Size Die	3/4"	—	1.115	28.3	10	3.5		✓
721-1	31758	1" Conduit Size Slug-Buster Punch	1"	—	1.362	34.6	10	3.5		✓
126AV	04011	1" Conduit Size Die	1"	—	1.362	34.6	10	3.5		✓
721-1-1/4	31759	1-1/4" Conduit Size Slug-Buster Punch	1-1/4"	1-11/16	1.701	43.2	10	3.5		✓
128AV	04013	1-1/4" Conduit Size Die	1-1/4"	1-11/16	1.701	43.2	10	3.5		✓
721-1-1/2	31760	1-1/2" Conduit Size Slug-Buster Punch	1-1/2"	1-15/16	1.951	49.6	10 *	3.5		✓
440AV	04061	1-1/2" Conduit Size Die	1-1/2"	1-15/16	1.951	49.6	10 *	3.5		✓
721-2	31761	2" Conduit Size Slug-Buster Punch	2"	2-3/8	2.416	61.5	10 *	3.5		✓
442AV	04063	2" Conduit Size Die	2"	2-3/8	2.416	61.5	10 *	3.5		✓
12097	12097	Draw Stud – 3/8" x 2-15/16"							✓	✓
12099	12099	Draw Stud – 3/4" x 4-3/4"							✓	✓
30227	30227	Draw Stud – 7/16" x 3-5/8"							✓	
30228	30228	Steel Case							✓	✓
20495	20495	Ratchet wrench only							✓	✓
30225	30225	Handle							✓	✓

Punches and Dies

Draw Studs and Misc.

Holemaking

USA Tel: 800.435.0786
Fax: 800.451.2632

Canada Tel: 800.435.0786
Fax: 800.524.2853

International Tel: +1.815.397.7070
Fax: +1.815.397.9247

R = REPLACEMENT PART A = ACCESSORY

Slug-Buster® Knockout Kit with Ratchet Wrench



- 1" Hex Ratchet Wrench allows use with both 3/8" (9.5 mm) and 3/4" (19.1 mm) draw studs.
- High-impact, rugged plastic carrying case.

CAT. NO.	UPC NO.	DESCRIPTION	CAPACITY			
			MILD STEEL		WEIGHT	
			GA	mm	LBS.	kg.
7238SB	34757	1/2" – 2" Conduit Size Slug-Buster Knockout Punch Kit	10	3.5	10	4.54

7238SB/34757 SLUG-BUSTER® KNOCKOUT PUNCH KIT INCLUDES

CAT. NO.	UPC NO.	DESCRIPTION	HOLE SIZE ACTUAL			
			Ø INCH	Ø mm	PG	
34941	34941 R	Ratchet wrench – 1" Hex				
721-1/2	31756 R	1/2" Conduit Size Punch	7/8	.885	22.5	16
14722	14722 R	1/2" Conduit Size Die	7/8	.885	22.5	16
721-3/4	31757 R	3/4" Conduit Size Punch	—	1.115	28.3	—
124AV	06972 R	3/4" Conduit Size Die	—	1.115	28.3	—
721-1	31758 R	1" Conduit Size Punch	—	1.362	34.6	—
126AV	04011 R	1" Conduit Size Die	—	1.362	34.6	—
721-1-1/4	31759 R	1-1/4" Conduit Size Punch	—	1.701	43.2	—
128AV	04013 R	1-1/4" Conduit Size Die	—	1.701	43.2	—
721-1-1/2	31760 R	1-1/2" Conduit Size Punch	—	1.951	49.6	—
440AV	04061 R	1-1/2" Conduit Size Die	—	1.951	49.6	—
721-2	31761 R	2" Conduit Size Punch	2-3/8	2.416	61.5	—
442AV	04063 R	2" Conduit Size Die	2-3/8	2.416	61.5	—
00042	00042 R	Ball Bearing Draw Stud with 1" Hex Head–3/8" x 1-5/8"				
304AVBB	04042 R	Ball Bearing Draw Stud–3/4" x 2-15/16"				
34758	34758 R	Plastic Case				

International Tel: +1.815.397.7070
Fax: +1.815.397.9247

Canada Tel: 800.435.0786
Fax: 800.524.2853

USA Tel: 800.435.0786
Fax: 800.451.2632

Slug-Buster® Knockout Kit with Ratchet Wrench - Metric



- 1" (25.4 mm) hex ratchet wrench allows use with both 3/8" (9.5 mm) and 3/4" (19.1 mm) draw studs.
- 3/8" (9.7 mm) Kwik Stepper® step bit included.
- High-impact, rugged plastic carrying case.

CAT. NO.	UPC NO.	DESCRIPTION	WEIGHT	
			LBS.	kg.
36690	36690	Pg-9 through 30.5 mm Manual Slug-Buster Metric Knockout Punch Kit	4.7	2.1
36691	36691	Pg-9 through Pg-48 and 30.5 mm Manual Slug-Buster Metric Knockout Punch Kit	9	4.1
36692	36692	ISO-16 through ISO-40 Manual Slug-Buster Metric Knockout Punch Kit	5.6	2.5
36693	36693	ISO-16 through ISO-63 Manual Slug-Buster Metric Knockout Punch Kit	9	4.1

CAT. NO.	UPC NO.	DESCRIPTION	HOLE SIZE				CAPACITY MILD STEEL		KIT CAT./UPC NO.				
			ACTUAL		PG	ISO	GA	mm	36690	36691	36692	36693	
			Ø INCH	Ø mm									
31969	31969	Slug-Buster Punch	—	0.598	15.2	9	—	14	2.0	✓	✓		
32002	32002	Die	—	0.598	15.2	9	—	14	2.0	✓	✓		
31970	31970	Slug-Buster Punch	—	0.732	18.6	11	—	14	2.0	✓	✓		
32003	32003	Die	—	0.732	18.6	11	—	14	2.0	✓	✓		
31971	31971	Slug-Buster Punch	—	0.803	20.4	13	20	14	2.0	✓	✓	✓	✓
32004	32004	Die	—	0.803	20.4	13	20	14	2.0	✓	✓	✓	✓
721-1/2	31756	Slug-Buster Punch	7/8	0.885	22.5	16	—	10	3.5	✓	✓		
14722	14722	Die	7/8	0.885	22.5	16	—	10	3.5	✓	✓		
31973	31973	Slug-Buster Punch	—	1.115	28.3	21	—	14	2.0	✓	✓		
32006	32006	Die	—	1.115	28.3	21	—	14	2.0	✓	✓		
36284	36284	30.5 mm Slug-Buster Punch	1-7/32	1.210	30.5	—	—	14	2.0	✓	✓		
36279	36279	30.5 mm Die	1-7/32	1.210	30.5	—	—	14	2.0	✓	✓		
31975	31975	Slug-Buster Punch	—	1.457	37.0	29	—	10	3.5		✓		
32008	32008	Die	—	1.457	37.0	29	—	10	3.5		✓		
31976	31976	Slug-Buster Punch	—	1.850	47.0	36	—	10	3.5		✓		
32009	32009	Die	—	1.850	47.0	36	—	10	3.5		✓		
31978	31978	Slug-Buster Punch	—	2.362	60.0	48	—	10	3.5		✓		
32011	32011	Die	—	2.362	60.0	48	—	10	3.5		✓		
35163	35163	ISO-16 Slug-Buster Punch	—	0.638	16.2	—	16	14	2.0			✓	✓
35162	35162	ISO-16 Die	—	0.638	16.2	—	16	14	2.0			✓	✓
35165	35165	ISO-25 Slug-Buster Punch	1	1.000	25.4	—	25	14	2.0			✓	✓
35164	35164	ISO-25 Die	1	1.000	25.4	—	25	14	2.0			✓	✓
35169	35169	ISO-32 Slug-Buster Punch	—	1.280	32.5	—	32	10	3.5			✓	✓
35168	35168	ISO-32 Die	—	1.280	32.5	—	32	10	3.5			✓	✓
35158	35158	ISO-40 Slug-Buster Punch	—	1.595	40.5	—	40	10	3.5			✓	✓
35159	35159	ISO-40 Die	—	1.595	40.5	—	40	10	3.5			✓	✓
35160	35160	ISO-50 Slug-Buster Punch	2	2.000	50.8	—	50	10	3.5				✓
35161	35161	ISO-50 Die	2	2.000	50.8	—	50	10	3.5				✓
35167	35167	ISO-63 Slug-Buster Punch	2-1/2	2.500	63.5	—	63	10	3.5				✓
35166	35166	ISO-63 Die	2-1/2	2.500	63.5	—	63	10	3.5				✓
249AVBB	04040	Draw Stud – 3/4" x 2-1/8"										✓	
304AVBB	04042	Draw Stud – 3/4" x 2-15/16"									✓		✓
36018	36018	Kwik Stepper® Step Bit 9.7 mm								✓	✓	✓	✓
34941	34941	Ratchet Wrench – 1" Hex								✓	✓	✓	✓
00042	00042	Ball Bearing Drive Nut with 1" Hex Head, 3/8" x 3"								✓	✓	✓	✓
36685	36685	Plastic Case								✓	✓	✓	✓

Punches and Dies

Draw Studs and Misc.

R = REPLACEMENT PART A = ACCESSORY

Slug-Buster® Knockout Punch Kits for Ratchet/Hydraulic Drivers

Holemaking



- Packaged in carton for easy insertion into your existing case.
- Replacement punch kits for battery-powered, hydraulic and ratchet drivers.

CAT. NO.	UPC NO.	DESCRIPTION	WEIGHT	
			LBS.	kg.
7216	32017	1/2" - 2" Conduit Size Knockout Punch and Die Kit	5.5	2.5
7214E	32398	Pg-9 through 30.5 mm Slug-Buster Pg Punch Kit	1.3	.6
7215E	32803	Pg-9 through Pg-48 and 30.5 mm Slug-Buster Pg Punch Kit	5.1	2.3
35617	35617	ISO-16 through ISO-40 Slug-Buster ISO Punch Kit	1.6	.7
06892	06892	ISO-16 through ISO-63 Slug-Buster ISO Punch Kit	5.5	2.5

CAT. NO.	UPC NO.	DESCRIPTION	HOLE SIZE						CAPACITY-		KIT CAT./UPC NO.				
			CONDUIT & PIPE SIZE	ACTUAL		PG	ISO	MILD STEEL		7216/32017	7214E/32398	7215E/32803	35617	06892	
				Ø INCH	Ø mm			GA	mm						
721-1/2	31756	1/2" Conduit Size Punch	1/2"	7/8	.885	22.5	16	—	10	3.5	✓	✓	✓		
14722	14722	1/2" Conduit Size Die	1/2"	7/8	.885	22.5	16	—	10	3.5	✓	✓	✓		
721-3/4	31757	3/4" Conduit Size Punch	3/4"	—	1.115	28.3	—	—	10	3.5	✓				
124AV	06972	3/4" Conduit Size Die	3/4"	—	1.115	28.3	—	—	10	3.5	✓				
721-1	31758	1" Conduit Size Punch	1"	—	1.362	34.6	—	—	10	3.5	✓				
126AV	04011	1" Conduit Size Die	1"	—	1.362	34.6	—	—	10	3.5	✓				
721-1-1/4	31759	1-1/4" Conduit Size Punch	1-1/4"	—	1.701	43.2	—	—	10	3.5	✓				
128AV	04013	1-1/4" Conduit Size Die	1-1/4"	—	1.701	43.2	—	—	10	3.5	✓				
721-1-1/2	31760	1-1/2" Conduit Size Punch	1-1/2"	—	1.951	49.6	—	—	10	3.5	✓				
440AV	04061	1-1/2" Conduit Size Die	1-1/2"	—	1.951	49.6	—	—	10	3.5	✓				
721-2	31761	2" Conduit Size Punch	2"	2-3/8	2.416	61.5	—	—	10	3.5	✓				
442AV	04063	2" Conduit Size Die	2"	2-3/8	2.416	61.5	—	—	10	3.5	✓				
31969	31969	Punch	—	—	.598	15.2	9	—	14	2.0		✓	✓		
32002	32002	Die	—	—	.598	15.2	9	—	14	2.0		✓	✓		
31970	31970	Punch	—	—	.732	18.6	11	—	14	2.0		✓	✓		
32003	32003	Die	—	—	.732	18.6	11	—	14	2.0		✓	✓		
31971	31971	Punch	—	—	.803	20.4	13	20	14	2.0		✓	✓	✓	✓
32004	32004	Die	—	—	.803	20.4	13	20	14	2.0		✓	✓	✓	✓
31973	31973	Punch	—	—	1.115	28.3	21	—	14	2.0		✓	✓		
32006	32006	Die	—	—	1.115	28.3	21	—	14	2.0		✓	✓		
36284	36284	30.5 mm Punch	—	1-7/32	1.210	30.5	—	—	14	3.5		✓	✓		
36279	36279	30.5 mm Die	—	1-7/32	1.210	30.5	—	—	14	3.5		✓	✓		
31975	31975	Punch	—	—	1.457	37.0	29	—	10	3.5			✓		
32008	32008	Die	—	—	1.457	37.0	29	—	10	3.5			✓		
31976	31976	Punch	—	—	1.850	47.0	36	—	10	3.5			✓		
32009	32009	Die	—	—	1.850	47.0	36	—	10	3.5			✓		
31978	31978	Punch	—	—	2.362	60.0	48	—	10	3.5			✓		
32011	32011	Die	—	—	2.362	60.0	48	—	10	3.5			✓		
35163	35163	ISO-16 Punch	—	—	0.638	16.2	—	16	14	2.0				✓	✓
35162	35162	ISO-16 Die	—	—	0.638	16.2	—	16	14	2.0				✓	✓
35165	35165	ISO-25 Punch	—	1	1.000	25.4	—	25	14	2.0				✓	✓
35164	35164	ISO-25 Die	—	1	1.000	25.4	—	25	14	2.0				✓	✓
35169	35169	ISO-32 Punch	—	—	1.280	32.5	—	32	10	3.5				✓	✓
35168	35168	ISO-32 Die	—	—	1.280	32.5	—	32	10	3.5				✓	✓
35158	35158	ISO-40 Punch	—	—	1.595	40.5	—	40	10	3.5				✓	✓
35159	35159	ISO-40 Die	—	—	1.595	40.5	—	40	10	3.5				✓	✓
35160	35160	ISO-50 Punch	—	2	2.000	50.8	—	50	10	3.5					✓
35161	35161	ISO-50 Die	—	2	2.000	50.8	—	50	10	3.5					✓
35167	35167	ISO-63 Punch	—	—	2.520	64.0	—	63	10	3.5					✓
35166	35166	ISO-63 Die	—	—	2.520	64.0	—	63	10	3.5					✓

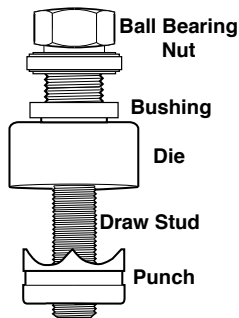
 International Tel: +1.815.397.7070
 Fax: +1.815.397.9247

 Canada Tel: 800.435.0786
 Fax: 800.524.2853

 USA Tel: 800.435.0786
 Fax: 800.451.2632

STANDARD KNOCKOUT PUNCHES


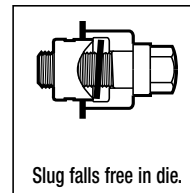
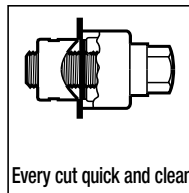
Standard Round Knockout Punches 0.5" to 5.675"



- Round standard metal punch units are complete units consisting of punch, die and draw stud.
- Use with battery-powered, hydraulic, ratchet or manual drivers.
- Properly assembled through pilot holes, they will make clean, fast and accurate holes.

SPECIFICATIONS

Capacity	Mild steel up through 10 gauge (3.5 mm).
Application	Punch mild steel, aluminum, fiberglass and plastic.
Hole Sizes	Conduit Sizes - Hole size is outside diameter of US conduit sizes. Example: 1/2" conduit size punch actually makes a 7/8" hole. Pg Sizes - European standard pipe sizes. ISO Sizes - International Standards Organization pipe sizes.
Operation	Operate with battery-powered, hydraulic, ratchet or manual drivers. When used with battery-powered, hydraulic, or ratchet drivers buy the punch and die only; the draw stud is part of the driver kit.



STANDARD KNOCKOUT PUNCH KITS

Standard Round Manual Knockout Punch Kits



737BB



735BB

Wrenches Sold Separately
for kits 737BB, 735BB and 7304BB



7304 For 11 Ton
Hydraulic Drivers

- Assortment of commonly used round standard knockout punches, packaged to meet the contractor's needs.
- High-impact, rugged plastic carrying case.

CAT. NO.	UPC NO.	DESCRIPTION	CAPACITY		WEIGHT	
			MILD STEEL		LBS.	kg.
735BB	19973	1/2" - 1-1/4" Conduit Size Knockout Punch Kit (Manual Round Standard)	10	3.5	2.5	1.1
737BB	19974	1-1/2" - 2" Conduit Size Knockout Punch Kit (Manual Round Standard)	10	3.5	4.4	2.0
7304	02815	Standard Punches and Dies (no draw studs) for 2-1/2" through 4" Conduit, in Plastic Case	10	3.5	21	9.5

735BB/19973 KNOCKOUT PUNCH KIT INCLUDES

CAT. NO.	UPC NO.	DESCRIPTION	HOLE SIZE	
			ACTUAL Ø INCH	Ø mm
721-1/2	31756	R 1/2" Conduit Size Slug-Buster® Punch	7/8	0.885 22.5
14722	14722	R 1/2" Conduit Size Die	7/8	0.885 22.5
00042	00042	R 3/8" x 1-9/16" Draw Stud		
123AV	04008	R 3/4" Conduit Size Punch	—	1.115 28.3
124AV	06972	R 3/4" Conduit Size Die	—	1.115 28.3
125AV	04010	R 1" Conduit Size Punch	—	1.362 34.6
126AV	04011	R 1" Conduit Size Die	—	1.362 34.6
127AV	06974	R 1-1/4" Conduit Size Punch	1-11/16	1.701 43.2
128AV	04013	R 1-1/4" Conduit Size Die	1-11/16	1.701 43.2
249AVBB	04040	R 3/4" x 2-1/8" Draw Stud		
31880	31880	R Plastic Case		

737BB/19974 KNOCKOUT PUNCH KIT INCLUDES

CAT. NO.	UPC NO.	DESCRIPTION	HOLE SIZE	
			ACTUAL Ø INCH	Ø mm
439AV	06978	R 1-1/2" Conduit Size Punch	1-15/16	1.951 49.6
440AV	04061	R 1-1/2" Conduit Size Die	1-15/16	1.951 49.6
441AV	04062	R 2" Conduit Size Punch	2-3/8	2.416 61.5
442AV	04063	R 2" Conduit Size Die	2-3/8	2.416 61.5
304AVBB	04042	R 3/4" x 2-15/16" Draw Stud		
32012	32012	R Plastic Case		

7304/02815 KNOCKOUT PUNCH KIT INCLUDES

CAT. NO.	UPC NO.	DESCRIPTION	HOLE SIZE	
			ACTUAL Ø INCH	Ø mm
1429AV	04175	R 2-1/2" Conduit Size Punch	2-7/8	2.914 74.0
1430AV	04177	R 2-1/2" Conduit Size Die	2-7/8	2.914 74.0
1431AV	04180	R 3" Conduit Size Punch	3-1/2	3.539 89.9
1432AV	04183	R 3" Conduit Size Die	3-1/2	3.539 89.9
2982AV	04978	R 3-1/2" Conduit Size Punch	4	4.044 102.7
2981AV	04652	R 3-1/2" Conduit Size Die	4	4.044 102.7
2984AV	04655	R 4" Conduit Size Punch	4-1/2	4.544 115.4
2983AV	04654	R 4" Conduit Size Die	4-1/2	4.544 115.4
30236	30236	R Plastic Case		

NOTE: See Standard Round Knockout Punches on pages 43 and 44 for listing of individual punch units, punches, dies and draw studs.

Standard Round Manual Industrial Punch Kit



Wrench Sold Separately

SPECIFICATIONS

- Capacity** 1-1/4" Punch - 16 gauge (1.5 mm) mild steel.
3/4", 1", and 1-1/8" Punches - 14 gauge (2.0 mm) mild steel.
7/8" and 1-1/2" Punches 10 gauge (3.5 mm) mild steel.
- Operation** Manual - Wrench not included.

- Includes most popular sizes for industrial applications.
- Time-saving tool for maintenance, repair and operation applications.
- Convenient steel carrying case.
- Ball bearing drive screw for easy manual operation or use with ratchet and hydraulic drivers.

CAT. NO.	UPC NO.	DESCRIPTION
39860	39860	3/4" - 1-1/2" Hole Size Manual Industrial Punch Kit

39860 MANUAL INDUSTRIAL KNOCKOUT PUNCH KIT INCLUDES

CAT. NO.	UPC NO.	DESCRIPTION	HOLE SIZE	
			Ø INCH	Ø mm
113AV	03998	R 3/4" Punch	3/4	19.1
114AV	03999	R 3/4" Die	3/4	19.1
121AV	04006	R 7/8" Punch	7/8	22.5
14722	14722	R 7/8" Die	7/8	22.5
87AV	03986	R 1" Punch	1	25.4
35164	35164	R 1" Die	1	25.4
91AV	03990	R 1-1/8" Punch	1-1/8	28.6
92AV	03991	R 1-1/8" Die	1-1/8	28.6
117AV	04002	R 1-1/4" Punch	1-1/4	31.8
118AV	04003	R 1-1/4" Die	1-1/4	31.8
3207AV	04736	R 1-1/2" Punch	1-1/2	38.1
3208AV	07044	R 1-1/2" Die	1-1/2	38.1
00042	00042	R 3/8" BB Draw Stud		
249AVBB	04040	R 3/4" BB Draw Stud		
19193	19193	R Steel Storage Box		

International Tel: +1.815.397.7070
Fax: +1.815.397.9247

Canada Tel: 800.435.0786
Fax: 800.524.2853

USA Tel: 800.435.0786
Fax: 800.451.2632

Standard Round Manual Knockout Punch Kits - Metric



- 1" (25.4 mm) Hex ratchet wrench allows use with both 3/8" (9.5 mm) and 3/4" (19.1 mm) draw studs.
- 12.7 mm Kwik Stepper® step bit included.
- Plastic carrying case included.

CAT. NO.	UPC NO.	DESCRIPTION	WEIGHT	
			LBS.	kg.
36686	36686	Pg-9 through 30.5 mm Manual Round Standard Knockout Punch Kit	5.2	2.3
36687	36687	Pg-9 through Pg-48 Manual Round Standard Knockout Punch Kit	8.8	4
36688	36688	ISO-16 through ISO-40 Manual Round Standard Knockout Punch Kit	5.2	2.3
36689	36689	ISO-16 through ISO-63 Manual Round Standard Knockout Punch Kit	8.8	4
7309E	32804	Pg-9 through Pg-48 Standard Knockout Pg. Punch Kit. Replacement Kit Packaged in Carton Without Plastic Case.	8.8	4

SPECIFICATIONS

Operation Manual - Ratchet wrench included

CAT. NO.	UPC NO.	DESCRIPTION	HOLE SIZE				CAPACITY		KIT CAT./UPC NO.						
			ACTUAL		PG	ISO	MILD STEEL		36686	36687	36688	36689	7309E		
			Ø INCH	Ø mm			GA	mm							
21316	21316	Pg-9 Punch	—	0.598	15.2	9	—	14	2.0						✓
31969	31969	Pg-9 Slug-Buster® Punch	—	0.598	15.2	9	—	14	2.0	✓	✓				✓
32002	32002	Pg-9 Die	—	0.598	15.2	9	—	14	2.0	✓	✓				✓
17700	17700	Pg-11 Punch	—	0.732	18.6	11	—	14	2.0	✓	✓				✓
32003	32003	Pg-11 Die	—	0.732	18.6	11	—	14	2.0	✓	✓				✓
17697	17697	Pg-13 Punch	—	0.803	20.4	13	20	14	2.0	✓	✓	✓	✓		✓
32004	32004	Pg-13 Die	—	0.803	20.4	13	20	14	2.0	✓	✓	✓	✓		✓
121AV	04006	Pg-16 Punch	7/8	0.885	22.5	16	—	10	3.5	✓	✓				✓
14722	14722	Pg-16 Die	7/8	0.885	22.5	16	—	10	3.5	✓	✓				✓
36882	36882	Pg-21 Punch	—	1.115	28.3	21	—	10	3.5	✓	✓				✓
32006	32006	Pg-21 Die	—	1.115	28.3	21	—	10	3.5	✓	✓				✓
36282	36282	30.5 mm Punch	1-7/32	1.210	30.5	—	—	16	1.5	✓	✓				✓
36279	36279	30.5 mm Die	1-7/32	1.210	30.5	—	—	16	1.5	✓	✓				✓
18331	18331	Pg-29 Punch	—	1.457	37.0	29	—	10	3.5		✓				✓
32008	32008	Pg-29 Die	—	1.457	37.0	29	—	10	3.5		✓				✓
17687	17687	Pg-36 Punch	—	1.850	47.0	36	—	10	3.5		✓				✓
32009	32009	Pg-36 Die	—	1.850	47.0	36	—	10	3.5		✓				✓
17690	17690	Pg-48 Punch	—	2.362	60.0	48	—	10	3.5		✓				✓
32011	32011	Pg-48 Die	—	2.362	60.0	48	—	10	3.5		✓				✓
35193	35193	ISO-16 Punch	—	0.638	16.2	—	16	14	2.0			✓	✓		
35162	35162	ISO-16 Die	—	0.638	16.2	—	16	14	2.0			✓	✓		
87AV	03986	ISO-25 Punch	1	1.000	25.4	—	25	14	2.0			✓	✓		
35164	35164	ISO-25 Die	1	1.000	25.4	—	25	14	2.0			✓	✓		
24459	24459	ISO-32 Punch	—	1.280	32.5	—	32	10	3.5			✓	✓		
35168	35168	ISO-32 Die	—	1.280	32.5	—	32	10	3.5			✓	✓		
24462	24462	ISO-40 Punch	—	1.595	40.5	—	40	10	3.5			✓	✓		
35159	35159	ISO-40 Die	—	1.595	40.5	—	40	10	3.5			✓	✓		
1756AV	04232	ISO-50 Punch	2	2.000	50.8	—	50	10	3.5				✓		
35161	35161	ISO-50 Die	2	2.000	50.8	—	50	10	3.5				✓		
1758AV	04234	ISO-63 Punch	2-1/2	2.500	63.5	—	63	10	3.5				✓		
1757AV	04233	ISO-63 Die	2-1/2	2.500	63.5	—	63	10	3.5				✓		
249AVBB	04040	Draw Stud – 3/4" x 2-1/8"												✓	
304AVBB	04042	Draw Stud – 3/4" x 2-15/16"												✓	
34941	34941	Ratchet Wrench – 1" Hex								✓	✓	✓	✓		
34410	34410	Kwik Stepper® Step Bit 1/2" (12.7 mm)								✓	✓	✓	✓		
00042	00042	Ball Bearing Draw Stud with 1" Hex Head, 3/8" x 1-5/8"								✓	✓	✓	✓		
36685	36685	Plastic Case								✓	✓	✓	✓		

R = REPLACEMENT PART **A** = ACCESSORY

ELECTRIC & BATTERY-POWERED KNOCKOUT KITS

Gator® Plus Battery-Powered Knockout Punch Driver Kits



LS6011A

- Punches a hole for 2" conduit (61.5 mm) in only 12 seconds.
- Angled pistol grip allows easy one-handed control and positioning.
- Tool senses when the hole is completely punched and automatically shuts off to prevent damage to the punch and die.
- Develops 6.7 tons of hydraulic force, capable of punching up to 2" conduit (61.5 mm) size holes in 10-gauge (3.5 mm) mild steel and 12-gauge (2.5 mm) stainless steel.
- Three choices of battery chargers – 115 volt, 220 volt, or 12 volt. Punches approximately (80) 1/2" conduit size holes or (40) 2" conduit size holes in 10-gauge mild steel per battery charge.
- U.S. Patents #6,065,326, and #6,206,663.

SPECIFICATIONS

Weight (driver with battery only)	8.25 lbs. (3.7 kg)
Overall Length (ram retracted)	10.3 in. (262 mm)
Height	11.5 in. (292 mm)
Maximum Punch Force	6.7 tons (60 kN)
Maximum Round Punch Size (in 10 gauge mild steel)	2.42 in. dia. (61.5 mm dia)
Maximum Square Punch Size (in 10 gauge mild steel)	2-11/16 in. x 2-11/16 in. (68.0 x 68.0 mm)
Maximum Rectangular Punch Size (in 10 gauge mild steel)	1.378 x 2.559 in. (35.0 x 65.0 mm)
Maximum Ram Travel	0.87 in (22 mm)
Charging Time	Approximately 1 hour
Battery Voltage	12 volts NiCd

CAT. NO.	UPC NO.	DESCRIPTION	WEIGHT LBS.	kg.
LS6011A	03557	Battery-powered driver with 115 volt charger, 2 batteries, 2 draw studs, 1 adapter, 1 spacer and case	23	10.4
LS6012A	03558	Battery-powered driver with 12 volt charger, 2 batteries, 2 draw studs, 1 adapter, 1 spacer and case	23	10.4
LS6022A	03559	Battery-powered driver with 220 volt charger, 2 batteries, 2 draw studs, 1 adapter, 1 spacer and case	23	10.4
LS6011B	04311	Battery-powered driver with 115 volt charger, 2 batteries, 1/2" through 2" Slug-Buster® conduit size punches, 2 draw studs, 1 adapter, 1 spacer and case	27	12.2
LS6012B	04661	Battery-powered driver with 12 volt charger, 2 batteries, 1/2" through 2" Slug-Buster® conduit size punches, 2 draw studs, 1 adapter, 1 spacer and case	27	12.2
LS6022B	04312	Battery-powered driver with 220 volt charger, 2 batteries, 1/2" through 2" Slug-Buster® conduit size punches, 2 draw studs, 1 adapter, 1 spacer and case	27	12.2
02999	02999	12V NiCd Battery		
MKLS60	05956	Carrying Case		

See page 50 for complete parts list for all kits.

STEEL CAPACITIES FOR CONDUIT SIZES

STUD AND ACCESSORIES	STANDARD PUNCHES AND SLUG-BUSTERS®						SLUG-SPLITTERS®						Electronic Connector Punches RS-232, 229, 231, 234, 238		
	1/2" CON.	3/4"	1-7/32" CON.	1" CON.	1-1/4" CON.	1-1/2" CON.	2" CON.	1/2" CON.	3/4"	1-7/32" CON.	1" CON.	1-1/4" CON.		1-1/2" CON.	2" CON.
1614SS Draw Stud															
1924AA Spacer	█														
33967 Adapter															
1924AA Spacer ①								█							
29451 7/16" Draw Stud															
1924AA Spacer															
31872 3/4" Draw Stud		█	█	█	█	█			█	█	█	█	█	█	
31872 3/4" Draw Stud							█	█							█
33967 Adapter															█

① 29451 sold separately. See page 64 for ordering information.

█ 10 GA. (0.1345" [3.5 mm]) MILD STEEL ▨ 10 GA. (0.1345" [3.5 mm]) STAINLESS STEEL
█ 12 GA. (0.1046" [2.5 mm]) STAINLESS STEEL ▨ 16 GA. (0.0598" [1.5 mm]) MILD STEEL AND 1/8" ALUMINUM

R = REPLACEMENT PART A = ACCESSORY

International Tel: +1.815.397.7070
Fax: +1.815.397.9247

USA Tel: 800.435.0786 Canada Tel: 800.435.0786
Fax: 800.451.2632 Fax: 800.524.2853

Gator® Plus Corded Knockout Punch Driver Kits



- Punches a hole for 2" conduit (61.5 mm) in only 12 seconds.
- Angled pistol grip allows easy one-handed control and positioning.
- Tool senses when the hole is completely punched and automatically shuts off to prevent damage to the punch and die.
- Develops 6.7 tons of hydraulic force, capable of punching up to 2" conduit (61.5 mm) size holes in 10-gauge (3.5 mm) mild steel and 12-gauge (2.5 mm) stainless steel.
- Operates directly from 120V/60Hz or 230V/50Hz electrical outlets. No need to charge batteries or worry about running out of power.
- Equipped with 15-foot (5 m) cord. Can be used with extension cords.
- U.S. Patents #6,065,326 and #6,206,663.

SPECIFICATIONS

Weight (driver with battery only)	8.25 lbs. (3.7 kg)
Overall Length (ram retracted)	10.3 in. (262 mm)
Height	11.5 in. (292 mm)
Maximum Punch Force	6.7 tons (60 kN)
Maximum Round Punch Size (in 10 gauge mild steel)	2.42 in. dia. (61.5 mm dia)
Maximum Square Punch Size (in 10 gauge mild steel)	2-11/16 in. x 2-11/16 in. (68.0 x 68.0 mm)
Maximum Rectangular Punch Size (in 10 gauge mild steel)	1.378 x 2.559 in. (35.0 x 65.0 mm)
Maximum Ram Travel	0.87 in (22 mm)
Operating Voltage	120V, 60Hz; 230V, 50Hz

CAT. NO.	UPC NO.	DESCRIPTION	WEIGHT	
			LBS.	kg
CLS6011A	01496	Corded Driver, 120 Volts/60Hz, with 2 Draw Studs, 1 Adapter, 1 Spacer and Case.	23	10.4
CLS6022A	01497	Corded Driver, 230 Volts/50Hz, with 2 Draw Studs, 1 Adapter, 1 Spacer and Case.	23	10.4
CLS6011B	01498	Corded Driver, 120 Volts/60Hz, with 1/2" through 2" Slug-Buster® Conduit Size Punches, 2 Draw Studs, 1 Adapter, 1 Spacer and Case.	23	10.4
CLS6022B	01499	Corded Driver, 230 Volts/50Hz, with 1/2" through 2" Slug-Buster Conduit Size Punches, 2 Draw Studs, 1 Adapter, 1 Spacer and Case.	27	12.2
MKNLS60	01686	Carrying Case		

See page 50 for complete parts list for all kits.

STEEL CAPACITIES FOR CONDUIT SIZES

STUD AND ACCESSORIES	STANDARD PUNCHES AND SLUG-BUSTERS®							SLUG-SPLITTERS®					Electronic Connector Punches RS-232, 229, 231, 234, 238		
	1/2"	3/4"	1-7/32"	1"	1-1/4"	1-1/2"	2"	1/2"	3/4"	1-7/32"	1"	1-1/4"		1-1/2"	2"
	CON.	CON.	CON.	CON.	CON.	CON.	CON.	CON.	CON.	CON.	CON.	CON.		CON.	CON.
	Ø 0.885" 22.5mm	Ø 1.115" 28.3mm	Ø 1.210" 30.5mm	Ø 1.362" 34.6mm	Ø 1.701" 43.2mm	Ø 1.951" 49.6mm	Ø 2.415" 61.5mm	Ø 0.885" 22.5mm	Ø 1.115" 28.3mm	Ø 1.210" 30.5mm	Ø 1.362" 34.6mm	Ø 1.701" 43.2mm	Ø 1.951" 49.6mm	Ø 2.416" 61.5mm	
1614SS Draw Stud															
1924AA Spacer															
33967 Adapter															
1924AA Spacer ^①															
29451 7/16" Draw Stud															
1924AA Spacer															
31872 3/4" Draw Stud															
31872 3/4" Draw Stud															
33967 Adapter															

^① 29451 sold separately. See page 64 for ordering information.

10 GA. (0.1345" [3.5 mm]) MILD STEEL	10 GA. (0.1345" [3.5 mm]) STAINLESS STEEL
12 GA. (0.1046" [2.5 mm]) STAINLESS STEEL	16 GA. (0.0598" [1.5 mm]) MILD STEEL AND 1/8" ALUMINUM

Battery-Powered Knockout Punch Driver Kits Parts List

CAT. NO.	UPC NO.	DESCRIPTION	CONDUIT & PIPE SIZE	HOLE SIZE			PG	KIT CAT./UPC NO.			
				ACTUAL				LS6011A/03557 LS6012A/03558 LS6022A/03559	LS6011B/04311 LS6012B/04661 LS6022B/04312	CLS6011A CLS6022A	CLS6011B CLS6022B
				Ø INCH	Ø mm						
721-1/2	31756	1/2" Conduit Size Slug-Buster® Punch	1/2"	7/8	0.885	22.5	16		✓		✓
14722	14722	1/2" Conduit Size Die	1/2"	7/8	0.885	22.5	16		✓		✓
721-3/4	31757	3/4" Conduit Size Slug-Buster Punch	3/4"	—	1.115	28.3	21		✓		✓
124AV	06972	3/4" Conduit Size Die	3/4"	—	1.115	28.3	21		✓		✓
721-1	31758	1" Conduit Size Slug-Buster Punch	1"	—	1.362	34.6	—		✓		✓
126AV	04011	1" Conduit Size Die	1"	—	1.362	34.6	—		✓		✓
721-1-1/4	31759	1-1/4" Conduit Size Slug-Buster Punch	1-1/4"	1-11/16	1.701	43.2	—		✓		✓
128AV	04013	1-1/4" Conduit Size Die	1-1/4"	1-11/16	1.701	43.2	—		✓		✓
721-1-1/2	31760	1-1/2" Conduit Size Slug-Buster Punch	1-1/2"	1-15/16	1.951	49.6	—		✓		✓
440AV	04061	1-1/2" Conduit Size Die	1-1/2"	1-15/16	1.951	49.6	—		✓		✓
721-2	31761	2" Conduit Size Slug-Buster Punch	2"	2-3/8	2.416	61.5	—		✓		✓
442AV	04063	2" Conduit Size Die	2"	2-3/8	2.416	61.5	—		✓		✓
1614SS	30043	Draw Stud—3/8" x 2-13/16"						✓	✓	✓	✓
31872	31872	Draw Stud—3/4" x 4-1/8"						✓	✓	✓	✓
1924AA	03248	Spacer-Short						✓	✓	✓	✓
33967	33967	Stud Adapter—3/8"						✓	✓	✓	✓
01686	01686	Metal Case						✓	✓	✓	✓
MKLS60	05956	Case for LS60						✓	✓	✓	✓

Optional Accessories for LS6011B, LS6012B, and LS6022B (not included in kits)

29451	29451	Draw Stud—7/16" x 4-1/2" for Slug Splitter Stainless Steel Punches
-------	-------	--

HYDRAULIC KNOCKOUT KITS

Quick Draw® Hydraulic Punch Driver and Kits



7806SB
Quick Draw Kit



7704SB Flex Driver only



7906SB
Quick Draw 90 Kit



7706SB
Flex Driver Kit

The Quick Draw, Quick Draw 90®, and Quick Draw Flex feature:

- Compact, lightweight design for portability and fast, easy one-person operation.
- Develops 8 tons of hydraulic force for easy punching, even in 10-gauge stainless steel, depending on individual punch capacities.
- Quick Draw is perfect for fast, straight-on front panel punching.
- Quick Draw 90's right angle driver head rotates over 180 degrees for maximum flexibility in tight working areas.
- Quick Draw Flex allows unlimited driver orientation to simplify access to work area.
- Can be used with non-round punches within the capacity of the tool (adapter may be required).
- U.S. Patent #6,772,521.

CAT. NO.	UPC NO.	DESCRIPTION	WEIGHT	
			LBS.	kg.
7704SB	10475	Quick Draw Flex Driver, 2 Draw Studs, 1 Adapter, 1 Spacer and Case	12.1	5.5
7706SB	10476	Standard – Quick Draw Flex Driver, 1/2" through 2" Slug-Buster® Conduit Size Punches and Dies, 2 Draw Studs, 1 Adapter, 1 Spacer and Case	17.3	7.9
7804SB	34292	Quick Draw Driver, 2 Draw Studs, 1 Adapter, 1 Spacer and Case	10	4.5
7806SB	34293	Standard – Quick Draw Driver, 1/2" through 2" Slug-Buster Conduit Size Punches and Dies 2 Draw Studs, 1 Adapter, 1 Spacer and Case	14	6.4
7804E	34291	Metric – Quick Draw Driver, 2 Draw Studs, 1 Adapter, 1 Spacer and Case	9.4	4.3
7804ESB	35611	Metric – Quick Draw Driver, Slug-Buster Pg Punches and Dies 15.2 mm through 30.5 mm, 2 Draw Studs, 1 Adapter, 1 Spacer and Case	10.3	4.7
7804ISO	35614	Metric – Quick Draw Driver, Slug-Buster ISO Punches and Dies 16.2 mm through 40.5 mm, 2 Draw Studs, 1 Adapter, 1 Spacer and Case	11.4	5.2
7904SB	33794	Quick Draw 90 Driver, 2 Draw Studs, 1 Adapter, 1 Spacer and Case	10	4.5
7906SB	34300	Quick Draw 90 Driver, 1/2" through 2" Slug-Buster Conduit Size Punches and Dies, Draw Studs, 1 Adapter, 1 Spacer and Case	14	6.4
7904E	34299	Metric – Quick Draw 90 Driver, 2 Draw Studs, 1 Adapter, 1 Spacer and Case	11	5.0
7904ESB	35615	Metric – Quick Draw 90 Driver, Slug-Buster Pg Punches and Dies 15.2 mm through 30.5 mm, 2 Draw Studs, 1 Adapter, 1 Spacer and Case	11	5.0
7904ISO	35616	Metric – Quick Draw 90 Driver, Slug-Buster ISO Punches and Dies 16.2 mm through 40.5 mm, 2 Draw Studs, 1 Adapter, 1 Spacer and Case	12.2	5.5
34983	34983	Ⓜ Plastic Case		

See page 52 for complete parts list for all kits.

STEEL CAPACITIES FOR CONDUIT SIZES

REQUIRED DRAW STUD AND ACCESSORIES	STANDARD PUNCHES AND SLUG-BUSTERS®							SLUG-SPLITTERS®			
	1/2"	3/4"	1-7/32" OILTIGHT	1"	1-1/4"	1-1/2"	2"	1/2"	3/4"	1-7/32" OILTIGHT	1-1/4"
3/8" Draw Stud											
Spacer & 7/16" Draw Stud											
Spacer & 3/4" Draw Stud											
3/4" Draw Stud											

10 GA. MILD STEEL

10 GA. STAINLESS STEEL

= REPLACEMENT PART = ACCESSORY

Parts List for Quick Draw®, Quick Draw 90® and Quick Draw® Flex Kits

CAT. NO.	UPC NO.	DESCRIPTION	HOLE SIZE						KIT CAT./UPC NO.											
			CONDUIT & PIPE SIZE	ACTUAL		PG	ISO	7704SB/10475	7706SB/10476	7804E/34291	7804ESB/35611	7804ISO/35614	7804SB/34292	7806SB/34293	7904E/34299	7904ESB/35615	7904ISO/35616	7904SB/33794	7906SB/34300	
				Ø INCH	Ø mm															
721-1/2	31756	1/2" Conduit Size Slug-Buster® Punch	1/2"	7/8	0.885	22.5	16	—				✓								✓
14722	14722	1/2" Conduit Size Die	1/2"	7/8	0.885	22.5	16	—				✓								✓
721-3/4	31757	3/4" Conduit Size Slug-Buster Punch	3/4"	—	1.115	28.3	21	—				✓								✓
124AV	06972	3/4" Conduit Size Die	3/4"	—	1.115	28.3	21	—				✓								✓
721-1	31758	1" Conduit Size Slug-Buster Punch	1"	—	1.362	34.6	—	—				✓								✓
126AV	04011	1" Conduit Size Die	1"	—	1.362	34.6	—	—				✓								✓
721-1-1/4	31759	1-1/4" Conduit Size Slug-Buster Punch	1-1/4"	1-11/16	1.701	43.2	—	—				✓								✓
128AV	04013	1-1/4" Conduit Size Die	1-1/4"	1-11/16	1.701	43.2	—	—				✓								✓
721-1-1/2	31760	1-1/2" Conduit Size Slug-Buster Punch	1-1/2"	1-15/16	1.951	49.6	—	—				✓								✓
440AV	04061	1-1/2" Conduit Size Die	1-1/2"	1-15/16	1.951	49.6	—	—				✓								✓
721-2	31761	2" Conduit Size Slug-Buster Punch	2"	2-3/8	2.416	61.5	—	—				✓								✓
442AV	04063	2" Conduit Size Die	2"	2-3/8	2.416	61.5	—	—				✓								✓
31969	31969	Slug-Buster Punch	—	—	0.598	15.2	9	—					✓							
32002	32002	Die	—	—	0.598	15.2	9	—					✓							
31970	31970	Slug-Buster Punch	—	—	0.732	18.6	11	—					✓							
32003	32003	Die	—	—	0.732	18.6	11	—					✓							
31971	31971	Slug-Buster Punch	—	—	0.803	20.4	13	20					✓	✓						
32004	32004	Die	—	—	0.803	20.4	13	20					✓	✓						
721-1/2	31756	Slug-Buster Punch	1/2"	7/8	0.885	22.5	16	—					✓							
14722	14722	Die	1/2"	7/8	0.885	22.5	16	—					✓							
31973	31973	Slug-Buster Punch	3/4"	—	1.115	28.3	21	—					✓							
32006	32006	Die	3/4"	—	1.115	28.3	21	—					✓							
36284	36284	30.5 mm Slug-Buster Punch	—	1-7/32	1.210	30.5	—	—					✓							
36279	36279	30.5 mm Die	—	1-7/32	1.210	30.5	—	—					✓							
35163	35163	ISO-16 Slug-Buster Punch	—	—	0.638	16.2	—	16						✓						
35162	35162	ISO-16 Die	—	—	0.638	16.2	—	16						✓						
35165	35165	ISO-25 Slug-Buster Punch	—	1	1.000	25.4	—	25						✓						
35164	35164	ISO-25 Die	—	1	1.000	25.4	—	25						✓						
35169	35169	ISO-32 Slug-Buster Punch	—	—	1.280	32.5	—	32						✓						
35168	35168	ISO-32 Die	—	—	1.280	32.5	—	32						✓						
35158	35158	ISO-40 Slug-Buster Punch	—	—	1.595	40.5	—	40						✓						
35159	35159	ISO-40 Die	—	—	1.595	40.5	—	40						✓						
34288	34288	Quick Draw Hydraulic Punch Driver											✓	✓	✓	✓	✓			
33786	33786	Quick Draw 90 Hydraulic Punch Driver															✓	✓	✓	✓
10383	10383	Quick Draw Flex Driver											✓	✓						
1614SS	30043	Draw Stud—3/8" x 2-13/16"											✓	✓	✓	✓	✓	✓	✓	✓
31872	31872	Draw Stud—3/4" x 4-1/8"											✓	✓	✓	✓	✓	✓	✓	✓
1924AA	03248	Spacer-Short											✓	✓	✓	✓	✓	✓	✓	✓
33967	33967	Stud Adapter—3/8"											✓	✓	✓	✓	✓	✓	✓	✓
35202	35202	Plastic Case											✓	✓	✓	✓	✓	✓	✓	✓
34983	34983	Plastic Case											✓	✓	✓	✓	✓	✓	✓	✓
10391	10391	Plastic Case											✓	✓	✓	✓	✓	✓	✓	✓

Punches and Dies

Draw Studs and Misc.

Optional Accessories for 7806SB, 7804E, 7804ESB, 7804ISO, 7906SB, 7904E, 7904ESB and 7904ISO Kits (not included in kits)

29451 | 29451 | 7/16" (11.1 mm) Stainless Steel Draw Stud

USA Tel: 800.435.0786
Canada Tel: 800.435.0786
International Tel: +1.815.397.7070
Fax: 800.524.2853
Fax: +1.815.397.9247

USA Tel: 800.435.0786
Canada Tel: 800.435.0786
International Tel: +1.815.397.7070
Fax: 800.524.2853
Fax: +1.815.397.9247

Slug-Buster® Ram and Foot Pump Hydraulic Driver Kits



- Foot operation frees both hands to position punch.
- Punches 10 times faster than wrench method.
- Will also drive 751 Cable Cutter head.
- Powerful 11-ton hydraulic ram.
- Can be used with most standard round, Slug-Buster and Slug-Splitter® punch sizes. (Not 1/2", 9/16" 5/8")
- Can be used with non-round punches (adapter may be required).

CAT. NO.	UPC NO.	DESCRIPTION	WEIGHT LBS. kg.
7625	25097	Driver, Foot Pump, Steel Case	37 17
7606SB	07173	Driver, Foot Pump, Slug-Buster Punches, Dies and Draw Studs for 1/2" through 2" Conduit, Steel Case	42 19
7610SB	07174	Driver, Foot Pump, Slug-Buster Punches, Dies and Draw Studs for 1/2" through 2" Conduit, Slug-Buster Punches and 2 1/2" through 4" Conduit Standard Round Punches	60 27

STEEL CAPACITIES FOR CONDUIT SIZES

REQUIRED DRAW STUD AND ACCESSORIES	STANDARD & SLUG-BUSTER® PUNCHES						STANDARD				SLUG-SPLITTERS®					
	1/2"	3/4"	1"	1-1/4"	1-1/2"	2"	2-1/2"	3"	3-1/2"	4"	1/2"	3/4"	1"	1-1/4"	1-1/2"	2"
3/4" Stud (03294), 3/8" Stud (30043) & Spacers	///															
3/4" Stud (03294), Long Spacer		///	///	///												
3/4" Stud (03294), Short Spacer					///	///										
3/4" Stud (03294)							///	///								
3/4" Stud (03294), & Sleeve (03170)									///	///						
7/16" Stud (29451)										///	///	///	///	///	///	///
3/4" Stud (29452)											///	///	///	///	///	///

/// 10 GA. MILD STEEL

/// 10 GA. STAINLESS STEEL

Holemaking

USA Tel: 800.435.0786
Fax: 800.451.2632

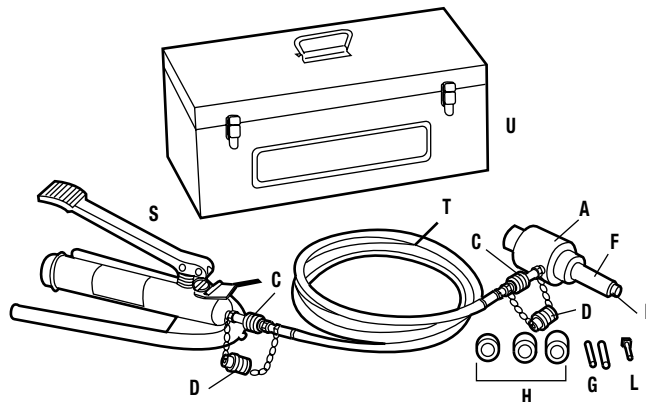
Canada Tel: 800.435.0786
Fax: 800.524.2853

International Tel: +1.815.397.7070
Fax: +1.815.397.9247

Ram and Foot Pump Kits Parts List

CAT. NO.	UPC NO.	DESCRIPTION	CONDUIT & PIPE SIZE	HOLE SIZE			PG	KIT CAT./UPC NO.		
				ACTUAL		7625/ 25097		7606SB/ 07173	7610SB/ 07174	
				Ø INCH	Ø mm					
721-1/2	31756	1/2" Conduit Size Slug-Buster® Punch	1/2"	7/8	0.885	22.5	16		1	1
14722	14722	1/2" Conduit Size Die	1/2"	7/8	0.885	22.5	16		1	1
721-3/4	31757	3/4" Conduit Size Slug-Buster Punch	3/4"	—	1.115	28.3	21	—	1	1
124AV	06972	3/4" Conduit Size Die	3/4"	—	1.115	28.3	21		1	1
721-1	31758	1" Conduit Size Slug-Buster Punch	1"	—	1.362	34.6	—		1	1
126AV	04011	1" Conduit Size Die	1"	—	1.362	34.6	—		1	1
721-1-1/4	31759	1-1/4" Conduit Size Slug-Buster Punch	1-1/4"	1-11/16	1.701	43.2	—		1	1
128AV	04013	1-1/4" Conduit Size Die	1-1/4"	1-11/16	1.701	43.2	—		1	1
721-1-1/2	31760	1-1/2" Conduit Size Slug-Buster Punch	1-1/2"	1-15/16	1.951	49.6	—		1	1
440AV	04061	1-1/2" Conduit Size Die	1-1/2"	1-15/16	1.951	49.6	—		1	1
721-2	31761	2" Conduit Size Slug-Buster Punch	2"	2-3/8	2.416	61.5	—		1	1
442AV	04063	2" Conduit Size Die	2"	2-3/8	2.416	61.5	—		1	1
1429AV	04175	2-1/2" Conduit Size Punch	2-1/2"	2-7/8	2.914	74.0	—			1
1430AV	04177	2-1/2" Conduit Size Die	2-1/2"	2-7/8	2.914	74.0	—			1
1431AV	04180	3" Conduit Size Punch	3"	3-1/2	3.539	89.9	—			1
1432AV	04183	3" Conduit Size Die	3"	3-1/2	3.539	89.9	—			1
2982AV	04653	3-1/2" Conduit Size Punch	3-1/2"	4	4.044	102.7	—			1
2981AV	04652	3-1/2" Conduit Size Die	3-1/2"	4	4.044	102.7	—			1
2984AV	04655	4" Conduit Size Punch	4"	4-1/2	4.544	115.4	—			1
2983AV	04654	4" Conduit Size Die	4"	4-1/2	4.544	115.4	—			1
746	17091	(A) Ram (includes 1 ea. of items B, C, and D)						1	1	1
2113AA	03294	(B) Draw Stud-3/4" x 5-3/8"						1	1	1
54167	54167	(C) Female Coupler-1/4"						1	1	1
54168	54168	(D) Dust Plug						1	1	1
1557AA	03170	(F) Punch Sleeve						1	1	1
1614SS	30043	(G) Draw stud-3/8"x 2-13/16"						2	2	2
15908	15908	(H) Spacer Group (includes 1 ea. of items I, J, and K)						1	1	1
1924AA	03248	(I) Spacer-Short						1	1	1
1925AA	03249	(J) Spacer-Medium						1	1	1
1926AA	06904	(K) Spacer-Long						1	1	1
34410	34410	(L) Kwik Stepper® Step Bit 1/2"						1	1	1
1725	31353	(S) Hydraulic Foot Pump (includes 1 ea. – 54167 female coupler and 54168 dust plug)						1	1	1
37729	37729	(T) High Pressure Hose Unit – 1/4" x 10'; filled with hydraulic oil; (includes the following 2 items)						1	1	1
54169	54169	Couplers						2	2	2
54170	54170	Dust Caps						2	2	2
23955	23955	(U) Steel case						1	1	1
25094	25094	Tray						1	1	1

RAM AND FOOT PUMP HYDRAULIC DRIVER PARTS IDENTIFICATION
(Match letters above to drawing.)



R = REPLACEMENT PART A = ACCESSORY

USA Tel: 800.435.0786
Canada Tel: 800.435.0786
International Tel: +1.815.397.7070

Fax: 800.451.2632
Fax: 800.524.2853
Fax: +1.815.397.9247

Ram and Hand Pump Kits Parts List

CAT. NO.	UPC NO.	DESCRIPTION	CONDUIT & PIPE SIZE	HOLE SIZE					KIT CAT./UPC NO.				
				ACTUAL		PG	ISO	7646/15906	7306SB/34360	7310SB/34361	7646PGSB/32799	38520	
				Ø INCH	Ø mm								
721-1/2	31756	1/2" Conduit Size Slug-Buster® Punch	1/2"	7/8	0.885	22.5	16	—	—	1	1	1	1
14722	14722	1/2" Conduit Size Die	1/2"	7/8	0.885	22.5	16	—	—	1	1	1	1
721-3/4	31757	3/4" Conduit Size Slug-Buster Punch	3/4"	—	1.115	28.3	21	—	—	1	1	—	1
124AV	06972	3/4" Conduit Size Die	3/4"	—	1.115	28.3	21	—	—	1	1	—	1
721-1	31758	1" Conduit Size Slug-Buster Punch	1"	—	1.362	34.6	—	—	—	1	1	—	1
126AV	04011	1" Conduit Size Die	1"	—	1.362	34.6	—	—	—	1	1	—	1
721-1-1/4	31759	1-1/4" Conduit Size Slug-Buster Punch	1-1/4"	1-11/16	1.701	43.2	—	—	—	1	1	—	1
128AV	04013	1-1/4" Conduit Size Die	1-1/4"	1-11/16	1.701	43.2	—	—	—	1	1	—	1
721-1-1/2	31760	1-1/2" Conduit Size Slug-Buster Punch	1-1/2"	1-15/16	1.951	49.6	—	—	—	1	1	—	1
440AV	04061	1-1/2" Conduit Size Die	1-1/2"	1-15/16	1.951	49.6	—	—	—	1	1	—	1
721-2	31761	2" Conduit Size Slug-Buster Punch	2"	2-3/8	2.416	61.5	—	—	—	1	1	—	1
442AV	04063	2" Conduit Size Die	2"	2-3/8	2.416	61.5	—	—	—	1	1	—	1
1429AV	04175	2-1/2" Conduit Size Punch	2-1/2"	2-7/8	2.914	74.0	—	—	—	—	1	—	1
1430AV	04177	2-1/2" Conduit Size Die	2-1/2"	2-7/8	2.914	74.0	—	—	—	—	1	—	1
1431AV	04180	3" Conduit Size Punch	3"	3-1/2	3.539	89.9	—	—	—	—	1	—	1
1432AV	04183	3" Conduit Size Die	3"	3-1/2	3.539	89.9	—	—	—	—	1	—	1
2982AV	04653	3-1/2" Conduit Size Punch	3-1/2"	4	4.044	102.7	—	—	—	—	1	—	1
2981AV	04652	3-1/2" Conduit Size Die	3-1/2"	4	4.044	102.7	—	—	—	—	1	—	1
2984AV	04655	4" Conduit Size Punch	4"	4-1/2	4.544	115.4	—	—	—	—	1	—	1
2983AV	04654	4" Conduit Size Die	4"	4-1/2	4.544	115.4	—	—	—	—	1	—	1
31969	31969	Slug-Buster Punch	—	—	0.598	15.2	9	—	—	—	—	1	—
32002	32002	Die	—	—	0.598	15.2	9	—	—	—	—	1	—
31970	31970	Slug-Buster Punch	—	—	0.732	18.6	11	—	—	—	—	1	—
32003	32003	Die	—	—	0.732	18.6	11	—	—	—	—	1	—
31971	31971	Slug-Buster Punch	—	—	0.803	20.4	13	20	—	—	—	1	—
32004	32004	Die	—	—	0.803	20.4	13	20	—	—	—	1	—
31973	31973	Slug-Buster Punch	3/4"	—	1.115	28.3	21	—	—	—	—	1	—
32006	32006	Die	3/4"	—	1.115	28.3	21	—	—	—	—	1	—
36284	36284	30.5 mm Slug-Buster Punch	—	1-7/32	1.210	30.5	—	—	—	—	—	1	—
36279	36279	30.5 mm Die	—	1-7/32	1.210	30.5	—	—	—	—	—	1	—
31975	31975	Slug-Buster Punch	—	—	1.457	37.0	29	—	—	—	—	1	—
32008	32008	Die	—	—	1.457	37.0	29	—	—	—	—	1	—
31976	31976	Slug-Buster Punch	—	—	1.850	47.0	36	—	—	—	—	1	—
32009	32009	Die	—	—	1.850	47.0	36	—	—	—	—	1	—
31978	31978	Slug-Buster Punch	—	—	2.362	60.0	48	—	—	—	—	1	—
32011	32011	Die	—	—	2.362	60.0	48	—	—	—	—	1	—
746	17091	Ram (includes following item)	—	—	—	—	—	—	—	1	1	1	1
2113AA	03294	Draw Stud—3/4" x 5-3/8"	—	—	—	—	—	—	—	1	1	1	1
1557AA	03170	Punch Sleeve	—	—	—	—	—	—	—	1	1	1	1
1614SS	30043	Draw Stud—3/8"x 2-13/16"	—	—	—	—	—	—	—	2	2	2	2
15908	15908	Spacer Group (includes 1 ea. of the following 3 items)	—	—	—	—	—	—	—	1	1	1	1
1924AA	03248	Spacer-Short	—	—	—	—	—	—	—	1	1	1	1
1925AA	03249	Spacer-Medium	—	—	—	—	—	—	—	1	1	1	1
1926AA	06904	Spacer-Long	—	—	—	—	—	—	—	1	1	1	1
34410	34410	Kwik Stepper® Step Bit 1/2"	—	—	—	—	—	—	—	1	1	1	1
767	13284	Hydraulic Hand Pump	—	—	—	—	—	—	—	1	1	1	1
06302	06302	High Pressure Hose—1/4" x 3'	—	—	—	—	—	—	—	1	1	1	1
30206	30206	Plastic Case	—	—	—	—	—	—	—	1	1	—	1
18402	18402	Steel Case	—	—	—	—	—	—	—	—	—	1	1
25094	25094	Punch Tray	—	—	—	—	—	—	—	—	—	1	—

Draw Studs and Misc.

R = REPLACEMENT PART A = ACCESSORY

Holemaking

USA Tel: 800.435.0786
Fax: 800.451.2632

Canada Tel: 800.435.0786
Fax: 800.524.2853

International Tel: +1.815.397.7070
Fax: +1.815.397.9247

Ram and Hand Pump Hydraulic Driver Kits (Inch and Metric)



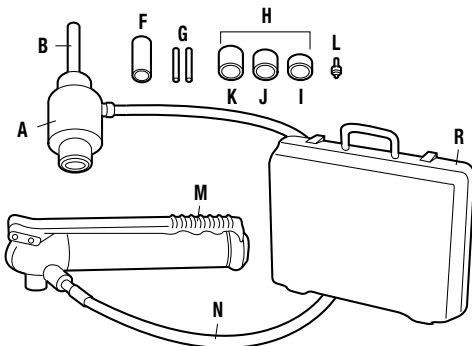
- Fast, easy and simple to operate.
- Compact design for field use on construction sites and maintenance jobs.
- Punches 10 times faster than wrench method.
- Will also drive 751 Cable Cutter head.
- Can be used with most standard round Slug-Buster and Slug-Splitter® punches (not 1/2", 9/16", 5/8").
- Can be used with non-round punches (adapter may be required).
- 3-foot hose
- Powerful 11-ton hydraulic ram.

CAT. NO.	UPC NO.	DESCRIPTION	WEIGHT	
			LBS.	kg.
7646	15906	Driver with Hand Pump, Draw Studs, Spacer and Plastic Case	20	9.1
7306	15909	Driver, Hand Pump, Standard Punches, Dies and Draw Studs for 1/2" through 2" Conduit, Plastic Case	24	10.9
7306SB	34360	Driver, Hand Pump, Slug-Buster Punches, Dies and Draw Studs for 1/2" through 2" Conduit, Adapter, Spacers, Kwik Stepper® Step Bit and Plastic Case	24	10.9
7310	15910	Driver, Hand Pump, Standard Punches, Dies and Draw Studs and Spacers for 1/2" through 4" Conduit, Steel Case	54	24.5
7310SB	34361	Driver, Hand Pump, Slug-Buster Punches, Dies and Draw Studs for 1/2" through 2" and 2-1/2" through 4" Standard Conduit Size Punches, Dies and Draw Studs, Adapter, Spacers, Kwik Stepper Step Bit and Steel Case	54	24.5
7646Pg	27433	Metric – Driver, Hand Pump, Standard Pg Punches, Dies and Draw Studs and Spacers for 15.2 mm through 60.0 mm, Plastic Case	24	10.9
7646PgSB	32799	Metric – Driver, Slug-Buster Pg Punches, Dies and Draw Studs for 15.2 mm through 60.0 mm, Adapter, Spacers, Kwik Stepper Step Bit and Plastic Case	24	10.9
7304	02815	Standard Punch and Die Kit (no draw studs) for 2-1/2" through 4" Conduit, Plastic Case	21	9.5
38456	38456	Driver, Hand Pump, Standard Punches, Dies and Draw Studs and Spacers for 1/2" through 3" and 4" Conduit, Steel Case	48.4	22
38520	38520	Driver, Hand Pump, Slug-Buster Punches and Draw Studs for 1/2" through 3" and 4" Conduit, Adapter, Spacers, Kwik Stepper Step Bit and Steel Case	48	21.8

STEEL CAPACITIES FOR CONDUIT SIZES

REQUIRED DRAW STUD AND ACCESSORIES	STANDARD & SLUG-BUSTER® PUNCHES					STANDARD				SLUG-SPLITTERS®						
	1/2"	3/4"	1"	1-1/4"	1-1/2"	2"	2-1/2"	3"	3-1/2"	4"	1/2"	3/4"	1"	1-1/4"	1-1/2"	2"
3/4" Stud (03294), 3/8" Stud (30043) & Spacers	///															
3/4" Stud (03294), Long Spacer		///	///	///												
3/4" Stud (03294), Short Spacer					///											
3/4" Stud (03294)							///									
3/4" Stud (03294), & Sleeve (03170)								///								
7/16" Stud (29451)											///					
3/4" Stud (29452)												///	///	///	///	///

/// 10 GA. MILD STEEL ▨ 10 GA. STAINLESS STEEL



RAM AND HAND PUMP HYDRAULIC DRIVER PARTS IDENTIFICATION

KEY	CAT./UPC NO.	DESCRIPTION
A	746 / 17091	(R) Ram (includes Item B)
B	2113AA / 03294	(R) Draw Stud-3/4" x 5-3/8"
F	1557AA / 03170	(R) Punch Sleeve
G	1614SS / 30043	(R) Draw Stud-3/8" x 2-13/16"
H	15908	(R) Spacer Group (includes Items I, J and K)
I	1924AA / 03248	(R) Spacer-Short
J	1925AA / 03249	(R) Spacer-Medium
K	1926AA / 06904	(R) Spacer-Long
L	34410	(R) Kwik Stepper Step Bit 1/2"
M	767 / 13284	(R) Hydraulic Hand Pump
N	06302 / 06302	(R) High Pressure Hose-1/4" x 3'
R	30206	(R) Plastic Case

Ram and Hand Pump Kits Parts List

CAT. NO.	UPC NO.	DESCRIPTION	HOLE SIZE					KIT CAT./UPC NO.				
			CONDUIT & PIPE SIZE	ACTUAL		PG	7646/15906	7306/15909	7310/15910	7646PG/27433	38456	
				Ø INCH	Ø mm							
721-1/2	31756	1/2" Conduit Size Slug-Buster® Punch	1/2"	7/8	0.885	22.5	16		1	1		1
121AV	04006	1/2" Conduit Size Punch	1/2"	7/8	0.885	22.5	16				1	
14722	14722	1/2" Conduit Size Die	1/2"	7/8	0.885	22.5	16			1		1
123AV	04008	3/4" Conduit Size Punch	3/4"	—	1.115	28.3	21		1	1		1
124AV	06972	3/4" Conduit Size Die	3/4"	—	1.115	28.3	21		1	1		1
125AV	04010	1" Conduit Size Punch	1"	—	1.362	34.6	—		1	1		1
126AV	04011	1" Conduit Size Die	1"	—	1.362	34.6	—		1	1		1
127AV	06974	1-1/4" Conduit Size Punch	1-1/4"	1-11/16	1.701	43.2	—		1	1		1
128AV	04013	1-1/4" Conduit Size Die	1-1/4"	1-11/16	1.701	43.2	—		1	1		1
439AV	06978	1-1/2" Conduit Size Punch	1-1/2"	1-15/16	1.951	49.6	—		1	1		1
440AV	04061	1-1/2" Conduit Size Die	1-1/2"	1-15/16	1.951	49.6	—		1	1		1
441AV	04062	2" Conduit Size Punch	2"	2-3/8	2.416	61.5	—		1	1		1
442AV	04063	2" Conduit Size Die	2"	2-3/8	2.416	61.5	—		1	1		1
1429AV	04175	2-1/2" Conduit Size Punch	2-1/2"	2-7/8	2.914	74.0	—			1		1
1430AV	04177	2-1/2" Conduit Size Die	2-1/2"	2-7/8	2.914	74.0	—			1		1
1431AV	04180	3" Conduit Size Punch	3"	3-1/2	3.539	89.9	—			1		1
1432AV	04183	3" Conduit Size Die	3"	3-1/2	3.539	89.9	—			1		1
2982AV	04653	3-1/2" Conduit Size Punch	3-1/2"	4	4.044	102.7	—			1		
2981AV	04652	3-1/2" Conduit Size Die	3-1/2"	4	4.044	102.7	—			1		
2984AV	04655	4" Conduit Size Punch	4"	4-1/2	4.544	115.4	—			1		1
2983AV	04654	4" Conduit Size Die	4"	4-1/2	4.544	115.4	—			1		1
21316	21316	Punch	—	—	0.598	15.2	9				1	
32002	32002	Die	—	—	0.598	15.2	9				1	
17700	17700	Punch	—	—	0.732	18.6	11				1	
32003	32003	Die	—	—	0.732	18.6	11				1	
17697	17697	Punch	—	—	0.803	20.4	13				1	
32004	32004	Die	—	—	0.803	20.4	13				1	
36882	36882	Punch	3/4"	—	1.115	28.3	21				1	
32006	32006	Die	3/4"	—	1.115	28.3	21				1	
36282	36282	30.5 mm Punch	—	1-7/32	1.210	30.5	—				1	
36279	36279	30.5 mm Die	—	1-7/32	1.210	30.5	—				1	
18331	18331	Punch	—	—	1.457	37.0	29				1	
32008	32008	Die	—	—	1.457	37.0	29				1	
17687	17687	Punch	—	—	1.850	47.0	36				1	
32009	32009	Die	—	—	1.850	47.0	36				1	
17690	17690	Punch	—	—	2.362	60.0	48				1	
32011	32011	Die	—	—	2.362	60.0	48				1	
746	17091	Ram (includes following item)						1	1	1	1	1
2113AA	03294	Draw Stud—3/4" x 5-3/8"						1	1	1	1	1
1557AA	03170	Punch Sleeve						1	1	1	1	1
1614SS	30043	Draw Stud—3/8" x 2-13/16"						2	2	2	2	2
15908	15908	Spacer Group (includes 1 ea. of the following 3 items)										
1924AA	03248	Spacer-Short						1	1	1	1	1
1925AA	03249	Spacer-Medium						1	1	1	1	1
1926AA	06904	Spacer-Long						1	1	1	1	1
34410	34410	Kwik Stepper® Step Bit 1/2"						1	1	1	1	1
767	13284	Hydraulic Hand Pump						1	1	1	1	1
06302	06302	High Pressure Hose—1/4" x 3'						1	1	1	1	1
30206	30206	Plastic Case						1	1		1	
18402	18402	Steel Case								1		1

See Slug-Buster Knockout Punches on pages 36 and 37.

R = REPLACEMENT PART **A** = ACCESSORY

Holemaking

USA Tel: 800.435.0786
Fax: 800.451.2632

Canada Tel: 800.435.0786
Fax: 800.524.2853

International Tel: +1.815.397.7070
Fax: +1.815.397.9247

KNOCKOUT PARTS CABINETS

Knockout Punch Parts Assortment Cabinets



7360SB



7361SB

- Includes balanced stock of replacement parts in sturdy steel cabinets.

CAT. NO.	UPC NO.	DESCRIPTION
7360SB	34358	Knockout Punch Parts Assortment 1/2" - 2". Includes Metal Cabinet 14" High, 13" Wide and 14-3/4" Deep, with 4 Drawers.
7361SB	34359	Knockout Punch Parts Assortment 1/2" - 3". Includes Metal Cabinet 19-1/2" High, 27" Wide and 15" Deep with 4 Drawers.

7361SB/34359 PARTS CABINET INCLUDES

CAT. NO.	UPC NO.	DESCRIPTION	QTY.
721-1/2	31756	R Slug-Buster® 1/2" Conduit Punch	18
14722	14722	R 1/2" Conduit Die	12
721-3/4	31757	R Slug-Buster 3/4" Conduit Punch	6
124AV	06972	R 3/4" Conduit Die	6
721-1	31758	R Slug-Buster 1" Conduit Punch	6
126AV	04011	R 1" Conduit Die	6
721-1-1/4	31759	R Slug-Buster 1-1/4" Conduit Punch	6
128AV	04013	R 1-1/4" Conduit Die	6
721-1-1/2	31760	R Slug-Buster 1-1/2" Conduit Punch	3
440AV	04061	R 1-1/2" Conduit Die	3
721-2	31761	R Slug-Buster 2" Conduit Punch	3
442AV	04063	R 2" Conduit Die	2
1429AV	04175	R 2-1/2" Conduit Punch	1
1430AV	04177	R 2-1/2" Conduit Die	1
1431AV	04180	R 3" Conduit Punch	1
1432AV	04183	R 3" Conduit Die	1
00042	00042	R 3/8" Draw Stud	12
249AVBB	04040	R 3/4" Drive Screw	8
304AVBB	04042	R 3/4" Drive Screw	6
1434AV	04188	R 5-1/2" x 3/4" Drive Screw	1
1433AVBB	04187	R 1" Ball Bearing Nut	1
12097	12097	R 3/8" Adapter Screw	6
30227	30227	R 7/16" Adapter Screw	2
12098	12098	R 3/4" Adapter Screw	2
12099	12099	R 3/4" Ball Bearing Adapter Screw	1
1614SS	30043	R 3/8" Stainless Steel Adapter	20
2113AA	03294	R 3/4" Piston Shaft	6
1557AA	03170	R 1-1/8" Thread Sleeve	1
3037AV	04686	R 3-1/2", 4" & 5" Conduit Bushing	1
1924AA	03248	R Short Spacer	3
1925AA	03249	R Medium Spacer	3
1926AA	06904	R Long Spacer	3
15908	15908	R Spacer Unit	1
28154	28154	R Punch 1/2" HD Slug-Splitter®	1
28155	28155	R Die 1/2" HD Slug-Splitter	1
29451	29451	R Draw Stud, 7/16" Stainless Steel	1
31834	31834	R Cabinet A only (top)	1
31849	31849	R Cabinet B only (bottom)	1

7360SB/34358 PARTS CABINET INCLUDES

CAT. NO.	UPC NO.	DESCRIPTION	QTY.
721-1/2	31756	R Slug-Buster 1/2" Conduit Punch	18
14722	14722	R 1/2" Conduit Die	12
721-3/4	31757	R Slug-Buster 3/4" Conduit Punch	6
124AV	06972	R 3/4" Conduit Die	6
721-1	31758	R Slug-Buster 1" Conduit Punch	3
126AV	04011	R 1" Conduit Die	3
721-1-1/4	31759	R Slug-Buster 1-1/4" Conduit Punch	3
128AV	04013	R 1-1/4" Conduit Die	3
721-1-1/2	31760	R Slug-Buster 1-1/2" Conduit Punch	2
440AV	04061	R 1-1/2" Conduit Die	2
721-2	31761	R Slug-Buster 2" Conduit Punch	2
442AV	04063	R 2" Conduit Die	1
00042	00042	R 3/8" Draw Stud	12
249AVBB	04040	R 3/4" Drive Screw	4
304AVBB	04042	R 3/4" Drive Screw	4
12097	12097	R 3/8" Adapter Screw	4
12098	12098	R 3/4" Adapter Screw	2
1614SS	30043	R 3/8" Stainless Steel Adapter	20
2113AA	03294	R 3/4" Piston Shaft	4
31832	31832	R Cabinet only	1

C-FRAME PUNCHES

1731 & 1732 Portable C-Frame Punch Drivers



CAT. NO.	UPC NO.	DESCRIPTION	HOLE SIZE			KIT CAT/UPC NO.				
			SIZE	PG	Ø mm	1731/15911	1731H767/20486	1731F1725/25169	1732/27361	1732H755/27362
		C-Frame with Ram				✓	✓	✓	✓	✓
13266	13266	Punch Adapter - 3/8" Ø x 1/2" (9.5 mm)					✓		✓	✓
13267	13267	Punch Adapter - 3/4" Ø x 1" (19.0 mm)							✓	✓
13276	13276	Punch Adapter - 3/8" Ø x 1/2" (9.5 mm)				✓	✓	✓		
13277	13277	Punch Adapter - 3/4" Ø x 1" (19.0 mm)				✓	✓	✓		
13268	13268	Punch Adapter - 1-1/8" Ø (28.6 mm)							✓	✓
121AV	04006	1/2" Conduit Size Punch	1/2"	16	22.5	✓	✓	✓		
123AV	04008	3/4" Conduit Size Punch	3/4"	21	28.3	✓	✓	✓		
125AV	04010	1" Conduit Size Punch	1"	-	34.6	✓	✓	✓		
12087	12087	C-Frame 1/2" Conduit Size Die	1/2"	16	22.5	✓	✓	✓		
12086	12086	C-Frame 3/4" Conduit Size Die	3/4"	21	28.3	✓	✓	✓		
12085	12085	C-Frame 1" Conduit Size Die	1"	-	34.6	✓	✓	✓		
1725	25144	1725 Hydraulic Foot Pump						✓		
16634	16634	Steel Case				✓	✓	✓		
38316	38316	High Pressure Hose Unit - 1/4" x 3' (includes 1 each of the following 3 items:)					✓			
54169	54169	- 1/4" Male Coupler								
54170	54170	- Dust Cap								
06302	06302	- High Pressure Hose, 1/4" x 3'								
11791	11791	Die Adapter - 3/8" Ø (9.5 mm)							✓	✓
11790	11790	Die Adapter - 3/4" Ø (19.0 mm)							✓	✓
11789	11789	Die Adapter - 1-1/8" Ø (28.6 mm)							✓	✓
767	13284	Hydraulic Hand Pump					✓			
755	15677	Hydraulic Hand Pump								✓
37729	37729	Hydraulic Hose - 1/4" x 10' (3 m)						✓		
11289	11289	Hydraulic Hose - 3/8" x 6' (9.5 mm x 1.8)								✓
27335	27335	Metal Case							✓	✓
50642	50642	Nut - 3/4" - 10 (19.0 mm)							✓	✓
12079	12079	Frame								
15631	15631	Ram								
37614	37614	Quick Disconnect								
11903	11903	C-Frame								
13814	13814	Packing Kit								

1731 & 1732 Portable C-Frame Punch Drivers

- Fast, one-shot punching, no predrilling of pilot holes.
 - Throat measures 8" (203 mm) deep.
- 1731
- Great for punching junction boxes and small enclosures.
 - Punch can be used with ram inside or outside of the junction box.
 - For use with 1/2" – 1" (22.5 mm – 34.6 mm) conduit size and accessory sizes only.

- 1732
- Use with 1/2" through 4" conduit size and other round sizes only.
 - Use with Greenlee standard round punches and dies (optional).

SPECIFICATIONS

Capacity **1731:** Up through 10 gauge (3.0 mm) mild steel with Greenlee special C-Frame dies and standard punches; 1/2" through 1" conduit and 15.2 mm through 30.5 mm

1732: Up through 10 gauge (3.0 mm) mild steel with Greenlee Standard punches and dies; 1/2" through 4" conduit and 15.2 mm through 115.4 mm.


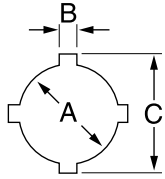
CAT. NO.	UPC NO.	DESCRIPTION	WEIGHT	
			LBS.	kg.
1731	15911	Driver with Ram, 1/2" Through 1" Conduit (22.5 mm through 34.6 mm) Punches and Dies	32	15
1732	27361	Driver with Ram, 3/8", 3/4" and 1-1/8" Punch and Die Adapters	59	27
1731H767	20486	Same as 1731 with 767 Hydraulic Hand Pump	36	17
1731F1725	25169	Same as 1731 with 1725 Hydraulic Foot Pump	43	20
21316	21316	Pg-9 (15.2 mm) Punch (optional)		
18557	18557	Pg-9 (15.2 mm) Die (optional)		
17700	17700	Pg-11 (18.6 mm) Punch (optional)		
18558	18558	Pg-11 (18.6 mm) Die (optional)		
17697	17697	Pg-13 (20.4 mm) Punch (optional)		
18559	18559	Pg-13 (20.4 mm) Die (optional)		
36282	36282	1-7/32" (30.5 mm) Oil Tight Punch (optional)		
37103	37103	1-7/32" (30.5 mm) Oil Tight Die (optional)		

R = REPLACEMENT PART **A** = ACCESSORY

SPECIAL APPLICATION PUNCHES

Oiltight Punches with Notches

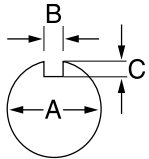
Other oiltight sizes without notches available in standard, Slug-Buster® and Slug-Splitter® designs.



HOLE SIZE						MAXIMUM CAPACITY MILD STEEL	OPERATION TYPE	CAT./UPC NO.					MINIMUM PILOT HOLE		WEIGHT LBS. kg.	OPTIONAL ADAPTER FOR HYDRAULIC DRIVERS			
INCH			mm					GA	mm	PUNCH UNIT (INCLUDES PUNCH, DIE, DRAW STUD AND NUTS)		DRAW STUD	BB DRIVE NUT	COUNTER NUT			INCH	mm	
A	B	C	A	B	C	PUNCH	DIE			BB DRIVE NUT	COUNTER NUT				INCH	mm			
.875	.125	1.000	22.5	3.2	25.4	14	2.0	Hand/Hydr.	60238	60239	60250	60117	60165	60258	.625	15.9	2.1	.95	60167◇
1.210	.190	1.380	30.5	4.8	36.0	10	3.5	Hand/Hydr.	60242	60243	60249	60117	60165	60258	.625	15.9	2.7	1.2	60167◇

For maximum draw stud life, Greenlee recommends the use of battery or hydraulic drivers.

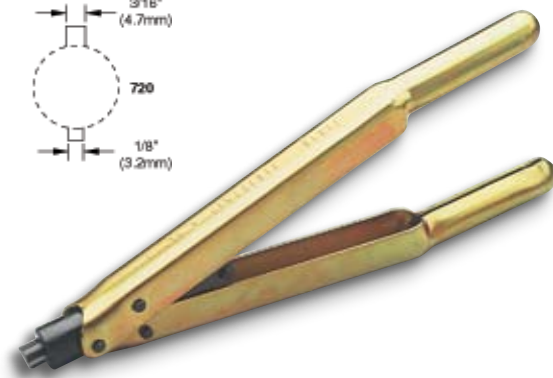
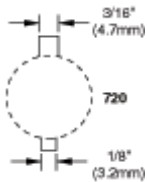
Key Punches



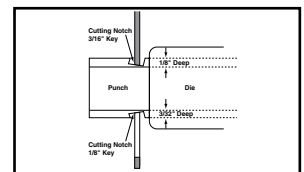
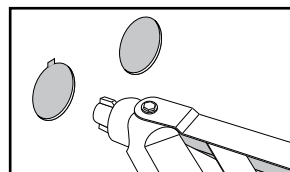
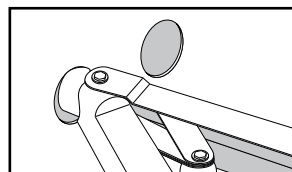
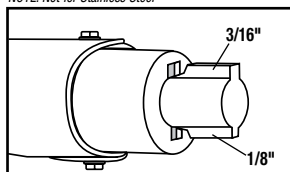
HOLE SIZE						MAXIMUM CAPACITY MILD STEEL	OPERATION TYPE	CAT./UPC NO.					MINIMUM PILOT HOLE		WEIGHT LBS. kg.	OPTIONAL ADAPTER FOR HYDRAULIC DRIVERS			
INCH			mm					GA	mm	PUNCH UNIT (INCLUDES PUNCH, DIE, DRAW STUD AND NUTS)		DRAW STUD	BB DRIVE NUT	COUNTER NUT			INCH	mm	
A	B	C	A	B	C	PUNCH	DIE			BB DRIVE NUT	COUNTER NUT				INCH	mm			
0.481	0.055	.030	12.2	1.4	.8	16	1.5	Hand/Hydr.	60101	60102	60103	60115	60120	05244	.375	9.5	.88	.4	60114◇
1.171	0.123	.097	29.7	3.1	2.5	14	2.0	Hand/Hydr.	60104	60105	60106	60166	60165	60258	.875	23.8	2.3	1.0	60167◇
1.265	0.156	.097	32.1	4.0	2.5	14	2.0	Hand/Hydr.	60107	60108	60109	60166	60165	60258	.875	23.8	2.4	1.1	60167◇
1.328	0.102	.097	33.7	2.6	2.5	14	2.0	Hand/Hydr.	60110	60111	60112	60166	60165	60258	.875	23.8	2.4	1.1	60167◇

For use with any Greenlee Hydraulic Driver or Battery-Powered Driver. For maximum draw stud life, Greenlee recommends the use of battery or hydraulic drivers

720 Keyway Punch



NOTE: Not for Stainless Steel



1. Locate proper cutting notch on the cutting head.
2. Place cutting notch inside edge of hole and cut keyway.
3. Withdraw the punch.
4. Use as a nibbler to make wider or deeper keyways.


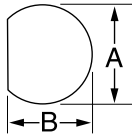
- Eliminates time-consuming hand sawing and filing when making keyways for push-button switches.
- Use as a nibbler to make wider or deeper keyways.
- Punches 1/8" (3.2 mm) or 3/16" (4.8 mm) keyways for 7/8" (22.5 mm) or 1-7/32" (30.5 mm) push-button holes.
- U.S. Patent No. 4,375,128; Canadian Patent No. 1,172,435.

CAT. NO.	UPC NO.	DESCRIPTION	WEIGHT LBS. kg.
720	26534	Keyway Punch	2.8 1.27
	26536	Punch	
	26538	Die	

SPECIFICATIONS

Operation Manual
Capacity 10 gauge (3.5 mm) mild steel

"D" Punches

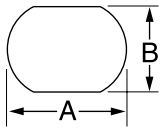


HOLE SIZE				MAXIMUM CAPACITY MILD STEEL		OPERATION TYPE	CAT./UPC NO.					MINIMUM PILOT HOLE		WEIGHT		OPTIONAL ADAPTER FOR HYDRAULIC DRIVERS	
INCH		mm		GA	mm		PUNCH UNIT (INCLUDES PUNCH, DIE, DRAW STUD AND NUTS)	PUNCH	DIE	DRAW STUD	BB DRIVE NUT	COUNTER NUT	INCH	mm	LBS.		kg.
A	B	A	B														
0.500	0.469	12.7	11.9	16	2.0	Hand/Hydr.	60077	60078	60079	60115	60120	05244	.375	9.5	.9	.41	60114◇
0.625	0.594	15.9	15.1	14	2.0	Hand/Hydr.	61080**			34421	34733	04638	.500	12.7	1.1	.50	33967◇
0.750	0.703	19.1	17.9	14	2.0	Hand/Hydr.	61083**			34421	34733	04638	.500	12.7	1.2	.50	33967◇

◇ For use with any Greenlee Hydraulic Driver or Battery-Powered Driver

For maximum draw stud life, Greenlee recommends the use of battery or hydraulic drivers
** Sold as Unit only

Double "D" Punches

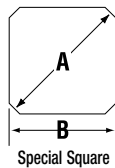



HOLE SIZE				MAXIMUM CAPACITY MILD STEEL		OPERATION TYPE	CAT./UPC NO.					MINIMUM PILOT HOLE		WEIGHT		OPTIONAL ADAPTER FOR HYDRAULIC DRIVERS
INCH		mm		GA	mm		PUNCH UNIT (INCLUDES PUNCH, DIE, DRAW STUD AND NUTS)	DRAW STUD	BB DRIVE NUT	COUNTER NUT	INCH	mm	LBS.	kg.		
A	B	A	B													
0.769	0.642	19.5	16.3	14	2.0	Hand/Hydr.	61086**	34421	34733	04638	.500	12.7	1.1	.50	33967◇	
0.795	0.697	20.2	17.6	14	2.0	Hand/Hydr.	61089**	34421	34733	04638	.500	12.7	1.1	.50	33967◇	
0.913	0.756	23.2	19.2	14	2.0	Hand/Hydr.	61092**	34421	34733	04638	.500	12.7	1.2	.54	33967◇	
0.913	0.795	23.2	20.2	14	2.0	Hand/Hydr.	61095**	34421	34733	04638	.500	12.7	2	.9	33967◇	
1.375	1.125	34.9	28.6	14	2.0	Hand/Hydr.	60098**	60166	60165	60258	.875	23.8	2.5	1.1	60167◇	

◇ For use with any Greenlee Hydraulic Driver or Battery-Powered Driver

For maximum draw stud life, Greenlee recommends the use of battery or hydraulic drivers
** Sold as Unit only

Square and Special Square Punches



HOLE SIZE				MAXIMUM CAPACITY MILD STEEL		OPERATION TYPE	CAT./UPC NO.					MINIMUM PILOT HOLE		WEIGHT		OPTIONAL ADAPTER FOR HYDRAULIC DRIVERS	
INCH		mm		GA	mm		PUNCH UNIT (INCLUDES PUNCH, DIE, DRAW STUD AND NUTS)	PUNCH	DIE	DRAW STUD	BB DRIVE NUT	COUNTER NUT	INCH	mm	LBS.		kg.
A	B	A	B														
1/2"	0.500 x 0.500	12.7 x 12.7		16	1.5	◇Hand/Hydr.	60001	60002	60003	60115	60120	05244	.375	9.5	1.1	.50	60114◇
5/8"	0.625 x 0.625	15.9 x 15.9		14	2.0	◇Hand/Hydr.	61004	60005	60006	34421	34733	04638	.500	12.7	1.5	.68	33967◇
3/4"	0.750 x 0.750	19.1 x 19.1		14	2.0	◇Hand/Hydr.	61007	60008	60009	34421	34733	04638	.500	12.7	1.5	.68	33967◇
7/8"	0.882 x 0.882	22.4 x 22.4		14	2.0	◇Hand/Hydr.	61010	60011	60012	34421	34733	04638	.500	12.7	1.8	.82	33967◇
	0.945 x 0.945	24.0 x 24.0		14	2.0	◇Hand/Hydr.	61013	60014	60015	34421	34733	04638	.500	12.7	2.3	1.0	33967◇
1"	1.000 x 1.000	25.4 x 25.4		14	2.0	◇Hand/Hydr.	60016	60017	60018	60117	60165	60258	.625	15.9	2.4	1.1	60167◇
	1.772 x 1.772	45.0 x 45.0		10	3.5	◇Hydr. Only	60287	60288	60289	60118	—	60235	1.188	30.2	6.0	2.7	◇
1-13/16"	1.811 x 1.811	46.0 x 46.0		10	3.5	◇Hydr. Only	60019	60020	60021	60118	—	60235	1.188	30.2	6.2	2.8	◇
2"	2.000 x 2.000	50.8 x 50.8		10	3.5	◇Hydr. Only	60168	60169	60170	60118	—	60235	1.188	30.2	6.9	3.1	◇
2-11/16"	2.677 x 2.677	68.0 x 68.0		10	3.5	◇Hydr. Only	60171	60172	60173	60118	—	60235	1.188	30.2	10.1	4.6	◇
3-5/8"	3.622 x 3.622	92.0 x 92.0		10	3.5	*Hydr. Only	60174	60175	60176	60118	—	60235	1.188	30.2	14.8	6.7	*
4-1/8"	4.125 x 4.125	104.8 x 104.8		10	3.5	*Hydr. Only	60177	60178	60179	60118	—	60235	1.188	30.2	18.8	8.5	*
	5.433 x 5.433	138.0 x 138.0		14	2.0	*Hydr. Only	60234	60023	60024	60118	—	60235	1.188	30.2	20	9.1	*

SPECIAL SQUARE

0.886(A)	0.791(B)	22.5 Ø(A)	20.1(B)	14	2.0	Hand/Hydr.	61125**			34421	34733	04638	.500	12.7	.7	.3	33967
----------	----------	-----------	---------	----	-----	------------	---------	--	--	-------	-------	-------	------	------	----	----	-------

*For use with Hand and Foot Pump Hydraulic Drivers with Ram
◇ For use with any Greenlee Hydraulic Driver or Battery-Powered Driver

For maximum draw stud life, Greenlee recommends the use of battery or hydraulic drivers
** Sold as Unit only

B = REPLACEMENT PART **A** = ACCESSORY

USA Tel: 800.435.0786
Fax: 800.451.2632

Canada Tel: 800.435.0786
Fax: 800.524.2853

International Tel: +1.815.397.7070
Fax: +1.815.397.9247

Rectangular Punches




HOLE SIZE		MAXIMUM CAPACITY MILD STEEL		OPERATION TYPE	CAT./UPC NO.						MINIMUM PILOT HOLE Ø		WEIGHT		OPTIONAL ADAPTER FOR HYDRAULIC DRIVERS
					PUNCH UNIT (INCLUDES PUNCH, DIE, DRAW STUDS AND NUTS)		PUNCH	DIE	DRAW STUD	BB DRIVE NUT					
INCH	mm	GA	mm								INCH	mm	LBS.	kg	
0.437 x 0.875	11.1 x 22.2	16	1.5	Hand/Hydr.	60025	60026	60027	60115	60120	05244	.375	9.5	1.2	.5	60114
0.670 x 0.749	17.0 x 19.0	14	2.0	Hand/Hydr.	61028	60029	60030	34421	34733	04638	.500	12.7	1.5	.68	33967
0.750 x 1.140	19.1 x 29.0	14	2.0	Hand/Hydr.	60031	60032	60033	60117	60165	60258	.625	15.9	2.3	1.0	60167
0.750 x 1.310	19.1 x 33.3	14	2.0	Hand/Hydr.	60034	60035	60036	60117	60165	60258	.625	15.9	2.3	1.0	60167
0.861 x 1.018	21.9 x 25.9	14	2.0	Hand/Hydr.	60037	60038	60039	60117	60165	60258	.625	15.9	2.3	1.0	60167
0.866 x 1.181	22.0 x 30.0	14	2.0	Hand/Hydr.	60040	60041	60042	60117	60165	60258	.625	15.9	2.4	1.1	60167
0.866 x 1.654	22.0 x 42.0	14	2.0	Hand/Hydr.	60043	60045	60046	60117	60165	60258	.625	15.9	2.9	1.3	60167
0.990 x 1.140	25.1 x 29.0	14	2.0	Hand/Hydr.	60047	60048	60049	60117	60165	60258	.625	15.9	2.6	1.2	60167
1.250 x 1.380	31.8 x 35.1	14	2.0	Hand/Hydr.	60050	60051	60052	60117	60165	60258	.625	15.9	3.1	1.4	60167
1.312 x 2.625	33.3 x 66.7	10	3.5	Hydr. Only	60053	60054	60055	60118	—	60235	1.188	30.2	5.1	2.3	Ø
1.378 x 2.047	35.0 x 52.0	10	3.5	Hydr. Only	60056	60057	60058	60118	—	60235	1.188	30.2	6.1	2.8	Ø
1.378 x 2.559	35.0 x 65.0	10	3.5	Hydr. Only	60059	60060	60061	60118	—	60235	1.188	30.2	6.8	3.1	Ø
1.378 x 3.228	35.0 x 82.0	14	2.0	*Hydr. Only	60062	60063	60064	60118	—	60235	1.188	30.2	7.7	3.5	*
1.378 x 4.409	35.0 x 112.0	14	2.0	*Hydr. Only	60065	60066	60067	60118	—	60235	1.188	30.2	9.2	4.2	*
1.811 x 3.622	46.0 x 92.0	10	3.5	*Hydr. Only	60068	60069	60070	60118	—	60235	1.188	30.2	8.9	4.0	*
2.250 x 3.500	57.2 x 88.9	10	3.5	*Hydr. Only	60071	60072	60073	60118	—	60235	1.188	30.2	10.1	4.6	*
2.677 x 5.433	68.0 x 138.0	14	2.0	*Hydr. Only	60074	60075	60076	60118	—	60235	1.188	30.2	16.1	7.3	*

*For use with with Hand and Foot Pump Hydraulic Drivers with Ram
 ØFor use with any Greenlee Hydraulic Driver or Battery-Powered Driver

For maximum draw stud life, Greenlee recommends the use of battery or hydraulic drivers

Electronic Connector Panel Punches



- Cut-out and mounting slots are punched in one operation.
- Drill only one 7/16" (11.1 mm) pilot hole. (See page 70 for Kwik Stepper® step bits.)
- Fast, accurate panel punching with no sawing or filing required.
- Universal size punches for front or back mount of TRW Cinch and ITT Cannon-type or equivalent connectors in 9, 15, 25, 37 or 50-pin configurations.
- U.S. Patent No. 4,899,447

SPECIFICATIONS

Capacity	16 gauge (1.5 mm) mild steel; 10 gauge (3.5 mm) aluminum
Operation	Manual with a wrench; Quick Draw® and Quick Draw 90® hydraulic drivers, Battery Driver, Ram and Pump hydraulic drivers aluminum

PUNCH UNIT		NO. OF PINS	DIMENSIONS			REPLACEMENT CAT./UPC NO.					WEIGHT	
CAT. NO.	UPC NO.		A	B	C	PUNCH	DIE UNIT	DRAW STUD	SQUARE COUNTER NUT	DRIVE NUT	LBS.	kg.
229	34436	9	.787" (20.0 mm)	.982" (24.9 mm)	.469" (11.9 mm)	34441	35196	34421	04638	34733	1.4	.64
231	34437	15	1.127" (28.6 mm)	1.309" (33.3 mm)	.469" (11.9 mm)	34442	35197	34421	04638	34733	1.5	.68
RS232	34420	25	1.655" (42.0 mm)	1.853" (47.1 mm)	.469" (11.9 mm)	34418	35198	34421	04638	34733	2.0	.91
234	34429	37	2.296" (58.3 mm)	2.497" (63.4 mm)	.469" (11.9 mm)	34427	35199	34421	04638	34733	2.0	.91
238	34444	50	2.201" (55.9 mm)	2.402" (61.0 mm)	.579" (14.7 mm)	34443	35200	34421	04638	34733	2.0	.91

For maximum draw stud life, Greenlee recommends the use of battery or hydraulic drivers

R = REPLACEMENT PART A = ACCESSORY

DRAW STUDS FOR KNOCKOUTS


Replacement Draw Studs for Manual Drivers

Replacement Draw Stud Selection Guide

Refer to the **ACTUAL SIZE PICTURES** and information below when ordering a replacement draw stud. Sizes given are diameter X length.



3026AV -
1-1/8" (28.6 mm) x 7-1/2" (190 mm)



304AVBB - 3/4" (19.0 mm) x 2-15/16" (75 mm)




00042 - 3/8" (9.5 mm) x 1-5/8" (41 mm)



249AVBB - 3/4" (19.0 mm) x 2-1/8" (54 mm)



1675AV Draw Stud - 1/4" (6.4 mm) x 1-3/8" (35 mm)



1434AV
3/4" (19.0 mm) x
5-1/2" (140 mm)

Replacement Draw Studs for Hydraulic Drivers

Replacement Draw Stud Selection Guide

Refer to the **ACTUAL SIZE PICTURES** and information below when ordering a replacement draw stud. Sizes given are diameter X length.



1557AA- 1-1/8" (28.6 mm) x 3" (76 mm)



1614SS- 3/8" (9.5 mm) x 2-13/16" (71 mm)



60114 (Adapter) - 3/4" (19 mm) x 1/4" (6.35 mm) internal



60167 (Adapter) - 3/4" (19 mm) x 1/2" (12.7 mm) internal



33967 (Adapter) - 3/4" (19 mm) x 3/8" (9.5 mm) internal



31872 - 3/4" (19 mm) x 4-1/2" (114.3 mm)



29451 - 7/16" (11.1 mm) x 4-1/4" (108 mm)



2113AA - 3/4" (19.0 mm) x 5-3/8" (137 mm)



29452 - 3/4" (19.0 mm) x 5-1/2" (140 mm)

International Tel: +1.815.397.7070
Fax: +1.815.397.9247

Canada Tel: 800.435.0786
Fax: 800.524.2853

USA Tel: 800.435.0786
Fax: 800.451.2632

Replacement Draw Studs for Ratchet Drivers

Replacement Draw Stud Selection Guide

Refer to the **ACTUAL SIZE PICTURES** and information below when ordering a replacement draw stud. Sizes given are diameter X length.



12099 – 3/4" (19.0 mm) x 4-3/4" (121 mm)



30227 – 7/16" (11.1 mm) x 3-5/8" (92 mm)



12097 – 3/8" (9.5 mm) x 3-1/2" (89 mm)

Replacement Draw Studs for Special Shape Punches

Replacement Draw Stud Selection Guide

Refer to the **ACTUAL SIZE PICTURES** and information below when ordering a replacement draw stud. Sizes given are diameter X length.

For maximum draw stud life, Greenlee recommends the use of battery or hydraulic drivers.



60166 - 1/2" (12.7 mm) x 4-5/8" (117.5 mm)



60117 - 1/2" (12.7 mm) x 4-5/8" (117.5 mm)



34421 - 3/8" (9.5 mm) x 3-1/2" (88.9 mm)



60115 - 1/4" (6.3 mm) x 3-7/16" (87.3 mm)



60116 - 1/2" (12.7 mm) x 4-5/8" (117.5 mm)

60118 - 3/4" (19 mm)
x 6-3/4" (171.5 mm)

STUD PUNCHES

Structural Stud Punch



- Punch 16 and 18 gauge structural studs in **5 seconds**.
- Punch **200 holes** per battery charge, 2 batteries & charger included, eliminating downtime.
- Punches a 1.34 (34.1 mm) diameter hole in 16 (1.5 mm) gauge steel. For use with Greenlee 712A bushings.
- Swivel head rotates 360° for use in tight corners.
- Pistol grip handle gives better leverage and reduces fatigue.
- Replacement punch and die.
- Lightweight 9.2 lb. tool provides heavy-duty performance.

BATTERY-POWERED STUD PUNCH

CAT. NO.	UPC NO.	ACTUAL HOLE SIZE		WEIGHT		LENGTH		HEIGHT		CAPACITY		BATTERY	CHARGER
		IN.	mm	LBS.	kg	IN.	mm	IN.	mm	GA	mm		
ESP710-11	10307	1-11/32	34.1	9.2	4.2	15	381	11-3/4	298	16	1.5	12V2.0 Ah NiCd	120 Volt
ESP710-12	10308	1-11/32	34.1	9.2	4.2	15	381	11-3/4	298	16	1.5	12V2.0 Ah NiCd	12 Volt
ESP710-22	10309	1-11/32	34.1	9.2	4.2	15	381	11-3/4	298	16	1.5	12V2.0 Ah NiCd	230 Volt

CAT. NO.	UPC NO.	DESCRIPTION
12274	12274	Carrying Strap
02999	02999	12V NiCd battery
MKESP710GL	10303	Carrying Case
03046	03046	120V Charger
03048	03048	12V Charger
03047	03047	230V Charger

Plumber Stud Punch



- Punches 2-5/8" (66.7 mm) diameter hole in metal studs for professional-looking installation of 2" water, vent, waste pipes.
- Two-speed lever action for fast, easy punching of 24 to 20 gauge thick metal studs.
- 2-1/8" (54 mm) throat width fits over most studs and channels.
- High strength alloy aluminum c-frame and handle provides lightweight tool for easy handling—10.6 lb. (4.8 kg).
- Lever action punch retraction strips punch out of metal stud fast and easy. Patent #6,647,630

PLUMBER STUD PUNCH

CAT. NO.	UPC NO.	ACTUAL HOLE SIZE		WEIGHT		LENGTH		HEIGHT		CAPACITY	
		IN.	mm	LBS.	kg	IN.	mm	IN.	mm	GA	mm
713	06430	2-5/8	66.7	10.6	4.8	23-1/2	596	9-3/4	247	24-20	0.9

CAT. NO.	UPC NO.	DESCRIPTION
08377	08377	Punch for 713
08379	08379	Die for 713

= REPLACEMENT PART = ACCESSORY

Metal Stud Punches




- Punch up through 20 gauge (0.9 mm) steel studs in one stroke.
- Aluminum head provides strength with minimum weight, reducing operator fatigue.
- Contoured handle design gives better operator leverage and makes it possible to punch in tight places.
- Self-stripping design eliminates punch hang-ups.
- Automatically centers holes on standard studs.
- Conversion kit available to upgrade early models from 24 gauge to 20 gauge maximum capacity.

SPECIFICATIONS

Capacity	709 - 1-5/8" (41.3 mm) and wider studs.
	20 gauge (0.9 mm) steel studs.
	710 - 2-1/2" (63.4 mm) and wider studs.
	20 gauge (0.9 mm) steel studs.

CAT. NO.	UPC NO.	DESCRIPTION	WEIGHT	
			LBS.	kg
709	22280	7/8" (22.2 mm) Diameter Stud Punch	7	3.2
710	21285	1-11/32" (34.1 mm) Diameter Stud Punch	7.5	3.5
30968	30968	Conversion Kit – Upgrades Early Model 709 or 710 from 24 to 20 Gauge Maximum Capacity		
121AV	04006	R Punch for 709		
22286	22286	R Die for 709		
24823	24823	R Punch for 710		
21297	21297	R Die for 710		
06015	06015	Repair Kit		
36617	36617	Link		

Bushings for Metal Stud Punches



- Triple lock design holds bushing securely.
- Locks securely into metal studs from 24 gauge to 12 gauge (0.6 mm to 2.5 mm).
- Helps protect wire insulation from sharp edges of metal studs.
- Makes pulling smooth and easy by preventing hang-ups of cable on raw metal edges.

CAT. NO.	UPC NO.	DESCRIPTION	WEIGHT	
			LBS.	kg
711C	22288	100 Bushings for Hole Punched by 709 for 7/8" (22.2 mm) Diameter Hole	.5	.23
711M	22289	1,000 Bushings for Hole Punched by 709 for 7/8" (22.2 mm) Diameter Hole	3.7	1.7
712A100	05927	100 Bushings for Pre-Punched Hole or 1-11/32" (34.1 mm) Diameter Hole Punched by 710	1.4	.64
712A1000	05928	1,000 Bushings for Pre-Punched Hole or 1-11/32" (34.1 mm) Diameter Hole Punched by 710	15.5	7.0

Manual Stud Punch



- Punch up through 20 gauge (0.9 mm) steel studs in one stroke.
- Unique patented punch rolls the edge over for smooth installation of armored cable; cable won't hang up.
- Contoured handle design gives better operator leverage and makes it possible to punch in tight places.
- Automatically centers holes on standard studs.

MANUAL STUD PUNCH

CAT. NO.	UPC NO.	ACTUAL HOLE SIZE		WEIGHT		LENGTH		HEIGHT		CAPACITY	
		IN.	mm	LBS.	kg	IN.	mm	IN.	mm	GA	mm
724	10415	1-1/4	31.7	4.0	1.8	16-3/4	426	4-1/2	114	24-20	0.9

CAT. NO.	UPC NO.	DESCRIPTION
10419	10419	R Punch for 724

DRILL/TAPS

Combination Drill/Tap Bits



NEW



DTAPKITM

- Complete hole drilling, tapping and deburring/countersinking in one operation with power drill saves labor and time.
- Back tapered beyond tap to prevent thread damage from over-drilling.
- Deburr/countersink also provided on bit beyond back taper.
- Made from hardened high-speed steel vs. carbon steel for longer life.
- High quality hex shank to ensure strong connection to drill chuck.
- Designed to tap up to 10-gauge metal.
- Quick change adaptor included in both metric and standard kits.

CAT. NO.	UPC NO.	DESCRIPTION	DTAPKIT	DTAPKITM
DTAPKITM	12151	M3-M10 6 Piece Drill/Tap Set		
DTAPKIT	17620	6-32 to 1/4-20 6-piece Drill Tap Set		
DTAP6-32	17611	R 6-32NC Drill/Tap Bit	X	
DTAP8-32	17612	R 8-32NC Drill/Tap Bit	X	
DTAP10-24	17613	R 10-24NC Drill/Tap Bit	X	
DTAP10-32	17614	R 10-32NF Drill/Tap Bit	X	
DTAP12-24	17615	R 12-24NC Drill/Tap Bit	X	
DTAP1/4-20	17616	R 1/4-20NC Drill/Tap Bit	X	
DTAP5/16-18	11627	5/16-18NC Drill/Tap Bit		
DTAP3/8-16	11628	3/8-16NC Drill/Tap Bit		
DTAPM3C	12160	R M3 X .50 Drill/Tap Bit		X
DTAPM4C	12161	R M4 X .70 Drill/Tap Bit		X
DTAPM5C	12162	R M5 X .80 Drill/Tap Bit		X
DTAPM6C	12163	R M6 X 1.00 Drill/Tap Bit		X
DTAPM8C	12164	R M8 X 1.25 Drill/Tap Bit		X
DTAPM10C	12165	R M10 X 1.50 Drill/Tap Bit		X

SPECIFICATIONS

Material thickness	Up to 10 gauge
Material type	Mild steel, copper, brass, aluminum
Shank	1/4" quick change hex
Drill Material	High-speed steel
Drill point	Split point with web thinning



NOTE: TO EXTEND THE LIFE OF YOUR TOOL, SEE CUTTING/THREADING OIL ON PAGE 376.

STEP BITS

Kwik Stepper® Step Bits



- Unique split-tip design penetrates through steel faster.
- Resists walking or skidding, even on round surfaces.
- Balanced, double-flute construction requires less pressure, does the work for you.
- Designed and manufactured in USA.

CAT. NO.	UPC NO.	DESCRIPTION
35884	35884	Kwik Stepper Step Bit Kit
03607	03607	Kwik Stepper Step Bit Kit

SPECIFICATIONS	
Hole Sizes	From 1/8" through 1-3/8" (3.2 - 34.9 mm)
Capacity	Cut up through 3/8" (9.5 mm) mild steel, copper, brass, aluminum, wood, plastic and laminates

CAT. NO.	UPC NO.	DESCRIPTION	03607	35884
34401	34401	1/2" Multi-Hole Step Bit	•	•
34403	34403	7/8" Multi-Hole Step Bit	•	•
30008	30008	1-1/8" Multi-Hole Step Bit	•	•
35936	35936	Plastic Case	•	•

Single-hole bits are designed to drill one indicated hole size through a series of steps from bit tip to full size.

Multi-hole bits allow you to drill a hole in any of the stated diameters.

									METRIC		
	1/2" (12.7 mm) Single-Hole Step Bit	1/2" (12.7 mm) Multi-Hole Step Bit	1/2" (12.7 mm) Multi-Hole Step Bit	13/16" (20.6 mm) Multi-Hole Step Bit	7/8" (22.2 mm) Single-Hole Step Bit	7/8" (22.2 mm) Multi-Hole Step Bit	1-1/8" Electrician's Step Bit	1-1/8" (34.9 mm) Multi-Hole Step Bit	9.7 mm (.382") Multi-Hole Step Bit	30.5 mm (1.201") Multi-Hole Step Bit	32.5 mm (1.280")

SIZE		CAT./UPC NO.										
INCHES	mm	34410	34401	36402	30005	34411	34403	30008	36414	36018	36020	36022
1/8	3.2		✓									
5/32"	4.0		✓									
3/16"	4.8		✓	✓	✓		✓					
7/32"	5.6		✓									
1/4"	6.4		✓	✓	✓		✓					
9/32"	7.1		✓									
5/16"	7.9		✓	✓	✓		✓					
11/32"	8.7		✓									
3/8"	9.5		✓	✓	✓		✓					
0.382"	9.7										✓	
13/32"	10.3		✓									
7/16"	11.1		✓	✓	✓		✓					
15/32"	11.9		✓									
0.492"	12.5										✓ Pg-7	
1/2"	12.7	✓	✓	✓	✓		✓	✓				
9/16"	14.3				✓		✓					
0.598"	15.2										✓ Pg-9	
5/8"	15.9				✓		✓					
0.638"	16.2											✓ ISO-16
11/16"	17.5				✓		✓					
0.732"	18.6										✓ Pg-11	
3/4"	19.1				✓		✓					
0.803"	20.4										✓ Pg-13	✓ ISO-20
13/16"	20.6				✓		✓					
7/8"	22.2					✓	✓	✓	✓			
0.886"	22.5										✓ Pg-16	
1.00"	25.4											✓ ISO-25
1.114"	28.3										✓ Pg-21	
1-1/8"	28.6							✓	✓			
1.201"	30.5								✓			
1-7/32"	31.0								✓			
1-1/4"	31.8								✓			
1.280"	32.5											✓ ISO-32
1-3/8"	34.9								✓			
Overall Length		1-7/8" (47.6 mm)	3-3/8" (85.7 mm)	3-7/16" (87.3 mm)	3-7/16" (87.3 mm)	2-7/16" (61.9 mm)	3-9/16" (90.5 mm)	2-15/16" (74.6 mm)	3-1/8" (79.4 mm)	1-7/8" (47.6 mm)	3-3/4" (95.3 mm)	3-3/8" (85.7 mm)
Minimum		3/8"	3/8"	3/8"	3/8"	3/8"	3/8"	3/8"	3/8"	3/8"	3/8"	3/8"
Chuck Size		(9.5 mm)	(9.5 mm)	(9.5 mm)	(9.5 mm)	(9.5 mm)	(9.5 mm)	(9.5 mm)	(9.5 mm)	(9.5 mm)	(9.5 mm)	(9.5 mm)
Maximum Material Thickness		10 gauge (3.5 mm)	10 gauge (3.5 mm)	3/8" (9.5 mm)	3/8" (9.5 mm)	10 gauge (3.5 mm)	10 gauge (3.5 mm)	10 gauge (3.5 mm)	10 gauge (3.5 mm)	10 gauge (3.5 mm)	10 gauge (6.4 mm)	1/4" (6.4 mm)
Bit Extension		901	901	901	901	—	—	—	—	901	—	—

AUGER BITS

Nail Eater II® Wood Boring Bits



- Patented new design for improved cutting and cleaner holes.
- Self-feeding screw point draws bit through wood.
- Unique patented design cutting angle - smoother starts, reduced cutting loads.
- Made of super tough, heat-treated steel; cuts through nails and provides longer life.
- "Shorty" bits - for working in tight places, yet still can go through three abutting 2 x 4s.
- See "Bit Extensions" if more length is required (see page 72).
- P.O.P packaged

SPECIFICATIONS

61 PTS SHORTY NAIL EATER II, 62 PTS AND 61/62 BIG SHANK SHORTY NAIL EATER II BITS	
Overall Length	7-5/8" (193.7 mm)
Twist Length	5" (127 mm)
Electric drill required	61 PTS - 5/8 through 61 PTS - 1, minimum 3/8" drill; All Big Shank, 1/2" drill.
66 PT NAIL EATER II BITS	
Overall Length	18" (457.2 mm)
Twist Length	15" (381 mm)

61PTS SHORTY, 62PTS AND 61/62 PTS BIG SHANK SHORTY NAIL EATER II BITS

CAT. NO.	POP UPC NO.	BULK UPC NO.	HOLE DIA.		HEX SHANK		WEIGHT	
			INCH	mm	INCH	mm	LBS.	g
61PTS-5/8	30419	—	5/8	15.9	5/16	7.9	.3	137
61PTS-3/4	30423	—	3/4	19.1	5/16	7.9	.4	182
61PTS-7/8	30427	—	7/8	22.2	5/16	7.9	.5	227
61PTS-1	30429	—	1	25.4	5/16	7.9	.8	363
62PTS-5/8	31788	—	5/8	15.9	7/16	11.1	.3	137
62PTS-11/16	31790	—	11/16	17.5	7/16	11.1	.4	182
62PTS-3/4	31792	36640	3/4	19.1	7/16	11.1	.5	227
62PTS-13/16	31794	—	13/16	20.6	7/16	11.1	.5	227
62PTS-7/8	31796	36642	7/8	22.2	7/16	11.1	.6	273
62PTS-1	31798	36643	1	25.4	7/16	11.1	.7	318
61/62PTS-1-1/8	30431	—	1-1/8	28.6	7/16	11.1	.9	409
61/62PTS-1-1/4	30433	—	1-1/4	31.8	7/16	11.1	1.1	499

66PT NAIL EATER II BITS

CAT. NO.	POP UPC NO.	BULK UPC NO.	HOLE DIA.		HEX SHANK		WEIGHT	
			INCH	mm	INCH	mm	LBS.	g
66PT-1/2	30915	—	1/2	12.7	5/16	7.9	.7	318
66PT-5/8	30919	—	5/8	15.9	7/16	11.1	.8	363
66PT-11/16	30921	—	11/16	17.5	7/16	11.1	1	454
66PT-3/4	30923	36659	3/4	19.1	7/16	11.1	1.2	545
66PT-13/16	30925	—	13/16	20.6	7/16	11.1	1.2	545
66PT-7/8	30927	36662	7/8	22.2	7/16	11.1	1.5	681
66PT-15/16	30929	—	15/16	23.8	7/16	11.1	1.6	726
66PT-1	30931	36664	1	25.4	7/16	11.1	1.8	817
66PT-1-1/8	30935	—	1-1/8	28.6	7/16	11.1	2.3	1044
66PT-1-1/4	30937	—	1-1/4	31.8	7/16	11.1	2.8	1270

Nail Eater II® Impact Bits



- Quickly bore through creosoted and salt-treated utility poles.
- Resists wear, eats through nails and staples.
- Self-feeding screw point draws the bit through the wood.
- 7/16" hex shank to fit impact drivers.
- Available in 18" overall length.

CAT. NO.	UPC NO.	HARDWARE DIA.		HOLE DIA.		OVERALL LENGTH		HEX SHANK		WEIGHT	
		INCH	mm	INCH	mm	INCH	mm	INCH	mm	LBS.	g
37868	37868	9/16	14.3	5/8	15.9	18	457.2	7/16	11.1	0.9	409
37869	37869	11/16	17.5	3/4	19.1	18	457.2	7/16	11.1	1.1	499
37870	37870	13/16	20.6	7/8	22.2	18	457.2	7/16	11.1	1.4	636
37871	37871	15/16	23.8	1	25.4	18	457.2	7/16	11.1	1.5	681

Bit Extensions



- Extend bit lengths - Holesaw arbors, spade bits, Nail Eater II® bits, Electrician's bits and Step bits.
- Use for boring deeper in wood.

CAT. NO.	UPC NO.	DESCRIPTION
3713GB	50962	R Set Screw for 901-12/02706
3678GB	50753	R Set Screw for 902-18/02707 and 902-24/02708
3693GB	50765	R Set Screw for 904-5-1/2/34996
53892	53892	R Set Screw for 904H-12/34980, 904H-18/35356 and 904H-24/35358
51376	51376	R Allen Wrench for use with Set Screws for 901-12/02706, 902-18/02707 and 902-24/02708
52144	52144	R Allen Wrench for use with Set Screws for 904-5-1/2/34996

CAT. NO.	UPC NO.	LENGTH		HEX SHANK		HOLE DIA.		HEAD DIA.		WEIGHT	
		INCH	mm	INCH	mm	INCH	mm	INCH	mm	LBS.	g
901-12	02706	12	304.8	1/4	6.4	1/4	6.4	9/16	14.3	1.4	636
902-18	02707	18	457.2	5/16	7.9	23/64	9.1	21/32	16.7	2.5	1134
902-24	02708	24	609.6	5/16	7.9	23/64	9.1	21/32	16.7	3.4	1543
904-5-1/2	34996	5-1/2	139.7	7/16	11.1	1/2	12.7	1	25.4	2.1	953
904H-12	34980	12	304.8	7/16	11.1	**		23/32	18.3	2.9	1316
904H-18	35356	18	457.2	7/16	11.1	**		23/32	18.3	4.3	1951
904H-24	35358	24	609.6	7/16	11.1	**		23/32	18.3	5	2268

**For 7/16" Hex or 1/2" Round with 3 Flats, 1/4" Wide

International Tel: +1.815.397.7070
Fax: +1.815.397.9247

Canada Tel: 800.435.0786
Fax: 800.524.2853

USA Tel: 800.435.0786
Fax: 800.451.2632

149G E-Z Bore® Bits



- Double-end replaceable screw point. Choose the right feed for the material you are drilling. Fine thread for hardwoods, coarse thread for fast, effortless drilling even in soft, gummy woods.
- Tapered backside for easier removal.
- Open design won't clog with wood chips.
- Three milled flats for use in portable electric or pneumatic drills and stationary boring machines.

CAT. NO.	UPC NO.	DESCRIPTION
4236AV	05133	R Screw Point for 149G - 1, 149G - 1-1/8, 149G - 1-1/4, 149G - 1-3/8, 149G - 1-1/2, 149G - 1-3/4, 149G - 2, 149G - 2-1/8, 149G - 2-1/4, 149G - 2-9/16 and 149G - 3
18358	18358	R Screw Point for 149G-3-5/8 and 4-5/8

CAT. NO.	UPC NO.	HOLE DIA.		OVERALL LENGTH		PIPE & CONDUIT SIZE	WEIGHT	
		INCH	mm	INCH	mm		LBS.	g
149G-1	34985	1	25.4	5	127.0	1/2"	.4	18
149G-1-1/8	29388	1-1/8	28.6	5	127.0	1/2" & 3/4"	.3	137
149G-1-1/4	29389	1-1/4	31.8	5	127.0	3/4"	.3	137
149G-1-3/8	29390	1-3/8	34.9	5	127.0	—	.4	182
149G-1-1/2	29391	1-1/2	38.1	5	127.0	1"	.4	182
149G-1-3/4	29392	1-3/4	44.4	5	127.0	1-1/4"	.5	227
149G-2	34986	2	50.8	5	127.0	—	.6	273
149G-2-1/8	29393	2-1/8	54.0	5	127.0	1-1/2"	.7	318
149G-2-1/4	29395	2-1/4	57.2	5	127.0	—	.7	318
149G-2-9/16	29396	2-9/16	65.1	5	127.0	2"	.8	363
149G-3	34987	3	76.2	5	127.0	2-1/2"	1.1	499
149G-3-5/8	29398	3-5/8	92.1	6-1/4	158.8	3"	2.1	953
149G-4-5/8	29400	4-5/8	117.5	6-1/4	158.8	4"	2.6	1179

Conduit and Pipe Bit Sets



1441 / 34995
Contractor's Bit Kit

- Complete assortment of the most commonly used E-Z Bore bits.
- High-impact, rugged plastic carrying case.
- Full complement of accessories conveniently stored.

CAT. NO.	UPC NO.	DESCRIPTION	WEIGHT	
			LBS.	kg
1441	34995	Contractor's Bit Kit	6	2.72

CAT. NO.	UPC NO.	DESCRIPTION	KIT CAT./UPC NO.
			1441/34995
149G-1	34985	1" (25.4 mm) E-Z Bore Bit	✓
149G-1-1/8	29388	1-1/8" (28.6 mm) E-Z Bore Bit	✓
149G-1-1/4	29389	1-1/4" (31.8 mm) E-Z Bore Bit	✓
149G-1-1/2	29391	1-1/2" (38.1 mm) E-Z Bore Bit	✓
149G-1-3/4	29392	1-3/4" (44.4 mm) E-Z Bore Bit	✓
149G-2-1/8	29393	2-1/8" (54.0 mm) E-Z Bore Bit	✓
149G-2-9/16	29396	2-9/16" (65.0 mm) E-Z Bore Bit	✓
4236AV	05133	Double End Screw Point	✓
51376	51376	1/8" Allen Wrench	✓
52144	52144	5/32" Allen Wrench	✓
904-5-1/2	34996	5-1/2" Bit Extension	✓
34997	34997	Plastic Case	✓

Self-Feeding Spade Bits

NEW



34AR6

Bore hardwood, softwood, plywood and drywall.

- Innovative self-feeding design requires less effort and reduces vibration.
- Unique tapered design allows existing hole enlargement.
- 1/4" Quick change hex shank.
- Forged and heat treated for long life.
- For use in 1/4" (6.4 mm) or larger power drills.
- Hole in top center of bit for wire pulling.
- See "Bit Extensions" (page 72) if more length required.
- P.O.P. Packaged.



SPADE BIT KIT

CAT. NO.	UPC NO.	DESCRIPTION	WEIGHT	
			LB.	g
34AR-6	03710	Self-Feeding Spade Bit Kit (6PC)	.83	376.48

34A SPADE BITS – LENGTH 6-1/4" (158.8 mm)

CAT. NO.	UPC NO.	HOLE DIA.		HEX SHANK		WEIGHT		KIT CAT./UPC NO. 34AR-6/ 03710
		INCH	mm	INCH	mm	LBS.	g	
34A-3/8	03711	3/8	9.5	1/4	6.4	.09	40.8	1
34A-1/2	03712	1/2	12.7	1/4	6.4	.1	45.3	1
34A-5/8	03713	5/8	15.9	1/4	6.4	.1	45.3	1
34A-3/4	03714	3/4	19.1	1/4	6.4	.1	45.3	1
34A-7/8	03715	7/8	22.2	1/4	6.4	.12	54.4	1
34A-1	03716	1	25.4	1/4	6.4	.12	54.4	1

Spade Bits



Bore hardwood, softwood, plywood and drywall.

- Forged and heat treated for long life.
- For use in 1/4" (6.4 mm) or larger power drills.
- Hole in top center of bit for wire pulling.
- See "Bit Extensions" (page 72) if more length required.
- P.O.P. Packaged.

33A SPADE BITS – LENGTH 6-1/4" (158.8 mm)

CAT. NO.	UPC NO.	HOLE DIA.		HEX SHANK		WEIGHT		KIT CAT./UPC NO. 33AR-6/ 20364
		INCH	mm	INCH	mm	LBS.	g	
33A-1/4	20344	1/4	6.4	1/4	6.4	.05	23.0	
33A-3/8	20346	3/8	9.5	1/4	6.4	.09	40.8	1
33A-1/2	20348	1/2	12.7	1/4	6.4	.1	45.3	1
33A-5/8	20350	5/8	15.9	1/4	6.4	.1	45.3	1
33A-3/4	20352	3/4	19.1	1/4	6.4	.1	45.3	1
33A-7/8	20354	7/8	22.2	1/4	6.4	.12	54.4	1
33A-1	20357	1	25.4	1/4	6.4	.12	54.4	1
33A-1-1/8	20358	1-1/8	28.6	1/4	6.4	.15	68.0	
33A-1-1/4	20359	1-1/4	31.8	1/4	6.4	.15	68.0	
33A-1-3/8	20360	1-3/8	34.9	1/4	6.4	.16	72.6	
33A-1-1/2	20361	1-1/2	38.1	1/4	6.4	.16	72.6	

33L SPADE BITS – LENGTH 16" (406.4 mm)

CAT. NO.	UPC NO.	HOLE DIA.		HEX SHANK		WEIGHT	
		INCH	mm	INCH	mm	LBS.	g
33L-1/4	31535	1/4	6.4	1/4	6.4	.22	99
33L-3/8	31536	3/8	9.5	1/4	6.4	.32	145
33L-1/2	31537	1/2	12.7	1/4	6.4	.33	150
33L-5/8	31539	5/8	15.9	1/4	6.4	.4	181
33L-3/4	31540	3/4	19.1	1/4	6.4	.4	181
33L-7/8	31541	7/8	22.2	1/4	6.4	.55	250
33L-1	31542	1	25.4	1/4	6.4	.33	150
33L-1-1/8	31543	1-1/8	28.6	1/4	6.4	.58	263
33L-1-1/4	31544	1-1/4	31.8	1/4	6.4	.56	254
33L-1-1/2	31545	1-1/2	38.1	1/4	6.4	.6	272

SPECIFICATIONS

Length	33A Spade Bit - 6-1/4" (158.8 mm)
	33L Spade Bit - 16" (406.4 mm)

SPADE BIT KITS

CAT. NO.	UPC NO.	DESCRIPTION	WEIGHT	
			LB.	g
33AR-6	20364	Spade Bit Kit (see chart)	0.6	272

D'VersiBITS & ACCESSORIES

D'VersiBIT® System



A new twist to an old problem.

These flexible steel drill bits are the right tools for installing wire or cable inside existing walls.

It bends to meet your needs!

Fishing wire or cable through existing walls used to be frustrating and time-consuming, but the D'VersiBIT has made it as simple as bowing the spring steel shaft in the direction you want to drill and turning on the power. Proven in the field to deliver accurate and professional results in many applications. Bits range from 3/16" to 1" (4.8 to 25.4 mm) in diameter and in shaft length from 12" to 72" (304.8 to 1828.8 mm).

The D'VersiBIT System makes it possible to easily accomplish even complex installations. This patented system attaches a quality drill bit to a long flexible spring steel shaft. When used with the Placement Tool, this flexibility makes it possible to easily manipulate the bit within walls. After drilling, attach a D'VersiGRIP to the hole in the drill and pull wire or cable back through the wall.



Type M, Masonry



- For drilling in masonry walls and through plaster.
- Recommended for use with Abrasion Shield to reduce friction and abrasion as the shaft turns against masonry.

Type HS, Wood



- Designed for aggressive cutting in all types of wood.
- Made from high-speed steel to ensure long life.
- Replaces Bellhanger bits on 12", 18" and 24" lengths.

CAT. NO.	UPC NO.	DESCRIPTION
99104	99104	54" x 1" Shipping Tube B with End (Sold only in minimum quantity of 6 in same length.)
99105	99105	72" x 1" Shipping Tube B with End (Sold only in minimum quantity of 6 in same length.)

BIT DIAMETER INCH (mm) COLOR CODE	SHAFT LENGTH		SHAFT DIA.		TYPE M MASONRY		TYPE HS HIGH SPEED STEEL	
	INCH	mm	INCH	mm	CAT. NO.	UPC NO.	CAT. NO.	UPC NO.
1/4" (6.4 mm) Blue	12	304.8	3/16	4.8	—	—	1412D	39913
	18	457.2	3/16	4.8	—	—	1418D	38744
	24	609.6	3/16	4.8	—	—	1424D	38745
	36	914.4	3/16	4.8	—	—	1436D	38746
3/8" (9.5 mm) Black	12	304.8	3/16	4.8	—	—	3812D	39914
	24	609.6	3/16	4.8	—	—	3824D	38750
	36	914.4	3/16	4.8	—	—	3836D	38751
	54	1371.6	3/16	4.8	06-03-54M	38668	3858D	38752
	72	1828.8	3/16	4.8	—	—	3872D	38753
1/2" (12.7 mm) Green	36	914.4	3/16	4.8	—	—	1236D	38756
	54	1371.6	3/16	4.8	—	—	1258D	38757
	72	1828.8	3/16	4.8	—	—	1272D	38758
	54	1371.6	1/4	6.4	08-04-54M	38678		

R = REPLACEMENT PART **A** = ACCESSORY

D'VersiBIT® System

CAT. NO.	UPC NO.	DESCRIPTION
99104	99104	54" x 1" Shipping Tube B with End (Sold only in minimum quantity of 6 in same length.)
99105	99105	72" x 1" Shipping Tube B with End (Sold only in minimum quantity of 6 in same length.)

Type A, Auger



- Wood-type auger bit with screw point.
- Pulls itself through wood, avoids walking or skidding.
- Excellent for drilling in soft woods or through thin sections.
- Slow back-taper allows for easy retrieval.

Type B, Combination with Screw Point



- For aggressive chip removal in many types of woods.
- Screw point for easy starting and pulling through wood.
- With screw point removed, this bit can be ground to function like a standard combination bit.

Type C, Combination



- For drilling in tough woods and thick obstacles.
- Drilling speed relative to pressure applied.
- Chips can be brought easily out of the hole.

BIT DIA. INCH (mm)	SHAFT LENGTH		SHAFT DIA.		TYPE A AUGER		TYPE B COMBINATION WITH SCREW POINT		TYPE C COMBINATION	
	INCH	mm	INCH	mm	CAT. NO.	UPC NO.	CAT. NO.	UPC NO.	CAT. NO.	UPC NO.
1/4"	36	914.4	5/32	4.0	—	—	—	—	04-03-36C	38112
(6.4 mm)	54	1371.6	5/32	4.0	—	—	—	—	04-03-54C	38113
Blue	72	1828.8	5/32	4.0	—	—	—	—	04-03-72C	38114
3/8"	36	914.4	3/16	4.8	06-03-36A	38067	06-03-36B	38092	06-03-36C	38117
(9.5 mm)	54	1371.6	3/16	4.8	06-03-54A	38068	06-03-54B	38093	06-03-54C	38118
Black	72	1828.8	3/16	4.8	06-03-72A	38069	06-03-72B	38094	06-03-72C	38119
1/2"	36	914.4	3/16	4.8	08-03-36A	38072	08-03-36B	38097	08-03-36C	38122
(12.7 mm)	54	1371.6	3/16	4.8	08-03-54A	38073	08-03-54B	38098	08-03-54C	38123
Green	72	1828.8	3/16	4.8	08-03-72A	38074	08-03-72B	38099	08-03-72C	38124
9/16"	36	914.4	3/16	4.8	09-03-36A	38077	09-03-36B	38102	—	—
(14.3 mm)	54	1371.6	3/16	4.8	09-03-54A	38078	09-03-54B	38103	09-03-54C	38128
Orange	72	1828.8	3/16	4.8	09-03-72A	38079	09-03-72B	38104	09-03-72C	38129
3/4"	36	914.4	1/4	6.4	12-04-36A	38082	—	—	—	—
(19.1 mm)	54	1371.6	1/4	6.4	12-04-54A	38083	—	—	12-04-54C	38133
Red	72	1828.8	1/4	6.4	12-04-72A	38084	—	—	12-04-72C	38134
1"	36	914.4	1/4	6.4	16-04-36A	38087	—	—	—	—
(25.4 mm)	54	1371.6	1/4	6.4	16-04-54A	38088	—	—	—	—
White	72	1828.8	1/4	6.4	16-04-72A	38089	—	—	—	—

D'VersiBIT® Starter Kit



- All the tools to complete a typical wiring job.
- Includes 09-03-54B bit, 712P placement tool and 150 pulling grip.

CAT. NO.	UPC NO.	DESCRIPTION
DBITKIT	01630	D'VersiBIT Kit with 9/16" Bit, Placement Tool and Grip for Pulling 1/2" OD Wire

Extensions



SPECIFICATIONS

Size 3XT 36, 3XT 54, 3XT 72 - connecting end diameter 7/16" (11.1 mm)
4XT 36, 4XT 54, 4XT 72 - connecting end diameter 5/8" (15.9 mm)

- Sizes for 3/16" (4.8 mm) and 1/4" (6.4 mm) diameter shafts.
- Connect to chuck end of D'VersiBIT® shaft to increase the length of the bit.

CAT. NO.	UPC NO.	USE WITH	
		SHAFT DIA.	LENGTH
3XT 36	38685	3/16" (4.8 mm)	36" (914.4 mm)
3XT 54	38686	3/16" (4.8 mm)	54" (1371.6 mm)
3XT 72	38687	3/16" (4.8 mm)	72" (1828.8 mm)
4XT 36	38688	1/4" (6.4 mm)	36" (914.4 mm)
4XT 54	38689	1/4" (6.4 mm)	54" (1371.6 mm)
4XT 72	38690	1/4" (6.4 mm)	72" (1828.8 mm)

Placement Tool



- Allows placement of the drill bit at any point within the wall.
- Helpful in judging where the bit will be during drilling to avoid accidentally drilling through the wall.
- Useful for vertical and horizontal placements.

CAT. NO.	UPC NO.	DESCRIPTION
712P	38350	D'VersiBIT® Placement Tool

SPECIFICATIONS

Function Use to position all bit and shaft sizes.

Wire and Cable Pulling Grips



- Clip attaches to hole in bit, mesh basket holds wire or cable during recovery, swivel reduces twisting.
- For use with bits 3/8" (9.5 mm) diameter or larger.
- A variety of sizes for pulling wire and cable.

CAT. NO.	UPC NO.	DESCRIPTION
125	38691	D'VersiGRIP for Pulling Single Wire with 3/8" to 1/2" (9.5 mm to 12.7 mm) Bits.
150	38692	D'VersiGRIP for Pulling 1/2" (12.7 mm) OD Wire with 1/2" to 9/16" (12.7 to 14.3 mm) Bits.
168	38693	D'VersiGRIP for Pulling 3/4" (19.1 mm) OD Wire with 3/4" to 1" (19.1 to 25.4 mm) Bits

SPECIFICATIONS

Function For pulling wire, cable or fish tape through walls.
Pulling Strength 50 lbs.

Abrasion Shield



SPECIFICATIONS

Function Protects shaft and hand while drilling with any size or type D'VersiBIT®.
Length 48" (1219.2 mm)

- Tube fits both shaft sizes.
- Prevents insulation from wrapping around bit shaft.
- Protects shaft of masonry bits as they turn against masonry walls.
- Protects hand holding shaft during drilling.

CAT. NO.	UPC NO.	DESCRIPTION
606AS	38696	Abrasion Shield

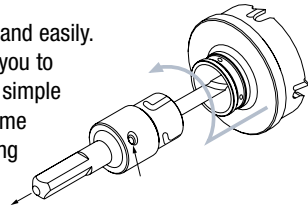
STEEL HOLE CUTTERS

Quick Change Stainless Steel Hole Cutters



660

- Cuts stainless steel quickly and easily.
- Quick Change arbor allows you to change cutter heads with a simple push and a turn. Use the same arbor for different size cutting heads.
- Removable cutter heads available in sizes from 5/8" through 3".
- Flange stop prevents over-drilling.
- Ejector spring on all sizes above 3/4" makes removal of slug easier.
- Replaceable, cobalt-steel pilot drill with split-point tip to prevent walking.
- Precision carbide teeth for optimum performance and durability.
- Minimum chuck size of 3/8"



KITS

CAT. NO.	UPC NO.	DESCRIPTION
660	05766	7/8", 1-1/8", 1-3/8", 1-3/4", 2" Cutter Heads; Arbor, Hex Key and Case
655	05820	7/8", 1-1/8", 1-3/8" Cutter Heads; Arbor, Hex Key and Case
03581	03581	R 3 mm Hex Key
54274	54274	R Set Screw
55225	55225	R 1/2" Ejector Spring

INDIVIDUAL CARBIDE-TIPPED HOLE CUTTERS

CAT. NO.	UPC NO.	SIZE		CONDUIT SIZE	PG	ISO	MIN. CHUCK SIZE		KIT CAT. NO. 660/UPC NO. 05766	KIT CAT. NO. 655/UPC NO. 05820
		INCH	mm				INCH	mm		
645-5/8	05691	5/8	15.8				3/8	9.5		
645-11/16	05692	11/16	17.5				3/8	9.5		
645-3/4	05693	3/4	19.0		11		3/8	9.5		
645-13/16	05694	13/16	20.6		13	20	3/8	9.5		
645-7/8	05695	7/8	22.2	1/2"			3/8	9.5	✓	✓
645-1	05696	1	25.4			25	3/8	9.5		
645-1-1/16	05957	1-1/16	27.0				3/8	9.5		
645-1-1/8	05697	1-1/8	28.6	3/4"	21		3/8	9.5	✓	✓
645-1-7/32	05698	1-7/32	31.0				3/8	9.5		
645-1-1/4	05699	1-1/4	31.8				3/8	9.5		
645-1-5/16	05958	1-5/16	33.3			32	3/8	9.5		
645-1-3/8	05700	1-3/8	34.9	1"			3/8	9.5	✓	✓
645-1-7/16	05959	1-7/16	36.5		27		3/8	9.5		
645-1-1/2	05701	1-1/2	38.1				3/8	9.5		
645-1-3/4	05702	1-3/4	44.4	1-1/4"			3/8	9.5	✓	
645-2	05703	2	50.8	1-1/2"	50		3/8	9.5	✓	
645-2-1/8	05960	2-1/8	54.0		42		3/8	9.5		
645-2-1/4	05704	2-1/4	57.2		48		3/8	9.5		
645-2-3/8	05961	2-3/8	60.3				3/8	9.5		
645-2-1/2	05705	2-1/2	63.5	2"	63		3/8	9.5		
645-2-5/8	05706	2-5/8	66.7				3/8	9.5		
645-3	05707	3	76.2				3/8	9.5		

ARBORS AND PILOT DRILLS

CAT. NO.	UPC NO.	DESCRIPTION	KIT CAT. NO. 660/UPC NO. 05766	KIT CAT. NO. 655/UPC NO. 05820
645-011	05752	Quick Change Arbor for sizes 5/8" through 2-1/4", 3/8" shank	✓	✓
645-022	05753	Quick Change Arbor for sizes 2-3/8" through 3", 1/2" shank		
645-001	05761	Pilot Drill for sizes 5/8" through 2-1/4"	✓	✓
645-002	05762	Pilot Drill for sizes 2-3/8" through 3"		
55225	55225	Ejector Spring		

NOTE: TO EXTEND THE LIFE OF YOUR TOOL, SEE CUTTING/THREADING OIL ON PAGE 376.

Carbide-Tipped Hole Cutters



- Multiple tungsten carbide tips for long life and smooth cutting.
- Cut fast, accurate, high quality holes in stainless steel, copper, aluminum, steel.
- Flange stop prevents over-drilling.
- Replaceable cobalt steel pilot drill, with split-point tip design, to improve performance and resist walking; eliminates need for "center punch."

KIT

CAT. NO.	UPC NO.	DESCRIPTION
635	03599	7/8", 1-1/8", 1-3/8" Cutterheads; Pilot Drill, Hex Key and Case Weight 1.2 lbs. (.54 kg)

CARBIDE-TIPPED HOLE CUTTERS

CAT. NO.	UPC NO.	SIZE		CONDUIT SIZE	PG	ISO	MIN. CHUCK SIZE		WEIGHT		KIT CAT. NO. 635/UPC NO. 03599
		INCH	mm				INCH	mm	LBS.	g	
625-3/4	38324	3/4	19.0		11		1/4	6.4	.02	9	
625-13/16	38325	13/16	20.6		13	20	1/4	6.4	.02	9	
625-7/8	38326	7/8	22.2	1/2"	16		1/4	6.4	.33	150	✓
625-1	38327	1	25.4			25	3/8	9.5	.02	9	
625-1-1/8	38328	1-1/8	28.6	3/4"	21		3/8	9.5	.43	195	✓
625-1-7/32	38329	1-7/32	30.5				3/8	9.5	.44	200	
625-1-1/4	38330	1-1/4	31.7				3/8	9.5	.33	150	
625-1-3/8	38331	1-3/8	35.0	1"			3/8	9.5	.47	213	✓
625-1-1/2	38332	1-1/2	38.1				3/8	9.5	.37	168	
625-1-3/4	38333	1-3/4	44.4	1-1/4"			3/8	9.5	.40	182	
625-2	38334	2	50.8	1-1/2"		50	3/8	9.5	.50	227	
625-2-1/2	38336	2-1/2	63.5	2"			1/2	12.7	.67	304	

SPECIFICATIONS

Maximum Cutting Depth 8 ga. (4 mm)

REPLACEMENT PILOT DRILLS

CUTTER SIZE RANGE		PILOT DRILL		HEX SET SCREW		WT.	
INCH	mm	CAT. NO.	UPC NO.	SIZE	CAT./UPC NO.	LBS.	g
3/4-2	19.0-50.8	625-001	39872	3 mm	54274	.19	86
2-1/2	63.5	625-002	38390	4 mm	54295	.28	127

◇ Point of Purchase Package

All hole cutters are packaged in Point of Purchase blister pack.

Ultra Cutters



- Lasts 10 times longer than standard hole saws.
- Precision-ground teeth cut smooth, burr-free holes with ease.
- 1/4" (6.35 mm) capacity.
- Durability and speed provide low cost per hole.
- Split-point pilot drill prevents "walking" – makes accurate hole placement easy.
- Spring-loaded slug ejector saves time.
- No tool required to change cutter sizes.
- Less chance of broken teeth because the saw body is machined out of solid, high-speed steel.



KIT

CAT. NO.	UPC NO.	DESCRIPTION
930	10214	Ultra Cutter Kit: Includes 7/8" to 2-1/2" Cutters, two Small Arbors for extended assembly to 7/8" and 1-1/8" Cutters, Large Arbor, Hex Wrench and Case. For conduit sizes 1/2" through 2".

ULTRA CUTTERS

CAT. NO.	UPC NO.	ACTUAL HOLE SIZE		HOLE DIAMETER			
		IN.	mm	CONDUIT	PG	ISO	COPPER PIPE
925-7/8	10157	7/8	22.5	1/2"	Pg-16		5/8"
925-1-1/8	10158	1-1/8	28.6	3/4"	Pg-21		
925-1-7/32	01643	1-7/32	30.5				
925-1-5/16	04823	1-5/16	33.3				
925-1-3/8	10159	1-3/8	35.0	1"			
925-1-3/4	10160	1-3/4	44.4	1-1/4"			1-1/2"
925-2	10161	2	50.8	1-1/2"		ISO-50	
925-2-1/2	10162	2-1/2	63.5			ISO-63	2"

ARBORS AND PILOT DRILLS

CAT. NO.	UPC NO.	DESCRIPTION
925-011	10163	R Small Arbor with Pilot Drill for 7/8" to 1-7/32" Size Cutter
925-022	10185	R Large Arbor with Pilot Drill for 1-3/8" to 2-1/2" Size Cutter
925-001	10186	R Small Pilot Drill
925-002	10211	R Large Pilot Drill

RECOMMENDED CUTTING SPEEDS

CUTTER SIZE	RPM
7/8" (22.5 mm)	350
1-1/8" (28.6 mm)	270
1-3/8" (35.0 mm)	220
1-3/4" (44.4 mm)	175
2" (50.8 mm)	150
2-1/2" (63.5 mm)	120

HOLE SAW TYPE	AVERAGE* CUTTING TIME (SEC/HOLE)	AVERAGE* NUMBER OF HOLES	AVERAGE* COST/HOLE (\$)
Bi-Metal	25	50	0.10
Ultra Cutter	10	500	0.10
Carbide-Tipped Cutter	10	500	0.20

*For 7/8" Hole in 14ga Mild Steel



NOTE: TO EXTEND THE LIFE OF YOUR TOOL, SEE CUTTING/THREADING OIL ON PAGE 376.

R = REPLACEMENT PART **A** = ACCESSORY

Quick Change Hole Saw Kit



02802

Quick Change Arbor Features:

- New arbor allows for rapid mounting or removal of hole saws.
- Faster, easier slug removal.
- Drill pilot hole without saw:
 1. Eliminates the "bite" when saw crashes into the steel.
 2. Provides better ergonomics - reduces stress on wrist, arm and hand.
 3. Eliminates obstructed view from hole saw.
- Only one arbor required from 7/8" to 6" (7/16" shank recommended for hole saws above 2-1/2").
- Works with recessed light and carbide grit hole saw products as well.
- Adapters re-usable to minimize costs.
- Universal - works with any brand hole saw.

Kit contains Bi-metal hole saws for 1/2" through 2" conduit sizes.


See page 82 for details.

CAT. NO.	UPC NO.	DESCRIPTION
830Q	02806	Quick Change Hole Saw Kit for 1/2" through 2" Conduit Sizes
02800	02800	R 5/16" Arbor, Minimum Chuck Size 3/8"
02801	02801	R 7/16" Arbor, Minimum Chuck Size 1/2"
02802	02802	R Retrofit Kit - upgrade 3 Hole Saws up to 1-9/16" to Quick Change
02803	02803	R Small Adapters for 9/16" to 1-9/16" Saws Qty. 10
02804	02804	R Large Adapters for 1-5/8" to 6" Saws Qty. 3
02805	02805	R Bushings for 1-1/4" to 1-9/16" Saws Qty. 5

SPECIFICATIONS

Shank	Available for 3/8" and heavy duty 1/2" chuck sizes
Arbor length	5-1/2" with pilot drill
Arbor weight	0.5 lbs (227 g)
Arbor operation	Push collar to lock on saw; pull to release saw
Arbor pilot drill	37623, 4-1/8" x 1/4" (104.8 mm x 6.4 mm)

Deburring Tool



- Cleans burrs from both sides of the hole in seconds, saving time and labor.
- Works with any hole size or shape 3/4" or larger.
- Use with existing drills, battery or electric-powered.
- Ensures safety, less chance of personnel or equipment being cut on sharp edges.
- Patent pending.

SPECIFICATIONS

Material thickness	Deburs up to 10 gauge
Material type	Mild and stainless steel, copper, brass, aluminum
Shank	Minimum chuck size 3/8"
Cutter size	13/16" diameter
Operation	Run tool clockwise to deburr, counterclockwise to clear chips

CAT. NO.	UPC NO.	DESCRIPTION
11170	11170	Deburring Tool
11180	11180	R Cutter 3-pack

NOTE: TO EXTEND THE LIFE OF YOUR TOOL, SEE CUTTING/THREADING OIL ON PAGE 376.

R = REPLACEMENT PART **A** = ACCESSORY

USA Tel: 800.435.0786
Fax: 800.451.2632

Canada Tel: 800.435.0786
Fax: 800.524.2853

International Tel: +1.815.397.7070
Fax: +1.815.397.9247

HOLE SAWS

Bi-Metal Hole Saws



- Cut through steel, tin, aluminum, fiberglass, wood and plastic.
- Deep 1-5/8" (41.3 mm) cutting depth allows for cutting through 2" x 4" wood studs.
- Extra-tough M42 alloy blade – we use the highest grade of tool steel to outlast competitor's blades. That beats premature saw replacement and saves you money.
- Steam oxide finish – no paint to gum up and slow cutting. The saw runs cooler for longer life and better performance.
- Extra-thick backplate minimizes vibration for smoother, easier, less tiring cutting.
- Made in USA

*See page 81 for Quick Change adapter information.

CAT. NO.	UPC NO. STD. PACK	UPC NO. BULK PACK	UPC NO. POINT OF PURCHASE	ACTUAL HOLE SIZE		HOLE DIA.			COPPER PIPE SIZE	USE WITH QUICK CHANGE ARBOR NO.	USE WITH STD. ARBOR NO.	WEIGHT	
				INCH	mm	CONDUIT	PG	ISO				LBS.	g
825-9/16	19131		—	9/16	14.3				1/8"	02800*	37157, 37155, or 38522	.1	46
825-5/8	19132		—	5/8	15.9		Pg-9		1/4"			.1	46
825-11/16	19133		—	11/16	17.5			ISO-16	3/8"			.1	46
825-3/4	19134	29828	00140	3/4	19.0		Pg-11		1/2"			.1	46
825-13/16	19135		—	13/16	20.6		Pg-13	ISO-20	1/2"			.1	46
825-7/8	19136	29829	38495	7/8	22.2	1/2"	Pg-16		5/8"			.1	46
825-15/16	19137		—	15/16	23.8							.1	46
825-1	19138		—	1	25.4			ISO-25	3/4"			.1	46
825-1-1/16	19140		—	1-1/16	27.0							.1	46
825-1-1/8	19141	29831	38496	1-1/8	28.6	3/4"	Pg-21		3/4"			.1	46
825-1-3/16	19143		—	1-3/16	30.2					.2	91		
825-1-1/4	19144		—	1-1/4	31.7				1"	.2	91		
825-1-5/16	19145		—	1-5/16	33.3			ISO-32		.2	91		
825-1-3/8	19146	29832	38497	1-3/8	35.0	1"				.1	46		
825-1-7/16	19147		—	1-7/16	36.5		Pg-29			.2	91		
825-1-1/2	19148		—	1-1/2	38.1				1-1/4"	.2	91		
825-1-9/16	19149		—	1-9/16	39.7					.2	91		
825-1-5/8	19150		—	1-5/8	41.3			ISO-40		.2	91		
825-1-11/16	19151		—	1-11/16	42.9					.3	137		
825-1-3/4	19152	29834	38498	1-3/4	44.4	1-1/4"			1-1/2"	.2	91		
825-1-13/16	19153		—	1-13/16	46.0					.2	91		
825-1-7/8	19154		—	1-7/8	47.6		Pg-36			.3	137		
825-2	19155	29835	38500	2	50.8	1-1/2"		ISO-50		.2	91		
825-2-1/16	19157		—	2-1/16	52.4					.3	137		
825-2-1/8	19158		—	2-1/8	54.0		Pg-42			.3	137		
825-2-1/4	19159		—	2-1/4	57.2				2"	.3	137		
825-2-5/16	19160		—	2-5/16	58.7					.5	227		
825-2-3/8	19161		—	2-3/8	60.3		Pg-48		2"	.3	137		
825-2-1/2	19162	29836	38502	2-1/2	63.5	2"		ISO-63	2"	.3	137		
825-2-9/16	19163		—	2-9/16	65.0					.4	182		
825-2-5/8	19164		—	2-5/8	66.7					.4	182		
825-2-3/4	19165		—	2-3/4	69.8					.4	182		
825-2-7/8	19166		—	2-7/8	73.0					.4	182		
825-3	19167	29837	00141	3	76.2	2-1/2"			2-1/2"	.5	227		
825-3-1/8	19168		—	3-1/8	79.4					.5	227		
825-3-1/4	19169		—	3-1/4	82.5					.6	273		
825-3-3/8	19170		—	3-3/8	85.7					.6	273		
825-3-1/2	19171		—	3-1/2	88.9					.6	273		
825-3-5/8	19172	29838	00142	3-5/8	92.1	3"				.6	273		
825-3-3/4	19174		—	3-3/4	95.2					.7	318		
825-3-7/8	19175		—	3-7/8	98.4				3-1/2"	.7	318		
825-4	19176		—	4	101.6					.7	318		
825-4-1/8	19177		00143	4-1/8	104.8	3-1/2"			3-1/2"	.8	363		
825-4-1/4	19178		—	4-1/4	108.0				4"	.8	363		
825-4-3/8	19179		—	4-3/8	111.1					.8	363		
825-4-1/2	19180		00144	4-1/2	114.3	4"				.9	409		
825-4-3/4	19181		—	4-3/4	120.6					1.1	499		
825-5	19182		—	5	127.0					1.2	545		
825-5-1/2	19183		—	5-1/2	139.7				5"	1.2	545		
825-6	19184		—	6	152.4					1.4	636		

International Tel: +1.815.397.7070
Fax: +1.815.397.9247

Canada Tel: 800.435.0786
Fax: 800.524.2853

USA Tel: 800.435.0786
Fax: 800.451.2632

Carbide-Grit Hole Saws



- Long-lasting tungsten carbide-grit delivers extremely clean, smooth cuts through tile, cement board, and other abrasive materials. Perfect for cutting holes in Quazite® enclosure or hardy board siding for 3-0 box installation.
- Rugged construction for enduring performance.
- Use with Arbors listed on page 84.

CARBIDE GRIT HOLE SAWS








CAT. NO.	UPC NO.	ACTUAL HOLE SIZE		HOLE DIAMETER		
		INCH	mm	CONDUIT	PG	ISO
725-7/8	10072	7/8	22.2	1/2"	16	
725-1-1/8	10073	1-1/8	28.6	3/4"	21	
725-1-3/8	10075	1-3/8	35.0	1"		
725-1-1/2	10076	1-1/2	38.1			
725-1-3/4	10077	1-3/4	44.4	1-1/4"		
725-2	10078	2	50.8	1-1/2"		50
725-2-1/8	10079	2-1/8	54.0			
725-2-1/2	10080	2-1/2	63.5	2"		63
725-3-5/8	10081	3-5/8	92.1	3"		
725-4-1/8	10687	4-1/8	104.8	3-1/2"		
725-4-1/2	01879	4-1/2	114.3	4"		



PILOT DRILL

CAT. NO.	UPC NO.	DESCRIPTION
725-001	10082	1/4" Carbide Tipped Pilot Drill

Arbors with Replacement High-Speed Steel Pilot Drill Bits

- The best arbor in the industry ensures a solid connection without any gaps or wobbling.
- Arbors include replaceable, high-speed steel pilot drill.
- Pilot drills have unique split-point tip design.
- Use with Greenlee bimetal hole saws, recessed light hole saws and carbide-grit hole saws (carbide-tipped pilot drill sold separately).
- Can be used with Greenlee #901 or #904 bit extensions.

ARBORS							
Cat./UPC No.							
Standard Pack	N/A	37157	38522	37155	N/A	37154	37156
Point of Purchase Pack	02800	38507	38524	38505	02801	38504	38506
Bulk Pack	N/A	37157B	38522B	37155B	N/A	37154B	37156B
Shank	Hex	Round with 3 flats	Hex	Hex	Hex	Hex	Hex
Shank Size	5/16" (7.9 mm)	1/4" (6.4 mm)	5/16" (7.9 mm)	7/16" (11.1 mm)	7/16" (11.1 mm)	5/16" (7.9 mm)	7/16" (11.1 mm)
Min. Chuck Size	3/8" (9.5 mm)	1/4" (6.4 mm)	3/8" (9.5 mm)	1/2" (12.7 mm)	1/2" (12.7 mm)	3/8" (9.5 mm)	1/2" (12.7 mm)
Use With	9/16" - 2" (14.3 - 50.8 mm)	9/16" - 1-3/16" (14.3 - 30.2 mm) Hole Saws	9/16" - 1-3/16" (14.3 - 30.2 mm) Hole Saws	9/16" - 1-3/16" (14.3 - 30.2 mm) Hole Saws	9/16"-6" (14.3 - 152.4mm)	1-1/4" - 2" (31.8 - 50.8 mm) Hole Saws	1-1/4" - 6" (31.8 - 152.4 mm) Hole Saws and all Greenlee Recessed Light Hole Saws
Weight	0.5 lbs (227 g)	.2 lbs (91 g)	.2 lbs (91 g)	.2 lbs (91 g)	0.5 lbs. (227 g)	.5 lbs (227 g)	.5 lbs. (227 g)

HIGH-SPEED STEEL PILOT DRILLS		
Cat./UPC No.		
Standard Pack	37623	38526
Point of Purchase Pack	39873	39893
Bulk Pack Qty: 50 per pack	37624	38991
Length	4-1/8" (104.8 mm)	3-1/4" (82.5 mm)
Diameter	1/4" (6.4 mm)	1/4" (6.4 mm)
Use With Greenlee Arbor #'s	37157, 37155, 37156 & 37154	38522, 37155, 37156 & 37154
Weight	.2 lbs (91 g)	.2 lbs (91 g)

CARBIDE-TIPPED PILOT DRILLS	
Cat./UPC No.	
Standard Pack	10082
Length	4-1/8" (104.8 mm)
Diameter	1/4" (6.4 mm)
Use With Greenlee Arbor #'s	37157, 37155, 37156 & 37154
Weight	.2 lbs (91 g)

* Quazite is a registered trademark of Strongwell Corporation.
See page 81 for Quick Change adapter information.

Bi-Metal Hole Saw Kits



835 / 27538



834 / 19913



830 / 19192



889 / 03478



890 / 03479



891 / 03480

- Several electrician's kits available providing an assortment of the most commonly used Greenlee variable pitch hole saw sizes and arbors.
- High-impact, rugged plastic carrying case.

CAT. NO.	UPC NO.	DESCRIPTION	WEIGHT	
			LBS.	kg
830	19192	Hole Saw Kit for 1/2" through 2" Conduit Sizes	2.7	1.2
834	19913	Hole Saw Kit for 2-1/2" through 4" Conduit Sizes	6.2	2.8
835	27538	Hole Saw Kit for 1/2" through 4" Conduit Sizes	7.7	3.5
830Pg	29209	Hole Saw Kit for Pg-9 through Pg-48	2.7	1.2
889	03478	Plumber's Hole Saw Kit – 3/4" through 2-1/4" Conduit Sizes	2.3	1.0
890	03479	Industrial Maintenance Hole Saw Kit – 3/4" through 4-3/4" Conduit Sizes	9.7	4.4
891	03480	Electrician's/Plumber's Hole Saw Kit - 3/4" through 2-1/2" Conduit Sizes	3.5	1.6

CAT. NO.	UPC NO.	DESCRIPTION	KIT CAT./UPC NO.						
			830/ 19192	834/ 19913	835/ 27538	830PG/ 29209	889/ 03478	890/ 03479	891/ 03480
825-3/4	19134	3/4" Hole Saw					✓	✓	✓
825-7/8	19136	7/8" Hole Saw	✓		✓	✓	✓	✓	✓
825-1	19138	1" Hole Saw						✓	✓
825-1-1/8	19141	1-1/8" Hole Saw	✓		✓	✓	✓	✓	✓
825-1-3/8	19146	1-3/8" Hole Saw	✓		✓			✓	✓
825-1-1/2	19148	1-1/2" Hole Saw					✓	✓	✓
825-1-3/4	19152	1-3/4" Hole Saw	✓		✓		✓	✓	✓
825-2	19155	2" Hole Saw	✓		✓		✓	✓	✓
825-2-1/4	19159	2-1/4" Hole Saw					✓	✓	✓
825-2-1/2	19162	2-1/2" Hole Saw	✓		✓			✓	✓
825-3	19167	3" Hole Saw		✓	✓			✓	✓
825-3-1/4	19169	3-1/4" Hole Saw						✓	✓
825-3-5/8	19172	3-5/8" Hole Saw		✓	✓			✓	✓
825-3-3/4	19174	3-3/4" Hole Saw						✓	✓
825-4-1/8	19177	4-1/8" Hole Saw		✓	✓			✓	✓
825-4-1/2	19180	4-1/2" Hole Saw		✓	✓			✓	✓
825-4-3/4	19181	4-3/4" Hole Saw						✓	✓
825-5/8	19132	Pg-9 (15.9 mm) Hole Saw				✓			
825-3/4	19134	Pg-11 (19.0 mm) Hole Saw				✓			
825-13/16	19135	Pg-13 (20.6 mm) Hole Saw				✓			
825-1-3/16	19143	30.2 mm Hole Saw				✓			
825-1-1/2	19148	Pg-29 (38.1 mm) Hole Saw				✓			
825-1-7/8	19154	Pg-36 (47.6 mm) Hole Saw				✓			
825-2-3/8	19161	Pg-48 (60.3 mm) Hole Saw				✓			
38522	38522	Arbor w/Pilot Drill	(2)						
37157	37157	Arbor w/Pilot Drill	✓		✓				
37155	37155	Arbor w/Pilot Drill	✓		✓		✓	✓	✓
37156	37156	Arbor w/Pilot Drill	✓	✓	✓	✓	✓	✓	✓
38526	38526	Pilot Drill					✓	✓	✓

RECESSED LIGHT HOLE SAWS

Recessed Light Hole Saws



- Industry's only interchangeable replacement blades.
- Strong durable back plate.
- Available in two styles – steel tooth and carbide grit.
- Made and designed in USA by Greenlee.
- Use with a power drill to cut large diameter holes for recessed lighting fixtures.
- Saws use Greenlee arbor 37156, purchased separately.

SPECIFICATIONS

Capacity	Steel Toothed Blade - up to 7/8" (22.2 mm) plywood, wood, acoustical tile and ceiling tile.
	Carbide Grit Blade - up to 7/8" (22.2 mm) drywall, plywood, wood, acoustical tile, ceiling tile, plaster and stucco.

CAT. NO.	UPC NO.	DESCRIPTION
35720	35720 R	Blade for 35712
35721	35721 R	Blade for 35713
35722	35722 R	Blade for 35714
35723	35723 R	Blade for 35715
35724	35724 R	Blade for 35716
35725	35725 R	Blade for 35717
35726	35726 R	Blade for 35718
35727	35727 R	Blade for 35719
35708	35708	Set of 5 Blade Screws

CAT./ UPC NO.	DESCRIPTION	DIAMETER	HOLEWEIGHT		USE FOR
			LBS.	kg	
35712	Steel Toothed	4-3/8" (111 mm)	.76	.34	Mini Juno, Capri,
35716	Carbide Grit	4-3/8" (111 mm)	.74	.34	Marco and Halo
35713	Steel Toothed	6-3/8" (162 mm)	1.2	.54	Halo and Capri
35717	Carbide Grit	6-3/8" (162 mm)	1.1	.50	Halo and Capri
35714	Steel Toothed	6-5/8" (168 mm)	1.3	.59	Juno and Progress
35718	Carbide Grit	6-5/8" (168 mm)	1.3	.59	Juno and Progress
35715	Steel Toothed	6-7/8" (175 mm)	1.3	.59	Lithonia, Marco,
35719	Carbide Grit	6-7/8" (175 mm)	1.4	.64	Lightolier, Progress, Capri and Precolite

Quick Cutter™ Hole Saws



- Quickest, most affordable way to cut perfect holes in ceiling tile.
- Cuts clean, precise holes that ensure no light leakage or poor-fitting installations.
- Self-sharpening, carbide-sprayed cutting tips can cut dozens of holes in very abrasive materials and still stay sharp.
- Stabilizer spring balances cutting forces and offers more control of the tool when drilling drywall.
- Dedicated arbor and pilot drill eliminates changeover time.
- Fits a 3/8" drill chuck and can be used with a cordless drill.
- Included dust shield helps eliminate flying dust and debris.



CAT. NO.	UPC NO.	DESCRIPTION
06923	06923	Quick Cutter Recessed Hole Saw, Adjustable in 1/2" Increments for Cuts of 2-1/2" to 7"

Recommended Hole Saw Cutting Speeds

HOLE SAW SIZE		RPM			
INCH	mm	MILD STEEL	CAST IRON	BRASS	ALUMINUM
9/16	14.3	580	400	790	900
5/8	15.9	550	365	730	825
11/16	17.5	500	330	665	750
3/4	19.0	460	300	600	690
13/16	20.6	425	280	560	635
7/8	22.2	390	260	520	585
15/16	23.8	370	245	495	555
1	25.4	350	235	470	525
1-1/16	27.0	325	215	435	480
1-1/8	28.6	300	200	400	450
1-3/16	30.2	285	190	380	425
1-1/4	31.7	275	180	360	410
1-5/16	33.3	260	175	345	390
1-3/8	35.0	250	165	330	375
1-7/16	36.5	240	160	315	360
1-1/2	38.1	230	150	300	345
1-9/16	39.7	220	145	290	330
1-5/8	41.3	210	140	280	315
1-11/16	42.9	205	135	270	305
1-3/4	44.4	195	130	260	295
1-13/16	46.0	190	125	250	285
1-7/8	47.6	180	120	240	270
2	50.8	170	115	230	255
2-1/16	52.4	165	110	220	245
2-1/8	54.0	160	105	210	240
2-1/4	57.2	150	100	200	225

HOLE SAW SIZE		RPM			
INCH	mm	MILD STEEL	CAST IRON	BRASS	ALUMINUM
2-5/16	58.7	150	100	195	225
2-3/8	60.3	140	95	190	200
2-1/2	63.5	135	90	180	205
2-9/16	65.0	130	85	175	200
2-5/8	66.7	130	85	170	195
2.677	68.0	125	80	160	185
2-3/4	69.8	125	80	160	185
2-7/8	73.0	120	80	160	180
2.913	74.0	115	75	150	170
3	76.2	115	75	150	170
3-1/8	79.4	110	70	140	165
3-1/4	82.5	105	70	140	155
3-3/8	85.7	100	65	130	150
3-1/2	88.9	95	65	130	145
3-5/8	92.1	95	60	120	140
3-3/4	95.2	90	60	120	135
3-7/8	98.4	90	60	120	135
4	101.6	85	55	110	130
4-1/8	104.8	80	55	110	120
4-1/4	108.0	80	55	110	120
4-3/8	111.1	80	50	100	120
4-1/2	114.3	75	50	100	105
4-3/4	120.6	75	50	95	95
5	127.0	65	45	90	90
5-1/2	139.7	60	35	85	85
6	152.4	55	35	75	75

Holemaking

USA Tel: 800.435.0786
Fax: 800.451.2632

Canada Tel: 800.435.0786
Fax: 800.524.2853

International Tel: +1.815.397.7070
Fax: +1.815.397.9247

SAW BLADES


















Reciprocating Blades

- Progressive-pitch reciprocating saw blades cut a wide range of standard construction materials quickly and cleanly – regardless of thickness.
- Bi-metal construction provides maximum flexibility and break resistance – plus lasting sharpness.
- Exclusive plunge tip makes starting cuts faster and easier.
- Blades color coded by application.



16-gauge metal stud EMT conduit strut thick wall pipe rod/rebar

RECIPROCATING SAW BLADES

	CAT. NO.	UPC NO.	LENGTH x WIDTH x THICKNESS		TEETH PER INCH	TYPE	APPLICATION	QTY. PER PK.
			INCHES	mm				
Metal								
	353-123	09963	6 x 3/4 x .035	152 x 19.05 x .889	Progressive	Bimetal, Straight	Metal	5
	353-318	09961	4 x 5/16 x .035	101 x 7.938 x .889	18	Bimetal, Scroll	Metal	5
	353-418	09962	4 x 3/4 x .035	101 x 19.05 x .889	18	Bimetal, Straight	Metal	5
	353-614	09964	6 x 3/4 x .035	152 x 19.05 x .889	14	Bimetal, Straight	Metal	5
	353-618	09965	6 x 3/4 x .035	152 x 19.05 x .889	18	Bimetal, Straight	Metal	5
	353-624	09966	6 x 3/4 x .035	152 x 19.05 x .889	24	Bimetal, Straight	Metal	5
	353-804	09977	8 x 3/4 x .050	203 x 19.05 x 1.27	10/14	Bimetal, Straight	Metal	2
	353-814	09975	8 x 3/4 x .050	203 x 19.05 x 1.27	14	Bimetal, Straight	Metal	2
	353-818	09976	8 x 3/4 x .050	203 x 19.05 x 1.27	18	Bimetal, Straight	Metal	2
Wood								
	353-234	09991	8 x 3/4 x .050	203 x 19.05 x 1.27	Progressive	HCS, Taper	Wood Only	5
	353-656	09967	6 x 3/4 x .050	152 x 19.05 x 1.27	6	Bimetal, Taper	Wood with Nails	5
	353-646	09968	6 x 3/4 x .050	152 x 19.05 x 1.27	6	Bimetal, Straight	Wood with Nails	5
	353-956	09969	9 x 3/4 x .050	228 x 19.05 x 1.27	6	Bimetal, Straight	Wood with Nails	5
	353-156	09970	12 x 3/4 x .050	304 x 19.05 x 1.2	6	Bimetal, Straight	Wood with Nails	5
Demolition								
	353-966	09979	9 x 7/8 x .062	228 x 22.23 x 1.56	6	Bimetal, Taper	Wood Demolition	2
	353-969	09990	9 x 7/8 x .062	228 x 22.23 x 1.56	8/10	Bimetal, Taper	Metal Demolition	2
Specialty								
	353-345	09972	8 x 3/4 x .050	203 x 19.05 x 1.27	Progressive	Bimetal, Taper	General	5

International Tel: +1.815.397.7070
Fax: +1.815.397.9247

Canada Tel: 800.435.0786
Fax: 800.524.2853

USA Tel: 800.435.0786
Fax: 800.451.2632

Jig Saw Blades



- Progressive-tooth design delivers faster cutting through a broad range of material types and thicknesses.
- Shatterproof bi-metal construction with high speed cobalt matrix cutting edge.
- For rough and finish cutting in full range of applications including wood (even with nails), metal, plaster, drywall and fiberglass.
- Tungsten Carbide Grit Edge blade style.
 - No teeth to snag, cuts efficiently on both up and down strokes for extra smooth finishes.
 - Additional cutting application for cast iron, tile, pipe, ceramic.
- Center front tooth makes plunge cuts quick and easy.

JIG SAW BLADES

CAT. NO.	UPC NO.	DESCRIPTION	TEETH	TYPE	APPLICATION	TEETH PER INCH	QTY. PER PK.
373-U123	09994	3-5/8" Universal Jig Saw Blade	Progressive	High-speed Steel	Metal	18	5
373-U234	09993	4-1/4" Universal Jig Saw Blade	Progressive	High-carbon Steel	Wood	6	3
373-U345	09995	5" Universal Jig Saw Blade	Progressive	Bimetal	General	18	5
373-U300	09996	2-3/4" Universal Jig Saw Blade	Grit	Carbide Grit	Abrasive Materials	18	2
373-UVAR	09997	Universal Jig Saw Blade – Variety Pack	Progressive	373-U123 373-U234 373-U345	Metal, Wood and General	6	1 ea.
373-T123	10004	4" T-Shank Jig Saw Blade	Progressive	High-speed Steel	Metal	18	3
373-T234	10003	4-1/2" T-Shank Jig Saw Blade	Progressive	High-carbon Steel	Wood	6	5
373-T345	10005	5-1/4" T-Shank Jig Saw Blade	Progressive	Bimetal	General	18	5
373-TVAR	10006	T-Shank Jig Saw Blade – Variety Pack	Progressive	373-T123 373-T234 373-T345	Metal, Wood and General	6	1 ea.

FLEXIBLE CONDUIT CUTTERS

Flex Splitter® MC and Flexible Conduit Cutter



- Cut flexible metal conduit in seconds with a few turns of the crank and an easy twist of the conduit.
- Ample clearance between handle and body for comfortable operation.
- Set conduit size for multiple cuts of the same size conduit. No need to reset.
- Compact and lightweight. Fits easily in back pocket or tool pouch.
- Set blade adjustment with only a screwdriver.
- Convenient in-handle blade storage – holds up to five spare blades.
- Point-of-purchase packaged. Blades point-of-purchase packaged 1 and 5 blades per package.


CAT. NO.	UPC NO.	DESCRIPTION
1940	34953	Flex Splitter Flexible Metal Conduit Cutter
1941-1	00288	(R) Single Blade for 1940
1941-5	33735	(R) 5 Pack Blades for 1940

SPECIFICATIONS

Capacity	14/2 to 10/4 BX 3/8" flexible metal conduit
Weight	1940 - 4 lbs. (1.8 kg)

HAND SAWS

12" Hack Saw



CAT. NO.	UPC NO.	DESCRIPTION
302	10047	12" (305 mm) Hack Saw Frame
333	25571	12" (305 mm) Heavy-Duty Hack Saw Frame

SPECIFICATIONS

Capacity	12" (304.8 mm) Blade
Weight	1.4 lbs. (0.7 kg)

REPLACEMENT HACK SAW BLADES

CAT. NO.	UPC NO.	DESCRIPTION	QTY. PER PK.
333-1218	10037	12" (305 mm) Bi-metal Blade, 18 Teeth Per Inch	5
333-1224	10038	12" (305 mm) Bi-metal Blade, 24 Teeth Per Inch	5
333-1232	10039	12" (305 mm) Bi-metal Blade, 32 Teeth Per Inch	5

Keyhole Saw



- Ergonomic-style handle with non-slip grip creates a sure and comfortable feel.
- Hardened steel blade makes cutting drywall, cement board, plastic and wood quick and easy.
- Blade goes through the handle for maximum support of the cutting blade.

CAT. NO.	UPC NO.	DESCRIPTION
301	01641	Keyhole Saw with 6" Blade (152 mm)

PVC Saws



- "V" tooth design enables straight cuts on both push and pull saw strokes.
- Resharpenable blade.
- Pointed blade nose makes drywall surface penetration easy.
- Ergonomic handle is interchangeable with most popular PVC saw brands.

CAT. NO.	UPC NO.	BLADE LENGTH	DESCRIPTION
322-013	00113	13" (330 mm)	PVC Saw
322-018	00114	18" (457 mm)	PVC Saw
322-113	00115	13" (330 mm)	Blade for 00113
322-118	00116	18" (457 mm)	Blade for 00114

BAND SAWS

Heavy-Duty Band Saw




- Cuts up to 8" pipe and 9-1/2" x 11" (241 x 280 mm) tray or duct.
- Convertible to wet cutting systems with optional accessories.
- Three sawing speeds 76, 141, and 268 feet per minute (23, 43, and 82 meters per minute).
- Converts to vertical in seconds.
- Automatic shut-off after cut is complete.
- Sturdy wheels for mobility and stability.
- Heavy-duty, adjustable hydraulic feed.
- Heavy-duty, steel bed with welded steel legs.

SPECIFICATIONS

Capacity	Rectangular 9-1/2" x 11" (241.3 x 279.4 mm) Round 9-1/2" Dia. or 8" Pipe (241.3 mm) 45° Angle 5-1/2" (139.7 x 139.7 mm) Vertical Work Table 7-5/8" x 10" (193.7 x 254.0 mm) Throat Height 9-1/2" (241.3 mm) Throat Depth 6-1/4" (158.8 mm)
Dimensions	52" H. x 47" L. x 27" W. (13208 H. x 11938 L. x 685.8 W. mm)
Power Source	1399-120 VAC 1/2 Horsepower. 1399-22 - 220 VAC
Weight	346 lbs. (157 kg)
Blade Size	1/2" x .025" x 93" (12.7 mm x 0.64 mm x 2362 mm)

CAT. NO.	UPC NO.	DESCRIPTION
1399	31961	9-1/2" x 11": Capacity Mobile Band Saw (241.3 x 279.4 mm)
1399-22	32364	9-1/2" x 11" Capacity Mobile Band Saw (241.3 x 279.4 mm) 220 VAC
32322	32322	Wet Cutting System for 120VAC 1399
32237	32237	Vertical Work Table

Band Saw Blades



Perfect for your mobile or portable band saw, these top-quality, bi-metal blades feature high-speed steel teeth that can handle even tough metals like stainless steel with ease. Virtually unbreakable, too.

- Bi-metal blades feature high-speed tool steel, bonded to an extra-tough alloy back for maximum hardness and heat resistance.
- Fits most popular models of portable band saws.

MOBILE BAND SAW BLADES


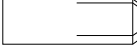


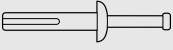
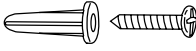
CAT. NO.	UPC NO.	DESCRIPTION	TYPE	APPLICATION	TEETH PER INCH
399-14A	32336	1/2" x .025" x 93" Mobile Band Saw Blade ¹	Bi-metal	Metal	10/14
399-18A	32337	1/2" x .025" x 93" Mobile Band Saw Blade ¹	Bi-metal	Metal	18
399-24A	32338	1/2" x .025" x 93" Mobile Band Saw Blade ¹	Bi-metal	Metal	24
389-1014	10044	1/2" x .020" x 44-7/8" Portable Band Saw Blade ²	Bi-metal	Metal	10/14
389-1418	10045	1/2" x .020" x 44-7/8" Portable Band Saw Blade ²	Bi-metal	Metal	14/18
389-24	10043	1/2" x .020" x 44-7/8" Portable Band Saw Blade ²	Bi-metal	Metal	24

¹ Use with 1399 (31961)

² Use with 530 (30276)

ANCHORS AND FASTENERS

Anchor and Fastener Selection Guide

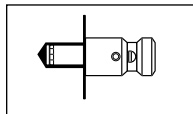
ANCHOR/FASTENER TYPE	USE IN	USE WITH	MADE OF	SIZE RANGE	GENERAL INFORMATION
 Caulking	Concrete, brick, stone, block	Machine screw or bolts	Zinc alloy and lead	1/4" - 20 to 3/8" - 16	Single unit caulking anchor, can be set shallow (flush) or deep in hole. Setting tool required (1 provided free in each box of anchors). For setting in hollow block or to set anchors all at the same depth, use Greenlee Screw anchor expander.
 Drop	Concrete, brick, stone	Machine screw or bolts	Steel	1/4" - 20 to 3/8" - 16	Heavy-duty use in solid masonry where codes require all steel bolt anchors. Pre-assembled, internal expander plug. Can be installed flush with masonry surface or sub-set. Setting tool required (1 provided free in each box of anchors).
 Masonry Screw	Concrete, block, brick	No other fastener needed	Steel	1/4" x 1" to 1/4" x 2-1/2"	A safe, secure fastener that actually taps concrete and eliminates the need for concrete inserts with their alignment problems. Use with Greenlee masonry drill set tool.
 Toggle Bolts	Block, wallboard, plaster, tile	No other fastener needed	Steel	L3/16" x 3" to 3/8" x 4"	Available in round head and mushroom head. Fully-threaded machine screw with spring wing toggle head.
 Zinc Mushroom Head	Concrete, block, brick	No other fastener needed	Zinc and Steel	1/4" x 1" to 1/4" x 1-1/2"	Fast, medium-duty. No hole spotting, removable. Use in hollow or solid base applications.
 Plastic Conical	Concrete, block, tile, brick	Sheet metal, wood, lag screws	Corrosion-resistant plastic	#6-8 x 1" to #10-12 x 1"	Light-duty, multi-size anchor. Has collar for hollow materials.

Screw Anchor Expanders for Caulking Anchors

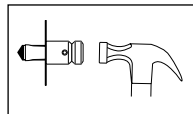


- Quickly and securely set expansive screw anchors in masonry, regardless of thickness.
- Hardened alloy steel.
- Patented.

CAT. NO.	UPC NO.	EXPANSIVE BELT SIZE	USE WITH ANCHOR NO.	QTY. PER BOX	WEIGHT LB.	kg
866	02667	#10 - 24	84299	1	.3	.1
868	02669	1/4" - 20	84299	1	.4	.2
870	02671	3/8" - 16	84305	1	.6	.3



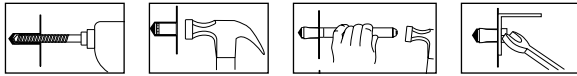

1. Drill hole of required size and put anchor screw on expander. Insert screw anchor into drilled hole.



2. Strike head of expander with hammer or mallet until anchor is held securely in wall. Unscrew expander.

CAT. NO.	UPC NO.	DESCRIPTION
4451AV	05191 R	Anchor Screw for 866
4457AV	05197 R	Anchor Screw for 868
4717AV	05300 R	Anchor Screw for 870
1125GB	50423 B	Roll Pin 1/4" x 1-1/8"

Caulking Anchors



1. Drill hole in masonry.
2. Insert anchor, conical end first, until flush with surface.
3. Using setting tool, caulk lead outer sleeve with sharp blows. Position fixture.
4. Insert screw or bolt and tighten.

- Zinc alloy and lead caulking anchor can be set flush or subset. Greenlee setting tool required.
- Rustproof, use interior or exterior.
- For setting in hollow block. To set anchors all same depth, use Greenlee screw anchor expander.

LEAD CAULKING ANCHORS AND SETTING TOOLS

CAT./UPC NO.	THREAD SIZE	REQ. HOLE		SET TOOL*	QTY. PER BOX	WEIGHT		WORKING LOAD PULLOUT	
		DIA.	MIN. DEPTH			LBS.	kg	LBS.	kg
84299	1/4"-20	1/2"	7/8"	84329	100	3.8	1.7	125	56.6
84305	3/8"-16	3/4"	1-1/4"	84335	50	7.1	3.2	312.5	141.6

*One Setting Tool included with each box of anchors.

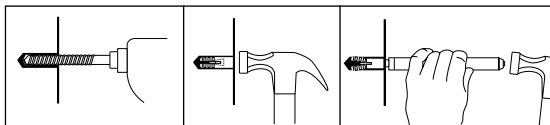
Approvals: Conforms to the description in Federal Specification FFS-325, Group I, Type 1, Class 1.

NOTE: Working load is one fourth the ultimate/maximum capacity. For critical or unusual applications, site testing is recommended.

Drop Anchors



TO SET ANCHOR FLUSH WITH SURFACES



1. Drill hole the same diameter as anchor being used.
2. Drive anchor flush with concrete.
3. Expand anchor with setting tool provided. Anchor is properly expanded when shoulder of setting tool is flush with top of anchor.

TO SET ANCHOR BELOW SURFACES

1. Drill hole deeper than anchor length. Thread bolt into anchor. Hammer anchor into hole until bolt head is at desired height. Remove bolt and set anchor with setting tool.

NOTE: The use of a 24 to 40 ounce hammer is recommended for expanding the anchor.

- Heavy-duty steel anchor for use where codes require all steel bolt anchors.
- Pre-assembled, internal expander plug for faster installation.
- Four-way slot design assures firm hold.

DROP ANCHORS AND SETTING TOOLS

CAT./UPC NO.	ANCHOR & HOLE DIA.	BOLT THREAD SIZE	MIN. DEPTH	THREAD DEPTH	SETTING TOOL*	QTY. PER BOX	WEIGHT	
							LB.	kg
84253	3/8"	1/4"-20	1-1/8"	1/2"	84273	100	3	1.4
84256	1/2"	3/8"-16	1-5/8"	5/8"	84276	50	7	3.2

*One Setting Tool included with each box of anchors.

SPECIFICATIONS

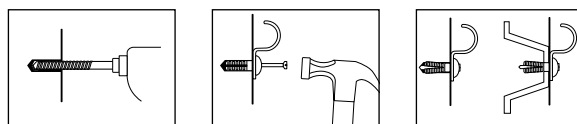
CAT./UPC NO.	WORKING LOAD PULLOUT		WORKING LOAD SHEAR	
	LBS.	kg	LBS.	kg
84253	1037	469.8	842.5	381.7
84256	1712.5	775.8	1518.7	688.9

Approvals: Conforms to the description in Federal Specification FFS-325, Group VIII, Type 1, for concrete expansion shield anchors.

NOTE: Working load is one fourth the ultimate/maximum capacity.

For critical or unusual applications, site testing is recommended.

Zinc Mushroom Head Drive Anchors



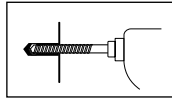
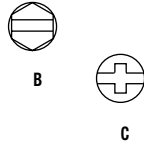
1. Drill required diameter hole in material, to a minimum depth equal the overall anchor minus the thickness of the object to be fastened. Clean hole.
2. Insert anchor body through object to be fastened, and into the hole in base material.
3. Tap the nail until it is flush with the zinc anchor head.

- Fast, medium-duty anchor for use in concrete, block and brick.
- No hole spotting.
- Use in hollow or solid material.
- Made of zinc and steel.

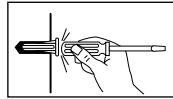
CAT./UPC NO.	SIZE	REQUIRED HOLE SIZE	QTY PER BOX	WEIGHT	
				LBS.	kg
84110	1/4" x 1"	1/4"	100	2	.9
84111	1/4" x 1-1/4"	1/4"	100	2.4	1.1
84112	1/4" x 1-1/2"	1/4"	100	2.6	1.2

NOTE: For critical or unusual applications, site testing is recommended.

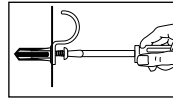
Plastic Conical Anchors



1. Drill hole full length of anchor or 1/8" deeper.



2. Tap anchor into hole flush with surface.



3. Insert screw through fixture into plastic plug and tighten.

- Light-duty, multi-size anchor for use in concrete, block, tile and brick.
- Use with sheet metal, wood and lag screws.
- Has collar for hollow materials.
- Moisture and chemical resistant, for indoor/outdoor use.
- Anchor kits include 100 anchors, 100 screws and one masonry bit.

ANCHORS ONLY

CAT./ UPC NO.	USE WITH SCREW SIZES	REQUIRED HOLE SIZE	QTY. PER BOX	WEIGHT	
				LBS.	kg
84003	#6 - #8	3/16"	100	.2	.1
84006	#10, #12	1/4"	100	.2	.1

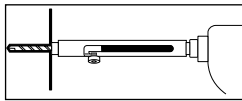
ANCHOR KITS

CAT./ UPC NO.	ANCHOR SIZE	SCREW		BIT SIZE	WEIGHT	
		SIZE	TYPE		LBS.	kg
84009	#6, #8	#8 x 1"	C	3/16"	.8	.4
84012	#10, #12	#10 x 1"	C	1/4"	1	.5
84015	#10, #12	#12 x 1"	C	1/4"	1.4	.6
84019	#10, #12	#10 x 1"	B	1/4"	1.1	.5

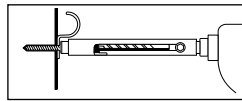
Masonry Screw Anchors



Masonry Screw Anchors must be used with Greenlee masonry screw drill bits, numbers 84484 and 84487, which are a special size to insure secure thread engagement. Standard masonry bit size holes will not provide proper contact with screw threads and may cause masonry anchor screws to pull out.



1. Use set Tool with bit in drilling position to drill hole in surface.



2. Retract bit, insert masonry screw into socket head of tool and drive screw into hole.

- A safe, secure, steel fastener that taps concrete and eliminates the need for concrete inserts with their alignment problems.
- Use with Greenlee masonry drill set tool.
- Use in concrete, block and brick.
- Quick and easy two-step installation, saves time.
- Made in USA.

MASONRY SCREW ANCHORS – EACH BOX OF 100 INCLUDES 1 BIT

CAT./ UPC NO.	SIZE	MATERIAL CONCRETE 3000 PSI		QTY. PER BOX	WT.	
		MIN. EMBEDMENT	PULLOUT LBS.		LBS.	kg
84469	1/4" x 1"	3/4"	1180	100	1.2	.5
84472	1/4" x 1-1/4"	3/4"	1180	100	1.4	.6
84475	1/4" x 1-1/2"	1-1/4"	1800	100	1.6	.7
84478	1/4" x 2"	1-1/4"	1800	100	1.8	.8
84481	1/4" x 2-1/2"	1-1/4"	1800	100	2.1	1.0

INSTALLATION TOOLS

CAT./ UPC NO.	DESCRIPTION	QTY. PER BOX	WT.	
			LBS.	kg
84466	Masonry Screw Drill Set Tool with 84484 Bit	1	.4	.2
84484	3-1/2" Masonry Screw Drill Bit – for use with 1" to 1-1/2" long screws	1		

NOTE: For use in lightweight, hollow core concrete block, minimum embedment 1-3/8", pullout 715 lbs. Due to the variance in make-up of cement block, values will vary. It is suggested that the anchor be tested in specific material being used before installing fixtures.

MASONRY SCREW DRILL SET KIT

CAT./ UPC NO.	DESCRIPTION	MATERIAL CONCRETE 3000 PSI		QTY. PER BOX	WT.	
		MIN. EMBEDMENT	PULLOUT LBS.		LBS.	kg
84463	Masonry Screw Drill Set Kit Includes:	3/4"	1180	1	1.6	.7
84469	50 – 1/4" x 1" Masonry Screws					
84472	50 – 1/4" x 1-1/4" Masonry Screws					
84466	1 – Masonry Screw Drill Set Tool with 84484 Bit					

Small Jobs – Use special Greenlee masonry screw drill bit for holes. Screw can be installed with 5/16" wrench, nut driver or socket with ratchet.

Large Jobs – Use the special Greenlee Masonry Screw Drill Set Tool in kit with 3/8" or larger electric drill for drilling holes and screw installation.

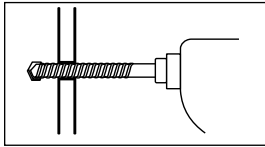
Toggle Bolts and Spring Wings



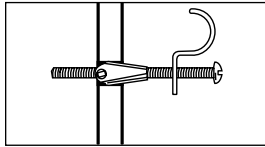
- For light to medium fastening in block, wallboard, plaster and hollow tile.
- Fully threaded machine screw with spring wing toggle head.
- Generous size of toggle head acts to spread the load over a maximum area.

TOGGLE BOLTS AND SPRING WINGS

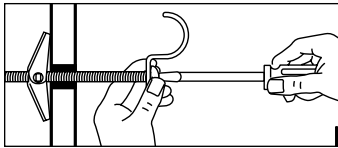
CAT./ UPC NO.	TOGGLE BOLT		REQUIRED HOLE SIZE	QTY. PER BOX	WEIGHT	
	SIZE	HEAD			LBS.	kg
84405	1/4" x 4"	Round	11/16"	50	3.7	1.7
84409	3/8" x 4"	Round	1"	25	4.3	1.9
84424	3/16" x 3"	Mushroom	1/2"	50	1.9	.9
84425	3/16" x 4"	Mushroom	1/2"	50	2.2	1.0
84428	1/4" x 3"	Mushroom	11/16"	50	3.3	1.5
84429	1/4" x 4"	Mushroom	11/16"	50	3.8	1.7



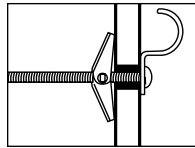
1. Drill hole completely through wall.



2. Insert bolt through items to be fastened. Fold wings completely back, then push through hole until wings spring open.



3. Pull back to hold wings against inside wall while tightening with screw driver.



MASONRY BITS

Masonry Bits



Fast Spiral



Percussion

SPECIFICATIONS

Twist Length	2-1/2" (63 mm)
Overall Length	4" (101 mm)

- Steel bit with carbide tip.
- Use in concrete, block, brick, stone, wallboard and plaster.
- Available in two styles: percussion for use in electric hammer and fast spiral for use in conventional power drills.
- Available in sizes ranging from 3/16" - 1/2" (4.8 - 12.7 mm)

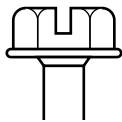

PERCUSSION BITS

CAT./ UPC NO.	HOLE DIA.		SHANK		WEIGHT	
	INCH	mm	INCH	mm	LBS.	g
84576	3/16	4.8	3/16	4.8	.03	14
84582	1/4	6.4	1/4	6.4	.05	23
84588	5/16	7.9	1/4	6.4	.06	27
84594	3/8	9.5	1/4	6.4	.08	36
84600	1/2	12.7	1/4	6.4	.12	54

FAST SPIRAL BITS

CAT./ UPC NO.	HOLE DIA.		SHANK		WEIGHT	
	INCH	mm	INCH	mm	LBS.	g
84526	3/16	4.8	3/16	4.8	.03	14
84532	1/4	6.4	1/4	6.4	.05	23
84538	5/16	7.9	1/4	6.4	.06	27
84544	3/8	9.5	1/4	6.4	.08	36
84550	1/2	12.7	1/4	6.4	.12	54

TAPCON® Masonry Fasteners and Drill Bits



A
Slotted Hex
Washer Head

- Corrosion-resistant – All Tapcon fasteners are protected against rust and corrosion by the exclusive Stalgard® finish.
- Fast – install two or three Tapcon fasteners per minute. Simple two-step operation – drill, then drive – eliminates the need to set anchors.
- Strong – Tapcon fasteners and the masonry material are mechanically linked for exceptionally strong pullout strength.
- Removable – Tapcon fasteners can be removed and reinserted in the same hole. Great for repairs or adjustments.
- Available in two diameters – 1/4" and 3/16".
- Made in USA.

TAPCON® MASONRY FASTENERS – EACH BOX OF 100 INCLUDES 1 BIT

CAT. NO.	UPC NO.	FASTENER		EMBEDMENT		MAXIMUM ATTACHMENT THICKNESS	QTY. PER BOX
		SIZE	TYPE	MIN.	MAX.		
LE 405	07405	1/4" x 1-1/4"	A	1"	1-3/4"	1/4"	100
LE 415	07415	1/4" x 1-3/4"	A	1"	1-3/4"	3/4"	100
LE 425	07425	1/4" x 2-1/4"	A	1"	1-3/4"	1-1/4"	100
LE 435	07435	1/4" x 2-3/4"	A	1"	1-3/4"	1-3/4"	100
LE 445	07445	1/4" x 3-1/4"	A	1"	1-3/4"	2-1/4"	100
LE 455	07455	1/4" x 3-3/4"	A	1"	1-3/4"	2-3/4"	100
LE 300	07300	3/16" x 1-1/4"	A	1"	1-3/4"	1/4"	100
LE 310	07310	3/16" x 1-3/4"	A	1"	1-3/4"	3/4"	100
LE 320	07320	3/16" x 2-1/4"	A	1"	1-3/4"	1-1/4"	100

Multi-Purpose Installation Tool



- Multi-purpose tool designed to be used with all sizes and styles of Tapcon® masonry fasteners.
- Tapcon anchors are easy to install... a simple, two-step operation – drill the hole, then drive the fastener with the Condri tool.

CAT. NO.	UPC NO.	DESCRIPTION
LP 100	07100	Condri Drive 1000 kit consists of: Drill Adapter, Drill Sleeve Assembly, 5/16" Hex Driver-Magnetic, 1/4" Hex Socket for 3/16" Anchor, Phillips Bit, #2 Phillips Bit, #3 Phillips Bit, 1/8" Hex Key, Set Screw 1/4-28, Drive Sleeve Assembly for 5" & 6" Anchors

High-Speed Installation Tool



- Convenient one-step tool designed for high speed installation of Tapcon fasteners.
- Best for rapid, repetitive drilling and fastener installation.
- Specifically designed for hex head Tapcon fasteners in lengths up to 2-3/4".

CAT. NO.	UPC NO.	DESCRIPTION
LP 200	07200	Condri Drive 2000 kit consists of: Tool Body/Drive Assembly, 5/16" Hex Socket for 1/4" Anchors, 1/4" Hex Socket for 3/16" Anchors, 1/8" Hex Key, 1/4" Hex Key, 5/16" Hex Key, Set Screw

Holemaking

USA Tel: 800.435.0786
Fax: 800.451.2632

Canada Tel: 800.435.0786
Fax: 800.524.2853

International Tel: +1.815.397.7070
Fax: +1.815.397.9247

Bending


From basic hand benders to the Smart Quad Bender™ that can calculate complete layout measurements, Greenlee benders remain the industry standard. Use our bending selection guide to help you choose the right one for your job. Whether it's EMT, IMC, PVC or Rigid conduit, you know you'll bend it right – the first time – with Greenlee.

101 104 116 117


FEATURE PRODUCTS




841 Site-Rite®
Hand Bender



855 Electric
Conduit Bender



NEW
L97 Mini-Magnet
Laser Level



L77 Mini Magnetic
Bubble Level



Bending Selection Guide

Combination Bending Rigid EMT IMC Conduit

CAT. NO. - DESCRIPTION	PAGE NO.	1/2"	3/4"	1"	1-1/4"	1-1/2"	2"	2-1/2"	3"	3-1/2"	4"	5"
1818 Mechanical Bender (EMT)	103		✓	✓	✓	✓	✓					
1818 Mechanical Bender (IMC)	103	✓	✓	✓	✓							
1818 Mechanical Bender (Rigid)	103	✓	✓	✓	✓	✓						
855 Smart Quad Bender™	104	✓	✓	✓	✓	✓	✓					
854 Quad Bender™	104	✓	✓	✓	✓	✓	✓					
555® Electric Bender Rigid & EMT*	104, 105	✓	✓	✓	✓	✓	✓					
555® Electric Bender IMC*	104, 105	✓	✓	✓	✓	✓	✓					
853 Quad Bender™	105			✓	✓	✓	✓					
882 & 882CB Hydraulic Bender	108				✓	✓	✓					
881 & 881CT Hydraulic Bender	110							✓	✓	✓	✓	

*Correct shoe group required

Rigid Conduit Bending

CAT. NO. - DESCRIPTION	PAGE NO.	1/2"	3/4"	1"	1-1/4"	1-1/2"	2"	2-1/2"	3"	3-1/2"	4"	5"
Hand Benders---SITE-RITE® Aluminum	101	841	842	843								
Hand Benders---SITE-RITE II® Malleable Iron	101	8841	8842	8843								
Hand Benders---Hickeys	101	508	512	516								
1800 Mechanical Bender	102	✓	✓	✓								
1801 Mechanical Bender	102				✓	✓						
1818 & 1818R Mechanical Bender	103	✓	✓	✓	✓	✓						
855 Smart Quad Bender™	104	✓	✓	✓	✓	✓	✓					
854 Quad Bender™	104	✓	✓	✓	✓	✓	✓					
853 Quad Bender™	105			✓	✓	✓	✓					
555R Electric Bender	106	✓	✓	✓	✓	✓	✓					
882CB Hydraulic Bender	108				✓	✓	✓					
881 & 881CT Hydraulic Bender	110							✓	✓	✓	✓	
880 Hydraulic Bender	112	Optional		✓	✓	✓	✓					
777 Hydraulic Bender	113				✓	✓	✓	S	S	S	S	
884 Hydraulic Bender	114				✓	✓	✓	✓	✓	✓	✓	
885 Hydraulic Bender	114				✓	✓	✓	✓	✓	✓	✓	S

EMT Conduit Bending

CAT. NO. - DESCRIPTION	PAGE NO.	1/2"	3/4"	1"	1-1/4"	1-1/2"	2"	2-1/2"	3"	3-1/2"	4"	5"
Hand Benders---SITE-RITE® Aluminum	101	840	841	842	843							
Hand Benders---SITE-RITE II® Malleable Iron	101	8840	8841	8842	8843							
1818 & 1818T Mechanical Bender	103		✓	✓	✓	✓	✓					
855 Smart Quad Bender™	104	✓	✓	✓	✓	✓	✓					
854 Quad Bender™	104	✓	✓	✓	✓	✓	✓					
853 Quad Bender™	105			✓	✓	✓	✓					
555E Electric Bender	106	✓	✓	✓	✓	✓	✓					
882 & 882CB Hydraulic Bender	108				✓	✓	✓					
881 & 881CT Hydraulic Bender	110							✓	✓	✓	✓	

IMC Conduit Bending

CAT. NO. - DESCRIPTION	PAGE NO.	1/2"	3/4"	1"	1-1/4"	1-1/2"	2"	2-1/2"	3"	3-1/2"	4"	5"
Hand Benders---SITE-RITE® Aluminum	101	841	842	843								
Hand Benders---SITE-RITE II® Malleable Iron	101	8841	8842	8843								
1800 Mechanical Bender	102	✓	✓	✓								
1801 Mechanical Bender	102				✓	✓						
1818 & 1818R Mechanical Bender	103	✓	✓	✓	✓	✓						
855 Smart Quad Bender™	104	✓	✓	✓	✓	✓	✓					
854 Quad Bender™	104	✓	✓	✓	✓	✓	✓					
853 Quad Bender™	105			✓	✓	✓	✓					
555I Electric Bender	106					✓	✓					
882CB Hydraulic Bender	108				✓	✓	✓					
881 & 881CT Hydraulic Bender	110							✓	✓	✓	✓	

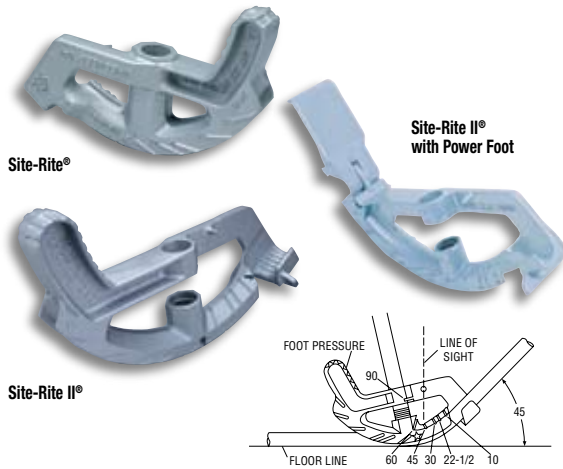
PVC Coated Rigid Conduit Bending

CAT. NO. - DESCRIPTION	PAGE NO.	1/2"	3/4"	1"	1-1/4"	1-1/2"	2"	2-1/2"	3"	3-1/2"	4"	5"
855 Smart Quad Bender™ with 01700 PVC Shoe Group	104	✓	✓	✓	✓	✓	✓					
854 Quad Bender™ with 01700 PVC Shoe Group	104	✓	✓	✓	✓	✓	✓					
853 Quad Bender™ with 37279 PVC Shoe Group	105	✓	✓	✓	✓	✓	✓					
555® Electric Bender with 37279 Shoe Group	106	✓	✓	✓	✓	✓	✓					
884 PVC Hydraulic Bender	114	Optional Shoes Required			✓	✓	✓	Optional	✓	✓	✓	

✓ = One Shot Capability.
S = Segment Bend Only.
See pages 118 and 119 for PVC Blankets and Heaters for bending PVC.

MECHANICAL

SITE-RITE® Heat-Treated Aluminum and SITE-RITE II® Malleable Iron Hand Benders



Both Benders feature:

- Handle straight up and down for 30° bends.
- Patented sight indicator on bender is a key feature for bending angles fast and easy.
- Non-slip, contoured pedal for added leverage.
- Strong, stable square hook design.
- Cast-in markings for stub-ups, saddle bends, back-to-back bends, and head-up or down bending.
- Lifetime Limited Warranty.

SITE-RITE Aluminum Benders feature:

- Special design and heat-treated aluminum construction make this patented hand bender significantly stronger.
- Cast-in offset multipliers.

8843 SITE-RITE II Malleable Iron Bender features:

- Ratcheting Power Foot to provide more leverage, reduce bending effort.

SPECIFICATIONS

Capacity	1/2" - 1/4" EMT, 1/2" - 1" Rigid
Weight	840 - 1.4 lbs. (0.7 kg) 841 - 2.1 lbs. (0.9 kg) 842 - 3.5 lbs. (1.6 kg) 843 - 8.3 lbs. (3.8 kg) 840H - 5.5 lbs. (2.5 kg) 841H - 6.4 lbs. (2.9 kg) 842H - 11 lbs. (5 kg) 8840 - 3.1 lbs. (1.4 kg) 8841 - 4.3 lbs. (2.0 kg) 8842 - 7.2 lbs. (3.3 kg) 8843 - 16.2 lbs. (7.3 kg) 8840H - 7 lbs. (3.2 kg) 8841H - 9 lbs. (4.1 kg) 8842H - 15 lbs. (6.8 kg)

CENTERLINE BENDING RADII

EMT	RIGID IMC	CENTERLINE RADII	HEAT-TREATED ALUMINUM	MALLEABLE IRON
1/2"		4-3/16" (106.5 mm)	840, 840H	8840, 8840H
3/4"	1/2"	5-1/8" (130.2 mm)	841, 841H	8841, 8841H
1"	3/4"	6-1/2" (165.1 mm)	842, 842H	8842, 8842H
1-1/4"	1"	11" (279.4 mm)	843	—
1-1/4"	1"	9-5/8" (244.5 mm)	—	8843

CAT. NO. UPC NO. DESCRIPTION

840	23533	SITE-RITE Hand Bender for 1/2" EMT
841	23392	SITE-RITE Hand Bender for 3/4" EMT, 1/2" Rigid, IMC
842	23564	SITE-RITE Hand Bender for 1" EMT, 3/4" Rigid, IMC
843	23667	SITE-RITE Hand Bender for 1-1/4" EMT, 1" Rigid, IMC
840H	32917	SITE-RITE Hand Bender with handle for 1/2" EMT
841H	32918	SITE-RITE Hand Bender with handle for 3/4" EMT, 1/2" Rigid
842H	32919	SITE-RITE Hand Bender with handle for 1" EMT, 3/4" Rigid
8840	35094	SITE-RITE II Hand Bender for 1/2" EMT
8841	35095	SITE-RITE II Hand Bender for 3/4" EMT, 1/2" Rigid, IMC
8842	35096	SITE-RITE II Hand Bender for 1" EMT, 3/4" Rigid, IMC
8843	35097	SITE-RITE II Power Foot Bender for 1-1/4" EMT, 1" Rigid, IMC
8840H	35482	SITE-RITE II Hand Bender with handle for 1/2" EMT
8841H	35483	SITE-RITE II Hand Bender with handle for 3/4" EMT, 1/2" Rigid
8842H	35484	SITE-RITE II Hand Bender with handle for 1" EMT, 3/4" Rigid
845	25567	Handle for 1/2" and 3/4" Hand Benders
846	25568	Handle for 1" Hand Benders
846-1-1/4	06490	Handle for 1-1/4" Benders

HICKEYS with Welded Handles



- Heavy-duty cast steel head.
- Welded steel handle.
- Bend tight radius stub-ups.

CAT. NO. UPC NO. DESCRIPTION

508	18102	Hickey for 1/2" Rigid
512	18103	Hickey for 3/4" Rigid
516	18104	Hickey for 1" Rigid

SPECIFICATIONS

Capacity	1/2" - 1" Rigid
Weight	508 - 6.9 lbs. (3.1 kg), 512 - 8 lbs. (3.6 kg), 516 - 13 lbs. (5.9 kg)

Little Kicker® Offset Bender



- Bends offsets in one easy operation. Insert conduit, depress handle, release and remove conduit.
- Makes identical offsets every time for wall mounted boxes with exposed conduit.
- Creates offset that matches the knockout in box.
- Maximum offset of .56" (9/16).

CAT. NO.	UPC NO.	DESCRIPTION
1810	13815	Offset Bender for 1/2" EMT
1811	14159	Offset Bender for 3/4" EMT

SPECIFICATIONS

Capacity	1810 – 1/2" EMT
	1811 – 3/4" EMT
Weight	1810 – 8.75 lbs. (4 kg)
	1811 – 8.50 lbs. (3.9 kg)

Mechanical Benders for IMC and Rigid Conduit



- Ratchet action for increased leverage.
- Bypass the ratchet for fast, direct bending on smaller sizes.
- Heavy-duty welded construction for long, reliable service.
- Built-in bending degree indicator and easy to use bending charts for accurate, consistent bends.
- Does not include handle.

CAT. NO.	UPC NO.	DESCRIPTION
1800	24400	Mechanical Bender for 1/2", 3/4", 1" IMC and Rigid conduit
1800G1	24401	Mechanical Bender without undercarriage, for bench or truck bed mounting. Bends 1/2", 3/4", 1" IMC and Rigid conduit
1801	24753	Mechanical Bender for 1-1/4", 1-1/2" IMC and Rigid conduit
32416	32416	A Undercarriage Unit for 1800 and 1801
02289	02289	B Wheel, Non-flat

Use a 5' (1.5 m) length of 1" Rigid conduit for the handle.

SPECIFICATIONS

Capacity	1800, 1800G1 – 1/2", 3/4" and 1" IMC and Rigid.
	1801, 1801G1 – 1-1/4" and 1-1/2" IMC and Rigid
Weight	1800 – 81 lbs. (36.7 kg)
	1800G1 – 48 lbs. (21.8 kg)
	1801 – 104 lbs. (47.2 kg)
	1801G1 – 75 lbs. (34 kg)

CENTERLINE BENDING RADII

1800, 1800G1	1/2" Rigid conduit	2-5/8"	(66.7 mm)
	3/4" Rigid conduit	4-5/8"	(117.5 mm)
	1" Rigid conduit	5-7/8"	(149.2 mm)
1801, 1801G1	1-1/4" Rigid conduit	8-1/16"	(204.8 mm)
	1-1/2" Rigid conduit	9-11/16"	(246.1 mm)

Mechanical Benders for EMT, IMC, Rigid and Aluminum Conduit



- Bends a wide variety of types and sizes of conduit.
- Durable ratchet mechanism for easy bending.
- Bypass the ratchet for fast, direct bending on smaller sizes.
- Bending degree indicator and charts for fast, easy, accurate bending.
- All shoe and bending accessories can be mounted to the frame unit and secured with a chain and lock.
- Heavy-duty undercarriage with wheels.
- Does not include handle.

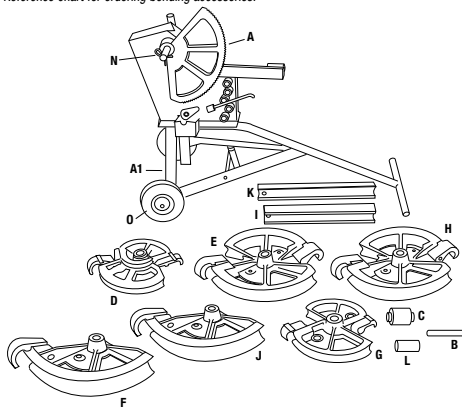
CAT. NO.	UPC NO.	DESCRIPTION
1818	22192	Mechanical Bender for 3/4" through 2" EMT conduit, 1/2" through 1-1/4" IMC conduit and 1/2" through 1-1/2" Rigid and aluminum conduit
1818R	20231	Mechanical Bender for 1/2" through 1-1/4" IMC conduit and 1/2" through 1-1/2" Rigid and aluminum conduit
1818T	20232	Mechanical Bender for 3/4" through 2" EMT conduit
08429	08429	Under Carriage Assembly
1818G1	22220	A Frame and undercarriage unit only
02289	02289	B Wheel, Non-flat

SPECIFICATIONS

Capacity	EMT: 3/4" - 2" RIGID: 1/2" - 1-1/2" IMC: 1/2" - 1-1/4" ALUMINUM: 1/2" - 1-1/2"
Weight	1818 - 250 lbs. (114 kg) 1818T - 217 lbs. (99 kg) 1818R - 185 lbs. (84 kg)

KEY	CAT NO.	UPC NO.	DESCRIPTION	BENDERS				SHOE GROUPS*		
				1818	1818R	1818T	1818G1	36905	36906	36907
A	36247	36247	Undercarriage Unit	1	1	1	1			
B	36697	36697	Roller Pin Unit	1	1	1		1	1	1
C	18681	18681	Cushioned Roller Unit	1	1	1		1	1	1
D	18827	18827	1/2, 3/4 & 1" Rigid/IMC Shoe Unit	1	1			1	1	
E	18828	18828	1-1/4" Rigid/IMC; 1-1/2" Rigid Shoe Unit	1	1			1	1	
G	18830	18830	3/4 & 1" EMT Shoe Unit	1		1		1		1
H	18831	18831	1-1/4 & 1-1/2" EMT Shoe Unit	1		1		1		1
I	18642	18642	1-1/4 & 1-1/2" EMT Follow Bar	1		1		1		1
J	18832	18832	2" EMT Shoe Unit	1		1		1		1
K	18636	18636	2" EMT Follow Bar	1		1		1		1
L	36296	36296	Roller Follow Bar Guide	1		1		1		1
N	18772	18772	Retainer Clip	1	1	1		1	1	1
O	02289	02289	Wheel, Non-flat	2	2	2				
F	18829 1723	18829 23818	2" Rigid Aluminum Shoe Unit Steel Storage Box For Shoe Units	OPTIONAL						

* SHOE GROUPS Reference chart for ordering bending accessories.



B = REPLACEMENT PART **A** = ACCESSORY

CENTERLINE BENDING RADII

SHOE SIZE	INCHES	mm
1/2" Rigid/IMC	2-21/32"	67.5
3/4" Rigid/IMC	4-5/8"	117.5
3/4" EMT	5-3/32"	129.4
1" Rigid/IMC	5-7/8"	149.2
1" EMT	6-13/32"	162.7
1-1/4" Rigid/IMC	7-3/8"	187.3
1-1/4" EMT	8-9/32"	210.3
1-1/2" Rigid	9"	228.6
1-1/2" EMT	8-9/32"	210.3
2" EMT	9-3/16"	233.4
2" Aluminum	10-15/32"	265.9

ELECTRICAL

Smart Quad Bender™ Electric Conduit Bender for 1/2" to 2" EMT, IMC, Rigid and Rigid Aluminum



- Bends a variety of types and sizes of conduit.
- Intelligent pendant controls: Standard (included), digital readout and programmable bend angles for accurate repeat bends. Deluxe (optional), interactive control – calculates complete layout measurements for various types of bends.
- Bends 1/2" to 2" EMT, IMC, Rigid and Rigid aluminum conduit without any shoe changes. No loose parts to get lost.
- Two operating positions; table top and upright.
- Optional shoes available to bend PVC-coated steel conduit.
- Adjustable leveler pads.
- Excellent portability. Convenient lifting eyes.
- Weather-resistant construction.
- Squeeze adjustment to compensate for variations in EMT conduit.

SPECIFICATIONS

Capacity	1/2" - 2" EMT, IMC, Rigid and Rigid Aluminum conduit
Power Source	120 VAC; 20 Amp
Weight	510 lbs. (231.3 kg)

CAT. NO.	UPC NO.	DESCRIPTION
855	08550	Smart Bender for 1/2" - 2" EMT, IMC and Rigid conduit (Includes Standard Pendant)
38650	38650	A Deluxe Pendant for older bender with serial code ZW
01711	01711	A Deluxe Pendant for current bender with serial code ABL & ADY
38863	38863	R Standard Pendant for older bender with serial code ZW
01648	01648	R Standard Pendant for current bender with serial code ABL & ADY
38780	38780	R Shoe Unit, 1/2" - 1-1/4"
38148	38148	R Shoe Unit, 1-1/2" - 2"
01700	01700	A 40 MIL PVC Coated Rigid Shoe Group, 1/2"-2" (Exc. ZW)
38962	38962	A Vinyl Rain Cover

Quad Bender™ Electric Conduit Bender for 1/2" to 2" EMT, IMC, and Rigid Aluminum



- Bends 1/2" to 2" EMT, IMC, Rigid and Rigid Aluminum conduit without any shoe changes. No loose parts to get lost.
- Two operating positions; tabletop and upright.
- Remote pendant switch and bending data charts for easy, accurate bends.
- Simple setup and easy operation.
- Squeeze adjustment to compensate for variations in EMT conduit.
- Adjustable leveler pads.
- Excellent portability. Convenient lifting eyes.
- Optional shoes available to bend PVC coated steel conduit.

CAT. NO.	UPC NO.	DESCRIPTION
854	03106	Quad Bender for 1/2" - 2" EMT, IMC, Rigid and Rigid Aluminum, conduit
38780	38780	R Shoe Unit, 1/2" - 1-1/4"
38148	38148	R Shoe Unit, 1-1/2" - 2"
01700	01700	A 40 MIL PVC Coated Rigid Shoe Group, 1/2"-2"

SPECIFICATIONS

Capacity	1/2" - 2" EMT, IMC, Rigid and Rigid Aluminum conduit
Power Source	120 VAC; 20 Amp
Weight	510 lbs. (231.3 kg)

CENTERLINE BENDING RADII

SHOE SIZE	INCHES	mm	SHOE SIZE	INCHES	mm	SHOE SIZE	INCHES	mm
1/2" EMT	4-5/16"	109.5	1" EMT	7"	177.8	1-1/2" EMT	8-3/8"	212.7
1/2" IMC/Rigid	4-1/4"	108.0	1" IMC/Rigid	6-15/16"	176.2	1-1/2" IMC/Rigid	8-1/4"	209.6
3/4" EMT	5-1/2"	139.7	1-1/4" EMT	8-13/16"	223.8	2" EMT	9-1/4"	235.0
3/4" IMC/Rigid	5-7/16"	138.1	1-1/4" IMC/Rigid	8-3/4"	222.3	2" IMC/Rigid	9"	228.6

R = REPLACEMENT PART **A** = ACCESSORY

Electric Conduit Bender for 1" to 2" EMT, IMC, Rigid Steel and Aluminum



CLASSIFIED
UL US
95R7

- Four-in-one-shoe handles 1", 1-1/4", 1-1/2", 2" EMT, IMC and Rigid steel and aluminum conduit.
- No flat tires with steel rims and precision ball bearings for tough jobsite conditions.
- Quickly remove the shoe and bridge to reduce weight for easy handling.
- Easy to load and unload.
- Squeeze adjustment to compensate for conduit variations. Smooth wrinkle-free bends.

CAT. NO.	UPC NO.	DESCRIPTION
853	07272	Quad Bender for 1" - 2" EMT, IMC, and Rigid conduit
37279	37279 A	40 MIL PVC Coated Rigid Shoe Group, 1"-2"

SPECIFICATIONS

Capacity	1" - 2" EMT, IMC, and Rigid conduit
Power Source	120 VAC; 20 Amp
Weight	445 lbs. (202 kg); 275 lbs. (125 kg) without shoe and bridge
Height	44" (1118 mm)
Width	30.5" (775 mm)
Depth	35" (889 mm)

CENTERLINE BENDING RADII-853

SHOE SIZE	INCHES	mm
1" EMT	7"	177.8
1" IMC/Rigid	6-15/16"	176.2
1-1/4" EMT	8-13/16"	223.8
1-1/4" IMC/Rigid	8-3/4"	222.3
1-1/2" EMT	8-3/8"	212.7
1-1/2" IMC/Rigid	8-1/4"	209.6
2" EMT	9-1/4"	235.0
2" IMC/Rigid	9"	228.6

Bending

USA Tel: 800.435.0786
Fax: 800.451.2632

Canada Tel: 800.435.0786
Fax: 800.524.2853

International Tel: +1.815.397.7070
Fax: +1.815.397.9247

555® Deluxe Electric Conduit Bender for 1/2" through 2" Conduit and Pipe



Pneumatic Tires



- 555 Deluxe Series features unique electrical controls that reduce the in-rush current to the relays to minimize contact arcing for longer life, heavy-duty no flat pneumatic tires and UL/ULC approved.
- Available in four models for Rigid, EMT or IMC conduit, or bender only without shoes.
- The optional PVC-coated Rigid conduit shoe group can be used on all 555 series benders.

CAT. NO.	UPC NO.	DESCRIPTION
555	39780	Deluxe Electric Bender power unit without bending accessories
555R	23446	Deluxe Electric Bender with Shoe Group for 1/2" through 2" Rigid and 1/2" through 1-1/4" IMC conduit and pipe includes 28007 - 1/2" - 2" Rigid Shoe Group
555E	27989	Deluxe Electric Bender with Shoe Group for 1/2" through 2" EMT conduit includes 23802 - 1/2" - 2" EMT Shoe Group
555I	27990	Deluxe Electric Bender with Shoe Group for 1-1/2" through 2" IMC conduit includes 26330 - 1-1/2" - 2" IMC Shoe Group
555-22	39971	220 VAC 50/60 Cycle Electric Bender power unit without bending accessories
37279	37279	A 40 MIL PVC Coated Rigid 1/2" - 2" Shoe Group (sold separately) to use with the 555 series benders

SPECIFICATIONS

Capacity	555R: 1/2" - 2" Rigid and 1/2" - 1-1/4" IMC conduit 555E: 1/2" - 2" EMT conduit 555I: 1-1/2" and 2" IMC conduit
Power Source	555 Deluxe Series: 120 VAC; 20 Amp GFCI-protected receptacle 555-22: 220 VAC 50/60 Cycle; 20 Amp GFCI-protected receptacle
Operating Temperature	-5° F to 120° F (-20° C to 49° C)
Relative Humidity	0-98%
Weight	555: 260 lbs. (118 kg) 555R: 393 lbs. (179 kg) 555E: 476 lbs. (216 kg) 555I: 456 lbs. (207 kg)
Height	555 Deluxe Series: 44" (1118 mm)
Width	555 Deluxe Series: 29-5/8" (753 mm)
Depth	555 Deluxe Series: 28-1/2" (724 mm)

International Tel: +1.815.397.7070
Fax: +1.815.397.9247

Canada Tel: 800.435.0786
Fax: 800.524.2853

USA Tel: 800.435.0786
Fax: 800.451.2632

555® Classic Electric Conduit Bender for 1/2" through 2" Conduit and Pipe



555RC Classic

- The 555C Classic Series features simple relay controls for easy field repairs, and compact handle design to prevent interference with conduit when bending.
- Available in four models for Rigid, EMT or IMC conduit, or bender only without shoes.
- The optional PVC-coated Rigid conduit shoe group can be used on all 555 series benders.

CAT. NO.	UPC NO.	DESCRIPTION
555C	06900	Classic Electric Bender power unit without bending accessories
555RC	06901	Classic Electric Bender with Shoe Group for 1/2" through 2" Rigid and 1/2" through 1-1/4" IMC conduit and pipe; includes 28007 – 1/2" - 2" Rigid Shoe Group
555EC	06902	Classic Electric Bender with Shoe Group for 1/2" through 2" EMT conduit includes 23802 – 1/2" - 2" EMT Shoe Group
555C	06903	Classic Electric Bender with Shoe Group for 1-1/2" through 2" IMC conduit includes 26330 – 1-1/2" - 2" IMC Shoe Group
37279	37279 A	40 MIL PVC Coated Rigid 1/2" - 2" Shoe Group (sold separately) to use with the 555 series benders

SPECIFICATIONS

Capacity	555RC: 1/2" - 2" Rigid and 1/2" - 1-1/4" IMC conduit 555EC: 1/2" - 2" EMT conduit 555C: 1-1/2" and 2" IMC conduit
Power Source	555C Classic Series: 120 VAC; 20 amp GFCI-protected receptacle
Weight	555C: 260 lbs. (118 kg)
Width	555C Classic Series: 28-1/2" (724 mm)
Height	555C Classic Series: 44" (1118 mm)
Depth	555C Classic Series: 28-1/2" (724 mm)
Operating Temperature	-5° F to 120° F (-20° C to 49° C)
Relative Humidity	0-98%

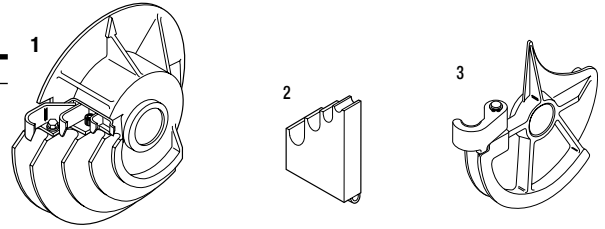
555 CENTERLINE BENDING RADII

SHOE SIZE	EMT	RIGID	IMC
1/2"	4-1/4" (10.80 cm)	4-1/4" (108 mm)	4-1/4" (108 mm)
3/4"	5-3/8" (13.65 cm)	5-7/16" (138 mm)	5-7/16" (138 mm)
1"	6-3/4" (17.15 cm)	6-5/16" (176 mm)	6-5/16" (176 mm)
1-1/4"	8-3/4" (22.22 cm)	8-3/4" (222 mm)	8-3/4" (222 mm)
1-1/2"	8-9/32" (21.03 cm)	8-1/4" (209 mm)	8-9/32" (210 mm)
2"	9-3/16" (23.33 cm)	9-1/2" (241 mm)	9-3/16" (233 mm)

555® Accessory Shoe Groups

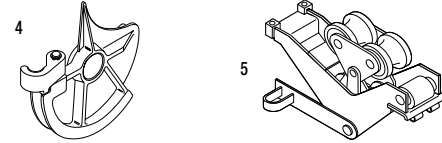
23802 1/2" - 2" EMT SHOE GROUP CONSISTS OF ONE EACH:

KEY	CAT. NO.	UPC NO.	DESCRIPTION
1	17944	17944	1/2" through 1-1/4" EMT Bending Shoe
2	17986	17986	1/2" through 1-1/4" Support Roller
3	23499	23499	1-1/2" EMT Bending Shoe
4	23505	23505	2" EMT Bending Shoe
5	23541	23541	1-1/2" through 2" Roller Support Unit
	1723	23818	Metal Storage Box (not shown)



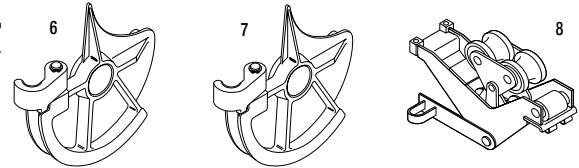
23816 1-1/2" AND 2" EMT SHOE GROUP CONSISTS OF ONE EACH:

KEY	CAT. NO.	UPC NO.	DESCRIPTION
3	23499	23499	1-1/2" EMT Bending Shoe
4	23505	23505	2" EMT Bending Shoe
5	23541	23541	1-1/2" through 2" Roller Support Unit



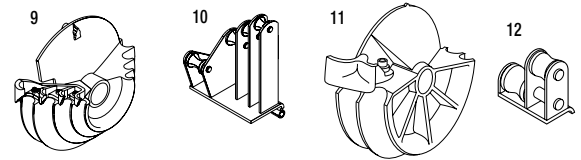
26330 1-1/2" AND 2" IMC SHOE GROUP CONSISTS OF ONE EACH:

KEY	CAT. NO.	UPC NO.	DESCRIPTION
6	25263	25263	1-1/2" IMC Bending Shoe
7	25268	25268	2" IMC Bending Shoe
8	25273	25273	1-1/2" through 2" Roller Support Unit
	1723	23818	Metal Storage Box (not shown)



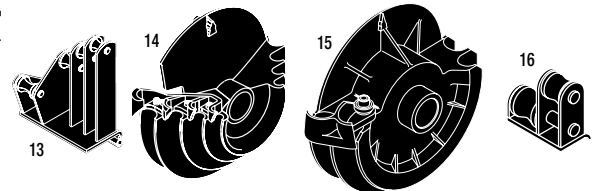
28007 1/2" - 2" RIGID SHOE GROUP CONSISTS OF ONE EACH:

KEY	CAT. NO.	UPC NO.	DESCRIPTION
9	00571	00571	1/2" through 1-1/4" Rigid/IMC Bending Shoe
10	00936	00936	1/2" through 1-1/4" Support Roller
11	17937	17937	1-1/2" through 2" Rigid Bending Shoe
12	17984	17984	1-1/2" through 2" Support Roller



37279 40 MIL PVC COATED RIGID 1/2" - 2" SHOE GROUP CONSISTS OF ONE EACH:


KEY	CAT. NO.	UPC NO.	DESCRIPTION
13	00946	00946	1/2" through 1-1/4" Roller Support
14	00573	00573	1/2" through 1-1/4" Shoe
15	37281	37281	1-1/2" and 2" Shoe
16	37282	37282	1-1/2" through 2" Roller Support
	1723	23818	Metal Storage Box (not shown)



To use the PVC Shoe Group with 555 SB and 555 SBR benders Adapter Set 32391 is required.

HYDRAULIC

Flip-Top® Benders for 1-1/4" - 2" EMT, IMC and Rigid



- Choose 882 for EMT or 882CB models for EMT, IMC and Rigid Conduit.
- Simple, accurate and easy to use.
- Flip-Top hinged frame top plate opens for easy, fast loading and unloading.
- Ram travel scale and charts for accurate bends, offsets and saddles.

FLIP-TOP® BENDER CENTERLINE BENDING RADII

SIZE	882, 882CB		882CB	
	EMT	RIGID	EMT	IMC
1-1/4"	7-7/32" (183.4 mm)	7-1/4" (184.2 mm)	7-1/4" (184.2 mm)	
1-1/2"	8-1/16" (204.8 mm)	8-1/4" (209.5 mm)	8-1/4" (209.5 mm)	
2"	9-5/16" (236.5 mm)	8-7/8" (225.4 mm)	8-7/8" (225.4 mm)	

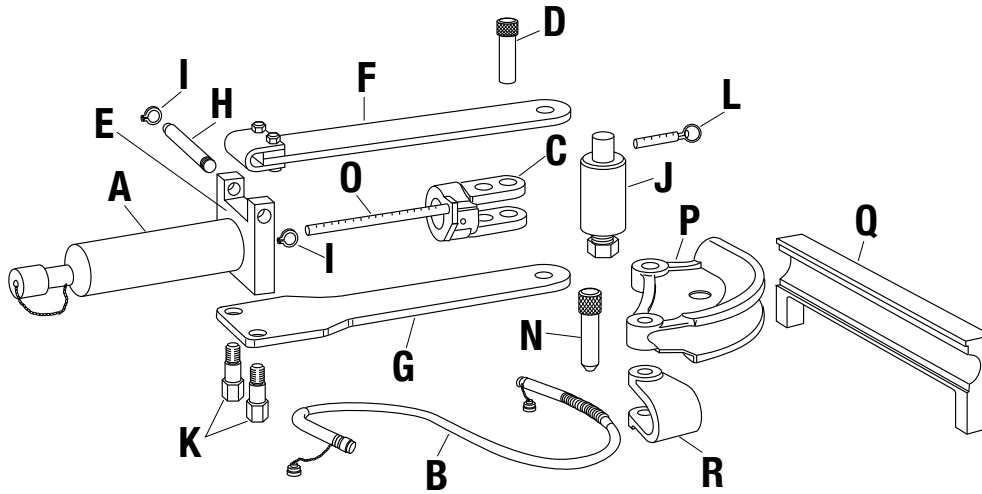
CAT. NO.	UPC NO.	DESCRIPTION
882	15128	Flip-Top Bender for 1-1/4", 1-1/2" and 2" EMT Conduit without Hydraulic Pump
882CB	29536	Flip-Top Bender with shoes for 1-1/4", 1-1/2" and 2" EMT, IMC and Rigid Conduit without Hydraulic Pump
882CB-H755	29537	Flip-Top Bender with shoes for 1-1/4", 1-1/2" and 2" EMT, IMC and Rigid Conduit with 755 Hand Hydraulic Pump
882CB-E975	34202	Flip-Top Bender with shoes for 1-1/4", 1-1/2" and 2" EMT, IMC and Rigid Conduit with 975 Electric Hydraulic Pump
882-H755	16460	Flip-Top Bender for 1-1/4", 1-1/2" and 2" EMT Conduit with 755 Hand Hydraulic Pump
882-E975	34201	Flip-Top Bender for 1-1/4", 1-1/2" and 2" EMT Conduit with 975 Electric Hydraulic Pump
882RI-G1	29948	Conversion Attachment Set - Converts 882 to 882CB by adding the shoes, follow bars and saddles for 1-1/4", 1-1/2" and 2" IMC and Rigid Conduit

SPECIFICATIONS

Capacity	Weight
882-1-1/4", 1-1/2" and 2" EMT	882-141 lbs (64 kg)
882CB-1-1/4", 1-1/2" and 2" EMT, IMC and Rigid	882-H755- 161 lbs (73 kg)
Power Source	882CB-H755- 217 lbs (99 kg)
755- Hydraulic Hand Pump	882CB-E975- 264 lbs (120 kg)
975- 120 VAC Electric Hydraulic Pump	882-E975- 195 lbs (89 kg)
976- 220PS- 220 VAC 50/60 Cycle Electric Hydraulic Pump	882CB- 205 lbs (93 kg)


R = REPLACEMENT PART A = ACCESSORY

Flip-Top® Benders and Shoe Groups



KEY	CAT NO.	UPC NO.	DESCRIPTION	BENDERS		SHOE GROUP
				882	882CB	882RI-G1
A	1738	15129	12-Ton Hydraulic Ram with 4018GB female quick Coupler	1	1	
B	11289	11289	3/8" x 6' (9.5 x 1829 mm) Hydraulic Hose with two 4033GB male quick couplers	1	1	
C	15145	15145	Yoke	1	1	
D	04086	04086	Yoke Pin	1	1	
E	16563	16563	Frame Unit (includes F thru K)	1	1	
F	15136	15136	Upper Connecting Plate Unit	1	1	
G	15135	15135	Lower Connecting Plate Unit	1	1	
H	15150	15150	Hinge Pin	1	1	
I	50283	50283	Retaining Ring	2	2	
J	38778	38778	Roller Unit with pin (L)	1	1	
K	15147	15147	Anchor Stud	2	2	
L	54303	54303	Hitch Pin, 3/8 x 1-1/2	1	1	
N	29937	29937	Saddle Pin	1	1	1
O	50848	50848	Scale Jam Nut			
O	52867	52867	Scale O-Ring			
O	21954	21954	Scale Piston	1	1	
	1531	23274	Steel Storage Box (not shown)	1	1	
P	11146	11146	1-1/4" EMT Shoe	1	1	
Q	11126	11126	1-1/4" EMT Follow Bar	1	1	
R	11075	11075	1-1/4" EMT Saddle	1	1	
P	14287	14287	1-1/2" EMT Shoe	1	1	
Q	11107	11107	1-1/2" EMT Follow Bar	1	1	
R	11072	11072	1-1/2" EMT Saddle	1	1	
P	11132	11132	2" EMT Shoe	1	1	
Q	11089	11089	2" EMT Follow Bar	1	1	
R	14279	14279	2" EMT Saddle	1	1	
P	29474	29474	1-1/4" IMC and Rigid Shoe		1	1
Q	29477	29477	1-1/4" IMC and Rigid Follow Bar		1	1
R	29465	29465	1-1/4" IMC and Rigid Saddle		1	1
P	29470	29470	1-1/2" IMC and Rigid Shoe		1	1
Q	29472	29472	1-1/2" IMC and Rigid Follow Bar		1	1
R	29464	29464	1-1/2" IMC and Rigid Saddle		1	1
P	29466	29466	2" IMC and Rigid Shoe		1	1
Q	29468	29468	2" IMC and Rigid Follow Bar		1	1
R	29463	29463	2" IMC and Rigid Saddle		1	1

Cam Track® Conduit Benders for 2-1/2" to 4" EMT, IMC and Rigid



Shown with OPTIONAL 1813 Bending Table & optional 980 pump
SEE PAGE 116

CAT. NO.	UPC NO.	DESCRIPTION
881CT	31287	Cam Track Conduit Bender for One-Shot 90° Bends in 2-1/2", 3", 3-1/2" and 4" EMT, IMC and Rigid conduit, without hydraulic pump
881CT-E980	34208	Cam Track Conduit Bender for One-Shot 90° Bends in 2-1/2", 3", 3-1/2" and 4" EMT, IMC and Rigid conduit, with 980 Electric Hydraulic Pump
881CTD	38466	Cam Track Conduit Bender for One-Shot 90° Bends in 2-1/2", 3" and 4" EMT, IMC and Rigid conduit, without hydraulic pump
881CTD-E980	38467	Cam Track Conduit Bender for One-Shot 90° Bends in 2-1/2", 3" and 4" EMT, IMC and Rigid conduit, with 980 Electric Hydraulic Pump
881	27778	Conduit Bender for One-Shot 90° Bends in 2-1/2" and 3", Two-Shot 90° Bends in 3-1/2" and 4" EMT, IMC and Rigid conduit, without hydraulic pump
881-E980	34205	Hydraulic Conduit Bender for One-Shot 90° Bends in 2-1/2" and 3", Two-Shot 90° Bends in 3-1/2" and 4" EMT, IMC and Rigid conduit, with 980 Electric Hydraulic Pump
881 Basic	35711	Conduit Bender without shoe groups or hydraulic pump
27554	27554	A 2-1/2" - One-Shot 90° EMT, IMC, Rigid Shoe Group
27555	27555	A 3" - One-Shot 90° EMT, IMC, Rigid Shoe Group
31281	31281	A 3-1/2" - One-Shot 90° EMT, IMC, Rigid Shoe Group
27556	27556	A 3-1/2" - 45° EMT, IMC, Rigid Shoe Group (requires 2 bends to make a 90°)
31274	31274	A 4" - One-Shot 90° EMT, IMC, Rigid Shoe Group
27557	27557	A 4" - 45° EMT, IMC, Rigid Shoe Group (requires 2 bends to make a 90°)
1813	28901	A Bending Table for 881 Bender

- One bender to bend EMT, IMC and Rigid Conduit.
- Fast and easy setup on the jobsite.
- True One-Shot 90° bends with CT models for quick accurate bends.
- Steel reinforced follow bars for long life.
- Bend a 90° elbow in 4" Rigid conduit in 95 seconds.
- Optional 1813 Bending Table and accessories for easier operation.

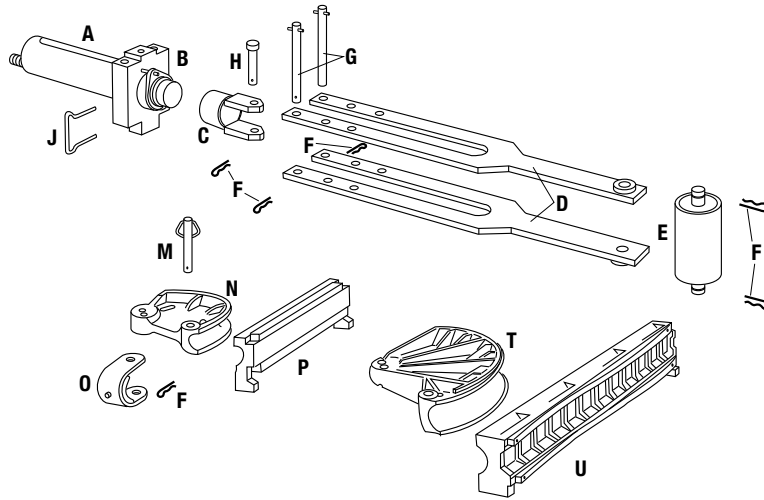
SPECIFICATIONS

Capacity	2-1/2" - 4" EMT, IMC and Rigid
Power Source	980: 120 VAC Electric Powered Hydraulic Pump 980-22PS: 220 VAC 50/60 Cycle Electric Powered Hydraulic Pump
Weight	881CT-E980: 999 lbs. (454 kg) 881-E980: 930 lbs. (422 kg) 881: 856 lbs. (388 kg) 881 BASIC: 358 lbs. (163 kg) 27555: 137 lbs. (62 kg) 27556: 130 lbs. (59 kg) 27557: 134 lbs. (61 kg) 31274: 183 lbs. (83 kg)

CAM TRACK® BENDER CENTERLINE BENDING RADII FOR EMT, IMC AND RIGID CONDUIT

SIZE	881	881 CT, 881 CTD, 881 BASIC		
	CENTERLINE RADIUS	CENTERLINE RADIUS	SHOE GROUP	DEGREE OF BEND
2-1/2"	13-1/2" (342.9 mm)	13-1/2" (342.9 mm)	27554	90
3"	16" (406.4 mm)	16" (406.4 mm)	27555	90
3-1/2"	18-5/8" (473.1 mm)	18-5/8" (473.1 mm)	31281	90
4"	21" (533.4 mm)	20-7/8" (530.2 mm)	31274	90
3-1/2"		18-5/8" (473.1 mm)#	27556	45
4"		21" (533.4 mm)#	27557	45
		# 881 Basic Only		

Cam Track® Benders and Shoe Groups



KEY	CAT. NO.	UPC NO.	DESCRIPTION	BENDERS			SHOE GROUPS								
				881	881BASIC	881CT & 881CTD	27554	27555	31281	27556	31274	27557			
A	27416	27416	40-Ton Hydraulic Ram with 4018GB female quick coupler. The ram includes Keys B, G, and two clips from Key F.	1	1	1									
B	27417	27417	Cylinder Block	1	1	1									
C	30309	30309	Yoke	1	1	1									
D	26309	26309	Connecting Bar Unit	2	2	2									
E	27364	27364	Roller Unit-The roller unit includes two clips from Key F	1	1	1									
F	50302	50302	Hitch Pin Clips	6	6	6									
G	27381	27381	Cylinder Block Pin Unit	2	2	2									
H	26306	26306	Yoke Pin	1	1	1									
J	26349	26349	Spring Clip (secures Yoke Unit to Ram)	1	1	1									
	11289	11289	3/8" x 6' (9.5 x 1829 mm) Hydraulic Hose with two 4033GB male quick couplers	1	1	1									
M	26624	26624	Saddle Pin Unit - includes 1 clip from Key F	1	1	1									
N	26297	26297	2-1/2" Shoe 90°	1		1	1								
P	26366	26366	2-1/2" Follow Bar 90°	1		1	1								
O	26580	26580	2-1/2" Saddle	1		1	1								
N	26300	26300	3" Shoe 90°	1		1		1							
P	35400	35400	3" Follow Bar 90°	1		1		1							
O	26584	26584	3" Saddle	1		1		1	1						
N	26302	26302	3-1/2" Shoe 45°	1						1					
P	26389	26389	3-1/2" Follow Bar 45°	1						1					
O	26588	26588	3-1/2" Saddle	1		1*			1	1					
T	31882	31882	3-1/2" Shoe 90°			1*			1						
U	31881	31881	3-1/2" Follow Bar 90°			1*			1						
N	26305	26305	4" Shoe 45°	1											1
P	31292	31292	4" Follow Bar 45°	1											1
O	26594	26594	4" Saddle	1		1						1	1		
T	31884	31884	4" Shoe 90°			1								1	
U	31883	31883	4" Follow Bar 90°			1								1	
	2460	23363	Steel Storage Box (not shown)	1	1	1									
	695	30239	Caster Set (not shown)	1	1	1									

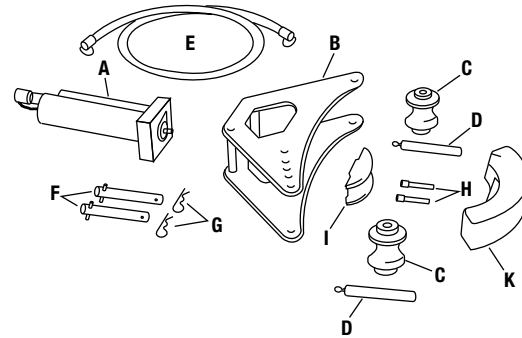
*Not included in 881 CTD.
R = REPLACEMENT PART **A** = ACCESSORY

Bending
USA Tel: 800.435.0786 Fax: 800.451.2632
Canada Tel: 800.435.0786 Fax: 800.524.2853
International Tel: +1.815.397.7070 Fax: +1.815.397.9247

Rigid Conduit Bender for 1/2", 3/4", 1", 1-1/4", 1-1/2" and 2"



- Strong, portable pin-assembled aluminum components.
- Easy-to-use ram travel scale and bending charts.
- Conduit supports index to suit all sizes.



CAT. NO.	UPC NO.	DESCRIPTION
880	16480	1", 1-1/4", 1-1/2" and 2" Rigid Conduit Bender without hydraulic pump
880H755	16464	1", 1-1/4", 1-1/2" and 2" Rigid Conduit Bender with 755 Hand Hydraulic Pump
880E975	34200	1", 1-1/4", 1-1/2" and 2" Rigid Conduit Bender with 975 Electric Hydraulic Pump
1802	21257	A Bending Table (Optional)
21357	21357	A Conduit Support Pin for use with 1802 Bending Table - (2) Required
10917	10917	A 1/2" Shoe (Optional)
10918	10918	A 3/4" Shoe (Optional)

CENTERLINE BENDING RADII FOR 880 & 880 PVC BENDERS

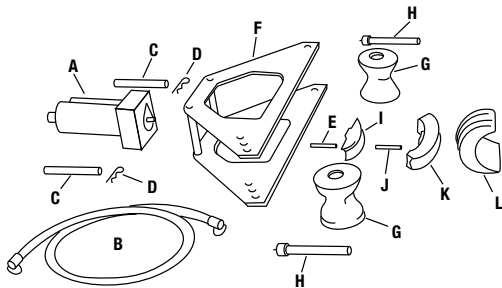

Rigid Shoe Size	1/2"	3/4"	1"	1-1/4"	1-1/2"	2"
Bending Radius-Inches	4"	4-1/2"	5-3/4"	7-1/4"	8-1/4"	9-1/2"
Bending Radius-cm	10.16	11.43	14.60	18.41	20.95	24.13

SPECIFICATIONS

Capacity	880: 1" - 2" Rigid Conduit
Power Source	755: Hydraulic Hand Pump 975: 120 VAC Electric Hydraulic Pump 980: 120 VAC Electric Hydraulic Pump
Weight	880: 113 lbs. (52 kg) 880H755: 135 lbs. (61 kg) 880E975: 172 lbs. (78 kg) 880PVC: 116 lbs. (53 kg)

KEY	CAT. NO.	UPC NO.	DESCRIPTION	880	880PVC
A	747	16249	15-Ton Hydraulic Ram with 4018GB female quick coupler, includes Keys F, G and one H	1	1
B	03396	03396	Frame Unit	1	1
C	03400	03400	Conduit Support	2	
D	13679	13679	Conduit Support Pin	2	2
E	11289	11289	3/8" x 6' (9.5 x 1829 mm) Hydraulic Hose with two 4033GB male quick couplers	1	1
F	15829	15829	Cylinder Head Pin Unit with Spring Clips 2725AA (Key G)	2	2
G	50302	50302	Spring Clips	2	2
H	10826	10826	Ram Pin, Shoe Pin	2	2
I	10939	10939	Shoe Support	1	1
K	10919	10919	1" Shoe - Rigid	1	
K	10920	10920	1-1/4" Shoe - Rigid	1	
K	10921	10921	1-1/2" Shoe - Rigid	1	
K	10922	10922	2" Shoe - Rigid	1	
	14909	14909	Steel Storage Box (not shown)	1	1

Rigid Conduit Bender for 1-1/4" - 2" One-Shot 90°s and 2-1/2" - 4" Segment Bending



- Strong, portable pin-assembled aluminum components.
- Easy-to-use ram travel scale and bending charts.
- Conduit supports index to suit all sizes.

CAT. NO.	UPC NO.	DESCRIPTION
777	16491	1-1/4" through 2" One-Shot and 2-1/2" through 4" Segment, Rigid Conduit Bender without hydraulic pump
777HC755	16470	1-1/4" through 2" One-Shot and 2-1/2" through 4" Segment, Rigid Conduit Bender with 755 Hand Hydraulic Pump
777E975	34198	1-1/4" through 2" One-Shot and 2-1/2" through 4" Segment, Rigid Conduit Bender with 975 Electric Hydraulic Pump
1802	21257	A Bending Table (Optional)
21359	21359	A Conduit Support Pin for use with 1802 Bending Table - (2) Required

KEY	CAT. NO.	UPC NO.	DESCRIPTION	777
A	1736	13251	27-Ton Hydraulic Ram with 4018GB female quick coupler, includes Keys C thru E	1
B	11289	11289	3/8" x 6' (9.5 x 1829 mm) Hose with two 4033GB male quick couplers	1
C	13252	13252	Cylinder Head Pin Unit with Spring Clip 2725AA (Key D)	2
D	50302	50302	Spring Clip	2
E	10826	10826	Ram Pin	1
F	13232	13232	Frame Unit	1
G	13193	13193	Conduit Support	2
H	14496	14496	Conduit Support Pin	2
I	10939	10939	Small Shoe Support 1/2" thru 2"	1
J	10826	10826	Shoe Pin	1
K			90° Aluminum Bending Shoes	
	10920	10920	1-1/4" Shoe	1
	10921	10921	1-1/2" Shoe	1
	10922	10922	2" Shoe	1
L			Aluminum Segment Bending Shoes	
	13208	13208	2-1/2" Shoe	1
	13209	13209	3" Shoe	1
	13210	13210	3-1/2" Shoe	1
	13211	13211	4" Shoe	1
M	13382	13382	Steel Storage Box (not shown)	1


CENTERLINE BENDING RADII FOR 777 BENDERS

Rigid Shoe Size	SEGMENT BEND ONLY						
	1-1/4"	1-1/2"	2"	2-1/2"	3"	3-1/2"	4"
Bending Radius-Inches	7-1/4"	8-1/4"	9-1/2"	11-7/16"	13-3/4"	16"	18-1/4"
Bending Radius-mm	184.1	209.5	241.3	290.5	349.3	406.4	463.6

SPECIFICATIONS

Capacity	1-1/4" - 4" Rigid Conduit
Power Source	755: Hydraulic Hand Pump 975: 120 VAC Electric Hydraulic Pump 980: 120 VAC Electric Hydraulic Pump
Weight	777: 164 lbs. (75 kg) 777HC755: 173 lbs. (79 kg) 777E975: 508 lbs. (231 kg)

Rigid Conduit Benders for One-Shot 90°s in 1-1/4" - 4" (5" with Segment Bending Shoe)



SPECIFICATIONS

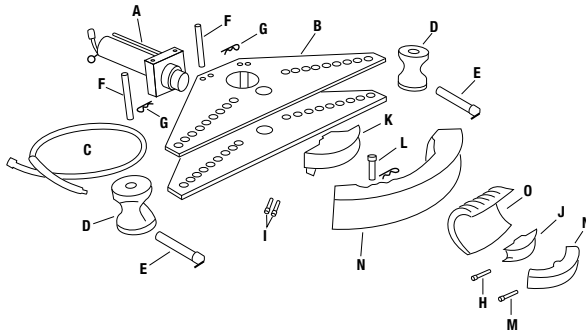
Capacity	884: 1-1/4" - 4" Rigid conduit. 884PVC: 1-1/4" - 4" 40 mil PVC Coated Rigid Conduit 885: 1-1/4" - 5" Rigid Conduit
Power Source	980: 120 VAC Electric Powered Hydraulic Pump 980-22PS: 220 VAC 50/60 Cycle Electric Powered Hydraulic Pump
Weight	884: 421 lbs. (191 kg) 884E980: 494 lbs. (225 kg) 884PVC: 388 lbs. (176 kg) 885: 449 lbs. (204 kg) 885E980: 527 lbs. (239 kg)

- Strong, yet lightweight, portable, pin-assembled aluminum components.
- Easy-to-use ram travel scale and charts for accurate bends.
- Make elbows, offsets and saddles.
- Both 884 and 885 bend One-Shot 90°s in 1-1/4" - 4" Rigid conduit.
- Optional shoes available to bend PVC-coated Rigid conduit.
- Optional 1802 Bending Table available for easier operation.

CAT. NO.	UPC NO.	DESCRIPTION
884	16477	1-1/4" through 4" Rigid Conduit Bender, without hydraulic pump
884E980	34209	1-1/4" through 4" Rigid Conduit Bender, with 980 Electric Hydraulic Pump
884PVC	33614	1-1/4", 1-1/2", 2", 3" and 4" PVC Coated Rigid Conduit Bender without hydraulic pump
885	16751	1-1/4" through 4" One-Shot and 5" Segment Rigid Conduit Bender, without hydraulic pump
885E980	34210	1-1/4" through 4" One-Shot and 5" Segment Rigid Conduit Bender, with 980 Electric Hydraulic Pump
1802	21257	A Bending Table (Optional)

Shoes for 40 mil PVC Coated Rigid Conduit on page 115

Rigid Conduit Benders for One-Shot 90°s in 1-1/4" - 4" (5" with Segment Bending Shoe)



884 & 885 CENTERLINE BENDING RADII

SIZE	RIGID	SIZE	PVC RIGID
1-1/4"	7-1/4" (184.1 mm)	1-1/4"	7-1/4" (184.1 mm)
1-1/2"	8-1/4" (209.5 mm)	1-1/2"	8-1/4" (209.5 mm)
2"	9-1/2" (241.3 mm)	2"	9-1/2" (241.3 mm)
2-1/2"	12-1/2" (317.5 mm)	2-1/2"	11-7/16" (290.5 mm)
3"	15" (381 mm)	3"	13-3/4" (349.3 mm)
3-1/2"	17-1/2" (444.5 mm)	3-1/2"	16" (406.4 mm)
4"	20" (508 mm)	4"	18-1/4" (463.5 mm)
5"	25" (635 mm) (885 only)		

KEY	CAT. NO.	UPC NO.	DESCRIPTION	884	884PVC	885
A	1737	16752	27-Ton Hydraulic Ram with 4018GB female quick coupler, includes Keys F thru I.	1	1	1
B	16754	16754	Frame unit	1	1	1
C	11289	11289	3/8" x 6' (9.5 x 1829 mm) Hydraulic Hose with two 4033GB male quick couplers	1	1	1
D	15671	15671	Conduit Support	2		2
	33454	33454	Conduit Support (not shown)		2	
E	16747	16747	Conduit Support pin	2	2	2
F	16753	16753	Cylinder Head Pin Unit with Spring Clip 2725AA	2	2	2
G	50302	50302	Spring Clip	2	2	2
H	25184	25184	Ram Pin	1	1	1
I	10946	10946	Large Ram Pin	2	2	2
J	10939	10939	Small Shoe Support (1/2" through 2")	1	1	1
K	16741	16741	Large Shoe Support (2-1/2" through 4")	1	1	1
L	10963	10963	Large Shoe Pin	1	1	1
M	10826	10826	Small Shoe Pin	1	1	1
	2050	19811	Steel Storage Box (not shown)	1	1	1
N	10920	10920	1-1/4" Shoe - Rigid	1		1
N	10921	10921	1-1/2" Shoe - Rigid	1		1
N	10922	10922	2" Shoe - Rigid	1		1
N	10923	10923	2-1/2" Shoe - Rigid	1		1
N	10924	10924	3" Shoe - Rigid	1		1
N	10925	10925	3-1/2" Shoe - Rigid	1		1
N	14265	14265	4" Shoe - 20" centerline radius - Rigid	1		1
O	15669	15669	5" Shoe - Rigid			1
N	33459	33459	1-1/4" Shoe - PVC		1	
N	33463	33463	1-1/2" Shoe - PVC		1	
N	33462	33462	2" Shoe - PVC		1	
N	34340	34340	3" Shoe - PVC		1	
N	34344	34344	4" Shoe - PVC		1	
	34329	34329	7/8" Wrench (not shown)			1

R = REPLACEMENT PART **A** = ACCESSORY

International Tel: +1.815.397.7070
Fax: +1.815.397.9247

Canada Tel: 800.435.0786
Fax: 800.524.2853

USA Tel: 800.435.0786
Fax: 800.451.2632

ACCESSORIES

Accessories for Bending 40 Mil PVC-Coated Rigid Conduit for 880 and 884 Benders



- Special size shoes and supports for bending 40 mil PVC-Coated Rigid conduit.
- Two conduit supports to fit your bender are required. Shoes for 1-1/2" or larger have a cam device to force the conduit out of the shoe after bending. This requires a wrench to turn the cam.

BENDERS / PARTS

CAT. NO.	UPC NO.	DESCRIPTION
884PVC	33614	An 884 Bender with shoes, supports and wrench for bending 1-1/4", 1-1/2", 2", 3" and 4" 40 mil PVC Coated Rigid conduit. In a steel storage box. (See 884 Conduit Bender for details)

SHOE UNITS

40 MIL PVC COATED RIGID CONDUIT SIZE	CAT. NO.	UPC NO.	DESCRIPTION
1/2"	33456	33456	Shoe Unit 4" (101.6 mm) Centerline Radius
3/4"	33457	33457	Shoe Unit 4-1/2" (114.3 mm) Centerline Radius
1"	33458	33458	Shoe Unit 5-3/4" (146.1 mm) Centerline Radius
1-1/4"	33459	33459	Shoe Unit 7-1/4" (184.2 mm) Centerline Radius
1-1/2"	33463	33463	Shoe Unit 8-1/4" (209.6 mm) Centerline Radius
2"	33462	33462	Shoe Unit 9-1/2" (241.3 mm) Centerline Radius
2-1/2"	34321	34321	Shoe Unit 11-7/16" (290.5 mm) Centerline Radius
3"	34340	34340	Shoe Unit 13-3/4" (349.3 mm) Centerline Radius
3-1/2"	34342	34342	Shoe Unit 16" (406.4 mm) Centerline Radius
4"	34344	34344	Shoe Unit 18-1/4" (463.6 mm) Centerline Radius
—	33455	33455	880 Conduit Support – 2 Required
—	33454	33454	884 Conduit Support – 2 Required
—	34329	34329	7/8" Wrench. Use with 1-1/2" and larger shoes

Bending Table (only) for 777, 880, 884 and 885 Rigid Conduit Benders



Typical setup with bender (see note)

- Make bending easier, faster and more accurate.
- Insert conduit to be bent in chain vise, tighten. Turn handle to move the chain vise and position conduit for bending.
- Use the Bending Degree Protractor and the movable chain vise to advance conduit while making segment and other multi-shot large sweep bends.
- Includes 1805 Bending Degree Protractor and metal storage box.

CAT. NO. UPC NO. DESCRIPTION

1802	21257	Bending Table - includes pipe support pins for 884 or 885 Benders
21359	21359	A Pipe support Pin for use with 777, 883 and 883-4 Benders, two (2) are required (Optional)
21357	21357	A Pipe Support Pin for use with 880 Bender, two (2) are required (Optional)

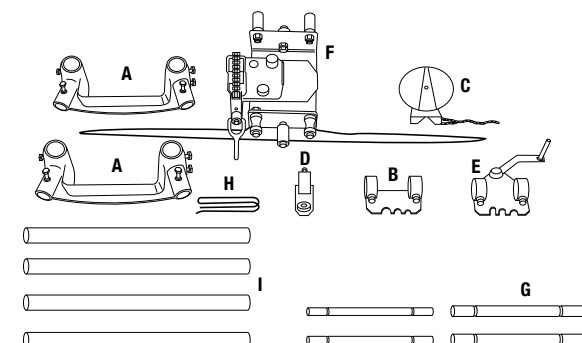
NOTE: To complete setup as shown two 10-foot (3.04 m) lengths of 2" Rigid conduit and Bender are required (purchased separately).

PARTS

KEY	CAT. NO.	UPC NO.	DESCRIPTION	1802/ 21257
A	21541	21541	Leg Support Unit	2
B	21545	21545	Bender Bracket Unit	1
C	1805	21318	Bending Degree Protractor	1
D	21542	21542	Chain Idler Unit	1
E	21543	21543	Crank Bracket Unit	1
F	21544	21544	Pipe Vise Unit	1
G	21360	21360	Pipe Support Pin – 1-1/2" for 884 and 885 Bender	2
H	21413	21413	Chain Extension Kit	1
I	21346	21346	Legs	4
	1531	23274	Steel Storage Box (not shown)	1


SPECIFICATIONS

Capacity	777, 880, 883, 884 and 885 Benders
Weight	180 lbs. (82 kg)



R = REPLACEMENT PART A = ACCESSORY

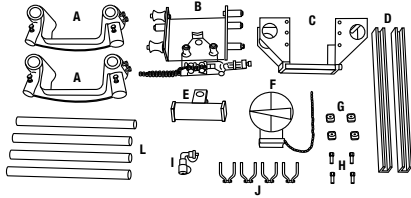
Bending Table (only) for 881 & 881CT Benders



CAT. NO.	UPC NO.	DESCRIPTION
1813	28901	Bending Table for 881 & 881CT Bender

SPECIFICATIONS

Capacity	881 Benders
Weight	186 lbs (85 kg)



- Converts the 881 Bender into a comfortable, bench-high machine . . . reduces operator fatigue . . . makes loading faster, easier.
- Offset and one-shot bends in all three types of conduit are made quickly and easily with consistent accuracy.
- Pipe vise holds conduit securely for accurate bends. Prevents conduit from twisting or turning during bend.
- Includes 1805 Bending Degree Protractor and metal storage box.

PARTS

KEY	CAT. NO.	UPC NO.	DESCRIPTION	1813/ 28901
A	21541	21541	Leg Support Unit	2
B	28900	28900	Carriage Unit w/vise	1
C	28885	28885	Bender Mounting Unit	1
D	29004	29004	Pump Table Support	2
E	29022	29022	Ram Positioner	1
F	1805	21318	Bending Degree Protractor	1
G	53824	53824	Pump Bracket	4
H	51185	51185	Pump Mounting Screw	4
I	29014	29014	90° Coupling Unit	1
J	53014	53014	Steel Conduit Clamp	4
L	21346	21346	Legs	4
	1531	23274	Steel Storage Box (not shown)	1
	51593	51593	Hex Nut	4
	50975	50975	Cap Screw	4
	51674	51674	Washer	4

L97 Mini-Magnet Laser Level

NEW



- Professional grade laser level.
- Mini-torpedo design with handy “no-dog” attachment for bending.
- Three rare-earth magnets provide superior holding strength.
- Compact size with 80-plus yard range.
- Laser is capable of working on all planes.
- Four vial design - 0°, 90°, 45°, and 30°.
- V-groove on top of level for easy view of vials.
- Offsets and calculations permanently laser-engraved onto level.


CAT. NO.	UPC NO.	DESCRIPTION
L97	03582	Laser, Level

SPECIFICATIONS

Length	5-1/16" (143 mm)	Weight	7.3 oz with batteries
Width	3/4" (19 mm)	Height	1-13/16" (46 mm)

L107 Electrician's Torpedo Level

NEW



- Professional grade level.
- Four open vial ports for easy viewing from all sides.
- Perfect for pipe and conduit work.
- Four rare-earth magnets allow for hands-free use on metal surfaces.
- Four vial design - 0°, 30°, 45°, and 90°.
- Machined from aluminum alloy and anodized to aircraft standards.
- V-groove on top of level for easy view of vials.
- Offsets and calculations permanently laser-engraved onto level.

CAT. NO.	UPC NO.	DESCRIPTION
L107	03583	Level, Torpedo

SPECIFICATIONS

Length	8-1/2" (215.9 mm)	Weight	5.5 oz
Width	3/4" (19 mm)	Height	1-1/4" (31.8 mm)

L77 Mini Magnetic Bubble Level



- Professional grade level with bending offset aid.
- Mini torpedo design with handy “no-dog” attachment for bending.
- Three rare-earth magnets provide superior holding strength.
- Four vial design - 0°, 90°, 45°, and 30°.
- Machined from aluminum alloy and anodized to aircraft standards.
- Compact size fits easily in tool pouch.
- V-groove on top of level for easy view of vials.

CAT. NO.	UPC NO.	DESCRIPTION
L77	11617	Mini Magnetic Bubble Level

SPECIFICATIONS	
Length	5-1/2" (140 mm)
Width	3/4" (19 mm)
Height	1-1/2" (38 mm)

Bending Degree Protractor for use with 1802 and 1813 Bending Tables



- Use to make concentric offset or large-radius bends.
- Bender must be mounted on a bending table . . . and pipe bent in a vertical position.
- Quick-adjusting, chain-type clamp for easy mounting to all conduit and pipe sizes.
- Face of protractor rotates to compensate for any surface that is not level.

CAT. NO.	UPC NO.	DESCRIPTION
1805	21318	Bending Degree Protractor

SPECIFICATIONS	
Capacity	Protractor face is graduated in quadrants of 18, 20, 21 and 30 shots
Weight	2 lbs. (.91 kg)

Protractor with Magnetic Base



CAT. NO.	UPC NO.	DESCRIPTION
1895	35905	Angle Protractor with Magnetic Base


SPECIFICATIONS	
Weight	0.4 lbs. (0.2 kg)

USA Tel: 800.435.0786
Fax: 800.451.2632

Canada Tel: 800.435.0786
Fax: 800.524.2853

International Tel: +1.815.397.7070
Fax: +1.815.397.9247

Bending Degree Indicator



Shown with 884 Rigid Conduit Bender.

- Accurate way to measure degree of bend on 1/2" through 4" conduit.
- Can be used with all horizontal-type benders.
- Large, easy-to-read 0° to 90° scale.
- Quick-adjusting clamps for easy mounting on 1/2" through 4" conduit.

CAT. NO.	UPC NO.	DESCRIPTION
1807	12743	Bending Degree Indicator

SPECIFICATIONS	
Capacity	1/2" - 4" Conduit
Weight	15 lbs. (6.8 kg)

Bending Handbook and Slide Rule Bending Calculators



- Bending information on stub-ups, offsets, saddles and concentric bends.
- Pocket size 3-1/2" x 6-3/4".
- Bending charts for Greenlee Benders.
- Easy to use for fast, accurate bending calculations.

CAT. NO.	UPC NO.	DESCRIPTION
38405	38405	Bending Book, English
38409	38409	Bending Book, French
38406	38406	Slide Rule Calculator for 777, 880, 883, 884 and 885 Benders
38407	38407	Slide Rule Calculator for segment bends
38408	38408	Slide Rule Calculator for 881 and 882 Benders

Conduit Size Chart

SIZE	EMT ELECTRICAL METALLIC TUBING						IMC INTERMEDIATE CONDUIT						RIGID CONDUIT STEEL OR ALUMINUM					
	OUTSIDE DIA.		INSIDE DIA.		WALL THICKNESS		OUTSIDE DIA.		INSIDE DIA.		WALL THICKNESS		OUTSIDE DIA.		INSIDE DIA.		WALL THICKNESS	
	INCHES	mm	INCHES	mm	INCHES	mm	INCHES	mm	INCHES	mm	INCHES	mm	INCHES	mm	INCHES	mm	INCHES	mm
1/2"	.706	17.9	.622	15.8	.042	1.1	.815	20.7	.675	17.1	.070	1.8	.840	21.3	.622	15.8	.109	2.8
3/4"	.922	23.4	.824	20.9	.049	1.3	1.029	26.1	.879	22.3	.075	1.9	1.050	26.7	.824	20.9	.113	2.9
1"	1.163	29.5	1.049	26.6	.057	1.5	1.290	32.8	1.120	28.4	.085	2.2	1.315	33.4	1.049	26.6	.133	3.4
1-1/4"	1.510	38.4	1.380	35.1	.065	1.7	1.638	41.6	1.468	37.3	.085	2.2	1.660	42.2	1.380	35.0	.140	3.6
1-1/2"	1.740	44.2	1.610	40.9	.065	1.7	1.883	47.8	1.703	43.3	.090	2.3	1.900	48.3	1.610	40.9	.145	3.7
2"	2.197	55.8	2.067	52.5	.065	1.7	2.360	59.9	2.170	55.1	.095	2.4	2.375	60.3	2.067	52.5	.154	3.9
2-1/2"	2.875	73.0	2.731	69.4	.072	1.8	2.857	72.6	2.597	66.0	.130	3.3	2.875	73.0	2.469	62.7	.203	5.2
3"	3.500	88.9	3.356	85.2	.072	1.9	3.476	88.3	3.216	81.7	.130	3.3	3.500	88.9	3.068	77.9	.216	5.5
3-1/2"	4.000	101.6	3.834	97.4	.083	2.1	3.971	100.9	3.711	94.3	.130	3.3	4.000	101.6	3.548	90.1	.226	5.7
4"	4.500	114.3	4.334	110.1	.083	2.1	4.466	113.4	4.206	106.8	.130	3.3	4.500	114.3	4.026	102.3	.237	6.0
5"	—	—	—	—	—	—	—	—	—	—	—	—	5.563	141.3	5.047	128.2	.258	6.5
6"	—	—	—	—	—	—	—	—	—	—	—	—	6.625	168.3	6.065	154.0	.280	7.1


PVC

PVC Heater Selection Guide

849 PVC Heater



847/ 848
PVC Heater with optional Roller Support
and PVC Plug



851 PVC Heater



PVC HEATING

CAT. NO. – DESCRIPTION	PAGE NO.	1/2"	3/4"	1"	1-1/4"	1-1/2"	2"	2-1/2"	3"	3-1/2"	4"	5"	6"
860-1-1/2 PVC Heating Blanket	119	✓	✓	✓	✓	✓							
860-3 PVC Heating Blanket	119						✓	✓	✓				
860-4 PVC Heating Blanket	119									✓	✓		
849 PVC Heater	120	✓	✓	✓	✓	✓	✓						
851 PVC Heater	120	✓	✓	✓	✓	✓	✓	✓	✓	✓	✓		
847 / 848 PVC Heater	120	✓	✓	✓	✓	✓	✓	✓	✓	✓	✓	✓	✓

PVC Heating Blankets for up to 4", All Schedules



- Make bends, offsets or saddles in PVC fast and easy.
- Easy to use: wrap blanket around PVC, secure with hook and loop strap. Built-in stiffeners help keep the blanket tight to the PVC surface. Remove blanket and form bend by hand.
- Controlled, even heating for uniform bending.
- Heavy-duty cord and thermostat for long life.
- Temperature over 300° F (149° C).

CAT. NO.	UPC NO.	DESCRIPTION
860-1-1/2	31486	PVC Heating Blanket for up to 1-1/2"
860-3	31487	PVC Heating Blanket for 2"-3"
860-4	31488	PVC Heating Blanket for 3-1/2" and 4"

SPECIFICATIONS

	860-1-1/2	860-3	860-4
Capacity	Up to 1-1/2" PVC All Schedules	2" - 3" PVC All Schedules	3-1/2" - 4" PVC All Schedules
Power Source	120 VAC	120 VAC	120 VAC
Size	13" x 8-1/4" (330.2 x 209.6 mm)	30" x 13-1/4" (762.0 x 336.6 mm)	38" x 16-1/4" (965.2 x 412.8 mm)
Weight	1.7 lbs. (.8 kg)	3.3 lbs. (1.5 kg)	4.9 lbs. (2.2 kg)
Wattage	200	800	1300

Electric PVC Heater for 1/2" - 2", All Schedules



120 VAC
20 AMP

- Easy to use: preheat for 10 minutes, insert PVC, rotate until pliable, remove and form bend.
- Sturdy double wall metal with fiberglass insulation and reflective interior for fast, even heat.
- Full length door for easy PVC loading and removal.
- Other features include on/off switch, pilot light and carrying handle.
- Heats 24" Long section of pipe.

CAT. NO.	UPC NO.	DESCRIPTION
849	27395	Electric PVC Heater for 1/2" - 2"
27811	27811	Calrod Heating Element

SPECIFICATIONS

Capacity	1/2" - 2" PVC All Schedules
Power Source	120 VAC 20 Amp or 3000 Watt Generator
Weight	15 lbs. (6.8 kg)

Electric PVC Heater for 1/2" - 4", All Schedules



120 VAC
20 AMP

- Easy to use: preheat for 10 minutes, open lid and position PVC, close lid, rotate until pliable, open lid, remove PVC and form bend.
- Heavy-duty, insulated metal walls and cover with reflective interior for efficient, even heat.
- Full-length door for easy loading and unloading.
- On/off switch with indicator light.
- Sturdy wheels for easy mobility.
- Use two units in tandem to heat large sweep bends.
- Heats 50" Long section of pipe.


CAT. NO.	UPC NO.	DESCRIPTION
851	35577	Electric PVC Heater for 1/2" - 4"
35592	35592	Calrod Heating Element

SPECIFICATIONS

Capacity	1/2" - 4" PVC All Schedules
Power Source	120 VAC 20 Amp or 3600 Watt Generator
Length	52" (1321 mm)
Weight	53 lbs. (24 kg)
Wattage	2300

See below for 2" - 4" PVC plugs or 859-4 Plug Set.

Electric PVC Heater for 1/2" - 6", All Schedules



230 VAC
30 AMP

- Easy to use: preheat for 10 minutes, open lid and position PVC, close lid, rotate until pliable, open lid, remove PVC and form bend. 848 model has motorized rotation.
- Heavy-duty metal construction with reflective interior for fast, efficient heating.
- Has heating chart, timer, and on/off switch with indicator light for added convenience.
- Double doors with piano hinges allow heating shorter lengths with one door open.
- Sturdy wheels for easy mobility.
- Heats 65" Long section of pipe.

SPECIFICATIONS

Capacity	1/2" - 6" PVC All Schedules
Power Source	230 VAC 30 AMP or 7000 Watt Generator
Length	71" (1803 mm)
Weight	847 - 78 lbs. (36 kg) 848 - 80 lbs. (37 kg)
Wattage	6600

CAT. NO.	UPC NO.	DESCRIPTION
847	30866	Electric PVC Heater for 1/2"-6" All Schedules
848	30867	Electric PVC Heater with Motorized PVC Rotation for 1/2"-6" All Schedules
31092	31092	Motorized PVC rotation kit for 847
857	31093	PVC Roller Support (Optional)
30908	30908	Calrod Heating Element

PVC ACCESSORIES

PVC Plugs and Plug Set



- Use with PVC Heating Blankets or Electric Heaters to plug the ends of the PVC being heated. The trapped air will help keep the PVC from collapsing while forming the bend.
- Use on Schedule 40 and 80 PVC.
- Available in 2" - 4" set or individual sizes 2" - 6". Order two, one for each end of the PVC.

SPECIFICATIONS

Capacity	2" - 6" PVC Schedules 40 and 80
Weight	859-4 - 8 lbs. (3.6 kg) 30976 - .3 lbs. (0.2kg) 30977 - .4 lbs. (0.2 kg) 30978 - .4 lbs. (0.2 kg) 30979 - .6 lbs. (3.6 kg) 30980 - 1lbs. (0.5 kg) 30981 - 1.3 lbs. (0.6 kg)

CAT. NO.	UPC NO.	DESCRIPTION
859-4	35740	PVC Plug Set for 2" - 4". Includes 2 each of 2", 2-1/2", 3" and 4" plugs and carrying case. Case has a place for optional 5" and 6" sizes.
30976	30976	R 2" PVC Plug
30977	30977	R 2-1/2" PVC Plug
30978	30978	R 3" and 3-1/2" PVC Plug
30979	30979	R 4" PVC Plug
30980	30980	R 5" PVC Plug
30981	30981	R 6" PVC Plug
31228	31228	R Plastic Carrying Case

PVC Cutter for up to 1"



- Cuts a wide range of PVC conduit, plastic pipe and rubber hose.
- Lightweight, easy to put in tool pouch.
- Tough nylon handles.
- Replaceable stainless steel blade.

CAT. NO.	UPC NO.	DESCRIPTION
861	09861	PVC Cutter for up to 1"
07995	07995	R Blade

SPECIFICATIONS

Capacity	Up through 1" PVC
Weight	0.24 lbs. (0.1 kg)

PVC Cutter for up to 1-1/4"



- Ratchet action for fast, easy cutting.
- Heat-treated, replaceable steel blade for long cutting life.
- Rugged metal alloy frame for durability.

CAT. NO.	UPC NO.	DESCRIPTION
864	04253	PVC Cutter for up to 1-1/4"
00355	00355	R Blade Kit

SPECIFICATIONS

Capacity	Up thru 1-1/4" PVC
Weight	0.8 lbs. (0.4 kg)

PVC Cutter for up to 2"



- High-leverage compound ratchet action and long handles reduce effort.
- Heavy-duty metal frame for cutting large diameters.
- Sharpenable and replaceable tool steel blade.

CAT. NO.	UPC NO.	DESCRIPTION
865	09865	PVC Cutter for up to 2"
07978	07978	R Blade

SPECIFICATIONS

Capacity	Up thru 2" PVC
Weight	2.5 lbs. (1.1 kg)

R = REPLACEMENT PART **A** = ACCESSORY

Fishing & Cable Pulling

You can count on Greenlee to continue developing breakthrough products designed to make your job easier. No matter where or how far you need to fish and pull cable on the job site, Greenlee has the fishing, pulling and material handling tools to get the job done when it comes to commercial, industrial and utility applications.

Fishing & Cable Pulling


FEATURE PRODUCTS

130



NEW
FP3
3' Fish Pole

131



NEW
CR25 Cable Roller
Guide

145



NEW
Ultra Tugger® 2
Cable Puller

153



NEW
Light Base Sheave



FISHING

Kwik Silver® Steel Fish Tapes - 1/8" Wide



- Kwik Silver® plated fish tape wire is corrosion resistant.
- Same strength as conventional steel tape.
- Smooth plating makes it easier to fish with, saving you time on the job.
- High-impact nylon, one-piece handle for maximum durability, long life, and easy, comfortable use.
- Large handle grip for greater user control.
- Self-tensioning case for easy tape winding.
- Wide, impact-resistant rewinder case with viewports to ensure tape fit and retaining strap on inside to hold tape secure.

CAT. NO.	UPC NO.	DESCRIPTION
438-5	29045	65' × 1/8" × 0.060" (19.8 m × 3.2 mm × 1.5 mm) Steel Fish Tape in 8 1/2" Winder Case
438-5BP	00170	65' × 1/8" × 0.060" (19.8 m × 3.2 mm × 1.5 mm) Steel Fish Tape in 8 1/2" Winder Case, 5-pack
438-10	28256	125' × 1/8" × 0.060" (33 m × 3.2 mm × 1.5 mm) Steel Fish Tape in 12" Winder Case
438-10BP	00171	125' × 1/8" × 0.060" (33 m × 3.2 mm × 1.5 mm) Steel Fish Tape in 12" Winder Case, 5-pack
438-20	29046	240' × 1/8" × 0.060" (73 m × 3.2 mm × 1.5 mm) Steel Fish Tape in 12" Winder Case
438-20BP	00172	240' × 1/8" × 0.060" (73 m × 3.2 mm × 1.5 mm) Steel Fish Tape in 12" Winder Case, 5-pack
R438-5	29047	50' × 1/8" × 0.060" (15.2 m × 3.2 mm × 1.5 mm) Steel Fish Tape without Winder Case
R438-10	28257	100' × 1/8" × 0.060" (30.5 m × 3.2 mm × 1.5 mm) Steel Fish Tape without Winder Case
R438-20	29048	200' × 1/8" × 0.060" (61 m × 3.2 mm × 1.5 mm) Steel Fish Tape without Winder Case
R438B	29367	A Swivel Ball Head for use on 1/8" steel fish tapes
R438-BM	05853	A Ball Tip Male Half
439-1	30859	A 12" (305 mm) Flexible Fish Tape Leader
11081	11081	R 8 1/2" Case / Handle Kit
11082	11082	R 12" Case / Handle Kit

SPECIFICATIONS

Capacity	1/8" (3.2 mm) tape width- 400 lbs. (1.7 kN) maximum design strength	
Weight	438-5 - 2.75 lbs. (1.2 kg)	R438-5 - 2 lbs. (0.9 kg)
	438-10 - 5 lbs. (2.3 kg)	R438-10 - 3lbs. (1.4 kg)
	438-20 - 7lbs. (3.2 kg)	R438-20 - 6 lbs. (2.7 kg)



Steel Fish Tapes



- High-impact nylon, one-piece handle for maximum durability, long life, and easy, comfortable use.
- Large handle grip for greater user control.
- Self-tensioning case for easy tape winding.
- Wide, impact-resistant rewinder case with viewports to ensure tape fit and retaining strap on inside to hold tape secure.
- Dirt-free tape finish keeps hands cleaner during use.

SPECIFICATIONS

Capacity 1/4" (6.4 mm) tape width – 400 lbs. (1.7 kN) maximum design strength.
438-5H - 1/8" (3.2 mm) tape width- 400lbs. (1.7 kN) maximum design strength.

Weight

- 438-5H – 2.75 lbs. (1.3 kg)
- R538-10 – 6 lbs. (2.7 kg)
- R538-20 – 11 lbs. (5 kg)
- 538-10 – 8 lbs. (3.6 kg)

CAT. NO.	UPC NO.	DESCRIPTION
438-5H	07500	50' × 1/8" × 0.045" (15.2 m × 3.2 mm × 1.1 mm) Steel Fish Tape in Winder Case
538-10	30394	100' × 1/4" × 0.060" (30.5 m × 6.4 mm × 1.5 mm) Steel Fish Tape in 12" Winder Case
R538-10	30395	100' × 1/4" × 0.060" (30.5 m × 6.4 mm × 1.5 mm) Steel Fish Tape without Winder Case
R538-20	30396	200' × 1/4" × 0.060" (61 m × 6.4 mm × 1.5 mm) Steel Fish Tape without Winder Case
R438B	29367	Swivel Ball Head for use on 1/8" steel fish tapes
R438-BM	05853	Ball Tip Male Half
439-1	30859	12" (305 mm) Flexible Fish Tape Leader
39790	39790	One-Piece Handle
39791	39791	12" (305 mm) diameter Replacement Case
11082	11082	12" Case / Handle Kit

Silver Streak® Stainless Steel Fish Tapes - 1/8" Wide



- SILVER STREAK® comes with either 100' (30.5 m) or 200' (61 m) of stainless steel fish tape. It's rust and corrosion-resistant, so it lasts longer and rewinds easier than ordinary tape. It won't leave a nasty residue, either.
- Equipped with SPEED FLEX™ leader silver-soldered onto the fish tape. Streamlined fish tape/leader connection and lightweight, flexible leader design combine to enable user to fish farther, faster.
- High-impact nylon, one-piece handle for maximum durability, long life, and easy, comfortable use.
- Large handle grip for greater user control.
- Self-tensioning case for easy tape winding. (No tension trigger)

SPECIFICATIONS

Capacity 1/8" (3.2 mm) tape width-400 lbs. (1.7 kN) maximum design strength

Weight 438-10SS - 5 lbs. (2.3 kg);
438-20SS - 7 lbs. (3.2 kg)

CAT. NO.	UPC NO.	DESCRIPTION
438-10SS	06408	100' × 1/8" × 0.060" (30.5 m × 3.2 mm × 1.5 mm) Stainless Steel Fish Tape in 12" Winder Case
438-20SS	06410	200' × 1/8" × 0.060" (61 m × 3.2 mm × 1.5 mm) Stainless Steel Fish Tape in 12" Winder Case
R438-10SS	06786	100' × 1/8" × 0.060" (30.5 m × 3.2 mm × 1.5 mm) Stainless Steel Fish Tape without Winder Case
R438-20SS	06787	200' × 1/8" × 0.060" (61 m × 3.2 mm × 1.5 mm) Stainless Steel Fish Tape without Winder Case
439-2	14392	12" (305 mm) SPEED FLEX Leader (solder joints)
11082	11082	12" Case / Handle Kit

* No leader on replacement tape

Flat-Steel Fish Tape- 1/4" Wide



- Flat steel tape reaches easily above ceilings, under carpets, and through walls to install wire.
- 25' (7.6 m) long, extending your reach.
- Winder case with crank handle for easy, compact storage.

CAT. NO.	UPC NO.	DESCRIPTION
438-2X	01696	25' x 1/4" x 0.030" (7.6 m x 6.4 mm x 0.8 mm) Steel Fish Tape

SPECIFICATIONS

Weight 1.25 lb (0.6 kg)

R = REPLACEMENT PART **A** = ACCESSORY

USA Tel: 800.435.0786
Fax: 800.451.2632

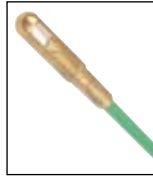
Canada Tel: 800.435.0786
Fax: 800.524.2853

International Tel: +1.815.397.7070
Fax: +1.815.397.9247


Fiberglass Fish Tapes



540-50,
540-100
(12" Case)



542-100



- 12" (305 mm) case has high-impact nylon, one-piece handle for maximum durability, long life, and easy, comfortable use.
- Non-conductive fiberglass tape with low friction coating.
- Has unique non-coiling properties that enable it to fish in large and small conduit equally well, even with wire or cable in place.
- Exclusive, unique, lightweight reel for easy positive feed out and rewind.
- Excellent for installation of telecommunications and data communication cables in overhead plenums, above suspended ceilings and under floors.
- Fiberglass fish tape is the fastest manual fish tape available. It is intended for fishing only. Rope or line is recommended for pulling.

CAT. NO.	UPC NO.	DESCRIPTION
540-50	35742	50' x 0.175" (15.2 m x 4.4 mm) Fiberglass Fish Tape in 12" Winder Case
540-100	35743	100' x 0.175" (30.5 m x 4.4 mm) Fiberglass Fish Tape in 12" Winder Case
542-150	35745	150' x 3/16" (45.7 m x 4.8 mm) Fiberglass Fish Tape in Reel Stand
542-200	35746	200' x 3/16" (61 m x 4.8 mm) Fiberglass Fish Tapes in Reel Stand
542-250	35747	250' x 3/16" (76.2 m x 4.8 mm) Fiberglass Fish Tape in Reel Stand
R540-100	35744	100' x .175" (30.5 m x 4.4 mm) Fiberglass Fish Tape without Case
05156	05156	150" x 3/16" (45.7 m x 4.8 mm) Fiberglass Fish Tape without Case
05157	05157	200" x 3/16" (61 m x 4.8 mm) Fiberglass Fish Tape without Case
05158	05158	250" x 3/16" (76.2 m x 4.8 mm) Fiberglass Fish Tape without Case
10565	10565	R .175" (4.4 mm) pulling eye repair kit, includes (1) pulling eye and adhesive
35750	35750	A Accessory Kit for 3/16" (4.78 mm) fish tapes. Includes flexible pulling leader, flexible pushing leader, pulling eye, splice ferrule and threaded ferrule
35908	35908	R 1/8" (3 mm) Repair Kit - includes threaded end ferrule, splice ferrule and pulling eye
35909	35909	R 3/16" (4.7 mm) Repair Kit
35919	35919	R 1/8" (3 mm) Pulling Eye
35930	35930	R 3/16" (4.7 mm) Pulling Eye
11082	11082	R 12" Case / Handle Kit

SPECIFICATIONS

Capacity	540 Series- 0.175" (4.4 mm) dia. - 300 lbs. (1.3 kN) maximum design strength 542 Series-3/16" (4.7 mm) dia. - 400 lbs. (1.7 kN) maximum design strength
Weight	540-50 - 1.8 lbs. (0.8 kg) 540-100- 2.1 lbs. (1 kg) R540-100 -1.2 lbs. (0.6 kg) 542-150 -15 lbs. (6.8 kg) 542-200- 16 lbs. (7.2 kg) 542-250- 17 lbs. (7.7 kg)

Nylon Fish Tapes

436-5
(12" Case)



- Co-extruded curl-resistant nylon fish tape fishes equally well in large and small conduit.
- High-impact nylon, one-piece handle for maximum durability, long life, and easy, comfortable use.
- Heavy-duty winder case.
- Nylon fish tape is intended for fishing only. Rope or line is recommended for pulling.

CAT. NO.	UPC NO.	DESCRIPTION
436-5	27396	50' × 3/16" (15.2 m × 4.8 mm) diameter Nylon Fish Tape in 12" Winder Case
436-10	27397	100' × 3/16" (30.5 m × 4.8 mm) diameter Nylon Fish Tape in 12" Winder Case
R436-5	36850	50' × 3/16" (15.2 m × 4.8 mm) diameter Nylon Fish Tape without Winder Case
R436-10	36849	100' × 3/16" (30.5 m × 4.8 mm) diameter Nylon Fish Tape without Winder Case
01664	01664	R Tip (Requires Greenlee K05 or K09 series crimper or #6 hex crimp to install.)
11082	11082	R 12" Case / Handle Kit

SPECIFICATIONS

Capacity	3/16" (4.8 mm) diameter – 250 lbs. (1.1 kN) maximum design strength	
Weight	436-5 – 2 lbs. (0.9 kg)	R436-5 – 1 lb. (0.5 kg)
	436-10 – 3 lbs. (1.4 kg)	R436-10 – 2 lbs. (0.9 kg)

Flex-O-Twist® Flexible Steel Fish Tapes

539-50,
539-100
(12" Case)



- Made of wound, multi-strand 3/16" (4.8 mm) diameter steel cable for strength and flexibility.
- Flexible... slips through lateral and vertical bends in the same run.
- High-impact, one-piece nylon handle for maximum durability, long life, and easy, comfortable use.
- Heavy-duty winder case.

CAT. NO.	UPC NO.	DESCRIPTION
539-50	30162	50' × 3/16" (15.2 m × 4.8 mm) diameter Flexible Steel Fish Tape in 12" Winder Case
539-100	34002	100' × 3/16" (30.5 m × 4.8 mm) diameter Flexible Steel Fish Tape in 12" Winder Case
439-100	29518	100' × 3/16" (30.5 m × 4.8 mm) diameter Flexible Steel Fish Tape without Winder Case
11082	11082	R 12" Case / Handle Kit

SPECIFICATIONS

Capacity	3/16" (4.8 mm) tape width – 500 lbs. (2.2 kN) maximum design strength.	
Weight	539-50 – 6 lbs. (2.7 kg)	439-100 – 9 lbs. (4.1 kg)
	539-100 – 10 lbs. (4.5 kg)	34024 – 6 lbs. (2.7 kg)

SpeedFlex® Flexible Fish Tape Leader




- Silver-solder joint attaches to any 1/8" (3.2 mm) x .060" (1.5 mm) steel fish tape to provide a slim profile that fishes farther, faster.
- High-strength stainless steel cable is used for reliability and long life.
- Beveled edges on the leader reduce the possibility of hangups when pulling wire.
- Up to (6) #10 wires can be attached to the large pulling eye.

CAT. NO.	UPC NO.	DESCRIPTION
439-2	14392	12" (305 mm) SPEED FLEX Leader (solder joint)

SPECIFICATIONS	
Weight	1.3 lbs. (0.6 kg)

Flex-O-Twist® Flexible Fish Tape Leader



- Helps guide 1/8" steel tapes through sharp bends.
- Thread on the end of the fish tape in place of the swivel ball head.

CAT. NO.	UPC NO.	DESCRIPTION
439-1	30859	12" (305 mm) Flexible Fish Tape Leader

SPECIFICATIONS	
Weight	1.3 lbs. (0.6 kg)

Fish Stix®



- Highly visible green color rods can be easily threaded together and seen when working above ceilings, down walls, or under raised floors.
- 1/4" (6.4 mm) diameter fiberglass adds rigidity when connecting multiple sections.
- 200 lbs. (0.9 kN) maximum pulling strength.
- Two different threaded tips accommodate various bundles of wire or cable.
- 540-24 includes one 3' (0.9 m) Glo Stix™ section for improved tip visibility.
- Optional Whisk Nose Tip is available for fishing over obstacles, and can be used to guide extended Glo Stix sideways above ceilings by rotating. Can also be used to fish longer lengths by providing a tip that can be snagged from the opposite direction with another extended Fish or Glo Stix with a hook nose tip.

CAT. NO.	UPC NO.	DESCRIPTION
540-12	10504	Fish Stix 12' (3.6 m) kit with bullet nose and "J" hook threaded tips, packaged in clear plastic tube
540-24	10506	Fish Stix 24' (7.3 m) kit with bullet nose and "J" hook threaded tips, packaged in clear plastic tube
11426	11426	A Whisk Nose Tip
10497	10497	R Hook Nose Tip
10498	10498	R Bullet Nose Tip
11583	11583	R 4' Fish Stix Section
11584	11584	R 6' Fish Stix Section
11585	11585	R 3' Glo Stix section

SPECIFICATIONS		
	540-12	540-24
Length	12' (3.6 m) - (3) 4' (1.2 m) Fish Stix sections	24' (7.3 m) - (3) 6' (1.8 m) Fish Stix sections, (1) 3' (0.9 m) Fish Stix section, and (1) 3' Glo Stix section
Weight	1.04 lbs. (0.5 kg)	1.94 lbs. (0.9 kg)
Material	1/4" (6.4 mm) dia. fiberglass rod	1/4" (6.4 mm) dia. fiberglass rod
Minimum Bend Radius	6 1/2" (165 mm)	6 1/2" (165 mm)

540-12 & 540-24

Glo Stix®



- Luminescent fiberglass rods glow in the dark to make fishing voice, data and video wires easier in dark spaces, such as above ceilings, in walls, and below sub-floors.
- More flexible for fishing in walls through outlet box holes.
- Sturdy, steel-threaded connectors are interchangeable with Greenlee 1/4" (6.4 mm) Fish Stix.
- Clear, non-metallic storage tube keeps Glo Stix charged and ready to use.
- 200 lbs. (0.9 kN) maximum pulling strength.
- Optional Whisk Nose Tip is available for fishing over obstacles, and can be used to guide extended Glo Stix sideways above ceilings by rotating. Can also be used to fish longer lengths by providing a tip that can be snagged from the opposite direction with another extended Fish or Glo Stix with a hook nose tip.


NEW

NEW

CAT. NO.	UPC NO.	DESCRIPTION
540-15	11422	3/16" Glo Stix 15' (4.7 mm x 4.6 m) Kit with bullet nose and "J" hook threaded tips, packaged in clear plastic tube
540-6	86795	5/32" Glo Stix 6' (4.0 mm x 1.8 m) Kit with fixed bullet nose on both ends
540-18	86796	5/32" Glo Stix 18' (4.0 mm x 5.5 m) Kit with bullet nose, packaged in clear plastic tube
11426	11426	A Whisk Nose Tip
10497	10497	A Hook Nose Tip
10498	10498	R Bullet Nose Tip
11427	11427	R Glo Stix Section 3/16" x 5' (4.7 mm x 1.5 m)
11585	11585	R Glo Stix Section 3/16" x 3' (4.7 mm x 1.1 m)
89803	89803	R Glo Stix Section 5/32" x 6' (4.0 mm x 1.8 m)

SPECIFICATIONS

	540-15	540-6	540-18
Length	15' (4.6 m) – (3) 5' (1.5 m) sections	6' (1.8 m)	18' (5.5 m) – (3) 6' (1.8 m) sections
Diameter	3/16" (4.7 mm)	5/32" (4.0 mm)	5/32" (4.0 mm)
Material	Luminescent fiberglass rod	Luminescent fiberglass rod	Luminescent fiberglass rod
Minimum Bend Radius	4 1/4" (103 mm)	3 1/2" (88.90 mm)	3 1/2" (88.90 mm)



Fishing & Cable Pulling

USA Tel: 800.435.0786
Fax: 800.451.2632

Canada Tel: 800.435.0786
Fax: 800.524.2853

International Tel: +1.815.397.7070
Fax: +1.815.397.9247

R = REPLACEMENT PART **A** = ACCESSORY

3' Fish Pole

NEW



- Extends your reach above ceilings and walls.
- Stainless-steel construction for long life.
- Hook can be used to install cables and wires up to 3/4" (19 mm) diameter.
- Clip included for easy storage in shirt pocket.
- Self-contained, no loose parts.

SPECIFICATIONS

Extended length:	38" (965 mm)
Collapsed length:	6-3/8" (162 mm)
Diameter:	3/8" (9.5 mm)
Weight:	1.6 oz (46 g)

CAT. NO.	UPC NO.	DESCRIPTION
FP3	23902	3' Fish Pole

Fish Poles



Designed specifically for pushing and pulling wires over long distances.

- Push or pull wires over suspended ceilings, under sub-floors or crawl spaces and in attics.
- Non-conductive, high-impact construction.
- Velcro strap secures pole when in collapsed position.
- Self-contained, no loose parts.
- Lightweight design to minimize fatigue.
- FP12 - Fish Pole 12' collapses to 26" x 1 1/4" and uses friction-locking system.
- FP18 - Fish Pole 18' collapses to 27" x 2" and uses friction-locking system.
- FP24 - Fish Pole 24' collapses to 50" x 2 1/4" and uses snap-lock buttons to maintain extended reach capabilities.
- Install suspension wires for drop ceilings.
- U.S. Patents #6,729,358 & #6,908,250

CAT. NO. UPC NO. DESCRIPTION

NEW


FP12	02268	Fish Pole 12 ft.
FP18	10442	Fish Pole 18 ft.
FP24	10443	Fish Pole 24 ft.
10453	10453	Replacement Hook

SPECIFICATIONS

	FP12 FISH POLE	FP18 FISH POLE	FP24 FISH POLE
Extended length:	12' (3.7 m)	18' (5.48 m)	24' (7.31 m)
Collapsed length:	26" (660 mm)	27" (686 mm)	50" (1270 mm)
Diameter:	1 1/4" (32 mm)	2" (50 mm)	2 1/4" (57 mm)
Weight:	1.3 lb. (0.6 kg)	2 1/2 lb. (1.1 kg)	4 1/4 lb. (1.9 kg)

CR25

NEW



- Six nylon rollers provide smooth movement of cable and prevent cable damage.
- Pull pin makes opening and closing to insert and remove cables a simple one step operation.
- Adjustment clamp allows the CR25 to be swiveled and/or rotated into any position.
- Heavy duty 12 gauge cold rolled steel construction for durability and zinc dichromate finish prevents corrosion.
- Up to 20 network cables can be pulled at one time.
- Easily attaches to wooden framing members using a lag bolt and the hole in the mounting bracket of the CR25.
- May also be used with coax, NM, small size THHN, and similar cables.

CAT. NO.	UPC NO.	DESCRIPTION
CR25	12211	Cable Roller Guide

SPECIFICATIONS

Roller opening size: 3" (76 mm) square
Weight: 2 lb. (1 kg)



CableCaster®



Significantly speeds up the installation of lightweight communications cable through hard-to-reach spaces such as suspended ceilings, rafters and sub-floors.

- 50' (15 m) range allows for faster installations with fewer pulls.
- Bright yellow body reduces chances of leaving the CableCaster behind.
- Glow-in-the-dark darts minimize replacement costs because they are easy to locate.
- Aerodynamic darts provide high accuracy and fast installation.
- Optional flashlight improves visibility.

CAT. NO.	UPC NO.	DESCRIPTION
06186	06186	CableCaster Wire Pulling Tool with Three Darts
06259	06259	B CableCaster Replacement Darts (Pack of Four)
46500	46500	A Pocket-Light Flashlight

Pocket-Light Flashlight



- High intensity Xenon fired lamp.
- Luminous tip so flashlight can be located in the dark.
- Lifetime limited warranty.
- Submersible to 500 feet.
- Dust and rust proof.
- Batteries included.

CAT. NO.	UPC NO.	DESCRIPTION
46500	46500	Pocket-Light Flashlight
46533	46533	B Lamp Module
46534	46534	B O-Ring

Mini Pocket-Light Flashlight



- High intensity Xenon fired lamp.
- Submersible to 500 feet.
- Batteries included.
- Compact pocket and key chain light.
- Includes key ring and handy hat/clothing clip.
- Dust and rust proof.

CAT. NO.	UPC NO.	DESCRIPTION
46503	46503	Mini Pocket-Light Flashlight
46533	46533	R Lamp Module
46534	46534	R O-Ring

Poly Line



- Ready-to-use, pre-punched hole in lid with resealable cap.
- Use with power fishing systems directly from the container.
- Resists tangling when dispensing.
- Rot and mildew resistant.
- Handy reusable plastic dispenser pail with handle keeps the line dry.
- Use to pull rope through conduit.

CAT. NO.	UPC NO.	DESCRIPTION
430	21481	Poly Line 6500' (1981 m), Green Tracer
430-500	12598	Poly Line 500' (152 m), Green Tracer
431	21482	Poly Line 5200' (1585 m), Yellow Tracer
37959	37959	Poly Line 2200' (670 m), Red Tracer
430R	37835	Poly Line Refill 6500" (1981 m)

SPECIFICATIONS

Capacity	430 and 430-500 - 210 lbs. (934 N) average breaking strength
	431 - 240 lbs. (1 kN) average breaking strength
	37959 - 500 lbs. (2.2 kN) average breaking strength
Weight	430 - 11 lbs. (5 kg)
	430-500 - 1 lb. (0.5 kg)
	431 - 12 lbs. (5.4 kg)
	37959 - 12 lbs. (5.4 kg)

CA1 Cable Anchor™

NEW



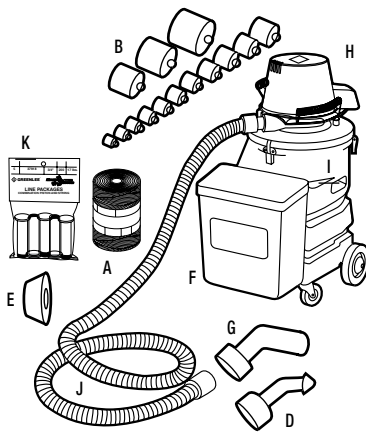
- Quickly and easily secures multiple power, voice, data, and video cables. (Follows all applicable codes regarding spacing between power and low voltage cables.)
- Correctly spaces cables from stud and plate edges to meet U.S. and Canadian electrical codes.
- Innovative design allows the user to open the cable slots by pressing on either side of the control tab on top of the Cable Anchor.
- Nail is provided in ready position for speed and convenience.
- Two stage clamping secures each cable independently in position.
- Bright yellow color makes the Cable Anchor easy to see in low light conditions making visual verification easy.
- Packaged in convenient re-sealable bag.
- High impact resistant material for cold weather durability.
- Flame retardant UL94HB material.
- U.S. Patent #D508,394.

CAT. NO.	UPC NO.	DESCRIPTION
CA1	12201	Cable Anchor

690 Vacuum/Blower Power Fishing System



NRTL/C



- Rugged, self-contained unit includes everything you need to blow or vacuum fish line, poly line or measuring tape.
- Durable tank and accessory storage box are corrosion, chemical and impact-resistant polyethylene.
- Designed for the jobsite, 10' (3.05 m) long hose, large heavy-duty wheels and removable accessory box.
- Large 11 gallon (41.6 l) tank makes the 690 excellent for vacuuming water and debris.

CAT. NO.	UPC NO.	DESCRIPTION
690	31339	Vacuum/Blower Power Fishing System - 120 VAC
618	16517	A Piston for 5" Conduit
619	16951	A Piston for 6" Conduit
16646	16646	A Accessory - Adapter for 5" - 6" conduit

KEY	CAT. NO.	UPC NO.	DESCRIPTION	690/ 31339
A	595	32433	Fish Line – 85 lbs. (378 N) pulling strength; 2,150' (655 m) long	1
B	*		Piston for 1/2" Conduit	1
B	*		Piston for 3/4" Conduit	1
B	*		Piston for 1" Conduit	1
B	*		Piston for 1-1/4" Conduit	1
B	*		Piston for 1-1/2" Conduit	1
B	613	16511	Piston for 2" Conduit	1
B	614	16512	Piston for 2-1/2" Conduit – IMC, Rigid	1
B	621	19107	Piston for 2-1/2" Conduit – EMT	1
B	615	16513	Piston for 3" Conduit – IMC, Rigid	1
B	622	19109	Piston for 3" Conduit – EMT	1
B	616	16514	Piston for 3-1/2" Conduit – IMC, Rigid	1
B	646	24326	Piston for 3-1/2" Conduit – EMT	1
B	617	16515	Piston for 4" Conduit – IMC, Rigid	1
B	623	19110	Piston for 4" Conduit – EMT	1
C	25644	25644	Adapter Cone 1-1/4"-2-1/2" Conduit	1
D	25646	25646	Adapter Cone 1/2"-1" Conduit	1
E	25645	25645	Adapter Cone 3"-4" Conduit	1
F	34027	34027	Storage Box	1
G	23360	23360	Adapter Nozzle for tape and line	1
H	32116	32116	Blower and Vacuum Unit	1
I	34392	34392	Tank with casters	1
J	38624	38624	Flexible Hose 1-1/2" x 10' (38.1mm x 3.05 m)	1
	31315	31315	Outer Filter Bag	1
	31314	31314	Inner Filter Bag	1
K	37917-10	37917-10	1/2" Conduit x 150' (46 m) Line Pkg.	10
K	37918-5	37918-5	3/4" Conduit x 200' (61 m) Line Pkg.	5
K	37920-5	37920-5	3/4" Conduit x 450' (137 m) Line Pkg.	5
K	37921-5	37921-5	1" Conduit x 200' (61 m) Line Pkg.	5
K	37923-5	37923-5	1" Conduit x 450' (137 m) Line Pkg.	5

* See page 137 for replacement conduit pistons.

SPECIFICATIONS

Capacity	1/2" - 4" Conduit (5" and 6" with optional foam pistons) see page 135
Power Source	120 VAC
Weight	50 lbs. (22.7 kg)
Air Flow	120 cfm
Pressure	Will lift 110" (2794 mm) of water

690 Tank Retrofit Kits

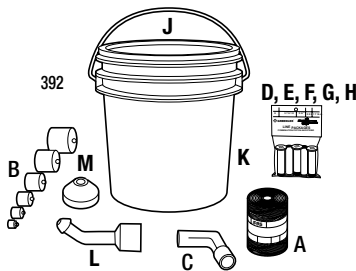
NEED	SERIAL NUMBER PREFIX ON YOUR UNIT	ORDER	INCLUDES
Adapt a new plastic tank and accessory box to your older style power unit.	PB or RP	34392	Plastic tank assembly (all hardware included) without accessory box.
		34027	Plastic accessory box only (does not include accessories).
		35001	Catch adapter kit, includes: (3) 52744 catch, (3) 32372 catch adapter, (6) 51427 screw, (6) 50364 screw, (12) 53370 lockwasher.
	VM or VN	34392	Plastic tank assembly (all hardware included).
		34027	Plastic accessory box only (does not include accessories).

• Adapts newer style plastic tank to older units.

Li'l Fisher® 390 Power Fishing System



390



CAT. NO.	UPC NO.	DESCRIPTION
390	38594	Li'l Fisher Vacuum/Blower Power Fishing System - Includes only unit and 38624 hose
392	39051	A Power Fishing System Accessory Kit- Includes all items below

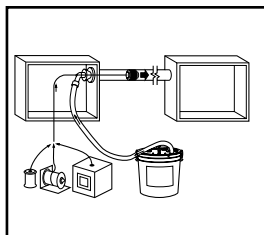
392 / 39051 ACCESSORY KIT INCLUDES:

KEY	CAT. NO.	UPC NO.	DESCRIPTION	QTY.
A	595	32433	Fish Line – 85 lbs. (378 N) pulling strength; 2,150' (655 m) long	1
B	*		Piston for 1/2" Conduit	1
B	*		Piston for 3/4" Conduit	1
B	*		Piston for 1" Conduit	1
B	*		Piston for 1-1/4" Conduit	1
B	*		Piston for 1-1/2" Conduit	1
B	613	16511	Piston for 2" Conduit	1
C	23360	23360	Adapter Nozzle for Measuring Tape	1
D	37917	06274	1/2" Conduit x 150' (46 m) Line Pkg.	10
E	37918	06275	3/4" Conduit x 200' (91 m) Line Pkg.	5
F	37920	37920	3/4" Conduit x 450' (137 m) Line Pkg.	5
G	37921	06278	1" Conduit x 200' (61 m) Line Pkg.	5
H	37923	37923	1" Conduit x 450' (137 m) Line Pkg.	5
J	39063	39063	Accessory Container Lid	1
K	54284	54284	Accessory Container	1
L	25646	25646	1/2"-1" Cone adapter	1
M	25644	25644	1-1/4"-2-1/2" Cone adapter	1

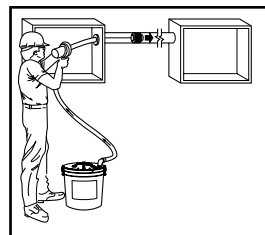
*See page 137 for replacement conduit pistons.

SPECIFICATIONS

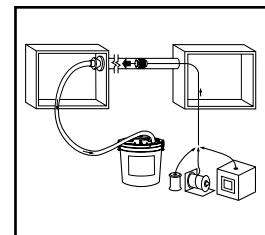
Capacity	1/2"-2" conduit with optional Accessory Kit (2-1/2"-4" with optional foam pistons) Liquid Capacity- 1.75 gal. (6.5 l) Use 690 Power Fishing System for greater liquid capacity requirements
Power Source	120 VAC, 1/2 H.P.
Weight	390-19 lbs. (8.6 kg)
Air Flow	101.2 cfm (2.83 cMM)
Vacuum Lift	137.1" (3482 mm) of Water



Blowing a piston through conduit using 390 Li'l Fisher™ Power Fishing System. Can be used with fish line, poly line or measuring tape.



Blowing a piston through conduit using 390 Li'l Fisher™ Power Fishing System using 691 Blow Gun with 595 Mighty Mouser® Fish Line.



Vacuuming a piston through conduit using 390 Li'l Fisher™ Power Fishing System. Can be used with fish line, poly line or measuring tape.

Portable Blower Power Fishing System



- Powerful, will blow line or measuring tape in up to 6" conduit.
- Portable, lightweight blower has shoulder strap to make it easy to carry and allow the operator to have both hands free.
- Efficient, includes the Mighty Mouser® blow gun for fast, easy line blowing.

CAT. NO.	UPC NO.	DESCRIPTION
591	32432	Portable Blower Power Fishing System
618	16517	A Piston for 5" Conduit
619	16951	A Piston for 6" Conduit
16646	16646	A Adapter for 5" - 6" conduit

SPECIFICATIONS

Capacity	1/2" - 4" Conduit (5" and 6" with optional foam pistons)
Power Source	120 VAC 20 Amp
Weight	34 lbs. (15.2 kg)

Mighty Mouser® Blow Gun Kit



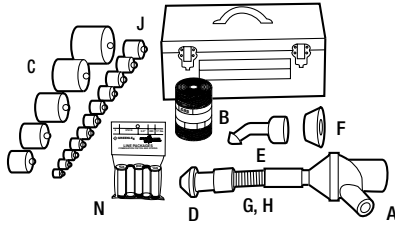
- This compact, self-contained Lexan® thermoplastic blow gun holds a 2,150' (655 m) package of 85 lb. (378 N) breaking strength fish line.
- Compact self-contained unit leaves one hand free for more efficient operation.
- Mighty Mouser® Blow Gun and Accessories all fit into a compact sturdy metal case.

CAT. NO.	UPC NO.	DESCRIPTION
592	32565	Mighty Mouser® Blow Gun Kit for 1/2" - 4" Conduit in metal box
691	32095	R Mighty Mouser Blow Gun (only)
595	32433	A Fish Line - 85 lbs. (378 N) pulling strength; 2,150' (655 m) long
618	16517	A Piston for 5" Conduit
619	16951	A Piston for 6" Conduit
16646	16646	A Adapter for 5" - 6" conduit

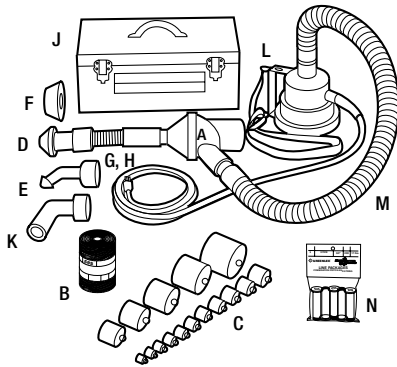
SPECIFICATIONS

Capacity	1/2" - 4" conduit, through 6" with additional optional accessories
Power Source	Use with blower power fishing systems
Weight	592-20 lbs. (9 kg) 691-1.7 lbs.(0.8 kg)

Parts List for Models 591 and 592



592 Mighty Mouser® Blow Gun Kit



591 Portable Blower Power Fishing System

KEY	CAT. NO.	UPC NO.	DESCRIPTION	592	591
A	691	32095	Mighty Mouser® Blow Gun	1	1
B	595	32433	Fish Line – 85 lbs. (378N) pulling strength; 2,150' (655 m) long	1	1
C	*		Piston for 1/2" Conduit	1	1
C	*		Piston for 3/4" Conduit	1	1
C	*		Piston for 1" Conduit	1	1
C	*		Piston for 1-1/4" Conduit	1	1
C	*		Piston for 1-1/2" Conduit	1	1
C	613	16511	Piston for 2" Conduit	1	1
C	614	16512	Piston for 2-1/2" Conduit – IMC, Rigid	1	1
C	621	19107	Piston for 2-1/2" Conduit – EMT	1	1
C	615	16513	Piston for 3" Conduit – IMC, Rigid	1	1
C	622	19109	Piston for 3" Conduit – EMT	1	1
C	616	16514	Piston for 3-1/2" Conduit – IMC, Rigid	1	1
C	646	24326	Piston for 3-1/2" Conduit – EMT	1	1
C	617	16515	Piston for 4" Conduit – IMC, Rigid	1	1
C	623	19110	Piston for 4" Conduit – EMT	1	1
D	25644	25644	Adapter Cone 1-1/4"-2-1/2" Conduit	1	1
E	25646	25646	Adapter Cone 1/2"-1" Conduit	1	1
F	25645	25645	Adapter Cone 3"-4" Conduit		1
G	32104	32104	Flexible Hose 1-1/2" dia. x 1' (38.1 mm x 305 mm)	1	1
H	33451	33451	Hose Clamp	1	1
J	32662	32662	Storage Box	1	1
K	23360	23360	Adapter Nozzle for Tape and Line		1
L	590	32422	Portable Blower		1
M	32431	32431	Flexible Hose 1-1/2" x 4' (38.1 mm x 1.2 m)		1
N	37917-10	06274	1/2" Conduit x 150' (46 m) Line Pkg.	10	10
N	37918-5	06275	3/4" Conduit x 200' (61 m) Line Pkg.	5	5
N	37920-5	06277	3/4" Conduit x 450' (137 m) Line Pkg.	5	5
N	37921-5	06278	1" Conduit x 200' (61 m) Line Pkg.	5	5
N	37923-5	06280	1" Conduit x 450' (137 m) Line Pkg.	5	5

*See page 137 for replacement conduit pistons.

International Tel: +1.815.397.7070
Fax: +1.815.397.9247

USA Tel: 800.435.0786
Canada Tel: 800.435.0786
Fax: 800.451.2632

Conduit Pistons



- Use with blower or vacuum power fishing system to pioneer the line through the conduit run.
- Flexible foam body for an air-tight seal.
- Color-coded end disk with embossed size markings for fast, easy selection.
- Strong steel center rod with loops on both ends.
- Pistons available for all types and sizes of conduit 1/2" through 6".

PISTON SETS

CAT. NO.	UPC NO.	CONDUIT SIZES AND TYPE
S2613	26777	1/2", 3/4", 1", 1-1/4", 1-1/2" and 2" EMT, IMC and Rigid
34317	34317	2-1/2", 3", 3-1/2" and 4" EMT

INDIVIDUAL PISTONS

CAT. NO.	UPC NO.	PACKAGE	CONDUIT SIZE	CONDUIT TYPE	COLOR
608-5	08263	POP	1/2"	All	Green
608	11038	Bulk	1/2"	All	Green
609-5	08264	POP	3/4"	All	Green
609	11039	Bulk	3/4"	All	Green
610-5	08265	POP	1"	All	Green
610	11040	Bulk	1"	All	Green
611-3	08266	POP	1-1/4"	All	Green
611	11041	Bulk	1-1/4"	All	Green
612-2	08267	POP	1-1/2"	All	Green
612	11042	Bulk	1-1/2"	All	Green
613	16511		2"	All	Green
614	16512		2-1/2"	IMC, Rigid	Green
621	19107		2-1/2"	EMT	Yellow
615	16513		3"	IMC, Rigid	Green
622	19109		3"	EMT	Yellow
616	16514		3-1/2"	IMC, Rigid	Green
646	24326		3-1/2"	EMT	Yellow
617	16515		4"	IMC, Rigid	Green
623	19110		4"	EMT	Yellow
618	16517		5"	All	Green
619	16951		6"	All	Green

Fish Line



- Strong, lightweight nylon.
- 595 – Center feed for fast payout without tangling. Use with Mighty Mouser® blow gun.
- 604, 605, 606 and 607 – Specially wound to payout fast from outside without tangles.
- Mildew-resistant, can be pulled into the run with the wire to provide a means to add wires later.

CAT. NO.	UPC NO.	STRENGTH		LENGTH	
		LBS.	N	FT	m
595	32433	85	378	2150	655
604	23368	85	378	2200	670
605	16504	45	200	2750	838
606	16505	72	320	1700	517
607	16506	90	400	1350	411

Line Packages

- Combination piston and string all in one.
- Blow or vacuum through, leaving a lightweight line strong enough to pull a rope.
- 17 lb. breaking strength.



CONDUIT SIZE	LENGTH		COLOR	BOXED			BAGGED		
	FT.	m		CAT. NO.	UPC NO.	PER BOX	QTY. CAT. NO.	UPC NO.	QTY. PER BAG
1/2"	150	46	Red	37907-50	06263	50	37917-10	06274	10
3/4"	200	61	Yellow	37908-50	06264	50	37918-5	06275	5
3/4"	300	91	Yellow	37909-25	06265	25	37919-5	06276	5
3/4"	450	137	Yellow	37910-25	06266	25	37920-5	06277	5
1"	200	61	White	37911-50	06267	50	37921-5	06278	5
1"	300	91	White	37912-25	06268	25	37922-5	06279	5
1"	450	137	White	37913-25	06269	25	37923-5	06280	5

ULTRA FEEDER

Ultra Cable Feeder™



- Feeds cable at variable speeds to match the speed of cable puller.
- Accommodates cable ranging in size up to 3.5" (88.9 mm) in diameter.
- Sets up easily and can be operated by just one person.
- Dual motors drive each wheel for traction on both sides of the cable.
- Comes with pendant and toggle switch. An optional foot switch is available to control feeding.
- Two cable loading methods: top-loading and end-loading.
- Patented.

CAT. NO.	UPC NO.	DESCRIPTION
6810	05564	Ultra Cable Feeder with Hand Switch
445	24821	Foot Switch
05645	05645	Tee (included)
50302	50302	Hitch (included)

SPECIFICATIONS

Power Supply	115 VAC, 15 amps, 60 Hz	
Speed	4-36 feet per minute (1.2-11 meters per minute)	
Maximum Tractive Force	Single Cable: 200 lbs. (.9 kN) All Cables: 800 lbs. (3.5 kN)	
Cable Capacity	Quantity	Size
	8 x	250 MCM (120 mm ²)
	6 x	500 MCM (240 mm ²)
	5 x	750 MCM (300 mm ²)
Reel Weight Capacity	25,000 lbs. total (11,300 kg)	
Size	41" long x 27.5" wide x 37.5" high (1040 mm x 699 mm x 953 mm)	
Weight	285 lbs. (130 kg)	
Tire Pressure	22 psi (1.5 bar)	

CABLE PULLERS

Cable Puller Selection Guide

CAT. NO.	DESCRIPTION	PAGE NO.	PULLING FORCE		WEIGHT	SPEED							POWER	REQUIRED ROPE	
			CONT	MAX			PULLER	CHAIN	NO LOAD	800LBS	2000LBS	4000LBS			5000LBS
6800	Ultra Tugger™ 8 Power Cable Puller	138	6500 lbs.	8000 lbs.	86 lbs.		9 fpm		8 fpm	7.5 fpm		7 fpm	6 fpm	1-1/2 HP electric	7/8" double braid
6501	Ultra Tugger™ 5 Power Cable Puller	139	4,000 lbs.	5000 lbs.	84 lbs.		14.5 fpm			11.0 fpm	9.5 fpm			1-1/2 HP electric	3/4" double braid
6001	Super Tugger® Power Cable Puller	142	4500 lbs.	6500 lbs.	108 lbs.	8 lbs.	16.5 fpm		11 fpm	7.5 fpm	6 fpm			1-1/2 HP electric	3/4" double braid
640	Tugger® Power Cable Puller	143	2500 lbs.	4000 lbs.	68 lbs.	8 lbs.	35 fpm	up to 35 fpm	16 fpm	6 fpm				1 HP electric	9/16" double braid
UT2	Ultra Tugger™ 2 Power Cable Puller	146		2000 lbs.	67 lbs.		73/41 fpm	36 fpm	22 fpm					1 HP electric	9/16" double braid
766	Manual Wire Puller	147		1500 lbs.	35 lbs.									†	

† - 766 comes with 200 ft. of aircraft-type steel swaged cable.

Cable Puller Set-Up



The Versi-Boom™ Plus System can reach into a man-hole, yet allow the operator to run the puller from above.

The equipment used is included in 6805, 6805-22, 6505, 6505-22, 6005 and 645 packages.



Operator is making a downward pull from the box using the puller with the floor mount anchored to the floor.

The equipment used is included in packages 6805, 6805-22, 6802, 6802-22, 6800, 6800-22, 6505, 6505-22, 6005, 6004, 645, 643 and 642. Rope is not included.



Operator is making a downward pull from the box using the puller with the chain mount (or vise chain unit) mounted onto the conduit.

The equipment used is included in packages 6801, 6501, 6501-22, 6005, 6004, 6001, 6001-22, 645, 643, 642, 640 and 640-22. Rope is not included.



Operator is making an upward pull from the box using the puller and Versi-Boom System attached to the "T" stand.

The equipment used is included in packages 6805 and 6802. Rope is not included.



Operator is making an upward pull from the box using the puller and Versi-Boom System attached to the mobile carriage.

The equipment used is included in packages 6805, 6805-22, 6505, 6505-22, 6503, 6005, 6004, 645 and 643. Rope is not included.



Operator is making an upward pull from the box using the puller and Versi-Boom Plus System attached to the mobile carriage.

The equipment used is included in packages 6805, 6805-22, 6505, 6505-22, 6005 and 645. Rope is not included.

Ultra Tugger® 8 (UT8) Cable Puller: 8000 lb. (35.8kN) rated



6805

- 8,000 (35.8 kN) lbs. Pulling force.
- Pulling speed ranges from 9 fpm at 2,000 lbs. to 6 fpm at 8,000 lbs.
- Mobile Versi-Boom™ system provides fast set-up with no anchors to set or chains to mount.
- Boom uses 3" rigid steel conduit for easy length adjustment to pull 10 to 20 feet (3 to 6 m) of cable out of the box fast and easy.
- Direct gear drive
- Easy to move around jobsite with mobile carriage.
- Patented

CAT. NO.	UPC NO.	DESCRIPTION
6800	00985	Ultra Tugger 8 Cable Puller with Standard Force Gauge, and Floor Mount
6800-22	03196	Same as 6800, except 220 VAC 50 Hz CE
6801	00986	Ultra Tugger 8 Cable Puller with Standard Force Gauge, and Conduit Chain Mount
6802	00987	Ultra Tugger 8 Cable Puller with Standard Force Gauge, Floor Mount, Versi-Boom™ System and "T" Stand, excludes Extensions and 3", 3-1/2" & 4" Slip-on Couplers, Elbow, Wheeled Carriage, Screw-on Couplers, or Rope
6802-22	03197	Same as 6802, except 220 VAC 50 Hz CE
6805	00993	Same as the 6802 plus the Versi-Boom Plus Extension and Elbow, Wheeled Carriage and 3", 3-1/2" and 4" Screw-on Couplers without Rope
6805-22	03198	Same as 6805, except 220 VAC 50 Hz CE
00967	00967	A Deluxe Force Gauge (see page 148)
34136	34136	A Pull Rope 7/8" x 300' (22.2 mm x 91 m)
34137	34137	A Pull Rope 7/8" x 600' (22.2 mm x 182 m)
34138	34138	A Pull Rope 7/8" x 1,200' (22.2 mm x 365 m)
445	24821	A Foot Switch (see page 149)

SPECIFICATIONS

Weight	86 lbs. (39 kg) (6800 only) (Puller Only)
Dimensions	Length – 11.5" (292.1 mm), Width – 26" (660.4 mm), Height – 8.5" (215.9 mm)
Drive Motor	1-1/2 Horsepower
Power Source 6800, 01, 02, and 05	– 120 V 20 A
Power Source 6800-22, 6802-22 and 6805-22	– 220 VAC 50 Hz
Pulling Force – Maximum	– 8,000 lbs. (35.8 kN), Continuous – 6,500 lbs. (28.9 kN)
Pulling Speed – No Load:	9 fpm, At 2000 lbs. (8.8 kN): 8 fpm
Feet (Meters)	At 4000 lbs. (17.9 kN): 7.5 fpm At 6000 lbs. (26.7 kN):
Per Minute	7 fpm, At 8000 lbs (35.8 kN): 6 fpm
Power Source	120 V 20 A
Rope – Average Breaking Strength or More	– 7/8 diameter (22.2 mm); Double-Braided Polyester Composite – Rated at 32,000 lbs. (142 kN)

*See page 142 for UT8 component list



6805



6800



6801

NOTE: Rope is a very critical link in the cable pulling system. See page 155 for proper pulling rope selection.

R = REPLACEMENT PART **A** = ACCESSORY

Ultra Tugger® 5 (UT5) Cable Puller: 5,000 lb. (22.2kN) Rated

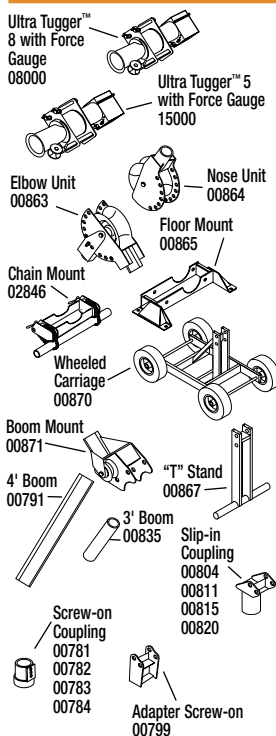


- 5,000 lbs. (22.3 kN) pulling force, enough power to pull most 500 kcmil (240 mm²) jobs of 500 feet (152 m) or less.
- Pull speed range of 9 to 14 fpm (2.7 to 4.3 mpm) will complete most 500 ft. (152 m) pulls in 1 hour or less.
- Mobile Versi-Boom™ system provides fast setup with no anchors to set or chains to mount.
- Boom uses 3" rigid steel conduit for easy length adjustment to pull 10 to 20 feet (3 to 6 m) of cable out of the box fast and easy.
- Use 6501 Ultra Tugger 5,000 lb. (22.3 kN) capacity cable puller power unit with current 6805 Ultra Tugger wheeled carriage and boom to pull cable faster.
- Patented.

SPECIFICATIONS	
Weight	84 lbs. (38 kg) (Puller Only)
Length	11.5" (29 cm)
Width	26" (66 cm)
Height	6.75" (17 cm)
Drive Motor	1-1/2 hp (1.12 kw)
Power Requirement	120 VAC 20 A
Continuous Pull Force	4,000 lbs. (17.8 kN)
Maximum Pull Force	5,000 lbs. (22.2 kN) Refer to instruction manual 999 5029.4 for operating times.
Pulling Speed	No Load - 14.5 fpm; 4,000 lbs. - 11.0 fpm; 5,000 lbs. - 9.5 fpm
Required Rope	3/4" Double-Braided Polyester Composite rope with 20,000 lb. (88.8 kN) minimum breaking strength

CAT. NO.	UPC NO.	DESCRIPTION
15000	15000	Ultra Tugger® 5 Cable Puller Power Unit only with standard force gauge
6501	11221	Ultra Tugger® 5 Cable Puller Power Unit. Includes standard force gauge, chain mount and vise chains
6501-22	11221	Same as 6501, except 220 VAC 50 Hz CE
6503	11222	Ultra Tugger® 5 Cable Puller Basic Package. Includes standard force gauge, wheeled carriage, 4 ft. (1.2 m) boom, boom mount and nose unit, 2-1/2", 3" and 4" slip-in couplings, 2-1/2", 3" and 4" screw-on couplings. Rope and storage box are optional.
6505	11223	Ultra Tugger® 5 Cable Puller Deluxe Package. Same as 6503 plus 3-ft. (.9 m) boom, elbow unit and floor mount. Rope and storage box are optional.
6505-22	11223	Same as 6505, except 220 VAC 50 Hz CE
00865	00865	A Floor Mount
00967	00967	A Deluxe Force Gauge (See page 148)
3048	23362	A Storage Box
35098	35098	A Pull Rope, 3/4" x 300 ft. (19.1 mm x 91 m) Double-Braided Composite
35100	35100	A Pull Rope, 3/4" x 600' (19.1 mm x 182 m)
35101	35101	A Pull Rope, 3/4" x 1,200' (19.1 mm x 365 m)
00781	00781	A Screw-on Coupling, 2-1/2" (See page 147)
00783	00783	A Screw-on Coupling, 3-1/2"
445	24821	A Foot Switch (See page 149)

Ultra Tugger® 5 and Ultra Tugger® 8 Components



CAT.NO.	UPC NO.	DESCRIPTION	6501	6503	6505	6800	6801	6802	6805
08000	08000	Ultra Tugger 8 w/force gauge				✓	✓	✓	✓
15000	15000	Ultra Tugger 5 w/force gauge	✓	✓	✓				
00863	00863	Elbow Unit			✓				✓
00864	00864	Nose Unit		✓	✓			✓	✓
00865	00865	Floor Mount			✓	✓		✓	✓
02846	02846	Chain Mount	✓						
00867	00867	"T" Stand					✓	✓	✓
00870	00870	Wheeled Carriage		✓	✓				✓
00871	00871	Boom Mount		✓	✓			✓	✓
00835	00835	3' (.9 m) Boom Tube			✓				✓
00791	00791	4' (1.2 m) Boom Tube			✓				✓
00804	00804	2-1/2" Slip-in Coupling		✓	✓			✓	✓
00811	00811	3" Slip-in Coupling		✓	✓			✓	✓
00815	00815	3-1/2" Slip-in Coupling		✓	✓			✓	✓
00820	00820	4" Slip-in Coupling		✓	✓			✓	✓
00799	00799	Adapter for Screw-on Coupling		✓	✓				✓
00781	00781	2-1/2" Screw-on Coupling		✓	✓				✓
00782	00782	3" Screw-on Coupling		✓	✓				✓
00783	00783	3-1/2" Screw-on Coupling		✓	✓				✓
00784	00784	4" Screw-on Coupling		✓	✓				✓
35098	35098	3/4" x 300' (19.1mm x 91m) Rope (For UT5)							
35100	35100	3/4" x 600' (19.1mm x 182m) Rope (for UT5)							
34136	34136	7/8" x 300' (22.2 mm x 91 m) Rope (for UT8)							
34137	34137	7/8" x 600' (22.2 mm x 182 m) Rope (for UT8)							
654	34362	Rope Stand							
3048	23362	Storage Box						✓	✓
603	23405	Casters - 2 Rigid, 2 Swivel						✓	✓
11152	11152	Accessory Tray		✓	✓				

R = REPLACEMENT PART **A** = ACCESSORY

Super Tugger® Cable Puller: 6500 lb. (28.9 kN) rated



- Pull up to 6,500 lbs. (28.9 kN) with less than 27 lbs. (120 N) of operator effort.
- Unique floor mounting attachment for quick, reliable setup.
- Leaf-type mounting chains won't twist when tightening.
- Heat-treated steel serrated gripper feet for secure mounting to conduit.
- Force Gauge included to constantly monitor the pull.
- Right-angle sheave allows the operator to stand out of the direct line of force.
- Audio alarm high force warning and circuit breaker shut off at maximum force for added safety.
- Tapered capstan and patented rope guidance system for better control of the rope when feeding onto the capstan.
- Patented.

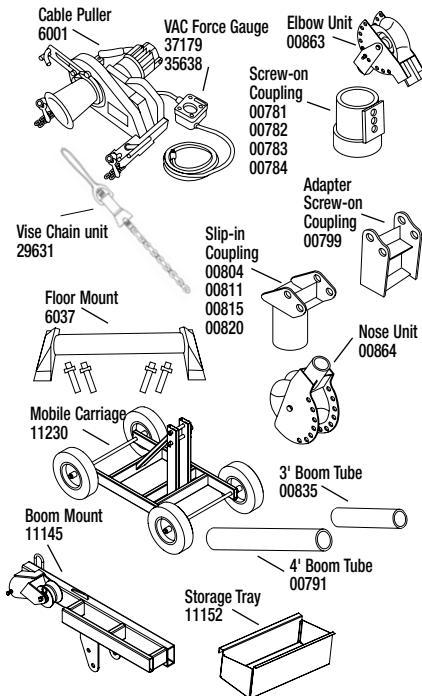
SPECIFICATIONS

Pulling Force	Maximum: 6,500 lbs. (28.9 kN) Continuous: 4,500 lbs. (20 kN)
Dimensions	Length: 20-3/4" (527 mm) Width: 22-1/2" (572 mm) Height: 12" (305 mm)
Weight	6001, 6001-22: 108 lbs. (49 kg) 6003: 454 lbs. (206 kg) 6000, 6000-22: 550 lbs. (250 kg) 6006, 6006-22: 612 lbs. (278 kg)
Pulling Speed – Feet (Meters) Per Minute	No Load: 16.5 (5) At 2000 lbs.: (8.8 kN) – 11 (3.4) At 4000 lbs.: (17.9 kN) – 7.5 (2.3) At 6000 lbs.: (26.7 kN) – 6 (1.8)
Power	1-1/2 HP (1.1 kW); 120 VAC 1-1/2 HP (1.1 kW); 220 VAC 50HZ
Rope – Average Breaking Strength or More	3/4" (19.1 mm) Double-Braided Composite – Rated at 26,000 lbs. (115.6 kN)

NEW

NEW

CAT. NO.	UPC NO.	DESCRIPTION
6001	29627	Super Tugger Cable Puller Power Unit, Includes force gauge and vise chains
6001-22	31466	Same as 6001 except 220 VAC 50 HZ
6004	56358	Super Tugger Complete Puller Package, Includes 6001 Super Tugger, Floor Mount, Mobile Carriage, Boom Mount, 4' Boom Tube, Nose Unit, 2 1/2", 3", 3 1/2", 4" Slip-in Couplings and Storage Trays
6005	56359	Super Tugger Complete Puller Package, Includes 6001 Super Tugger, Floor Mount, Mobile Carriage, Boom Mount, 4' Boom Tube, Nose Unit, 3' Boom Tube, Elbow Unit, 2 1/2", 3", 3 1/2", 4" Slip-in Couplings and Storage Trays
35098	35098	A Double-Braided Composite Rope 3/4" × 300' (19.1 mm × 91 m)
35100	35100	A Double-Braided Composite Rope 3/4" × 600' (19.1 mm × 182 m)
35101	35101	A Double-Braided Composite Rope 3/4" × 1,200' (19.1 mm × 365 m)
34136	34136	A Double-Braided Composite Rope 7/8" × 300' (22.2 mm × 91 m)
34137	34137	A Double-Braided Composite Rope 7/8" × 600' (22.2 mm × 182 m)
34138	34138	A Double-Braided Composite Rope 7/8" × 1,200' (22.2 mm × 365 m)
445	24821	A Foot Switch (See page 149)
3048	23362	A Storage Box (See page 348)



CAT. NO.	UPC NO.	DESCRIPTION	6001	6004	6005
6001	29627	Cable Puller	✓	✓	✓
29631	29631	Vise Chain Unit (2)	✓	✓	✓
37179	37179	120 VAC Force Gauge	✓	✓	✓
6037	35605	Floor Mount		✓	✓
11230	11230	Mobile Carriage		✓	✓
11145	11145	Boom Mount		✓	✓
00791	00791	4' Boom Tube		✓	✓
00864	00864	Nose Unit		✓	✓
00835	00835	3' Boom Tube		✓	✓
00863	00863	Elbow Unit		✓	✓
00781	00781	2-1/2" Screw-On Coupling		✓	✓
00782	00782	3" Screw-On Coupling		✓	✓
00783	00783	3-1/2" Screw-On Coupling		✓	✓
00784	00784	4" Screw-On Coupling		✓	✓
00799	00799	Adapter for Screw-On Coupling		✓	✓
00804	00804	2-1/2" Slip-In Coupling		✓	✓
00811	00811	3" Slip-In Coupling		✓	✓
00815	00815	3-1/2" Slip-In Coupling		✓	✓
00820	00820	4" Slip-In Coupling		✓	✓
11152	11152	Storage Trays (2)		✓	✓

NOTE: Rope is a very critical link in the cable pulling system. See page 155 for proper pulling rope selection.

Tugger® 640 Cable Puller: 4000 lbs. rated



Optional Force Gauge

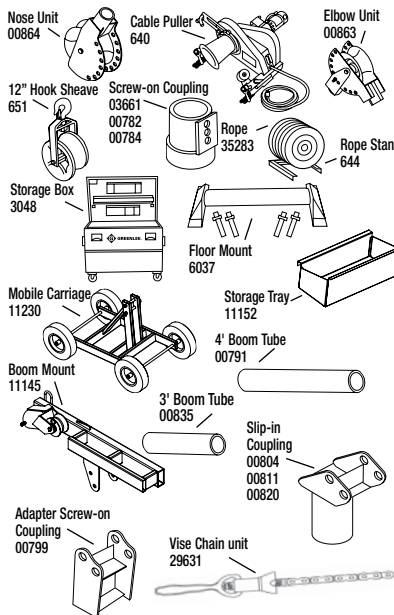
- An economical puller with enough power for most jobs.
- Lighter weight for easier mounting in tough applications.
- Leaf-type mounting chains won't twist when tightening.
- Unique floor mounting attachment for quick reliable setup.
- Right-angle sheave allows the operator to stand out of the direct line of force.
- Audio alarm high force warning and circuit breaker shut off at maximum force for equipment protection and added safety.
- Tapered capstan and patented rope guidance system for better control of rope.
- Patented.

SPECIFICATIONS

Dimensions	Length – 21" (533 mm), Width – 21" (533 mm), Height – 12" (305 mm)
Pulling Force	Maximum – 4,000 lbs. (17.9 kN) Continuous – 2,500 lbs. (11.1 kN)
Weight	640, 640-22 – 82 lbs. (38 kg) 676 – 373 lbs. (170 kg) 642 – 330 lbs. (150 kg) 686, 686-22 – 427 lbs. (194 kg)
Pulling Speed – Feet (Meters) Per Minute	No Load – 35 (10.67), At 2000 lbs. (8.8 kN) – 16 (4.87) At 4000 lbs. (17.9 kN) – 6 (1.83)
Power	1 HP (746 W) – 120 VAC, 1 HP (746 W) – 220 VAC 50HZ
Rope – Average Breaking Strength or More	9/16" (14.3 mm) Double-Braided Composite: Rated at 16,000 lbs. (71.1 kN)

CAT. NO. UPC NO. DESCRIPTION

640	35300	Tugger Cable Puller Power Unit. Includes vise chains
640-22	35763	Same as 640 except 220 VAC 50 HZ
643	56360	Tugger Complete Puller Package, Includes 640 Tugger, Cable Puller, Floor Mount, Mobile Carriage, Boom Mount, 4' Boom Tube, Nose Unit, 2", 3", 4" Screw-on Couplings, Screw-on Coupler Adapter, 2 1/2", 3", 4" Slip-in Couplings and Storage Trays
645	56361	Tugger Complete Puller Package, Includes 640 Tugger, Cable Puller, Floor Mount, Mobile Carriage, Boom Mount, 4' Boom Tube, Nose Unit, 3" Boom Tube, Elbow Unit, 2", 3", 4" Screw-on Couplings, Screw-on Coupler Adapter, 2 1/2", 3", 4" Slip-in Couplings, Storage Trays and 12" Hook Sheave
35336	35336	A 640 Capstan Retrofit Kit includes rope ramp, pivotal arm and tapered capstan. For units with NZ serial prefixes.
37171	37171	A Force Gauge for 120 VAC 640 cable puller
05726	05726	A Force Gauge for 220 VAC cable puller
35283	35283	A Double-Braided Composite Rope 9/16" x 300' (14.3 mm x 91 m)
35284	35284	A Double-Braided Composite Rope 9/16" x 600' (14.3 x 365 m)
35285	35285	A Double-Braided Composite Rope 9/16" x 1,200 (14.3 mm x 365 m)
445	24821	A Foot Switch (See page 149)



CAT. NO.	UPC NO.	DESCRIPTION	640	642	643	645
640	35300	Cable Puller	✓	✓	✓	✓
29631	29631	Vise Chain Unit	✓	✓	✓	✓
35283	35283	9/16" X 300' Rope		✓	✓	✓
644	15316	Rope Stand		✓		
3048	23362	Storage Box		✓		
6037	35605	Floor Mount		✓	✓	✓
651	15325	12" Hook Sheave				✓
11230	11230	Mobile Carriage			✓	✓
11145	11145	Boom Mount			✓	✓
00791	00791	4' Boom Tube			✓	✓
00864	00864	Nose Unit	✓		✓	✓
00835	00835	3' Boom Tube	✓			✓
00863	00863	Elbow Unit	✓			✓
03661	03661	2" Screw-On Coupling			✓	✓
00782	00782	3" Screw-On Coupling			✓	✓
00784	00784	4" Screw-On Coupling			✓	✓
00799	00799	Adapter for Screw-On Coupling			✓	✓
00804	00804	2-1/2" Slip-In Coupling			✓	✓
00811	00811	3" Slip-In Coupling			✓	✓
00820	00820	4" Slip-In Coupling			✓	✓
11152	11152	Storage Trays (2)			✓	✓

R = REPLACEMENT PART **A** = ACCESSORY

NOTE: Rope is a very critical link in the cable pulling system. See page 155 for proper pulling rope selection.


11147 Ultra Tugger® 640/6001 Adapter Package

CAT. NO.	UPC NO.	DESCRIPTION
11147	11147	Ultra Tugger 640/6001 Adapter Package Includes wheeled carriage, 4 ft. (1.2 m) boom, boom adapter, nose unit, 2-1/2", 3" and 4" slip-in couplings and 2", 3" and 4" screw-on couplings
00863	00863	A Elbow Unit
00835	00835	A 3 ft. (.9 m) Boom
00815	00815	A Slip-in Coupling, 3-1/2"
00827	00827	A Slip-in Coupling, 5"
00781	00781	A Screw-on Coupling, 2-1/2"
00783	00783	A Screw-on Coupling, 3-1/2"
3048	23362	A Storage Box

- Adapt Greenlee 640 Tugger and 6001 Super Tugger to Ultra Tugger Wheeled Carriage and Boom for faster and easier cable puller setups.
- Wheeled carriage and boom provides fast setup with no anchors to set or chains to mount.
- Boom uses 3" rigid steel conduit for easy length adjustment to pull 10 feet (3m) of cable out of the box fast and easy.
- Optional Elbow Unit and Boom available to reach into manholes or pull up to 20 feet (6 m) of cable out of the box.
- Patent pending.

SPECIFICATIONS

Weight	198 lbs. (90 kg)
Length	91-1/2" (232 cm)
Width	27" (69 cm)
Height	38-1/2" (98 cm)
Use With	Greenlee 640 and 6001 Cable Pullers
Load Rating	6500 lbs. (28.9 kN)



International Tel: +1.815.397.7070
Fax: +1.815.397.9247

Canada Tel: 800.435.0786
Fax: 800.524.2853

USA Tel: 800.435.0786
Fax: 800.451.2632

Ultra Tugger® 2 Cable Puller: 2000 lb. (8.8 kN) Rated

NEW



- Quick Latch System attaches to all conduit sizes with no loose parts.
- Adjustable elbow and extendable boom adjust easily to fit your job needs.
- Right Angle Sheave keeps operator out of direct line with the pulling rope.
- Dual Diameter capstan provides 2 pulling speeds.
- Cross Tube provides a solid base for setup and during pull.
- Integral Motor designed specifically for cable pulling applications.
- Circuit Breaker stops the puller motor if it becomes overloaded.
- Wheels provide easy movement around jobsite.

CAT. NO.	UPC NO.	DESCRIPTION
UT2	02010	2,000 LB. Cable Puller Unit
2448	23273	A Storage Box
455	23774	A 1/2" x 300' (12.7 mm x 91 m) Double Braided Rope
456	23777	A 1/2" x 600' (12.7 mm x 182 m) Double Braided Rope
445	24821	A Foot Switch

SPECIFICATIONS

Weight	67 lbs.		
Drive Motor	120 VAC, 50/60 Hz, 12 Amps		
Pulling Speeds	High Speed Capstan		
	No Load:	73 fpm	(22 mpm)
	500 lb. Load (227 kg)	36 fpm	(11 mpm)
	1,000 lb. Load (455 kg)	22 fpm	(7 mpm)
	Low Speed Capstan		
	No Load:	41 fpm	(12 mpm)
	1,000 lb. Load (455 kg)	36 fpm	(11 mpm)
	2,000 lb. Load (909 kg)	22 fpm	(7 mpm)

Pulling Force: High Speed Capstan 1,000 lb. (455 kg) continuous
 Low Speed Capstan 2,000 lb. (909 kg) continuous

Pulling Rope:* 1/2" polyester (10,000 lb. minimum breaking strength)
 *Greenlee recommends that only low stretch polyester rope be used with the UT2. High stretch ropes can release large amounts of energy should they break during use.

Conduit Size: 1" or larger

Pulling Capabilities:
 3 x 500 kcmil cable 500' with 2 x 90° bends
 3 x 500 kcmil cable 250' with 4 x 90° bends
 8 x 4/0 AWG cable 300' with 3 x 90° bends



UP PULL

DOWN PULL

SIDE PULL



NOTE: Rope is a very critical link in the cable pulling system. See page 155 for proper pulling rope selection.

Hand Crank Wire Puller



- Pull up to 1500 lbs. (6.7 kN) with only 30 lbs. (133 N) of crank handle force.
- Two-speed ratchet winder for fast, efficient operation.
- Has 200' (61 m) of steel aircraft cable.
- Completely self-contained and ready to operate.

CAT. NO.	UPC NO.	DESCRIPTION
766	18202	Hand Crank Wire Puller
50954	50954	200' (61 m) spool of steel cable
13955	14568	Shear Pin
28280	28280	Crank Handle Assembly

SPECIFICATIONS	
Pulling Force	Maximum - 1500 lbs. (6.6 kN)
Size	200' (61 m) pulling cable length
Weight	38 lbs. (17.2 kg)
Power	Manual - 2-Speed Hand Crank
Dimensions	Length - 52" (1.32 m) Width - 18" (457 mm) Height - 10" (254 mm)

USA Tel: 800.435.0786
Fax: 800.451.2632

Canada Tel: 800.435.0786
Fax: 800.524.2853

International Tel: +1.815.397.7070
Fax: +1.815.397.9247

TUGGER ACCESSORIES

Speed Booster



- The Speed Booster increases the speed of the Tugger to pull approximately twice as fast as normal.
- For use with the Greenlee Ultra Tugger 5 and Ultra Tugger 8 cable pullers only.
- Increases productivity on lower force runs and during the initial phase of a high force pull.
- Automatically switches to low speed at 2,500 lbs. (11.1 kN) to protect the puller motor.
- Ultra Tugger adapter cord and plug included.

CAT. NO.	UPC NO.	DESCRIPTION
03561	03561	Ultra Tugger Speed Booster
04884	04884 B	Ultra Tugger Cord and Plug Kit

SPECIFICATIONS

Capacity	0 to 2,500 lbs. (11.1 kN) pulling force in high speed mode
Dimensions	Height: 9.5" (241.3 mm); Width 13" (330.2 mm); Depth: 15.5" (393.7 mm)
Weight	46 lbs. (20.9 kg)
Pulling Speed, Ultra Tugger 5	No Load - 28 fpm (8.5 mpm); At 1200 lbs. (5.3 kN) - 25 fpm (7.6 mpm)
Pulling Speed, Ultra Tugger 8	No Load - 18 fpm (5.5 mpm); At 2000 lbs. (8.8 kN) - 16 fpm (4.9 mpm)
Power	115 VAC, 15A Input; 115/230 VAC, 15/6A Output

Slip-in Couplings



Included in most packages

Optional

- Use to attach the Versi-Boom™ to the conduit.
- Couplings slip into the conduit and pin to the Versi-Boom.
- For use with the Versi-Boom system only.

CAT. NO.	UPC NO.	SIZE	WEIGHT
00804	00804	2.5"	6 lbs (2.7 kg)
00811	00811	3"	7 lbs (3.2 kg)
00815	00815	3.5"	9 lbs (4.1 kg)
00820	00820	4"	11 lbs (5 kg)
00827	00827	5"	13 lbs (5.8 kg)

SPECIFICATIONS

Size	2-1/2" - 5" EMT, IMC or Rigid
Weight	00804 - 6 lbs. (2.7 kg) 00811 - 7 lbs. (3.2 kg) 00815 - 9 lbs. (4.1 kg) 00820 - 11 lbs. (5 kg) 00827 - 13 lbs. (5.8 kg)

Screw-on Couplings



Included in the 6805 package.

Adapter

Optional


- Use to attach the Versi-Boom™ to the conduit when pulling from overhead.
- The coupling and adapter threads onto the conduit and pins to the Versi-Boom.
- The screw-on coupling and adapter must be used together. One adapter fits all of the screw-on couplings.

CAT. NO.	UPC NO.	DESCRIPTION
00868	00868	Screw-on Coupler Set for 2-1/2", 3", 3-1/2", and 4" conduit
03661	03661	Optional Screw-on Coupling for 2" conduit
00781	00781	Optional Screw-on Coupling for 2-1/2" conduit

SPECIFICATIONS

Size	2-1/2" - 4" EMT, IMC or Rigid
Weight	00868 - 22 lbs. (10.0 kg) 00781 - 3 lbs. (1.36 kg)

Deluxe Force Gauge




- Measures tension on the rope, to an accuracy of $\pm 5\%$.
- Accuracy is not affected by initial rope size, or the change in rope size as it is loaded.
- 0-10 VDC Analog output to optional strip chart recorder for permanent record of pulling force.
- Switchable 120VAC receptacle for chart recorder.
- Use with pulling rope up to 7/8" diameter (22.2 mm) maximum. Also use with Kevlar® tape.
- Use with 6805, 6802, 6505, 6503, 6005, 6004, 645 and 643.

CAT. NO.	UPC NO.	DESCRIPTION
00967	00967	Deluxe Force Gauge
33901	33901	A Strip Chart Recorder
22410	22410	R Fan Fold Chart Paper- 15 pack
22451	22451	R Recorder Pens- 5 pack

SPECIFICATIONS

- Deluxe Force Gauge** Accuracy $\pm 5\%$
- Use with any puller that uses Versi-Boom system.
Including : 6805, 6805-22, 6505-22, 6503, 6005, 6004, 645 and 643

Hook Sheaves for any Greenlee Cable Puller



- For use with any Greenlee cable puller.
- Strong, welded steel frames.
- Forged steel closure type hooks with 1" (25.4 mm) opening.
- All three sheaves are aluminum alloy with self-lubricating bearings.

SHEAVE DIAMETER	8012		8018		8024	
	12" (304.8 mm)		18" (457.2 mm)		24" (609.6 mm)	
DESCRIPTION	CAT. NO.	UPC NO.	CAT. NO.	UPC NO.	CAT. NO.	UPC NO.
Roll Pin	50700	50700	50700	50700	50700	50700
Sheave Pin	00838	00838	00846	00846	00850	00850
Sheave Pin Clip	50302	50302	50302	50302	50302	50302
Sheave Unit	00843	00843	00844	00844	00845	00845
Yoke Frame	00854	00854	00855	00855	00856	00856

SPECIFICATIONS

CAT. NO.	UPC NO.	OUTSIDE DIAMETER	INSIDE RADIUS	WIDTH	WEIGHT	MAXIMUM RATED CAPACITY
8012	00872	12" (304.8 mm)	3-7/8" (98.4 mm)	5" (127 mm)	28 lbs (12.7 kg)	8,000 lbs. (35.8 kN)
8018	00873	18" (457.2 mm)	7" (177.8 mm)	6" (152.4 mm)	44 lbs (19.9 kg)	8,000 lbs. (35.8 kN)
8024	00874	24" (609.6 mm)	9-7/8" (250.8 mm)	6-1/2" (165.1 mm)	67 lbs (30.3 kg)	8,000 lbs. (35.8 kN)

Foot Switch for Cable Pullers



- Use with UT2, 640, 6001, 6500 or 6800 cable pullers to add foot control.
- Foot pressure required to operate.

CAT. NO.	UPC NO.	DESCRIPTION
445	24821	Foot Switch

SPECIFICATIONS

Power Source	120 VAC
Weight	9.5 lbs. (4.3 kg)

Hook-Type Sheaves for UT2® and Tugger®



- Strong, welded steel frames.
- Forged steel closure-type hooks with 1" (25.4 mm) opening.
- 5" (127 mm) wide aluminum alloy sheaves with self-lubricating bearings.
- Select a sheave with a maximum rated capacity that meets or exceeds the cable puller's maximum pulling force.

CAT. NO.	UPC NO.	DESCRIPTION
650	15324	6" (152.4 mm) dia. Hook Sheave with 1-1/2" (38.1 mm) minimum radius
651	15325	12" (304.8 mm) dia. Hook Sheave with 3-5/16" (84.1 mm) minimum radius
653	15327	24" (609.6 mm) dia. Hook Sheave with 9-13/16" (249.2 mm) minimum radius
652	15326	18" (457.2 mm) dia. Hook Sheave with 7" (177.8 mm) minimum radius

SPECIFICATIONS

Maximum Rated Capacity	4,000 lbs. (17.8 kN)
Weight	650 - 8.8 lbs. (4 kg) 651 - 15 lbs. (6.8 kg) 652 - 25 lbs. (11.3 kg) 653 - 35 lbs. (15.9 kg)

SHEAVE	650		651		652		653	
DIAMETER	6" (152.4 mm)		12" (304.8 mm)		18" (457.2 mm)		24" (609.6 mm)	
DESCRIPTION	CAT. NO.	UPC NO.	CAT. NO.	UPC NO.	CAT. NO.	UPC NO.	CAT. NO.	UPC NO.
Sheave Pin	16797	16797	16797	16797	16797	16797	16797	16797
Sheave Pin Clip (2)	50302	50302	50302	50302	50302	50302	50302	50302
Sheave	15362	15362	15358	15358	15363	15363	15364	15364
Sheave Bushing (2)	16798	16798	16798	16798	16798	16798	16798	16798
Yoke Frame	16799	16799	16800	16800	16801	16801	16802	16802

Right-Angle Twin Yoke Sheave for UT2® and Tugger®



- 9-13/16" (249 mm) minimum radius.
- Strong welded steel yokes.
- Forged steel closure type hook with 1" (25.4 mm) opening.
- 5" (127 mm) wide aluminum alloy sheave with self-lubricating bearings.
- Yokes rotate independently to fit various setups.
- Use with any cable puller whose maximum pulling force is 4,000 lbs. (17.8 kN) or less.

CAT. NO.	UPC NO.	DESCRIPTION
639	17265	Right Angle Twin Yoke Sheave with 9-13/16" (249 mm) minimum radius


SPECIFICATIONS

Maximum Rated Capacity	4,000 lbs. (17.8 kN)
Weight	45 lbs. (20.4 kg)

SHEAVE	639		QUANTITY
DESCRIPTION	CAT. NO.	UPC NO.	
Sheave Pin	17266	17266	1
Sheave Pin Clip	50302	50302	2
Sheave	15364	15364	1
Sheave Bushing	16798	16798	2
Yoke Frame	17299	17299	2

NOTE: Rope is a very critical link in the cable pulling system. See page 155 for proper pulling rope selection.

Radius Cable Sheaves for UT2® and Tugger®



- Welded steel frame with a series of sheaves to form a large radius.
- Yokes with cast steel closure-type hooks with a 1" (25.4 mm) opening.
- 5" (127 mm) wide aluminum alloy sheaves.
- Use with any cable puller whose maximum pulling force is 4,000 lbs. (17.8 kN) or less.

CAT. NO.	UPC NO.	DESCRIPTION
636	17255	16" (406.4 mm) Radius Cable Sheave with 4 sheave wheels
637	17260	24" (609.6 mm) Radius Cable Sheave with 6 sheave wheels
638	17263	36" (914.4 mm) Radius Cable Sheave with 8 sheave wheels
631	21572	48" (1219 mm) Radius Cable Sheave with 10 sheave wheels

SPECIFICATIONS

Maximum Rated Capacity	4,000 lbs. (17.8 kN)
Weight	631 - 115 lbs. (52 kg)
	636 - 49 lbs. (22 kg)
	637 - 63 lbs. (29 kg)
	638 - 85 lbs. (39 kg)

SHEAVE RADIUS DESCRIPTION	636 16" (406.4 mm)			637 24" (609.6 mm)			638 36" (914.4 mm)			631 48" (1219 mm)		
	CAT. NO.	UPC NO.	QTY.	CAT. NO.	UPC NO.	QTY.	CAT. NO.	UPC NO.	QTY.	CAT. NO.	UPC NO.	QTY.
Sheave Pin	17256	17256	4	17256	17256	6	17256	17256	8	17256	17256	10
Sheave Pin Clip	50302	50302	8	50302	50302	12	50302	50302	16	50302	50302	20
Sheave Bushing	16798	16798	2	16798	16798	2	16798	16798	2	16798	16798	2
Sheave	15362	15362	4	15362	15362	6	15362	15362	8	15362	15362	10
Yoke Frame	17257	17257	2	17257	17257	2	17257	17257	2	17257	17257	2
Frame	17258	17258	1	17261	17261	1	17264	17264	1	21573	21573	1

Triple Sheave Cable Guide for UT2®, Tugger® and Super Tugger®



- Adjustable center sheave for 19-1/2" (495 mm) or 36" (914 mm) radius.
- Forged steel closure type hook with 1-1/2" (38.1 mm) opening.
- Aluminum frames for light weight.
- Steel yoke is pinned for easy removal.
- 21-7/8" (555 mm) high, 24" (610 mm) long, 7-3/8" (187 mm) wide with 5" (127 mm) wide sheaves.
- Use with any cable puller whose maximum pulling force is 6,500 lbs. (28.9 kN) or less.

CAT. NO.	UPC NO.	DESCRIPTION
6036	31569	Triple Sheave Cable Guide

SPECIFICATIONS

Maximum Rated Capacity	6,500 lbs. (28.9 kN)
Weight	28 lbs. (12.7 kg)

SHEAVE DESCRIPTION	6036 CAT. NO.	UPC NO.	QUANTITY
Sheave Axle	31573	31573	3
Sheave Bolt	53091	53091	6
Sheave Bolt Washer	51434	51434	6
Sheave Pin	29600	29600	1
Sheave Pin Clip	50302	50302	2
Sheave Bushing	16798	16798	6
Sheave	15362	15362	3

Feeding Sheaves



- Yoke frame slides into the end of conduit and holds sheave, allowing the cable being fed into the conduit to smoothly roll over the sheave.
- 5" (127 mm) wide aluminum alloy sheave with self-lubricating bearings.
- Split tube for easy removal after cable is installed.
- See the Capacity Table (below).

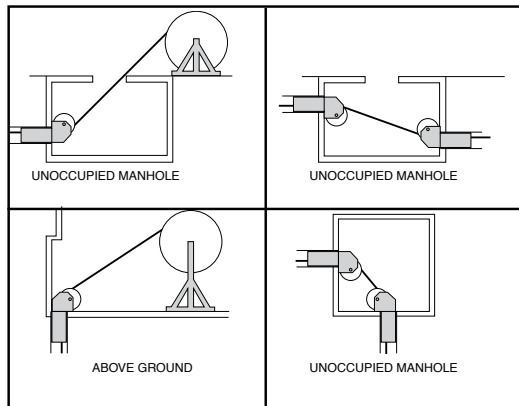
CAT. NO.	UPC NO.	DESCRIPTION
441-2	30183	Feeding Sheave for 2" conduit
441-2-1/2	30358	Feeding Sheave for 2-1/2" conduit
441-3	30188	Feeding Sheave for 3" conduit
441-3-1/2	30363	Feeding Sheave for 3-1/2" conduit
441-4	30347	Feeding Sheave for 4" conduit
441-5	30193	Feeding Sheave for 5" conduit

SPECIFICATIONS

Rated Capacity See Capacity Table Below for details.

Weight	Width of Shaft Opening
441-2 – 9 lbs. (4.5 kg)	441-2 – 1.24"
441-2-1/2 – 11 lbs. (5 kg)	441-2-1/2 – 1.37"
441-3 – 14 lbs. (6.4 kg)	441-3 – 1.79"
441-3-1/2 – 17 lbs. (7.7 kg)	441-3-1/2 – 1.75"
441-4 – 19 lbs. (8.6 kg)	441-4 – 1.99"
441-5 – 26 lbs. (11.8 kg)	441-5 – 2.23"


SHEAVE CONDUIT SIZE DESCRIPTION	441-2 2" CONDUIT		441-2-1/2 2-1/2" CONDUIT		441-3 3" CONDUIT		441-3-1/2 3-1/2" CONDUIT		441-4 4" CONDUIT		441-5 5" CONDUIT	
	CAT. NO.	UPC NO.	CAT. NO.	UPC NO.	CAT. NO.	UPC NO.	CAT. NO.	UPC NO.	CAT. NO.	UPC NO.	CAT. NO.	UPC NO.
Sheave Pin	25160	25160	25160	25160	25160	25160	25160	25160	25160	25160	25160	25160
Sheave Pin Clip (2)	50302	50302	50302	50302	50302	50302	50302	50302	50302	50302	50302	50302
Sheave	15362	15362	15362	15362	15362	15362	15362	15362	15362	15362	15362	15362
Frame	30184	30184	30359	30359	30189	30189	30364	30364	30346	30346	30194	30194



CAPACITY TABLE

ANGLE OF PULL	441-2	441-2-1/2	441-3	441-3-1/2	441-4	441-5
15°	1750 lbs. 7.7 kN	1900 lbs. 8.4 kN	6050 lbs. 26.9 kN	6500 lbs. 28.9 kN	6500 lbs. 28.9 kN	6500 lbs. 28.9 kN
30°	900 lbs. 4.0 kN	1000 lbs. 4.4 kN	3150 lbs. 14.0 kN	5050 lbs. 22.4 kN	6500 lbs. 28.9 kN	6500 lbs. 28.9 kN
45°	650 lbs. 2.8 kN	700 lbs. 3.1 kN	2200 lbs. 9.7 kN	3550 lbs. 15.7 kN	5200 lbs. 23.1 kN	6500 lbs. 28.9 kN
60°	500 lbs. 2.2 kN	550 lbs. 2.4 kN	1800 lbs. 8.0 kN	2900 lbs. 12.8 kN	4200 lbs. 18.6 kN	6000 lbs. 26.6 kN
75°	450 lbs. 2.0 kN	500 lbs. 2.2 kN	1600 lbs. 7.1 kN	2600 lbs. 11.5 kN	3650 lbs. 16.2 kN	5500 lbs. 24.4 kN
90°	450 lbs. 2.0 kN	500 lbs. 2.2 kN	1550 lbs. 6.8 kN	2500 lbs. 11.1 kN	3500 lbs. 15.5 kN	5250 lbs. 23.3 kN

Cable Puller Floor Mount for 640 Tugger® and 6001 Super Tugger®



- Unique floor mounting attachment for quick, reliable setups.
- Heavy-duty welded steel construction for use with all Greenlee cable pullers (except Ultra Tugger 8, Ultra Tugger 5, and 2001.)
- The only approved way to mount a cable puller to a concrete floor. Minimum 3,000 psi concrete required (205 bar).

CAT. NO.	UPC NO.	DESCRIPTION
6037	35605	Cable Puller Floor Mount with four (4) 35607 wedge anchors
35607	35607	5/8" x 6" (15.9 mm x 152 mm) Wedge Anchor

SPECIFICATIONS

Maximum Rated Capacity	6,500 lbs. (28.9 kN)
Weight	2.9 lbs. (1.4 kg)

NOTE: Rope is a very critical link in the cable pulling system. See page 155 for proper pulling rope selection.

Nylon Cable Protector



- Fits in the end of conduit to shield the cable from sharp edges as it is being fed through.
- Rugged nylon resists abrasion.

CAT. NO.	UPC NO.	DESCRIPTION
488-2	32928	Nylon Cable Protector for 2" and 2-1/2" conduit
488-3	32929	Nylon Cable Protector for 3" - 6" conduit

SPECIFICATIONS		
Weight	488-2	- 0.08 lbs. (36 g)
	488-3	- 0.2 lbs. (90 g)

Manhole Sheaves for UT2®, Tugger® and Super Tugger®



- High-strength aluminum alloy frame for easy setup.
- Adjustable, a full range of sheave pin positions over the frame length to accommodate most manhole setups.
- 18" (457 mm) diameter aluminum alloy sheaves with 7" (178 mm) minimum radius and 5" (127 mm) width.
- Self-lubricating bearings for easier cable pulling.
- Available in 2 sizes and capacities.
- Select a sheave with maximum rated capacity that meets or exceeds the cable puller's maximum pulling force.

SPECIFICATIONS	
Maximum Rated Capacity	671 - 4,000 lbs. (17.8 kN) 6072 - 6,500 lbs. (28.9 kN)
Weight	671 - 104 lbs. (47.2 kg) 6072 - 190 lbs. (86.2 kN)

CAT. NO.	UPC NO.	DESCRIPTION
671	15345	10' (3 m) Manhole Sheave
6072	31395	12' (3.7 m) Manhole Sheave

Cable Guide



- Position where cables are being pulled over sharp edges.

CAT. NO.	UPC NO.	DESCRIPTION
489	32930	Nylon Cable Guide

SPECIFICATIONS	
Weight	489 - .5 lbs. (227 g)
Size	13" L x 3-1/4" W x 12" radius

International Tel: +1.815.397.7070
Fax: +1.815.397.9247

USA Tel: 800.435.0786
Canada Tel: 800.435.0786
Fax: 800.451.2632
Fax: 800.524.2853

Light Base Sheave

NEW



- Mounts directly to existing square light pole bolt patterns.
- Slotted mounting holes fit a wide range of bolt circle sizes.
- Tall enough to position sheave above most conduits.
- Rugged welded steel base structure.
- Allows user to install wires into outdoor light bases by pulling horizontally.
- Also can be used to feed wires into vertical light base conduit.


CAT. NO.	UPC NO.	DESCRIPTION
459	89800	Light Base Sheave

SPECIFICATIONS

Overall Height	14-1/2" (368 mm)
Weight	18 lbs. (8.2 kg)
Bolt Circle Capability	7.8" (198 mm) to 14.8" (376 mm) diameter
Maximum Mounting Bolt Dia.	1" (25 mm) diameter at 7.8" (198 mm) bolt circle 1-1/2" (38 mm) at 14.8" (376 mm) bolt circle

CABLE TRAY ACCESSORIES

Tray-Type Sheaves



- Steel frame easily attaches to cable tray up to 2" (50.8 mm) thick.
- Helps roll and guide tray pulls.
- Make tray pulls easier.
- 5" (127 mm) wide aluminum alloy sheaves with self lubricating bearings.

CAT. NO.	UPC NO.	DESCRIPTION
658	15332	Tray-Type Sheave
659	19094	Tray-Type Sheave

SPECIFICATIONS

Size	658 – 12" (304.8 mm) long	659 – 22" (558.8 mm) long
Weight	658 – 11 lbs. (5 kg)	659 – 17 lbs. (7.7 kg)

Cable Tray Rollers

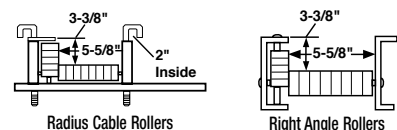
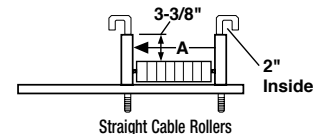
SPECIFICATIONS

Weight	2018S – 8 lbs. (3.6 kg)	2018R – 11 lbs. (5 kg)
	2024S – 10 lbs. (4.5 kg)	2024R – 12 lbs. (5.4 kg)
	2030S – 13 lbs. (5.9 kg)	2030R – 13 lbs. (5.9 kg)
	2036S – 15 lbs. (6.8 kg)	2036R – 14 lbs. (6.3 kg)
	20249R – 41 lbs. (18.6 kg)	20369R – 53 lbs. (24 kg)

- Installed up through the bottom of the tray for easy removal after the cable is installed.
- Individual rollers keep rolling with each cable even after several cables have been installed in the tray.
- Steel ball bearing rollers for long life and less friction.
- Steel welded frame.
- Adjustment slots and universal mounting brackets.

CAT. NO.	UPC NO.	DESCRIPTION
STRAIGHT CABLE ROLLERS		
2018S	27383	Straight Cable Roller for 12" - 18" (304.8 - 457.2 mm) wide tray
2024S	27384	Straight Cable Roller for 20" - 24" (508 - 609.6 mm) wide tray
2030S	27386	Straight Cable Roller for 24" - 30" (609.6 - 762 mm) wide tray
2036S	27387	Straight Cable Roller for 30" - 36" (762 - 914.4 mm) wide tray
RADIUS CABLE ROLLERS		
2018R	27388	Radius Cable Roller for 12" - 18" (304.8 - 457.2 mm) wide tray
2024R	27389	Radius Cable Roller for 20" - 24" (508 - 609.6 mm) wide tray
2030R	27390	Radius Cable Roller for 24" - 30" (609.6 - 762 mm) wide tray
2036R	27391	Radius Cable Roller for 30" - 36" (762 - 914.4 mm) wide tray
RIGHT ANGLE CABLE ROLLERS		
20249R	27392	Right Angle Rollers 24" (609.6 mm) radius 90°
20369R	27393	Right Angle Rollers 36" (914.4 mm) radius 90°

CAT. NO.	UPC NO.	DESCRIPTION
28170	28170	J-Hook



CAT. NO.	UPC NO.	DIMENSION A
2018S	27383	6-5/16" (160.3 mm)
2024S	27384	12-1/2" (317.5 mm)
2030S	27386	18-11/16" (474.7 mm)
2036S	27387	24-7/8" (631.8 mm)

Haines Cable Tray Rollers



- Highly economical system of 1-1/2" steel conduit spindles, high-impact ABS plastic rollers and simple clips.
- Rollers snap in and out of clips fast and easy.
- Mounting clips fit onto the top of most I-Beam and C-Channel trays, so existing wire isn't disturbed.
- 8" (203.2 mm) to 48" (1219.2 mm) wide rollers are available, using expandable roller halves and 3" (76.2 mm) PVC conduit.
- Use Greenlee Cable-Cream™ (see p. 157) to lube spindle and roller. This lubricant is compatible with all cable insulation types.

CAT. NO.	UPC NO.	DESCRIPTION	SIZE
31931	31931	Haines Roller	7" (177.8 mm) wide 6" (152.4 mm) dia.
31925	31925	Expandable Roller Half	Used to make 8" (203.2 mm) to 48" (1219.2 mm) wide roller
31926	31926	Coupling	3" (76.2 mm) long
31927	31927	Mounting Clip	Use with 1-1/2" Rigid Steel Conduit
31930	31930	Spindle (includes End Caps)	1-1/2" Rigid Conduit x 40" (1016 mm) long
31929	31929	End Cap	Fits 1-1/2" Rigid Conduit

CABLE PULLING ROPE AND TAPE

Kevlar® High-Strength Conduit Measuring Tape



Kevlar is a registered trademark of E. I. DuPont, Inc.


- Pull small cables or install pull rope for large cable pulling jobs.
- Made of Kevlar, will not rot or deteriorate. Can be left in ducts indefinitely for future use.
- Low stretch properties make measurements accurate.
- Printed measurements every foot from zero to 3000' (914 m).
- Use 406 Dispenser (see page 156).

CAT. NO.	UPC NO.	DESCRIPTION
39243	39243	Conduit Measuring Tape 1/4" x 3000' (6.4 mm x 914 m)
39244	39244	Conduit Measuring Tape 3/8" x 3000' (9.5 mm x 914 m)
39245	39245	Conduit Measuring Tape 1/2" x 3000' (12.7 mm x 914 m)

SPECIFICATIONS

Size	3000' (914 m)
Capacity	39243-1250 lbs. (5.56 kN) average breaking strength 39244-1800 lbs. (8.01 kN) average breaking strength 39245-2500 lbs. (11.12 kN) average breaking strength
Weight	39243: 10.5 lbs. (4.8 kg), 39244: 14.5 lbs. (6.6 kg), 39245: 18 lbs. (8.2 kg)

Polyester Measure/Pulling Tapes



- Durable and stretch-resistant tape for easily pulling and installing wire and fiber optic cables within PVC and HDPE ducts.
- Factory-lubricated to reduce burn-through in innerduct.
- Easy-to-read footage markings for quick and accurate measurements.
- Available in various tensile strengths for use in any application.

CAT. NO.	UPC NO.	DESCRIPTION
4435	10445	Polyester Measure/Pulling Tape 1,250 lbs. (5.56 kN)
4436	10446	Polyester Measure/Pulling Tape 1,800 lbs. (8.01 kN)
4437	10447	Polyester Measure/Pulling Tape 2,500 lbs. (11.12 kN)

SPECIFICATIONS

Cat. No.	Average Breaking Strength	Length	Approx. Width
4435	1,250 lbs. (5.56 kN)	3,000' (914 m)	1/2" (12.7 mm)
4436	1,800 lbs. (8.01 kN)	3,000' (914 m)	5/8" (15.9 mm)
4437	2,500 lbs. (11.12 kN)	3,000' (914 m)	3/4" (19.1 mm)

NOTE: Rope is a very critical link in the cable pulling system. See page 155 for proper pulling rope selection.

Conduit Measuring Tape and Dispenser



435 Measuring Tape shown on 434 Dispenser – sold separately.

- Fish and measure conduit runs in one operation.
- Permanently printed measurements every foot from zero to 3000' (914 m).
- Made of strong, waterproof polyester.
- Pay-out dispenser has anti-skid pads, handle and built-in cutter.

CAT. NO.	UPC NO.	DESCRIPTION
435	21562	Conduit Measuring Tape 3/16" × 3000' (4.8 mm × 914 m)
434	21875	Pay-Out Dispenser for 435 Conduit Measuring Tape

SPECIFICATIONS

Size	3000' (914 m)
Capacity	130 lbs. (578 kN) average breaking strength
Weight	435: 18.4 lbs. (8.3 kg), 434: 3.5 lbs. (1.6 kg)

Double-Braided Composite Rope for High Force Cable Pullers



- Custom-made to Greenlee specifications to provide 4:1 Safety Factor required for cable pulling.
- Double-braided inner core with an extra double-braided outer jacket for added strength and less stretch; white with green tracer.
- Rot and mildew resistant.
- Factory spliced eyes at both ends.
- Lowest stretch.
- Select a rope with a maximum rated capacity that meets or exceeds the cable puller's maximum pulling force.



ROPE DIAMETER	ROPE LENGTH	CAT. NO.	UPC NO.	MAXIMUM RATED CAPACITY	AVERAGE BREAKING STRENGTH	WEIGHT LBS.	kg	ROPE STAND	
FOR THE 805 PULLER									
3/8" (9.5 mm)	300'	91 m	450	23773	1200 lbs. 3.6 kN	3700 lbs. 16.4 kN	14.3	6.5	406
	600'	182 m	451	23775	1200 lbs. 3.6 kN	3700 lbs. 16.4 kN	31.0	14.3	644
	1,200'	365 m	452	23776	1200 lbs. 3.6 kN	3700 lbs. 16.4 kN	60.0	27.2	644
FOR THE UT2 PULLER									
1/2" (12.7 mm)	300'	91 m	455	23774	2,200 lbs. 8.9 kN	10,000 lbs. 44.4 kN	34	15.4	644
	600'	182 m	456	23777	2,200 lbs. 8.9 kN	10,000 lbs. 44.4 kN	75	34	644
FOR THE 640 PULLER									
9/16" (14.3 mm)	300'	91 m	35283	35283	4,000 lbs. 17.8 kN	16,000 lbs. 71.1 kN	28	12.7	644
	600'	182 m	35284	35284	4,000 lbs. 17.8 kN	16,000 lbs. 71.1 kN	63	28.6	644
	1,200'	365 m	35285	35285	4,000 lbs. 17.8 kN	16,000 lbs. 71.1 kN	130	59	†
FOR THE 6001 & 6501 (UT5) PULLER									
3/4" (19.1 mm)	300'	91 m	35098	35098	6,500 lbs. 28.9 kN	26,000 lbs. 115.6 kN	58	26.3	644
	600'	182 m	35100	35100	6,500 lbs. 28.9 kN	26,000 lbs. 115.6 kN	113	51.3	654
	1,200'	365 m	35101	35101	6,500 lbs. 28.9 kN	26,000 lbs. 115.6 kN	230	104.3	†
FOR THE 6800 (UT8) PULLER									
7/8" (22.2 mm)	300'	91 m	34136	34136	8,000 lbs. 35.6 kN	32,000 lbs. 142.3 kN	90	40.8	654
	600'	182 m	34137	34137	8,000 lbs. 35.6 kN	32,000 lbs. 142.3 kN	178	80.7	654
	1,200'	365 m	34138	34138	8,000 lbs. 35.6 kN	32,000 lbs. 142.3 kN	359	163.3	†

† This rope does not fit on a rope stand. Use reel jacks and a spindle to dispense. See pages 365-366

Rope Stands



654



405
(Rope not included)

- Use to organize and rewind rope.
- Welded steel with washer and spring clip to hold rope reel on stand.

ROPE STAND ROPE LENGTH	UPC NO.	ROPE DIAMETER							
		3/16" 4.8 mm	1/4" 6.4 mm	3/8" 9.5 mm	1/2" 12.7 mm	9/16" 14.3 mm	5/8" 15.9 mm	3/4" 19.1 mm	7/8" 22.2 mm
405 Rope Stand	21546								
250' (76 m) Rope		✓	✓						
600' (182 m) Rope		✓							
406 Rope Stand	21550								
300' (91 m) Rope				✓	✓				
600' (182 m) Rope			✓						
1,000' (305 m) Rope		✓	✓						
3,000' (914 m)									
Conduit Measuring Tape			✓	✓	✓				
Measuring Tape Cat./UPC No.			39243	39244	39245				
644 Rope Stand	15316								
300' (91 m)						✓	✓	✓	
600' (182 m)				✓	✓	✓	✓		
1,200' (365 m)				✓					
5,000' (1524 m)		✓							
654 Rope Stand	34362								
300' (91 m)									✓
600' (182 m)								✓	✓

CAPACITY

Rope Stand Model	Weight	Spindle Diameter	Maximum Reel Diameter	Maximum Reel Width
405	5.2 lbs (2.4 kg)	1.50" (38 mm)	10"	6"
406	7.8 lbs (3.5 kg)	0.62" (16 mm)	13'	9"
644	11 lbs (5 kg)	1.50" (38 mm)	17"	16"
654	32.1 lbs (14.6 kg)	1.90" (48 mm)	24"	19"

International Tel: +1.815.397.7070
Fax: +1.815.397.9247

Canada Tel: 800.435.0786
Fax: 800.524.2853

USA Tel: 800.435.0786
Fax: 800.451.2632

CABLE PULLING LUBRICANTS

Cable Pulling Lubricant Selection Guide



APPLICATION	Clear Lube™	Cable-Cream®	Cable-Gel®	Winter-Gel™	Fiber-Gel™
Temperature Range (°F)	20°F - 190°F	28°F - 190°F	32°F - 190°F	-25°F - 190°F	32°F - 190°F
Temperature Range (°C)	-6°C - 88°C	-2°C - 88°C	0°C - 88°C	-31°C - 88°C	0°C - 88°C
Base	Polymer	Wax	Polymer	Polymer	Polymer
Average Coefficient of Friction* in PVC Conduit	0.27	0.11	0.19	0.23	0.19
Average Coefficient of Friction* in EMT Conduit	0.29	0.17	0.27	0.21	0.19
Color	Clear	Yellow	Blue/Green	Blue	Orange
COMPATIBILITY (Cable Type)					
Rubber	✓	✓	✓	✓	✓
Neoprene	✓	✓	✓	✓	✓
Nylon	✓	✓	✓	✓	✓
PVC	✓	✓	✓	✓	✓
High-density or cross linked polyethylene	✓	✓	✓	✓	✓
Low-density polyethylene	✓	✓	✓	✓	✓
Semiconducting jacket	✓	✓	✓	✓	✓
Hypalon	✓	✓	✓	✓	✓

*COF determined using IEEE testing procedures. The lower the COF number, the less friction experienced when pulling.

Clear Lube™



LISTED

- Designed for use within electrical or datacom cable pulls.
- Clear and colorless for quick, easy clean-up.
- Excellent lubricity for fast pulls (.27-.29 COF).
- Environmentally safe, non-hazardous, non-toxic and non-corrosive.
- Easy to apply either by hand, brush or pump.



CAT. NO.	UPC NO.	DESCRIPTION
CLR-Q	10437	Clear Lube pulling lubricant, 1 quart (.95 l)
CLR-1	10438	Clear Lube pulling lubricant, 1 gallon (3.79 l)
CLR-5	10439	Clear Lube pulling lubricant, 5 gallon (18.93 l)

SPECIFICATIONS

Temperature Range Remains stable over a wide range of temperatures, 20° F to 190° F (-6° C to 88° C)

Polymer base with no silicon additives.

Average coefficient of friction (IEEE, 375-2 test procedure), .27 in PVC and .29 in EMT.

Three-year shelf life with no deterioration in lubricant.

Fishing & Cable Pulling

USA Tel: 800.435.0786
Fax: 800.451.2632

Canada Tel: 800.435.0786
Fax: 800.524.2853

International Tel: +1.815.397.7070
Fax: +1.815.397.9247

Cable-Cream® Cable Pulling Lubricant



SPECIFICATIONS

Weight	CRM-Q - 2.3 lbs. (1 kg)
	CRM-5 - 42 lbs. (19.1 kg)
	CRM-1 - 9.5 lbs. (4.3 kg)
Viscosity	30,000 - 45,000 CPS
PH Range	7.0 - 8.0

- Advanced formula, light yellow cream makes pulling faster and easier.
- Compatible with all cable insulation types.
- Dries slowly to a thin, non-conductive, non-hardening residue.
- Adheres well to the cable without messy dripping. Reduces waste.
- Cleans up easily. Non-staining.
- Won't break down or separate after exposure to freezing cold or blistering heat.
- Environmentally safe/non-hazardous.

CAT. NO. UPC NO. DESCRIPTION

CRM-Q	35207	Cable-Cream One Quart Squeeze Bottle (.95 l)
CRM-1	35208	Cable-Cream One Gallon (3.79 l)
CRM-5	35209	Cable-Cream 5 Gallons (18.93 l)

Cable-Gel® Cable Pulling Lubricant



SPECIFICATIONS

Weight	GEL-Q - 2.3 lbs. (1 kg)
	GEL-1 - 8.5 lbs. (3.9 kg)
	GEL-5 - 45 lbs. (20.4 kg)
	GEL-55 - 498 lbs. (225.9 kg)
Viscosity	8,000 - 12,000 CPS
PH Range	7.0 - 8.0

- Polymer-based, no silicon lubricant offers lower friction and easier pulling.
- Compatible with all cable insulation types.
- Cleans up quickly. Non-staining.
- Higher lubricity than competitive products.
- Will not cement itself to the pipe.
- Dries slowly.
- Can be applied by hand or pump.
- Will not break down or separate after exposure to heat or cold.
- Environmentally safe/non-hazardous.

CAT. NO. UPC NO. DESCRIPTION

GEL-Q	35211	Cable-Gel One Quart Squeeze Bottle (.95 l)
GEL-1	35212	Cable-Gel One Gallon (3.79 l)
GEL-5	35213	Cable-Gel 5 Gallons (18.93 l)
GEL-55	35214	Cable-Gel 55 Gallons (208.18 l)

Fiber-Gel™ Cable Pulling Lubricant



SPECIFICATIONS

Weight	FIBR-Q - 2.3 lbs. (1 kg)
	FIBR-1 - 8.5 lbs. (3.9 kg)
	FIBR-5 - 45 lbs. (20.4 kg)
Viscosity	2,000 - 3,000 CPS
PH Range	7.0 - 8.0

- Synthetic gel is specially designed for lightweight fast pulling of fiber optic cables.
- Compatible with all cable jackets.
- Cleans up easily.
- Environmentally safe.
- Operating range from 32° - 190° F (0°C - 88°C).
- Compatible with pre-lubricated innerducts.
- Dries slowly and leaves a long-lasting lubricating film.

CAT. NO. UPC NO. DESCRIPTION

FIBR-Q	02040	Fiber-Gel One Quart Squeeze Bottle (.95 l)
FIBR-1	02041	Fiber-Gel One Gallon (3.79 l)
FIBR-5	02045	Fiber-Gel 5 Gallons (18.93 l)

Winter-Gel™ Cable Pulling Lubricant



- Winter-Gel will not freeze until -25° F (-31° C).
- Reduces friction for easy pulling.
- Compatible with all cable insulation types.
- Cleans up quickly and easily.
- High lubricity.
- Can be used all year long.
- Environmentally safe.

CAT. NO.	UPC NO.	DESCRIPTION
WGEL-Q	35215	Winter-Gel Pulling Lube One Quart Squeeze Bottle (.95 l)
WGEL-1	35216	Winter-Gel Pulling Lube One Gallon (3.79 l)
WGEL-5	35217	Winter-Gel Pulling Lube 5 Gallons (18.93 l)

SPECIFICATIONS

Weight	WGEL-Q - 2.3 lbs. (1 kg)
	WGEL-1 - 9 lbs. (4.1 kg)
	WGEL-5 - 44 lbs. (20 kg)
Viscosity	10,000 - 14,000 CPS
PH Range	7.0 - 8.0

SWABS, BRUSHES, MANDRELS & SWIVELS

Lube Spreader Swab



- Spreads a coat of wire lubricant in duct before installation of cable.
- Cleans mud, dirt, and light debris from duct before pulling.
- Tapered shape permits bi-directional use.
- Will not damage inner walls of duct.

CAT. NO.	UPC NO.	DUCT SIZE		MAXIMUM DISK SIZE		MAXIMUM RATED CAPACITY		WEIGHT	
		INCH	mm	INCH	mm	LBS.	kN	LBS.	kg
16854	16854	2	50.8	1.75	44.5	4800	21.3	.5	.23
16856	16856	2.5	63.5	2.25	57.2	4800	21.3	.6	.27
16857	16857	3	76.2	2.75	69.9	4800	21.3	1.5	.68
16858	16858	3.5	88.9	3.25	82.6	4800	21.3	2.0	.91
16859	16859	4	102	3.75	95.3	4800	21.3	2.5	1.13
17370	17370	5	127	4.75	120.7	4800	21.3	3.5	1.59
17571	17571	6	152	5.75	146.1	4800	21.3	4.0	1.81

Wire Duct Brush




- Flat steel bristles for maximum cleaning of sand, grit and light obstructions from duct.
- Pulling eye on one end and smaller twisted eye on the other end for tailing line allows bi-directional use.
- Can be pulled to loosen dried material before using mandrels or spreader swabs.

CAT. NO.	UPC NO.	DUCT SIZE		MINIMUM DIAMETER		MAXIMUM RATED CAPACITY		WEIGHT	
		INCH	mm	INCH	mm	LBS.	kN	LBS.	kg
39274	39274	2	50.8	1.87	47.5	200	.89	.83	.38
39276	39276	2.5	63.5	2.38	60.5	200	.89	.83	.38
39278	39278	3	76.2	2.87	72.9	200	.89	.83	.38
39280	39280	3.5	88.9	3.38	85.9	200	.89	.90	.41
39282	39282	4	102	3.87	98.3	200	.89	.95	.43
39284	39284	5	127	4.87	123.7	200	.89	1.15	.52
39286	39286	6	152	5.87	149.1	200	.89	1.28	.58

NOTE: Rope is a very critical link in the cable pulling system. See page 155 for proper pulling rope selection.

Flexible Mandrel



- Useful for cleaning out mud, dirt, and light obstacles from ducts before installation of cable.
- Can be used around tight bends due to convex contacts between disks.
- Tapered profile allows pulling in either direction. Pulling eyes on both ends.
- Polyurethane disks do not damage inner walls of duct.

CAT. NO.	UPC NO.	DUCT SIZE		MAXIMUM DISK SIZE		MAXIMUM RATED CAPACITY		WEIGHT	
		INCH	mm	INCH	mm	LBS.	kN	LBS.	kg
39265	39265	2	50.8	1.88	47.7	2330	10.3	1	.45
39263	39263	2.5	63.5	2.19	55.6	2330	10.3	1	.45
39261	39261	3	76.2	2.81	71.4	2330	10.3	1.5	.68
39259	39259	3.5	88.9	3.25	82.5	4800	21.3	3.5	1.59
39257	39257	4	102	3.75	95.3	4800	21.3	4.5	2.04
39255	39255	5	127	4.69	119.1	4800	21.3	6	2.72
39288	39288	6	152	5.81	147.5	4800	21.3	8.5	3.85

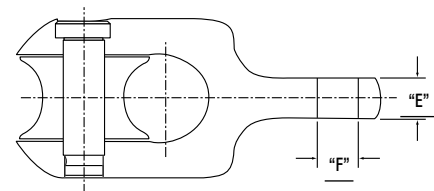
Rope-to-Swivel Connectors



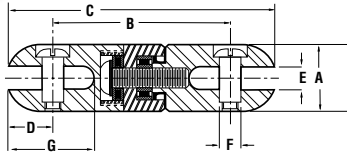
- Rope-to-swivel connectors connect the cable pulling rope, up to 1" (254 mm) in diameter, to the pulling swivel.
- Makes connecting the pulling rope and the pulling swivel easier.
- Connectors feature a removable sheave for rope eye.
- Select the connector with a maximum rated capacity that meets or exceeds the cable puller's maximum pulling force.

CAT. NO.	UPC NO.	MAX. RATED CAP. IN CONDUIT OR UNDERGROUND		MAX. RATED CAPACITY OVERHEAD		DIAMETER		LENGTH		"E"		"F"		USE ON SWIVEL
		LBS.	kN	LBS.	kN	IN.	mm	IN.	mm	IN.	mm	IN.	mm	
39905	39905	5,000	22.2	3,000	13.3	2	50.8	4-11/16	119	7/16	11.12	13/32	10.32	39107
39904	39904	7,000	31.1	4,200	18.6	2	50.8	4-11/16	119	1/2	12.7	1/2	12.7	39108
39903	39903	10,000	44.4	6,000	26.6	2	50.8	4-11/16	119	9/16	14.3	5/8	15.9	39109
39902	39902	10,000	44.4	6,000	26.6	2	50.8	4-11/16	119	11/16	17.5	11/16	17.5	39110

CAT. NO.	UPC NO.	DESCRIPTION
39849	39849	Sheave
39850	39850	Sheave Pin



Swivels

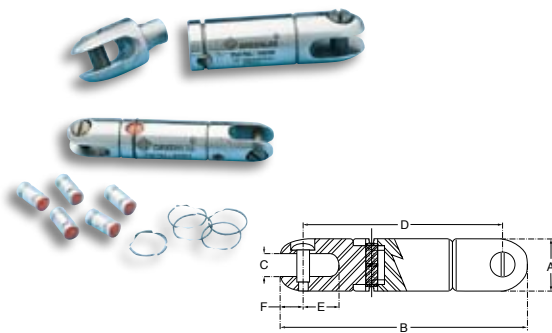


- Helps eliminate winding and tangling of rope and cable during pull.
- Connects grip and pulling rope.
- All stainless steel body construction.
- Efficient thrust and roller bearing construction allows smooth rotation, even under full load.
- Clevis pins are "shoulder bolt" style, so load on both sides of clevis is taken on the shoulder, not on the thread.
- Select the swivel with a maximum rated capacity that meets or exceeds the cable puller's maximum pulling force.

CAT. NO.	UPC NO.	MAXIMUM RATED CAPACITY		A		B		C		D		E		F		G		WEIGHT		REPLACEMENT* PIN KIT UPC NO.
		LBS.	kN	INCH	mm	INCH	mm	INCH	mm	INCH	mm	INCH	mm	INCH	mm	INCH	mm	LBS.	kg	
39106	39106	2,250	11.1	7/8	22.2	2-5/8	66.7	3-1/2	88.9	7/16	11.1	3/8	9.5	5/16	7.9	31/32	24.6	.4	.16	39112
39107	39107	5,000	22.2	1-1/4	31.8	3-1/16	77.8	4-1/8	104.5	17/32	13.5	1/2	12.7	13/32	10.3	1-9/32	32.5	1.0	.45	39113
39108	39108	7,000	31.1	1-3/8	34.9	3-9/32	83.3	4-17/32	115.1	5/8	15.9	9/16	14.3	1/2	12.7	1-3/8	34.9	1.0	.45	39114
39109	39109	10,000	44.4	1-5/8	41.3	3-15/16	100	5-7/16	138.1	3/4	19.1	5/8	15.9	5/8	15.9	1-23/32	43.7	2.0	.91	39115
39110	39110	15,000	66.7	2	50.8	4-11/16	119.1	6-9/16	166.7	15/16	23.8	3/4	19.1	11/16	17.5	2	50.8	4.0	1.81	39116
39111	39111	25,000	111.2	2-3/8	60.3	5-11/16	144.5	8-7/16	214.3	1-3/16	30.2	1	25.4	7/8	22.2	2-25/32	70.6	7.0	3.18	39117

* Replacement Pin Kits contain two (2) Replacement Pins

Breakaway Swivels



BREAKAWAY PIN KITS

CAT. NO.	UPC NO.	BREAKING POINT LBS.	BREAKING POINT kN	COLOR CODE	USE WITH
39294	39294	200 lbs.	0.9 kN	WHITE	
39295	39295	400 lbs.	1.8 kN	YELLOW	39290
39296	39296	600 lbs.	2.7 kN	ORANGE	5/8" Swivel
39297	39297	675 lbs.	3.0 kN	BLACK	
39302	39302	200 lbs.	0.9 kN	WHITE	
39303	39303	400 lbs.	1.8 kN	YELLOW	39298
39304	39304	600 lbs.	2.7 kN	ORANGE	7/8" Swivel
39306	39306	800 lbs.	3.6 kN	GREY	
39308	39308	1000 lbs.	4.4 kN	RED	

- Acts as a mechanical fuse, breaking away at a preset load to prevent damage to expensive cable.
- Breakaway pins can be replaced to change breakaway values.

BREAKAWAY SWIVEL BODY ONLY

CAT. NO.	UPC NO.	A		B		C		D		E		F	
		INCH	mm	INCH	mm	INCH	mm	INCH	mm	INCH	mm	INCH	mm
39290	39290	5/8	15.9	3-7/32	81.8	9/32	7.1	2-23/32	69.1	7/16	11.1	1/4	6.4
39298	39298	7/8	22.2	4-7/32	107.2	3/8	9.5	3-11/32	84.9	17/32	13.5	5/16	7.9

* Pins sold in bags of 10 only. * Breakaway values are ±15%.

Rope Clevis

For forged eye grips



578

For forged eye grips



579

For flexible eye grips



678

- Removable bolt and rope sheave.
- Removable grip eye bolt.
- Select the clevis with a rating that meets or exceeds the cable puller's maximum pulling force.
- Removable sheave for rope eye.

CAT. NO. UPC NO. DESCRIPTION

578	31910	Rope Clevis
579	31905	Rope Clevis
678	19524	Rope Clevis

SPECIFICATIONS

Maximum Rated Capacity	Weight	Length	Width	Inside Diameter
578 – 6,500 lbs. (28.9 kN)	0.9 lbs. (408 g)	3.0" (76 mm)	1.406" (36 mm)	1.25" (32 mm)
579 – 10,000 lbs. (44.4 kN)	1.3 lbs. (589 g)	3.5" (89 mm)	1.84" (47 mm)	1.5" (38 mm)
678 – 6,500 lbs. (28.9 kN)	1.3 lbs. (589 g)	3.5" (89 mm)	1.75" (44 mm)	0.94" (24 mm)

GRIPS

Set Screw Clamp Pulling Grips



624L

624S

Each grip has two opposed set screws that provide positive locking. Openings in wire grip should be 50% filled with wire to assure slip-proof grip.

- Use to pull in 2" (50.8 mm) or larger conduit.
- Type of pulls: heavy, long runs.
- Type of grip: Flexible eye 1/4" (6.4 mm) diameter galvanized steel aircraft cable connected to 2 cable receptacles with 5/8" (15.9 mm) diameter opening and 2 clamping set screws.
- Select pulling grips with a maximum-rated capacity that meets or exceeds the cable puller's maximum pulling force.
- Minimum cable diameter is 3/8".

CAT. NO.	UPC NO.	DESCRIPTION
629	31855	Pulling Grip with Clevis includes 624S, 624L and 678 clevis - 4 clamp
624	31908	Pulling Grip includes 624S and 624L - 2 clamp each
624S	31866	Short Pulling Grip - 2 Clamp
624L	31867	Long Pulling Grip - 2 Clamp
51208	51208	R Grip Allen Wrench
52352	52352	R Grip Set Screw (2 per clamp), 629 and 624 - 8 for each grip 624L and 624S - 4 for each grip.


SPECIFICATIONS

Maximum Rated Capacity	Weight
629 - 6,500 lbs. (28.9 kN)	629 - 5 lbs. (2.3 kg)
624 - 6,500 lbs. (28.9 kN)	624 - 3.5 lbs. (1.5 kg)
624S - 3,250 lbs. (14.5 kN)	624S - 2 lbs. (.9 kg)
624L - 3,250 lbs. (14.5 kN)	624L - 2.1 lbs. (1 kg)

Set Screw Clamp-Type Pulling Grip




- Use to pull in 2" (50.8 mm) or larger conduit.
- Type of pull: light and medium.
- Type of grip: Flexible eye 1/4" (6.3 mm) diameter galvanized steel aircraft cable connected to a cable receptacle with a 5/8" (15.9 mm) diameter opening and 2 clamping set screws.

CAT. NO.	UPC NO.	DESCRIPTION
504	23665	Set Screw Clamp-Type Pulling Grip
52352	52352	Grip Set Screw (2 per clamp), 629 and 624 - 8 for each grip 624L and 624S - 4 for each grip.
51208	51208	 3/8" Allen Wrench

SPECIFICATIONS

Capacity	1,750 lbs. (7.7 kN)
Weight	1.2 lbs. (.5 kg)
Size	Receptacle - 5/8" (15.9 mm)

Cable Preparation Instructions for Set Screw Clamp-Type Pulling Grips



Strip cable approximately 3" (76 mm) of insulation off the end of the cable to be pulled. **NOTE:** The grip head should not be more than 60% filled nor less than 40% filled to assure that the set screw does not project above the surface of the grip body when the set screws are tightened down.

The central core should be clipped away and the outer strands used in the grip head.

Using the Allen Wrench provided, back out the set screws far enough to accommodate the stripped cables.

Insert the bare wire strands into the grip head as far as they will go.

Tighten both set screws in each grip securely against the conductors.

CAUTION: If the set screws extend above the surface of the gripping head, damage to the conduit could result. To prevent this, wrap the head with electrical tape.

Pulling Grip Selection Guide

How to select correct pulling grip:

1. Select the type of grip needed.
2. Select the size of grip needed (see below).
3. Select a grip with maximum rated capacity that meets or exceeds the cable puller's maximum pulling force.

1. SELECT THE TYPE OF GRIP NEEDED.

GRIP TYPE	DESCRIPTION	TYPE OF EYE	SIZE RANGE DIA. INCHES (mm)	MAX. RATED CAPACITY – LBS. (kN)	USE TO PULL
Junior Grips	Single weave galvanized steel mesh	Flexible	.19-1.24 (4.8-31.5)	708 (3.5)	In conduit or tray – Building wire by hand.
Light Duty Grips	Single weave galvanized steel mesh	Flexible	.50-3.99 (12.7-101.3)	2940 (13.1)	In conduit or tray – Light-duty applications, short easy runs.
T-Type Grips	Double weave galvanized steel mesh	Flexible	.50-3.99 (12.7-101.3)	6200 (27.6)	In conduit or tray – Medium-duty applications
K-Type Grips	Double weave galvanized steel mesh	Rotating forged	.50-6.99 (12.7-177.5)	9600 (42.7)	In conduit or tray – Heavy-duty applications, long hard runs.
Multiple Strength Grips	Triple to double to single weave galvanized steel mesh	Rotating forged	.25-3.99 (6.4-101.3)	9600 (42.7)	Overhead transmission lines – Bare or insulated conductors, wire rope.
Slack Grips Rod Closing	Double weave galvanized steel mesh – rod closing – offset eye	Flexible	.50-3.99 (12.7-101.3)	2400 (10.7)	Where end of conductor is not available. Can be pulled straight only, rod will not flex.

2. SELECT THE SIZE OF GRIP NEEDED.

After determining the type of grip needed, measure the diameter of the cable being pulled. If pulling more than one cable “of the same diameter,” refer to chart below for required grip diameter range. If pulling more than one cable “of different diameters,” bundle cables together, measure the circumference

and refer to the chart on bottom of this page for required grip diameter range. Once the cable diameter or required grip diameter is determined, refer to individual chart for type of grip chosen to locate Catalog/UPC number.

CABLES WITH THE SAME DIAMETER IN ONE GRIP*

2 CABLES DIA. EACH IN./(mm)	3 CABLES DIA. EACH IN./(mm)	4 CABLES DIA. EACH IN./(mm)	5 CABLES DIA. EACH IN./(mm)	6 & 7 CABLES DIA. EACH IN./(mm)	8 CABLES DIA. EACH IN./(mm)	9 CABLES DIA. EACH IN./(mm)	REQUIRED GRIP DIAMETER IN./(mm)
.30-.38/(7.6-9.7)	.25-.31/(6.4-7.9)	.22-.27/(5.6-6.9)	.19-.24/(4.8-6.1)	.17-.22/(4.3-5.6)	.15-.19/(3.8-6.1)	.14-.18/(3.6-4.6)	.50-.61/(12.7-15.5)
.38-.44/(9.7-11.2)	.31-.36/(7.9-9.1)	.27-.31/(6.9-7.9)	.24-.29/(6.1-7.4)	.22-.26/(5.6-6.6)	.19-.23/(6.1-5.8)	.18-.21/(4.6-5.3)	.62-.74/(15.7-18.8)
.44-.59/(11.2-15.0)	.36-.49/(9.1-12.4)	.31-.42/(7.9-10.7)	.29-.38/(7.4-9.7)	.26-.34/(6.6-8.6)	.23-.31/(5.8-7.9)	.21-.28/(5.3-7.1)	.75-.99/(19.1-25.1)
.59-.75/(15.0-19.1)	.49-.63/(12.4-16.0)	.42-.54/(10.7-13.7)	.38-.48/(9.7-12.2)	.34-.43/(8.6-10.9)	.31-.39/(7.9-9.9)	.28-.35/(7.1-8.9)	1.00-1.24/(25.4-31.5)
.75-.90/(19.1-22.9)	.63-.76/(16.0-19.3)	.54-.65/(13.7-16.5)	.48-.58/(12.2-14.7)	.43-.52/(10.9-13.2)	.39-.46/(9.9-11.7)	.35-.42/(8.9-10.7)	1.25-1.49/(31.8-37.8)
.90-1.07/(22.9-27.2)	.76-.89/(19.3-22.6)	.65-.77/(16.5-19.6)	.58-.67/(14.7-17.0)	.52-.60/(13.2-15.2)	.46-.54/(11.7-13.7)	.42-.49/(10.7-12.4)	1.50-1.74/(38.1-44.2)
1.07-1.22/(27.2-31.0)	.89-1.02/(22.6-25.9)	.77-.88/(19.6-22.4)	.67-.77/(17.0-19.6)	.60-.69/(15.2-17.5)	.54-.62/(13.7-15.7)	.49-.56/(12.4-14.2)	1.75-1.99/(44.5-50.5)
1.22-1.53/(31.0-39.9)	1.02-1.28/(25.9-32.5)	.88-1.10/(22.4-27.9)	.77-.96/(19.6-24.2)	.69-.86/(17.5-21.8)	.62-.77/(15.7-19.6)	.56-.71/(14.2-18.0)	2.00-2.49/(50.8-63.2)
1.53-1.83 / (38.9-46.5)	1.28-1.53/(32.5-38.9)	1.10-1.32/(27.9-33.5)	.96-1.16/(24.2-29.5)	.86-1.03/(21.8-26.2)	.77-.93/(19.6-23.6)	.71-.85/(18.0-21.6)	2.50-2.99/(63.5-75.9)
1.83-2.14/(46.5-54.4)	1.53-1.79/(38.9-45.5)	1.32-1.54/(33.5-39.1)	1.16-1.35/(29.5-34.3)	1.03-1.20/(26.2-30.5)	.93-1.08/(23.6-27.4)	.85-.99/(21.6-25.1)	3.00-3.49/(76.2-88.6)
2.14-2.44 / (54.4-62.0)	1.79-2.05/(45.5-52.0)	1.54-1.76/(39.1-44.7)	1.35-1.54/(34.3-39.1)	1.20-1.37/(30.5-34.8)	1.08-1.24/(27.4-31.5)	.99-1.13/(25.1-28.7)	3.50-3.99/(88.9-101.3)
2.44-2.75/(62.0-69.9)	2.05-2.30/(52.0-58.4)	1.76-1.98/(44.7-50.3)	1.54-1.74/(39.1-44.2)	1.37-1.55/(34.8-39.4)	1.24-1.39/(31.5-35.3)	1.13-1.27/(28.7-32.3)	4.00-4.49/(101.6-114.0)
2.75-3.06/(69.9-77.7)	2.30-2.56/(58.4-65.0)	1.98-2.20/(50.3-55.9)	1.74-1.93/(44.2-49.0)	1.55-1.72/(39.4-43.7)	1.39-1.55/(35.3-39.4)	1.27-1.41/(32.3-35.8)	4.50-4.99/(114.3-126.7)

* Split grips require the next larger size.

MEASURE THE CIRCUMFERENCE OF THE WIRE BUNDLE

CIRCUMFERENCE RANGE		REQUIRED GRIP DIAMETER	
INCH	mm	INCH	mm
1.57- 1.95	39.9- 49.5	.50- .61	12.7- 15.5
1.95- 2.36	49.5- 59.9	.62- .74	15.8- 18.8
2.36- 3.14	59.9- 79.8	.75- .99	19.1- 25.1
3.14- 3.93	79.8- 99.8	1.00-1.24	25.4- 31.5
3.93- 4.71	99.8-119.6	1.25-1.49	31.8- 37.8
4.71- 5.50	119.6-139.7	1.50-1.74	38.1- 44.2
5.50- 6.28	139.7-159.5	1.75-1.99	44.5- 50.5
6.28- 7.85	159.5-199.4	2.00-2.49	50.8- 63.2
7.85- 9.42	199.4-239.3	2.50-2.99	63.5- 75.9
9.42-11.00	239.3-279.4	3.00-3.49	76.2- 88.6
11.00-12.57	279.4-319.3	3.50-3.99	88.9-101.3
12.57-14.14	319.3-359.2	4.00-4.49	101.6-114.0
14.14-15.71	359.2-399.0	4.50-4.99	114.3-126.7

R = REPLACEMENT PART **A** = ACCESSORY

NOTE: Rope is a very critical link in the cable pulling system. See page 155 for proper pulling rope selection.

Basket-Type Pulling Grip Sets




- Handy set gives you the size range you need.
- Have the correct grip on the job and save time.

CAT. NO.	UPC NO.	DESCRIPTION
30758	30758	Building Wire Junior Grip Set - diameter range .25" - 1.24" (6.4 - 31.5 mm). Consists of 30588, 30590, 30592, and 30594, 30584, 30586.
597	31482	T-Type Grip Set - diameter range .75" - 1.99" (19 - 50.5 mm). Consists of 30576, 30578, and 31010.
598	31483	T-Type Grip Set - diameter range 1.50" - 2.99" (38.1 - 75.9 mm). Consists of 31010, 30580 and 31012.
599	31484	T-Type Grip Set - diameter range .75" - 2.99" (19 - 75.9 mm). Consists of 30576, 30578, 31010, 30580 and 31012.

SPECIFICATIONS

Capacity	30758 - (2) #14 to 4-1/0, .25" - 1.24" (6.4 - 31.5 mm) diameter 597 - 3-1/0 to 250 MCM, .75" - 1.99" (1.9 - 50.5 mm) diameter 598 - 3-350 MCM to 3-750 MCM, 1.50" - 2.99" (38.1 - 75.9 mm) diameter 599 - 3-1/0 to 3-750 MCM, .75" - 2.99" (1.9 - 75.9 mm) diameter
Weight	30758 - 1.2 lbs. (.5 kg) 597 - 6 lbs. (2.7 kg) 598 - 9.9 lbs. (4.5 kg) 599 - 13 lbs. (5.9 kg)

Junior Basket-Type Pulling Grips



- Use to pull in: conduit or tray.
- Type of pulls: building wire manually.
- Type of grip: single weave galvanized steel mesh with flexible pulling eye.
- Select the grip with a maximum rated capacity that meets or exceeds the cable puller's maximum pulling force.

CAT. NO.	UPC NO.	CABLE DIAMETER RANGE		MAXIMUM RATED CAPACITY		EYE LENGTH		MESH LENGTH	
		INCH	mm	LBS.	kN	INCH	mm	INCH	mm
30596	30596	.19 - .24	4.8 - 6.1	80	.3	3-1/4	82.6	4-1/4	108
30584	30584	.25 - .36	6.2 - 9.1	90	.4	3-1/4	82.6	4-1/4	108
30586	30586	.37 - .49	9.2 - 12.6	180	.8	3-3/4	95.3	7	177.8
30588	30588	.50 - .61	12.7 - 15.50	260	1.1	4-1/4	108	8-1/2	215.9
30590	30590	.62 - .74	15.6 - 18.9	390	1.7	5	127	10	254
30592	30592	.75 - .99	19 - 25.3	560	2.4	5-3/4	146	10	254
30594	30594	1.00 - 1.24	25.4 - 31.5	780	3.4	6-1/2	165.1	11-1/2	292.1

Light-Duty Basket-Type Pulling Grips



- Use to pull in: conduit or tray.
- Type of pulls: light-duty, short, easy runs.
- Type of grip: single weave galvanized steel mesh with flexible pulling eye.
- Select the grip with a maximum rated capacity that meets or exceeds the cable puller's maximum pulling force.

CAT. NO.	UPC NO.	CABLE DIAMETER RANGE		MAXIMUM RATED CAPACITY		EYE LENGTH		MESH LENGTH		
		INCH	mm	LBS.	kN	INCH	mm	INCH	mm	
STANDARD										
30536	30536	.50 - .61	12.7 - 15.5	560	2.5	5	127	16	406.4	
30538	30538	.62 - .74	15.6 - 18.9	560	2.5	5	127	16	406.4	
30540	30540	.75 - .99	19.0 - 25.3	800	3.5	6	152.4	20	508	
30542	30542	1.00 - 1.24	25.4 - 31.5	1360	6	7	177.8	20	508	
30544	30544	1.25 - 1.49	31.6 - 38	1360	6	7	177.8	21	533.4	
30546	30546	1.50 - 1.99	38.1 - 50.7	1360	6	8	203.2	23	584.2	
30548	30548	2.00 - 2.49	50.8 - 63.4	1700	7.5	9	228.6	25	635	
30550	30550	2.50 - 2.99	63.5 - 76.1	2120	9.4	9	228.6	27	685.8	
30552	30552	3.00 - 3.49	76.2 - 88.8	2940	13	10	254	30	762	
30554	30554	3.50 - 3.99	88.9 - 101.3	2940	13	10	254	32	812.8	

T-Basket-Type Pulling Grips



- Use to pull in: conduit or tray.
- Type of pulls: medium-duty.
- Type of grip: double weave galvanized steel mesh with flexible pulling eye.
- Select the grip with a maximum rated capacity that meets or exceeds the cable puller's maximum pulling force.

CAT. NO.	UPC NO.	CABLE DIAMETER RANGE		MAXIMUM RATED CAPACITY		EYE LENGTH		MESH LENGTH		
		INCH	mm	LBS.	kN	INCH	mm	INCH	mm	
SHORT										
30558	30558	.50 - .61	12.7 - 15.5	900	4	8	203.2	21	533.4	
30560	30560	.62 - .74	15.6 - 18.9	1120	4.9	8	203.2	24	610	
30562	30562	.75 - .99	19.0 - 25.3	1360	6	9	228.6	24	610	
30564	30564	1.00 - 1.49	25.4 - 38.0	1920	8.7	9	228.6	24	610	
30566	30566	1.50 - 1.99	38.1 - 50.7	3280	14.5	11	279.4	24	610	
30568	30568	2.00 - 2.49	50.8 - 63.3	3700	16.4	12	304.8	24	610	
30570	30570	2.50 - 2.99	63.5 - 76.1	4900	21.7	12	304.8	24	610	
30572	30572	3.00 - 3.49	76.2 - 88.8	4900	21.7	14	355.6	24	610	
30574	30574	3.50 - 3.99	88.9 - 101.3	6200	27.5	14	355.6	26	660.4	
STANDARD										
30576	30576	.75 - .99	19.0 - 25.3	1360	6	9	228.6	36	914.4	
30578	30578	1.00 - 1.49	25.4 - 38.0	1920	8.7	9	228.6	36	914.4	
31010	31010	1.50 - 1.99	38.1 - 50.7	3280	14.5	11	279.4	36	914.4	
30580	30580	2.00 - 2.49	50.8 - 63.3	3700	16.4	12	304.8	36	914.4	
31012	31012	2.50 - 2.99	63.5 - 76.1	4900	21.7	12	304.8	36	914.4	
30582	30582	3.00 - 3.49	76.2 - 88.8	4900	21.7	14	355.6	36	914.4	
31014	31014	3.50 - 3.99	88.9 - 101.3	6200	27.5	14	355.6	40	1016	

K Basket-Type Pulling Grips



- Use to pull in: conduit or tray.
- Type of pulls: heavy-duty, long, hard runs.
- Type of grip: double-weave galvanized steel mesh with flexible pulling eye.
- Select the grip with a maximum rated capacity that meets or exceeds the cable puller's maximum pulling force.

CAT. NO.	UPC NO.	CABLE DIAMETER RANGE		MAXIMUM RATED CAPACITY		EYE LENGTH		MESH LENGTH		ROTATING EYE DIA.	
		INCH	mm	LBS.	kN	INCH	mm	INCH	mm	INCH	mm
STANDARD											
30442	30442	.50 - .61	12.7 - 15.5	1120	4.9	5	127	16	406.4	7/8	22.2
30998	30998	.62 - .74	15.6 - 18.9	1360	6	5	127	16	406.4	7/8	22.2
30460	30460	.75 - .99	19.0 - 25.3	1920	8.5	6	152.4	32	812.8	1	25.4
31000	31000	1.00 - 1.49	25.4 - 38.0	3280	14.5	7	177.8	33	838.2	1-3/8	34.9
30462	30462	1.50 - 1.99	38.1 - 50.7	3280	14.5	7	177.8	34	863.6	1-3/8	34.9
31002	31002	2.00 - 2.49	50.8 - 63.3	5440	24.1	9	228.6	36	914.4	1-5/8	41.2
30464	30464	2.50 - 2.99	63.5 - 76.1	6600	29.3	10	254	38	965.2	1-7/8	47.6
31004	31004	3.00 - 3.49	76.2 - 88.8	8200	36.5	10	254	39	990.6	1-7/8	47.6
30466	30466	3.50 - 3.99	88.9 - 101.5	9600	42.7	10	254	41	1041.4	1-7/8	47.6
31006	31006	4.00 - 4.49	101.6 - 114.2	9600	42.7	10	254	42	1066.8	1-7/8	47.6
30468	30468	4.50 - 4.99	114.3 - 126	9600	42.7	10	254	58	1473.2	1-7/8	47.6
30470	30470	5.00 - 5.99	127 - 152.3	9600	42.7	10	254	60	1524	1-7/8	47.6

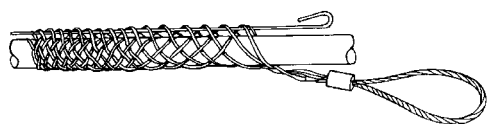
Multiple Strength Basket-Type Pulling Grips with Rotating Forged Eye



- Use to pull overhead transmission lines, bare or insulated conductors and wire rope.
- Type of pulls: heavy-duty, long distance.
- Triple, to double, to single weave galvanized steel mesh with rotating forged eye.
- Color coded for easy size identification.
- Select the grip with a maximum rated capacity that meets or exceeds the cable puller's maximum pulling force.

CAT. NO.	UPC NO.	CABLE DIAMETER RANGE		MAXIMUM RATED CAPACITY		COLOR CODE	EYE LENGTH		MESH LENGTH		ROTATING EYE DIAMETER	
		INCH	mm	LBS.	kN		INCH	mm	INCH	mm	INCH	mm
30474	30474	.25 - .49	12.7 - 15.5	1360	6	Dark Green	5	127	26	660.4	7/8	22.3
30476	30476	.50 - .74	15.6 - 18.9	2000	8.8	Brown	6	152.4	32	812.8	1	25.4
30478	30478	.75 - .99	19.0 - 25.3	2880	12.8	Light Blue	6	152.4	41	1041.4	1	25.4
30480	30480	1.00 - 1.24	25.4 - 31.5	4920	21.8	Gold	8	203.2	52	1320.8	1-3/8	34.9
30482	30482	1.25 - 1.49	31.6 - 38.0	6120	27.2	Black	8	203.2	56	1422.4	1-5/8	41.2
30484	30484	1.50 - 1.74	38.1 - 44.3	6120	27.2	Red	9	228.6	60	1524.0	1-7/8	47.6
30486	30486	1.75 - 2.24	44.4 - 56.9	9600	42.7	Dark Blue	10	254	70	1778.0	1-7/8	47.6
30502	30502	2.00 - 2.49	50.8 - 63.4	9600	42.7	Yellow	10	254	50	1270	1-7/8	47.6
30504	30504	2.50 - 2.99	63.5 - 76.1	9600	42.7	Orange	10	254	52	1320.8	1-7/8	47.6
30506	30506	3.00 - 3.49	76.2 - 88.8	9600	42.7	Aluminum	10	254	54	1371.6	1-7/8	47.6
30508	30508	3.50 - 3.99	88.9 - 101.3	9600	42.7	Light Green	10	254	56	1422.4	1-7/8	47.6

Split Mesh Rod Closing Basket-Type Slack Pulling Grips



- Use to pull when the end of the conductor is not available.
- Type of pulls: light and straight. The rod will not flex around bends.
- Single weave galvanized steel mesh with rod closing and an offset flexible eye.
- Select the grip with a maximum rated capacity that meets or exceeds the cable puller's maximum pulling force.

CAT. NO.	UPC NO.	CABLE DIAMETER RANGE		MAXIMUM RATED CAPACITY		EYE LENGTH		MESH LENGTH	
		INCH	mm	LBS.	kN	INCH	mm	INCH	mm
30658	30658	.50 - .61	12.7 - 15.50	300	1.3	7	177.8	6	152.4
31024	31024	.62 - .74	15.6 - 18.9	360	1.6	7	177.8	8	203.2
30660	30660	.75 - .99	19 - 25.3	440	1.9	7	177.8	10	254
31026	31026	1.00 - 1.24	25.4 - 31.5	680	3	8	203.2	12	304.8
30662	30662	1.25 - 1.49	31.6 - 38.0	900	4	8	203.2	14	355.6
31028	31028	1.50 - 1.74	38.1 - 44.3	1160	5.1	9	228.6	15	381
30664	30664	1.75 - 1.99	44.4 - 50.7	1520	6.7	10	254	16	406.4
31030	31030	2.00 - 2.49	50.8 - 63.4	1800	8	10	254	19	482.6
30666	30666	2.50 - 2.99	63.5 - 76.1	2200	9.7	10	254	20	508
31032	31032	3.00 - 3.49	76.2 - 88.8	2400	10.6	12	304.8	21	533.4
30668	30668	3.50 - 3.99	88.9 - 101.3	2400	10.6	12	304.8	24	610

NOTE: Rope is a very critical link in the cable pulling system. See page 155 for proper pulling rope selection.

Wire & Cable Termination

From battery to ratchet, if it needs to be cut, crimped or stripped, Greenlee's got the tool. Check out our cable cutter selection guides and handy cross reference charts to help you make the right choice. Whether you choose a powerful hand tool like the 774 High-Performance Ratchet Cable Cutter or the ES32 Battery-Powered Cable Cutter, you know you'll make the cut with Greenlee.

FEATURE PRODUCTS

173



NEW-E12CCX
Battery-Powered
Cable Crimper

180



774
Cable Cutter

191



NEW-EK628 6-Ton
Battery-Powered
Crimping Tool

200



NEW-EK121D
Dieless Crimping Tools



CCX

What Is CCX?

The Greenlee CCX three-step, 10-second function changeover. The easy, quick-release design makes changeovers this simple:



1 Just push the release buttons, and the blades slide right out of the easy-opening CCX head.



2 Alternate die adapters, cutter blades, or knockout punch adapters slide right in!



3 You're working again, with no lost time!



CCX—Exclusive Multipurpose Tools from Greenlee

Get more for your money and carry fewer tools – with CCX. This advanced line of multipurpose tools is designed to work with a wide variety of cutting blades and crimping die adapters, and a knockout punch adapter. Buy just one tool for countless electrical construction and maintenance jobs.

Cut

- Copper, aluminum, copperweld, and ACSR cable
- Guy strand, including EHS
- Threaded rod
- DIN rail

Crimp – 6-Ton Option

- Greenlee K22 & KA22
- Burndy W
- Kearney O
- Thomas & Betts 6Ton
- Blackburn OD
- Panduit CD2001
- For copper lugs and splices, use Greenlee dies up to 600 kcmil (MCM). For aluminum lugs & splices, use Greenlee dies up to 350 kcmil (MCM).*

Crimp – 12-Ton Option

- Greenlee KC12 & KA12
- Burndy U
- Penn-Union T
- ILSCO ILD
- Thomas & Betts 15500 Series
- Blackburn B & H
- Panduit CD-920
- Huskie HT41

Punch – use the knockout punch adapter with

- Standard Slug-Buster and Slug-Splitter punches
- Non-round punches

*UL and cUL classified to 600 kcmil (MCM) with Anderson, Blackburn®, Burndy, ILSCO, Panduit, Thomas & Betts, and Penn-Union copper color-coded connectors. UL & CUL classified to 350 kcmil (MCM) with Anderson, Blackburn®, Burndy, ILSCO, Panduit, Thomas & Betts, and Penn-Union aluminum color-coded connectors.

E12CCX & C12CCX Tool Capacities

CRIMPING

Copper Color-Coded Lugs and Splices: 750 kcmil
Aluminum Color-Coded Lugs and Splices: 750 kcmil
5/8" Service Entrance Connectors: 10-1/0 AWG
.840 Service Entrance Connectors: 1/0-4/0 AWG
Aluminum Overhead "H" taps: 6 AWG-500 kcmil
One Piece ACSR Tension Splices: 4 AWG-556.5 kcmil
Two Piece ACSR Tension Splices: 2 AWG-556.5 kcmil

CUTTING

Copper and Aluminum Cable: 1-1/2" (40 mm)
ACSR: 954 kcmil (Cardinal)
Standard Guy Strand: 5/8" (20 mm)
EHS Guy Strand: 1/2" (13 mm)
Ground Rod: 1/2" (13 mm)
Rebar (schedule 60): 1/2" (13 mm)
Threaded Rod: 1/4", 3/8", 1/2", 4 mm, 5 mm, 6 mm, 8 mm, 10 mm
DIN Rail: 35 x 7.5, 32 x 15 x 9, 35 x 15

PUNCHING

Round: 5-5/8" (144.1 mm) in 10 ga. mild steel
Rectangular: 2.677" x 5.433" (68.0 mm x 138.0 mm)
Square: 5.4333" x 5.433" (138.0 mm x 138.0 mm)
Accessories required to punch 4-1/2" through 5-5/8" 12185 Spacer, 04686 Bushing and 03170 Sleeve

ECCX, CCCX, HCCX, RCCX Tool Capacities

CRIMPING

Copper Color-Coded Lugs and Splices: 600 kcmil (MCM)
Aluminum Color-Coded Lugs and Splices: 350 kcmil (MCM)
5/8" Service Entrance Connectors: 10-1/0 AWG
.840 Service Entrance Connectors: 1/0-4/0 AWG
Aluminum Overhead "H" taps: 6-4/0 AWG
One Piece ACSR Tension Splices: 4-1/0 AWG
Two Piece ACSR Tension Splices: 2-4/0 AWG

CUTTING

Copper and Aluminum Cable: 1-1/2" (40 mm)
ACSR: 954 kcmil (MCM) (Cardinal)
Standard Guy Strand: 5/8" (20 mm)
EHS Guy Strand: 1/2" (13 mm)
Ground Rod: 1/2" (13 mm)
Rebar (schedule 60): 1/2" (13 mm)
Threaded Rod: 1/4", 3/8", 1/2", 4 mm, 5 mm, 6 mm, 8 mm, 10 mm
DIN Rail: 35 x 7.5, 32 x 15 x 9, 35 x 15

PUNCHING

Round: 2" conduit (2.42") (61.5 mm) in 10 ga. mild steel

Gator® Pro CCX Tools



NEW



E12CCX



ECCX11



CCCX11

6-Ton tools

When used with Greenlee KC22 and KA22 dies in combination with Anderson®, Blackburn®, FCI Burndy®, ILSCO®, Panduit®, Penn-Union® and Thomas & Betts® color-coded connectors, connections up to 600 kcmil (copper) and 350 kcmil (aluminum) are UL and cUL classified. These tools also accept Greenlee, Burndy®, Kearney®, Blackburn®, Panduit® and Thomas & Betts® dies used for 6-ton tools. They can drive knockout punches up through 2" diameter.

12-Ton tools

When used with Greenlee KC12 dies in combination with Anderson®, Blackburn®, FCI Burndy®, ILSCO®, Panduit®, Penn-Union® and Thomas & Betts® copper color-coded connectors, crimps on copper lugs up to 750 kcmil are UL and cUL classified. When used with Greenlee KA12 dies in combination with Anderson®, Blackburn®, FCI Burndy®, ILSCO®, Panduit®, Penn-Union® and Thomas & Betts® aluminum color-coded connectors, crimps on aluminum lugs up to 750 kcmil are UL and cUL classified. The tools also accept all industry "U" type dies. These tools drive knockout punches up through 5-5/8" diameter.

Battery-Powered and Corded Tool Features

- 350° rotating head adjusts to your work position.
- Lightweight, plus ergonomic angled handle for comfortable, low-stress use.
- Cycles in seconds with two-speed, hydraulic pump, maximizing productivity.
- Automatic retraction when crimping and cutting cycles are complete.
- Use optional CCX blades and adapters (see page 175).
- U.S. Patent #6,206,663, #6,532,790.

Battery-Powered Tool Features

- Nickel-metal hydride battery (NIMH) delivers up to 120 cycles per charge with the ECCX and 40 cycles per charge with the E12CCX.
- Includes two batteries, a choice of either a 120V, 12V, or 230V one-hour charger and a high-impact molded carrying case.

Corded Tool Features

- Operate directly from 120V 60Hz or 230V 50 Hz electrical outlets.
- No need to charge batteries or worry about running out of power.
- Equipped with 15 foot (5m) cord. Can be used with extension cords.
- Includes a high-impact molded carrying case.

Crimping dies on page 203-204.

SPECIFICATIONS	E12CCX	ECCX
Crimping Force	24,000 lb. (107 kN)	12,000 lb (53 kN) 6-Ton 12-Ton
Height	16-1/8" (371 mm)	14-3/4" (375 mm)
Length	13" (330 mm)	12-1/8" (308 mm)
Weight	14 lbs. (6.5 kg)	10.5 lbs. (4.8 kg)
Battery	12V, 2.6 Ah, NIMH	12V, 2.6 Ah, NIMH
Battery Charge Time	1 hour	1 hour

SPECIFICATIONS	C12CCX	CCCX
Crimping Force	24,000 lb. (107 kN)	12,000 lb (53 kN) 6-Ton 12-Ton
Height	16-1/8" (371 mm)	14-3/4" (375 mm)
Length	13" (330 mm)	12-1/8" (308 mm)
Weight	14 lbs. (6.5 kg)	10.5 lbs. (4.8 kg)
Operating Voltage	C12CCX11 (120V, 60 cycle AC) C12CCX22 (230V, 50 cycle AC)	CCCX11 (120V, 60 cycle AC) CCCX22 (230V, 50 cycle AC)

CAT. NO.	UPC NO.	DESCRIPTION
E12CCX11	11668	12-Ton Battery-Powered 12CCX tool, w/120V charger
E12CCX12	11669	12-Ton Battery-Powered 12CCX tool, w/12V charger
E12CCX22	11670	12-Ton Battery-Powered 12CCX tool, w/230V charger
C12CCX11	11666	12-Ton Corded 12CCX Tool, 120V, 60 Hz
C12CCX22	11667	12-Ton Corded 12CCX Tool, 230V, 50 Hz
ECCX11	07028	6-Ton Battery-Powered CCX tool, w/120V charger
ECCX12	07029	6-Ton Battery-Powered CCX tool, w/12V charger
ECCX22	07030	6-Ton Battery-Powered CCX tool, w/230V charger
CCCX11	01394	6-Ton Corded CCX Tool, 120V
CCCX22	01395	6-Ton Corded CCX Tool, 230V
12274	12274	A Carrying Strap
07063	07063	R Battery NIMH
07146	07146	R Carrying Case for ECCX
01562	01562	R Carrying Case for CCCX
03046	03046	R 120V Charger
03048	03048	R 12V Charger
03047	03047	R 230V Charger

See page 203-204 for crimping die adapters, cutting blades and knockout punch adapter on page 175

R = REPLACEMENT PART **A** = ACCESSORY

Wire & Cable Termination

USA Tel: 800.435.0786
Fax: 800.451.2632

Canada Tel: 800.435.0786
Fax: 800.524.2853

International Tel: +1.815.397.7070
Fax: +1.815.397.9247

HCCX Hand-Powered 6-Ton Hydraulic Tool



- 360° rotating head – comfortable to use at any jobsite.
- Lightweight, compact size makes it easy to carry and easy to use.
- Two-speed hydraulic pump for short cycle time.
- Automatic retraction when crimping and cutting cycles are complete.
- Includes a carrying case with spaces for blades and adapters.
- Uses all optional CCX blades and adapters (see page 175).
- U.S. Patents #6,206,663 and #6,532,790.

CAT. NO.	UPC NO.	DESCRIPTION
HCCX	07066	Hand-Powered Hydraulic CCX tool

Crimping dies on page 175

SPECIFICATIONS

Crimping Force	12,000 lb. (53 kN)
Length	20-3/4" (527 mm)
Weight	8 lbs. (3.6 kg)

Note: Not compatible with UA12T Adapter

RCCX Remote-Powered 6-Ton Hydraulic Tool



- Operates with standard, 10,000 psi (700 bar) hydraulic pumps.
- 3/8" male screw-type coupler, operating pressure 10,000 psi.
- Includes a carrying case with spaces for blades and adapters.
- Uses all optional CCX blades and adapters (see page 175).
- U.S. Patents #6,206,663 and #6,532,790.

CAT. NO.	UPC NO.	DESCRIPTION
RCCX	07067	Remote-powered hydraulic CCX tool

Crimping dies on page 175

SPECIFICATIONS

Crimping Force	12,000 lb. (53 kN)
Length	11-7/8" (302 mm)
Weight	5.2 lbs. (2.4 kg)
Hydraulic Couplers	3/8" Male screw-type
Max. Operating Pressures	10,000 psi (700 bar)

Note: Not compatible with UA12T Adapter

CCX Tool Accessories (optional, all in pairs except punch driver)



UA22



UC40



UCUNC38



UCD3215



UA12P

DIE ADAPTERS

CAT. NO.	UPC NO.	DESCRIPTION	ECCX	RCCX	E12CCX
			HCCX		
UA22	07062	Adapter for Greenlee K22 dies	✓		
UAK	07033	Adapter for Kearney "O", T&B "6 Ton", and Blackburn "OD" dies	✓		
UAW	07035	Adapter for Burndy "W" and Panduit "CD-2001" dies (equivalent to "D3" die)	✓		
UA12T	20158	R Adapter for "U" dies (included with tool)			✓

CABLE CUTTING BLADES

CAT. NO.	UPC NO.	DESCRIPTION	ECCX	E12CCX
UC26	06714	Cutter Blades AL & CU 1" capacity	✓	✓
UC40	07036	Cutter Blades AL & CU 1-1/2" capacity	✓	✓
UCACSR	07037	Cutter blades for ACSR & guy strand	✓	✓

THREADED ROD CUTTING BLADES

CAT. NO.	UPC NO.	DESCRIPTION	ECCX	E12CCX
UCUNC14	07038	Cutter blades for 1/4" threaded rod	✓	✓
UCUNC38	07039	Cutter blades for 3/8" threaded rod	✓	✓
UCUNC12	07274	Cutter blades for 1/2" threaded rod	✓	✓
UCM5	07053	Cutter blades for M5 threaded rod	✓	✓
UCM6	07050	Cutter blades for M6 threaded rod	✓	✓
UCM8	07051	Cutter blades for M8 threaded rod	✓	✓
UCM10	07052	Cutter blades for M10 threaded rod	✓	✓

DIN RAIL CUTTING BLADES

CAT. NO.	UPC NO.	DESCRIPTION	ECCX	E12CCX
UCD3575	07041	DIN rail cutter blades – 35 x 7.5	✓	✓
UCD3215	07042	DIN rail cutter blades – 32 x 15 x 9	✓	✓
UCD3515	07043	DIN rail cutter blades – 35 x 15	✓	✓
UPD6	01620	DIN Rail Punch (punches 15 mm x 6.2 mm hole in 35 x 7.5 and 35 x 15 DIN rail)	✓	✓

KNOCKOUT PUNCH ADAPTER

CAT. NO.	UPC NO.	DESCRIPTION	ECCX	E12CCX
UA12P	11890	Punch Driver Adapter* (accepts 3/4" draw stud)	✓	✓

*U.S. Patent #6,065,326

COPPER AND ALUMINUM CUTTING

Selection Guide for Copper & Aluminum Cable Cutters

CABLE SIZE		AWG	#8	#6	#4	#2	#1	1/0	2/0	3/0	4/0	250	300	350	400	500	600	750	1000	1500	2000	Page	
		mm ²	6	10	16	25	35	40	50	70	95	120	150	150	185	240	300	400	500	800	1000	No.	
BATTERY-POWERED & CORDED																							
E12CCX ECCX, CCCX C12CCX	Al	•	•	•	•	•	•	•	•	•	•	•	•	•	•	•	•	•	•	•	•	173	
	Cu	•	•	•	•	•	•	•	•	•	•	•	•	•	•	•	•	•	•	•	•		
	ACSR	•	•	•	•	•	•	•	•	•	•	•	•	•	•	•	•	•	•	•	•		
ES32	Al	•	•	•	•	•	•	•	•	•	•	•	•	•	•	•	•	•	•	•	•	177	
	Cu	•	•	•	•	•	•	•	•	•	•	•	•	•	•	•	•	•	•	•	•		
ES750	Al	•	•	•	•	•	•	•	•	•	•	•	•	•	•	•	•	•	•	•	•	177	
	Cu	•	•	•	•	•	•	•	•	•	•	•	•	•	•	•	•	•	•	•	•		
ESG50GL, CSG50GL	Al	•	•	•	•	•	•	•	•	•	•	•	•	•	•	•	•	•	•	•	•	178	
	Cu	•	•	•	•	•	•	•	•	•	•	•	•	•	•	•	•	•	•	•	•		
ESC85	Al	•	•	•	•	•	•	•	•	•	•	•	•	•	•	•	•	•	•	•	•	187	
	Cu	•	•	•	•	•	•	•	•	•	•	•	•	•	•	•	•	•	•	•	•		
HYDRAULIC																							
HCCX, RCCX	Al	•	•	•	•	•	•	•	•	•	•	•	•	•	•	•	•	•	•	•	•	174	
	Cu	•	•	•	•	•	•	•	•	•	•	•	•	•	•	•	•	•	•	•	•		
	ACSR	•	•	•	•	•	•	•	•	•	•	•	•	•	•	•	•	•	•	•	•		
750	Al	•	•	•	•	•	•	•	•	•	•	•	•	•	•	•	•	•	•	•	•	179	
	Cu	•	•	•	•	•	•	•	•	•	•	•	•	•	•	•	•	•	•	•	•		
RATCHET																							
759	Al	•	•	•	•	•	•	•	•	•	•	•	•	•	•	•	•	•	•	•	•	180	
	Cu	•	•	•	•	•	•	•	•	•	•	•	•	•	•	•	•	•	•	•	•		
760, 761	Al	•	•	•	•	•	•	•	•	•	•	•	•	•	•	•	•	•	•	•	•	180/181	
	Cu	•	•	•	•	•	•	•	•	•	•	•	•	•	•	•	•	•	•	•	•		
45206	Al	•	•	•	•	•	•	•	•	•	•	•	•	•	•	•	•	•	•	•	•	180	
	Cu	•	•	•	•	•	•	•	•	•	•	•	•	•	•	•	•	•	•	•	•		
45207	Al	•	•	•	•	•	•	•	•	•	•	•	•	•	•	•	•	•	•	•	•	180	
	Cu	•	•	•	•	•	•	•	•	•	•	•	•	•	•	•	•	•	•	•	•		
773	Al	•	•	•	•	•	•	•	•	•	•	•	•	•	•	•	•	•	•	•	•	181	
	Cu	•	•	•	•	•	•	•	•	•	•	•	•	•	•	•	•	•	•	•	•		
774	Al	•	•	•	•	•	•	•	•	•	•	•	•	•	•	•	•	•	•	•	•	181	
	Cu	•	•	•	•	•	•	•	•	•	•	•	•	•	•	•	•	•	•	•	•		
756	Al	•	•	•	•	•	•	•	•	•	•	•	•	•	•	•	•	•	•	•	•	179	
	Cu	•	•	•	•	•	•	•	•	•	•	•	•	•	•	•	•	•	•	•	•		
MANUAL																							
727	Al	•	•	•	•	•	•	•	•	•	•	•	•	•	•	•	•	•	•	•	•	182	
	Cu	•	•	•	•	•	•	•	•	•	•	•	•	•	•	•	•	•	•	•	•		
718, 718F	Al	•	•	•	•	•	•	•	•	•	•	•	•	•	•	•	•	•	•	•	•	182	
	Cu	•	•	•	•	•	•	•	•	•	•	•	•	•	•	•	•	•	•	•	•		
704	Al	•	•	•	•	•	•	•	•	•	•	•	•	•	•	•	•	•	•	•	•	182	
	Cu	•	•	•	•	•	•	•	•	•	•	•	•	•	•	•	•	•	•	•	•		
705	Al	•	•	•	•	•	•	•	•	•	•	•	•	•	•	•	•	•	•	•	•	182	
	Cu	•	•	•	•	•	•	•	•	•	•	•	•	•	•	•	•	•	•	•	•		
706	Al	•	•	•	•	•	•	•	•	•	•	•	•	•	•	•	•	•	•	•	•	182	
	Cu	•	•	•	•	•	•	•	•	•	•	•	•	•	•	•	•	•	•	•	•		

Note: • = Frequent use capacity 0 = maximum capacity

Gator® ES32 Battery-Powered Cable Cutter



- Small, light weight, ergonomic shape.
- Small size makes the ES32 an excellent tool for use inside panel boxes.
- Cutting blades automatically open when the cut is complete.
- Cutting head rotates 350° for access to tight spaces.
- Tool completes approximately 80 cutting cycles per battery charge. (Note: Cutting 500 kcmil cable requires two cycles per cut.)
- Hardened blades provide long life.
- Tool is equipped with two batteries, carrying case and either a 120 volt, 12 volt or 230 volt battery charger.

CAT. NO.	UPC NO.	DESCRIPTION
ES32-11	12114	ES32 Battery-Powered Cable Cutter w/120 volt Charger
ES32-12	12115	ES32 Battery-Powered Cable Cutter w/12 volt Charger
ES32-22	12116	ES32 Battery-Powered Cable Cutter w/230 volt Charger
12092	12092	R Movable Blade
12093	12093	R Fixed Blade
01975	01975	R 9.6v NiCd Battery
02019	02019	R Carrying Case
02178	02178	R 120V Charger
03048	03048	R 12V Charger
02180	02180	R 230V Charger

SPECIFICATIONS

Capacity	500 kcmil (240 mm ²) Cu or Al cable
Battery Voltage	9.6 volts NiCd
Length	15-3/4" (400 mm)
Weight	4 lbs. (1.8 kg)
Battery Charge Time	Approximately 50 minutes

Gator® ES750 Battery-Powered Cable Cutter



- Cuts 500 kcmil (MCM) copper cable in under 8 seconds.
- Compact design permits use in tight locations.
- Extra-heavy blades for clean cuts and long life.
- Makes approximately 20 cuts in 750 kcmil (MCM) per battery charge.
- Easy to switch between forward and reverse direction.
- 12 volt battery recharges in one hour.
- Includes battery charger, one battery and molded carrying case.
- Not for use on 500 kcmil or larger compact cable.
- Choice of a 120 volt or 230 volt battery charger.

CAT. NO.	UPC NO.	DESCRIPTION
ES750-11	45380	Battery-Powered Cable Cutter, 120 V Charger
ES750-22	45381	Battery-Powered Cable Cutter, 230 V Charger
45378	45378	R Extra 12 Volt NiCd Battery
45334	45334	R Movable Blade
45333	45333	R Fixed Blade
45383	45383	R Carrying Case
45379	45379	R 120V Charger
45382	45382	R 230V Charger

SPECIFICATIONS

Cutting Capacity	750 kcmil (MCM) (400 mm ²) copper cable 1000 kcmil (MCM) (500 mm ²) aluminum cable
Length	14-1/4" (362 mm)
Weight	5.8 lbs. (2.6 kg)
Battery	12 Volts NiCd

Gator® Plus Battery-Powered and Corded Cable Cutters



Battery-Powered and Corded Tool Features

- Ram automatically retracts after the cut is complete. No need to push a retract lever. Tool is automatically ready to perform the next cut.
- Two-speed pump advances the ram quickly to start the cut.
- Cutting blades are specially hardened and precision ground to hold their sharpness.
- Lightweight and easy to use.
- Cutting head rotates 360° for making cuts in tight locations, and flips open to make mid-span cuts easy.
- U.S. Patents #6,206,663 and #6,065,326.

Battery-Powered Tool Features

- Includes one-hour battery charger, carrying case and two batteries.
- Choice of a 120 volt, 230 volt or 12 volt battery charger.

Corded Tool Features

- Operates directly from 120 volt 60Hz or 230 volt 50 Hz electrical outlets. No need to charge batteries or worry about running out of power.
- Equipped with 15 foot (5 m) cord. Can be used with extension cords.
- Includes carrying case.

CAT. NO.	UPC NO.	DESCRIPTION
ESG50GL11	03554	Battery-Powered Cable Cutter, 120 V charger
ESG50GL12	03555	Battery-Powered Cable Cutter, 12 V charger
ESG50GL22	03556	Battery-Powered Cable Cutter, 230 V charger
CSG50GL11	01384	Corded Cable Cutter, 120V
CSG50GL22	01385	Corded Cable Cutter, 230V
04181	04181	(R) Movable Blade
04184	04184	(R) Fixed Blade
02999	02999	(R) 12V NiCd Battery
05955	05955	(R) Carrying Case for ESG50GL
01598	01598	(R) Carrying Case for CSG50GL
12274	12274	(A) Carrying Strap
03046	03046	(R) 120V Charger
03048	03048	(R) 12V Charger
03047	03047	(R) 230V Charger

SPECIFICATIONS	BATTERY POWERED	CORDED
Cutting Capacity	2" (50 mm) diameter Al or Cu cable)	2" (50 mm) diameter Al or Cu cable)
Length	15-3/4" (400 mm)	15-3/4" (400 mm)
Weight	10 lbs. (4.5 kg)	10 lbs. (4.5 kg)
Height	14-1/4" (362 mm)	14-1/4" (362 mm)
Battery	12 Volt, 2.0 Ah, NiCd	N/A
Battery Charge Time	1 hour	N/A

International Tel: +1.815.397.7070
Fax: +1.815.397.9247

Canada Tel: 800.435.0786
Fax: 800.524.2853

USA Tel: 800.435.0786
Fax: 800.451.2632

Hydraulic Cable Cutter Sets



750H767 model with
767 Hand Pump

- Cuts in 7 seconds. Jaws slide open quickly to save time between cuts.
- 11-ton (97 kN) ram powers cutting jaws. Jaws are specially hardened and precision-ground to hold sharpness.
- Lightweight and easy to use.

CAT. NO.	UPC NO.	DESCRIPTION
750	29149	Hydraulic Cable Cutter & Ram in Storage Box*
750H767	17450	Hydraulic Cable Cutter with 767 Hand Pump, Ram, Hydraulic Hose in Storage Box
750E975	34203	Hydraulic Cable Cutter with 975 Electric Pump, Ram, Hydraulic Hose in Storage Box
751	22279	Hydraulic Cable Cutter Head for use with Greenlee 746 Hydraulic Ram. Also order 51385 Elbow
746C	17451	Ram Unit
23955	23955	Steel Storage Box
17459	17459	Cutter Blade

* 1/4" Male hydraulic coupler (54169) is needed to connect a 767 pump with hose to the 750 cutter

SPECIFICATIONS

Capacity	1000 kcmil (MCM) (500 mm ²) copper or aluminum cable
Jaw opening	1-15/16" (49 mm)
Weight	750 - 25 lbs. (11.3 kg) 750H767 - 29 lbs. (13.2 kg) 750E975 - 84 lbs. (38.1 kg)

Heavy-Duty Ratchet Cable Cutters



- Extra thick blades, ground flat to reduce potential for breakage.
- Ratchet action for heavy-duty cutting.
- Two cutting actions – fast scissor cutting for small cable and insulation; converts automatically to ratchet mode.
- Anti-slip mechanism for positive ratchet action.
- Rubber boot protects ratchet mechanism.

CAT. NO.	UPC NO.	DESCRIPTION
756	34081	Heavy-Duty Ratchet Cable Cutter with rubber boot.
756U	38793	Heavy-Duty Ratchet Cable Cutter without rubber boot
34188	34188	Cutter Head Unit (Includes 2 Blades)

SPECIFICATIONS

	Copper	Aluminum
Maximum Capacity	1500 kcmil (MCM) (800 mm ²)	1500 kcmil (MCM) (800 mm ²)
Frequent Use Capacity	1000 kcmil (MCM) (500 mm ²)	1000 kcmil (MCM) (500 mm ²)
Length	27-1/2" (698 mm) long	
Jaw opening	2" (51 mm)	
Weight	11.41 lbs. (5.17 kg)	

Two-Hand Ratchet Cable Cutter



761

- Two-handed operation provides more leverage and makes cutting large cables easier.
- Short fiberglass handles make it easy to use in tight places and to store in tool boxes.
- Single-speed ratchet mechanism.
- Blade release allows blades to be opened in mid-cut.
- Heavy-duty forged steel blades provide long life.

CAT. NO.	UPC NO.	DESCRIPTION
761	11761	Two-Hand Ratchet Cable Cutter
11768	11768	R Movable Blade (761)

SPECIFICATIONS

	Copper	Aluminum	Communications Cable
Cutting Capacity*	1000 kcmil (MCM) (500 mm ²)	1000 kcmil (MCM) (500 mm ²)	1-1/8" dia. (28 mm ²)
Length	10-3/4" (273 mm)		
Weight	3.6 lbs. (1.6 kg)		

High Performance Ratchet Cable Cutters



- Two-speed mechanism saves cutting time by closing the blades rapidly and shifting to normal speed to perform the cut.
- No more pushing on stubborn release buttons—the blades open automatically when the cut is complete.
- Completely new ratchet mechanism improves durability.
- Narrow profile permits use in deep boxes, against walls or on floors.
- Durable, lightweight fiberglass handles.
- U.S. Patent #6,766,581

CAT. NO.	UPC NO.	DESCRIPTION
773	01876	High Performance Ratchet Cable Cutter, 15-1/2"
774	01878	High Performance Ratchet Cable Cutter 19-1/8"
11256	11256	R Movable & Fixed Blades (773 & 774)

SPECIFICATIONS

	Copper	Aluminum	Communications Cable
773			
Maximum Capacity*	500 kcmil (MCM) (240 mm ²)	795 kcmil (MCM) (400 mm ²)	1-3/16" dia.
Frequent Use Capacity*	350 kcmil (MCM) (150 mm ²)	750 kcmil (MCM) (400 mm ²)	
Length	15-1/2" (394 mm);		
Weight	5.3 lbs. (2.4 kg)		
774			
Maximum Capacity*	750 kcmil (MCM) (400 mm ²)	795 kcmil (MCM) (400 mm ²)	1-3/16" dia.
Frequent Use Capacity*	500 kcmil (MCM) (240 mm ²)	750 kcmil (MCM) (400 mm ²)	
Length	19-1/8" (486 mm)		
Weight	5.8 lbs. (2.6 kg)		

Performance Ratchet Cable Cutters



Both models feature:

- Simple, one-hand operation.
- Two-speed ratchet mechanism adjusts for light/heavy cutting.
- Well-suited for tight work spaces.
- Specially designed blade improves cutting capacity.

CAT. NO.	UPC NO.	DESCRIPTION	WEIGHT	
			LBS.	kg
45206	45206	Performance Ratchet Cable Cutter	1.5	.7
45207	45207	Performance Ratchet Cable Cutter	2.4	1.1
45218	45218	R Movable Blade (45206)		
45212	45212	R Fixed Blade (45206)		
45211	45211	R Movable Blade (45207)		
45228	45228	R Fixed Blade (45207)		

SPECIFICATIONS

	Copper	Aluminum	Communications Cable
45206			
Maximum Capacity*	600 kcmil (MCM) (300 mm ²)	600 kcmil (MCM) (300 mm ²)	1-3/8" (35 mm) dia.
Frequent Use Capacity*	500 kcmil (MCM) (240 mm ²)	500 kcmil (MCM) (240 mm ²)	
Length	10" (254 mm)		
Jaw opening	1-7/16" (36.5 mm)		
45207			
Maximum Capacity*	750 kcmil (MCM) (400 mm ²)	1000 kcmil (MCM) (500 mm ²)	2" (51 mm) dia.
Frequent Use Capacity*	600 kcmil (MCM) (300 mm ²)	750 kcmil (MCM) (400 mm ²)	
Length	11" (279 mm)		
Jaw opening	2" (51 mm)		

Compact Ratchet Cable Cutters



- Simple, one-hand operation.
- Compact – convenient for working in tight places and stores easily in tool pouches.
- Single-speed ratchet mechanism.
- Blade release allows blades to be opened in mid-cut.
- Heavy-duty blades provide long life.

CAT. NO.	UPC NO.	DESCRIPTION
759	45277	Compact Ratchet Cable Cutter
760	17600	Compact Ratchet Cable Cutter
45282	45282	R Movable Blade (759)
45281	45281	R Fixed Blade (759)
09908	09908	R Movable Blade (760)
09907	09907	R Fixed Blade (760)

SPECIFICATIONS

	Copper	Aluminum	Communications Cable
759			
Maximum Capacity*	500 kcmil (MCM) (240 mm ²)	750 kcmil (MCM) (400 mm ²)	1-1/8" dia. (28 mm ²)
Frequent Use Capacity*	400 kcmil (MCM) (185 mm ²)	600 kcmil (MCM) (300 mm ²)	
Length	10-1/2" (262 mm)		
Weight	1.4 lbs. (0.6 kg)		
760			
Maximum Capacity*	1000 kcmil (MCM) (500 mm ²)	1000 kcmil (MCM) (500 mm ²)	1-3/4" dia. (42 mm ²)
Frequent Use Capacity*	750 kcmil (MCM) (400 mm ²)	1000 kcmil (MCM) (500 mm ²)	
Length	11-3/4" (298 mm)		
Weight	1.75 lbs. (0.8 kg)		

*Capacity may be less for compact and compressed cables

Heavy-Duty Cable Cutters



718F, 704, 705 and 706

- Strong, lightweight fiberglass handles.
- Adjustable pivot bolt provides for blade adjustment.

704, 705 and 706

- Replaceable, forged, heat-treated, and precision ground blades.
- Made in USA.

CAT. NO.	UPC NO.	DESCRIPTION
718F	10507	Heavy-Duty Cable Cutter, 17-1/2"
704	24564	Heavy-Duty Cable Cutter, 21"
705	05923	Heavy-Duty Cable Cutter, 25-1/2"
706	22291	Heavy-Duty Cable Cutter, 31-1/2"
24565	24565	(R) 704 Cutter Unit (Includes 2 Blades)
24567	24567	(R) 704 Handle Unit (Includes Handle, Sleeve, Grip)
05930	05930	(R) 705 Handle Unit (Includes Handle, Sleeve, Grip)
06555	06555	(R) 705 & 706 Cutter Unit (Includes 2 Blades)
22296	22296	(R) 706 Handle Unit (Includes Handle, Sleeve, Grip)

SPECIFICATIONS

CAPACITIES*	718F	704	705	706
Copper				
Maximum Use	350 kcmil (MCM) (150 mm ²)	350 kcmil (MCM) (150 mm ²)	500 kcmil (MCM) (240 mm ²)	750 kcmil (MCM) (400 mm ²)
Frequent Use	4/0 AWG (95)	250 kcmil (MCM) (120 mm ²)	350 kcmil (MCM) (150 mm ²)	500 kcmil (MCM) (240 mm ²)
Aluminum				
Maximum Use		500 kcmil (MCM) (240 mm ²)	1000 kcmil (MCM) (500 mm ²)	1000 kcmil (MCM) (500 mm ²)
Frequent Use	350 kcmil (MCM) (150 mm ²)	350 kcmil (MCM) (150 mm ²)	750 kcmil (MCM) (400 mm ²)	750 kcmil (MCM) (400 mm ²)
Communications Cable				
Maximum Use	1" (25 mm) dia.	1-1/4" (32 mm) dia.	1-3/4" (44 mm) dia.	1-1/2" (38 mm) dia.
Frequent Use				
Length	17-1/2" (444 mm)	21" (533 mm)	25-1/2" (648 mm)	31-1/2" (800 mm)
Weight	2.8 lbs. (1.3 kg)	3.01 lbs. (1.37 kg)	5.5 lbs. (2.5 kg)	6.2 lbs. (2.8 kg)

*Capacity may be less for compact and compressed cables

718 Cable Cutter



- Economical, lightweight, fits easily into tool boxes.
- Heat-treated, precision ground, shear action blades.
- Steel handles with rubber grips for leverage.
- Made in USA.

SPECIFICATIONS

Capacity	Copper	Aluminum
Maximum Capacity*	350 kcmil (MCM) (150mm ²)	
Frequent Use Capacity*	4/0 (95 mm ²)	350 kcmil (MCM) (150 mm ²)
Length	18" (457 mm)	
Weight	2.78 lbs. (1.3 kg)	

*Capacity may be less for compact and compressed cables

Cable Cutter



- Easily cuts heavier copper and aluminum cables up to 2/0 (70 mm²).
- Plastic-coated, high-leverage handles for easier cuts.
- Heat-treated for long life.
- Made of heavy-duty forged steel.
- Precision-ground, shear-action, curved cutting blades.
- Rust-resistant black oxide finish.
- Made in the USA.

SPECIFICATIONS

	Copper	Aluminum	Communications Cable
Maximum Capacity	2/0 (70 mm ²)		
Frequent Use Capacity	#1 AWG (35 mm ²)	2/0 (70 mm ²)	100 pair
Length	9-1/4" (235 mm)		
Weight	1 lb. (.45 kg)		

CAT. NO.	UPC NO.	DESCRIPTION
727	31291	Cable Cutter

(R) = REPLACEMENT PART (A) = ACCESSORY

ACSR, GUY STRAND & STEEL CUTTING

Selection Guide for ACSR, Guy Strand & Steel Cutters

	ACSR	Std. Guy Strand	EHS Guy Strand	Ground Rod	Rebar (schedule 60)	Page #
BATTERY-POWERED & CORDED						
ESG45GL	1590.0 kcmil	5/8" (16 mm) dia.	1/2"	5/8" (16 mm) dia.	1/2" (13 mm) dia.	184
CSG45GL						
ES25						
HYDRAULIC-TYPE						
HK520	336.4 kcmil	1/2" (13 mm) dia.		1/2" (13 mm) dia.	7/16" (11 mm)	185
RATCHET-TYPE						
776	636.0 kcmil*					185
757	954.0 kcmil			1/2" (13 mm) dia.		185
758		1/2" (13 mm) dia.	1/2" (13 mm) dia.	1/2" (13 mm) dia.		186
MANUAL						
749	2/0 AWG					186
CUTTER DIES						
00949	477.0 kcmil	5/8" (16 mm) dia.	5/8" (16 mm) dia.	5/8" (16 mm) dia.	5/8" (16 mm) dia.	186
KD6-27	4/0 AWG					186

* For core diameters less than 0.32"

Gator® ETS8 Cable Tray Cutter



- Cuts cable tray wires in 2 seconds.
- Cutting head is small and rotates 330° to easily get into the right cutting position.
- Tool automatically retracts when a cut is complete, but it can be retracted in mid-stroke if necessary.
- Makes flush cuts without burrs.
- Comes complete with 2 batteries, battery charger, and carrying case.
- Available with 120 volt, 12 volt, or 230 volt battery charger.

CAT. NO.	UPC NO.	DESCRIPTION
ETS811	19984	Battery Cable Tray Cutter w/120V charger
ETS812	19985	Battery Cable Tray Cutter w/12V charger
ETS822	19986	Battery Cable Tray Cutter w/230V charger
01975	01975	9.6 V NiCd battery
02019	02019	Carrying Case
19987	19987	Blade Set
02178	02178	120V Charger
23076	23076	12V Charger
02180	02180	230V Charger

MATERIAL	Diameter				
	1/16"	1/8"	3/16"	1/4"	5/16"
Cable Tray (Mild steel, Zinc Plated)	✓	✓	✓	✓	✓
Cable Tray (Stainless Steel)	✓	✓	✓	✓	✓
Threaded Rods	✓	✓	✓	✓	✓
Threaded Rods, Stainless Steel	✓	✓	✓	✓	✓
Steel Bolts (Grade 2)	✓	✓	✓	✓	✓
Steel Bolts (Grade 8)	✓	✓	✓	✓	✓
Copper Aluminum	✓	✓	✓	✓	✓

SPECIFICATIONS	
Weight	3 LBS. (1.3 KG)
Length	12-3/4" (325mm)
Battery	9.6 V 1.3 AH NiCd
Battery Charge Time	45 Minutes

R = REPLACEMENT PART **A** = ACCESSORY

Wire & Cable Termination

USA Tel: 800.435.0786
Fax: 800.451.2632

Canada Tel: 800.435.0786
Fax: 800.524.2853

International Tel: +1.815.397.7070
Fax: +1.815.397.9247

Gator® Plus Battery-Powered and Corded ACSR & Guy Wire Cutters



Battery-Powered and Corded Tool Features

- These cutters are designed specifically to cut steel cables and rods.
- The ram automatically retracts after the cut is complete to ready the tool for the next cut.
- The two-speed pump advances the ram rapidly to start the cut, reducing cycle time.
- Cutting head rotates 360° for making cuts in tight locations, and flips open to make mid-span cuts easy.
- U.S. Patents #6,206,663 and #6,065,326.

Battery-Powered Tool Features

- Includes one-hour battery charger, carrying case and two batteries.
- Choice of a 120 volt, 230 volt or 12 volt battery charger.

Corded Tool Features

- Operates directly from 120 volt 60Hz or 230 volt 50 Hz electrical outlets. No need to charge batteries or worry about running out of power.
- Equipped with 15 foot (5 m) cord. Can be used with extension cords.
- Includes carrying case.

CAT. NO.	UPC NO.	DESCRIPTION
ESG45GL11	10412	Battery-Powered ACSR Cable Cutter, 120 V charger
ESG45GL12	03555	Battery-Powered ACSR Cable Cutter, 12 V charger
ESG45GL22	03556	Battery-Powered ACSR Cable Cutter, 230 V charger
CSG45GL11	01382	Corded ACSR Cable Cutter, 120V
CSG45GL22	01383	Corded ACSR Cable Cutter, 230V
ESG45ESI	10398	R Movable Blade
ESG45ES	10397	R Fixed Blade
02999	02999	R 12V NiCd Battery
10411	10411	R Carrying Case for ESG45GL
01598	01598	R Carrying Case for CSG45GL
12274	12274	A Carrying Strap
03046	03046	R 120V Charger
03048	03048	R 12V Charger
03047	03047	R 230V Charger

SPECIFICATIONS

Capacity	
ACSR:	1590 kcmil (MCM), (Falcon 54/19)
Standard Guy Strand:	5/8" diameter (16 mm diameter)
EHS Guy Strand:	1/2" diameter (13 mm diameter)
Ground Rod:	5/8" diameter (16 mm diameter)
Rebar (schedule 60):	1/2" diameter (13 mm diameter)
Wire Rope:	5/8" diameter (16 mm diameter)
Copper and Aluminum Cable:	1500 kcmil (MCM) (800 mm ²)
Soft Steel Bolts:	5/8" diameter (16 mm diameter)
Length	15-1/2" (394 mm)
Height	12-1/2" (318 mm)
Weight	12.8 lbs. (5.8 kg)
Battery	12 volt 2.0 Ah NiCd
Battery Charge Time	- 1 hour

ES25 Battery-Powered ACSR Cutter

NEW



- Cuts ACSR type cables through 636 kcmil (except Egret).
- One-hand operation permits operator to control the cable with a free hand.
- Capable of making approximately 50 cuts of Grosbeak or 120 cuts of Merlin per battery charge.
- Blades are specially contoured and hardened to cut both aluminum and steel strands.
- Operator can switch between reverse and forward direction with one finger.
- Powerful 14.4 volt battery charges in less than one hour.
- Includes two batteries, battery charger, and molded carrying case.
- Choice of 120 volt or 230 volt battery charger.

CAT. NO.	UPC NO.	DESCRIPTION
ES2511	22131	Battery ACSR Cutter, 120 V Charger
ES2522	22132	Battery ACSR Cutter, 230 V Charger
76807	76807	R Blade Kit
11851	11851	R 14.4 V NiCd Battery
11845	11845	R Carrying Case
11841	11841	R 120V Charger
11856	11856	R 230V Charger

SPECIFICATIONS

Capacity	
ACSR	636 kcmil (except Egret)
Aluminum	1500 kcmil
Length	14-3/4" (375mm)
Weight	7.7 lb. (3.5 kg)
Battery	14.4 Volt, NiCd
Battery Charge Time	1 Hour

Hydraulic ACSR Cable Cutter



- Hydraulic cutter takes the effort out of cutting tough cables.
- Flip-open head provides strength while making it easy to cut long lengths.
- Head rotates 180°.
- Thumb release lever for quick blade retraction.

CAT. NO.	UPC NO.	DESCRIPTION
HK520	08031	Hydraulic ACSR Cable Cutter
00336	00336 R	Cutter Blade
00301	00301 R	Fixed Cutter Head

SPECIFICATIONS

Capacity	ACSR: 336.4 kcmil (MCM) Standard Guy Wire, Ground Rod Soft Steel Bolts: 11/16" (17 mm) Wire Rope: 3/4" (19 mm) Rebar: 7/16" dia. (Schedule 60)
Length	14.5" (368 mm)
Weight	5.7 lbs. (2.6 kg)

High Performance Ratchet ACSR Cable Cutter



- Two-speed mechanism saves cutting time by closing the blades rapidly and shifting to normal speed to perform the cut.
- Patented mechanism opens the blades automatically when the cut is complete. (U.S. Patent #6,766,581)
- Completely new ratchet mechanism provides excellent durability.
- Short length fits easily into truck bins.
- Durable, lightweight fiberglass handles.

CAT. NO. UPC NO. DESCRIPTION

776	02826	High Performance ACSR Cable Cutter
11397	11397 R	Movable & Fixed Blade Set

SPECIFICATIONS

Capacity	Cuts ACSR through 636 kcmil with steel core diameters less than 0.32"
Specifically cuts:	All 336.4 and Smaller ACSR 397.5 - Brant, Chickadee, Ibis 477.0 - Pelican, Flicker, Hawk 556.5 - Osprey, Parakeet 605.0 - Peacock 636.0 - Kingbird, Swift, Rook
Length	20" (508 mm)
Weight	6.2 lb. (2.8 kg)

Ratchet ACSR/Cable Cutter



- Extra-thick blades, ground flat to reduce potential for breakage.
- Ratchet action for increased cutting power.
- Two cutting actions – fast scissor cutting for small cable; converts automatically to ratchet mode.
- Anti-slip mechanism for positive ratchet action.
- Rubber boot protects ratchet mechanism.

CAT. NO. UPC NO. DESCRIPTION

757	34084	Ratchet ACSR/Cable Cutter
757U	38794	Ratchet ACSR/Cable Cutter without rubber boot
34187	34187 R	Cutter Head Unit (Includes 2 Blades)

SPECIFICATIONS

Capacity	954 kcmil (MCM) ACSR, 1/2" (12.7 mm) soft steel rod
Length	29-1/4" (743 mm)
Jaw opening	1.18" (30 mm)
Weight	12.22 lbs. (5.54 kg)

EHS Guy Wire Cutter



- Cuts 1/2" Extra High Strength (EHS) and standard guy wire.
- Cuts 1/2" (12.7 mm) mild steel rods and bolts.
- Has two cutting actions – single-motion cutting for small cable, ratchet action for heavy-duty cutting.
- Anti-slip mechanism for positive ratchet action.

CAT. NO.	UPC NO.	DESCRIPTION
758	01274	Heavy-Duty Ratchet Guy Wire Cutter
03548	03548	R Cutter Head Unit (Includes Blades, Blade Holder, Insert and Hardware)

SPECIFICATIONS

Capacity	1/2" EHS and standard Guy Wire, 1/2" Mild Steel Rods and Bolts
Length	27-3/4" (704 mm)
Weight	10 lbs. 12 oz. (4.8 kg)

Guy Wire Cutter Dies



- Works with any crimping tool that accepts 12-ton "U" type dies.
- Less costly than dedicated cutting tools.
- Simple to install in crimping tools.
- Requires no adjustments for cutting different materials.
- Will cleanly cut guy wire (including EHS), grade 60 rebar, ground rod, soft steel bolts up to 5/8" (16 mm) and up to 477 kcmil (MCM) (240 mm²) ACSR.
- U.S. Patent Number 5,775,158.

CAT. NO.	UPC NO.	DESCRIPTION
00949	00949	Cutting dies for 12-ton "U" die type crimping tools

SPECIFICATIONS

Cutting	Guy Wire: 5/8 in. (16 mm) dia.	Ground Rod: 5/8 in. (16 mm) dia.
Capacities	EHS Guy Wire: 5/8 in. (16 mm) dia.	Soft Steel Bolts: 5/8 in. (16 mm) dia.
	Rebar (grade 60): 5/8 in. (16 mm) dia.	ACSR: 477 kcmil (MCM) (240 mm ²)

KD6-27 Cutter Dies



- "W" style dies for cutting ACSR
- Can be used with any crimping tool that accepts "W" dies. Including: Greenlee K4250, K425BG, EK22GL, CK22GL, CCCX (with UAW adapters), ECCX (with UAW adapters) HCCX (with UAW adapters), RCCX (with UAW adapters) and EK628 (with CJD3 jaws).
- Similar to Burndy W-28K.

CAT. NO.	UPC NO.	DESCRIPTION
KD6-27	10182	"W" Style Cutting Dies for ACSR

SPECIFICATIONS

Cutting Capacity	4/0 ACSR
-------------------------	----------

ACSR Cable Cutter



- Precision-machined, forged steel blades.
- Cuts ACSR service entrance cable.
- Steel handles with rubber hand grips.

SPECIFICATIONS

Capacity	ACSR cable – 2/0, 7/16" (11.1 mm) piano wire – 1/8" (3.2 mm) copper/aluminum cable – 350 kcmil (mcm) (150 mm ²)
Length	28" (711 mm)
Weight	5.66 lbs. (2.6 kg)

CAT. NO.	UPC NO.	DESCRIPTION
749	32913	ACSR Cable Cutter
04663	04663	R Bolt & Nut Set

Steel Cable & Wire Rope Cutter

NEW



- Cuts small diameter wire rope & wire
- Heavy-duty forged steel blades and handles
- Heat treated, precision ground, shear action cutting blades
- Cushioned handle grips

SPECIFICATIONS

Capacities

Soft wire rope:	1/4" (6 mm) dia.
Aircraft cable:	3/16" (5 mm) dia.
Hard steel wire:	3/16" (5 mm) dia.
Cu/Al cable:	15/64" (6 mm) dia.

Length 7 7/8" (200 mm)

Weight 3/4 lb. (.34 kg)

CAT. NO.	UPC NO.	DESCRIPTION
722	19990	Wire Rope & Cable Cutter

COMMUNICATIONS AND UNDERGROUND POWER CABLE CUTTING

Gator® ESC85 Battery-Powered Cable Cutter

NEW



- Two-speed pump advances the ram quickly to start the cut.
- Blades open automatically when a cut is complete.
- Scissor-style blades are easy to fit around cables.
- Cutting head rotates 360° for making cuts in tight locations.
- Side handle enhances operator control.
- One-hour battery charger, carrying case, and two batteries included.
- Choice of 120V, 12V, or 230V battery charger.

CAT. NO.	UPC NO.	DESCRIPTION
ESC8511	02741	Cable Cutter w/120V Charger
ESC8512	02742	Cable Cutter w/12V Charger
ESC8522	02743	Cable Cutter w/230V Charger
02999	02999	R 12V NiCd Battery
23483	23483	R Cutting Blade (2/tool)
20946	20946	B Carrying Case
12274	12274	A Carrying Strap
03046	03046	R 120V Charger
03048	03048	R 12V Charger
03047	03047	R 230V Charger

SPECIFICATIONS

Capacity	3-3/8" dia. (85 mm) ¹ Communications, Cu & Al power cables
Length	14-1/4" (362 mm)
Height	14 lbs. (6.3 kg)
Battery	12V 2.0 Ah NiCd
Battery Charge Time	1 hour

¹ Lead sheathed communications cable: 2-1/2" (64 mm)

USA Tel: 800.435.0786
Fax: 800.451.2632

Canada Tel: 800.435.0786
Fax: 800.524.2853

International Tel: +1.815.397.7070
Fax: +1.815.397.9247

Gator® ES85 Battery-Powered Communications Cable Cutter



- Cuts 3" (76mm) diameter communications cable in under 8 seconds.
- Compact design permits use in tight locations such as trenches and pedestals.
- Extra-sharp hardened blades cut the cable without pulling individual strands and with minimal distortion.
- Capable of making approximately 90 cuts of 1800 pair 24 AWG cable per battery charge.
- Operator can switch between reverse and forward direction with one finger.
- Powerful 14.4 volt battery charges in less than one hour.
- Includes two batteries, battery charger and molded carrying case.
- Choice of 120 volt or 230 volt battery charger.

CAT. NO.	UPC NO.	DESCRIPTION
ES85-11	11839	Battery Comm. Cable Cutter, 120V Charger
ES85-22	11854	Battery Comm. Cable Cutter, 230V Charger
11987	11987	Blade Kit
11851	11851	R 14.4V NiCd Battery
11845	11845	R Carrying Case
11976	11976	R Blade
11841	11841	R 120V Charger
11856	11856	R 230V Charger

SPECIFICATIONS

Capacity	3-1/4" (82 mm) diameter communications cable Do not use to cut lead sheathed cable
Length	15-3/4" (400 mm)
Weight	6.8 lb. (3.1 kg)

Hydraulic Communications and Underground Power Cable Cutter Head



- Easily cuts large diameter communication cable and underground distribution cable.
- Swiveling handle allows for quick positioning for cuts.
- 3/8" male screw-type coupler.
- See page 373 for hydraulic hose and pump selection.

CAT. NO.	UPC NO.	DESCRIPTION
SDK202GL	03137	Hydraulic Communications Cable Cutter Head

SPECIFICATIONS

Capacity	3-1/2" (90 mm) diameter Al or Cu communications cable
Weight	27.5 lb. (12.5 kg).
Length	18-7/8" (480 mm)
Maximum Operating Pressure	10,000 psi (700 bar)

High Performance Communications Cable Cutter



- Two-speed mechanism saves cutting time by closing the blades rapidly and shifting to normal speed to perform the cut.
- No more pushing on stubborn release buttons - the blades open automatically when the cut is complete.
- Blades can be opened easily in mid-cut if repositioning is necessary.
- The short length and high-ratio ratchet mechanism are especially useful in tight locations.
- Complete new ratchet mechanism improves durability.
- Wide opening, scissor-style blades make it easy to get around large cables.
- Durable, lightweight, fiberglass handles.
- U.S. Patent #6,766,581.

CAT. NO.	UPC NO.	DESCRIPTION
778	02745	High Performance Communications Cable Cutter
10810	10810	Movable Blade
02744	02744	Fixed Blade

SPECIFICATIONS	
Capacity	3-3/8" (86 mm) dia. communications cable (1800 pair x 24 AWG.) Not for use with electrical power cable or cables with steel strands.
Length	18.3" (465 mm)
Weight	6.3 lb. (2.9 kg)

Ratchet Communications Cutter



Not for use on ACSR or steel jacketed cable

This versatile cutter has a specially designed moving blade to handle the larger diameter telephone cable and soft drawn copper and aluminum.

- Cuts up to 2,700 pair 3" telephone cable.
- Blade release for safety and fast backout.
- Ratchet lock.
- Blades are manufactured from high carbon tool steel and heat-treated for long life.
- Rust-resistant, black oxide finish.

CAT. NO.	UPC NO.	DESCRIPTION
45240	45240	Telco Ratchet Cutter
45241	45241	Movable Blade
45242	45242	Fixed Blade

SPECIFICATIONS	
Length	11-1/2" (287 mm)
Weight	2.8 lbs. (1.3 kg)

Heavy-Duty Manual Communications Cable Cutter



- Forged and heat-treated blades specially designed for communications cable.
- Easily cuts cables up to 2-1/4" (57 mm) in diameter.
- Makes clean cuts with minimal distortion on lead, rubber, PVC and polyethylene-sheathed cables.
- Blades and handles are replaceable in case of damage.
- Precision-ground, shear-type blades.
- Fiberglass handles with non-slip rubber grips.

CAT. NO.	UPC NO.	DESCRIPTION
765	06011	Heavy-Duty Communications Cutter
05935	05935	Cutter Blade (765) (2 required)

SPECIFICATIONS	
Cutting Capacity	2-1/4" (57 mm) Communications Cable (900 pair, 24 AWG)
Length	37" (940 mm)
Weight	7.2 lbs. (3.3 kg)

= REPLACEMENT PART = ACCESSORY

USA Tel: 800.435.0786
Fax: 800.451.2632

Canada Tel: 800.435.0786
Fax: 800.524.2853

International Tel: +1.815.397.7070
Fax: +1.815.397.9247

Greenlee Crimping Tool Capacities

TOOL TYPE	4 TON	4.5 TON (4)	6 TON	12 TON (5)		15 TON	ROTATING DIE (1)			QUAD-POINT DIELESS		DIELESS				
	EK410	K4250 K425BG	EK628 EK22GL CK22GL ECCX CCCX HCCX RCCX	RK1230 HK1230 EK1230 CK1230 HKL1230	RK1240 HK1240 EK1240 CK1240 E12CCX C12CCX	RK1550	K111	K05-1GL	K09-2GL	K09-3GL	RK06AT HK06AT EK06AT CK06AT	RK06FT HK06FT EK06FT CK06FT	1981	1989	1990	EK12ID CK12ID
CONNECTOR TYPE																
INDUSTRIAL																
Copper Lugs	8-300	8-500	8-600 (2)	8-750	8-750	8-1500	8-1	8-1/0	8-4/0	3/0-400	6-500	6-750	8-250	4-500	4-1000	4-1000
Copper Splices	8-300	8-500	8-600 (2)	8-400	8-750	8-1500	8-1	8-1/0	8-4/0	3/0-400	6-500	6-750	8-250	4-500	4-1000	4-1000
Aluminum Lugs	8-2/0	8-4/0	8-300 (3)	8-750	8-750	8-1000					6-400	6-750	8-4/0	6-500	6-1000	6-1000
Aluminum Splices	8-2/0	8-4/0	8-300 (3)	8-400	8-750	8-1000					6-400	6-750	8-4/0	6-500	6-1000	6-1000
Copper "C" Taps		10-2	12-2 (4)	12-400	12-400	8-1000										
Aluminum "H" Taps				6-500	6-500	6-1000										
Aluminum Pin																
Adapters		6-1/0	6-1/0 (3)	6-500	6-750	6-750								6-500	6-750	
GROUNDING																
Ground Grid																
Connectors			6-3 (4)	6-500	6-500	6-500										
Copper "E" Taps				6-500	6-500	6-500										
OVERHEAD																
5/8" Service																
Ent. Connectors	10-1/0	10-1/0	10-1/0 (4)	10-1/0	10-1/0	10-1/0					8-1/0	8-1/0				
.840 Service Ent. Connectors	1/0-4/0	1/0-4/0	1/0-4/0 (4)	1/0-4/0	1/0-4/0	1/0-4/0					4-350	4-350				
Aluminum "H" Taps		6-4/0	6-4/0 (4)	6-500	6-500	6-900										
Copper "H" Taps		10-2	12-2 (4)	12-4/0	12-4/0	12-4/0										
Copper Tension Splice		6-2/0	6-2/0 (4)	6-500	6-500	6-500					6-4/0	6-4/0				
All Aluminum Tension Splice		6-4/0	6-4/0 (4)	6-587.5	6-587.5	6-587.5										
One Piece ACSR Tension Splice		4-1/0	4-1/0 (4)	4-556.5	4-556.5	4-556.5					4-477	4-477				
Two Piece ACSR Tension Splice		2-477	2-4/0 (4)	2-556.5	2-556.5	2-900										
Aluminum Jumper Splice		4-266.8	4-266.8 (4)	4-556.5	4-556.5	4-795										
Stirrups		2-4/0	6-4/0 (4)	6-500	6-500	6-500										
Aluminum Lugs		2-1/0	4-4/0 (4)	4-556.5	4-556.5	4-795										
Copper Lugs		6-1/0	1/0-2/0 (4)	1/0-500	1/0-500	1/0-500										

NOTES: (1) Die wheels are rotated to match the cable size. Dies are color coded and marked with the cable size.
 (2) Capacity using Greenlee KC22 dies.
 (3) Capacity using Greenlee KA22 dies.
 (4) Capacity using "W" dies.
 (5) Capacity using "U" dies.

DIE-TYPE CRIMPING

Gator® Plus Battery-Powered 4-Ton Crimping Tool



EK410

- New breakthrough hydraulic pump design results in an extremely compact battery-powered crimping tool with capacity to 300 kcmil (MCM) copper color-coded connectors. Also crimps 5/8 and 840 service entrance connectors.
- Special compact 9.6 volt NiCd battery reduces weight and size.
- Slim profile and light weight provide for one-hand operation.
- Can complete approximately 85 crimps per battery charge with 4/0 copper connectors.
- Ram automatically retracts to signal that crimp is complete.
- Ram can be retracted in mid-cycle to adjust connector.
- Flip-open crimping head rotates 360°.
- UL and cUL Classified with Anderson, Blackburn, Burndy, ILSCO, Panduit, Penn-Union and Thomas & Betts **copper** and **aluminum** color-coded connectors.
- Includes two batteries, battery charger and molded carrying case.
- Choice of 120 volt, 230 volt or 12 volt battery charger.

SPECIFICATIONS

Capacity	8 AWG to 300 kcmil (MCM) copper color-coded connectors 8 AWG to 2/0 AWG aluminum color-coded connectors 5/8" service entrance connectors 840 service entrance connectors
Crimping Force	7,900 lb. (35 kN)
Length	14" (356 mm)
Width	3-1/8" (79 mm)
Weight	3.6 lbs. (1.6 kg)
Crimp Cycle Time	~4 seconds
Battery	9.6 volt 1.3 Ah NiCd battery
Battery Charge Time	1 Hour

Crimping dies on page 202

CAT. NO.	UPC NO.	DESCRIPTION
EK41011	02033	4-Ton Battery-Powered Crimping Tool, 120V Charger
EK41012	02034	4-Ton Battery-Powered Crimping Tool, 12V Charger
EK41022	02035	4-Ton Battery-Powered Crimping Tool, 230V Charger
01975	01975	R 9.6 V NiCd Battery
02019	02019	R Carrying Case
02178	02178	R 120V Charger
23076	23076	R 12V Charger
02180	02180	R 230V Charger

EK628 Battery-Powered 6-Ton Crimping Tool



NEW



- Slim profile and light weight permit one-hand operation.
- Crimping jaws automatically open to signal that crimp is complete.
- Crimping jaws can be opened in mid-cycle to adjust connector.
- Interchangeable crimping jaws rotate 350 degrees.
- Two batteries, battery charger, and molded carrying case included.
- Choice of 120 volt, 12 volt, or 230 volt battery charger.
- UL and cUL classified from 8 AWG to 600 kcmil with Anderson, Blackburn®, Burndy, ILSCO, Panduit, Thomas & Betts, and Penn-Union **copper** code color-coded connectors when used with Greenlee KC22 crimping dies.
- UL & cUL classified to 350 kcmil (MCM) with Anderson, Blackburn®, Burndy, ILSCO, Panduit, Thomas & Betts, and Penn-Union **aluminum** code color-coded connectors when used with Greenlee KA22 crimping dies.
- When equipped with CJD3 crimping jaws, can be used with all industry "W" style crimping dies.
- When equipped with CJK crimping jaws, can be used with Thomas & Betts "6-Ton" crimping dies.

SPECIFICATIONS

Capacity	8AWG to 600 kcmil / 8AWG to 350 kcmil
Crimping Force	6 tons (53 kN)
Length	18-1/4" (465 mm)
Width (jaws open)	4-1/4" (108 mm)
Weight	5.4 lbs. (2.47 kg)
Battery	9.6 Volt, 1.3 Ah
Crimp Cycle Time	~6 seconds
Battery Charge Time	1 hour

CAT. NO.	UPC NO.	DESCRIPTION
EK62811	23593	EK628 crimping tool w/120 V battery charger
EK628-D12	23594	EK628 crimping tool w/12 V battery charger
EK628-D22	23595	EK628 crimping tool w/230 V battery charger
CJD3	03242	A Crimping jaw unit- "W" dies
CJK	04829	A Crimping jaw unit- Thomas & Betts "6-Ton" dies
K22S1GL	03078	A Die Kit for 8 AWG-600 kcmil Copper Connectors (Includes all copper die sets listed below and carrying case)
KD06AL	01631	A Die Kit for 8 AWG-350 kcmil Aluminum Connectors (Includes all aluminum die sets listed below and carrying case)
56356	56356	R Carrying Case
01975	01975	R Battery - 9.6V NiCd
02178	02178	R 120V Charger
23076	23076	R 12V Charger
02180	02180	R 230V Charger

Crimping dies on page 203

R = REPLACEMENT PART **A** = ACCESSORY

Gator® Plus Battery-Powered and Corded 6-Ton Crimping Tools



EK22GL11



CK22GL11

Battery-Powered and Corded Tool Features

- Ram automatically retracts after the cut is complete. No need to push a retract lever. Tool is automatically ready to perform the next cut.
- UL and cUL Classified with Anderson, Blackburn, Burndy, ILSCO, Panduit, Penn-Union and T&B **copper** lugs and splices to 600 kcmil (MCM) and with **aluminum** lugs & splices to 350 kcmil (MCM).
- Flip-top style opens easily with a simple pull on the side piece and rotates 360°.
- Equipped with die adapters for “W” type dies. The adapters are equivalent to “D₃” dies.
- U.S. Patents #6,206,663 and #6,065,326.

Battery-Powered Tool Features

- A two-speed pump advances the ram quickly to start the crimp. Crimp times range from about 5 to 7 seconds depending on the connector.
- Powerful 12 volt 2.0 Ah battery provides up to 120 crimps per charge.
- Includes one-hour battery charger, carrying case and two batteries.
- Choice of a 120 volt, 230 volt or 12 volt battery charger.

Corded Tool Features

- Operates directly from 120 volt 60Hz or 230 volt 50 Hz electrical outlets. No need to charge batteries or worry about running out of power.
- Equipped with 15 foot (5 m) cord. Can be used with extension cords.
- A two-speed pump advances the ram quickly to start the crimp. Crimp completion time is reduced by over 25%. Crimp times range from about 5 to 7 seconds depending on the connector.
- Includes carrying case.

CAT. NO.	UPC NO.	DESCRIPTION
EK22GL11	03551	6-Ton Battery-Powered Crimping Tool 120 V charger
EK22GL12	03552	6-Ton Battery-Powered Crimping Tool 12 V charger
EK22GL22	03553	6-Ton Battery-Powered Crimping Tool 230 V charger
CK22GL11	01368	6-Ton Corded Crimping Tool, 120V
CK22GL22	01369	6-Ton Corded Crimping Tool, 230 V
02999	02999	R 12V NiCd Battery
05954	05954	R EK22GL Carrying Case
01618	01618	R CK22GL Carrying Case
12274	12274	A Carrying Strap
04292	04292	R Die Adapter for “W” Type Dies
03046	03046	R 120V Charger
03048	03048	R 12V Charger
03047	03047	R 230V Charger

Crimping dies on page 203

SPECIFICATIONS	BATTERY POWERED	CORDED
Capacity	Color-coded copper lugs and splices, 600 kcmil (MCM). Color-coded aluminum lugs and splices, 350 kcmil (MCM). For capacity with other types of connectors, see chart on page 190.	
Crimping Force	12,000 lb (53 kN)	12,000 lb (53 kN)
Length	12-3/8" (314 mm)	12-3/8" (314 mm)
Height	11-3/4" (298 mm)	11-3/4" (298 mm)
Weight	9.7 lbs. (4.4 kg)	9.7 lbs. (4.4 kg)
Battery	12 Volt, 2.0 Ah, NiCd	N/A
Battery charge time	1 hour	N/A

International Tel: +1.815.397.7070
Fax: +1.815.397.9247

Canada Tel: 800.435.0786
Fax: 800.524.2853

USA Tel: 800.435.0786
Fax: 800.451.2632

Gator® Plus 12-Ton Battery-Powered Crimping Tools



EK1230



EK1240



EK1240K



EK1240C

- Three crimping head choices: EK1230 for industry “U” type dies with 1.20" (30 mm) opening, EK1240 for industry “U” type dies with 1.65" (42 mm) opening and EK1240K for Kearney PH2 type dies.
- New head designs result in lower weight and improved durability – tested to 50,000 crimp cycles.
- Two-speed pump to reduce cycle time.
- Ram automatically retracts when crimp cycle is complete – a Greenlee exclusive.
- Crimping heads rotate 360°.
- Covered head models have two layers of PVC that total approximately 3/16" (4.8 mm) thick. The outer layer is black and the inner layer is red.
- EK1230 and EK1240 are UL and cUL classified with Anderson, Blackburn, FCI Burndy, ILSCO, Panduit, Penn-Union and Thomas & Betts **copper** and **aluminum** color-coded lugs and splices when used with Greenlee KC12 and KA12 crimping dies.
- Powerful 12 volt 2.0 Ah battery provides up to 35 crimps per charge.
- Includes one-hour battery charger, carrying case, and two batteries.
- U.S. Patents #6,206,663 and #6,065,326.

SPECIFICATIONS

Capacity	EK1230 & EK1240 – 8 AWG to 750 kcmil copper color-coded lugs and splices See crimping tool capacity chart on page 190, for additional capacities EK1240K – ACSR terminals 1033 kcmil (MCM), ACSR tension fittings 477 kcmil (MCM)
Crimping Force	24,000 lb (106 kN)
Length	EK1230 – 14-5/8" (371 mm); EK1240 – 15-1/4" (387 mm); EK1240K – 15-3/4" (398 mm)
Weight	EK1230 – 14.1 lbs (6.4 kg) EK1240 & EK1240K – 14.9 lbs. (6.8 kg)

Crimping dies on page 204

R = REPLACEMENT PART **A** = ACCESSORY

CAT. NO.	UPC NO.	DESCRIPTION
EK123011	06429	12-Ton Battery-Powered Crimping Tool, 1.2" (30 mm) opening, 120 V Charger
EK123012	06431	12-Ton Battery-Powered Crimping Tool, 1.2" (30 mm) opening, 12 V Charger
EK1230C11	07190	12-Ton Battery-Powered Crimping Tool, 1.2" (30 mm) opening, PVC covered, 120 V Charger
EK123022	06432	12-Ton Battery-Powered Crimping Tool, 1.2" (30 mm) opening, 230 V Charger
EK1230C12	07191	12-Ton Battery-Powered Crimping Tool, 1.2" (30 mm) opening, 12 V Charger
EK1230C22	07192	12-Ton Battery-Powered Crimping Tool, 1.2" (30 mm) opening, PVC covered, 230 V Charger
EK124011	06436	12-Ton Battery-Powered Crimping Tool, 1.65" (42 mm) opening, 120 V Charger
EK124012	06437	12-Ton Battery-Powered Crimping Tool, 1.65" (42 mm) opening, 12 V Charger
EK124022	06439	12-Ton Battery-Powered Crimping Tool, 1.65" (42 mm) opening, 230 V Charger
EK1240C11	07193	12-Ton Battery-Powered Crimping Tool, 1.65" (42 mm) opening, PVC covered, 120 V Charger
EK1240C12	07194	12-Ton Battery-Powered Crimping Tool, 1.65" (42 mm) opening, PVC covered, 12 V Charger
EK1240C22	07195	12-Ton Battery-Powered Crimping Tool, 1.65" (42 mm) opening, PVC covered, 230 V Charger
EK1240K11	06443	12-Ton Battery-Powered Crimping Tool, Kearney head, 120 V Charger
EK1240K12	06444	12-Ton Battery-Powered Crimping Tool, Kearney head, 12 V Charger
EK1240K22	06445	12-Ton Battery-Powered Crimping Tool, Kearney head, 230 V Charger
EK1240KC11	07196	12-Ton Battery-Powered Crimping Tool, Kearney head, PVC covered, 120 V Charger
EK1240KC12	07197	12-Ton Battery-Powered Crimping Tool, Kearney head, PVC covered, 12 V Charger
EK1240KC22	07198	12-Ton Battery-Powered Crimping Tool, Kearney head, PVC Covered, 230 V Charger
02999	02999	R 12V NiCd battery
06712	06712	R EK1230 & EK1240 Carrying Case
12274	12274	A Carrying Strap
03046	03046	R 120V Charger
03048	03048	R 12V Charger
03047	03047	R 230V Charger

USA Tel: 800.435.0786
Fax: 800.451.2632

Canada Tel: 800.435.0786
Fax: 800.524.2853

International Tel: +1.815.397.7070
Fax: +1.815.397.9247

Gator® Plus 12-Ton Corded Crimping Tools



- Operates directly from 120 volt 60 Hz or 230 volt 50 Hz electrical outlets. No need to charge batteries or worry about running out of power.
- Equipped with 15 foot (5 m) cord. Can be used with extension cords.
- Two crimping head choices: CK1230 for industry "U" type dies with 1.20" (30 mm) opening, and CK1240 for industry "U" type dies with 1.65" (42 mm) opening.
- New head designs result in lower weight and improved durability – tested to 50,000 crimp cycles.
- CK1230 and CK1240 are UL and cUL classified with Anderson, Blackburn, FCI Burndy, ILSCO, Panduit, Penn-Union and Thomas & Betts **copper** and **aluminum** color-coded lugs and splices when used with Greenlee KC12 and KA12 crimping dies.
- Two-speed pump to reduce cycle time.
- Ram automatically retracts when crimp cycle is complete – a Greenlee exclusive.
- Crimping heads rotate 360°.
- Includes carrying case.
- U.S. Patents #6,206,663 and #6,065,326.

CAT. NO.	UPC NO.	DESCRIPTION
CK123011	01370	Corded 12-Ton Crimping Tool, 1.2" (30 mm) opening, 120V
CK123022	01372	Corded 12-Ton Crimping Tool, 1.2" (30mm) opening, 230V
CK124011	01373	Corded 12-Ton Crimping Tool, 1.65" (42 mm) opening, 120V
CK124022	01374	Corded 12-Ton Crimping Tool, 1.65" (42 mm) opening, 230V
01523	01523 (R)	Carrying Case
12274	12274 (A)	Carrying Strap

Crimping dies on page 204

SPECIFICATIONS

Capacity	CK1230 & CK1240 – 8 AWG to 750 kcmil copper color-coded lugs and splices. See Crimping Tool Capacity chart on page 190 for additional capabilities
Crimping Force	24,000 lb (106 kN)
Length	CK1230: 14-5/8" (371 mm); CK1240: 15-1/4" (387 mm)
Weight	CK1230: 14.1 lbs (6.4 kg); CK1240: 14.9 lbs (6.8 kg)

12-Ton Manual Hydraulic Crimping Tools



HK1230



HK1240



HK1240K



HK1240KC

- Three crimping head choices: HK1230 for Industry "U" type dies with 1.20" (30 mm) opening, HK1240 for industry "U" type dies with 1.65" (42 mm) opening and HK1240K for Kearney PH2 type dies.
- New head designs result in lower weight and improved durability – tested to 50,000 crimp cycles.
- Two-speed pump to reduce cycle time.
- Ram automatically retracts when crimp cycle is complete – a Greenlee exclusive.
- Crimping heads rotate 360°.
- Smaller and lighter than competitive tools.
- Covered head models have two layers of PVC that total approximately 3/16" (4.8 mm) thick. The outer layer is black and the inner layer is red.
- HK1230 and HK1240 are UL and cUL classified with Anderson, Blackburn, FCI Burndy, ILSCO, Panduit, Penn-Union and Thomas & Betts **copper** and **aluminum** color-coded lugs and splices when used with Greenlee KC12 and KA12 crimping dies.
- Includes carrying case.
- U.S. Patent #6,206,663.

CAT. NO.	UPC NO.	DESCRIPTION
HK1230	06426	12-Ton Hydraulic Crimping Tool, 1.2" (30 mm) opening
HK1230C	07199	12-Ton Hydraulic Crimping Tool, 1.2" (30 mm) opening, PVC covered
HK1240	06427	12-Ton Hydraulic Crimping Tool, 1.65" (42 mm) opening
HK1240C	07202	12-Ton Hydraulic Crimping Tool, 1.65" (42 mm) opening, PVC covered
HK1240K	06428	12-Ton Hydraulic Crimping Tool, Kearney head
HK1240KC	07203	12-Ton Hydraulic Crimping Tool, Kearney head, PVC covered

Crimping dies on page 204

SPECIFICATIONS

Capacity	HK1230 & HK1240 – 8 AWG to 750 kcmil copper color-coded lugs and splices. See crimping tool capacity chart on pg. 190; HK1240K – ACSR terminals 1033 kcmil (MCM), ACSR tension fittings 477 kcmil (MCM)
Crimping Force	24,000 lbs (106 kN)
Length	HK1230 – 20-3/8" (518 mm); HK1240 – 21-1/2" (546 mm); HK1240K – 22" (557 mm)
Weight	HK1230 – 12.2 lbs (5.5 kg); HK1240 & HK1240K – 13.2 lbs. (6.0 kg)

(R) = REPLACEMENT PART (A) = ACCESSORY

12-Ton Manual Hydraulic Crimping Tool



SPECIFICATIONS

Capacity	8 AWG to 750 kcmil copper color-coded lugs and splices. See crimping tool capacity chart on page 190 for additional capacities.
Crimping Force	24,000 lbs (106 kN)
Length	24-1/4" (616 mm)
Weight	14.1 lbs (6.4 kg)

- Two-speed ram advances fast and shifts to lower speed to complete the crimp.
- Strong, lightweight fiberglass handles.
- UL and cUL is classified with Anderson, Blackburn, FCI Burndy, ILSCO, Panduit, Penn-Union and Thomas & Betts **copper** and **aluminum** color-coded lugs and splices when used with Greenlee KC12 and KA12 crimping dies.
- Push button permits dies to be inserted and removed easily.
- The "C" style head has a 1.2" (30 mm) opening for easy placement on connectors.
- Tool is supplied in a durable, molded plastic carrying case.
- Accepts Greenlee and Industry "U" style dies for 12-ton tools.

CAT. NO.	UPC NO.	DESCRIPTION
HKL1230	01760	12-Ton Hydraulic Crimping Tool, 1.2" (30 mm) opening

Crimping dies on page 204

12-Ton Remote-Powered Crimping Heads



RK1230



RK1240



RK1240K



RK1240C

- Three crimping head choices: RK1230 for Industry "U" type dies with 1.20" (30 mm) opening, RK1240 for Industry "U" type dies with 1.65" (42 mm) opening, and RK1240K for Kearney PH2 type dies.
- New head designs result in lower weight and improved durability – tested to 50,000 crimp cycles.
- RK1230 and RK1240 are UL and cUL classified with Anderson, Blackburn, FCI Burndy, ILSCO, Panduit, Penn-Union and Thomas & Betts **copper** and **aluminum** color coded lugs and splices when used with Greenlee KC12 and KA12 crimping dies.
- Boss included on each crimping head for use with hotsticks.
- Easy to get into tight locations, light weight makes them excellent choices for hotstick use.
- Single-acting tools that require an external hydraulic pump capable of 10,000 psi (700 bar).
- Equipped with a 3/8" male screw-type coupler.
- Capable of crimping a wide range of lugs, C-taps, H-taps and overhead tension sleeves.
- Covered head models have two layers of PVC that total approximately 3/16" (4.8 mm) thick. The outer layer is black and the inner layer is red.
- Includes carrying case.
- See page 373 for hydraulic hose and pump selection.

CAT. NO.	UPC NO.	DESCRIPTION
RK1230	05350	12-Ton Remote-Powered Crimping Head, 1.2" (30 mm) opening
RK1240	05351	12-Ton Remote-Powered Crimping Head, 1.65" (42 mm) opening
RK1240C	07205	12-Ton Remote-Powered Crimping Head, 1.65" (42 mm) opening, PVC covered
RK1240K	05352	12-Ton Remote-Powered Crimping Head, Kearney head
RK1240KC	07207	12-Ton Remote-Powered Crimping Head, Kearney head, PVC covered

Crimping dies on page 204

SPECIFICATIONS

Capacity	RK1230 & RK1240 – 8 AWG to 750 kcmil copper color-coded lugs and splices. See crimping tool capacity chart on pg. 190 for additional capabilities; RK1240K – ACSR terminals 1033 kcmil (MCM), ACSR tension fittings 477 kcmil (MCM)
Crimping Force	24,000 lbs (106 kN)
Length	RK1230 – 10-3/4" (273 mm); RK1240 – 11-7/8" (302 mm); RK1240K – 12-1/4" (311 mm)
Weight	RK1230 – 8.7 lbs (3.9 kg); RK1240 & RK1240K – 9.7 lbs. (4.4 kg)
Max. Operating Pressure	10,000 psi (700 bar)

B = REPLACEMENT PART **A** = ACCESSORY

15-Ton Crimping Tool



- Interchangeable adapters permit the use of a wide variety of die types for all common crimping applications.
- Accepts Kearney PH4/PH14 dies without adapters.
- Zinc-plated head resists corrosion better than other finishes.
- Hot stick attachment point is standard.
- UL and cUL classified with Anderson, Blackburn, FCI Burndy, ILSCO, Panduit, Penn-Union and Thomas & Betts **copper** and **aluminum** color-coded lugs and splices up to 750kcmil using 48802 die adapters when used with Greenlee KC12 and KA12 crimping dies.
- Operates with most 10,000 psi (700 bar) hydraulic sources.
- Equipped with 3/8" male screw-type 10,000 psi (700 bar) coupler.
- Includes carrying case.
- See page 372 & 373 for hose and pump selection.

CAT. NO.	UPC NO.	DESCRIPTION
RK1550	05353	15-Ton Single-Acting Remote-Powered Crimping Tool
48820	48820	Die Adapters – Burndy P dies (Y46), IlSCO ILD-P dies
48788	48788	Die Adapters – T&B 15600 dies, Blackburn 15600 dies
48802	48802	Die Adapters – Greenlee U dies, Burndy U dies, IlSCO ILD dies, T&B 15500 dies, Blackburn 15500 dies
48824	48824	Die Adapters – Kearney PH2/WH2 dies

SPECIFICATIONS

Capacity	Color-Coded copper lugs and splices: #8 to 1500 kcmil (MCM) Color-Coded aluminum lugs and splices: #8 to 1000 kcmil (MCM) For other connector types, see the capacity chart on page 190
Crimping Force at 10,000 psi (700 bar)	30,000 lbs (133 kN)
Length	15" (380 mm);
Width	3" (76 mm)
Height	5-3/8" (135 mm)
Weight	14.1 lbs. (6.4 kg)
Operating Pressure	10,000 psi (700 bar)

Crimping Tool 8-1 AWG




- Small size and light weight make this an ideal tool for crimping small lugs and splices.
- Easily fits in tool pouches.
- Full-cycle mechanism assures that crimps are complete.
- Jaws can be opened in mid-cycle if necessary to adjust connector.
- Wide grips make crimping easy on the hands.
- UL and cUL classified with Anderson, Blackburn, Burndy, ILSCO, Panduit, Penn-Union and Thomas & Betts **copper** color-coded connectors.

CAT. NO.	UPC NO.	DESCRIPTION
K111	10763	Crimping Tool

SPECIFICATIONS

Capacity	8 AWG – 1 AWG copper color-coded connectors
Length	10" (273 mm)
Weight	1.4 lbs. (0.6 kg)

K-Series Crimping Tool 8-1/0 AWG




- Crimps smaller copper connectors.
- UL and cUL classified with Anderson, Blackburn, Burndy, ILSCO, Panduit, Thomas & Betts and Penn-Union copper connectors.
- Small, light weight, easy to handle.
- Easy to get in tight locations.
- Color-coded, hexagonal rotating dies.
- Full cycle mechanism releases only after full crimp cycle is completed.

CAT. NO.	UPC NO.	DESCRIPTION
K05-1GL	02624	Crimping Tool
K05-1SPGL	02625	Crimping Tool, full cycle mechanism
02694	02694	R Die Set

SPECIFICATIONS

Capacity	8 AWG – 1/0 AWG Copper
Length	15.4" (390 mm)
Weight	2.4 lbs. (1.1 kg)

K-Series Crimping Tool 8-4/0 AWG




- UL and cUL classified with Anderson, Blackburn, Burndy, ILSCO, Panduit, Thomas & Betts and Penn-Union copper connectors.
- Crimps all the popular small to mid-range copper connector sizes.
- Long length results in low handle efforts.
- Color-coded, hexagonal rotating dies.
- Full cycle mechanism releases only after full crimp cycle is completed.

CAT. NO.	UPC NO.	DESCRIPTION
K09-2GL	02628	Crimping Tool
K09-2SPGL	02629	Crimping Tool, full cycle mechanism
02912	02912	R Die Set

SPECIFICATIONS

Capacity	8 AWG – 4/0 AWG Copper
Length	25.5" (650 mm)
Weight	6.4 lbs. (2.9 kg)

K-Series Crimping Tool 3/0-400



- UL classified and CSA certified with Anderson, Blackburn, Burndy, ILSCO, Panduit, Thomas & Betts and Penn-Union copper connectors.
- Crimps the larger copper connector sizes all the way to 400 kcmil (MCM).
- Color-coded, hexagonal rotating dies.

CAT. NO.	UPC NO.	DESCRIPTION
K09-3GL	02630	Crimping Tool
02913	02913	R Die Set

SPECIFICATIONS

Capacity	3/0 AWG – 400 kcmil (MCM) Copper
Length	25.5" (650 mm)
Weight	6.4 lbs. (2.6 kg)

Manual Crimping Tool



K425BG

- Designed for crimping a wide range of overhead service entrance connections, overhead splices, and overhead taps.
- Easy-to-use MD-6 type "pop" tool.
- K425-Equipped with D_s die groove and either a "BG" or "O" die groove.
- K425K tools are equipped with a die groove for Kearney® "O" dies and either a 5/8" or "O" die groove
- The D_s die groove serves as a die seat for all Greenlee and industry "W" type dies. Page 203.
- Bent fiberglass handles provide a solid grip, good leverage and better durability than wood.
- Teflon-impregnated bushings at pivot joints provide smooth operation and long life.
- Complete crimps are assured with an over-center cam mechanism.
- Tool can easily be checked visually for proper adjustment and can be adjusted with Allen wrenches.

CAT. NO.	UPC NO.	DESCRIPTION
K4250	02064	Crimping Tool with D _s and O die grooves
K425BG	02065	Crimping Tool with D _s and BG die grooves
NEW K425K58	08160	Crimping Tool with Kearney® O and 5/8 die grooves
NEW K425K0	08161	Crimping Tool with Kearney® D and O die grooves

SPECIFICATIONS

Capacity	See capacity chart on page 190
Crimping Force	9,000 lb. (40 kN)
Length	25-3/8" (645 mm)
Weight	7.1 lbs. (3.2 kg)

R = REPLACEMENT PART **A** = ACCESSORY

DIELESS CRIMPING

Gator® Plus Battery-Powered and Corded Quad-Point Dieless Crimping Tools



EKO6AT



EK06FT



CK06AT



CK06FT

Battery-Powered and Corded Tool Features

- Two-speed pump advances the ram quickly to start the crimp, reducing crimp completion time. The ram automatically retracts after the crimp is complete.
- Lightweight, featuring an angled pistol grip and a 360° rotating head.
- FT tools are UL and cUL classified with #4AWG – 750 kcmil (MCM) **copper** color-coded connectors and #6AWG – 750 kcmil (MCM) **aluminum** color-coded connectors of the following brands: Anderson, Blackburn, FCI Burndy, IlSCO, Panduit, Penn-Union, and Thomas & Betts.
- AT tools are UL and cUL classified with #4 – 500 kcmil (MCM) **copper** color-coded connectors... of the following brands: Anderson, Blackburn, FCI Burndy, ILSCO, Panduit, Penn-Union, & Thomas & Betts.
- Flip-top style uses a pull pin to open head for easy removal from the connector.
- U.S. Patents #6,206,663 and #6,065,326.

Battery-Powered Tool Features

- Utilizes four indentors to make the crimp.
- Includes two batteries, battery charger, carrying case, test gauge and test slugs.
- Choice of a 120 volt, 230 volt, or 12 volt one-hour battery charger.

Corded Tool Features

- Operates directly from 120 volt 60Hz or 230 volt 50 Hz electrical outlets. No need to charge batteries or worry about running out of power.
- Equipped with 15 foot (5 m) cord. Can be used with extension cords.
- 6.2-ton capacity. Utilizes four indentors to make the crimp.
- Includes carrying case, test gauge and test slugs.

CAT. NO.	UPC NO.	DESCRIPTION
EK06AT11	06069	Quad-Point Battery-Powered Crimping Tool, Open Head Dieless, 120 V Charger (12V NiCd Battery)
EK06AT12	06070	Quad-Point Battery-Powered Crimping Tool, Open Head Dieless, 12 V charger (12V NiCd Battery)
EK06AT22	06071	Quad-Point Battery-Powered Crimping Tool, Open Head Dieless, 230 V charger (12V NiCd Battery)
EK06ATC11	06203	Quad-Point Battery-Powered Crimping Tool, Open Rubber Covered Head Dieless, 120 V Charger (12V NiCd Battery)
EK06ATC12	06204	Quad-Point Battery-Powered Crimping Tool, Open Rubber Covered Head Dieless, 12 V Charger (12V NiCd Battery)
EK06ATC22	06206	Quad-Point Battery-Powered Crimping Tool, Open Rubber Covered Head Dieless, 230 V Charger (12V NiCd Battery)
EK06FT11	06072	Quad-Point Battery-Powered Crimping Tool, Flip-Top Head Dieless, 120 V Charger (12V NiCd Battery)
EK06FT12	06073	Quad-Point Battery-Powered Crimping Tool, Flip-Top Head Dieless, 12 V Charger (12V NiCd Battery)
EK06FT22	06074	Quad-Point Battery-Powered Crimping Tool, Flip-Top Head Dieless, 230 V Charger (12V NiCd Battery)
CK06AT11	01377	Corded Quad-Point Crimping Tool, Open Head, 120 V
CK06AT22	01378	Corded Quad-Point Crimping Tool, Open Head, 230 V
CK06FT11	01380	Corded Quad-Point Crimping Tool, Flip-Top Head, 120 V
CK06FT22	01381	Corded Quad-Point Crimping Tool, Flip-Top Head, 230 V
07063	07063	12V NIMH Battery
02999	02999	12V NiCd battery
06333	06333	Carrying Case for EK06AT & EK06FT
01598	01598	Carrying Case for CK06AT & CK06FT
12274	12274	Carrying Strap
03046	03046	120V Charger
03048	03048	12V Charger
03047	03047	230V Charger

SPECIFICATIONS	BATTERY POWERED	CORDED
Capacity	See crimping tool capacity chart on page 190	See crimping tool capacity chart on page 190
Crimping Force	6.2 tons (55 kN)	6.2 tons (55 kN)
Length	EK06AT – 14" (355 mm), EK06FT – 14-7/8" (378 mm)	CK06AT – 14" (355 mm), CK06FT – 14-7/8" (378 mm)
Weight	EK06AT – 11.1 lbs. (5.0 kg), EK06FT – 10.8 lbs. (4.9 kg)	CK06AT – 11.1 lbs. (5.0 kg), CK06FT – 10.8 lbs. (4.9 kg)
Battery	12V, 2.6 Ah, NIMH	N/A
Battery Charge Time	1 hour	N/A
Operating Voltage	N/A	120 volts: CK06AT11, CK06ATC11, CK06FT11 230 volts: CK06AT22, CK06ATC22, CK06FT22

Manual Hydraulic Quad-Point Dieless Crimping Tools



HK06AT



HK06FT

- Utilizes four indentors to make the crimp.
- Two-speed pump advances the ram quickly to start the crimp, reducing crimp completion time. The ram automatically retracts after the crimp is complete.
- FT tools are UL and cUL classified with #4AWG – 750 kcmil (MCM) **copper** color-coded connectors and #6AWG – 750 kcmil (MCM) **aluminum** color-coded connectors of the following brands: Anderson, Blackburn, FCI Burndy, IlSCO, Panduit, Penn-Union, and Thomas & Betts.
- AT tools are UL and cUL classified with #4 – 500 kcmil (MCM) **copper** color-coded connectors ...of the following brands: Anderson, Blackburn, FCI Burndy, ILSCO, Panduit, Penn-Union, & Thomas & Betts.
- Flip-top style uses a pull pin to open head for easy removal from the connector.
- Compact, featuring a 360° rotating head.
- Includes carrying case, test gauge and test slugs.
- U.S. Patents #6,206,663 and #6,065,326.

SPECIFICATIONS

Capacities	See crimping tool capacity chart on page 190.
Length	HK06AT – 20-3/4" (525 mm) HK06FT – 21-1/16" (535 mm)
Weight	9.0 lbs. (4.1 kg)

CAT. NO. UPC NO. DESCRIPTION

HK06AT	06065	Hydraulic Quad-Point Crimping Tool, Open Head Dieless
HK06ATC	06201	Hydraulic Quad-Point Crimping Tool, Open Rubber Covered Head Dieless
HK06FT	06196	Hydraulic Quad-Point Crimping Tool, Flip-Top Dieless

Quad-Point Dieless Remote-Powered Crimping Heads



RK06FT



RK06AT

- Utilize four indentors to make the crimp.
- Operates from 10,000 psi (700 bar) hydraulic pumping sources.
- Small and lightweight for difficult-to-reach locations.
- Equipped with 3/8 in. male screw-type couplers.
- FT tools are UL and cUL classified with #4AWG – 750 kcmil (MCM) **copper** color-coded connectors and #6AWG – 750 kcmil (MCM) **aluminum** color-coded connectors of the following brands: Anderson, Blackburn, FCI Burndy, IlSCO, Panduit, Penn-Union, and Thomas & Betts.
- AT tools are UL and cUL classified with #4 – 500 kcmil (MCM) **copper** color-coded connectors ...of the following brands: Anderson, Blackburn, FCI Burndy, ILSCO, Panduit, Penn-Union, & Thomas & Betts.
- Flip-top style uses a pull pin to open head for easy removal from the connector.
- Includes carrying case, test gauge and test slugs.
- See page 372 & 373 for hose and pump selection.

CAT. NO. UPC NO. DESCRIPTION

RK06AT	06066	Remote Powered Quad-Point Crimping Tool, Open Head Dieless
RK06FT	06197	Remote Powered Quad-Point Crimping Tool, Flip-Top Head Dieless

SPECIFICATIONS

Capacities	See crimping tool capacity chart on page 190.
Crimping Force	6.2 tons (55 kN)
Length	RK06AT – 10" (254 mm); RK06FT – 10-1/2" (267 mm)
Weight	6.2 lbs. (2.8 kg)

Gator® Plus Dieless Crimping Tools



SPECIFICATIONS

EK12ID	CK12ID
Length: 16 7/8" (429 mm)	Length: 16 7/8" (429 mm)
Height: 14 3/4" (375 mm)	Height: 14 3/4" (375 mm)
Weight: 14 1/2 lb. (6.6 kg)	Weight: 14 1/2 lb. (6.6 kg)
Battery: 12 V, 2.6 Ah, NIMH	
Battery Charge Time: 1 hour	
Crimping Range:	
<ul style="list-style-type: none"> Copper Color Coded Lugs and Splices: 4 AWG to 1000 kcmil* Aluminum Color Coded Lugs and Splices: 6 AWG to 1000 kcmil* 	

Battery-Powered and Corded Tool Features

- Two-speed pump advances the ram quickly to start the crimp, reducing crimp completion time. The ram automatically retracts after the crimp is complete.
- Lightweight, featuring an angled pistol grip and a 350° rotating head.
- Flip open crimping head will allow crimping of 4 AWG – 1000 kcmil copper or 6 AWG – 1000 kcmil aluminum with no dies to change.
- Dieless indent style crimping head does not require interchangeable crimping dies.

Battery-Powered Tool Features

- Includes two batteries, battery charger, carrying case, test gauge and test slugs.
- Choice of a 120 volt, 230 volt, or 12 volt one-hour battery charger.

Corded Tool Features

- Operates directly from 120 volt 60Hz or 230 volt 50Hz electrical outlets. No need to charge batteries or worry about running out of power.
- Equipped with 15 foot (5 m) cord. Can be used with extension cords.
- Includes carrying case.

CAT. NO.	UPC NO.	DESCRIPTION
EK12ID11	20503	Battery-Powered Dieless Crimping Tool, 115 V Battery Charger
EK12ID12	20504	Battery-Powered Dieless Crimping Tool, 12 V Battery Charger
EK12ID22	20505	Battery-Powered Dieless Crimping Tool, 230 V Battery Charger
CK12ID11	20506	Corded Dieless Crimping Tool, 120V
CK12ID22	20507	Corded Dieless Crimping Tool, 230V
03046	03046	120V Charger
03048	03048	12V Charger
03047	03047	230V Charger
07063	07063	12V NIMH Battery

*UL and cUL classified with Anderson®, Blackburn®, Burndy®, ILSCO®, Panduit®, Thomas & Betts®, Penn-Union® and Tyco® color-coded connectors. The products listed above are registered trademarks of Anderson®, Blackburn®, FCI Burndy®, ILSCO®, Panduit®, Penn-Union® and Thomas & Betts® and Tyco®.

Dieless Crimping Tool to 500 kcmil (MCM)



- Dieless crimping head, no dies to lose or replace.
- Patented pressure system automatically changes crimping force for each connector size and type. Eliminates errors.
- Seven indent profile requires fewer crimps per connector.
- Automatic two-speed pump for rapid advance. Minimizes crimping time and number of strokes.
- 8-1/2 ton (75.6 kN) maximum crimping force.
- Swivel head rotates 180° for maximum flexibility.
- Includes Pressure Test Kit and carrying case
- Not for use with "C" and "H" taps.
- UL and cUL classified for use with Anderson, Blackburn, FCI Burndy, ILSCO, Penn-Union and Thomas & Betts **copper** color-coded connectors 4 AWG-500 kcmil (MCM) and aluminum color-coded connectors 6 AWG-500 kcmil (MCM).

CAT. NO.	UPC NO.	DESCRIPTION
1989	35955	Dieless Crimping Tool to 500 kcmil (MCM)
36202	36202	Pressure Test Kit includes 30 Test Slugs and Gauge

SPECIFICATIONS

Capacity	Copper – 4 AWG - 500 kcmil (MCM) Aluminum – 6 AWG - 500 kcmil (MCM) (see chart on page 190)
Length	22-1/2" (572 mm)
Weight	14.75 lbs. (6.7 kg)

Dieless Crimping Tool to 1000 kcmil (MCM)



- Dieless crimping head; no dies to lose or replace.
- Patented pressure system automatically changes crimping force for each connector size/type. Eliminates errors.
- Seven indent profile requires fewer crimps per connector.
- Automatic two-speed pump for rapid advance.
- 15 ton (133.4 kN) maximum crimping force.
- Swivel head rotates 180° for maximum flexibility.
- Hinged head for easy connector loading and unloading.
- Includes Pressure Test Kit and carrying case.
- Not for use with "C" and "H" taps.
- UL and cUL classified for use with Anderson, Blackburn, FCI Burndy, ILSCO, Panduit, Penn-Union and Thomas & Betts **copper** color-coded connectors 4 AWG-1000 kcmil (MCM) and aluminum color-coded connectors 6 AWG-1000 kcmil (MCM).

CAT. NO.	UPC NO.	DESCRIPTION
1990	32489	Dieless Crimping Tool to 1000 kcmil (MCM)
32891	32891	B Pressure Test Kit includes 30 test slugs and gauge

SPECIFICATIONS

Capacity	Copper – #4 AWG - 1000 kcmil (MCM) Aluminum – # 6 AWG - 1000 kcmil (MCM) (see chart on page 190) For use with connectors up to a maximum of 1.815" (46.10 mm) diameter
Length	26.5" (673 mm)
Weight	16.5 lbs. (7.5 kg)

Utility Dieless Crimping Tool



- Self-contained hydraulic crimper/press designed to crimp compression sleeves and lugs in underground applications.
- Dieless crimping head; no dies to lose or replace.
- Automatic pressure setting, easy to use.
- Two-speed pump for rapid ram advance, 15 ton (133.4 kN) maximum crimping force.
- Hinged head opens for easy loading and unloading.
- Head rotates 180°.
- Includes Pressure Test Kit and carrying case.

CAT. NO.	UPC NO.	DESCRIPTION
44999	44999	Utility Dieless Crimping Tool
32891	32891	B Pressure Test Kit includes 30 test slugs and gauge

SPECIFICATIONS

Capacity	Copper – 1/0 - 1000 kcmil (MCM) Aluminum – 1/0 - 1000 kcmil (MCM) For use with connectors up to a maximum of 1.895" (48 mm) diameter
Weight	16.5 lbs. (7.5 kg)

Indentor Crimping Tool



- Simple screw adjustment for connector size.
- Forged body and handle for durability.
- UL and cUL classified for use with Anderson, Blackburn, FCI Burndy, ILSCO, Panduit, Penn-Union, and Thomas & Betts copper and aluminum color-coded lugs and splices.

CAT. NO.	UPC NO.	DESCRIPTION
1981	06894	Indentor Crimping Tool

SPECIFICATIONS

Capacity	Copper color-coded connectors: 8 AWG-250 kcmil (MCM) Aluminum color-coded connectors: 8 AWG-4/0 kcmil (MCM)
Length	22-3/8" (568 mm)
Weight	6.8 lbs. (3.1 kg)

CRIMPING DIES

Crimping Dies for 4-Ton EK410 Tools



4-TON CRIMPING DIE KIT*

CAT. NO.	UPC NO.	DESCRIPTION
KC4CU	02037	Complete Die Set for copper connectors. Includes dies for #8 to 300 kcmil (MCM) copper connectors. (Dies can be stored in tool carrying case.)
KA4AL	12237	Complete die set for aluminum connectors. Includes dies for 8 AWG through 2/0 AWG. (Dies can be stored in tool carrying case.)

KC4 DIES FOR SERVICE ENTRANCE CONNECTORS

CAT. NO.	UPC NO.	DESCRIPTION
KD4-10	02021	Crimping Dies for 5/8" Service Entrance Connectors
KD4-840	02022	Crimping Dies for 840 Service Entrance Connectors
24163	24163	Blank Crimping Dies

DIES FOR CRIMPING COLOR-CODED COPPER & ALUMINUM LUGS & SPLICES*

CABLE SIZE	ALUMINUM			COPPER		
	CAT. NO.	UPC NO.	COLOR	CAT. NO.	UPC NO.	COLOR
8 AWG	KA4-8	12222	Blue	KC4-8	02075	Red
6 AWG	KA4-6	12223	Gray	KC4-6	02076	Blue
4 AWG	KA4-4	12225	Green	KC4-4	02077	Gray
2 AWG	KA4-2	12226	Pink	KC4-2	02078	Brown
1 AWG	KA4-1	12227	Gold	KC4-1	02079	Green
1/0 AWG	KA4-1/0	12228	Tan	KC4-1/0	02080	Pink
2/0 AWG	KA4-2/0	12229	Olive	KC4-2/0	02081	Black
3/0 AWG	—	—	—	KC4-3/0	02082	Orange
4/0 AWG	—	—	—	KC4-4/0	02083	Purple
250 kcmil (MCM)	—	—	—	KC4-250	02084	Yellow
300 kcmil (MCM)	—	—	—	KC4-300	10988	White

*Note: Connections are UL and cUL classified for copper and aluminum when used with Anderson, Blackburn, FCI Burndy, ILSCO, Panduit, Thomas & Betts and Penn-Union color-coded lugs and splices.

International Tel: +1.815.397.7070
Fax: +1.815.397.9247

Canada Tel: 800.435.0786
Fax: 800.524.2853

USA Tel: 800.435.0786
Fax: 800.451.2632

Crimping Dies for 6-Ton Tools

All dies on this page for use with EK628, ECCX, EK22GL, CK22GL, CCCX, HCCX, and RCCX tools.



6-TON CRIMPING KITS*

CAT. NO.	UPC NO.	DESCRIPTION
K22S1GL	03078	Die Kit for #8-600 Copper Connectors – Includes all copper die sets listed below and carrying case
KD06AL	01631	Die Kit for #8-350 Aluminum Connectors – Includes all aluminum die sets listed below and carrying case

DIES FOR CRIMPING COLOR-CODED COPPER & ALUMINUM LUGS & SPLICES* (Require UA22 adapter when used with ECCX, CCCX, HCCX, & RCCX tools)

22 SERIES CRIMPING DIES

CABLE SIZE	ALUMINUM			COPPER		
	CAT. NO.	UPC NO.	COLOR	CAT. NO.	UPC NO.	COLOR
8 AWG	KA22-8	06744	Blue	KC22-8	03079	Red
6 AWG	KA22-6	06745	Gray	KC22-6	03080	Blue
4 AWG	KA22-4	06746	Green	KC22-4	03081	Gray
2 AWG	KA22-2	06747	Pink	KC22-2	03082	Brown
1 AWG	KA22-1	06749	Gold	KC22-1	03083	Green
1/0 AWG	KA22-1/0	06750	Tan	KC22-1/0	03084	Pink
2/0 AWG	KA22-2/0	06751	Olive	KC22-2/0	03085	Black
3/0 AWG	KA22-3/0	06752	Ruby	KC22-3/0	03086	Orange
4/0 AWG	KA22-4/0	06753	White	KC22-4/0	03087	Purple
250 kcmil (MCM)	KA22-250	06754	Red	KC22-250	03088	Yellow
300 kcmil (MCM)	KA22-300	06755	Blue	KC22-300	03089	White
350 kcmil (MCM)	KA22-350	06756	Brown	KC22-350	03090	Red
400 kcmil (MCM)	—	—	—	KC22-400	03091	Blue
500 kcmil (MCM)	—	—	—	KC22-500	03092	Brown
600 kcmil (MCM)	—	—	—	KC22-600B	03094	Green

*Note: Connections are UL and cUL classified for copper and aluminum, when used with Greenlee tools on Anderson®, Blackburn®, FCI Burndy®, ILSCO®, Panduit®, Thomas & Betts® and Penn-Union® color-coded lugs and splices.

DIES FOR USE WITH SERVICE ENTRANCE CONNECTORS, C-TAPS, H-TAPS, OVERHEAD AND UNDERGROUND CONNECTORS (Require UAW adapter when used with ECCX, CCCX, HCCX, & RCCX tools, Require CJ03 jaw when used with EK628 tools)

"W"-STYLE DIES

CAT. NO.	UPC NO.	BURNDY NO.	CAT. NO.	UPC NO.	BURNDY NO.
KD6-10	10165	W-BG	KD6-18	10173	W-166
KD6-11	10166	W-0	KD6-19	10174	W-243
KD6-12	10167	W-C	KD6-20	10175	W-247
KD6-13	10168	W-K840	KD6-21	10176	W-249
KD6-14	10169	W-161	KD6-22	10177	W-164
KD6-15	10170	W-162	KD6-24	10179	W-237
KD6-16	10171	W-163	KD6-25	10180	W-239
KD6-17	10172	W-165	KD6-27	10182	W-28K

B = REPLACEMENT PART **A** = ACCESSORY



USA Tel: 800.435.0786
Fax: 800.451.2632

Canada Tel: 800.435.0786
Fax: 800.524.2853

International Tel: +1.815.397.7070
Fax: +1.815.397.9247

Crimping Dies for 12-Ton Tools



All dies on this page for use with EK1230, EK1240, HK1230, HK1240, RK1230, RK1240, HKL1230, E12CCX tools and RK1550 equipped with 48802 die adapter.

12-TON CRIMPING KITS

"U" STYLE DIE KITS

CAT. NO.	UPC NO.	DESCRIPTION
KD12CU	10260	Die Kit for #6-750 Copper Connectors – Includes all copper die sets below except KC12-8
KD12AL	10261	Die Kit for #6-750 Aluminum Connectors – Includes all aluminum die sets below except 35776.

DIES FOR CRIMPING COLOR-CODED COPPER & ALUMINUM LUGS & SPLICES

"U" STYLE DIES

CABLE SIZE	ALUMINUM**			COPPER*		
	CAT. NO.	UPC NO.	COLOR	CAT. NO.	UPC NO.	COLOR
8 AWG	KA12-8	22084	Blue	KC12-8	10996	Gray
6 AWG	KA12-6	22085	Gray	KC12-6	10997	Blue
4 AWG	KA12-4	22086	Green	KC12-4	10998	Gray
2 AWG	KA12-2	22087	Pink	KC12-2	10999	Brown
1 AWG	KA12-2	22088	Gold	KC12-1	11003	Green
1/0 AWG	KA12-1/0	22089	Tan	KC12-1/0	11004	Pink
2/0 AWG	KA12-2/0	22090	Olive	KC12-2/0	11007	Black
3/0 AWG	KA12-3/0	22121	Ruby	KC12-3/0	11010	Orange
4/0 AWG	KA12-4/0	22122	White	KC12-4/0	11011	Purple
250 kcmil (MCM)	KA12-250	22123	Red	KC12-250	11012	Yellow
300 kcmil (MCM)	KA12-300	22124	Blue	KC12-300	11013	White
350 kcmil (MCM)	KA12-350	22125	Brown	KC12-350	11014	Red
400 kcmil (MCM)	KA12-400	22126	Green	KC12-400	11015	Blue
500 kcmil (MCM)	KA12-500	22127	Pink	KC12-500	11016	Brown
600 kcmil (MCM)	KA12-600	22128	Black	KC12-600	11018	Green
750 kcmil (MCM)	KA12-750	22129	Yellow	KC12-750	11020	Black



KA12-500



KC12-250


*Connections are UL and cUL classified for copper connectors when used with Greenlee tools on Anderson®, Blackburn®, FCI Burndy®, ILSCO®, Panduit®, Thomas & Betts® and Penn-Union® color-coded lugs and splices.

**Connections are UL and cUL classified for aluminum connectors when used with Greenlee tools on Anderson®, Blackburn®, FCI Burndy®, ILSCO®, Panduit®, Thomas & Betts® and Penn-Union® color-coded lugs and splices.

DIES FOR USE WITH SERVICE ENTRANCE CONNECTORS, C-TAPS, H-TAPS, OVERHEAD AND UNDERGROUND CONNECTORS

ADDITIONAL "U"-STYLE DIES

CAT. NO.	UPC NO.	BURNDY NO.	CAT. NO.	UPC NO.	BURNDY NO.
KD12-10	10188	U-BG	KD12-30	10200	U-D3
KD12-11	10189	U-O	KD12-31	10201	U-E
KD12-12	10190	U-C	KD12-32	10202	U-F
KD12-14	10192	U-161	KD12-33	10203	U-997
KD12-15	10193	U-162	KD12-35	10205	U-238
KD12-16	10194	U-163	KD12-36	10206	U-654
KD12-17	10195	U-165	KD12-37	10207	U-655
KD12-18	10196	U-166	KD12-38	10208	U-658
KD12-19	10197	U-243	KD12-39	10209	U-659
KD12-20	10198	U-247	KD12-40	10210	U-998
KD12-21	10199	U-249			



ACCESSORIES

EKST Battery Tool Stand



- Holds battery tools in a good position for workbench operation.
- Tool is held firmly, but is easily removed for hand-held use.
- Holes in bottom allow the test stand to be permanently attached to a workbench.
- For use with all Greenlee pistol grip battery-powered tools (except EK12ID).

CAT. NO.	UPC NO.	DESCRIPTION
EKST	08082	Battery Tool Stand

Crimping Die Carrying Case



- Holds 15 KC22, KA22 or "U" style crimping die sets.

CAT. NO.	UPC NO.	DESCRIPTION
01082	01082	Crimping Die Carrying Case (dies not included)

Crimping Tool Load Cell



- Test gauge measures the force output of Greenlee 1230 and 1240 crimping tools.
- Includes test gauge and blank die set.

CAT. NO.	UPC NO.	DESCRIPTION
35887	35887	Crimping Tool Load Cell – 12 Ton

Crimping Tool Test Meter



- Electronically measures the force output of crimping tools.
- Data can be transferred to computer files to develop tool histories.
- To take measurements, one TC1KIT, one tool adapter and one sensor are required.
- TC1 is battery powered and can be used in remote locations.
- Includes TC1 measuring unit, 120 volt battery charger and carrying case.

CAT. NO.	UPC NO.	DESCRIPTION
TC1S KIT	01340	TC1 Unit
MA4	02086	Adapter for EK410
MA22	06576	Adapter for EK22GL, CK22GL, CCX, EK628
MA50	11798	Adapter for EK210
MA120	06577	Adapter for 1230, 1240, E12CCX, C12CCX
MA12ID	24054	Adapter for EK12ID, CK12ID
TF70	06574	Sensor for EK210, EK410, EK22GL, CCX, EK628
TF130	06575	Sensor for 1230, 1240, E12CCX, EK12ID, C12CCX, CK12ID

ADAPTER AND SENSING UNIT CHART

CRIMPING TOOL	ADAPTER	SENSOR
EK410	MA4	TF70
EK22GL, CK22GL, All CCX Tools, EK628	MA22	TF70
All 1230 and 1240 Tools	MA120	TF130
EK12ID, CK12ID	MA12ID	TF130

AC Adapters for Battery-Powered Tools



- Operates all Greenlee battery-powered tools except the ES750, ES85, EK210 and EK410.
- Easily converts Greenlee battery-powered tools to corded tools.
- Same physical size and shape as Greenlee batteries, providing unlimited run-time without additional weight or bulk.
- Long 16.5 foot cord allows mobility. Can also be used with an extension cord.
- Provides the same power as a battery for consistent operating performance.

CAT. NO.	UPC NO.	DESCRIPTION
EAC120	01675	AC Adapter, 120 V
EAC230	01680	AC Adapter, 230 V

SPECIFICATIONS

	EAC120	EAC230
Input	120 V AC 60 Hz 150W	230 V AC 50 Hz 150W
Output	12 V DC 6.5A	12 V DC 6.5A
Weight	1.6 lb (0.7 kg)	1.6 lb (0.7 kg)

REFERENCE

Competitive Die Compatibility

All Dies Listed may be used with the appropriate Greenlee Tools

TOOL TYPE	GREENLEE	BURNDY	T & B	ILSCO	HUSKIE	PANDUIT	BLACKBURN	KEARNEY	PENN-UNION
EK410	KC4, KA4	—	—	—	—	—	—	—	—
EK628	KC22, KA22	W, X ⁸	6 TON ⁹	ND ⁸	HT58 ⁸	CD-2001 ⁸	BY ⁹	O ⁹	—
EK22GL, CK22GL	KC22, KA22, KD6	W, X	—	ND	HT58	CD-2001	—	—	—
CCX	KC22 ¹ , KA22 ¹ , KD6 ²	W ² , X ²	6 TON ³	ND ²	HT ³ , HT58 ²	CD-2001 ²	BY ³	O ³	—
1230	KC12, "U" STYLE, KD12	U	15500 SERIES	ILD	HT41	CD-920	B, H	—	T
1240, 12CCX	KC12, "U" STYLE, KD12	U	15500 SERIES	ILD	HT41	CD-920	B, H	—	T
1240K	—	—	—	—	HTK	—	—	PH2	—
1550	—	P ⁴ , U ⁵	15600 SERIES ⁶ , 15500 SERIES ⁵	ILD-P ⁴ , ILD ⁵	HT61 ⁴ , HT41 ⁵	CD-940 ⁴ , CD-920 ⁵	15600 SERIES ⁶ , B ⁵ , H ⁵	PH2 ⁷	—
K425BG, K425O	K06	W, X	—	ND	HT58	CD-2001	—	—	—

Notes: **BOLD** indicates that use of the proper die adapter is needed.

¹ Use UA22 die adapters ² UAW die adapters ³ Use UAK die adapters ⁴ Use 48820 die adapters ⁵ Use 48802 die adapters ⁶ Use 48788 die adapters ⁷ Use 48824 die adapters
⁸ Use CJD30 or CJD3BG Jaws ⁹ Use CJK Jaws

Crimping Die Cross Reference

CCX, EK22GL, CK22GL, EK628 – COPPER COLOR-CODED LUGS AND SPLICES FOR 6-TON CRIMPING TOOLS

CABLE SIZE	COLOR CODE	GREENLEE ¹	BURNDY ²	T & B ³	ILSCO ²	HUSKIE ²	PANDUIT ²	BLACKBURN ³
8 AWG	Red	KC22-8	W8CVT W8CRT X8CRT	6TON21	—	—	CD-2001-8	BY15C
6 AWG	Blue	KC22-6	W5CVT W5CRT X5CRT X8CART	6TON24	—	—	CD-2001-6	BY17C
5 AWG	Blue	NA	W5CVT W5CRT X5CRT	—	—	—	—	—
4 AWG	Gray	KC22-4	W4CVT W4CRT X4CRT	6TON29	—	—	CD-2001-4	BY19C
3 AWG	White	NA	W3CRT	—	—	—	—	—
2 AWG	Brown	KC22-2	W2CVT W2CRT X2CRT	6TON33	—	—	CD-2001-2	BY21C
1 AWG	Green	KC22-1	W1CVT X1CRT-1 W1CRT-1	6TON37	—	—	CD-2001-1	BY53C
1/0 AWG	Pink	KC22-1/0	W25VT W25RT X25RT	6TON42	—	—	CD-2001-1/0	BY23C
2/0 AWG	Black	KC22-2/0	W26VT W26RT X26RT	6TON45	—	—	CD-2001-2/0	BY28C
3/0 AWG	Orange	KC22-3/0	W27VT W27RT X27RT	6TON50	—	—	CD-2001-3/0	BY25C
4/0 AWG	Purple	KC22-4/0	W28VT W28RT X28RT	6TON54	—	—	CD-2001-4/0	BY31C
250 kcmil (MCM)	Yellow	KC22-250	W29VT W29RT X29RT	6TON62	—	—	CD-2001-250	BY27C
300 kcmil (MCM)	White	KC22-300	W30VT W30RT	6TON66	—	—	CD-2001-300	BY35C
350 kcmil (MCM)	Red	KC22-350	W31VT W31RT	6TON71	—	—	CD-2001-350	BY37C
400 kcmil (MCM)	Blue	KC22-400	W32VT W32RT	6TON76	—	—	CD-2001-400	—
500 kcmil (MCM)	Brown	KC22-500	W34VT W34RT	6TON87	—	—	CD-2001-500	—
600 kcmil (MCM)	Green	KC22-600	—	—	—	—	—	—

Notes for 6-ton dies: ¹ Can be used with 22 Series, CCX and EK628 tools. Use UA22 die adapters with CCX. Use without adapters with 22 Series and EK628.
² Can be used with 22 Series, CCX and EK628 tools. Use UAW die adapters with CCX. Use W die adapters with 22 Series. Use with CJO3 jaws with EK628.
³ Can be used with CCX and EK628 tools only. Cannot be used with 22 Series tools. Use UAK die adapters with CCX. Use with CJK jaws with EK628.

R = REPLACEMENT PART **A** = ACCESSORY

Wire & Cable Termination

USA Tel: 800.435.0786
Fax: 800.451.2632

Canada Tel: 800.435.0786
Fax: 800.524.2853

International Tel: +1.815.397.7070
Fax: +1.815.397.9247

Crimping Die Cross Reference

ALL 1230, 1240 & C12CCX TOOLS* – COPPER COLOR-CODED LUGS AND SPLICES FOR 12-TON CRIMPING TOOLS

CABLE SIZE	COLOR CODE	GREENLEE	BURNDY	T & B	ILSCO	HUSKIE	PANDUIT	BLACKBURN	PENN-UNION
8 AWG	Red	KC12-8	U8CRT	15520	ILD-1		CD-920-8	B71CH	
6 AWG	Blue	KC12-6	U5CRT U8CABT	15522	ILD-2	HT41AT	CD-920-6	B73CH	T-7/374
5 AWG	Blue		U5CRT						
4 AWG	Gray	KC12-4	U4CRT U6CABT	15527	ILD-3	HT41AU	CD-920-4	B74CH	T-8/346
3 AWG	White	NA	U3CRT						
2 AWG	Brown	KC12-2	U2CRT	15528	ILD-4	HT41AW	CD-920-2	B75CH	T-9
1 AWG	Green	KC12-1	U1CRT 4UCABT	15513	ILD-4	HT41AX	CD-920-1	B05CH	T-10
1/0 AWG	Pink	KC12-1/0	U25RT U2CABT	15508	ILD-5	HT41AY	CD-920-1/0	B06CHI	T-11/375
2/0 AWG	Black	KC12-2/0	U26RT	15526	ILD-6	HT41AZ	CD-920-2/0	B72CH	T-12/348
3/0 AWG	Orange	KC12-3/0	U27RT	15530	ILD-9	HT41BA	CD-920-3/0	B08CH	T-13
4/0 AWG	Purple	KC12-4/0	U28RT	15511	ILD-10	HT41BC	CD-920-4/0	B09CH	T-14
250 kcmil (MCM)	Yellow	KC12-250	U29RT	15510	ILD-11	HT41BE	CD-920-250	B26CH	T-15
300 kcmil (MCM)	White	KC12-300	U30RT U28ART	15534	ILD-12	HT41BF	CD-920-300	B10CH	T-16
350 kcmil (MCM)	Red	KC12-350	U31RT U29ART	15512	ILD-13	HT41BJ	CD-920-350	B11CH	T-17
400 kcmil (MCM)	Blue	KC12-400	U32RT U30ART	15512	ILD-14	HT41BK	CD-920-400	B11CH	T-18/324
500 kcmil (MCM)	Brown	KC12-500	U34RT U31ART	15506	ILD-15	HT41BL	CD-920-500	B12CH	T-19/470
600 kcmil (MCM)	Green	KC12-600	U36RT U32ART		ILD-16	HT41BM	CD920-600	B36CH	T-20/299
700 kcmil (MCM)	Pink	NA	U38RT	15505	ILD-16				T-20/299
750 kcmil (MCM)	Black	KC12-750	U39RT	15515	ILD-17	HT41BP	CD-920-750	B29CH	T-22/472

Notes for all 12-ton dies: * All 12-ton dies shown can be used with all 1230, 1240 and 12CCX Greenlee tools up to the capacity limits of the tool.

International Tel: +1.815.397.7070
 Fax: +1.815.397.9247

Canada Tel: 800.435.0786
 Fax: 800.524.2853

USA Tel: 800.435.0786
 Fax: 800.451.2632

Crimping Die Cross Reference

CCX, EK22GL, CK22GL & EK628 – ALUMINUM COLOR-CODED LUGS AND SPLICES FOR 6-TON TOOLS

CABLE SIZE	COLOR CODE	GREENLEE ¹	BURNDY ²	T & B ³	ILSCO ²	HUSKIE ²	PANDUIT ²	BLACKBURN ³
8 AWG	Blue	KA22-8	X8CART	6TON24				BY17C
6 AWG	Gray	KA22-6	X6CART	6TON29			CD-2001-4	BY19C
4 AWG	Green	KA22-4	X4CART	6TON37			CD-2001-1	BY53C
2 AWG	Pink	KA22-2	X2CART	6TON42			CD-2001-1/0	BY23C
1 AWG	Gold	KA22-1	X1CART	6TON45			CD-2001-2/0	BY24C
1/0 AWG	Tan	KA22-1/0	X25ART	6TON50			CD-2001-3/0	BY25C
2/0 AWG	Olive	KA22-2/0	X26ART	6TON54			CD-2001-4/0	BY31C
3/0 AWG	Ruby	KA22-3/0	X27ART	6TON60			CD-2001-250	BY32C
4/0 AWG	White	KA22-4/0	X28ART	6TON66			CD-2001-300	BY35C
250 kcmil (MCM)	Red	KA22-250		6TON71			CD-2001-350	BY37C
300 kcmil (MCM)	Blue	KA22-300		6TON76			CD-2001-400	BY35C
350 kcmil (MCM)	Brown	KA22-350		6TON87				BY37C

Notes for 6-ton dies:

¹ Can be used with 22 Series, CCX and EK628 tools. Use UA22 die adapters with CCX. Use without adapters with 22 Series and EK628.

² Can be used with 22 Series, CCX and EK628 tools. Use UAW die adapters with CCX. Use with W die adapters with 22 Series. Use CJ03 jaws with EK628.

³ Can be used with CCX and EK628 tools. Cannot be used with 22 Series tools. Use UAK die adapters with CCX. Use CJK jaws with EK628.

Crimping Die Cross Reference

ALL 1230, 1240 & 12CCX TOOLS* – ALUMINUM COLOR-CODED LUGS AND SPLICES FOR 12-TON TOOLS

CABLE SIZE	COLOR CODE	GREENLEE	BURNDY	T & B	ILSCO	HUSKIE	PANDUIT	BLACKBURN	PENN-UNION
8 AWG	Blue	KA12-8	U8CABT	15522	ILD-2	HT41GL		B73CH	T-7/374
6 AWG	Gray	KA12-6	U6CABT	15527	ILD-3	HT41GE	CD-920-4	B74CH	T-8/346
4 AWG	Green	KA12-4	U4CABTQ	15513	ILD-4	HT41GM	CD-920-1	B05CH	T-11/375
2 AWG	Pink	KA12-2	U2CABT	15508	ILD-7	HT41GF	CD-920-1/0	B06CHI	T-12/348
1 AWG	Gold	KA12-2	U1CART	15526	ILD-7		CD-920-2/0	B06CHI	T-471
1/0 AWG	Tan	KA12-1/0	U25ART	15530	ILD-8	HT41EX	CD-920-3/0	B06CH	T-296
2/0 AWG	Olive	KA12-2/0	U26ART	15511	ILD-10	HT41EY	CD-920-4/0	B09CH	T-297
3/0 AWG	Ruby	KA12-3/0	U27ART	15532	ILD-10	HT41GW	CD-920-250	B26CH	T-467
4/0 AWG	White	KA12-4/0	U28ART	15534	ILD-12	HT41EZ	CD-920-300	B10CHI	T-298
250 kcmil (MCM)	Red	KA12-250	U29ART	15514	ILD-13	HT41FW	CD-920-350	B11CH	T-18/324
300 kcmil (MCM)	Blue	KA12-300	U30ART	15512	ILD-14	HT41GZ	CD-920-400	B11CH	T-19/470
350 kcmil (MCM)	Brown	KA12-350	U31ART	15506	ILD-14	HT41FA	CD-920-500	B12CHI	T-20/299
400 kcmil (MCM)	Green	KA12-400	U32ART	15536	ILD-16	HT41HH	CD-920-600	B36CH	T-22/472
500 kcmil (MCM)	Pink	KA12-500	U34ART	15505	ILD-16A	HT41FB	CD-920-500A	B76CH	T-300
600 kcmil (MCM)	Black	KA12-600	U36ART	15515	ILD-17	HT41HG	CD920-750		T-24/473
700 kcmil (MCM)	Yellow		U39ART		ILD-17	HT41IJ			
750 kcmil (MCM)	Yellow	KA12-750	U39ART	15504	ILD-18	HT41IJ			

Notes for all 12-ton dies: * All 12-ton dies shown can be used with all 1230, 1240 and 12CCX Greenlee tools up to the capacity limits of the tool.

Crimping Die Cross Reference

CCX, EK22GL, CK22GL, EK628 – COPPER C-TAPS FOR COPPER CABLES

RUN	TAP	GREENLEE ¹	BURNDY ²	T & B ³	ILSCO ²	HUSKIE ²	PANDUIT ²	BLACKBURN ³
10 AWG	10AWG		W238			HT58DG		
8 AWG	8 AWG	KD6-15	W162			HT58BZ		BY21
4-6 AWG	8 AWG	KD6-10	WBG		ND-BG	HT58G	CD-2001-BG	BY31
4-6 AWG	6 AWG	KD6-10	WBG		ND-BG	HT58G	CD-2001-BG	BY31
4-6 AWG	4 AWG	KD6-10	WBG		ND-BG	HT58G	CD-2001-BG	BY31
2-3 AWG	4-8 AWG	KD6-12	WC		ND-C	HT58J	CD-2001-C	BY33
2-3 AWG	2-3 AWG	KD6-12	WC		ND-C	HT58J	CD-2001-C	BY33
1/0-2/0 AWG	8-2 AWG	KD6-11	WO			HT58AK		OJB
1/0-2/0 AWG	1/0-2/0 AWG	KD6-11	WO			HT58AK		OJB
3/0-4/0 AWG	6-2 AWG	D ₃ ⁴						DBL
3/0-4/0 AWG	1/0-2/0 AWG	D ₃ ⁴						
3/0-4/0 AWG	3/0-4/0 AWG	D ₃ ⁴						

Notes for 6-ton dies:

¹ Can be used with 22 Series, CCX and EK628 tools. Use UAW die adapters with CCX. Use D3 adapters with 22 Series. Use CJD3 jaws with EK628.

² Can be used with 22 Series, CCX and EK628 tools. Use UAW die adapters with CCX. Use D3 die adapters with 22 Series. Use CJD3 jaws with EK628.

³ Can be used with CCX and EK628 tools. Cannot be used with 22 Series tools. Use UAK die adapters with CCX. Use CJK jaws with EK628.

⁴ Die adapters included with EK22GL have D3 profile. UAW adapters for CCX tools have D3 profile. CJD3 jaws for EK628 have D3 profile.

Crimping Die Cross Reference

ALL 1230,1240 & 12CCX TOOLS* – COPPER C-TAPS FOR COPPER CABLES

RUN	TAP	GREENLEE	BURNDY	T & B	ILSCO	HUSKIE	PANDUIT	BLACKBURN	PENN-UNION
10 AWG	10 AWG	KD12-35	U238			HT41DG			
8 AWG	8 AWG	KD12-15	U162			HT41BZ		B71AH	
4-6 AWG	8 AWG	KD12-10	UBG			HT41G	CD-920-BG	B58CS	T-BG
4-6 AWG	6 AWG	KD12-10	UBG			HT41G	CD-920-BG	B58CS	T-BG
4-6 AWG	4 AWG	KD12-10	UBG			HT41G	CD-920-BG	B58CS	T-BG
2-3 AWG	4-8 AWG	KD12-12	UC		ILD-C	HT41J	CD-920-C	HKBC	
2-3 AWG	2-3 AWG	KD12-12	UC		ILD-C	HT41J	CD-920-C	HKBC	
1/0-2/0 AWG	8-2 AWG	KD12-11	UO		ILD-O	HT41AK		HO	T-O
1/0-2/0 AWG	1/0-2/0 AWG	KD12-11	UO		ILD-O	HT41AK		HO	T-O
3/0-4/0 AWG	6-2 AWG	KD12-30	UD3		ILD-D3	HT41X	CD-920-D3	HD	T-D3
3/0-4/0 AWG	1/0-2/0 AWG	KD12-30	UD3		ILD-D3	HT41X	CD-920-D3	HD	T-D3
3/0-4/0 AWG	3/0-4/0 AWG	KD12-30	UD3		ILD-D3	HT41X	CD-920-D3	HD	T-D3

Notes for all 12-ton dies: *All 12-ton dies shown can be used with all 1230, 1240 and 12CCX Greenlee tools up to the capacity limits of the tool.

CABLE BENDING TOOLS

Ratchet Cable Bender



- Simplifies and speeds cable installation.
- 10" (254 mm) ratchet extension is furnished to simplify bending in deep enclosures.
- Includes ratchet wrench, L-wrench, ratchet extension, bending shoe assembly and storage box.

CAT. NO.	UPC NO.	DESCRIPTION
796	22590	Ratchet Cable Bender
22578	22578	R Ratchet Wrench with Grip
22579	22579	R L-Wrench with Grip
22682	22682	R 10" (254 mm) Ratchet Extension
22934	22934	R Bending Shoe
30236	30236	R Storage Box

SPECIFICATIONS

Capacity	Up through 500 kcmil (MCM) (240 mm ²), 600 volt, copper or aluminum cable
Weight	8.2 lbs. (3.7 kg)

Hydraulic Cable Bender

800F1725



- One-shot bends up to 90°; automatically unloads cable.
- Compact design bends in tight places.
- Unit with foot pump keeps both hands free to hold cable.

CAT. NO.	UPC NO.	DESCRIPTION
800	23892	Hydraulic Cable Bender only
802	24395	Hydraulic Cable Bender with High Pressure Hose Unit and Storage Box
800F1725	23893	Hydraulic Cable Bender with 1725 Foot Pump, High Pressure Hose Unit and Storage Box
37729	37729	R High Pressure Hydraulic Hose 1/4" x 10' (6.4 mm x 3 m)
1725	31353	R Hydraulic Foot Pump
23955	23955	R Metal Storage Box

SPECIFICATIONS

Capacity	350 - 1000 kcmil (MCM) (185-500 mm ²), 600 volt 350 - 750 kcmil (MCM) compact cable
Weight	800 - 7 lbs. (3.2 kg), 802 - 26 lbs. (11.8 kg) 800F1725 - 36 lbs. (16.4 kg)

WIRE AND CABLE STRIPPING TOOLS

Adjustable Cable Stripper



- For mid-span and end termination. Strips TW, THW, THWN, THHN and similar single-layer insulation.
- Fast-close jaws. Quick size and insulation adjustments.
- Snap action for same cutting depth time after time.

CAT. NO.	UPC NO.	DESCRIPTION
1905	21533	Adjustable Cable Stripper
21978	21978	Blade

SPECIFICATIONS

Capacity	1/0 - 1000 kcmil (MCM) (50 - 500 mm ² diameter); insulation rated 600 VAC Nominal
Weight	.9 lb. (408 g)

Pocket Cable Stripper



- Specifically designed for stripping power and telecommunications cables from 3/16" to 1-1/8" in diameter (4.5 mm to 29 mm).
- Easy blade depth adjustment.
- 90° blade rotation allows longitudinal, circular and spiral slitting of insulation.

CAT. NO.	UPC NO.	DESCRIPTION
1900	45824	Stripping Tool
07915	07915	Cutting Blade

Pocket Cable Stripper



- Specifically designed for stripping power and telecommunications cables from 3/4" to 1-1/2" in diameter (4.5 mm to 29 mm).
- Easy blade depth adjustment.
- 90° blade rotation allows longitudinal, circular and spiral slitting of insulation.

CAT. NO.	UPC NO.	DESCRIPTION
1901	45823	Pocket Cable Stripper
07915	07915	Cutting Blade

Kwik Stripper® Heavy-Duty Wire Stripper



- 18-6 AWG (1.0-4.1 mm dia.) stripping capacity.
- Front entry jaws for easy access to boxes, panels and tight spaces.
- Quick and easy adjustments.
- Tough metal alloy construction.

CAT. NO.	UPC NO.	DESCRIPTION
45019	45019	Kwik Stripper Heavy-Duty Wire Stripper
45020	45020	Heavy-Duty Jaws

Kwik Stripper® Wire Stripper



- 34-10 AWG (.08-6mm²) stripping capacity.
- 12 AWG (4 mm²) solid, 10 AWG (6 mm²) stranded cutting capacity.
- Strips and cuts flat and round cable.
- Self-adjusts to different wire gauges.
- Contoured and cushioned handles.
- Front entry jaws have an adjustable strip length guide.
- Lightweight reinforced nylon is chemical and corrosion resistant.

CAT. NO.	UPC NO.	DESCRIPTION
45000	45000	Kwik Stripper Wire Stripper
20243	20243	R Blade Cassette

Automatic Wire Stripper



- Production grade wire stripper strips insulation from most smaller gauge wire.
- Strips up to 7/8" (22.2 mm) length.
- Strips PVC and THHN insulation.
- For use with solid and stranded wire.

CAT. NO.	UPC NO.	DESCRIPTION
1935	37600	Automatic Wire Stripper

SPECIFICATIONS

Capacity	20 - 10 AWG (.5 mm ² - 6 mm ²) with PVC or THHN insulation
Weight	.7 lb. (300 g)

Pro Wire Strippers



1950



1951



1955



1956

- Strips the outer jacket off both solid and stranded wire.
- Machined stripping stations with a positive stop provide precise stripping diameters.
- Ergonomically designed, extra-long cushioned handles add superior comfort and reduce hand fatigue.
- Long curved cutter blades reduce force required by 25% and can cut NM in a single cut.
- Lock tab protects cutting edges during storage.
- Pliers nose for working with small nuts and pulling wire.
- Hole in jaws for looping wires.
- Opening stop prevents spring from disengaging.
- Easy-to-read graphics.
- Cuts screws.

CAT. NO.	UPC NO.	DESCRIPTION
1950	06852	Pro Stripper 10-18 AWG
1951	06853	Pro Wire Stripper 22-32 AWG
1955	06857	Pro Plus Wire Stripper, 10-18 AWG
1956	10300	Pro Plus Stripper 8-16 AWG

SPECIFICATIONS

Strips	1950 & 1955 - 10-18 AWG solid, 12-20 AWG stranded; 1951 - 22-32 AWG solid, 20-30 AWG stranded; 1956 - 6-14 AWG solid, 8-16 AWG stranded
Cuts	#6-32 and #8-32 screws
Length	1950 & 1951 - 7-1/4" (184 mm) 1955 & 1956 - 7-3/8" (187 mm)

Pro Wire Stripper for NM Cable



- Pliers' nose for working with small nuts and pulling wire.
- Machined stripping stations with a positive stop provide precise stripping diameters.
- Long curved cutter blades reduce force required by 25% and can cut NM in single cut.
- Hole in jaws for looping wires.
- Extra-long cushioned handles add comfort and reduce hand fatigue.
- Opening stop prevents spring from disengaging.
- Lock tab protects cutting edges during storage.
- Easy-to-read graphics.
- Cuts screws.

CAT. NO.	UPC NO.	DESCRIPTION
1960	06854	Pro Stripper 12/2 & 14/2

SPECIFICATIONS	
Removes	NM-B outer jacket
Strips	#12 and #14 AWG solid
Cuts	#6-32 and #8-32 screws
Length	7-3/4" (197 mm)

Wire Stripper/Cutters



- Precision-ground blades ensure consistent stripping and cutting.
- Heat-treated for long life.
- Cushioned-grip vinyl handle for comfortable use.
- Serrated nose grip for wire pulling and straightening.
- Stamped from high-carbon tool steel.
- Pivot joints have hardened steel bushings.
- Rust-resistant black oxide finish.

SPECIFICATIONS	
Capacity	PVC or THHN insulation 1916 - 20-10 AWG (0.5-6 mm ²) 1917 - 26-16 AWG (0.25-1.5 mm ²) 1918 - 30-22 AWG (0.25-.34 mm ²)
Weight	.2 lb. (91 g) All Models

CAT. NO.	UPC NO.	DESCRIPTION
1916	31891	20-10 AWG (0.8 to 2.6 mm dia.) Solid Wire
1917	31890	26-16 AWG (0.4 to 1.3 mm dia.) Solid Wire
1918	31889	30-22 AWG (0.25 to 0.64 mm dia.) Solid Wire

V-Notch Wire Stripper/Cutter



- Stamped from high-carbon tool steel with black oxide finish.
- Pivot joints have hardened-steel bushings.
- Viny-cushioned grip.
- Precision-ground blades for consistent stripping and cutting.
- Adjustable settings.
- Heat-treated for long life.

CAT. NO.	UPC NO.	DESCRIPTION
1913	31894	The Terminators V-Notch Wire Stripper/Cutter
1914	31893	The Terminators V-Notch Wire Stripper/Cutter with Spring and Lock function

SPECIFICATIONS	
Capacity	30 - 10 AWG (.25 - 6 mm ²) with PVC or THHN insulation
Weight	.16 lb. (73 g)

International Tel: +1.815.397.7070
Fax: +1.815.397.9247

Canada Tel: 800.435.0786
Fax: 800.524.2853

USA Tel: 800.435.0786
Fax: 800.451.2632

Stripping/Crimping Combination Tool



- Pliers' nose avoids having to switch tools for gripping tasks.
- Extra-narrow nose for getting into tight boxes.
- Machined stripping stations with a positive stop provide precise stripping diameters.
- Wire looping holes in jaw.
- Long, curved cutter blades reduce force required by 25% and can cut NM in single cut.
- Screw cutting stations are collapsed around the pivot – 20% less force is required.
- Smooth, rounded pivot bolt won't catch in tool pouch or on other tools.
- Easy-to-read graphics.
- Comfortable, cushioned grips.

CAT. NO.	UPC NO.	DESCRIPTION
1927	06851	Stripping/Crimping Combination Tool

SPECIFICATIONS

Strips	10-22 AWG solid and stranded
Crimps	10-22 AWG insulated and non-insulated terminals
Cuts	#4-40, #5-40, #6-32, #8-32, #10-24 and #10-32 screws
Length	8-1/8" (206 mm)

Crimping/Stripping Combination Tool



- Up-front cutter for snipping hard-to-reach wires.
- Narrow nose for getting into tight boxes.
- Wire looping holes in jaw.
- Screw cutting stations are collapsed around the pivot – 20% less force is required.
- Machined stripping stations with a positive stop provide precise stripping diameters.
- Long, curved cutter blades reduce force required by 25% and can cut NM in single cut.
- Smooth, rounded pivot bolt won't catch in tool pouch or on other tools.
- Easy-to-read graphics.
- Comfortable, cushioned grips.

CAT. NO.	UPC NO.	DESCRIPTION
1923	06850	Crimping/Stripping Combination Tool

SPECIFICATIONS

Strips	8-18 AWG solid, 10-22 AWG stranded
Crimps	10-22 AWG insulated and non-insulated terminals
Cuts	#4-40, #6-32, #8-32, #10-24 and #10-32 screws
Length	8-1/2" (216 mm)

Combination Tool



- Crimp, strip and cut wire with a single tool, also cut and rethread screws.
- Hardened alloy steel with black oxide finish.
- Pivot joints have hardened-steel bushings.
- New, softer grips.
- Precision-ground blades for fast, easy and consistent wire stripping and cutting.


CAT. NO.	UPC NO.	DESCRIPTION
1921	31888	The Terminators Combination Tool

SPECIFICATIONS

Capacity	PVC or THHN insulation Cut – 22 - 10 AWG (.34 mm ² - 6 mm ²) Strip – 22 - 10 AWG (.34 mm ² - 6 mm ²) Crimp – insulated and uninsulated, 22 - 10 AWG (.34 mm ² - 6 mm ²) Terminals and Splices; 7 and 8 mm Ignition Terminals Screws – Cut & Rethread, 10-24, 10-32, 8-32, 6-32 and 4-40
Length	8-5/8" (220 mm)
Weight	.5 lb. (225 g)

WIRE CRIMPING TOOLS

Kwik Cycle® Crimping Tool



- For non-insulated terminals.
- Includes ratchet mechanism which releases only after full crimp cycle is completed.

SPECIFICATIONS

Capacity	22 AWG - 6 AWG
Length	12.8" (325 mm)
Weight	.3 lbs. (136 g)

CAT. NO.	UPC NO.	DESCRIPTION
----------	---------	-------------

K2-1BGL	02632	Kwik Cycle Crimping Tool
---------	-------	--------------------------

Kwik Cycle® 9



- Frames are manufactured from heat-treated, hardened tool steel for superior life and function.
- Tools feature a precision, full-cycle ratchet for accurate, repeatable crimps every cycle.
- Crimping dies are manufactured from hardened, heat-treated tool steel for superior life.
- Tension adjustment preset at the factory for optimum performance.
- Higher leverage force and ergonomically designed handle for improved comfort.
- Ideal for field installation of connectors as well as shop use.
- Die sets are easily interchangeable using a screwdriver.
- Uses all Kwik Cycle 9 crimping dies (see page 217).

CAT. NO.	UPC NO.	DESCRIPTION
----------	---------	-------------

45504	45504	Kwik Cycle 9" Crimp Frame
-------	-------	---------------------------

SPECIFICATIONS

Capacity	Uses Kwik Cycle 9 Die Sets
Weight	1.1 lb. (500 g)

Gator® Plus Terminal Crimping Tool



- Totally new hydraulic pump design results in an extremely compact, battery-powered crimping tool for crimping terminals and DSV connectors.
- Linear crimping action results in a completely symmetric crimp.
- Special compact 9.6 volt NiCd battery reduces weight and size.
- Slim profile and light weight provide for one-hand operation.
- Can complete approximately 150 crimps per battery charge.
- Ram can be retracted in mid-cycle to adjust connector.
- Crimping head rotates 360°.
- Uses all Kwik Cycle 9 crimping dies (see page 217).
- Two batteries, battery charger, and carrying case included.
- Choice of 120 volt, 230 volt, or 12 volt battery charger.

SPECIFICATIONS


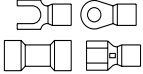



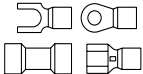

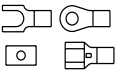

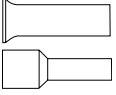

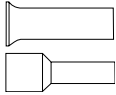
Capacity	Uses Kwik Cycle 9 Die Sets
Length	13-1/4" (337 mm)
Weight	2-3/4 lb. (1.3 kg)
Battery	9.6 volt 1.3 Ah NiCd battery
Crimping Force	2,900 lb. (13kN)
Width	3-1/8" (79 mm)
Crimp Cycle Time	~2 seconds
Battery Charge Time	1 hour

CAT. NO.	UPC NO.	DESCRIPTION
----------	---------	-------------

EK21011	02024	1.5-Ton Battery-Powered Crimping Tool w/120 volt charger
EK21012	02025	1.5-Ton Battery-Powered Crimping Tool w/12 volt charger
EK21022	02026	1.5-Ton Battery-Powered Crimping Tool w/230 volt charger
01975	01975	R 9.6 V NiCd Battery
02019	02019	R Carrying Case
02178	02178	R 120V Charger
23076	23076	R 12V Charger
02180	02180	R 230V Charger

Kwik Cycle® 9

INTERCHANGEABLE DIE SETS FOR INSULATED AND NON-INSULATED TERMINALS

CAT./UPC NO.	CONNECTION	DESCRIPTION
 <p>- KWIK CYCLE 9 TOOL W/ DIE 45500 - DIE ONLY 45509</p>		<p>22-10 AWG Color coded nests for easy identification Standard insulated terminals, ring tongue, spade lug, slide on and butt splices</p>
 <p>- KWIK CYCLE 9 TOOL W/ DIE 45501 - DIE ONLY 45570</p>		<p>22-10 AWG Color coded nests for easy identification For fully insulated slide on style connectors AMP Ultrafast™ style</p>
 <p>- DIE ONLY 45565</p>		<p>26-16 AWG For mini insulated terminals with smaller wire barrels Ring tongue, spade, slide on and butt splices</p>
 <p>- KWIK CYCLE 9 TOOL W/ DIE 45505 - DIE ONLY 45507</p>		<p>22-10 AWG For non-insulated terminals and splices</p>
 <p>- DIE ONLY 03283</p>		<p>26-10 AWG For non-insulated and insulated wire ferrules</p>
 <p>- DIE ONLY 03284</p>		<p>8-4 AWG For non-insulated and insulated wire ferrules</p>

Note: Other dies see page 204.


USA Tel: 800.435.0786
Fax: 800.451.2632

Canada Tel: 800.435.0786
Fax: 800.524.2853

International Tel: +1.815.397.7070
Fax: +1.815.397.9247

WIRE FERRULES

Non-Insulated Wire Ferrules



- For terminating stranded wire into terminal blocks.
- Electrolytic copper and tin plating provide maximum conductivity and low contact resistance.
- Meets DIN 46228, part 1, 0.5 - 50 mm².

SPECIFICATIONS

Material	Copper	Surface	Tin plated
-----------------	--------	----------------	------------

CONDUCTOR SIZE AWG (mm ²)	CATALOG NUMBER	UPC CODE	DIMENSION L INCHES (mm)	RECOMMENDED CRIMPING TOOLS
24 - 23 (0.25)	69 / 5VZ*	04989	.197 (5)	K1GL, K32GL, K30GL Die 03283
	69 / 7VZ*	04990	.276 (7)	
22 (0.34)	70 / 5VZ*	04991	.197 (5)	K1GL, K32GL, K30GL Die 03283
	70 / 7VZ*	04992	.276 (7)	
20 (0.5)	71S / 6VZ	04993	.236 (6)	K1GL, K32GL, K36GL, K30GL Die 03283
	71S / 8VZ*	04994	.315 (8)	
	71S / 10VZ	04995	.394 (10)	
18 (0.75)	71 / 6VZ	04996	.236 (6)	K1GL, K32GL, K36GL, K30GL Die 03283
	71 / 8VZ*	04997	.315 (8)	
	71 / 10VZ	04998	.394 (10)	
	71 / 15VZ*	04999	.591 (15)	
18 - 17 (1)	72S / 6VZ	05000	.236 (6)	K1GL, K32GL, K36GL, K30GL Die 03283
	72S / 8VZ*	05001	.315 (8)	
	72S / 10VZ	05002	.394 (10)	
	72S / 12VZ*	05003	.471 (12)	
	72S / 15VZ*	05004	.591 (15)	
16 (1.5)	72 / 7VZ	05005	.276 (7)	K1GL, K32GL, K36GL, K30GL Die 03283
	72 / 10VZ	05006	.394 (10)	
	72 / 12VZ	05007	.471 (12)	
	72 / 15VZ*	05008	.591 (15)	
	72 / 18VZ	05009	.709 (18)	
	72 / 20VZ*	05010	.787 (20)	
14 (2.5)	73 / 7VZ	05011	.276 (7)	K1GL, K32GL, K36GL, K30GL Die 03283
	73 / 10VZ	05012	.394 (10)	
	73 / 12VZ	05013	.471 (12)	
	73 / 15VZ*	05014	.591 (15)	
	73 / 18VZ	05015	.709 (18)	
12 (4)	74 / 9VZ	05016	.354 (9)	K32GL, K36GL, K30GL Die 03283
	74 / 12VZ	05017	.471 (12)	
	74 / 15VZ	05018	.591 (15)	
	74 / 18VZ	05019	.709 (18)	
	74 / 20VZ*	05020	.787 (20)	
10 (6)	75 / 10VZ	05021	.394 (10)	K32GL, K34GL, K36GL, K30GL Die 03283
	75 / 12VZ	05022	.471 (12)	
	75 / 15VZ	05023	.591 (15)	
	75 / 18VZ	05024	.709 (18)	
	75 / 20VZ*	05025	.787 (20)	
	75 / 25VZ*	05026	.984 (25)	
8 (10)	76 / 12VZ	05027	.471 (12)	K28GL, K34GL Die 03284
	76 / 15VZ	05028	.591 (15)	
	76 / 18VZ	05029	.709 (18)	
	76 / 20VZ*	05030	.787 (20)	
	76 / 25VZ*	05031	.984 (25)	

CONDUCTOR SIZE AWG (mm ²)	CATALOG NUMBER	UPC CODE	DIMENSION L INCHES (mm)	RECOMMENDED CRIMPING TOOLS
6 (16)	77 / 12VZ	05032	.471 (12)	K28GL, K34GL Die 03283
	77 / 15VZ	05033	.591 (15)	
	77 / 18VZ	05034	.709 (18)	
	77 / 20VZ*	05035	.787 (20)	
	77 / 25VZ	05036	.984 (25)	
4 (25)	77 / 32VZ	05037	1.260 (32)	K28GL Die 03284
	78 / 12VZ*	05038	.471 (12)	
	78 / 15VZ	05039	.591 (15)	
	78 / 20VZ*	05041	.787 (20)	
	78 / 25VZ	05042	.984 (25)	
2 (35)	78 / 28VZ*	05043	1.102 (28)	K28GL
	79 / 15VZ*	05044	.591 (15)	
	79 / 18VZ	05045	.709 (18)	
	79 / 22VZ*	05046	.866 (22)	
1/0 (50)	79 / 25VZ	05047	.984 (25)	K28GL, K29GL
	79 / 30VZ*	05048	1.181 (30)	
	80 / 18VZ	05049	.709 (18)	
	80 / 22VZ*	05050	.866 (22)	
2/0 (70)	80 / 25VZ	05051	.984 (25)	K29GL
	80 / 30VZ*	05052	1.181 (30)	
	81 / 22VZ	05053	.866 (22)	
3/0 (95)	81 / 25VZ	05054	.984 (25)	K29GL
	81 / 30VZ	05055	1.181 (30)	
	82 / 25VZ	05056	.984 (25)	
	82 / 30VZ	05057	1.181 (30)	
4/0 (120)	82 / 32VZ	05058	1.260 (32)	22 Series Tool with AE 22/120 dies
	82 / 34VZ	05059	1.339 (34)	
	83 / 30VZ	05060	1.181 (30)	
	83 / 32VZ	05061	1.260 (32)	
	83 / 34VZ	05062	1.339 (34)	
	83 / 38VZ	05063	1.496 (38)	
300 KCMIL (150)	83 / 40VZ	05064	1.575 (40)	22 Series Tool with AE 22/150 dies
	84 / 32VZ	05065	1.260 (32)	
	84 / 34VZ	05066	1.339 (34)	
	84 / 38VZ	05067	1.496 (38)	
350 KCMIL (185)	84 / 40VZ	05068	1.575 (40)	22 Series Tool with AE 22/185 dies
	85 / 32VZ	05069	1.260 (32)	
	85 / 40VZ	05070	1.575 (40)	

*No applicable standard.
See pages 221 and 222 for recommended ferrule crimping tools.

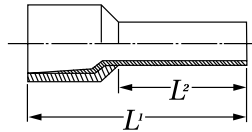
Insulated Wire Ferrules



- Terminate stranded wire into terminal blocks.
- Electrolytic copper and tin plating provide maximum conductivity and low contact resistance.

SPECIFICATIONS

Material	Copper
Surface	Tin-plated
Insulated	Polypropylene Plastic



COLOR CODE: OLD DIN STANDARD

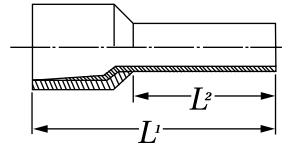
CONDUCTOR SIZE AWG (mm ²)	CATALOG NUMBER	UPC NUMBER	COLOR	DIMENSIONS INCHES (mm)		RECOMMENDED CRIMPING TOOLS
				L1	L2	
(0.14)	166 / GR	04835	Gray	.409 (10.4)	.236 (6)	K1GL, K32GL Die 03283
	166 / GRL	04836		.488 (12.4)	.315 (8)	
24 (0.25)	167 / H	04837	Light Blue	.409 (10.4)	.236 (6)	K1GL, K32GL, K30GL Die 03283
	167 / HL	04838		.488 (12.4)	.315 (8)	
22 (0.34)	168 / T	04839	Turquoise	.409 (10.4)	.236 (6)	K1GL, K32GL, K30GL Die 03283
	168 / TL	04840		.488 (12.4)	.315 (8)	
20 (0.5)	169 / OK	04841	Orange	.471 (12)	.236 (6)	K1GL, K32GL, K36GL, K30GL Die 03283
	169 / O	04842		.551 (14)	.315 (8)	
	169 / OH	04843		.630 (16)	.394 (10)	
18 (0.75)	170 / WK	04844	White	.488 (12.4)	.236 (6)	K1GL, K32GL, K36GL, K30GL Die 03283
	170 / W	04845		.574 (14.6)	.315 (8)	
	170 / WH	04846		.645 (16.4)	.394 (10)	
	170 / WL	04847		.724 (18.4)	.471 (12)	
18 - 17 (1)	171 / GK	04848	Yellow	.488 (12.4)	.236 (6)	K1GL, K32GL, K36GL, K30GL Die 03283
	171 / G	04849		.574 (14.6)	.315 (8)	
	171 / GH	04850		.645 (16.4)	.394 (10)	
	171 / GL	04851		.724 (18.4)	.471 (12)	
16 (1.5)	172 / RO	04852	Red	.574 (14.6)	.315 (8)	K1GL, K32GL, K36GL, K30GL Die 03283
	172 / RH	04853		.645 (16.4)	.394 (10)	
	172 / RL	04854		.960 (24.4)	.709 (18)	
14 (2.5)	173 / B	04855	Blue	.598 (15.2)	.315 (8)	K1GL, K32GL, K36GL, K30GL Die 03283
	173 / BH	04856		.748 (19)	.471 (12)	
	173 / BL	04857		.984 (25)	.709 (18)	
12 (4)	174 / GR	04858	Gray	.649 (16.5)	.394 (10)	K32GL, K36GL, K30GL Die 03283
	174 / GRH	04859		.767 (19.5)	.471 (12)	
	174 / GRL	04860		1.003 (25.5)	.709 (18)	
10 (6)	175 / S	04861	Black	.787 (20)	.471 (12)	K32GL, K34GL, K36GL, K30GL Die 03283
	175 / SL	04862		1.024 (26)	.709 (18)	
8 (10)	176 / E	04863	Ivory	.846 (21.5)	.471 (12)	K28GL, K34GL
	176 / EL	04864		1.082 (27.5)	.709 (18)	
6 (16)	177 / GR	04865	Green	.870 (22.2)	.471 (12)	K28GL, K34GL
	177 / GRL	04866		1.110 (28.2)	.709 (18)	
4 (25)	178 / BR	04867	Brown	1.181 (30)	.630 (16)	K28GL
	178 / BRL	04868		1.377 (35)	.866 (22)	
2 (35)	179 / B	04869	Beige	1.181 (30)	.630 (16)	K28GL
	179 / BL	04870		1.535 (39)	.984 (25)	
1/0 (50)	180 / O	04871	Olive	1.433 (36.4)	.787 (20)	K28GL, K29GL

COLOR CODE: DIN 46228, PART 4

CONDUCTOR SIZE AWG (mm ²)	CATALOG NUMBER	UPC NUMBER	COLOR	DIMENSIONS INCHES (mm)		RECOMMENDED CRIMPING TOOLS
				L1	L2	
20 (0.5)	469 / 6	04548	White	.471 (12)	.236 (6)	K1GL, K32GL, K36GL, K30GL Die 03283
	469 / 8	04549		.551 (14)	.315 (8)	
	469 / 10	04550		.630 (16)	.394 (10)	
18 (0.75)	470 / 6	04551	Gray	.471 (12)	.236 (6)	K1GL, K32GL, K36GL, K30GL Die 03283
	470 / 8	04552		.551 (14)	.315 (8)	
	470 / 10	04553		.630 (16)	.394 (10)	
	470 / 12	04554		.709 (18)	.471 (12)	
18 - 17 (1)	471 / 6	04555	Red	.471 (12)	.236 (6)	K1GL, K32GL, K36GL, K30GL Die 03283
	471 / 8	04556		.551 (14)	.315 (8)	
	471 / 10	04557		.630 (16)	.394 (10)	
	471 / 12	04558		.709 (18)	.471 (12)	
16 (1.5)	472 / 8	04559	Black	.551 (14)	.315 (8)	K1GL, K32GL, K36GL, K30GL Die 03283
	472 / 10	04560		.630 (16)	.394 (10)	
	472 / 12	04561		.709 (18)	.471 (12)	
	472 / 18	04562		.945 (24)	.709 (18)	
14 (2.5)	473 / 8	04563	Blue	.551 (14)	.315 (8)	K1GL, K32GL, K36GL, K30GL Die 03283
	473 / 12	04564		.709 (18)	.471 (12)	
	473 / 18	04565		.945 (24)	.709 (18)	
12 (4)	474 / 10	04566	Gray	.699 (17)	.394 (10)	K32GL, K36GL, K30GL Die 03283
	474 / 12	04567		.787 (20)	.471 (12)	
	474 / 18	04568		1.024 (26)	.709 (18)	
10 (6)	475 / 12	04569	Yellow	.787 (20)	.471 (12)	K32GL, K34GL, K36GL, K30GL Die 03283
	475 / 18	04570		1.024 (26)	.709 (18)	
8 (10)	476 / 12	04571	Red	.866 (22)	.471 (12)	K28GL, K34GL Die 03284
	476 / 18	04572		1.102 (28)	.709 (18)	
6 (16)	477 / 12	04573	Blue	.945 (24)	.471 (12)	K28GL, K34GL Die 03284
	477 / 18	04574		1.102 (28)	.709 (18)	
	478 / 16	04575		Yellow	1.181 (30)	
478 / 18	04576	1.181 (30)	.709 (18)			
478 / 22	04577	1.417 (36)	.866 (22)			
2 (35)	479 / 16	04578	Red	1.181 (30)	.630 (16)	K28GL
	479 / 18	04579		1.181 (30)	.709 (18)	
	479 / 25	04580		1.535 (39)	.984 (25)	
1/0 (50)	480 / 20	04581	Blue	1.417 (36)	.787 (20)	K28GL, K29GL
	480 / 25	04582		1.575 (40)	.984 (25)	

See pages 221 and 222 for recommended ferrule crimping tools.

Insulated Wire Ferrules



- Terminate stranded wire into terminal blocks.
- Electrolytic copper and tin plating provide maximum conductivity and low contact resistance.

SPECIFICATIONS

Material	Copper
Surface	Tin plated
Insulation	Polypropylene plastic


COLOR CODE: FRENCH STANDARD.

CONDUCTOR SIZE AWG (mm ²)	CATALOG NUMBER	UPC NUMBER	COLOR	DIMENSIONS INCHES (mm)		RECOMMENDED CRIMPING TOOLS
				L1	L2	
26 (0.14)	166 / 6	02971	Brown	.409 (10.4)	.236 (6)	K1GL, K32GL Die 03283
	166 / 8	02972		.488 (12.4)	.315 (8)	
24 (0.25)	167 / 6	02973	Light Yellow	.433 (11)	.236 (6)	K1GL, K32GL, K30GL Die 03283
	167 / 8	02974		.511 (13)	.315 (8)	
22 (0.34)	168 / 6	02975	Light Green	.433 (11)	.236 (6)	K1GL, K32GL, K30GL Die 03283
	168 / 8	02976		.511 (13)	.315 (8)	
20 (0.5)	169 / 6	02977	White	.433 (11)	.236 (6)	K1GL, K32GL, K30GL Die 03283
	169 / 8	02978		.511 (13)	.315 (8)	
18 (0.75)	170 / 6	02979	Blue	.452 (11.5)	.236 (6)	K1GL, K32GL, K36GL, K30GL Die 03283
	170 / 8	02980		.531 (13.5)	.315 (8)	
18 - 17 (1)	171 / 6	02981	Red	.452 (11.5)	.236 (6)	K1GL, K32GL, K36GL Die 03283
	171 / 8	02982		.531 (13.5)	.315 (8)	
16 (1.5)	172 / 6	02983	Black	.452 (11.5)	.236 (6)	K1GL, K32GL, K36GL, K30GL Die 03283
	172 / 8	02984		.531 (13.5)	.315 (8)	
	172 / 18	02985		.897 (22.8)	.688 (17.5)	
14 (2.5)	173 / 8	02986	Gray	.570 (14.5)	.315 (8)	K1GL, K32GL, K36GL, K30GL Die 03283
	173 / 18	02987		.945 (24)	.688 (17.5)	
12 (4)	174 / 12	02988	Orange	.681 (17.3)	.452 (11.5)	K32GL, K36GL, K30GL Die 03283
	174 / 18	02989		1.003 (25.5)	.688 (17.5)	
10 (6)	175 / 12	02990	Green	.787 (20)	.452 (11.5)	K32GL, K34GL, K36GL, K30GL Die 03283
	175 / 18	02991		1.024 (26)	.688 (17.5)	
8 (10)	176 / 12	02992	Brown	.843 (21.5)	.471 (12)	K28GL, K34GL, Die 03284
	176 / 18	02993		1.062 (27)	.688 (17.5)	
6 (16)	177 / 12	02994	Ivory	.925 (23.5)	.471 (12)	K28GL, K34GL Die 03284
	177 / 18	02995		1.141 (29)	.688 (17.5)	
4 (25)	178 / 18	02996	Black	1.181 (30)	.688 (17.5)	K28GL Die 03284

See pages 221 and 222 for recommended ferrule crimping tools.

R = REPLACEMENT PART A = ACCESSORY

Insulated Twin Wire Ferrules



- Use to compress two separate conductors together in one ferrule to make chain bridges easy to install.
- Electrolytic copper and tin plating provide maximum conductivity and low contact resistance.

SPECIFICATIONS

Material	Copper
Surface	Tin plated
Insulation	Polypropylene plastic

CONDUCTOR SIZE AWG (mm ²)	CATALOG NUMBER	UPC NUMBER	COLOR	DIMENSIONS INCHES (mm)		RECOMMENDED CRIMPING TOOLS
				L1	L2	
2 x 20 (2 x 0.5)	869 / 8	02954	White	.591 (15)	.315 (8)	K32GL, K36GL, K30GL
	870 / 10	02956		.669 (17)	.394 (10)	
2 x 18 (2 x 0.75)	870 / 8	02955	Gray	.591 (15)	.315 (8)	K32GL, K36GL, K30GL
	870 / 10	02956		.669 (17)	.394 (10)	
2 x 17 (2 x 1)	871 / 8	02957	Red	.591 (15)	.315 (8)	K32GL, K36GL, K30GL
	871 / 10	02958		.669 (17)	.394 (10)	
2 x 15 (2 x 1.5)	872 / 8	02959	Black	.630 (16)	.315 (8)	K32GL, K36GL, K30GL
	872 / 12	02960		.787 (20)	.471 (12)	
2 x 13 (2 x 2.5)	873 / 10	02961	Blue	.728 (18.5)	.394 (10)	K32GL, K36GL, K30GL
	873 / 13	02962		.846 (21.5)	.512 (13)	
2 x 11 (2 x 4)	874 / 12	02963	Gray	.906 (23)	.471 (12)	K28GL, K34GL, K36GL
2 x 10 (2 x 6)	875 / 14	02964	Yellow	1.024 (26)	.551 (14)	K28GL, K34GL,
2 x 8 (2 x 10)	876 / 14	02965	Red	1.024 (26)	.551 (14)	K28GL
2 x 5 (2 x 16)	877 / 14	02966	Blue	1.181 (30)	.551 (14)	K28GL

See pages 221 and 222 for recommended ferrule crimping tools.

WIRE FERRULE CRIMPING TOOLS

Wire Ferrule Crimping Tool 26 - 13 AWG



- Makes trapezoidal crimps.
- Includes cutter and replaceable stripper blade set.

CAT. NO.	UPC NO.	DESCRIPTION
K1GL	02633	Wire Ferrule Crimper

SPECIFICATIONS	
Range	26 - 13 AWG (.14 - 2.5 mm ²)
Length	6.9" (175 mm)
Weight	.4 lbs. (0.2 kg)

Wire Ferrule Crimping Tool 20 - 13 AWG



- Crimps single and twin cable wire ferrules.
- End-loading type tool that makes trapezoidal crimps.

CAT. NO.	UPC NO.	DESCRIPTION
K36GL	02639	Wire Ferrule Crimper

SPECIFICATIONS	
Range	Single cable wire ferrules: 20 - 13 AWG (.5 - 2.5 mm ²) Twin wire ferrules: 2 x 20 - 2 x 15 AWG (2 x .5 - 2 x 1.5 mm ²)
Length	7.90" (200 mm)
Weight	.5 lbs. (0.2 kg)

Wire Ferrule Crimping Tool 26 - 10 AWG



- Makes trapezoidal crimps with full-cycle ratchet mechanism to assure complete crimps.
- Crimps single and twin cable wire ferrules.
- Adjusts automatically to correct crimp size.

CAT. NO.	UPC NO.	DESCRIPTION
K32GL	02637	Wire Ferrule Crimper

SPECIFICATIONS	
Range	Single cable wire ferrules: 26 - 10 AWG (.14 - 6 mm ²) Twin wire ferrules: 2 x 20 - 2 x 13 AWG (2 x .5 - 2 x 2.5 mm ²)
Length	8.4" (213 mm)
Weight	1.1 lbs. (.4 kg)

Wire Ferrule Crimping Tool 10 - 6 AWG



- Makes trapezoidal crimp with full-cycle ratchet mechanism to assure complete crimps.
- Crimps single and twin cable wire ferrules.
- Adjusts automatically to correct crimp size.

CAT. NO.	UPC NO.	DESCRIPTION
K34GL	02638	Wire Ferrule Crimper

SPECIFICATIONS	
Range	Single cable wire ferrules: 10 - 6 AWG (6 - 16 mm ²) Twin wire ferrules: 2 x 11 - 2 x 10 AWG (2 x 4 - 2 x 6 mm ²)
Length	8.9" (225 mm)
Weight	1.1 lbs. (0.4 kg)

Wire Ferrule Crimping Tool 25 - 10 AWG



- Makes square-shaped crimps.
- Full-cycle ratchet mechanism assures complete crimps.
- Adjusts automatically to correct crimp size.

CAT. NO.	UPC NO.	DESCRIPTION
K30GL	02636	Wire Ferrule Crimper

SPECIFICATIONS	
Range	25 - 10 AWG (0.14 - 6 mm ²)
Length	6.9" (175 mm)
Weight	1.1 lbs. (0.4 kg)

Wire Ferrule Crimping Tool 7 - 1/0 AWG



- Makes trapezoidal crimps with full-cycle ratchet mechanism to assure complete crimps.
- Crimps single and twin cable wire ferrules.

CAT. NO.	UPC NO.	DESCRIPTION
K28GL	02634	Wire Ferrule Crimper

SPECIFICATIONS	
Range	Single cable wire ferrules: 7 - 1/0 AWG (10 - 50 mm ²) Twin wire ferrules: 2 x 11 - 2 x 5 AWG (2 x 4 - 2 x 16 mm ²)
Length	13.2" (335 mm)
Weight	1.8 lbs. (0.8 kg)

Wire Ferrule Crimping Tool 1/0 - 3/0 AWG



- Makes trapezoidal crimps with full-cycle ratchet mechanism to assure complete crimps.

CAT. NO.	UPC NO.	DESCRIPTION
K29GL	02635	Wire Ferrule Crimper

SPECIFICATIONS	
Range	1/0 - 3/0 AWG (50 - 90 mm ²)
Length	13.2" (335 mm)
Weight	1.8 lbs. (0.8 kg)

International Tel: +1.815.397.7070
Fax: +1.815.397.9247

Canada Tel: 800.435.0786
Fax: 800.524.2853

USA Tel: 800.435.0786
Fax: 800.451.2632

Voice • Data • Video

Greenlee and Tempo have come together to offer you a complete line of industry-leading tools for datacom, telecom and fiber optic applications. Choose from a large selection of premium installation tools, tone generators and telephone test sets, network certification instruments and fiber optic test equipment. From start to finish, you know you'll get the job done right with Greenlee and Tempo.

FEATURE PRODUCTS

240



AT8L LAN
Toner 2

259



PE830
Tele-Mate®
Pro Test Set

260



NEW
Sidekick® Plus
Cable Test Set

273



NEW
fiberTOOLS™
Fiber Optic Meters

COPPER TERMINATION

Center Conductor Cutter



- Precisely trims the center conductor of coaxial cable to a standard length of 3/16" (5 mm).
- Cushioned-grip handle for comfortable use.
- Heat-treated for long life.

CAT. NO.	UPC NO.	DESCRIPTION
45481	45481	Center Conductor Cutter

SPECIFICATIONS

Stamped from high-carbon tool steel
Rust-resistant black oxide finish

Cable Cutter, 8 AWG



- Designed to cut solid, stranded wire up to 8 AWG (10 mm²) and multi-conductor cable up to 1/2" (12.7 mm) in diameter.
- Curved cutting blades ensure an easy cut.
- Economically priced.
- Cushioned-grip handle for comfortable use.
- Heat-treated for long life.
- Stamped and precision ground from high-carbon tool steel.
- Return spring.
- Locking latch.
- Rust-resistant black oxide finish.

CAT. NO.	UPC NO.	DESCRIPTION
45482	45482	Cable Cutter



45471 Professional Installation Kit

This complete kit includes our 8 AWG Cable Cutter plus all the tools, connectors and tests for installing and maintaining most types of communications cabling. See page 252 for details on our Professional Installation Kit.


Cable Cutter



- Easily cuts heavier copper and aluminum cables up to 2/0 (70 mm²).
- Plastic coated, high-leverage handles for easier cuts.
- Heat-treated for long life.
- Made of heavy-duty forged steel.
- Precision-ground, shear-action, curved cutting blades.
- Rust-resistant black oxide finish.
- Made in the USA.

CAT. NO.	UPC NO.	DESCRIPTION
727	31291	Cable Cutter

Cable Splicer's Knife and Electrician's Scissors



PT-K01



PT-T01




PT-T02

- Cuts cable, telephone wire and strips insulation.
- Tough, tempered steel knife blade holds its edge longer.
- Full-sized knife handle provides greater comfort.
- Knife has a short, coping-type blade made of the finest cutlery steel.
- Scissors have an upper blade with two stripping notches to strip most insulations from 19-24 AWG.

CAT. NO.	UPC NO.	DESCRIPTION
PT-K01	08704	Scissors and Knife Kit with Two-Pocket Pouch
PT-T01	08707	Cable Splicer's Knife
PT-T02	08708	Electrician's Scissors
PT-C01	08702	Two-Pocket Leather Pouch

Wire Strippers/Cutter



1916

- Precision-ground blades ensure consistent stripping and cutting.
- Heat-treated for long life.
- Cushioned-grip vinyl handle for comfortable use.
- Serrated nose grip for wire pulling and straightening.
- Stamped from high-carbon tool steel.
- Pivot joints have hardened steel bushings.
- Rust-resistant black oxide finish.

CAT. NO.	UPC NO.	DESCRIPTION
1916	31891	20-10 AWG (0.8 to 2.6 mm dia.) Solid Wire
1917	31890	26-16 AWG (0.4 to 1.3 mm dia.) Solid Wire
1918	31889	30-22 AWG (0.25 to 0.64 mm dia.) Solid Wire

Pro Wire Strippers



1950



1955

- Strips the outer jacket off both solid and stranded wire.
- Machined stripping stations with a positive stop provide precise stripping diameters.
- Ergonomically designed, extra-long cushioned handles add superior comfort and reduce hand fatigue.
- Long curved cutter blades reduce force required by 25% and can cut NM in a single cut.
- Lock tab protects cutting edges during storage.
- Pliers nose for working with small nuts and pulling wire.
- Hole in jaws for looping wires.
- Opening stop prevents spring from disengaging.
- Easy-to-read graphics.
- Cuts screws.

CAT. NO.	UPC NO.	DESCRIPTION
1950	06852	Pro Wire Stripper 10-18 AWG
1951	06853	Pro Wire Stripper 22-32 AWG
1955	06857	Pro Plus Wire Stripper, 10-18 AWG
1956	10300	Pro Plus Stripper 8-16 AWG

Voice • Data • Video

USA Tel: 800.435.0786
Fax: 800.451.2632

Canada Tel: 800.435.0786
Fax: 800.524.2853

International Tel: +1.815.397.7070
Fax: +1.815.397.9247

Kwik Stripper Flat Telephone Cable Cutter/Stripper



- Designed to cut and strip flat modular telephone cables (Silver Satin).
- Built-in cable stop/guide for consistent strip length.
- Heat-treated for long life.
- Cushioned-grip vinyl handle for comfortable use.
- 2- to 10-conductor capacity.
- Stamped from high-carbon tool steel.
- Rust-resistant black oxide finish.

CAT. NO.	UPC NO.	DESCRIPTION
45480	45480	Kwik Stripper Flat Telephone Cable Cutter/Stripper

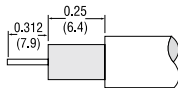


45480
Typically used for Modular Plug Connectors (See page 234)



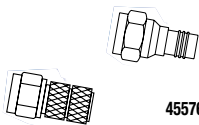
430-500 Poly Line
The 430-500 poly line is the same 210 lb. (934 N) breaking strength line used in the larger buckets, and it comes in a tube with a prepunched hole for dispensing the line without tangling. The line can be blown into conduit and then used to pull in a larger pulling rope, or it can be used directly to pull in smaller wires.

Kwik Stripper Coax Stripper — 2 level and 3 level

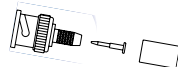
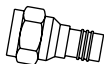


- Designed to provide precise, repeatable strips consistently.
- Prepares RG58, RG59, RG62, RG6 and many other types of coax cable.
- Strips braid and dielectric to 1/4" (6.4 mm).
- Blades are easily replaced in the field.
- Blade adjustment for cutting depth.
- Replaceable and interchangeable blade cassettes.

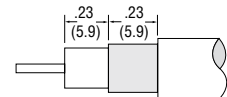
CAT. NO.	UPC NO.	DESCRIPTION
45576	45576	Kwik Stripper Coax Stripper - 2 Level
45577	45577	Kwik Stripper Coax Stripper - 3 Level
45040	45040	Cartridge - 2 Level
45039	45039	Cartridge - 3 Level



45576 2 Level
Typically used for F-type connectors (See pages 234-235).
Frame accepts only 2 level cartridges.



45577 3 Level
Typically used for BNC-type connectors (See page 236).
Frame accepts both 2 and 3 level cartridges.



Kwik Stripper Twisted Pair Stripper




- No tool is better for trimming the jacket from twisted pair cable without damaging the individual conductors.
- Blade depth adjustment ensures precise cutting depth.
- Blade penetration controlled by tension loop.
- Strip length gauge.
- Made in the USA.

CAT. NO.	UPC NO.	DESCRIPTION
45579	45579	Kwik Stripper Twisted Pair Stripper



45579
Typically used for Modular Plug Connectors (See page 234)

Kwik Stripper CATV Cable Stripper

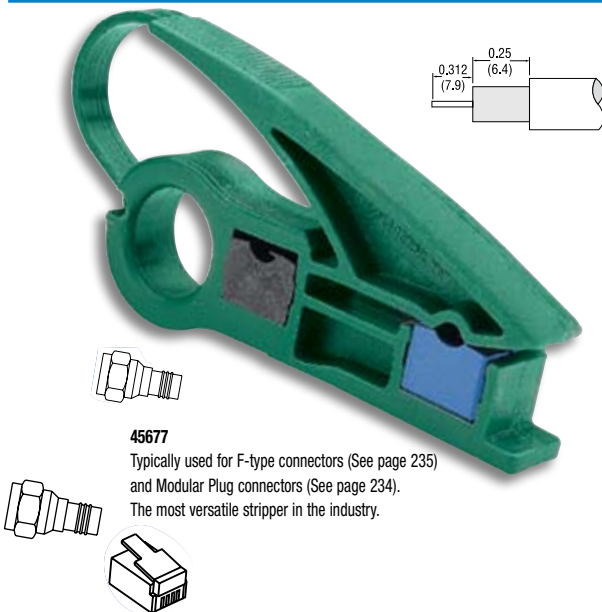


- Designed for the professional CATV cable installer, this stripper is perfect for high volume and uses replaceable stripping cartridges for RG6, RG59, RG11 and RG7 CATV cables.
- Pre-measured stops eliminate time-consuming measuring and trimming.
- No adjustments needed.
- Spare cartridge holder is conveniently built into the tool.
- Included with the tool, the RG6/RG59 cartridge strips cable jacket and dielectric to 1/4" (6.4 mm).
- Included with the tool, the RG11/RG7 cartridge strips cable jacket and dielectric to 1/4" (6.4 mm).
- Extra-large finger hole.
- Made in the USA.

CAT. NO.	UPC NO.	DESCRIPTION
45578	45578	Kwik Stripper CATV Cable Stripper
45580	45580	Cartridge RG6/RG59
45581	45581	Cartridge RG11/RG7

45578
Typically used for F-type Connectors (See page234- 235)

Kwik Stripper CATV/UTP Stripper



- Used for both unshielded twisted pair (UTP) and coaxial cabling, this tool reduces the number of tools needed without any adjustments.
- Switching from four pair UTP to RG6 or RG59 is simple – just change cartridges.
- Cartridges are color-coded for quick identification; blue for UTP and black for coax.
- Pre-measured stops eliminate time-consuming measuring and trimming.
- UTP cartridge strips four-pair UTP without scoring the individual conductors.
- Spare cartridge holder is conveniently built into the tool.
- Included with the tool, the RG6/RG59 cartridge strips the cable jacket and dielectric to 1/4" (6.4 mm).
- Extra-large finger hole.
- Made in the USA.

CAT. NO.	UPC NO.	DESCRIPTION
45677	45677	Kwik Stripper CATV/UTP Stripper with Both Cartridges
45667	45667	Cartridge UTP
45580	45580	Cartridge RG6/RG59
45581	45581	Cartridge RG11/RG7

45677
Typically used for F-type connectors (See page 235) and Modular Plug connectors (See page 234).
The most versatile stripper in the industry.

Pocket Cable Stripper



- Specifically designed for stripping power and telecommunications cables from 3/16" to 1-1/8" in diameter (4.5 mm to 29 mm).
- Easy blade depth adjustment.
- Blade rotates for circular, longitudinal and spiral cuts.

CAT. NO.	UPC NO.	DESCRIPTION
----------	---------	-------------

1900	45824	Pocket Cable Stripper
07915	07915	Cutting Blade

Pocket Cable Stripper

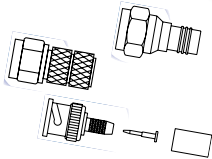


- Specifically designed for stripping power and telecommunications cables from 3/4" to 1-1/2" in diameter (19 mm to 40 mm).
- Strips solid conductor, stranded conductor and multiple conductor cables.
- Easy blade depth adjustment.
- Blade rotates for circular, longitudinal and spiral cuts.

CAT. NO.	UPC NO.	DESCRIPTION
----------	---------	-------------

1901	45823	Pocket Cable Stripper
07915	07915	Cutting Blade

Coax Connector Insertion Tool



45516

Use with F-style and BNC-style Connectors
(See pages 234 - 236).

- Used in CATV applications, the Insertion Tool holds F- and BNC-style connectors securely in place allowing the installer to seat the connector properly on the cable.
- Prevents damage to center conductor.
- Screwdriver bit can be removed to allow the ratcheting screwdriver to be used with standard bits.
- Screwdriver bit can be purchased separately for use in standard ratcheting screwdrivers.
- BNC screwdriver bit sold separately for use with BNC connectors.

CAT. NO.	UPC NO.	DESCRIPTION
----------	---------	-------------

45516	45516	Coax Connector Insertion Tool with F-style Connector Bit
45517	45517	Bit, F-style Connector
45518	45518	Bit, BNC-style Connector

Punchdown Tool



46023

- Inserts wire for a corrosion-resistant termination and trims off excess wire.
- Terminates 66, 110, BIX and Krone cross-connect and wall jacks.
- Spring-loaded for fast, low-effort wire seating and termination.
- Internal impact mechanism eliminates jamming for longer, trouble-free service life.
- Adjustable low- and high-impact force settings.
- Bayonet-style blade locking mechanism.
- Neoprene pad for shock absorption.
- Spare blade storage in the handle.
- Color-coded yellow on the cut side of tool.

CAT. NO.	UPC NO.	DESCRIPTION
46020	46020	Punchdown Tool Only
46021	46021	Punchdown Tool w/66 Blade
46023	46023	Punchdown Tool w/110 Blade

Replacement Blades for the Punchdown Tool



46022



46024

- Cut side labeled to eliminate costly punching errors.
- Made of high-carbon tool steel, heat-treated and precision-ground for long life.
- Reversible blades for seating/cut or seating only for jumper wires.
- Rust-resistant finish.

CAT. NO.	UPC NO.	DESCRIPTION
46022	46022	66 Style Blade
46024	46024	110 Style Blade



46010 Clip-On Twisted Pair Kit

Our Clip-On Twisted Pair Kit comes with all the tools necessary for terminating voice and data cable including a Punchdown Tool with 110 blade. See page 249 for details.

Telephone Ratchet Crimper



- Combination tool terminates 8-position, 6-position and 4-position (45575 only) modular style plugs.
- No need to change crimping dies.
- Full-cycle ratchet mechanism provides consistent, quality terminations every cycle.
- Straight action ensures uniform crimp.
- Small, compact design.
- Built-in wire cutter and stripper for flat cable.
- All-steel frame has rust-resistant, black oxide finish.

CAT. NO.	UPC NO.	DESCRIPTION
45553	45553	Telephone Ratchet Crimper
45575	45575	Telephone Ratchet Crimper



45553
Typically used for Modular Plug Connectors
(See page 234).



45469 Voice and Category 5 Data Termination Kit

This kit includes our Telephone Ratchet Crimper plus other tools and connectors necessary for installing a voice and data network. Everything is conveniently organized in a durable zipper case. See page 251 for details on our Voice and Category 5 Data Termination Kit.



45575
Typically used for Modular Plug Connectors
(See page 234). Our Telephone Ratchet Crimper was designed with a compact head to fit into tight spaces and ergonomic handles for operator comfort.

Compression Crimping Tool



- Requires less force than a traditional hex-style crimp.
- Ergonomic Sanoprene grips reduce hand fatigue.
- Terminates most compression-style connectors.
- Fully adjustable for crimping different coax connector types.

CAT. NO.	UPC NO.	DESCRIPTION
60807	60807	Compression Crimping Tool



Gator® Plus Terminal Crimping Tool



- Totally new hydraulic pump design results in an extremely compact, battery-powered crimping tool for crimping terminals and VDV connectors.
- Linear crimping action results in a completely symmetric crimp.
- Special compact 9.6 volt NiCd battery reduces weight and size.
- Slim profile and light weight provide for one-hand operation.
- Can complete approximately 150 crimps per battery charge.
- Ram can be retracted in mid-cycle to adjust connector.
- Crimping head rotates 360°.
- Uses all Kwik Cycle® 9 Crimping Dies (see charts on pages 232 and 233).
- Two batteries, battery charger, and carrying case included.
- Choice of 120 volt, 230 volt, or 12 volt battery charger.

CAT. NO.	UPC NO.	DESCRIPTION
EK21011	02024	1.5-Ton Battery-Powered Crimping Tool w/120 volt charger
EK21012	02025	1.5-Ton Battery-Powered Crimping Tool w/12 volt charger
EK21022	02026	1.5-Ton Battery-Powered Crimping Tool w/230 volt charger
RAM1	01975	9.6 V NiCd Battery
KK35SGL	02019	Carrying Case
02178	02178	120 V Charger
23076	23076	12 V Charger
02180	02180	230 V Charger

SPECIFICATIONS

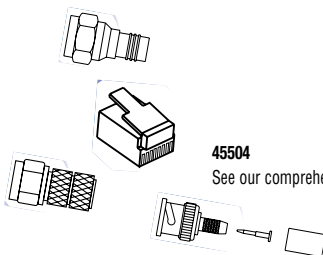
Capacity	Uses Kwik Cycle 9 Die Sets
Length	13-1/4" (337 mm)
Weight	2-3/4 lb. (1.3 kg)
Battery	9.6 volt 1.3 Ah NiCd battery
Crimping Force	2,900 lb. (13kN)
Width	3-1/8" (79 mm)
Crimp Cycle Time	~2 seconds
Battery Charge Time	1 hour

Kwik Cycle® 9" Crimp Frame



- Used to manually crimp a wide variety of connectors and terminals to factory specifications.
- Frame features a precision full-cycle ratchet for accurate, repeatable crimps every cycle.
- Crimp release lever improves throughput by eliminating rejected terminations due to improper connector positioning.
- Frame features a tension adjustment preset at the factory for optimum performance.
- High-leverage force and ergonomically-designed handle provides comfortable use.
- Frame and dies are manufactured from heat-treated, hardened tool steel for superior function and long life.
- All die sets are easily interchangeable with a simple screwdriver.

CAT. NO.	UPC NO.	DESCRIPTION
45504	45504	Kwik Cycle 9" Crimp Frame



45504
See our comprehensive line of connectors on pages 234 to 236.

Kwik Cycle® 9" Interchangeable Die Sets for Coaxial Connectors

	DESCRIPTION		CRIMP PROFILE & DIMENSIONS				CAT. NO.	UPC NO.	CAT. NO.	UPC NO.			
			CABLE TYPE	CONNECTION	BRAID CRIMP						CENTER CONTACT	TOOL WITH DIE	DIE ONLY
	RG58/RG59/ RG59TFE/RG6	BNC/TNC Cambridge/ AIM, 2-piece			0.320	0.210	0.185					45562	45562
	Belden 1694A	BNC/TNC			0.315							45563	45563
	RG22B/U Twinax & others	Twinax			0.429							45574	45574
	RG58/RG174/8218	BNC/TNC 50 and 75 OHM				0.213	0.178			45544	45544	46826	46826
	RG6/RG59 & 8281	BNC/TNC & F, 50 and 75 OHM. Also 1695, 1505, 9259 and 9231			0.324	0.255				45545	45545	46830	46830
	RG58/RG59/62AU	BNC/TNC			0.256	0.213				46800	46800	46824	46824
	RG59, RG6	CATV F			0.360	0.324	0.255			46801	46801	46808	46808
	RG58, RG59 Plenum & Non-Plenum Thinwire	BNC/TNC 50/75 OHM				0.213	0.190					45556	45556
	RG6, RG174, 8281, AT&T 728	BNC/TNC/F			0.324	0.178				45582	45582	45557	45557
	RG58/141/142/58 Teflon/ 58 Thinney/RG59	BNC/TNC/F				0.255	0.213					45558	45558
	RG58/59/62 Teflon	BNC/TNC from Cambridge/AIM			0.325	0.215						45559	45559

International Tel: +1.815.397.7070
Fax: +1.815.397.9247

Canada Tel: 800.435.0786
Fax: 800.524.2853

USA Tel: 800.435.0786
Fax: 800.451.2632

Kwik Cycle® 9" Interchangeable Die Sets for Open Barrel Contacts System

DESCRIPTION		CAT. NO.	UPC NO.	CAT. NO.	UPC NO.
CONNECTION	FEATURES	TOOL WITH DIE		DIE ONLY	
<p>22-10 AWG (0.3 TO 6 MM²)</p>	Open barrel, non-insulated terminals, ring tongue, spade and slide-on style			45508	45508

Kwik Cycle® 9" Interchangeable Die Sets for Modular Plugs

DESCRIPTION		CAT. NO.	UPC NO.	CAT. NO.	UPC NO.
CONNECTION	FEATURES	TOOL WITH DIE		DIE ONLY	
<p>RJ11 2-, 4- and 6-position</p>	Western Electric and Stewart style connectors	46120	46120	46116	46116
<p>RJ45 8-position</p>	AMP modular plug connectors	45540	45540	46117	46117
<p>RJ11 4- and 6-position</p>	AMP modular plug connectors	45541	45541	46118	46118
<p>RJ45 10-position</p>	Modular plug connectors			45571	45571
<p>Hand set plug 4-position</p>				45566	45566

Kwik Cycle® 9" Interchangeable Die Sets for Insulated and Non-Insulated Terminals

DESCRIPTION		CAT. NO.	UPC NO.	CAT. NO.	UPC NO.
CONNECTION	FEATURES	TOOL WITH DIE		DIE ONLY	
<p>22-10 AWG</p>	Color coded nests for easy identification Standard insulated terminals, ring tongue, spade lug, slide on and butt splices	45500	45500	45509	45509
<p>22-10 AWG</p>	Color coded nests for easy identification For fully insulated slide-on style connectors AMP Ultrafast™ style	45501	45501	45570	45570
<p>26-16 AWG</p>	For mini insulated terminals with smaller wire barrels. Ring tongue, spade, slide on and butt splices			45565	45565
<p>22-8 AWG</p>	For non-insulated terminals and splices	45505	45505	45507	45507

Voice • Data • Video

USA Tel: 800.435.0786
Fax: 800.451.2632

Canada Tel: 800.435.0786
Fax: 800.524.2853






International Tel: +1.815.397.7070
Fax: +1.815.397.9247

Modular Plugs

We offer modular plugs for a wide variety of installations – from simple tasks like connecting a telephone handset cord to the most demanding requirements of Category 5 wiring.

- Gold-plated contacts provide long life and reliable performance
- Manufactured to comply with FCC 68 guidelines

F-STYLE CONNECTORS

DESCRIPTION					RECOMMENDED TOOL					
					STRIPPER		CRIMPER		COMBO	
CONNECTOR TYPE	CABLE TYPE	QUANTITY	CAT. NO.	UPC NO.	CAT. NO.	UPC NO.	CAT. NO.	UPC NO.	CAT. NO.	UPC NO.
 Handset 4 Contact	Flat Cable Stranded Wire	25/Pack 50/Pack 100/Pack	45737 45750 45770	45737 45750 45770	45480	45480	45504 w/die 45566	45504 w/die 45566	45575	45575
 RJ11 6 Contact	Flat Cable Stranded Wire	25/Pack 50/Pack 100/Pack	45738 45751 45771	45738 45751 45771	45480	45480	45541	45541	45553 45575	45553 45575
 DEC MMJ 6 Contact	Flat Cable Stranded Wire	25/Pack	45739	45739	45480	45480	45504 w/die 46119	45504 w/die 46119		
 RJ45 8 Contact	Flat Cable Stranded Wire	25/Pack 50/Pack 100/Pack	45740 45753 45773	45740 45753 45773	45480	45480			45553 45575	45553 45575
 Handset 4 Contact	Round Cable Solid Wire	25/Pack 50/Pack 100/Pack	45742 45755 45775	45742 45755 45775	45579	45579	45504 w/die 45566	45504 w/die 45566	45575	45575
 RJ11 6 Contact	Round Cable Solid Wire	25/Pack 50/Pack 100/Pack	45743 45756 45776	45743 45756 45776	45579	45579	45541	45541	45553 45575	45553 45575
 DEC MMJ 6 Contact	Round Cable Solid Wire	25/Pack	45744	45744	45579	45579			45553 45575	45553 45575
 RJ45 8 Contact	Round Cable Solid Wire	25/Pack 50/Pack 100/Pack	45745 45758 45778	45745 45758 45778	45579	45579			45553 45575	45553 45575
 RJ45 Cat 5 8 Contact (2 Piece)	Round Cable Solid Wire	25/Pack 50/Pack 100/Pack	45747 45760 45780	45747 45760 45780	45579	45579			45553 45575	45553 45575

For the best tools to use with our modular plugs, see pages 266 to 267 for stripping, and pages 267 to 268 for crimping.

F-Style Coaxial Connectors System

• Nickel plated for corrosion resistance

F-STYLE CONNECTORS

DESCRIPTION						RECOMMENDED TOOL			
CONNECTOR TYPE		CABLE TYPE	QUANTITY	CAT. NO.	UPC NO.	STRIPPER		CRIMPER	
						CAT. NO.	UPC NO.	CAT. NO.	UPC NO.
	'F' Connector Twist-on	RG59	10/Pack 50/Pack	45735 45749	45735 45749	45576 45578 45677	45576 45578 45677		
	'F' Connector Crimp	RG59	10/Pack 50/Pack	45734 45748	45734 45748	45576 45578 45677	45576 45578 45677	46801	46801
	'F' Connector Twist-on	RG6	10/Pack 50/Pack	45327 45328	45327 45328	45576 45578 45677	45576 45578 45677		
	'F' Connector Crimp	RG6	10/Pack 50/Pack	45315 45316	45315 45316	45576 45578 45677	45576 45578 45677	46801	46801
	'F' Connector Crimp	RG59 Quad-shield	10/Pack 50/Pack	45321 45322	45321 45322	45576 45578 45677	45576 45578 45677	46801	46801
	'F' Connector Crimp	RG6 Quad-shield	10/Pack 50/Pack	45323 45324	45323 45324	45576 45578 45677	45576 45578 45677	46801	46801

F-STYLE ADAPTERS

DESCRIPTION				
ADAPTER/TERMINATOR TYPE	QUANTITY	CAT. NO.	UPC NO.	
	5/Pack	45325	45325	
	5/Pack	45326	45326	

For the best tools to use with our F-style connectors, see pages 266 to 267 for stripping and pages 267 to 268 for crimping.

XFC Series Weatherproof Compression F-Style Connectors

NEW



- Dual-protection with external sleeve and internal o-ring.
- 360-degree sleeve crimp prevents moisture migration.
- O-ring provides internal seal when the 7/16" nut is tightened.
- Use for both indoor and outdoor applications.
- Color-coded sleeves for easy identification of cable compatibility.
- 70 lbs pull-out strength exceeds SCTE cable retention standard IPS-SP-405.
- Terminates easily using any compression tool.

CAT. NO.	UPC NO.	DESCRIPTION
XFC-6-10	12578	RG6 - 10 Pack
XFC-6-50	12586	RG6 - 50 Pack
XFC-6-100	12587	RG6 - 100 Pack
XFC-6Q-10	12589	RG6 Quad - 10 Pack
XFC-6Q-50	12590	RG6 Quad - 50 Pack
XFC-6Q-100	12591	RG6 Quad - 100 Pack
XFC-59-10	12593	RG59 - 10 Pack
XFC-59-50	12594	RG59 - 50 Pack
XFC-59-100	12595	RG59 - 100 Pack

R = REPLACEMENT PART **A** = ACCESSORY

Voice • Data • Video

USA Tel: 800.435.0786
Fax: 800.451.2632





Canada Tel: 800.435.0786
Fax: 800.524.2853

International Tel: +1.815.397.7070
Fax: +1.815.397.9247



BNC Coaxial Connectors

- Gold-plated, captive center contact provides long life and reliable performance
- Precision manufactured from machined brass and nickel plated for corrosion resistance

BNC CONNECTORS


DESCRIPTION					RECOMMENDED TOOL			
					STRIPPER		CRIMPER	
CONNECTOR TYPE	CABLE TYPE	QUANTITY	CAT. NO.	UPC NO.	CAT. NO.	UPC NO.	CAT. NO.	UPC NO.
 BNC Crimp Plug	RG58 Thinnet PVC	5/Pack	45730	45730	45577	45577	46800	46800
 BNC Crimp Plug	RG58 Thinnet Plenum	5/Pack	45731	45731	45577	45577	46800	46800
 BNC Crimp Plug	RG59/62 PVC	5/Pack	45732	45732	45577	45577	46800	46800
 BNC Crimp Plug	RG59/62 Plenum	5/Pack	45733	45733	45577	45577	46800	46800

BNC ADAPTERS

DESCRIPTION			
ADAPTER TYPE	QUANTITY	CAT. NO.	UPC NO.
 BNC Tee-style Plug to Jack/Jack	1/Pack	45727	45727
 BNC Straight Jack to Jack	1/Pack	45728	45728

For the best tools to use with our BNC connectors, see pages 264 to 267 for stripping and pages 267 to 268 for crimping.

BNC TERMINATORS

DESCRIPTION			
ADAPTER TYPE	QUANTITY	CAT. NO.	UPC NO.
 BNC Terminator 93 OHM	1/Pack	45726	45726

VS1 Series Splitters



Designed for digital broadcast television, digital cable television, off-air antennas and RF distribution

- Bandwidth - 5 MHz to 1 GHz.
- Power Passive Port - designed to pass RF and DC power from one input to one output.
- Nickel-plated, zinc die-cast housing for excellent anti-corrosive protection.
- 100% solder-sealed tin backplate provides EMI/RFI shielding > -120dB.
- Low insertion loss.
- Printed circuit board construction ensures consistent RF performance and excellent port-to-port isolation.
- Precision machine threaded "F" ports for perfect connector fit.
- F-Ports spaced at 1" on center to allow application of security sleeves and window filters.
- F-Ports comply with SCTE outdoor standards.
- Mounting screws included.

CAT. NO.	UPC NO.	DESCRIPTION
VS1-2	46241	2-Way 1 GHz Splitter (1)
VS1-3	46242	3-Way 1 GHz Splitter (1)
VS1-4	46243	4-Way 1 GHz Splitter (1)
45326	45326	F-Terminator, 75 ohm (10)

SPECIFICATIONS

ELECTRICAL SPECIFICATIONS	Frequency - Range (MHz)	VS1-2, 2-Way	VS1-3, 3-Way	VS1-4, 4-Way
		3.6	4.0-7.2	7.5
Insertion Loss	47-470	4.0	4.1-7.8	8.0
In-Out (max dB)	470-750	4.3	4.3/8.2	8.5
	750-1000	4.5	4.5/8.5	8.5
Return Loss In (min dB)	5-47	15.0	15.0	15.0
	47-470	16.0	17.0	17.0
	470-750	15.0	15.0	15.0
	750-1000	15.0	15.0	15.0
Return Loss Out (min dB)	5-47	15.0	15.0	15.0
	47-470	16.0	17.0	17.0
	470-750	15.0	15.0	15.0
	750-1000	15.0	15.0	15.0
Isolation Out-Out (min dB)	5-47	20.0	20.0	20.0
	47-470	21.0	21.0	21.0
	470-750	20.0	20.0	20.0
	750-1000	20.0	20.0	20.0
LENGTH:		2.3" (58mm)	3.0" (76mm)	3.0" (76mm)
WIDTH:		1.9" (48mm)	1.9" (48mm)	1.9" (48mm)
HEIGHT:		0.6" (15mm)	0.6" (15mm)	0.6" (15mm)
HOUSING:		Nickel Plated Zinc Die Cast		
RF CONNECTOR		F-Type Female 75OHM		

WIRE & CABLE IDENTIFICATION

Classic 77 Series Tone Generators



Permits technicians to identify the conductor within a bundle, at a cross-connect point or at the remote end. Can be used on twisted pair wiring (telecom, datacom, etc.), single conductors, coaxial cables, de-energized AC wiring and most other wiring.

CAT. NO.	UPC NO.	DESCRIPTION
77HP	08687	77HP Tone Generator
77HP/6A	08688	77HP/6A Tone Generator
77HP/6AC	60480	77HP/6AC Tone Generator

Note: Not for use on energized AC wiring

CAT. NO.	UPC NO.	DESCRIPTION
77CS	08686	Leather Belt Holster for Classic 77 Series Tone Generators



Classic 77 Series Tone Generators

FEATURES / SPECIFICATIONS	77HP	77HP / 6A	77HP / 6AC
Selectable Warble Tone	✓	✓	✓
Continuity Testing	✓	✓	✓
Polarity Testing	✓	✓	✓
Talk Battery Supply	✓	✓	✓
Two-line Modular Test Lead (RJ-11)	✓	✓	✓
Three-color LED (identifies AC ring voltage)	✓	✓	✓
Weather-Resistant Design	✓	✓	✓
Bent Nose Clips with Bed-of-Nails Penetrator	✓	✓	✓
Cloth Test Leads	✓	✓	✓
Battery Operated (9V not included)	✓	✓	✓



Replacement Piercing Clips



- These traditional telco-style clips can be used with almost any style cordsets.
- Clips feature bent nose design for use on 66 style punchdown blocks and bed-of-nails penetrator for use on insulated wires.
- Package of two clips with red and black boots.

CAT. NO.	UPC NO.	DESCRIPTION
RPC	08710	Piercing Clips

Professional GX Series Tone Generators



77GX

- Microprocessor controlled circuitry for increased reliability.
- Two-line polarity indication for fast outlet identification.
- Automatic shutoff to prevent battery drain.
- Snag-proof boot prevents broken plug tabs.
- Convenient wrist/hanging lanyard.
- Three distinct, selectable tone signal outputs for multiple line identification.
- Two selectable tone power outputs for use on open and shorted pairs.
- Independent continuity test function.
- Independent talk battery supply with higher output voltage.
- Fixed alligator clips and removable modular plug for multiple connection options.
- 77GX2 includes premium telco-style bent nose clips with piercing pin and bed-of-nails connectors.

CAT. NO.	UPC NO.	DESCRIPTION
----------	---------	-------------

77GX	60556	77GX Tone Generator
77GX2	60560	77GX2 Tone Generator

Note: Not for use on energized AC wiring

AdapToner Modular Breakout Tone Generator



- The AT8 Tone Generator makes it simple to test continuity, polarity, send tone and even supply talk battery to any configuration of pairs in 8-position modular jacks and plugs.
- Combines the features of our tone generators and a modular breakout adapter.
- In-line testing is made simple with both a modular plug and jack on each unit.
- 8-position "snag-proof" modular plug.
- 8-position jack with protective cover.
- Quick reference guide with common wiring configurations.
- Selectable solid/warble tone signal.
- Tone, continuity and talk battery supply using alligator clips.
- Weather-resistant design.
- Battery operated (9V not included).

CAT. NO.	UPC NO.	DESCRIPTION
----------	---------	-------------

AT8	08693	AdapToner Modular Breakout Tone Generator
-----	-------	---

Note: Not for use on energized AC wiring

LAN Toner with HUB Blink and Detect



- The LAN Toner is designed for the network installation and maintenance professional and can be used on any wiring system including datacom, telecom, security/alarm, audio and CATV.
- Blinks HUB, Switch Port, and PC activity lights for fast identification.
- Detect LAN hubs & switches.
- Provides tone signaling, continuity testing and telephone line polarity indication combined with a modular breakout adapter.
- Selectable tone outputs for identifying multiple cable runs.
- Includes multiple connection options.

CAT. NO.	UPC NO.	DESCRIPTION
----------	---------	-------------

AT8L	60583	LAN Toner
------	-------	-----------

Note: Not for use on energized AC wiring

Tone Test Set



- Our most comprehensive tone test set.
- Traditional alternating tone signal for wire identification.
- Audible line condition testing (level) indicates dead, working and off-hook lines.
- Line 1 and 2 polarity testing using 4-conductor modular plug.
- Improved talk battery supply for communication over inactive pairs.
- Tone and test functions using either modular plug or 24" alligator clip leads.
- Audible resistance level measurement.
- Audible capacitance level measurement.
- Battery operated (9V not included).

CAT. NO.	UPC NO.	DESCRIPTION
----------	---------	-------------

600LS	08680	Tone Test Set
600CS	08679	Leather Belt Holster for 600LS Test Set

Note: Not for use on energized AC wiring

Alarm Loop Verifier/Tone Generator



- Designed specifically for the security and alarm industry, the PE620 can be connected to a Normally Open or Normally Closed loop pair and provides a distinct audible tone when the alarm condition occurs.
- Latching feature provides a simple method for identifying intermittent failures ("swingers") and confirming operation of switches at remote locations.
- In the latching mode, the unit will catch the alarm condition and continue sounding until the tester is reset.
- As a tone generator, the unit provides a traditional variable tone that can be applied using the 24" red and black test leads or a convenient 6-position modular plug.
- Convenient magnetic back plate allows the PE620 to be mounted directly to the control panel cabinet or door.
- Battery operated (9V not included).

CAT. NO.	UPC NO.	DESCRIPTION
PE620	08665	Alarm Loop Verifier/Tone Generator

Note: Not for use on energized AC wiring

Data Mate® Precision Tracing Tone Generator



Trace wire or cable without interfering with digital two-way cable or ADSL services.

The model 7780 Data Mate Precision Tone Generator is intended to provide tone for tracing and troubleshooting communication circuits without disrupting digital traffic on the line or adjacent lines.

The high purity of the tracing tones combined with internal isolating filters allows safe tracing on circuits that carry digital services above the baseband (two-way cable and ADSL).

The high-power differential output of the 7780 makes tones easy to find, even over long distances. Also useful for continuity testing and polarity testing, the 7780 provides the standard warble tone and talk battery supply.

- High Power Tone Output.
- Line Voltage and Polarity Indication.
- High Purity Tone Signal.
- Low Crosstalk.
- Low Battery Indicator.
- Filter-isolated Circuitry.
- Two-way Broadband Compatible.
- Modular and Telco Pro Alligator Leads.
- ADSL Service Compatible.
- Long Range.
- Popular, Standard Warble Tone Frequencies Continuity Testing
- Compatible with existing tone.

CAT. NO.	UPC NO.	DESCRIPTION
PE7780	60777	Data Mate Tone Generator

Note: Not for use on energized AC wiring

SPECIFICATIONS

Electrical			
Output Power	+9dBm		
Output Signal Frequency	877/982 Hz alternating		
Output Impedance	3,500 ohms minimum, 25kHz to 1.1 MHz		
Mechanical			
Length	5.5" (140 mm)	Depth	1.0" (25 mm)
Width	2.25" (57 mm)	Weight	0.38 lbs. (0.17 kg)

200 Series Inductive Amplifiers

MODEL NO.	200EP	200GX	200FP	200XP
Powerful 2" Speaker	✓	✓		
Powerful, Rear-fire Speaker			✓	✓
One-button Operation	✓	✓	✓	✓
Adjustable Volume Control	✓	✓	✓	✓
LED for Visual Signal Strength Indication	✓	✓	✓	✓
Recessed Tabs for Telephone Test or Headset Connection	✓	✓	✓	✓
Speaker Bypass When Using Telephone Test Sets		✓		
Noise Filtration			✓	✓
Improved Tip Design for Better Reception and Lower Risk of Shorting Terminals		✓	✓	✓
Continuous-On Feature			✓	✓
Five-Minute Auto Shutoff			✓	✓
Low-battery Indicator			✓	✓
Battery Operated (9V not included)	✓	✓	✓	✓
Patented			✓	✓



200EP



200GX



200FP



200XP

Inductive Amplifiers

- Used in conjunction with any tone generator, Inductive Amplifiers permit wire and cable identification without having to make direct metallic contact with the conductor.
- All models feature a powerful speaker for noisy environments, recessed on/off button control and high gain for accurate wire identification in congested cable bundles and equipment rooms.
- The 200EP also includes adjustable volume control for precise identification, an LED for visual signal strength indication and recessed telephone test set connectors.
- The 200GX includes all the features of the 200EP in a new rugged, ergonomically-designed housing.



200GX

200C

CAT. NO.	UPC NO.	DESCRIPTION
200EP	08671	Inductive Amplifier
200GX	60557	Inductive Amplifier
200C	08670	Leather Belt Holster for 200 Series Inductive Amplifiers

Filter Probe



- By selectively filtering out 60Hz and its harmonics, the 200FP can be used with any tone generator for faster, more accurate, cable and wire identification.
- Slim, comfortable design for use in limited-space areas.
- Recessed on/off push-button control to conserve battery life.
- Adjustable sensitivity/volume control to increase accuracy.
- Blended carbon/plastic tip to reduce the risk of shorting terminals.
- Patented.

CAT. NO.	UPC NO.	DESCRIPTION
200FP	08672	Filter Probe

Multi-Filter Tone Probe

NEW



- Single button selects two kinds of powerful noise filters.
- Filtering means faster, more accurate pair tracing.
- Digital signal processor for accuracy and sensitivity.
- Durable, light weight.
- Audible and visible signal detection.
- Continuous, wide-range volume control.
- Butt set terminals.
- Field replaceable tip, spare tip included.
- Uses a single 9 V battery.
- One probe for many applications.
- Works with any tone generator.
- Especially well suited for 577Hz Telco tone sources and a version is available for 1kHz systems (983Hz).

CAT. NO.	UPC NO.	DESCRIPTION
200XP	60887	Multi-Filter Tone Probe

Replacement Plastic Tips for 200 Series Probes



- Plastic tips perform much the same as traditional metal tips while reducing the risk of shorting terminals.
- Specially formulated with a carbon powder and carbon fiber blended plastic.
- Tips fit 200B, 200EP, 200GX, 200FP and 200XP probes.
- RPT-1 comes with two pencil-style tips and two spade-style tips.

CAT. NO.	UPC NO.	DESCRIPTION
RPT-1	08711	Ⓡ Plastic Tips for 200B, 200EP, 200FP and 200XP
RPT-2	60561	Ⓡ Plastic Tips for 200GX

Replacement Metal Tips for 200B and 200EP Probes



- Metal tips provide maximum performance when probing insulated wires or making direct metallic contact.
- Made of nickel-plated brass.
- Tips fit 200B and 200EP probes.
- Package contains two pencil-style tips.

CAT. NO.	UPC NO.	DESCRIPTION
RMT-1	08709	Ⓡ Metal Tips for 200B and 200EP Probes

Classic Tone and Probe Kit



- Used to identify single conductors or cables within a bundle, at a cross-connect point or at remote ends.
- Kit includes the 77HP High Power Tone Generator and the 200EP Inductive Amplifier in a rugged, woven nylon carrying case. (700C)

CAT. NO.	UPC NO.	DESCRIPTION
701K	08684	Classic Tone and Probe Kit

Professional Tone and Probe Kit



- Designed for the telecom professional, this kit is for use on single conductors, twisted pairs, coax cables and de-energized electrical wiring.
- Housings are drop-tested to ensure durability.
- Kit includes the 77GX Tone Generator and 200GX Inductive Amplifier in a rugged carrying case. (711CS)

CAT. NO.	UPC NO.	DESCRIPTION
711K	60558	Professional Tone and Probe Kit

Premium Tone and Probe Kit



- Designed for more accurate wire identification, the 801K virtually eliminates power-related noise from the tone and probe operation.
- Kit includes the 77HP/6A High Power Tone Generator and 200 FP Filter Probe in a convenient Cordura® case. (700C)

CAT. NO.	UPC NO.	DESCRIPTION
801K	08690	Premium Tone and Probe Kit

AdapToner Kit



- Designed for fast, accurate wire identification by combining the features of our tone generators and modular breakout adapter.
- Kit includes the AT8 Modular Breakout Tone Generator and 200EP Inductive Amplifier in a convenient carrying case. (700C)

CAT. NO.	UPC NO.	DESCRIPTION
AT8K	08694	AdapToner Kit

LAN Toner Kit



- Designed for the network installation and maintenance professional, the LAN Toner sends tone and blinks HUB, Switch Port, and PC activity lights for fast identification. This kit can be used on any wiring system including Datacom, Telecom, security/alarm, audio and CATV.
- Kit includes the AT8L LAN Toner and the 200GX Inductive Amplifier in a rugged, woven nylon carrying case. (700C)

CAT. NO.	UPC NO.	DESCRIPTION
AT8LK	60584	LAN Toner Kit

CATV Cable Tone Test Kit



- Designed specifically for the CATV industry, this kit allows you to tone through splitters, directional couplers and traps.
- Simple to use, the 402K provides accurate results and will eliminate long delays trying to figure out non-tagged or mis-tagged cable drops.
- Kit includes one transmitter, one receiver, one male F-to-F connector adapter cable, one male F-to-alligator clip adapter cable and a carrying case. (700C)
- Transmitter and receiver are equipped with female F-connectors.
- Three methods of signal reception: electrostatic pickup for non-terminated cables, electromagnetic pickup for terminated or shorted cables and direct connection when identifying in the presence of passive devices.
- In continuity mode, provides both audible tone and LED display.
- Identifies the presence of AC or DC voltage on the cable under test.
- Four selectable tone outputs for multiple line identification.

CAT. NO.	UPC NO.	DESCRIPTION
402K	08677	CATV Cable Tone Test Set
402T	60376	R Transmitter
402R	60377	R Receiver
CS9	60374	R Male to male F-connector adapter cable
CS19	60378	R F-connector to alligator clip

Security and Alarm Kit



- Designed specifically for the security and alarm industry, the 620K provides a simple method for identifying intermittent failures (swingers) and confirming operation of switches at remote locations.
- To better satisfy industry requirements, we've combined the Model PE620 Tone Generator with the popular Model 200EP Inductive Amplifier in a durable woven nylon pouch. (700C)

CAT. NO.	UPC NO.	DESCRIPTION
620K	08682	Security and Alarm Kit

Voice • Data • Video

USA Tel: 800.435.0786
Fax: 800.451.2632

Canada Tel: 800.435.0786
Fax: 800.524.2853

International Tel: +1.815.397.7070
Fax: +1.815.397.9247

Cabling Pouch



- Designed to hold a complete set of wiring tools including: any (one) 77 Series Tone Generator, any (one) 200 Series Inductive Amplifier, a punchdown tool, a cabling knife and scissors.
- Convenient loop to hold most telephone test sets.
- Removable "parts pouch" allows you to keep small components in reach.
- Made of a durable woven nylon.
- Fits belts up to 5" wide.

CAT. NO.	UPC NO.	DESCRIPTION
750C	08685	Cabling Pouch

Tone and Probe Carrying Case



- Allows you to build your own kit using any tone generator and 200 Series probe.
- Durable woven nylon.
- Fits belts up to 3" wide.

CAT. NO.	UPC NO.	DESCRIPTION
700C	08683	Tone and Probe Carrying Case
711CS	60559	Tone and Probe Carrying Case with belt hook



PairMapper® Wiremap Kit



PM-400K

- Use to identify various wiring faults found in 10 BASE-T and other four-pair, twisted pair cables per TIA/EIA 568A and 568B.
- Tests and identifies up to four cables with unique Remote Terminators.
- Easy to use, compact.
- Checks twisted pair cable for shorts, opens, crossed pairs, reversed pairs and split pairs.
- Battery operated (4 x AAA not included).

CAT. NO.	UPC NO.	DESCRIPTION
PM-400K	11877	PairMapper Wiremap Kit

Sure Signal®



46060

- Designed for cable installers and communications technicians for testing four-pair data/voice cable links terminated with standard, modular eight-position RJ45-style jacks.
- Simplest tester available for identifying common wiring faults such as shorts, opens and miswires.
- Diagnosis can be completed at one end.
- Sequentially-lighting LEDs correspond to each wire allowing easier diagnosis of miswires than testers that check pairs.
- Can test more wiring configurations than other testers due to sequential wiremap testing.
- Shielded test ports allow extra versatility to test shielded and screened twisted pair.
- Optional patch cords allow the Sure Signal to be used as a coax tester, eliminating the need for a second tester.
- Optional remote unit can be used to check patch cords for wiring errors.
- Optional Accessory Kit includes two RJ45 patch cords, two RJ45 to BNC adapter cords, two RJ45 to RJ11 snap-in adapters and one BNC plug to BNC plug adapter.
- Battery operated (9V not included).
- Lifetime limited warranty.

CAT. NO.	UPC NO.	DESCRIPTION
46060	46060	Sure Signal Line Verifier and Patch Cord Tester
46070	46070	R Sure Signal Remote
45276	45276	R Carrying Case
46065	46065	R Sure Signal Accessory Kit
CS10	CS10	R Modular Adapter cable

Voice • Data • Video

USA Tel: 800.435.0786
Fax: 800.451.2632

Canada Tel: 800.435.0786
Fax: 800.524.2853

International Tel: +1.815.397.7070
Fax: +1.815.397.9247

Wiremap Tester



468

- Quickly identifies opens, shorts, reversals and transposed pairs.
- Economical tester includes all the basic functions.
- Connecting the receiver unit automatically activates the test process.
- Sequencing red and green LEDs provide fast, accurate and simple-to-understand results.
- Alerts the technician if connected to an active circuit without harming the unit.
- Connect any eight-position modular plug to the appropriate jack on the transmitter and a sweeping tone signal is applied to all pairs.
- At the far end of the cable, use any Tempo inductive amplifier (probe) to locate the corresponding plug or jack.
- Battery operated (9V not included).

CAT. NO.	UPC NO.	DESCRIPTION
----------	---------	-------------

468	08661	Wiremap Tester
468C	60382	R Carrying Case for the Wiremap Tester
468T	468T	R Transmitter
468R	468R	R Receiver
CSIO	CSIO	R Modular Adapter Cable

Coaxial Cable Tester



45055

- Provides quick verification of opens or shorts in either the conductor or the shield of coax cable.
- Simple one-button operation provides pass/fail indication.
- Remote terminator allows testing of cables before or after installation.
- Clear red/green LED indication of short or open conditions.
- Standard BNC- and F-type female connectors.
- Battery operated (9V included).
- Lifetime limited warranty.

CAT. NO.	UPC NO.	DESCRIPTION
----------	---------	-------------

45055	45055	Coaxial Cable Tester
-------	-------	----------------------

TERMINATION & TESTING

Clip-On Twisted Pair Kit



- Provides the most essential tools for terminating voice and data cabling right at the installer's side.
- Rugged Cordura® pouch is built to last, lowering replacement costs.
- Heavy-duty metal clip snaps over the installer's belt so that the kit can be removed without removing the belt.
- Side holsters allow the installer to carry a flashlight and a favorite screwdriver.

CAT. NO.	UPC NO.	DESCRIPTION
46010	46010	Clip-On Twisted Pair Kit

Kit contents may be purchased separately:

46023	46023	Punchdown Tool with 110 Blade
PT-T02	08708	Electrician's Scissors
45579	45579	Twisted Pair Stripper
46500	46500	Pocket-Light Flashlight
45272	45272	Pouch

Replacement Tools and Blades are also available:

46020	46020	Punchdown Tool
46021	46021	Punchdown Tool with 66 Blade
46022	46022	66 Style Punchdown Blade
46024	46024	110 Style Punchdown Blade

Cable TV Coax Termination Kit



- Contains the tools and connectors necessary for installing a Cable TV system.
- Durable Cordura Plus zipper case protects and organizes tools and includes a see-through pouch for storing connectors.
- Outside pockets provide convenient storage of instruction manuals or worksite documents.

CAT. NO.	UPC NO.	DESCRIPTION
45466	45466	Cable TV Coax Termination Kit

Kit contents may be purchased separately:

45482	45482	Cable Cutter
45578	45578	Kwik Stripper® CATV Stripper, 2 Level Stripper for RG6, RG59, RG7, RG11
46801	46801	Kwik Cycle® 9" Crimp Frame with Die Set for F-style Connectors on RG6 and RG59 Cable
45516	45516	F Connector Insertion Tool
45324	45324	F-style Crimp-on Connectors for Quad-shield RG6 (Qty. 50)
45476	45476	Zipper Case

Voice • Data • Video

USA Tel: 800.435.0786
Fax: 800.451.2632

Canada Tel: 800.435.0786
Fax: 800.524.2853

International Tel: +1.815.397.7070
Fax: +1.815.397.9247

Cable TV Coax Termination and Test Kit



- Contains the tools, connectors and tester for installing and testing a Cable TV system.
- Cable TV tone test set uses both electromagnetic and electrostatic pickup to tone through splitters, directional couplers and taps.
- Durable Cordura® Plus zipper case protects and organizes tools and includes a see-through pouch for storing connectors.
- Outside pockets provide convenient storage of instruction manuals or worksite documents.

CAT. NO.	UPC NO.	DESCRIPTION
45467	45467	Cable TV Coax Termination and Test Kit

Kit contents may be purchased separately:

45482	45482	Cable Cutter
45578	45578	Kwik Stripper® CATV Stripper, 2 level stripper for RG6, RG59, RG7, RG11
46801	46801	Kwik Cycle® 9" Crimp Frame with Die Set for F-style Connectors on RG6 and RG59 Cable
45516	45516	F Connector Insertion Tool
45323	45323	F-style Crimp-on Connectors for Quad-shield RG6 (Qty. 25)
402T	60376	Cable TV Tone Generator
402R	60377	Cable TV Tone Receiver
45477	45477	Zipper Case

Coax/Twisted Pair LAN Termination and Test Kit



- Provides the essential tools, connectors and testers necessary for maintaining a Local Area Network (LAN), twisted pair cabling and coax Ethernet (Thinnet) cabling.
- Durable Cordura Plus carrying case protects and organizes tools and includes a see-through pouch for storing connectors.
- Outside pockets provide convenient storage of instruction manuals or worksite documents.

CAT. NO.	UPC NO.	DESCRIPTION
45468	45468	Coax/Twisted Pair LAN Termination and Test Kit

Kit contents may be purchased separately:

45482	45482	Cable Cutter
45579	45579	Kwik Stripper® Twisted Pair Stripper
46023	46023	Punchdown Tool with 110 Blade
46022	46022	66 Style Punchdown Blade
45575	45575	Telephone Ratchet Crimper for 4-, 6- and 8-position Modular Plugs
45577	45577	Kwik Stripper Coax Stripper, 3 Level
46800	46800	Kwik Cycle 9" Crimp Frame with Die Set for BNC-style Connectors on Thinnet RG8 Cable
45481	45481	Center Conductor Cutter for Coax Cable
AT8	08693	AdapToner Modular Breakout Tone Generator
200EP	08671	Inductive Amplifier Probe
45781	45781	BNC-style Coax Connectors for RG58 Thinnet Plenum Cable (Qty. 20)
45760	45760	Category 5 Connectors RJ45, 8-Position (Qty. 50)
45478	45478	Carrying Case

Voice and Category 5 Data Termination Kit



- Includes the tools and connectors necessary for installing a voice and data network.
- Durable Cordura® Plus zipper case protects and organizes tools and includes a see-through pouch for storing connectors.
- Outside pockets provide convenient storage of instruction manuals or worksite documents.

CAT. NO.	UPC NO.	DESCRIPTION
45469	45469	Voice and Category 5 Data Termination Kit

Kit contents may be purchased separately:

45482	45482	Cable Cutter
45579	45579	Kwik Stripper® Twisted Pair Stripper
46023	46023	Punchdown Tool with 110 Blade
46022	46022	66 Style Punchdown Blade
45575	45575	Telephone Ratchet Crimper for 4-, 6- and 8-Position Modular Plugs
45760	45760	Category 5 Connectors RJ45, 8-Position (Qty. 50)
45751	45751	Flat Cable Connectors RJ12, 6-Position, 6-Conductor (Qty. 50)
45479	45479	Zipper Case

Category 5 Data Termination and Test Kit



- Includes the tools, connectors and testers necessary for installing a Cat 5 data network.
- Durable Cordura® Plus zipper case protects and organizes tools and includes a see-through pouch for storing connectors.
- Outside pockets provide convenient storage of instruction manuals or worksite documents.

CAT. NO.	UPC NO.	DESCRIPTION
45470	45470	Category 5 Data Termination and Test Kit

Kit contents may be purchased separately:

45482	45482	Cable Cutter
45579	45579	Kwik Stripper® Twisted Pair Stripper
46023	46023	Punchdown Tool with 110 Blade
45575	45575	Telephone Ratchet Crimper for 4-, 6- and 8-Position Modular Plugs
45760	45760	Category 5 Connectors RJ45, 8-Position (Qty. 50)
468T	60379	Modular Cable Tester Transmitter with Tone Generator
468R	60380	Modular Cable Tester Receiver
45485	45485	Zipper Case

Voice • Data • Video

USA Tel: 800.435.0786
Fax: 800.451.2632

Canada Tel: 800.435.0786
Fax: 800.524.2853

International Tel: +1.815.397.7070
Fax: +1.815.397.9247

Professional Installation Kit



- Includes all the tools, connectors and testers for installing and maintaining most types of communications cabling including voice, data, cable TV and coax Ethernet networks.
- Durable Cordura® Plus carrying case protects and organizes tools and includes see-through pouches for storing connectors.
- Outside pockets provide convenient storage of instruction manuals or worksite documents.

CAT. NO.	UPC NO.	DESCRIPTION
45471	45471	Professional Installation Kit

Kit contents may be purchased separately:

45482	45482	Cable Cutter
45579	45579	Kwik Stripper® Twisted Pair Stripper
46023	46023	Punchdown Tool with 110 Blade
46022	46022	66 Style Punchdown Blade
45575	45575	Telephone Ratchet Crimper for 4-, 6- and 8-position Modular Plugs
AT8	08693	AdapToner Modular Breakout Tone Generator
200EP	08671	Inductive Amplifier Probe
PM-400K	11877	PairMapper® with Remotes 1-4
45577	45577	Kwik Stripper Coax Stripper, 3 Level
45040	45040	Kwik Stripper 2-Level Coax Cartridge
46801	46801	Kwik Cycle® 9" Crimp Frame with Die Set for F-style Connectors on RG6 and RG59 Cable
46824	46824	Kwik Cycle Die Set for BNC-style Coax Connectors on Thinnest RG58 Cable
45481	45481	Center Conductor Cutter for Coax Cable
45516	45516	F Connector Insertion Tool
45324	45324	F-style Crimp-on Connectors for Quad-shield RG6 (Qty. 50)
45760	45760	Category 5 Connectors RJ45, 8-Position (Qty. 50)
45751	45751	Flat Cable Connectors RJ12, 6-Position, 6-Conductor (Qty. 50)
45486	45486	Carrying Case

Telecom Technician Kit



- Contains all the essential tools and testers to install and maintain the voice network.
- Durable woven nylon pouch fits any belt up to 5" wide and keeps all the tools conveniently accessible.

CAT. NO.	UPC NO.	DESCRIPTION
45472	45472	Telecom Technician Kit

Kit contents may be purchased separately:

46023	46023	Punchdown Tool with 110 Blade
46022	46022	66 Style Punchdown Blade
PT-T02	08708	Electrician's Scissors
PT-T01	08707	Cable Splicer's Knife
77HP	08687	Tone Generator
200EP	08671	Inductive Amplifier Probe
PE930	60487	Telephone Test Set
750C	08685	Cabling Pouch

Telecom Field Technician Kit



- Contains all the essential tools and testers to maintain a telecommunications network.
- Top quality digital multimeter and telephone test set make troubleshooting a voice network easy.
- DMM features an industry-leading lifetime warranty.
- Insulated screwdrivers protect the technician up to 10,000V.
- Durable Cordura® Plus carrying case protects and organizes tools and includes see-through pouches for storing connectors.
- Outside pockets provide convenient storage of instruction manuals or worksite documents.

CAT. NO.	UPC NO.	DESCRIPTION
45473	45473	Telecom Field Technician Kit

Kit contents may be purchased separately:

45482	45482	Cable Cutter
46023	46023	Punchdown Tool with 110 Blade
46022	46022	66 Style Punchdown Blade
PT-T02	08708	Electrician's Scissors
PT-T01	08707	Cable Splicer's Knife
77HP	08687	Tone Generator
200EP	08671	Inductive Amplifier Probe
PE930	60487	Telephone Test Set
46040	46040	TurTEL6 Modular Adapter and Polarity Tester
DM-800	07549	Digital Multimeter
46500	46500	Pocket-Light Flashlight
1955	06857	Wire Strippers/Cutter, 10-18 AWG Solid, 12-20 AWG Stranded
47439	47439	Screwdrivers, 6-piece Set.
45487	45487	Carrying Case

Voice • Data • Video

USA Tel: 800.435.0786
Fax: 800.451.2632

Canada Tel: 800.435.0786
Fax: 800.524.2853

International Tel: +1.815.397.7070
Fax: +1.815.397.9247

BURIED FACILITY LOCATING

Tracker II



HS-1 (08695)
Optional headset is available for use in high-traffic areas or other noisy environments.

- Traces the path and determines the depth of wires and metallic pipes on active or dead systems without having to deactivate the system.
- Lightweight receiver provides audible and visual indications of signal strength.
- Transmitter output and receiver sensitivity are fully adjustable for maximum accuracy.
- Transmitter offers three methods of connection: direct, inductive coupler and inductive antenna.
- Includes transmitter assembly, receiver assembly, inductive coupler (clamp), built-in inductive antenna, two 8' test leads (2.4 m) with heavy-duty alligator clips and durable polyethylene case.
- High frequency transmitter provides range up to 4,000' (1,219 m) and depths up to 7' (2 m).
- Receiver is 32" long (813 mm).
- Battery operated (eight AA and one 9V battery is included).
- Molded carrying case included.

CAT. NO.	UPC NO.	DESCRIPTION
501	08662	Tracker II

SPECIFICATIONS

Power Requirements	Transmitter – (8) AA batteries; Receiver – (1) 9V battery
Battery Life	Transmitter – 30 hours nominal; Receiver – 10 hours nominal
Transmitter Frequency	447.5kHz
Transmitter Power	40Vp-p (140mW) maximum
Voltage Protection	240VAC/500VDC
Automatic Shut Off	90 Min. Transmitter and Receiver
Construction	Transmitter/Receiver – powder coated aluminum Case – vacuum formed polyethylene
Dimensions	Transmitter – 4.25" x 3" x 3.25" (108 x 76.2 x 82.6 mm) Receiver – 32" x 2.75" x 4" (812.8 x 69.9 x 101.6 mm) Case – 33.5" x 8.25" x 3.75" (850.9 x 209.6 x 95.3 mm)
Weight	6.7 lbs. complete kit (3.04 kg)

Buried Line Locator



- LED and LCD signal strength indicators make it quick and easy to find exact line location.
- Lightweight and ergonomically balanced.
- Automatic signal boost makes it easy to trace lines, even those with very weak signals.
- Receiver may be used in active or passive mode.
- Receiver locates multiple passive frequencies with a single setting.
- Receiver automatically locks out passive range when it detects a transmitter signal, reducing the chance of tracing other lines carrying weaker signals.
- Microprocessor-based circuitry delivers increased accuracy and features auto-gain control in all environments.
- Traces 20' (6 m) underground and provides depth readings up to 15' (4.57 m).
- Transmitter can be connected to live lines up to 600V.
- Lifetime limited warranty.
- Molded carrying case included.

CAT. NO.	UPC NO.	DESCRIPTION
BLL-200	07796	Buried Line Locator

SPECIFICATIONS

	Transmitter	Receiver
Operating Voltage	0-600VAC, 0-300 VDC	Depth Range Measures: 0-15 ft. Traces: 0-20 ft.
Current	13mA (open line) 150mA (live or shorted line)	±(10% reading + 0.2 ft.)
Frequency	33.3kHz	Depth Resolution - 0.1 ft. increments Passive Trace Frequency - 12Hz-24kHz
Operating Temperature	0°F to 120°F (-17°C to 50°C)	Operating Temperature - 0°F to 120°F (-17°C to 50°C)
Size	7.5" x 4" x 2.1" (190.5 mm x 101.6 mm x 53 mm)	Size 4.1" x 8.5" x 38" (104.1 mm x 215.9 mm x 965.2 mm)
Power	6 VDC (4 AA batteries)	Power 6 VDC (4 AA batteries)
Weight	15 oz. (425 g) (with batteries and clamp)	Weight 1 lb. 12 oz. (794 g)

Pulser Fault Locator



PE2003
Great complement to any buried line cable locator.

- Identifies the exact location of even the smallest breaks in insulation by “pulsing” a high-voltage signal that radiates into the earth at the location of the faults. With the A-frame mounted receiver, a visual analog meter points the way to the source of the voltage.
- Multiple faults on a single wire can be identified indicating the need to replace instead of repair.
- Extra-long test leads feature heavy-duty alligator clips for use on multiple cable types.
- Includes a rechargeable transmitter, receiver, A-frame, ground stake, 120V charger and a 12V DC (cigarette lighter) adapter.
- Battery operated (one 12V and one 9V battery are included).
- Molded carrying case included.
- 1-year limited warranty.

CAT. NO.	UPC NO.	DESCRIPTION
PE2003	08666	Pulser
SPECIFICATIONS		
Power Requirements	Transmitter: (1) 12V rechargeable battery Receiver: (1) 9V battery	
Battery Life	Transmitter: 23 hours per charge; Receiver: 200 hours	
Transmitter Power	2400VDC peak	
Voltage Protection	240VAC/400VDC	
Construction	Transmitter – aluminum housing in polyethylene case Receiver – powder coated aluminum	
Dimensions	Transmitter – 17" x 8.5" x 6.5" (421 mm x 215 mm x 160 mm) in case Receiver – 33.5" x 21.75" x 3.25" (840 mm x 550 mm x 8 mm) on A-Frame	
Weight	12.5 lbs. (5.7 kg) complete	

Wire Finder/Mini Locator



- Traces energized or degenerated wires in walls and drop ceilings.
- Provides reliable results on buried cables to depths of 3' (1 m) and lengths up to 1000' (308 m).
- Determines the approximate depth of the wire before digging.
- Compact design and easy-to-understand operations.
- Fully adjustable transmitter and receiver for accurate locating.
- Quick change test leads for use in any industry, even international power outlets.
- Voltage protection to allow use on live AC circuits.
- Automatic shut-off to prevent accidental battery discharge.
- Housed in a durable, molded carrying case with a quick reference operation guide on the inside of the lid.
- Battery-operated: (2) 9V batteries included.
- 1-year limited warranty.

CAT. NO.	UPC NO.	DESCRIPTION
508S	08678	Wire Finder/Mini Locator
SPECIFICATIONS		
Power Requirements	(1) 9V each (transmitter and receiver, included)	
Battery Life	Transmitter 35 hours nominal; Receiver 20 hours nominal	
Transmitter Frequency	447.5kHz	
Transmitter Power	9Vp-p (11mW)	
Voltage Protection	240VAC/500VDC	
Construction	Transmitter/Receiver – high-impact ABS plastic, Case – vacuum-formed polyethylene	
Dimensions	Transmitter – 4" x 2.3" x 1" (101.6 x 58.4 x 25.4 mm), Receiver – 6" x 2.35" x 1" (152.4 x 59.7 x 25.4 mm), Case – 9.5" x 8" x 3" (241.3 x 203.2 x 76.2 mm)	
Weight	2.6 lbs. (1.2 kg)	

Voice • Data • Video

USA Tel: 800.435.0786
Fax: 800.451.2632

Canada Tel: 800.435.0786
Fax: 800.524.2853

International Tel: +1.815.397.7070
Fax: +1.815.397.9247

Wire and Valve Locator

NEW



- Adjustable transmit power allows you to select the best signal for maximum performance.
- Transmitter's high power output offers extended range and use on higher resistance wire paths that other locators can't touch.
- Receiver provides both audible and visual indications of signal strength.
- Lightweight receiver wand makes it easy for you to move along quickly to locate even the longest wire path.
- Rugged headphones block ambient noise and improve "feel" for the signal.
- Includes transmitter, receiver, headset, ground stake, and complete instructions.
- Battery-operated: (8) "D" Cells and (1) 9V.
- 1-year limited warranty.

CAT. NO.	UPC NO.	DESCRIPTION
521A	86788	Wire and Valve Locator
521T	521AT R	Transmitter
521R	521AR R	Receiver
HS1	HS1 R	Headset
GS1	GS1 R	Ground Stake

SPECIFICATIONS

Power Requirements	Transmitter: (8) "D" Cell; Receiver: (1) 9V battery
Battery Life	Transmitter: 50 hours nominal Receiver: 100 hours nominal
Transmitter Frequency	1748Hz
Transmitter Power	750Vp-p 285Vrms
Voltage Protection	120VAC/250VDC
Construction	Powder-coated aluminum housing in polyethylene case
Case Dimensions	33.5" x 8.25" x 3.75"
Weight	12 lbs. complete

Marker-Mate®



- Designed to locate buried electronic markers, including Omni Marker®, and Uni Marker™
- Five+ foot depth range
- Detects up to seven different marker types
- Scan mode provides simultaneous detection of all marker types
- User-adjustable Detection Threshold
- Digital signal processor accuracy
- Large-character display is easy to read
- Bar graph, numeric & audible signal strength indicators
- Speaker volume adjust
- Headphone jack
- Battery level indicator
- Low battery warning
- Adjustable time out feature prolongs battery life (and can be turned off)
- Weather resistant
- Rugged construction
- Patent pending

CAT. NO.	UPC NO.	DESCRIPTION
EML100	60798	Marker-Mate Electronic Marker Locator

SPECIFICATIONS

Electrical:	Twelve AA batteries Battery Life: 20 hours typical
Environment:	
Operating Temperature:	-4°F to 122°F (-20°C to 50°C)
Storage Temperature:	-40°F to 158°F (-40°C to 70°C)
Weather Resistant	
Physical:	
Length:	30.7 in. (780 mm)
Width:	7.8 in. (198 mm)
Height:	12.8 in. (325 mm)
Weight:	4.5 lbs. with batteries (2 kg)

Omni Marker®



- Electronically marks and relocates buried facilities.
- Unique design produces a uniform, spherical RF field in every direction.
- Easily located up to 5' away with any modern marker locator.
- Wider field with a signal peak directly above the marker provides precise location.
- Requires no particular orientation when buried.
- Greater range than standard 4" ball markers.
- High-reliability design lasts as long as your buried plant.
- Color coded by utility application.
- Lifetime limited warranty.
- Patented.

APPLICATION	COLOR	FREQUENCY	CAT NO.	UPC NO.
Power	Red	169.8kHz	0160-0001-1	60765
Water	Blue	145.7kHz	0161-0001-1	60766
Sanitary	Green	121.6kHz	0162-0001-1	60767
Telephone	Orange	101.4kHz	0163-0001-1	60768
Gas	Yellow	83.0kHz	0164-0001-1	60769
Cable TV	Orange/Black	77.0kHz	0165-0001-1	60770
Non-Potable Water	Purple	66.35 kHz	0168-0001-1	11050

Uni Marker™



- Electronically marks buried facilities for later relocation.
- Rugged polyethylene case ensures years of useful life.
- Small size and flat design attach easily to non-metallic utility box lids, hand holes and other buried enclosures.
- Location is simple with any modern marker locator.
- Range is 25% more than other similar-style markers.
- Signal peak ensures location within inches of the marker.
- Color coded by utility application.
- Lifetime limited warranty.

APPLICATION	COLOR	FREQUENCY	CAT NO.	UPC NO.
Power	Red	169.8kHz	0170-0001-1	60771
Water	Blue	145.7kHz	0171-0001-1	60772
Sanitary	Green	121.6kHz	0172-0001-1	60773
Telephone	Orange	101.4kHz	0173-0001-1	60774
Gas	Yellow	83.0kHz	0174-0001-1	60775
Cable TV	Orange/Black	77.0kHz	0175-0001-1	60776
Non-Potable/Gen I	Purple	66.35kHz	0178-0001-1	11059

Kwik Cycle® Cable Tie Guns



- The Standard Cable Tie Gun is for use with 5/64" to 3/16" wide cable ties (2.2 mm to 4.8 mm), and the gun is made of molded nylon. The Heavy-duty Cable Tie Gun is for use with cable ties up to 1/4" wide (6.35 mm), and the gun is made of durable metal.
- Tension adjustment allows the user to adapt the tool to the size of the tie.
 - Automatic cut-off eliminates sharp edges on ties.

CAT. NO.	UPC NO.	DESCRIPTION
45306	45306	Standard Cable Tie Gun
45300	45300	Heavy-Duty Cable Tie Gun

Voice • Data • Video

USA Tel: 800.435.0786
Fax: 800.451.2632

Canada Tel: 800.435.0786
Fax: 800.524.2853

International Tel: +1.815.397.7070
Fax: +1.815.397.9247

CABLE & SERVICE TESTING

PE 900 Series Telephone Test Sets



PE961

- Waterproof tested to an IEC IP67 rating, these test sets are so impervious to water they can actually withstand submersion.
- The PE961 features our DigAlert™ over-voltage alarm and lock-out function to eliminate the danger of damaging or knocking out digital service lines.
- The new PE961 provides full ADSL compatibility.
- Ten-number speed dial memory (32 digits each).
- Last number redial.
- Precise hook flash.
- Microphone mute.
- Audible and visual mode indicators.
- Polarity test in any mode.
- Unique quick-release belt clip.
- Premium cord set with bed-of-nails and piercing pin clips.
- Three year warranty.

CAT. NO.	UPC NO.	DESCRIPTION
PE930	60487	Telephone Test Set
PE945	60489	Test Set with Two-Way Hands Free
PE961	60511	Test Set with Two-Way Hands Free and DigAlert
PE901	60492	Ground Start Cord Set
PE902	60493	Cord Set

FEATURE	PE930	PE945	PE961
Data Safe Monitor	✓	✓	✓
Adjustable Ringer	✓	✓	✓
Waterproof Design	✓	✓	✓
Loud Speaker Listening		✓	✓
Two-Way Hands Free		✓	✓
DigAlert™ Data Lock-out			✓
ADSL Compatible			✓

Tele-Mate® Communication Test Set



PE810

- Designed for communications wiring installation and repair to quickly verify the quality of a new installation.
- Affordable
- Headset for hands-free operation.
- Rugged design for demanding use.
- Compact design and durable belt clip make it easy to carry.
- Adjustable volume.
- Built-in ringer.
- Tone/Pulse dialing.
- Last number redial.
- Line polarity indication.
- Microphone mute.
- Data safe monitor mode.
- Replaceable premium cord set with telco-style clips.

CAT. NO.	UPC NO.	DESCRIPTION
PE810	60298	Tele-Mate® Communication Test Set
PE909	60785	Cord Set



RPC
Replacement Piercing Clips (see page 238)

Tele-Mate® Pro Telephone Test Set




- The Tele-Mate Pro Telephone Test Set will help you deal with the increasing complexity of telecom installation and maintenance.
- Complete telephone set with ringer
- Phone-to-phone intercom
- Modular or alligator clip connection
- LCD Display in English, Spanish or French
- Caller ID with name display
- Call waiting Caller ID
- Missed call indication
- Line voltage and current display
- High voltage detect and lockout
- High current detect and lockout
- Amplified loudspeaker line monitor
- Headset or handset operation
- Tone and pulse dialing
- Large 10-location speed dialing memory
- Multi-memory redial

CAT. NO.	UPC NO.	DESCRIPTION
----------	---------	-------------

PE830	60299	Tele-Mate Pro Telephone Test Set
PE909	60785 	Cord Set

TurTEL Modular Adapters/Polarity Tester



- Use with tone generators, test sets and other test devices to troubleshoot and isolate problems with telephone circuits.
- Two jacks allow in-line testing without service interruption.
- The TurTEL 6 has two six-position, six-wire jacks.
- The TurTEL 8 has two eight-position, eight-wire jacks.
- Simple, push button operation to check polarity and power.
- Reduced chance of shorting adjacent alligator clips due to unique shape.
- Test contacts are perforated to provide sure grip for alligator clips or use of probes.
- The TurTEL 6 has an internal circuit to allow testing of polarity for either of two lines (pairs 4 to 5 or 3 to 6) – circuit allows verification of power and phone number assignments.
- Patch cord included.
- Heavy-duty stainless steel belt clip.
- Lifetime limited warranty.

CAT. NO.	UPC NO.	DESCRIPTION
----------	---------	-------------

46040	46040	TurTEL 6 Modular Adapter/Polarity Tester
46050	46050	TurTEL 8 Modular Adapter

Sidekick® Plus Advanced Cable Maintenance Test Set

NEW



- Complete metering of voltage, current and resistance on copper cables
- Patented stress balance test
- Measurement of distance to opens
- Line quality tests for noise, loss and power influence
- Multimode wire tracing tone
- Resistance fault locator (RFL) and calculator
- Powerful Time Domain Reflectometer (TDR)
- Caller ID display
- Built-in loudspeaker dialing with phone book memory
- Auto-test mode with Pass/Fail
- USB download of test results and upload of software
- Analog meter or digital display selectable
- Big, easy-to-read display with backlight
- Rechargeable (included) or replaceable batteries
- Advanced cable diagnosis and troubleshooting in a single test set
- Quick testing and fast repairs
- Test data capture for sharing and records
- Easy to learn, especially for Sidekick family users
- Field upgradeable software

CAT. NO.	UPC NO.	DESCRIPTION
1155-5000	60886	Sidekick Plus Test Set

SPECIFICATIONS

Dimensions	11 x 4.75 x 3 inches
Weight	3 lbs.
Resistance	100 megohm max
Leakage	100 megohm max
DC Voltage	0 to 300 Volts DC
AC Voltage	0 to 250 Vrms
Stress Balance	0 to 82 dBnC
RFL	20 megohm, distance to 2 megohm
TDR Range	33 kilofeet
Operating Temp.	14°F to +120°F
Power	Four AA batteries

Sidekick® T&N

1137-5002



- Five transmission and noise tests.
- Determines the stressed noise susceptibility of dry and working pairs.
- Measures resistance, AC/DC volts, and capacitive kick.
- Provides tone for twisted pair or crossed conductor identification.
- Single setup for testing Tip-Ring, Tip-Ground, and Ring-Ground.
- Minimal drying effect in all ranges.
- Field replaceable leads.
- Softcase with adjustable strand hook.
- Low Battery indicator light.

CAT. NO.	UPC NO.	DESCRIPTION
1137-5002	60526	Sidekick T&N
1134-1002	60752	R Case

SPECIFICATIONS

Dimensions	10.75" x 4.25" x 2.5"	Stress Test	0 to 82 dBnC
Weight	2 lbs.	Loop Current	0 to 100 mA
Resistance	Rx1: Reads 0 to 2000 Ω Rx1K: Reads 0 to 2 MΩ	Circuit Noise	0 to 75 dBnC
Leakage	Rx10K: Reads 0 to 20 MΩ	Circuit Loss	-15 to +1 dB
DC Voltage	0 to 100 volts DC	Power Influence	50 to 100 dBnC
AC Voltage	0 to 200 Vrms	Operating Temp.	-4°F to +140°F
		Power	Four AA batteries

Sidekick® T&ND

1144-5000



- Easy-to-read digital LCD display.
- Internal Dialer for making Transmission Test connections.
- Autotest – performs 22 individual tests at the touch of a button.
- Determines the stressed noise susceptibility of dry and working pairs.
- Measures AC/DC Volts, Leakage, resistance, and loop current.
- Performs circuit loss, circuit noise (metallic noise), and power influence tests.
- Built-in open meter.
- Locates up to 4 load coils.
- Single set up for Tip-Ring, Tip-Ground, and Ring-Ground tests.
- Field replaceable test leads.
- On-screen display of “LOW BATTERY” when batteries are near failure.

SPECIFICATIONS

Weight	2 lbs.	Opens	0 to 60 kft.
Dimensions	10.75" X 4.25" X 2.5"	Loop Current	0 to 100 mA
AC Volts	300 Vrms max.	Load Coil	up to 4
DC Volts	± 300 Volts max.	Circuit Loss	+1 to -15 dB
Resistance	1 MW max.	Power Influence	40 to 100 dBmC
Leakage	100 MW max.	Circuit Noise	0 to 75 dBmC
Stress	0 to 82 dBmC	Power	Four AA Batteries

CAT. NO.	UPC NO.	DESCRIPTION
1144-5000	60853	Sidekick T&No Test Set
1134-1002	60752	Case

Sidekick® V.O.C.



- Identifies defective inside wire and jacks.
- Measures resistance, AC/DC volts, quasi square wave, and pair balance.
- Identifies shorts, opens, crosses and grounds.
- Replaces the need for other meters.
- Provides tone for twisted pair or crossed conductor identification.
- Single set-up for testing Tip-Ring, Tip-Ground, and Ring-Ground with ground connection.
- Field replaceable leads.
- Softcase with adjustable hook.
- Low Battery indicator light.

SPECIFICATIONS

Dimensions	10.75 x 4.25 x 2.5 inches
Weight	2 lbs.
Resistance	Rx1: Reads 0 to 2000 Ω Rx1K: Reads 0 to 2 Megohms
Leakage	Rx10K: Reads 0 to 20 Megohms
DC Voltage	0 to 100 Volts DC
AC Voltage	0 to 200 Vrms
Stress Test	0 to 82 dBmC
Operating Temp.	-4°F to +140°F
Power	Four AA batteries

CAT. NO.	UPC NO.	DESCRIPTION
1143-5000	60527	Sidekick V.O.C.
1134-1002	60752	Case

Sidekick® 7B



- Determines the stressed noise susceptibility of dry and working pairs.
- Measures resistance, AC/DC volts, and capacitive kick.
- Provides tone for twisted pair or crossed conductor identification.
- Single setup for testing Tip-Ring, Tip-Ground, and Ring-Ground.
- Minimal drying effect in all ranges.
- Field replaceable leads.
- Softcase with adjustable strand hook.
- Low Battery indicator light.

SPECIFICATIONS

Dimensions	10.75" x 4.25" x 2.5"
Weight	2 lbs.
Resistance	Rx1: Reads 0 to 2000 Ω; Rx1K: Reads 0 to 2 MΩ
Leakage	Rx10K: Reads 0 to 20 MΩ

CAT. NO.	UPC NO.	DESCRIPTION
1134-5029	60525	Sidekick 7B
1134-1002	60752	Case

= REPLACEMENT PART = ACCESSORY

Voice • Data • Video

USA Tel: 800.435.0786
Fax: 800.451.2632

Canada Tel: 800.435.0786
Fax: 800.524.2853

International Tel: +1.815.397.7070
Fax: +1.815.397.9247

Precision Tone Generator



- Used in the telecommunications industry for pair identification and fault locating.
- Supplies a precise 577.5Hz crystal controlled signal frequency.
- Variable output allows technicians to adjust signal strength to suit field conditions and improve accuracy.
- Designed to work with any common amplifier and exploring coil for aerial fault locating.
- For communications over inactive pairs, the unit supplies talk battery to power two telephone test sets (buttsets).
- Each of the three test leads is equipped with traditional bent nose piercing clips with "bed-of-nails" insulation piercing pins.
- The tone generator and test leads fit neatly in a durable, protective woven polyester carrying case with shoulder strap.
- 1-year warranty.
- Battery-operated (1 – 6V lantern included).

CAT. NO.	UPC NO.	DESCRIPTION
177	08657	Precision Tone Generator

SPECIFICATIONS

Power Requirements	One 6V lantern battery
Battery Life	40 hours nominal
Transmitter Frequency	577.5Hz pulsed at 1Hz, crystal controlled
Output Voltage	0.1 to 80Vp-p
Output Signal Level	0 to +30dBm
Construction	High impact ABS plastic in woven polyester case
Dimensions	7.25" x 5.5" x 4.5" in case
Weight	3 lbs. with battery

Load Coil Detector



- Designed for the telecommunications market, the 88 Load Coil Detector will identify the presence and count the number of load coils on an active or inactive circuit.
- No complicated screens or test instructions to decipher.
- Designed to withstand the rigors of daily use, the tester speeds troubleshooting dedicated data circuits. Simply connect the test leads and turn the switch.
- While gradually turning the control, the display will "kick" to signify each coil detected on the pair.
- Accurately identifies and counts up to four load coils on the circuit under test.
- 1-year warranty.

SPECIFICATIONS


Power Requirements	One 9V battery
Battery Life	100 hours nominal
Construction	High impact ABS plastic
Dimensions	4 x 2.25 x 1.5"
Weight	5.8 oz. with battery

CAT. NO.	UPC NO.	DESCRIPTION
88	08656	Load Coil Detector

TelScout® TS100



- Twisted Pair and Coax Testing in a Single Unit (optional).
- One-Step Setup.
- Automatic and Manual Instrument Control Mode.
- 45 kilofeet Fault Location Capability.
- Rugged – Survives 6 foot (2m) Drop.
- Splash and Drip Proof.
- Powered from AC Mains or Battery.
- Single-Button Zoom Function.
- Short Pulse Width Option (Includes Coax Testing Capability).
- Pair Comparison Mode.
- Splits/Crosstalk Mode.
- Intermittent Fault Location.
- Measures Distance to Fault in Feet, Meters, or Time.
- Configurable for Any Cable Type and Vp (0.300 to 1.000).
- Internal Memory Waveform Storage and Trace Upload to PC Software (MCTAP-Option).
- Serial Printer Output for Stored or Displayed Waveforms.
- Accurate (±3 ft. at 10,000 ft.)
- On-line Tutorials.
- Large Backlit Display.

CAT. NO.	UPC NO.	DESCRIPTION
TS100-01	60520	TelScout TS100-01 Metallic TDR
650391700	60754 	Leads

SPECIFICATIONS

Environmental

Temperature –
 Operating: 17° F to 92°F (-15° C to +60° C).
 Non-operating: 12° F to 97° F (-20° C to +65° C).
 Humidity – 95% RH, non-condensing.
 Shock (test specification) – Survives drop of 2 m to concrete in standard soft case.
 EMI Emissions – FCC part 15, subpart J, class A; VFG243 and EN55022.

Power

Mains Operation –
 Voltage Ranges: 110 V, 220 V, 240 V with appropriate AC to DC adapter.
 Battery Operation –
 Operating Time: 8 hrs. continuous.
 Battery Saver: Selectable for 5 to 30 minutes or disabled.

Physical

Dimensions	in.	mm
Height	12	30
Width	10	25
Depth	3.5	9
<hr/>		
Weight	lb.	kg
Net	6.4	3

Voice • Data • Video

USA Tel: 800.435.0786
Fax: 800.451.2632

Canada Tel: 800.435.0786
Fax: 800.524.2853

International Tel: +1.815.397.7070
Fax: +1.815.397.9247

TelScout® TS90



- Two Pair Test Capability
- One-Step Setup
- Automatic Instrument Control Mode
- 45,000' (15 km) Fault Location Capability
- Splash and Drip Proof
- Single-Button Zoom Function
- Pair Comparison Mode
- Splits/Crosstalk Mode
- Intermittent Fault Location
- Measures Distance to Fault in Feet, Meters, or Time
- Configurable for Any Cable Type and Vp (0.300 to 1.000)
- Accurate (±3 ft. at 10,000 ft.)
- On-line Tutorials
- Large Backlit Display

CAT. NO.	UPC NO.	DESCRIPTION
TS90	60522	TelScout TS90
012154500	60740	R Leads
THM5BAT	60756	R Battery

SPECIFICATIONS

Environmental

Temperature –
 Operating: 32° F to 77° F (0° C to +45° C).
 Non-operating: 12° F to 92° F (-20° C to +60° C).
 Humidity – 95% RH, non-condensing.
 EMI Emissions –
 EN55011 class A.
 EN60555-2.

Power

Battery Operation –
 Battery Type: Six AA Alkaline.
 Operating Time: >4.5 hrs. with backlight off.
 Battery Saver:
 Selectable for 5 to 30 minutes or disabled.

Physical

Dimensions	in.	mm
Height	5.6	141
Width	8.3	211
Depth	1.8	43
<hr/>		
Weight	lb.	kg
Net	2.2	1

CableScout™ TV90



- High performance easy to use, Time Domain Reflectometer for Coaxial testing applications.
- Employs optimized pulsing and sampling, coupled with advanced filtering and signal-processing techniques to ensure clean waveform and easy identification.
- Context-sensitive help screens for all functions
- Small, portable and lightweight 2.2 lbs. (1kg)
- Includes rechargeable battery pack
- Includes twisted pair adapter and test probe

CAT. NO.	UPC NO.	DESCRIPTION
TV90	12600	TV90 CableScout TDR
THM5BAT	60756	R Battery

SPECIFICATIONS

- Easy to operate (help screens available for all functions)
- Fast fault finding with automatic gain and vertical waveform positioning
- One-button Expand/Full View Function and zoom control.
- Precision accuracy 0-200 ft +- 2 ft. 1% beyond.
- Range up to 4000 ft.
- High-resolution with optimizing pulse and sampling and advanced filtering
- Input Protection: 200 VDC + Peak AC.
- Rugged - designed for harsh environments
- Large 7.2-in. high-resolution backlit display.
- International power supply options

Environmental

Temperature:
 Operating: 32° F to 77° F (0° C to +45° C).
 Non-Operating: 12° F to 92° F (-20° C to +60° C).
 Durability: Survives Drop test of 6 foot (2m) to concrete in soft case
 Power: 110 V, 220 V, 240 V with appropriate power adapter
 Battery type: 6 AA Alkaline and NiCad rechargeable pack. 4.5 hours continuous operation with adjustable battery saver modes

Standards

Compliant: UL, FCC EMI, CAN/CSA, EN, and CE

CableScout™ TV220TDR



- CableScout TV220: High Performance Time Domain Reflectometer for Coaxial Applications.
- The TV220 is designed to quickly locate faults that effect digital services in the Cable TV Network.
- High Frequency acquisition system exposes faults invisible to other TDR's.
- High signal-to-noise ration (SNR) allows for precision multiple fault location accuracy.

CAT. NO.	UPC NO.	DESCRIPTION
TV220	12599	CableScout TV220TDR

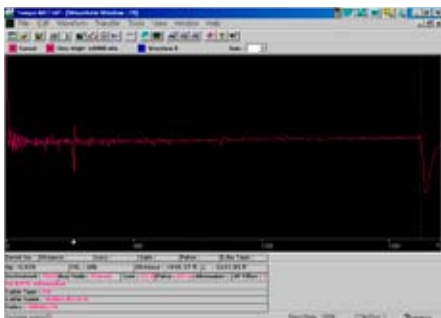
SPECIFICATIONS

- Easy to operate with on-board Tutorials
- Automatic or manual test features
- One-button zoom control.
- Trace comparison mode
- Intermittent Fault location
- Automatic event return loss
- Input protection to 400 VDC + Peak AC
- Internal memory waveform storage and trace upload to PC Software (MCTAP- Option).
- Serial output connector - print directly from unit
- Precision accuracy to +/- 4 ft. at 12,000'
- High-resolution 1 (ns) short pulse width.
- Rugged - designed for harsh environments
- Large 7.2-in. high-resolution backlit display.
- International language and power supply options

Environmental

- Temperature:**
- Operating:** 22° F to 72°F (-10° C to +40° C).
 - Non-Operating:** 12° F to 92°F (-20° C to +60° C).
 - Durability:** Survives Drop test of 6 foot (2m) to concrete in soft case
- Power:** 110 V, 220 V, 240 V with appropriate power adapter
- Battery type:** Internal Lead Acid rechargeable. 8 hours continuous operation with adjustable battery saver modes
- Standards Compliant:** UL, FCC EMI, CAN/CSA, EN and CE

MCTAP Waveform Analysis Software for TS100/TV220



- Metallic Cable Trace Analysis Package (MCTAP) is a Windows based program for viewing and analyzing wave forms acquired by the Tempo TV220 and TS100 TDR. MCTAP may be installed on computers running Windows 95/98, Windows NT, Windows ME, 2000, XP.

CAT. NO.	UPC NO.	DESCRIPTION
MCTAP	60755	MCTAP Software

SPECIFICATIONS

- TDR waveforms that are saved in the field can be uploaded to a computer for data management and analysis
- Waveform data can be exported as BMP, JPEG, and TIF file formats for easy communication of data
- Waveform data can be exported as text or spreadsheet compatible files for use in word processors or spreadsheet programs

T-Bug® Digital Signal Identifier



- Used to detect digital signals on twisted pair cables, identify and isolate digital pairs for special handling and help technicians avoid accidentally putting pairs out of service.
- Operation is non-invasive and does not involve metallic contact so there's no risk of service interruption.
- Simple to use – just place the probe between the pairs in question.
- Differential amplifier saves time by allowing the technician to determine whether the signal is truly present or is an induced signal from adjacent pairs.
- False readings due to noise are virtually eliminated.
- Continuous self test ensures that the unit is functioning properly.
- Emits both visible and audible indication when digital signals are present.
- Patented.

CAT. NO.	UPC NO.	DESCRIPTION
0134-0500	60764	T-Bug Digital Signal Identifier

FIBER TERMINATION & TESTING

Fiber Optic Kevlar® Shears



- Easily cuts through DuPont Kevlar or other aramid yarn.
- Serrated blade prevents slipping.
- High-leverage handles facilitate cutting.
- Cushioned-grip handle for comfortable use.
- Manufactured from hot-forged, high-carbon steel for long life.

CAT. NO.	UPC NO.	DESCRIPTION
45586	45586	Fiber Optic Kevlar Shears

Kevlar is a registered trademark of E.I. DuPont, Inc.

Ceramic Kevlar® Cutter



- Quickly and precisely trims the Kevlar strength member in fiber optic cable.
- Ceramic blades never need sharpening and have a long life.
- Handle is tough and durable.

CAT. NO.	UPC NO.	DESCRIPTION
45483	45483	Ceramic Kevlar Cutter

Kevlar is a registered trademark of E.I. DuPont, Inc.

Fiber Optic Carbide-Tipped Scribe




- Provides consistently good cleaves.
- 30° wedge tip is made of carbide to ensure long life.
- Made in the USA.

CAT. NO.	UPC NO.	DESCRIPTION
45593	45593	Fiber Optic Carbide-Tipped Scribe

Pocket Cable Stripper



- Specifically designed for stripping power and telecommunications cables from 3/16" to 1-1/8" in diameter (4.5 mm to 29 mm).
- Easy blade depth adjustment.
- 90° blade rotation allows longitudinal, circular and spiral slitting of insulation.

CAT. NO.	UPC NO.	DESCRIPTION
1900	45824	Pocket Cable Stripper
07915	07915	 Cutting Blade

Pocket Cable Stripper



- Specifically designed for stripping power and telecommunications cables from 3/4" to 1-1/2" in diameter (19 mm to 40 mm).
- Strips solid conductor, stranded conductor and multiple conductor cables.
- Easy blade depth adjustment.
- Blade rotates for circular, longitudinal and spiral cuts.

CAT. NO.	UPC NO.	DESCRIPTION
1901	45823	Pocket Cable Stripper
07915	07915	Cutting Blade

Fiber Optic Buffer Stripper



- Easily removes the buffer from both 250 and 900 micron cables.
- Preset at the factory – no adjustments required.
- Cushioned-grip ergonomic handles for comfortable use.
- Will not scratch or nick glass or fiber.
- 1.0 mm diameter stripping hole strips most fiber jackets.
- Made in the USA.

CAT. NO.	UPC NO.	DESCRIPTION
45589	45589	Fiber Optic Buffer Stripper

Pro-Plus Wire Stripper



- Strips the outer jacket off fiber optic cable.
- Extra-long, curved and cushioned handles add comfort and reduce hand fatigue.
- Lock tab protects cutting edges during storage.
- Made in the USA.

CAT. NO.	UPC NO.	DESCRIPTION
1955	06857	Pro-Plus Wire Stripper, 10-18 AWG

Kwik Cycle® 8" Crimp Tool for Fiber Optic Connectors



- Features a smaller handle spread with a comfortable, ergonomically designed handle.
- Ideal for the hard to handle smaller connectors, such as fiber optic connectors and open barrel contacts.
- Die sets are easily interchangeable with a screwdriver.
- Includes die set.

CAT. NO.	UPC NO.	DESCRIPTION
45637	45637	8" Fiber Optic Connector Crimp Tool

DESCRIPTION		CAT. NO.	UPC NO.
CONNECTION	FEATURES	TOOL WITH DIE	
	0.151" (3.84 mm) hex cavity 0.178" (4.52 mm) hex cavity 0.213" (5.41 mm) hex cavity universal fiber optic die	45637	45637

= REPLACEMENT PART = ACCESSORY

Kwik Cycle® 9" Crimp Tool for Fiber Optic Connectors



- Used to manually crimp a wide variety of connectors and terminals to factory specifications.
- Frame features a precision full-cycle ratchet for accurate, repeatable crimps every cycle.
- Crimp release lever improves throughput by eliminating rejected terminations due to improper connector positioning.
- Frame features a tension adjustment preset at the factory for optimum performance.
- High-leverage force and ergonomically-designed handle provides comfortable use.
- Frame and dies are manufactured from heat-treated, hardened tool steel for superior function and long life.
- All die sets are easily interchangeable with a simple screwdriver.

CAT. NO.	UPC NO.	DESCRIPTION
45504	45504	Kwik Cycle 9" Crimp Frame
45572	45572	Fiber Optic Die Set

DESCRIPTION		CAT. NO.	UPC NO.
CONNECTION	FEATURES	DIE ONLY	
	<p>O-style crimp cavities with dimensions of 0.131" x 0.162" x 0.196" (3.33 mm x 4.11 mm x 4.98 mm) For AMP Optimate SMA-style fiber optic connectors</p>	45572	45572



45468 Fiber Optic Installation Kit
This complete kit contains our Kwik Cycle® 9" Crimp Frame and all of the tools and consumables necessary for epoxy and polish connector terminations. See page 250 for more details about our Fiber Optic Termination Kit.

Fiber Optic Co-Polymer Polishing Puck



- Used for standard ST, SC and FC connectors with 2.5 mm ferrules.

CAT. NO.	UPC NO.	DESCRIPTION
45598	45598	Fiber Optic Co-Polymer Polishing Puck

Fiber Optic Stainless Steel Polishing Puck



- Used for standard ST, SC and FC connectors with 2.5 mm ferrules.
- Made of stainless steel to last for years of termination.
- Precision hole prevents even the slightest misalignment.
- Grooves in the puck's surface eliminate "sticking" during wet polishes.

CAT. NO.	UPC NO.	DESCRIPTION
45599	45599	Fiber Optic Stainless Steel Polishing Puck

Fiber Optic Polishing Pad



- Resilient pad is perfect for PC (physical contact) pre-radiused ferrules.
- 3" x 8" (7.6 x 203.2 mm)
- 70 durometer.

CAT. NO.	UPC NO.	DESCRIPTION
45612	45612	Fiber Optic Polishing Pad

Fiber Optic Inspection Microscope



- High-powered microscope is used to check a connector's endface for excess epoxy, core or cladding chips or other irregularities that degrade optical performance of the connector.
- Laser safety filter protects eyesight.
- Rubber eyecup for comfortable use.
- Rugged aluminum housing.
- 200X magnification.
- Universal adapter works with ST, SC or FC connectors.
- Includes padded nylon carrying case.

CAT. NO.	UPC NO.	DESCRIPTION
45651	45651	Fiber Optic Inspection Microscope


Connector Cleaning Systems



- Special lint-free fabric-on-a-reel quickly cleans ferrule endfaces of dust, oil and other contaminants.
- Cleaning system is completely self-contained.
- No need for alcohol.
- A single cleaning reel can be used for over 400 ferrule cleanings.
- ReelCleaner™ can be used on all connector types including MTP and MT-RJ.

CAT. NO.	UPC NO.	DESCRIPTION
948	60692	ReelCleaner Connector Cleaning System
948/2	10792	Reel Set, 2/Package
945/ESD/1	24053	Reel Set, 1/Package

Adapter Cleaning Wands



- Specially-created, lint-free materials clean hard-to-reach fiber optic interfaces, bulkhead adapters and ferrule alignment sleeves.

CAT. NO.	UPC NO.	DESCRIPTION
946	60571	2.5 mm Cleaning Wands, 10/Package
946K	60689	2.5 mm Cleaning Wands, 200/Box
947	60690	1.25 mm Cleaning Wands, 10/Package
947K	60691	1.25 mm Cleaning Wands, 200/Box

Fiber Optic Consumables Kit



- Contains the most commonly used consumables for epoxy and polish fiber optic terminations.

CAT. NO.	UPC NO.	DESCRIPTION
45656	45656	Fiber Optic Consumables Kit

Fiber Optic Hand Tools Kit



- Contains the most commonly used fiber optic termination tools in a durable Cordura® Plus zipper case.

CAT. NO.	UPC NO.	DESCRIPTION
45655	45655	Fiber Optic Hand Tools Kit

Kit contents may be purchased separately:

45586	45586	Fiber Optic Kevlar® Shears
1955	06857	Pro-Plus Wire Stripper, 10-18 AWG
45589	45589	Fiber Optic Buffer Stripper
45593	45593	Carbide-tipped Scribe
45637	45637	Kwik Cycle® 8" Crimp Frame with 0.151", 0.178", 0.213" Hex Cavities
45651	45651	Fiber Optic Inspection Microscope
45599	45599	Stainless Steel Polishing Puck
45612	45612	Resilient Polishing Pad, 3" x 8" (7.6 x 203.2 mm)
45644	45644	Zipper Case

Fiber Optic Termination Kit



- Contains all of the tools and consumable materials necessary for epoxy and polish connector terminations.
- Durable Cordura® Plus carrying case protects and organizes tools and includes see-through pouches for storing connectors.
- Outside pockets provide convenient storage of instruction manuals or worksite documents.

CAT. NO.	UPC NO.	DESCRIPTION
45658	45658	Fiber Optic Termination Kit

Kit contents may be purchased separately:

45586	45586	Fiber Optic Kevlar® Shears
1955	06857	Pro-Plus Wire Stripper, 10-18 AWG
45589	45589	Fiber Optic Buffer Stripper
45593	45593	Carbide-Tipped Scribe
45637	45637	Kwik Cycle® 8" Crimp Frame with 0.151", 0.178", 0.213" Hex Cavities
45651	45651	Fiber Optic Inspection Microscope
45599	45599	Stainless Steel Polishing Puck
45612	45612	Resilient Polishing Pad, 3" x 8" (7.6 x 203.2 mm)
45639	45639	Carrying Case

Kit includes the following consumable items which are not sold separately:

50 Sheets Polishing Paper, 0.3 micron	100 Lint-free Wipes
50 Sheets Polishing Paper, 1 micron	10 Alcohol Wipes
50 Sheets Polishing Paper, 5 micron	1 Alcohol Bottle
10 ml (0.34 oz.) Opticure Adhesive	1 Water Bottle
26 ml (0.9 oz.) Opticure Primer	1 Fiber Debris Disposal Container
1 Pair Safety Glasses	10 Syringes
1 Plastic Utility Box	10 Needle Tips
1 Felt-tipped Marker	

Fiber Optic Cut and Strip Kit



- Includes three basic tools for cutting and stripping optical fiber cables in a durable Cordura® Plus zipper case.

CAT. NO.	UPC NO.	DESCRIPTION
45657	45657	Fiber Optic Cut and Strip Kit

Kit contents may be purchased separately:

45586	45586	Fiber Optic Kevlar® Shears
1955	06857	Pro-Plus Wire Stripper, 10-18 AWG
45589	45589	Fiber Optic Buffer Stripper

525-90 PON Optical Loss Test Set

NEW



- 1310/1490/1550nm.
- Automated Insertion/Return Loss measurements.
- One button AUTOTEST.
- Stores 1000 measurement results.
- Cable acceptance software for report generation and fiber optic cable management.
- Optical power meter.
- Optical return loss meter.
- Rechargeable batteries.
- Rugged package for outside plant environment.

CAT. NO.	UPC NO.	DESCRIPTION
525-90	20945	PON Optical Loss Test Set (1310/1490/1550nm)

SPECIFICATIONS

AUTOTEST INSERTION LOSS	
Test Port	40dB
Measurement Range	
Calibrated Wavelengths	1310, 1490, 1550nm
RETURN LOSS	
Measurement Range	10 to 45dB
Accuracy	.5dB
GENERAL SPECIFICATIONS	
Display Type	±0.05dB
Fiber Type	±0.5dB
Standard Connector Type	0.01 dB
Laser Classification	Two AA size 1.5V batteries
Operating Temperature	FC, SC or ST
Storage Temperature	0° C to +50° C
Relative Humidity	0 to 95% RH non-condensing
Size	7.6 x 4.3 x 2.3 in. (19.3 x 10.9 x 5.8 cm)
Weight	2.2 lbs. (1.0 kg)
Power	Internal rechargeable NiMH
Battery Life	> 8 hours

SPECIFICATIONS

POWER METER

Dector Type	InGaAs
Display Range	-10dBm to 70 dBm
Calibrated Wavelengths	850, 980, 1300, 1310, 1490, 1550, 1625
Absolute Accuracy	<±0.25 dB
Resolution	0.01 dB
Measurement Units	dBm, dB

SOURCE

Center Wavelength	1310nm ±30nm	1490nm ±30nm	1550nm ±30nm
Spectral Width	<5	<5	<5
Output Power	>-10dBm	>-10dBm	>-10dBm
Output Stability	<±0.15dB/8 hrs	<±0.15dB/8 hrs	<±0.15dB/8 hrs
Connector Type	UCI-APC polish adapter 9-125 SM		

525-60 Smart Optical Loss Test Set



- Automated bi-directional testing.
- Optical return loss measurements.
- Dual wavelength insertion loss measurements.
- Multi-mode and Single-mode models feature user settable PASS/FAIL thresholds.
- Communications between units via messaging.
- Wide dynamic range optical power meter.
- Test record storage and data management software.
- Rugged outside plant instrument package.
- Universal connector interface.

CAT. NO.	UPC NO.	DESCRIPTION
525-60-PCX	20942	1310/1550nm Smart Optical Loss Test Set - PC Connectors
525-60-APC	20943	1310/1550nm Smart Optical Loss Test Set - APC Connectors
525-60RL-APC	20944	1310/1550nm Smart Optical Loss Test Set - APC Connectors

SPECIFICATIONS

	525-60-PCX		525-60-APC		525-60RL-APC	
Instrument Type	Singlemode Smart Loss Test Set		Singlemode Smart Loss Test Set		Singlemode Smart Loss Test Set	
Interface Connector	PC Connector Interface AUTOTEST performs Insertion Loss Test and Manual Return Loss		APC Connector Interface AUTOTEST performs Insertion Loss Test and Manual Return Loss		APC Connector Interface AUTOTEST performs Insertion and Return Loss in one Test	
POWER METER SPECIFICATIONS						
Detector Type	InGaAs		InGaAs		InGaAs	
Display Range	+10dBm to 70dBm		+10dBm to 70dBm		+10dBm to 70dBm	
Calibrated Wavelengths	850, 980, 1300, 1310, 1550, 1480, 1625		850, 980, 1300, 1310, 1550, 1480, 1625		850, 980, 1300, 1310, 1550, 1480, 1625	
Absolute Accuracy	±0.25dB		±0.25dB		±0.25dB	
Resolution	0.01dB		0.01dB		0.01dB	
Measurement Units	dBm, dB, W		dBm, dB, W		dBm, dB, W	
Connector Type	UCI-UPC flat polish adapter 9/125SM		UCI-APC polish adapter 9/125 SM		UCI-APC polish adapter 9/125 SM	
SOURCE SPECIFICATIONS						
Center Wavelength	1310nm ±30nm	1550nm ±30nm	1310nm ±30nm	1550nm ±30nm	1310nm ±30nm	1550nm ±30nm
Spectral Width	<5	<5	<5	<5	<5	<5
Output Power	>-10 dBm	>-10 dBm	>-10 dBm	>-10 dBm	>-10 dBm	>-10 dBm
Output Stability	±0.15dB/ 8 hours	±0.15dB 8 hours	±0.15dB/ 8 hours	±0.15dB 8 hours	±0.15dB/ 8 hours	±0.15dB 8 hours
Coupled Power Ratio (CPR)	25dB to 29dB ±1dB	21dB to 22dB ±1dB				
HOMP						
AUTOTEST INSERTION LOSS SPECIFICATIONS						
Test Port Measurement Range	40dB		40dB		40dB	
Calibrated Wavelengths	1310, 1550nm		1310, 1550nm		1310, 1550nm	
RETURN LOSS SPECIFICATIONS						
Measurement Range	10 to 45dB		10 to 65dB		10 to 65dB	
Accuracy	.5dB		.5dB		.5dB	
GENERAL DESCRIPTIONS						
Display Type	Graphics Liquid Crystal with Backlight		Graphics Liquid Crystal with Backlight		Graphics Liquid Crystal with Backlight	
Fiber Type	Singlemode 9/125 um		Singlemode 9/125 um		Singlemode 9/125 um	
Standard Connector Type	FC, SC, ST other connector options available		FC, SC, ST other connector options available		FC, SC, ST other connector options available	
Laser Classification	Class 1 CFR 1040		Class 1 CFR 1040		Class 1 CFR 1040	
Operating Temperature	0°C to +50°C		0°C to +50°C		0°C to +50°C	
Storage Temperature	-20°C to +60°C		-20°C to +60°C		-20°C to +60°C	
Relative Humidity	0 to 95% RH non-condensing		0 to 95% RH non-condensing		0 to 95% RH non-condensing	
Size	19.3 x 10.9 x 5.8 cm (7.6 x 4.3 x 2.3 in)		19.3 x 10.9 x 5.8 cm (7.6 x 4.3 x 2.3 in)		19.3 x 10.9 x 5.8 cm (7.6 x 4.3 x 2.3 in)	
Weight	1.0kg (2.2 lbs)		1.0kg (2.2 lbs)		1.0kg (2.2 lbs)	
Power	Internal rechargeable NiMH		Internal rechargeable NiMH		Internal rechargeable NiMH	
Battery Life	>8 hours		>8 hours		>8 hours	

Fiber Optic Power Meter

NEW



- Easy to use - three buttons control all functions.
- Loss measurements in (dB); power measurements in (dBm).
- 0.01dB measurement resolution.
- Multi-wavelength storage - store and recall reference power levels for faster, more efficient measurements.
- Snap-On connector interface adapts to FC, SC and ST connectors.
- Long battery life.
- User selectable auto shut-off.
- Rugged and splash-proof.
- Economically priced.

CAT. NO.	UPC NO.	DESCRIPTION
560XL	84485	Fiber Optic Power Meter

SPECIFICATIONS

OPTICAL

Calibration Wavelengths 850nm, 1300nm, 1310nm and 1550nm

Power Range -3 dBm to -60 dBm

Accuracy ± 0.25dB

Linearity

+3dBm to -3dBm ±0.5dB

-3dBm to -50dBm ±0.05dB

-50dBm to -60dBm ±0.5dB

Resolution 0.01dB

Power Requirements Two AA size 1.5V batteries (approx. 100 hours continuous operation)

Connector interface FC, SC or ST

SPECIFICATIONS

ENVIRONMENTAL

Operating temperature -15° C to +55° C

Storage temperature -35° C to +70° C

Humidity 0 to 95% non-condensing

Dimensions 7.2 x 14.2 x 3.5 cm (2.8 x 5.6 x 1.4 in.)

Weight 241g (8.5 oz.)

CE EN61010; EN50081-1: 1992; EN55011, Group 1, Class A EN50082-1: 1992 IEC 801-2, -3, -4

850/1300nm LED Source

NEW



- 850/1300nm wavelengths.
- Stable calibrated output.
- Easy to use.
- Continuous wave and modulated output.
- Fixed connector interface FC, SC or ST.
- Long battery life - approx. 80 hours.
- User selectable auto shut-off.
- Rugged and splash-proof.
- Economically priced.

CAT. NO.	UPC NO.	DESCRIPTION
570XL-FC	84486	850/1300nm LED source w/FC interface
570XL-SC	84487	850/1300nm LED source w/SC interface
570XL-ST	84488	850/1300nm LED source w/ST interface

SPECIFICATIONS

OPTICAL

Center Wavelengths 850nm 1300nm

Range (typical) 840nm to 880nm 1270nm to 1345nm

Max. spectral width 55nm 150nm

Stability (1 hour) ±0.05dB ±0.05dB

Typical power output

100/140um -13dBm -20dBm

62.5/125um -13dBm -20dBm

50/125um -14dBm -21dBm

Modulation frequency 270 kHz, 1 kHz and 2 kHz 270 kHz, 1 kHz and 2 kHz

Power Requirements Two AA size 1.5V batteries Two AA size 1.5V batteries (approx. 80 hours continuous operation)

Connector interface FC, SC or ST FC, SC or ST

SPECIFICATIONS

ENVIRONMENTAL

Operating temp. -15° C to +55° C

Storage temp. -35° C to +70° C

Humidity 0 to 95% non-condensing

Dimensions 7.2 x 14.2 x 3.5 cm (2.8 x 5.6 x 1.4 in.)

Weight 241g (8.5 oz.)

CE EN61010; EN50081-1: 1992; EN55011, Group 1, Class A EN50082-1: 1992 IEC 801-2, -3, -4

Voice • Data • Video

USA Tel: 800.435.0786
Fax: 800.451.2632

Canada Tel: 800.435.0786
Fax: 800.524.2853

International Tel: +1.815.397.7070
Fax: +1.815.397.9247

1310/1550nm Laser Source

NEW



SPECIFICATIONS

ENVIRONMENTAL

Operating temp.	-15° C to +55° C
Storage temp.	-35° C to +70° C
Humidity	0 to 95% non-condensing
Dimensions	7.2 x 14.2 x 3.5 cm (2.8 x 5.6 x 1.4 in.)
Weight	241g (8.5 oz.)
CE	EN61010; EN50081-1: 1992; EN55011, Group 1, Class A EN50082-1: 1992 IEC 801-2, -3, -4
CDRH Laser Class	Class 1

- 1310/1550nm wavelengths.
- Stable calibrated output.
- Easy to use.
- Continuous wave and modulated output.
- Fixed connect interface FC, SC or ST.
- Long battery life - approx. 80 hours.
- User selectable auto shut-off.
- Rugged and splash-proof.
- Economically priced.

CAT. NO.	UPC NO.	DESCRIPTION
580XL-FC	84489	1310/1550nm Laser source w/FC interface
580XL-SC	84490	1310/1550nm Laser source w/SC interface
580XL-ST	84491	1310/1550nm Laser source w/ST interface

SPECIFICATIONS

OPTICAL

Center Wavelengths	1310nm	1550nm
Range (typical)	1280nm to 1340nm	1520nm to 1580nm
Max. spectral width	<5nm	<5nm
Stability (1 hour)	±0.05dB	±0.05dB
Typical power output (9/125)		
Minimum	-8dBm	-8dBm
Typical	-7dBm	-7dBm
Modulation frequency	270 kHz, 1 kHz and 2 kHz	270 kHz, 1 kHz and 2 kHz
Power Requirements (approx. 80 hours continuous operation)	Two AA size 1.5V batteries	Two AA size 1.5V batteries
Connector interface	FC, SC or ST	FC, SC or ST

Visual Fault Finder

NEW



- Continuous wave output mode for steady fault location.
- Find breaks to 3km.
- Blinking output mode increases viewing contrast.
- Easy to use quick interface fits all 2.5mm connector interfaces (FC, SC, ST).
- 1.0mW output power.
- Ergonomic rotary switch permits easy one-handed operation.
- Rugged, compact and splash-proof aluminum design.
- Two AA batteries provide 48 hours continuous operation.
- Nylon belt holster included.

CAT. NO.	UPC NO.	DESCRIPTION
170XL	84501	Visual Fault Finder

SPECIFICATIONS

OPTICAL

Light source type	635nm red laser diode
Center wavelength	
Nominal	635nm
Range (typical)	630nm to 640nm
Spectral width (FWHM)	<2nm
Typical output power	
Max. into SMF-28 fiber	1.0mW (0dBm)
Min. CW output mode	316uW (-5 dBm)
Blink frequency in MOD mode	<3Khz approximate)
Power Requirements (Battery life Approx. 48 hours continuous operation)	Two AA size 1.5V batteries
Connector interface	Standard "Quick Connect" universal 2.5 mm receptacle

SPECIFICATIONS

ENVIRONMENTAL

Operating temp.	-10° C to +50° C
Storage temp.	-40° C to +60° C
Humidity	0 to 95% non-condensing
Dimensions	Length: 22 cm (9.0 in.); Diameter: 2.54 cm (1 in.)
Weight	200g (7 oz.)
CDRH Laser Class:	Class IIIa
CE	IEC 60-1-2 portion of the EN50082-1 ESD immunity requirement EN50082-1: 1992 IEC 801-2, -3, -4

Multimode Fiber Optic Test Set

NEW



- Insertion loss test set for multimode fiber.
- 850/1300nm loss measurements.
- Connector for FC, SC or ST.
- Rugged package design.
- Easy to use portable package.
- Economically priced.

CAT. NO.	UPC NO.	DESCRIPTION
5670-FC	84492	Multimode Fiber Optic Test Set w/FC interface
5670-SC	84493	Multimode Fiber Optic Test Set w/SC interface
5670-ST	84494	Multimode Fiber Optic Test Set w/ST interface

KIT SPECIFICATIONS

5670-FC INCLUDES:

- 560XL Optical Power Meter
- 570XL-FC 850/1300nm LED Source w/FC Connector
- T1020 FC/PC SOC Adapter
- 914B Carrying Case

5670-SC INCLUDES:

- 560XL Optical Power Meter
- 570XL-SC 850/1300nm LED Source w/SC Connector
- 1062 SC/PC SOC Adapter
- 914B Carrying Case

5670-ST INCLUDES:

- 560XL Optical Power Meter
- 570XL-ST 850/1300nm LED Source w/ST Connector
- T1030 ST/PC SOC Adapter
- 914B Carrying Case

Singlemode Fiber Optic Test Set

NEW



- Insertion loss test set for singlemode fiber.
- 1310/1550nm loss measurements.
- Connector for FC, SC or ST.
- Rugged package design.
- Easy to use portable package.
- Economically priced.

CAT. NO.	UPC NO.	DESCRIPTION
5680-FC	84495	Singlemode Fiber Optic Test Set w/FC interface
5680-SC	84496	Singlemode Fiber Optic Test Set w/SC interface
5680-ST	84497	Singlemode Fiber Optic Test Set w/ST interface

KIT SPECIFICATIONS

5680-FC INCLUDES:

- 560XL Optical Power Meter
- 580XL-FC 1310/1550nm Laser Source w/FC Connector
- T1020 FC/PC SOC Adapter
- 914B Carrying Case

5680-SC INCLUDES:

- 560XL Optical Power Meter
- 580XL-SC 1310/1550nm Laser Source w/SC Connector
- 1062 SC/PC SOC Adapter
- 914B Carrying Case

5680-ST INCLUDES:

- 560XL Optical Power Meter
- 580XL-ST 1310/1550nm Laser Source w/ST Connector
- T1030 ST/PC SOC Adapter
- 914B Carrying Case

Voice • Data • Video

USA Tel: 800.435.0786
Fax: 800.451.2632

Canada Tel: 800.435.0786
Fax: 800.524.2853

International Tel: +1.815.397.7070
Fax: +1.815.397.9247

NEW



Multimode and Singlemode Fiber Optic Test Set

- Insertion loss test set for multimode and singlemode fiber.
- 850/1300nm Loss measurements.
- 1310/1550nm Loss measurements.
- Connector for FC, SC or ST.
- Rugged package design.
- Easy to use portable package.
- Economically priced.

CAT. NO.	UPC NO.	DESCRIPTION
5890-FC	84498	Multimode and Singlemode Fiber Optic Test Set w/FC interface
5890-SC	84499	Multimode and Singlemode Fiber Optic Test Set w/SC interface
5890-ST	84500	Multimode and Singlemode Fiber Optic Test Set w/ST interface

KIT SPECIFICATIONS

5890-FC INCLUDES:

- 560XL Optical Power Meter
- 570XL-FC 850/1300nm LED Source w/FC Connector
- 580XL-FC 1310/1550nm Laser Source w/FC Connector
- T1020 FC/PC SOC Adapter
- 915B Carrying Case

5890-SC INCLUDES:

- 560XL Optical Power Meter
- 570XL-SC 850/1300nm LED Source w/SC Connector
- 580XL-SC 1310/1550nm Laser Source w/SC Connector
- 1062 SC/PC SOC Adapter
- 915B Carrying Case

5890-ST INCLUDES:

- 560XL Optical Power Meter
- 570XL-ST 850/1300nm LED Source w/ST Connector
- 580XL-ST 1310/1550nm Laser Source w/ST Connector
- T1030 ST/PC SOC Adapter
- 915B Carrying Case






International Tel: +1.815.397.7070
Fax: +1.815.397.9247

Canada Tel: 800.435.0786
Fax: 800.524.2853

USA Tel: 800.435.0786
Fax: 800.451.2632

Optical Loss Test Sets

MODEL NO.	523B-13/15	105202K	6052B2K	60556MT	253B+557B
PACKAGE	Handheld	Handheld	Palm-sized	Palm-sized	Palm-sized
SOURCE TYPE	Laser	Laser	LED	LED	LED
CALIBRATION WAVELENGTHS (nm)	1310/1550	1310/1550	850/1300	850/1300	650
MEASUREMENT RANGE	+3 to -75dBm	+3 to -60dBm	+3 to -60dBm	+3 to -60dBm	+3 to -60dBm
MEASUREMENT UNITS	dB, dBm, W	dB, dBm	dB, dBm	dB, dBm	dB, dBm
Storage Capability	✓				
Single-mode	✓	✓			
Multimode (glass)			✓	✓	
Multimode (POF)					✓
Talk Function					

				
523B-13/15	105202K	6052B2K	60556MT	253B + 557B

Advanced Single-Mode Optical Loss Test Set



- Incorporates a stable dual 1310nm/1550nm laser source and optical power meter in a convenient self-contained package to perform insertion loss and link loss testing.
- Large, backlit LCD makes it easy to view power levels and calibration wavelengths.
- Operation is simple due to the user-friendly keypad and intuitive controls.
- Remote operation permits the automation of tedious or repetitive measurements.
- Rubber boot protects against dropping.
- Rugged and splashproof.
- Indium-gallium-arsenide (InGaAs) photodetector.
- 1310/1550nm dual laser source.
- +3dBm to -75dBm measurement range.
- PASS/FAIL testing with audible signal.
- Manual or timer-driven data logging for periods from one second to one hour.
- Data storage for 1,000 measurements.
- RS232 interface for instrument configuration and data transfer to a PC-compatible workstation or serial printer.
- Powered by a rechargeable nickel-metal hydride (NiMH) battery pack, four alkaline batteries or AC adapter.
- Built-in NiMH battery charger with external power supply.

CAT. NO.	UPC NO.	DESCRIPTION
523B-13/15	60550	Advanced Single-Mode Optical Loss Test Set

Requires one SOC and one UCI connector adapter (See pages 289 and 290). Source output is directly compatible with PC connectors. For APC use hybrid cable approach (See page 293).

Voice • Data • Video

USA Tel: 800.435.0786
Fax: 800.451.2632

Canada Tel: 800.435.0786
Fax: 800.524.2853

International Tel: +1.815.397.7070
Fax: +1.815.397.9247

fiberTOOLS® Single-Mode Optical Loss Test Sets



- These conveniently packaged test sets are used to test, troubleshoot and maintain Telco, CATV, LAN and other single-mode network applications. The Basic Set can be used to measure output power and certify end-to-end attenuation on deployed fiber spans.
- Easy to use, all-in-one prepackaged kit.
- Dual wavelength 1310/1550nm source covers all requirements.
- Source has stable, calibrated output.
- Rugged, splashproof instruments.
- Water- and air-tight hard carrying case.
- Meets the link certification requirements of TIA-568B and ISO/IEC-11801.
- 0.01 dB measurement resolution.
- Two AA batteries provide power for over 100 hours in the optical power meters, over 50 hours in the LED sources and over 48 hours in the visual fault finder.

Basic Sets Include:

- 555B Optical Power Meter plus adapter.
- 262A Dual Wavelength 1310/1550nm Laser Source plus adapters.
- Hard carrying case (900B).

Deluxe Sets Include:

- Basic Set contents.
- Visual fault finder T160.
- Connector cleaner.
- Cleaning wands.

CAT. NO.	UPC NO.	DESCRIPTION
Basic Single-Mode Test Sets		
10520E2	60611	Basic SM Test Set E2000-PC
105202K	60608	Basic SM Test Set, FC-PC
105203K	60609	Basic SM Test Set, ST-PC
105206K	60610	Basic SM Test Set, SC-PC
1052011	60607	Basic SM Test Set, DIN

CAT. NO.	UPC NO.	DESCRIPTION
Deluxe Single-Mode Test Sets		
11520E2	60618	Deluxe SM Test Set E2000-PC
115202K	60615	Deluxe SM Test Set, FC-PC
115203K	60616	Deluxe SM Test Set, ST-PC
115206K	60617	Deluxe SM Test Set, SC-PC
115201U	60614	Deluxe SM Test Set, DIN
90ACK	60686	AC/Main Power Converter 120V (one required per handheld unit)



To accommodate other connector types, see our SOC/UCI adapters on pages 289 and 290 and reference cables on page 293.

International Tel: +1.815.397.7070
Fax: +1.815.397.9247

Canada Tel: 800.435.0786
Fax: 800.524.2853

USA Tel: 800.435.0786
Fax: 800.451.2632

fiberTOOLS® Multimode Optical Loss Test Sets



- These conveniently packaged test sets are used to test, troubleshoot and maintain LAN and other network applications.
- Easy to use, all-in-one prepackaged kit.
- Dual wavelength 850/1300nm LED source(s) covers all requirements.
- Rugged, splashproof instruments.
- Water- and air-tight hard carrying case.
- Meet the link certification requirements of TIA-568B and ISO/IEC-11801.
- 0.01dB measurement resolution.
- Two AA batteries provide power for over 100 hours in the optical power meters, over 24 hours in the LED sources and over 48 hours in the visual fault finder.

Basic Sets Include:

- 555B Optical Power Meter plus adapter.
- 252B Dual Wavelength 850/1300nm LED Source plus 2x adapters.
- Hard carrying case (900B).

Deluxe Sets Include:

- Basic Set contents.
- Visual fault finder T160L.
- Connector cleaner.
- Cleaning wands.

CAT. NO.	UPC NO.	DESCRIPTION	CAT. NO.	UPC NO.	DESCRIPTION
MM 50/125		BASIC MULTIMODE TEST SETS	MM 50/125		DELUXE MULTIMODE TEST SETS
5052BE2	60627	Basic MM Test Set, E2000-PC	5152BE2	60635	Deluxe MM Test Set E2000-PC
5052B2K	60624	Basic MM Test Set, FC-PC	5152B2K	60632	Deluxe MM Test Set, FC-PC
5052B3K	60625	Basic MM Test Set, ST-PC	5152B3K	60633	Deluxe MM Test Set, ST-PC
5052B6K	60626	Basic MM Test Set, SC-PC	5152B6K	60634	Deluxe MM Test Set, SC-PC
5052BIU	60623	Basic MM Test Set, DIN	5152BIU	60631	Deluxe MM Test Set DIN
90ACK	60686	AC/Main Power Converter 120V (one required per handheld unit)	90ACK	60686	AC/Main Power Converter 120V (one required per handheld unit)

fiberTOOLS® MT-RJ Optical Loss Test Sets



- Our MT-RJ Test Sets provide all the equipment required to test, troubleshoot and certify multimode optical links.
- Easy to use, all-in-one prepackaged kit.
- Both 850 and 1300nm LED sources available.
- Rugged, splashproof instruments.
- Conveniently packaged in a water- and air-tight hard case.
- Meets the link certification requirements of TIA-568B and ISO/IEC-11801.
- 0.01dB measurement resolution.
- Two AA batteries provide power for over 100 hours in the optical power meters, over 24 hours in the LED sources and over 48 hours in the visual fault finder.

Basic Single Wavelength Test Sets Include:

- 556MT Optical Power Meter plus MT-RJ adapter.
- 255MT (1300nm) or 257MT (850nm) LED Source.
- Hard carrying case (900B).

Dual Wavelength Deluxe Test Sets Include:

- 556MT Optical Power Meter plus MT-RJ adapter.
- 255MT 1300nm MT-RJ LED Source.
- 257MT 850nm MT-RJ LED Source.
- MTRJ connector cleaner.
- Hard carrying case (901B).
- 263MT MT-RJ visual fault finder.
- Cleaning wands.

CAT. NO.	UPC NO.	DESCRIPTION
Single Wavelength MT-RJ Test Sets		
60556MT	60555	Basic MM Test Set, 1300nm
60576MT	60727	Basic MM Test Set, 850nm
Dual Wavelength 850/1300nm MT-RJ Test Sets		
90ACK	60686	AC/Main Power Converter 120V (one required per handheld unit)

Optical Power Meters

MODEL NO.	522B	522B-HP	555B	556MT	557B	558B
PACKAGE	Handheld	Handheld	Palm-sized	Palm-sized	Palm-sized	Palm-sized
DETECTOR TYPE	1 mm InGaAs	Filtered 2 mm InGaAs	1 mm InGaAs	3 mm Ge	3 x 3.5 mm Silicon	Filtered 2 mm InGaAs
CALIBRATION WAVELENGTHS (nm)	850/980/1310/1480/1550/1625	850/980/1310/1480/1550/1625	850/1300/1310/1550	850/1300/1550	635/780/850	980/1310/1550
MEASUREMENT RANGE	+3 to -75dBm	+27 to -53dBm	+3 to -60dBm	+3 to -40dBm	+3 to -60dBm	+27 to -30dBm
MEASUREMENT UNITS	dB, dBm, mW	dB, dBm, mW	dB, dBm	dB, dBm	dB, dBm	dB, dBm
OPTICAL POWER METER INTERFACE TYPE	SOC Universal	SOC Universal	SOC Universal	SOC Universal	SOC Universal	SOC Universal
User-Selectable Auto Shutoff	✓	✓	✓	✓	✓	✓
Storage Capability	✓	✓				



522B



522B-HP



555B



556MT



557B



558B

Advanced Optical Power Meters



522B

- Designed for insertion loss and link loss measurements using an external light source.
- Large, backlit LCD makes it easy to view power levels and calibration wavelengths.
- Operation is simple due to the user-friendly keypad and intuitive controls.
- Remote operation permits the automation of tedious or repetitive measurements.
- Rubber boot protects against dropping.
- Rugged and splashproof.
- 850nm, 980nm, 1310nm, 1480nm, 1550nm and 1625nm calibration wavelengths.
- InGaAs photodetector.
- +3dBm to -75dBm measurement range.
- PASS/FAIL testing with audible signal.
- Manual or timer-driven data logging for periods from one second to one hour.
- Data storage for 1,000 measurements.
- RS232 interface for instrument configuration and data transfer to a PC-compatible workstation or serial printer.
- Powered by a rechargeable nickel-metal hydride (NiMH) battery pack, four alkaline batteries or AC adapter.
- Built-in NiMH battery charger with external power supply.

CAT. NO.	UPC NO.	DESCRIPTION
522B	60548	Advanced Optical Power Meter, Medium Power to +3dBm
522B-HP	60549	Advanced Optical Power Meter, High Power to +27dBm

Requires one Snap-On Connector (SOC) interface (See pages 289 and 290). Compatible with both PC and APC connectors.



To accommodate other connector types, see our SOC/UCI adapters on pages 289 and 290 and reference cables on page 293.

InGaAs Optical Power Meter



- Suitable for power measurements on both laser and LED based single-mode and multimode fiber optic systems.
- Easy to use; three buttons control all essential functions.
- Multi-wavelength reference stores and recalls reference power levels for faster, more efficient measurement.
- Rubber boot protects against dropping.
- Rugged and splashproof.
- 850nm, 1300nm, 1310nm and 1550nm calibration wavelengths.
- InGaAs detector.
- +3 to -60dBm measurement range.
- 0.01dB measurement resolution.
- Relative logarithmic dB and absolute logarithmic dBm units.
- User-selectable auto shutoff.
- Two AA batteries provide power for over 100 hours.
- Optional AC power converter/adapter is available for prolonged or benchtop use.

CAT. NO.	UPC NO.	DESCRIPTION
----------	---------	-------------

555B	60567	InGaAs Optical Power Meter
90ACK	60686	AC/Main Power Converter 120V (one required per handheld unit)

Requires one Snap-On Connector (SOC) adapter (See pages 289 and 290). Compatible with both PC and APC connectors.

Ge MT-RJ Optical Power Meter



- Pair with an LED source to test insertion loss of multimode MT-RJ fiber optic cables and connectors or use independently to perform link loss testing of installed cable plants.
- Easy to use; three buttons control all essential functions.
- Multi-wavelength reference storage capability permits convenient insertion and link loss testing at different transmission windows.
- Wide area detector allows for testing of each channel individually, simultaneously or alternating between the two channels.
- Rubber boot protects against dropping.
- Rugged and splashproof.
- 850nm, 1300nm and 1550nm NIST traceable calibration wavelengths.
- Special extra-large area germanium detector.
- +3 to -40dBm measurement range.
- -0.01dB measurement resolution.
- Relative logarithmic dB and absolute logarithmic dBm units.
- User-selectable auto shutoff.
- Two AA batteries provide power for over 100 hours.
- Optional AC power converter/adapter is available for prolonged or benchtop use.

CAT. NO.	UPC NO.	DESCRIPTION
----------	---------	-------------

556MT	60552	Ge MT-RJ Optical Power Meter
90ACK	60686	AC/Main Power Converter 120V (one required per handheld unit)

Requires one T13A2 for MT-RJ Snap-On Connector (SOC) adapter (See page 290). Compatible with both PC and APC connectors.

Silicon Optical Power Meter



- Optimized for power measurements on fiber optic systems based on single-mode, multimode, plastic or large core glass optical fibers and using near-infrared or visible light sources.
- Easy to use; three buttons control all essential functions.
- Multi-wavelength reference stores and recalls reference power levels for faster, more efficient measurement.
- Rubber boot protects against dropping.
- Rugged and splashproof.
- 635nm, 780nm and 850nm calibration wavelengths.
- 3 x 3.5 mm Silicon detector.
- +3 to -60dBm measurement range.
- 0.01dB measurement resolution.
- Relative logarithmic dB and absolute logarithmic dBm units.
- User-selectable auto shutoff.
- Two AA batteries provide power for over 100 hours.
- Optional AC power converter/adapter is available for prolonged or benchtop use.

CAT. NO.	UPC NO.	DESCRIPTION
557B	60553	Silicon Optical Power Meter
90ACK	60686	AC/Main Power Converter 120V (one required per handheld unit)

Requires one Snap-On Connector (SOC) adapter (See pages 289 and 290). Compatible with both PC and APC connectors.



To accommodate other connector types, see our SOC/UCI adapters on pages 289 and 290 and reference cables on page 293.

High Intensity InGaAs Optical Power Meter



- Suitable for power measurements on high power single-mode and DWDM fiber optic systems.
- Easy to use; three buttons control all essential functions.
- Multi-wavelength reference stores and recalls reference power levels for faster, more efficient measurement.
- Rubber boot protects against dropping.
- Rugged and splashproof.
- 980nm, 1310nm and 1550nm calibration wavelengths.
- +25 to -30dBm measurement range at 1310/1550nm.
- 0.01dB measurement resolution.
- Relative logarithmic dB and absolute logarithmic dBm units.
- User-selectable auto shutoff.
- Two AA batteries provide power for over 100 hours.
- Optional AC power converter/adapter is available for prolonged or benchtop use.

CAT. NO.	UPC NO.	DESCRIPTION
558B	60568	High Intensity InGaAs Optical Power Meter
90ACK	60686	AC/Main Power Converter 120V (one required per handheld unit)

Requires one Snap-On Connector (SOC) adapter (See pages 289 and 290). Compatible with both PC and APC connectors.

Fault Locators and Light Detectors

MODEL	170XL	263LX	263MT	510 LS SENSOLITE®	T160L
TYPE	Visible Laser	Visible Laser	Visible Laser	Light Detector (Ge)	Visible Laser
WAVELENGTH (NM)	635nm (red)	635nm (red)	635nm (red)	630 to 1600nm	635nm (red)
DISTANCE	Up to 3 km (very bright)	Up to 3 km (very bright)	Up to 1 km (bright)		Up to 3 km (very bright)
LIFE / BATTERY TYPE	48 hours (2 AA)	40 hours (2 AA)	24 hours (2 AA)	1 year (2 AA)	48 hours (2 AA)
OPTICAL INTERFACE TYPE	2.5 MM Universal Interface	Fixed FC-PC Interface	Fixed MT-RJ Interface	Universal Interface	2.5 MM Universal Interface
Single-mode	✓	✓			✓
Multimode		✓	✓	✓	✓



170XL



263LX



263MT



510LS



T160L

FC-PC and MT-RJ Visual Fault Finders



- Used to quickly locate bending loss and breaks in optical fibers, and to identify bad connectors.
- 635nm red laser makes fiber breaks and bending losses easily visible.
- Stable, calibrated output.
- Continuous wave output mode for steady fault illumination.
- Blinking output mode increases viewing contrast.
- Optional AC power converter/adapter is available for prolonged or benchtop use.
- Proven, reliable and compact design.
- Economically priced.
- Rugged and splashproof.
- 263LX model includes fixed FC-PC interface, for use with optional FoPro® Adapter Cable (See page 289) or user-supplied hybrid cable (See page 293).
- 263MT model is designed for MT-RJ duplex connectors to test both fibers simultaneously.
- LX model has a range up to 3 km. MT model has a range up to 1 km.
- More than 40 hours of continuous operation.

CAT. NO.	UPC NO.	DESCRIPTION
263LX	60538	Visual Fault Finder
263MT	60539	MT-RJ Visual Fault Finder
90ACK	60686	AC/Main Power Converter 120V (one required per handheld unit)

SensoLITE® Visible/Invisible Light Detector



- Identifies live multimode and single-mode fibers.
- Helps prevent accidental eye exposure to hazardous laser radiation.
- Simple one-button test.
- Patented light baffle accepts all standard fiber optic connector types, bare fiber and even fiber loop.
- Includes both audible and visible indicators.
- Unique design permits testing in bright light conditions.
- Wide sensitivity from +25dBm to -55dBm.
- Detects visible and invisible light wavelengths from 630nm to 1600nm.
- Operates for approximately one year on two AA batteries.
- Automatic battery check.

CAT. NO.	UPC NO.	DESCRIPTION
510LS	60566	SensoLITE Visible/Invisible Light Detector

Visual Fault Finder



- Pinpoints cable breaks and bad connections in both single-mode and multimode fiber.
- Quick connect interface adapts to all standard PC and APC polished 2.5 mm ferruled connectors without adapters.
- Both continuous and pulsed operation aid in fault detection even in high ambient lighted areas.
- Pocket-sized.
- Rugged, waterproof design.
- Ultra-bright 635nm visible laser detects fiber breaks up to 3 km away.
- Operates for over 48 hours on two AA batteries.
- Includes integral dust cap and nylon, belt-mounted carrying pouch.
- Optional snap-on adapters permit attachment to ST, SC and FC connectors.

CAT. NO.	UPC NO.	DESCRIPTION
T160L	60562	Visual Fault Finder
1630	60580	ST SOC Adapter
1662	60581	SC SOC Adapter
1620	60582	FC SOC Adapter

Bare Fiber Adapter



- Allows temporary connection of 125 micron multimode or single-mode fiber to measuring equipment such as Sources, Optical Power Meters and Fault Locators with an FC-style connector. Connection to other common fiber optic connector styles can be accomplished with a hybrid test jumper.
- Short 5 mm minimum strip length provides easy insertion into the capillary and avoids fiber breakage.
- Reusable.
- Includes a durable 2.5 mm tungsten carbide ferrule and a ferrule cleaning tool.

CAT. NO.	UPC NO.	DESCRIPTION
55456	55456	Bare Fiber Adapter (125µm, FC-style connector)

LED Sources

MODEL	252B	253B	255MT	257MT
SOURCE TYPE	LED	LED	LED	LED
WAVELENGTHS (NM)	850/1300	650	1300	850
OPTICAL INTERFACE TYPE	SOC Universal	SOC Universal	Fixed MT-RJ	Fixed MT-RJ
Continuous and Modulated Output Modes	✓	✓	✓	✓
User-selectable Auto Shutoff	✓	✓	✓	✓
Single-mode	✓		✓	
Multimode (glass)	✓		✓	✓
Multimode (plastic)		✓		



252B



253B



255MT



257MT

Dual Wavelength LED Source



- Perform multimode insertion loss and link loss measurements on Local Area Networks (LAN), premises networks and Fiber Distributed Data Interface (FDDI) installations.
- Stable, calibrated output.
- Proven, reliable and compact design.
- Easy to use; three buttons control all essential functions.
- Rubber boot protects against dropping.
- Rugged and splashproof.
- Single unit combines 850nm and 1300nm calibrated wavelengths.
- Nominal output for 62.5/125 is -13dBm for 850nm and -20dBm for 1300nm.
- Continuous and modulated output modes.
- User-selectable auto shutoff.
- TIA-568B compliant.
- Two AA batteries provide power for over 24 hours.
- Optional AC power converter/adaptor is available for prolonged or benchtop use.

CAT. NO.	UPC NO.	DESCRIPTION
252B	60530	Dual 850/1300nm LED Source
90ACK	60686	AC/Main Power Converter 120V (one required per handheld unit)

Requires two Snap-On Connector (SOC) adapters (See pages 289 and 290).

Single Wavelength 650nm LED Source



- Performs multimode insertion loss and link loss measurements when paired with an optical power meter for POF testing.
- Stable, calibrated output.
- Proven, reliable and compact design.
- Easy to use; two buttons control all essential functions.
- Rubber boot protects against dropping.
- Rugged and splashproof.
- Nominal output into 200/230 is -15dBm.
- Continuous and modulated output modes.
- User-selectable auto shutoff.
- Two AA batteries provide power for over 24 hours.
- Optional AC power converter/adapter is available for prolonged or benchtop use.

CAT. NO.	UPC NO.	DESCRIPTION
253B	60531	650nm LED Source
90ACK	60686	AC/Main Power Converter 120V (one required per handheld unit)

Requires one Snap-On Connector (SOC) adapter (See pages 289 and 290).



To accommodate other connector types, see our SOC/UCI adapters on pages 289 and 290 and reference cables on page 293.

MT-RJ Dual Channel LED Sources



255MT

- Test insertion loss of multimode MT-RJ fiber optic cables and connectors, or pair with an optical power meter for link loss testing of installed cable plants.
- Stable, calibrated output.
- Proven, reliable and compact design.
- Easy to use; two buttons control all essential functions.
- Rubber boot protects against dropping.
- Rugged and splashproof.
- 255MT model has a 1300nm wavelength.
- 257MT model has an 850nm wavelength.
- Nominal output for 62.5/125 is -20dBm for both 850nm and 1300nm.
- Continuous and alternating output modes.
- Fixed MT-RJ interface.
- User-selectable auto shutoff.
- Two AA batteries provide power for over 24 hours.
- Optional AC power converter/adapter is available for prolonged or benchtop use.

CAT. NO.	UPC NO.	DESCRIPTION
255MT	60533	MT-RJ Dual Channel LED Source 1300nm
257MT	60536	MT-RJ Dual Channel LED Source 850nm
90ACK	60686	AC/Main Power Converter 120V (one required per handheld unit)

Laser Sources

MODEL	262A	265A
SOURCE TYPE	Fabry-Perot Laser	Fabry-Perot Laser
WAVELENGTHS (NM)	1310/1550	1310
OPTICAL INTERFACE TYPE	UCI Universal	UCI Universal
Continuous and Modulated Output Modes	✓	✓
User-selectable Auto Shutoff	✓	✓
Single-mode	✓	✓



262A



265A

1310/1550 Dual Wavelength Laser Source



- Performs single-mode insertion loss and link loss measurements when paired with an optical power meter.
- Single output interface simplifies dual wavelength measurements.
- Stable, calibrated output.
- Proven, reliable and compact design.
- Easy to use; three buttons control all essential functions.
- Rubber boot protects against dropping.
- Rugged and splashproof.
- Single unit toggles between 1310nm and 1550nm wavelengths.
- Fabry-Perot laser diodes.
- Calibrated output power is nominal -7.0dBm.
- Continuous and modulated output modes.
- User-selectable auto shutoff.
- Two AA batteries provide power for over 50 hours.
- Optional AC power converter/adaptor is available for prolonged or benchtop use.

CAT. NO.	UPC NO.	DESCRIPTION
262A	60564	Dual Laser Source
90ACK	60686	AC/Main Power Converter 120V (one required per handheld unit)

Requires one UCI adapter (See pages 289 and 290). For PC polished connectors only. For APC connectors, use hybrid reference cables (See page 293).



To accommodate other connector types, see our SOC/UCI adapters on pages 289 and 290 and reference cables on page 293.

Single Wavelength Laser Sources



265A

- Performs single-mode insertion loss and link loss measurements when paired with an optical power meter.
- Stable, calibrated output.
- Proven, reliable and compact design.
- Easy to use; two buttons control all essential functions.
- Rubber boot protects against dropping.
- Rugged and splashproof.
- 265A has a 1310nm wavelength and -7dBm output for single-mode testing.
- Continuous and modulated output modes.
- User-selectable auto shutoff.
- The 265A model operates for over 36 hours on two AA batteries.
- The 266A model operates for over 80 hours on two AA batteries.
- AC power converter/adaptor is available for prolonged or benchtop use.

CAT. NO.	UPC NO.	DESCRIPTION
265A	60565	1310nm Laser Source, SM
90ACK	60686	AC/Main Power Converter 120V (one required per handheld unit)

Requires one UCI adapter (See pages 289 and 290). For PC polished connectors only. For APC connectors, use hybrid reference cables (See page 293).



To accommodate other connector types, see our SOC/UCI adapters on pages 289 and 290 and reference cables on page 293.

fiberTOOLS® Carrying Cases



Carry Case only

900B
Instruments and accessories not included

Designed to hold Tempo handheld instruments and a full range of test accessories.

900B and 901B Hard Carrying Cases




















- Top tray holds up to 3 (900B) or 4 (901B) handheld instruments and a T160L Visual Fault Finder.
- Bottom compartment of both models stores additional instruments and test accessories.
- Compact, waterproof and lockable.
- Molded from black structural foam resin.

CAT. NO.	UPC NO.	DESCRIPTION
900B	60684	Hard Carrying Case, Holds 3 Handhelds
901B	60579	Hard Carrying Case, Holds 4 Handhelds

Fiber Optic Instrument Adapters – SOC and UCI

- Our SOC and UCI adapters provide direct connectivity for Tempo fiberTOOLS® to a wide range of industry-standard fiber optic connectors.
- Adapter design ensures maximum accuracy and repeatability when performing critical measurements on fiber optic systems.
- Easy to clean and use.
- Single-mode and multimode compatible.
- SOC adapters are compatible with both PC and Angled APC physical contact interfaces.
- UCI adapters feature durable phosphor bronze alignment sleeve.
- SOC (Snap-On Connector) adapter is used on all power meters and 250 “B” series LED Sources.
- UCI (Universal Connector Interface) adapter is used on all 250/260 “A” Series Sources and 330 Series Variable Optical Attenuators.

Fiber Optic Instrument Adapters – SOC and UCI

CONNECTOR TYPE DESCRIPTION	SOC ADAPTER		UCI ADAPTER	
	CAT. NO.	UPC NO.	CAT. NO.	UPC NO.
1.25 mm Quick-Connect Universal Adapter (LC, MU, etc.)		T1026 60588	Use hybrid cable only *	
2.5 mm SOC Quick-Connect Adapter (E2000, FC, SC, ST, etc.)		T1025 60587		AU-250 60703
Blank Adapter (for custom applications)		T1001 60585		
D4		T1089 60597	Use hybrid cable only *	
DIN 47256		T1010 60586		AD-108 60697
E-2000		T10E2 60599		AE2-10 60698
EC-Radiall		T10E0 60598	Use hybrid cable only *	
FC		T1020 60576		APC-108 60572
HMS-0		T1050 60592		AMS-00 60700
HMS-10/A (SMA-2.5 mm)		T1086 60595		AMT-10 60701
HMS-10/HP		T1040 60590		AHP-10 60699
LC		T10LC 60600	Use hybrid cable * or FoPro® x	

* FoPro ferrule options include 2.5 mm, 1.57 mm (MIL-style 16AWG optical contacts) and 1.25 mm.

* When using a Hybrid Adapter Cable, the instrument UCI adapter and one end of the Hybrid Adapter Cable should be a commonly available connector type. (i.e. FC, SC or ST)

Fiber Optic Instrument Adapters – SOC and UCI

CONNECTOR TYPE DESCRIPTION	SOC ADAPTER		UPI-PC ADAPTER		
	CAT. NO.	UPC NO.	CAT. NO.	UPC NO.	
MIL-T-29504/4 & /5 Termini		T1038	60589	Use hybrid cable * or FoPro®*	
Mini-BNC		T1047	60591	Use hybrid cable only *	
MT-RJ ♦		T13A2	60605 ♦	Use hybrid cable only *	
MT-RJ Ferrule Only ♦		T13AF	60606 ♦	Use hybrid cable only *	
MU		T10MU	60601	Use hybrid cable * or FoPro®*	
SC		1062	60575		ASC-108 60574
SMA 905/906		T1087	60596		ASM-90 60702
ST		T1030	60577		ATS-108 60573
STRATOS 430/ HOLTEK 38000		T1057	60593	Use hybrid cable only *	
TOSLINK – Simplex		T10TB	60602	Use hybrid cable only *	
TOSLINK – Duplex (Set of 2)		T10TD	60603	Use hybrid cable only *	
Versatile Link – V/Z PIN		T10ZP	60604	Use hybrid cable only *	
VFO – Radiall		T1081	60594	Use hybrid cable only *	

* FoPro ferrule options include 2.5 mm, 1.57 mm (MIL-style 16AWG optical contacts) and 1.25 mm.

* When using a Hybrid Adapter Cable, the instrument UCI adapter and one end of the Hybrid Adapter Cable should be a commonly available connector type. (i.e. FC, SC or ST)

♦ SOC adapter for use only with the 556MT Optical Power Meter on page 281.



90SOC (60687)
 SOC adapter tool for easy installation and removal of SOC adapters from instrument interfaces.

fiberSAFE™ USA/Canada Telecom Adapter Kit — SOC and UCI



- Conveniently combines the most popular SOC, UCI and bulkhead mating adapters used in the North American telecommunications market. Enables direct connectivity for Tempo fiberTOOLS® to industry-standard fiber optic connectors.

USA/Canada Telecom Adapter Kit includes:

- FC-PC/APC (wide key) bulkhead/mating adapter.
- ST-PC/APC bulkhead/mating adapter.
- SC-PC/APC bulkhead/mating adapter.
- E2000-PC/APC bulkhead/mating adapter.
- FC/SC hybrid bulkhead adapter.
- FC/ST hybrid bulkhead adapter.
- FC/E2000 hybrid bulkhead adapter.
- Universal 2.5 mm Quick Connect SOC adapter.

CAT. NO.	UPC NO.	DESCRIPTION
956US	60695	USA/Canada Adapter Kit

fiberSAFE™ Worldwide Telecom Adapter Kit — SOC and UCI



- Conveniently combines the most popular SOC, UCI and bulkhead mating adapters used outside the USA and Canada. Enables direct connectivity for Tempo fiberTOOLS to industry-standard fiber optic connectors.

Worldwide Telecom Adapter Kit includes:

- DIN 47256-PC/APC bulkhead/mating adapter.
- FC-PC/APC (wide key) bulkhead/mating adapter.
- SC-PC/APC bulkhead/mating adapter.
- E2000-PC/APC bulkhead/mating adapter.
- FC/DIN hybrid bulkhead adapter.
- FC/SC hybrid bulkhead adapter.
- FC/E2000 hybrid bulkhead adapter.
- Universal 2.5 mm Quick Connect SOC adapter.

CAT. NO.	UPC NO.	DESCRIPTION
956WW	60696	Worldwide Adapter Kit

fiberSAFE™ LAN Adapter Kit — SOC and UCI



- Conveniently combines the most popular SOC, UCI and bulkhead mating adapters used for Local Area Networks (LAN). Enables direct connectivity for Tempo fiberTOOLS to industry-standard fiber optic connectors.

LAN Adapter Kit includes:

- FC-PC/APC (wide key) bulkhead/mating adapter.
- ST-PC/APC bulkhead/mating adapter.
- SC-PC/APC bulkhead/mating adapter.
- SMA 905/906 bulkhead/mating adapter.
- FC/ST hybrid bulkhead adapter.
- ST/SC hybrid bulkhead adapter.
- Universal 2.5 mm Quick Connect SOC Adapter.

CAT. NO.	UPC NO.	DESCRIPTION
956LN	60694	LAN Adapter Kit

Voice • Data • Video

USA Tel: 800.435.0786
Fax: 800.451.2632

Canada Tel: 800.435.0786
Fax: 800.524.2853

International Tel: +1.815.397.7070
Fax: +1.815.397.9247

Quick Reference Charts for Fiber Testing Applications

FIBER OPTICS MEASUREMENTS MATRIX

APPLICATION	SINGLE-MODE	PAGE NO.	MULTIMODE (GLASS FIBER)	PAGE NO.
Visual Fault Location	T160L	284	T160L	284
	263LX	283	263LX	283
	170XL	274	170XL	274
Visual Continuity	T160L	284	T160L	284
	263LX	283	263LX	283
	170XL	274	170XL	274
Measure Optical Power (to +3dBm) (to +27dBm)	522B / 555B	280, 281	522B / 555B / 557B	280, 281
	522B-HP / 558B	280, 282		282
	560XL	273	560XL	273
Measure Insertion Loss / Attenuation (Dual Wavelength)	262A + 555B	281, 287	252B + 555B	281
	523B-13/15	277		
	560XL +580XL	273-274	560XL +570XL	270-274
Data Storage Capability	522B / 522B-HP 523B-13/15	280 277	522B / 522B-HP	280

SPECIAL TEST EQUIPMENT FOR MT-RJ INTERCONNECTIONS

APPLICATION	SINGLE-MODE	PAGE NO.	MULTIMODE (GLASS FIBER)	PAGE NO.
Visual Fault Location	263MT	283	263MT	283
Visual Continuity	263MT	283	263MT	283
Measure Optical Power	556MT	281	556MT	281
Measure Insertion Loss	262A + 556MT	281, 287	255MT / 257MT + 556MT 60576MT / 60556MT	286 279

SPECIAL TEST EQUIPMENT FOR PLASTIC OPTICAL FIBER (POF)

APPLICATION	MULTIMODE (1 MM POF)	PAGE NO.
Visual Fault Location	253B	285
Visual Continuity	253B	285
Measure Optical Power	557B	282
Measure Insertion Loss	253B + 557B	282, 285

TIA-568B and FOTP-171A Certified Reference Cables



- Ensures accurate measurements for repeatable and reproducible testing to the latest industry standards.

Meets and/or exceeds the latest industry standards including:

- TIA/EIA-455-171 (FOTP-171A), issued June, 2001.
- TIA-568B, TIA-562-7 (OFSTP-7) and TIA-526-14 (OFSTP-14) for optical link testing.
- TIA-455-171 (FOTP-171, Attenuation) and TIA-455-8 (FOTP-8, Return Loss) for cable assembly testing.
- Corresponding IEC measurement standards.

SPECIFICATIONS

Ferrule OD	2.4990 ±0.0005 mm
Fiber to Ferrule	≤ 0.25µm (SM) and ≤ 3µm (MM)
Eccentricity	
Insertion Loss	≤ 0.15dB (SM, 1310/1550nm) and ≤ 0.25dB (MM, 850/1300nm)
Return Loss	≥ 55dB (SM, 1310/1550nm) and ≥ 40dB (MM, 850/1300nm)
Beam Exit Angle	≤ 0.25° (SM) and ≤ 0.5° (MM)
Standard Length	3 m

STANDARD REFERENCE CABLES (TYPE A TO TYPE B)

DESCRIPTION	CAT NO.	UPC NO.	DESCRIPTION	CAT NO.	UPC NO.	CAT NO.	UPC NO.
Single-mode Reference Cables:			Multimode Reference Cables:			50/125	
FC-PC to FC-PC	562K-101	60658	FC-PC to FC-PC	562K-105	60659	62.5/125	60660
ST-PC to ST-PC	563K-101	60661	ST-PC to ST-PC	563K-105	60662	563K-106	60663
SC-PC to SC-PC	566K-101	60664	SC-PC to SC-PC	566K-105	60665	566K-106	60666
E2000-PC to E2000-PC	56E2-101	60667	E2000-PC to E2000-PC	56E2-105	60668	56E2-106	60669
LC-PC to LC-PC	56LC-LFM	60670	LC-PC to LC-PC	56LC-LM5	60671	56LC-LM6	60672
MU-PC to MU-PC	56MU-LFM	60673	MU-PC to MU-PC	56MU-LM5	60674	56MU-LM6	60675

HYBRID REFERENCE CABLES (FC-PC TO TYPE A)

DESCRIPTION	CAT NO.	UPC NO.	DESCRIPTION	CAT NO.	UPC NO.	CAT NO.	UPC NO.
Single-mode Reference Cables:			Multimode Reference Cables:			50/125	
FC-PC to FC-APC	572J-101	60680				62.5/125	
FC-PC to SC-APC	576J-101	60681					
FC-PC to E2000-APC	57E8-101	60682					
FC-PC to LC-PC	57LC-LFM	60733	FC-PC to LC-PC	57LC-LM5	60734	57LC-LM6	60735
FC-PC to MU-PC	57MU-LFM	60736	FC-PC to MU-PC	57MU-LM5	60737	57MU-LM6	60738



262A

To measure attenuation of SM links with APC polished connectors, use our 262A Dual Wavelength Laser Source (see page 287) with the APC-108 FC UCI Adapter (see page 289) and a Hybrid Reference Cable. Use same hybrid reference cable approach for LC-PC and MO-PC connectors.

Testing & Measurement

Greenlee has been in the electrical testing and measurement field for more than fifteen years and has developed a wide range of electrical testers designed by and for professional electricians. These innovative products are designed to stand up to years on the job because that's what Greenlee builds – tough and reliable tools and testers that you know will safely get you through the work day and help make your job faster, safer and easier.

FEATURE PRODUCTS

299



NEW
CMT-90 Automatic
Electrical Tester

300



NEW
GT-15 Non-Contact
Low Voltage Detector

306



NEW
DM-350 TRMS
Digital Multimeter

324



NEW
SF-530
Multiscanner



Meeting today's stringent safety standards is essential.

Greenlee's certification of selected instruments to both the most recent IEC and UL requirements brings you assurance of the highest level of protection currently available.

What you should know about Measurement Category ratings.

IEC Category standards specify protection levels that are far above a system's rated capacity. Without this additional protection, transient overvoltages, which are becoming increasingly common, can lead to serious injury or death.

Measurement Category I is the signal level for telecommunications and electronic equipment.

Measurement Category II is the local level for fixed or nonfixed powered devices – everything from lighting to appliances to office equipment such as copiers. May also be used in Category I areas.

Measurement Category III is the distribution level – fixed primary feeders or branch circuits. These circuits are usually separated from Category IV (whether utility service or other high-voltage source) by a minimum of one level of transformer isolation.

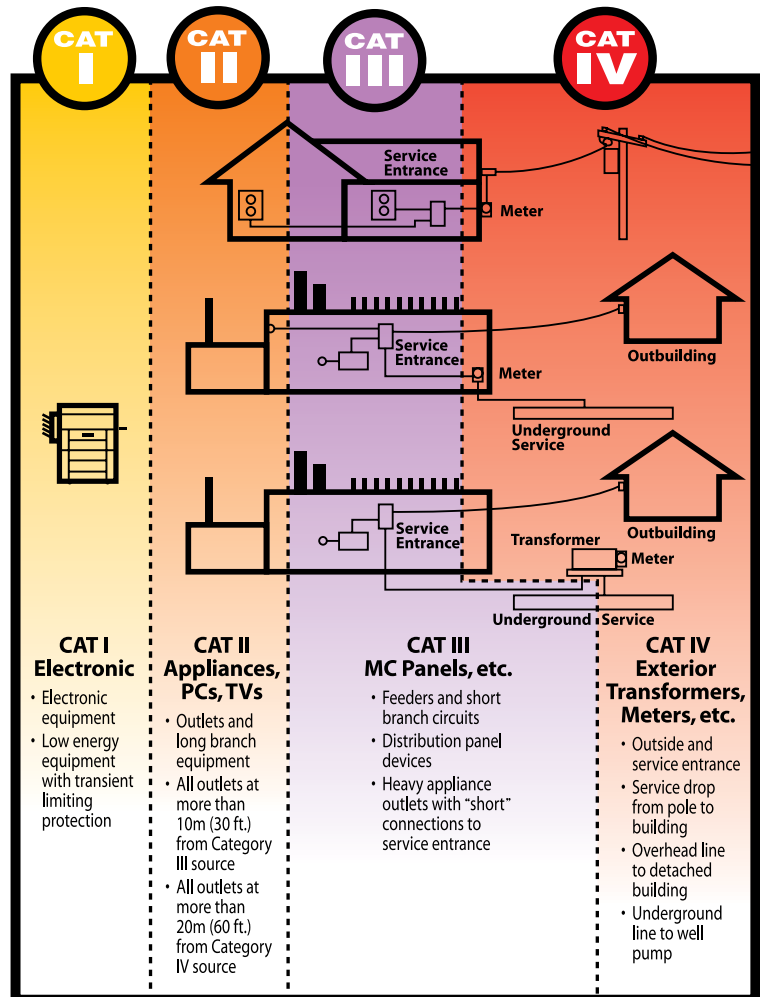
Measurement Category IV is the primary supply level. Greenlee is leading the way in offering protection certified to conform with the highest level of protection as specified by UL & IEC standards. May be used in all Category environments.

Greenlee Instruments – Independently tested and certified to meet the standards.

Throughout this catalog, you'll see Category designations for many Greenlee instruments indicating that they comply with UL & IEC Category II, III, IV. All of these designations reflect third-party testing by independent testing organizations such as UL and TUV – added assurance for you. While there is no requirement for independent verification, we believe you deserve it.

Get the right protection for the job.

Wherever you need overvoltage protection, choose at least the rating appropriate to the type of work you expect to be doing. If you have any questions on using Greenlee test instruments to help ensure user safety, please contact Greenlee.



International Tel: +1.815.397.7070
Fax: +1.815.397.9247

Canada Tel: 800.435.0786
Fax: 800.524.2863

USA Tel: 800.435.0786
Fax: 800.451.2632

ELECTRICAL TESTERS

Electrical Testers Comparison Guide

FEATURE	GT-95	GT-65	GT-540	GT-220	CSJ-100	CMT-90	CMT-80	CMT-60	2010	GT-11	GT-15
VDC (V max)	1000	1000	1000	1000	1000	1000	600	600			
VAC (V max)	1000	1000	1000	1000	1000	1000	600	600	1000	1000	90
AAC (A max)					200	600	400	200			
Continuity and beeper	•	•	•	•	•	•	•	•			
Resistance			•	•	•	•	•	•			
Data hold			•	•	•	•	•	•			
GFCI test	•										
Non-contact voltage detection	•	•	•	•				•	•	•	
Display type	Digital	LED	Digital	Digital	Digital	Digital	Digital	Digital	LED	LED	LED
Measurement Category	IV, 600V III, 1000V	IV, 600V III, 1000V	IV, 1000V	IV, 1000V	IV, 600V III, 1000V	IV, 600V III, 1000V	III, 600V	III, 600V	III, 1000V	IV, 1000V	III, 300V
UL/cUL	•	•	•	•	•	•	•	•	•	•	•
CE	•	•	•	•	•	•	•	•	•	•	•

GT-95 Voltage Tester



- AC/DC voltage and polarity measurement.
- LCD and dual color LEDs for convenience.
- Selectable SHAKER feature when measuring AC voltage.
- Overvoltage warning gives user visual notification that voltage levels have exceeded 1000V AC/ 380V DC.
- Auto-hold automatically activates when tester is removed from voltage reading.
- Continuity test and single probe detection of live conductors for added flexibility.
- Safe, non-contact voltage detection.
- GFCI test capability eliminates the need for additional testers.
- Visual and audible continuity.
- Lifetime Limited Warranty.

CAT. NO. UPC NO. DESCRIPTION

GT-95	09027	Voltage Tester, LCD & GFCI
TSG-3	12034	Sure-Grip Test Leads

SPECIFICATIONS

Voltage Detection	19 to 1000V AC, 5 to 1000V DC
Continuity Verification	0 to 50 kΩ
Frequency	DC, 45-65 Hz
GFCI	7.5 mA nominal at 120V AC
Measurement Category	CAT IV, 600V; CAT III, 1000V

GT-65 Voltage Tester



- AC/DC voltage and polarity measurement.
- Continuity test and single probe detection of live conductors for added flexibility.
- Overvoltage warning gives user visual notification that voltage levels have exceeded 1000V AC/ 380V DC.
- Safe, non-contact voltage detection.
- Auto-hold automatically activates when tester is removed from voltage reading.
- Visual and audible continuity.
- Lifetime Limited Warranty.

CAT. NO. UPC NO. DESCRIPTION

GT-65	09025	Voltage Tester
TSG-3	12034	Sure-Grip Test Leads

SPECIFICATIONS

Voltage Detection	19 to 1000V AC, 5 to 1000V DC
Continuity Verification	0 to 50 kΩ
Frequency	DC, 45-65 Hz
Measurement Category	CAT IV, 600V; CAT III, 1000V

(R) = REPLACEMENT PART (A) = ACCESSORY

Testing & Measurement



USA Tel: 800.435.0786
Fax: 800.451.2632

Canada Tel: 800.435.0786
Fax: 800.524.2853

International Tel: +1.815.397.7070
Fax: +1.815.397.9247

Electrical Tester



GT-540



GT-540



GT-220

GT-220 features:

- Hassle-free, automatic measurement of voltage and resistance.
- Low impedance eliminates stray or "ghost" voltage readings.
- AC/DC voltage measurements.
- Autoranging for quick, convenient measurements.
- Non-contact voltage detection for identifying live lines without contacting conductors.
- Auto off for longer battery life.
- Low battery indicator.
- Resistance measurement.
- Audible continuity test.
- Data hold to capture measurements.
- U.S. Patent D491,084.
- Accessories included: (1) 9V battery, test leads and carrying case.
- Lifetime Limited Warranty.

GT-540 also features:

- High impedance AC/DC voltage measurement capability for load-sensitive circuits.
- Capacitance measurement.
- Diode test.
- Low resistance range with fast continuity test.
- Enhanced accuracy.
- Auto and manual range selection.

CAT. NO.	UPC NO.	DESCRIPTION
GT-540	07749	Multifunction Electrical Tester
GT-220	07748	Electrical Tester
TSG-3	12034	Sure-Grip Test Leads

SPECIFICATIONS

Voltage Measurement	6.000, 60.00, 600.0, 1000V
Resistance Measurement	6.0, 60.00, 600.0kΩ; 6.000 MΩ
Capacitance	100.0, 1000.0 nF; 10.00, 100.0, 2000 μF
Display	6000-count LCD
Measurement Category	CAT IV, 1000V

AC Open Jaw Clamp Meter

NEW



- AC amperage, AC/DC voltage measurement.
- Open jaw design eases AC current measurement.
- Slim profile with build-in probes storage on back.
- Measures resistance up to 20MΩ.
- Audible continuity and diode test.
- Bright LED and audible alarm for non-contact voltage detection.
- Auto power off for longer battery life.
- Data hold to capture measurements.
- 2000 count LCD.
- Accessories included: (2) 1.5V AAA batteries, test leads and carrying case.
- Lifetime Limited Warranty

CAT. NO.	UPC NO.	DESCRIPTION
CSJ-100	87136	Clamp, Open Jaw
11372	11372	Test Leads

Note: See page 342 for replacement case

SPECIFICATIONS

Amperage Measurement	200.0 AC
Voltage Measurement Range	200.0, 1000V
Resistance Measurement	200.0Ω; 2.000, 20.00, 200.0 KΩ; 2.000, 20.00 MΩ
Display	2000-count LCD
Jaw Opening	0.63" (16mm)
Measurement Category	CAT IV 600V, CAT III 1000V

Automatic Electrical Tester

NEW



- Hassle-free, automatic measurement of amperage, voltage and resistance.
- True RMS for the most accurate measurement when harmonics are present.
- High resolution, auto-illuminating LCD backlight display.
- Auto off for longer battery life.
- Resistance measurement.
- Audible continuity test.
- Data hold to capture measurements.
- Accessories included: (1) 9 V battery, test leads and carrying case.
- Lifetime Limited Warranty.

CAT. NO.	UPC NO.	DESCRIPTION
----------	---------	-------------

CMT-90	12123	Electrical Tester, 1000V, 600A
TSG-3	12034	Test Leads
TLK-1	12035	Test Lead Kit

SPECIFICATIONS

Amperage Measurement	ACA 0.6 to 600.0
Voltage Measurement	AC V: 1.3 to 999.9; DC V: 1.8 to 999.9; -0.6 to -999.9
Resistance	2000Ω
Display	10,000-count LCD
Jaw Opening	1.34" (34 mm)
Measurement Category	CAT IV, 600 V; CAT III, 1000 V

Automatic Electrical Tester



- Hassle-free, automatic measurement of amperage, voltage, and resistance.
- Compact design for measuring in tight spaces.
- 400A AC, 600V AC/DC measurement.
- Data hold to capture important readings.
- Auto off for longer battery life.
- Accessories included: (1) 9 V battery, test leads, carrying case.
- Lifetime Limited Warranty.

CAT. NO.	UPC NO.	DESCRIPTION
----------	---------	-------------

CMT-80	07735	Electrical Tester
11372	11372	Test Leads

SPECIFICATIONS

Amperage Measurement	0.6 - 400.0A AC
Voltage Measurement	AC V: 1.3-600.0V; DC V: 1.8-600.0; -0.6 to -600.0V
Resistance	2000Ω with continuity beeper
Display	6000-count LCD
Jaw Opening	1.06" (27 mm)
Measurement Category	CAT III, 600V

Electrical Tester



- Compact amperage and voltage measurement.
- 200A AC, 600V AC/DC measurement.
- Resistance measurement up to 2000Ω with continuity beeper.
- Data hold to capture important readings.
- Auto off for longer battery life.
- Built-in, can't-get-lost test leads.
- Miniclaw jaw design for accurate amp measurement.
- Bright, easy-to-read, 2000-count LCD display.
- Accessories included: (1) 9V battery, carrying case.
- Lifetime Limited Warranty.

CAT. NO.	UPC NO.	DESCRIPTION
----------	---------	-------------

CMT-60	07647	Electrical Tester
--------	-------	-------------------

SPECIFICATIONS

Voltage Measurement	1-600V
Amperage Measurement	200.0A AC
Resistance	2000Ω
Display	3-1/2-digit LCD, 2000-count
Jaw Opening	0.87" (22 mm)
Measurement Category	CAT III, 600V

= REPLACEMENT PART = ACCESSORY



Touchless AC Voltage Indicator



- Bright LED and audible alarm if voltage is present.
- Fast, easy, non-contact voltage detection.
- Adjustable sensitivity.
- Identifies hot and neutral conductors.
- Checks individual breakers for power.
- Accessories included: (1) 9V battery.
- Lifetime Limited Warranty.

CAT. NO.	UPC NO.	DESCRIPTION
----------	---------	-------------

2010	34470	Touchless AC Voltage Indicator
TC-15	07595 A	Carrying Case

SPECIFICATIONS

Voltage Measurement	AC V 24-1000
Frequency	50-500Hz
Measurement Category	CAT III, 1000V

Non-Contact Voltage Detector



- Fast, easy, non-contact voltage detection.
- Bright LED and audible alarm if voltage is present.
- ON/OFF switch for longer battery life.
- Use to detect the presence of voltage at outlets, lighting fixtures, circuit breakers, wires and cables or to find a break in a wire.
- Comfort grip to ease fatigue.
- Convenient pen size fits into pocket or tool pouch.
- Replace batteries quickly by pressing the release lever and twisting the top of the tester.
- Accessories included: (2) 1.5V AAA batteries.
- U.S. Patent D500,799.
- Canada Patent 105567.
- Lifetime Limited Warranty.

CAT. NO.	UPC NO.	DESCRIPTION
----------	---------	-------------

GT-11	09022	Non-Contact Voltage Detector
-------	-------	------------------------------

SPECIFICATIONS

Voltage Detection:	AC V 50-1000
Frequency:	50-500Hz
Measurement Category:	CAT IV, 1000V

Non-Contact Low Voltage Detector

NEW



- Use to detect voltage in low voltage applications ranging from 12-90 volts AC.
- Safe, non-contact voltage detection.
- Bright LED and audible alarm if voltage is present.
- ON/OFF switch for longer battery life.
- Convenient pen-size device easily fits into pockets or tool pouches.
- Accessories included: (2) 1.5 V AAA batteries.
- Lifetime Limited Warranty.

CAT. NO.	UPC NO.	DESCRIPTION
----------	---------	-------------

GT-15	09023	Non-Contact Low Voltage Detector
-------	-------	----------------------------------

SPECIFICATIONS

Voltage Detection:	12-90VAC
Frequency:	50-500Hz
Measurement Category:	CAT III, 300V

MULTIMETERS

DMM Comparison Guide

FEATURE	DML-430	DML-54	DM-860	DM-820	DM-810	DM-800	DM-510	DM-500
True RMS	•	•	•	•	•	•	•	•
DCA (A max)	10	10	10	10	10	10	10	10
Maximum resolution (µA)	0.1	0.1	0.01	0.1	0.1	0.1	0.01	0.01
Best accuracy (%)	0.2	0.2	0.1	0.2	0.2	0.2	0.2	0.2
ACA (A max)	10	10	10	10	10	10	10	10
Maximum resolution (µA)	0.10	0.1	0.01	0.1	0.1	0.1	0.1	0.1
Best accuracy (%)	0.6	0.6	0.5	0.6	0.6	0.6	1.0	1.2
DCV (V max)	1000	1000	1000	1000	1000	1000	1000	1000
Maximum resolution (µV)	10	10	1	10	10	10	100	100
Best accuracy (%)	0.06	0.06	0.02	0.06	0.06	0.06	0.2	0.2
ACV (V max)	1000	1000	1000	1000	1000	1000	750	750
Maximum resolution (µV)	10	10	10	10	10	10	100	100
Best accuracy (%)	0.5	0.5	0.3	0.5	0.5	0.5	1.1	1.3
Resistance (Ω)	50	50	50	50	50	50	40	40
Maximum resolution (mΩ)	10	10	10	10	10	10	100	100
Best accuracy (%)	0.1	0.1	0.07	0.1	0.1	0.1	0.5	0.5
Continuity and beeper	•	•	•	•	•	•	•	•
Diode test	•	•	•	•	•	•	•	•
Capacitance	•	•	•	•	•	•	•	•
Frequency	•	•	•	•	•	•	•	•
Frequency response (Hz)	40-500	40-500	20-100K	40-500	40-500	40-500	50-500	50-500
Temperature (T1)	•	•	•	•			•	•
Temperature (dual channel, T1, T2)			•				•	•
Display type	Digital	Digital	Digital	Digital	Digital	Digital	Digital	Digital
Display update X/sec	5	5	5	5	5	5	4	4
Count	5000	5000	50,000/500,000	5000	5000	5000	9999	9999
Backlit	•	•	•	•	•	•		
Analog bar graph	52 segments	52 segments	42 segments	52 segments	52 segments	52 segments	42 segments	42 segments
Analog update X/sec	60	60	60	60	60	60	20	20
Zoom				•				
RS-232 optical interface	•	•	•	•	•	•		
Auto and manual ranging	•	•	•	•	•	•	•	•
Auto power off	•	•	•	•	•	•	•	•
Non-contact voltage detection								
Peak hold			•	•				
Data hold	•	•	•	•	•	•	•	•
Min, max, avg			max, min only	max, min only			•	•
Relative offset mode			•	•			•	•
Harmonics (HAR)							•	
Process loop measurement			•				•	•
Data logging (point stored)	43000	5400						
Test lead calibration	•	•		•	•	•		
Duty cycle			•					
Measurement Category	IV, 600V III, 1000V	IV, 600V III, 1000V	IV, 600V III, 1000V	IV, 600V III, 1000V	IV, 600V III, 1000V	IV, 600V III, 1000V	III, 600V II, 1000V	III, 600V II, 1000V
UL	•	•	•	•	•	•	•	•
cUL or CSA	•	•	•	•	•	•	•	•
CE	•	•	•	•	•	•	•	•

B = REPLACEMENT PART **A** = ACCESSORY

Testing & Measurement



USA Tel: 800.435.0786
Fax: 800.451.2632

Canada Tel: 800.435.0786
Fax: 800.524.2853

International Tel: +1.815.397.7070
Fax: +1.815.397.9247

DMM Comparison Guide

FEATURE	DM-350	DM-330	DM-310	DM-300	DM-210	DM-200	DM-60	DM-40	DM-20	PDMM-20
True RMS	•	•		•						
DCA (A max)	10	10	10		10	10	10	200mA	200mA	
Maximum resolution (µA)	0.1	1000	1000		0.1	0.1	0.1	10	1	
Best accuracy (%)	0.9	0.9	0.9		0.8	0.8	1.0	1.0	2.5	
ACA (A max)	10	10	10		10	10	10			
Maximum resolution (µA)	0.1	1000	1000		.10	0.1	0.1			
Best accuracy (%)	1.2	1.2	1.2		1.0	1.0	1.0			
DCV (V max)	1000	1000	1000	1000	1000	1000	600	600	300	450
Maximum resolution (µV)	100	100	100	100	100	100	100	100	100	1000
Best accuracy (%)	0.5	0.5	0.5	0.5	0.3	0.3	0.5	0.5	1.2	0.5
ACV (V max)	1000	1000	1000	1000	750	750	600	600	300	450
Maximum resolution (µV)	100	100	100	100	100	100	100	0.1V	0.1V	1000
Best accuracy (%)	1.0	1.0	1.0	1.0	1.0	1.0	1.0	1.2	1.5	1.5
Resistance (Ω)	60	60	60	60	25	25	20	20	2	6
Maximum resolution (mΩ)	100	100	100	100	100	100	100	100	100	1000
Best accuracy (%)	0.7	0.7	0.7	0.7	0.4	0.4	0.8	0.8	1.5	1.0
Continuity and beeper	•	•	•	•	•	•	•	•	•	•
Diode test	•	•	•	•	•	•	•	•	•	
Capacitance	•	•	•		•					•
Frequency	•	•	•	•	•		•		•	•
Frequency response (Hz)	50-500	50-500	50-500	50-500	50-500	50-500	40-400			50-60
Temperature (T1)					•			•	•	
Temperature (dual channel, T1, T2)										
Display type	Digital	Digital	Digital	Digital	Digital	Digital	Digital	Digital	Digital	Digital
Display update X/sec	5	5	5	5	3	3	2.5	2.5	2.5	5
Count	6000	6000	6000	6000	2500	2500	2000	2000	2000	6000
Backlit	•							•		
Analog bar graph										
Analog update X/sec										
Zoom										
RS-232 optical interface					•	•				
Auto and manual ranging	•	•	•	•	•	•				
Auto power off	•	•	•	•	•	•				•
Non-contact voltage detection	•	•	•	•	•	•				•
Peak hold										
Data hold	•	•	•	•	•	•	•	•		
Min, max, avg	min,max only	min,max only	min,max only	min,max only			max only			
Relative offset mode					•					
Harmonics (HAR)										
Process loop measurement										
Data logging (point stored)										
Test lead calibration										
Duty cycle					•					
Measurement Category	IV, 600V III, 1000V	IV, 600V III, 1000V	IV, 600V III, 1000V	IV, 600V III, 1000V	III, 600V II, 1000V	III, 600V II, 1000V	III, 300V II, 600V	III, 300V II, 600V	II, 300V	III, 300V II, 450k
UL	•	•	•	•	•	•	•	•	•	•
cUL or CSA	•	•	•		•	•	•	•	•	•
CE	•	•	•	•	•	•	•	•	•	•


 International Tel: +1.815.397.7070
 Fax: +1.815.397.9247

 Canada Tel: 800.435.0786
 Fax: 800.524.2853

 USA Tel: 800.435.0786
 Fax: 800.451.2632

Digital Logging Meters



- True RMS, autoranging, 3-5/6-digit, 5000-count display for greater accuracy.
- Selectable sampling intervals between 0.05 seconds – 480 seconds, 8-month max (DML-430) logging period.
- 0.05 second memory rate to capture fast transients.
- Backlit display for easy viewing.
- Frequency, temperature and capacitance measurements and diode and continuity tests standard.
- RS-232 capable, may be connected to a PC for extended measurement capability with optional interface DMSC-8L or DMSC-9.
- Accessories included: (1) 9V battery, bead temperature probe (400°F/ 204°C max.), test leads, protective boot, carrying case.
- Lifetime Limited Warranty.

CAT. NO.	UPC NO.	DESCRIPTION
DML-430	07553	Digital Logging Meter (43,000 data points)
DML-430-C*	07620*	Digital Logging Meter (43,000 data points)
DML-54	07552	Digital Logging Meter (5,400 data points)
DML-54-C*	07619*	Digital Logging Meter (5,400 data points)
TC-20	07535	Carrying Case (included)
TSG-3	12034	Sure-Grip Test Leads

* Includes Certificate of Calibration
Note: See page 342 for replacement case

SPECIFICATIONS	
Voltage Measurement	50.00, 500.0mV; 5.000, 50.00, 500.0, 1000V
Amperage Measurement	500.0, 5000µA; 50.00, 500.0mA; 5.000, 10.00A
Resistance	50.00, 500.0Ω; 5.000, 50.00, 500.0kΩ; 5.000, 50.00MΩ
Capacitance	50.00, 500.0nF; 5.000, 50.00, 500.0, 9999µF
Frequency	10Hz-125kHz
Temperature	K type, -58°F to 1832°F (-50°C to 1000°C)
Measurement Category	CAT IV, 600V; CAT III, 1000V

Industrial 500,000-Count Digital Multimeter



- DM-860 features:**
- True RMS, 5-5/6-digit, 500,000-count display for greater accuracy.
 - Audible input alert helps avoid damage to meter.
 - Record max, min, and max-min and data hold.
 - Crest capture (peak hold) max, min and max-min readings.
 - Relative offset display mode makes monitoring relative measurement changes simple.
 - Performs frequency, temperature and capacitance measurements, plus diode and continuity tests.
 - Measures temperatures up to 1832°F.
 - Autoranging for convenient operation – and to save you time.
 - 42-segment analog bar graph display capability makes it easy to view quick changes.
 - Bright, backlit display is easy to read under any light condition.
 - RS-232 capable, may be connected to a PC for extended measurement capability with optional interface DMSC-9.
 - Accessories included: (1) 9V battery, bead temperature probe (400°F/ 204°C max.), test leads, protective boot, carrying case.
 - Lifetime Limited Warranty.

CAT. NO.	UPC NO.	DESCRIPTION
DM-860	07797	Industrial 500,000-Count Digital Multimeter
DM-860-C	07658	Industrial 500,000-Count Digital Multimeter
TSG-3	12034	Sure-Grip Test Leads

Note: See page 342 for replacement case

SPECIFICATIONS	
Voltage Measurement	500.00mV; 5.0000, 50.000, 500.00, 1000.0V
Amperage Measurement	500.00, 5000.0µA; 50.000, 500.00mA; 5.0000, 10.000A
Resistance	500.00Ω; 5.0000, 50.000, 500.00kΩ; 5.0000, 50.000MΩ
Capacitance	50.00; 500.0nF; 5.000, 50.00, 500.0, 9999µF
Frequency	5Hz-200kHz sine wave; 5Hz-2MHz logic level square wave
Temperature	K type, -58°F to 1832°F (-50°C to 1000°C)
Measurement Category	CAT IV, 600V; CAT III, 1000V



Digital Multimeters



DM-800 features:

- Autoranging, 3-5/6-digit, 5000-count display for greater accuracy.
- Frequency and capacitance measurements plus diode and continuity tests standard.
- Data hold to capture measurements.
- RS-232 capable, may be connected to a PC for extended measurement capability with optional optically isolated interface DMSC-8L or DMSC-9, purchased separately.
- Low ohm range calibration, subtracts test lead resistance.
- Backlit display for easy viewing.

DM-810 also features:

- True RMS for no-compromise accuracy.

DM-820 also features:

- Record max, min and max-min readings.
- Crest capture (5ms peak hold) max, min and max-min readings.
- Relative offset display mode to see relative changes in measurements.
- Temperature measurement standard.

Accessories included: (1) 9V battery, protective boot, carrying case (DM-820, DM-810), bead temperature probe (DM-820 only, 400°F/204°C max), test leads.

- Lifetime Limited Warranty.

CAT. NO.	UPC NO.	DESCRIPTION
DM-820	07551	Digital Multimeter
DM-820-C*	07618*	Digital Multimeter
DM-810	07550	Digital Multimeter
DM-810-C*	07617*	Digital Multimeter
DM-800	07549	Digital Multimeter
DM-800-C*	07616*	Digital Multimeter
TC-20	07535	Carrying Case (included)
TSG-3	12034	Sure-Grip Test Leads

* Includes Certificate of Calibration

Note: See page 342 for replacement case

SPECIFICATIONS

Voltage Measurement	50.00, 500.0mV; 5.000, 50.00, 500.0, 1000V
Amperage Measurement	500.0, 5000µA; 50.00, 500.0mA; 5.000, 10.00A
Resistance	50.00, 500.0Ω; 5.000, 50.00, 500.0kΩ; 5.000, 50.00MΩ
Capacitance	50.00, 500.0nF; 5.000, 50.00, 500.0, 9999µF
Frequency	10Hz-125kHz
Temperature	K type, -58°F to 1832°F (-50°C to 1000°C)
Measurement Category	CAT IV, 600V; CAT III 1000V

USA Tel: 800.435.0786
Canada Tel: 800.435.0786
International Tel: +1.815.397.7070

Fax: 800.451.2632
Fax: 800.524.2853
Fax: +1.815.397.9247

WARRANTY LIFETIME LIMITED

Professional Plant Digital Multimeters



DM-500 features:

- Autoranging for convenient operation and to save you time.
- Record max, min, max-min and average readings and data hold.
- Relative offset display mode to see relative changes in measurements.
- Frequency, temperature, and capacitance measurements plus diode and continuity tests standard.
- Auto power off and low battery indicator.

DM-510 also features:

- HAR feature to measure harmonic content.
- True RMS for no-compromise accuracy.

- Accessories included:** (1) 9V battery, test leads, bead temperature probe.
- Lifetime Limited Warranty.

CAT. NO.	UPC NO.	DESCRIPTION
DM-510	07548	Professional Plant Digital Multimeter
DM-510-C*	07615*	Professional Plant Digital Multimeter
DM-500	07547	Professional Plant Digital Multimeter
DM-500-C*	07614*	Professional Plant Digital Multimeter
TC-20	07535	Deluxe Carrying Case
TSG-3	12034	Sure-Grip Test Leads

* Includes Certificate of Calibration Note: See page 342 for replacement case

SPECIFICATIONS	
Voltage Measurement	ACV – 999.9mV; 9.999, 99.99, 750.0V DCV – 999.9mV; 9.999, 99.99, 999.9V
Amperage Measurement	ACA – 400.0µA; 40.00mA; 10.0A DCA – 40.00, 400.0µA; 4.000, 40.00mA; 4.000, 10.00A
Resistance	999.9Ω; 9.999, 99.99, 999.9kΩ; 4.000, 40.00MΩ
Capacitance	1.000, 10.00, 100.0µF; 1.000, 10.00mF
Frequency	9.999, 99.99, 999.9Hz; 9.999, 50.00kHz
Temperature	K type, -4°F to 932°F (-20°C to 500°C)
Measurement Category	CAT III, 600V; CAT II, 750V AC/1000V DC

Digital Multimeters



DM-200 features:

- Autoranging for convenient operation, non-contact voltage detection and to save you time.
- Data hold to capture measurements.
- Auto power off and low battery indicator.
- RS-232 capable, may be connected to a PC for extended measurement capability with optional optically isolated interface DMSC-2.

DM-210 also features:

- Relative offset display mode to see relative changes in measurements.
- Frequency, temperature, and capacitance measurements.
- AC duty cycle.

- Accessories included:** (2) 1.5V AAA batteries, test leads, bead temperature probe (DM-210 only, 400°F/204°C max).
- Lifetime Limited Warranty.

CAT. NO.	UPC NO.	DESCRIPTION
DM-210	07546	Digital Multimeter
DM-210-C*	07613*	Digital Multimeter
DM-200	07545	Digital Multimeter
DM-200-C*	07612*	Digital Multimeter
TC-20	07535	Deluxe Carrying Case
TSG-3	12034	Sure-Grip Test Leads

* Includes Certificate of Calibration Note: See page 342 for replacement case

SPECIFICATIONS	
Voltage Measurement	ACV – 250.0mV; 2.500, 25.00, 250.0, 750V DCV – 250.0mV; 2.500, 25.00, 250.0, 1000V
Amperage Measurement	250.0, 2500µA; 25.00, 250.0mA; 2.500, 10.00A
Resistance	250.0Ω; 2.500, 25.00, 250.0kΩ; 2.500, 25.00MΩ
AC Detective Voltage Detection Range	30V-500V+
Capacitance	2.500, 25.00, 250.0nF; 2.500, 25.00µF
Frequency	30Hz-200kHz
Temperature	K type, -4°F to 572°F (-20°C to 300°C)
Measurement Category	CAT III, 600V; CAT II, 750V AC/1000V DC



TRMS Digital Multimeter

NEW



- True RMS for no-compromise accuracy when harmonics are present.
- Large LCD for easy viewing.
- AC/DC voltage, AC/DC amperage measurement.
- Non-contact voltage detection for identifying live lines without contacting conductors.
- Easy viewing, backlit display.
- Auto shut-off for longer battery life.
- Low battery indicator.
- Resistance measurement.
- Audible continuity and diode tests.
- Frequency measurement.
- Capacitance measurement.
- Data hold to capture measurement.
- 6000-count LCD for high resolution.
- Min/Max feature for added versatility.
- Audible input alert warns user if leads are in incorrect position.
- Lifetime Limited Warranty.

CAT. NO.	UPC NO.	DESCRIPTION
DM-350	11871	DMM, 1000V 10A RMS BL
DM-350-C*	22897*	DMM, 1000V 10A RMS BL
TSG-3	12034	Sure-Grip Test Leads

* Includes Certificate of Calibration Note: See page 346 for replacement case

SPECIFICATIONS

Amperage Measurement	600.0, 2000 μ A; 6.000, 10.00 A
Voltage Measurement	600.0 mV; 6.000, 60.00, 600.0, 1000V
Resistance Measurement	600.0 Ω ; 6.000, 60.00, 600.0 k Ω ; 6.000, 60.00 M Ω
Frequency Measurement	40 Hz minimum, 100 Hz to 60 kHz maximum, depending on function and range
Capacitance	600.0 nF; 6.000, 60.00, 600.0, 2000 μ F
Display	6000-count LCD
Measurement Category	CAT IV, 600V; CAT III, 1000V

TRMS Digital Multimeter

NEW



- True RMS for no-compromise accuracy when harmonics are present.
- Large LCD for easy viewing.
- AC/DC voltage, AC/DC amperage measurement.
- Non-contact voltage detection for identifying live lines without contacting conductors.
- Auto shut-off for longer battery life.
- Low battery indicator.
- Resistance measurement.
- Audible continuity and diode tests.
- Frequency measurement.
- Capacitance measurement.
- Data hold to capture measurement.
- 6000-count LCD for high resolution.
- Min/Max feature for added versatility.
- Audible input alert warns user if leads are in incorrect position.
- Lifetime Limited Warranty.

CAT. NO.	UPC NO.	DESCRIPTION
DM-330	11870	DMM, 1000V 10A RMS
DM-330-C*	22895*	DMM, 1000V 10A RMS
TSG-3	12034	Sure-Grip Test Leads

* Includes Certificate of Calibration Note: See page 346 for replacement case

SPECIFICATIONS

Amperage Measurement	6.000, 10.00 A
Voltage Measurement	600.0 mV; 6.000, 60.00, 600.0, 1000V
Resistance Measurement	600.0 Ω ; 6.000, 60.00, 600.0 k Ω ; 6.000, 60.00 M Ω
Frequency Measurement	40 Hz minimum, 100 Hz to 60 kHz maximum, depending on function and range
Capacitance	600.0 nF; 6.000, 60.00, 600.0, 2000 μ F
Display	6000-count LCD
Measurement Category	CAT IV, 600V; CAT III, 1000V

Averaging Digital Multimeter

NEW



- Use to measure voltage, resistance, current and continuity.
- Excellent for measuring AC voltage of electrical circuits.
- AC/DC voltage, AC/DC amperage measurement.
- Non-contact voltage detection for identifying live lines without contacting conductors.
- Auto shut-off for longer battery life.
- Low battery indicator.
- Resistance measurement.
- Audible continuity and diode tests.
- Frequency measurement.
- Capacitance measurement.
- Data hold to capture measurement.
- 6000-count LCD for high resolution.
- Min/Max feature for added versatility.
- Audible input alert warns user if leads are in incorrect position.
- Lifetime Limited Warranty.

CAT. NO.	UPC NO.	DESCRIPTION
DM-310	11869	DMM, 1000V 10A AVG
DM-310-C*	22894*	DMM, 1000V 10A AVG
TSG-3	12034 R	Sure-Grip Test Leads

* Includes Certificate of Calibration
 Note: See page 346 for replacement case

SPECIFICATIONS	
Amperage Measurement	6.000, 10.00 A
Voltage Measurement	600.0 mV; 6.000, 60.00, 600.0, 1000V
Resistance Measurement	600.0 Ω; 6.000, 60.00, 600.0 kΩ; 6.000, 60.00 MΩ
Frequency Measurement	40 Hz minimum, 100 Hz to 60 kHz maximum, depending on function and range
Capacitance	600.0 nF; 6.000, 60.00, 600.0, 2000 μF
Display	6000-count LCD
Measurement Category	CAT IV, 600V; CAT III, 1000V

Testing & Measurement



TRMS Digital Multimeter

NEW



- Use to measure voltage, resistance, and continuity.
- Excellent for measuring AC voltage of electrical circuits.
- AC/DC voltage measurement.
- Non-contact voltage detection for identifying live lines without contacting conductors.
- True RMS for the most accurate measurement when harmonics are present.
- Auto shut-off for longer battery life.
- Low battery indicator.
- Resistance measurement.
- Audible continuity and diode tests.
- Data hold to capture measurement.
- 6000-count LCD for high resolution.
- Min/Max feature for added versatility.
- Lifetime Limited Warranty.



CAT. NO.	UPC NO.	DESCRIPTION
DM-300	11868	DMM, 1000V RMS
DM-300-C*	22893*	DMM, 1000V RMS
TSG-3	12034 R	Sure-Grip Test Leads

* Includes Certificate of Calibration
 Note: See page 346 for replacement case

SPECIFICATIONS	
Voltage Measurement	600.0 mV; 6.000, 60.00, 600.0, 1000V
Resistance Measurement	600.0 Ω; 6.000, 60.00, 600.0 kΩ; 6.000, 60.00 MΩ
Frequency Measurement	40 Hz minimum, 100 Hz to 60 kHz maximum, depending on function and range
Display	6000-count LCD
Measurement Category	CAT IV, 600V; CAT III, 1000V

USA Tel: 800.435.0786
 Fax: 800.451.2632

Canada Tel: 800.435.0786
 Fax: 800.524.2853

International Tel: +1.815.397.7070
 Fax: +1.815.397.9247

Manual Ranging Multimeter



NEW



- A perfect choice for residential and light commercial use.
- Includes elastomer boot to protect meter from damage.
- AC/DC voltage, AC/DC amperage measurement.
- Resistance measurement.
- Audible continuity and diode tests.
- Frequency measurement in voltage mode.
- Data hold to capture measurement.
- Max feature for added versatility.
- Lifetime Limited Warranty.

CAT. NO.	UPC NO.	DESCRIPTION
DM-60	12040	DMM, 600V AC/DC
TSG-3	12034	Sure-Grip Test Leads

SPECIFICATIONS

Amperage Measurement	200.0 μ A; 2.000, 20.00, 200.0 mA; 10.00 A
Voltage Measurement	200.0 mV; 2.000, 20.00, 200.0, 600V
Resistance Measurement	200.0 Ω ; 2.000, 20.00, 200.0 k Ω ; 2.000, 20.00 M Ω
Frequency Measurement	2 k to 10 MHz
Measurement Category	CAT III, 300V; CAT II, 600V

Manual Ranging Multimeter



NEW



- Multi-purpose meter for most electrical needs.
- Includes elastomer boot to protect meter from damage.
- AC/DC voltage, DC amperage measurement.
- Temperature measurement using type K thermocouple.
- Audible continuity and diode tests.
- Tests 1.5V and 9V batteries.
- Lifetime Limited Warranty.

CAT. NO.	UPC NO.	DESCRIPTION
DM-40	12039	DMM, 300V AC/DC w/ temp
TSG-3	12034	Sure-Grip Test Leads

SPECIFICATIONS

Amperage Measurement	DC A: 20.00, 200.0 mA
Voltage Measurement	AC V: 200.0, 600 V; DC V: 200.0, 2000 mV; 20.00, 200.0, 600 V
Resistance Measurement	200.0, 2000 Ω ; 20.00, 200.0 k Ω ; 20.00 M Ω
Temperature Measurement	-40 to 1832° F (-40 to 1000° C)
Measurement Category	CAT III, 300V; CAT II, 600V

Manual Ranging Multimeter



NEW



- Use to measure voltage and check batteries.
- Great for measuring current of small electronic circuits.
- Includes elastomer boot to protect meter from damage.
- AC/DC voltage, DC amperage measurement.
- Resistance measurement.
- Audible continuity and diode tests.
- Tests 1.5V and 9V batteries.
- Lifetime Limited Warranty.

CAT. NO.	UPC NO.	DESCRIPTION
DM-20	12037	DMM, 300V AC/DC

SPECIFICATIONS

Amperage Measurement	DC A: 2000 μ A; 20.00, 200.0 mA
Voltage Measurement	AC V: 200.0, 300 V; DC V: 200.0, 2000 mV; 20.00, 200.0, 300 V
Resistance Measurement	200.0, 2000 Ω ; 20.00, 200.0, 2000 k Ω
Measurement Category	CAT II, 300V

= REPLACEMENT PART = ACCESSORY



PDMM-20 Pocket Multimeter



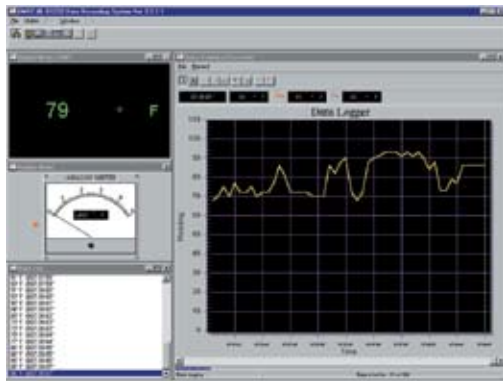
- Auto-select mode for hassle-free use.
- Low impedance eliminates stray or “ghost” voltage readings.
- AC/DC voltage measurement.
- Hassle-free, automatic measurement of voltage and resistance.
- Autoranging for quick, convenient measurements.
- Non-contact voltage detection for identifying live lines without contacting conductors.
- Intelligent Auto-Off for longer battery life.
- Low battery indicator.
- Resistance measurement.
- Audible continuity test.
- Frequency measurement in voltage mode.
- Capacitance measurement.
- 6000-count LCD for high resolution.
- Accessories included: (1) 3 V battery (CR2032), carrying case.
- Lifetime Limited Warranty.

CAT. NO.	UPC NO.	DESCRIPTION
PDMM-20	11689	Pocket Multimeter

SPECIFICATIONS	
Voltage Measurement	6.000, 60.00, 450.0 V
Resistance Measurement	600.0Ω; 6.000, 60.00, 600.0 kΩ; 6.000 MΩ
Capacitance	100.0, 1000 nF; 10.00, 100.0 μF
Display	6000-count LCD
Measurement Category	CAT II, 450 V; CAT III, 300 V

MULTIMETER ACCESSORIES

RS-232 Interface Kits



DMSC-8L

See both digital and analog meter readouts on-screen, plus a large, easy-to-read graph of logged values – in this case, a thermocouple monitoring air temperature in a forced-air furnace duct.



DMSC-2



DMSC-9

- Connects to a PC serial port for data storage and retrieval from Greenlee digital multimeters.
- Allows retrieval of stored data and real-time data logging and graphing.
- Retrieve stored data log from DML-series.
- Export data to disk for analysis with any spreadsheet.
- Lifetime Limited Warranty.

CAT. NO.	UPC NO.	DESCRIPTION
DMSC-2	07555	For 200-Series Digital Multimeters
DMSC-9	07755	For DM-800 Series and DML-Series Digital Multimeters

SPECIFICATIONS	
Software Requirements	Windows ME/98/95 or Windows XP/2000/NT4
Hardware Requirements	CPU and memory – minimum Windows requirement. Monitor – at least 640 x 480, 800 x 600 recommended. Hard disk – at least 20 megabytes free space. Connection – free serial COM port with 9-pin connector.



CLAMP-ON METERS

Clamp-on Meter Comparison Guide

FEATURE	CMGRT-100	CMP-200	CMI-200	CMI-100	CM-1550	CM-1500	CM-1350	CM-1300
True RMS		•	•	•	•		•	
DCA (A max)		2000	2500	1000	1000	1000		
Maximum resolution (A)		0.1	0.1	0.1	0.1	0.1		
Best accuracy (%)		1.5	1.5	2.0	1.2	1.2		
ACA (A max)	30	2000	2100	1000	1000	1000	1000	1000
Maximum resolution (A)	1mA	0.1	0.1	0.1	0.1	0.1	0.1	0.1
Best accuracy (%)	2.5	1.5	1.5	2.0	1.9	1.9	1.9	1.9
DCV (V max)		600	600	600	1000	1000	1000	1000
Maximum resolution (V)		0.1	0.1mV	0.1mV	0.1	0.1	0.1	0.1
Best accuracy (%)		1.5	1.5	0.75	0.7	0.7	0.7	0.7
ACV (V max)		600	600	600	750	750	750	750
Maximum resolution (V)		0.1	0.1mV	0.1mV	0.1	0.1	0.1	0.1
Best accuracy (%)		1.5	1.5	1.2	1.0	1.0	1.0	1.0
Resistance (Ω)	1200		40M	40M	400	400	400	400
Maximum resolution (Ω)	0.01		0.1	0.1	0.1	0.1	0.1	0.1
Best accuracy (%)	1.5		1.5	1.0	1.0	1.0	1.0	1.0
Continuity and beeper			•	•	•	•	•	•
Diode test			•	•				
Capacitance								
Frequency		•	•	•	•	•	•	•
Frequency response (Hz)	47-800	40-400	40-1k	40-450	50-500	50-500	50-500	50-500
Temperature (T1)								
Jaw opening	1.25" (32 mm)	2.17" (55 mm)	2.17" (55 mm)	1.81" (46 mm)	2.0" (51 mm)	2.0" (51 mm)	1.85" (47 mm)	1.85" (47 mm)
Display type	Digital	Dual Digital	Digital	Digital	Digital	Digital	Digital	Digital
Display update X/sec		2	2	2	2.5	2.5	2.5	2.5
Count	3000	4000	4000	4000	4000	4000	4000	4000
Analog bar graph			40 segments	40 segments	42 segments	42 segments	42 segments	42 segments
Analog update X/sec			20	20	13	13	13	13
Zoom analog bar graph								
Low battery indicator		•	•	•	•	•	•	•
Autoranging	•	•	•	•	•	•	•	•
Auto power off	•		•	•	•	•	•	•
Peak hold				•	•	•	•	•
Data hold	•	•	•	•	•	•	•	•
Min, max			•	•	•	•	•	•
Data logging								
Power factor		•						
True power (kW)		1200						
Apparent Power (kVA)		1200						
Measurement Category	III, 150V	III, 600V	III, 600V	III, 600V	IV, 600V III, 1000V	IV, 600V III, 1000V	IV, 600V III, 1000V	IV, 600V III, 1000V
UL	•	•	•	•	•	•	•	•
cUL or CSA		•	•	•	•	•	•	•
CE	•	•	•	•	•	•	•	•


 International Tel: +1.815.397.7070
 Fax: +1.815.397.9247

 Canada Tel: 800.435.0786
 Fax: 800.524.2853

 USA Tel: 800.435.0786
 Fax: 800.451.2632

Clamp-on Meter Comparison Guide

FEATURE	CM-950	CM-900	CM-850	CM-800	CM-600	CMT-90	CMT-80	CMT-60	CM-410	CM-330
True RMS	•		•			•				
DCA (A max)	600	600								
Maximum resolution (A)	0.1	0.1								
Best accuracy (%)	1.2	1.2								
ACA (A max)	600	600	600	600	600	600	400	200	400	400
Maximum resolution (A)	0.1	0.1	0.1	0.1	0.1	0.1	0.1	0.1	0.1	0.01
Best accuracy (%)	1.9	1.9	1.9	1.9	1.9	1.9	1.8	2.0	1.9	2.0
DCV (V max)	600	600	600	600	600	1000	600	600	600	
Maximum resolution (V)	0.1	0.1	0.1	0.1	1	0.1	0.1	1	0.1	
Best accuracy (%)	0.7	0.7	0.7	0.7	0.8	1.0	1.0	1.0	1.0	
ACV (V max)	600	600	600	600	600	1000	600	600	600	
Maximum resolution (V)	0.1	0.1	0.1	0.1	1	0.1	0.1	1	0.1	
Best accuracy (%)	1.0	1.0	1.0	1.0	1.2	1.5	1.5	1.5	1.5	
Resistance (Ω)	400	400	400	400	2000	2000	2000	2000	20M	
Maximum resolution (Ω)	0.1	0.1	0.1	0.1	1	0.1	1	1	0.1	
Best accuracy (%)	1.0	1.0	1.0	1.0	1.5	2.0	2.0	1.0	0.7	
Continuity and beeper	•	•	•	•	•	•	•	•	•	
Diode test										
Capacitance										
Frequency	•	•	•	•						
Frequency response (Hz)	50-500	50-500	50-400	50-400	40-500	50-500	50-60	50-60	50-500	50-60
Temperature (T1)										
Jaw opening	1.38" (35 mm)	1.38" (35 mm)	1.34" (34 mm)	1.34" (34 mm)	1.38" (35 mm)	1.34" (34 mm)	1.06" (27 mm)	0.87" (22 mm)	1.06" (27 mm)	1.18" (30 mm)
Display type	Digital	Digital	Digital	Digital	Digital	Digital	Digital	Digital	Digital	Digital
Display update X/sec	2.5	2.5	2.5	2.5	4		1 to 4	2.5	1.5	25
Count	4000	4000	4000	4000	2000	10,000	6000	2000	2000	2000
Analog bar graph	42 segments	42 segments	42 segments	42 segments						
Analog update X/sec	13	13	13	13						
Zoom analog bar graph										
Low battery indicator	•	•	•	•	•	•	•	•	•	•
Autoranging	•	•	•	•					•	
Auto power off	•	•	•	•	•	•	•	•	•	
Peak hold	•	•	•	•						
Data hold	•	•	•	•	•	•	•	•	•	•
Min, max	•	•	•	•						max only
Data logging										
Power factor										
True power (kW)										
Apparent Power (kVA)										
Measurement Category	III, 600V	III, 600V	III, 600V	III, 600V	III, 600V	IV, 600V III, 1000V	III, 600V	III, 600V	III, 600V	III, 600V
UL	•	•	•	•	•	•	•	•	•	•
cUL or CSA	•	•	•	•	•	•	•	•	•	•
CE	•	•	•	•	•	•	•	•	•	•

Testing & Measurement



USA Tel: 800.435.0786
Fax: 800.451.2632

Canada Tel: 800.435.0786
Fax: 800.524.2853

International Tel: +1.815.397.7070
Fax: +1.815.397.9247



Ground Resistance Tester



- Reads ground resistance down to 0.10Ω.
- Fully autoranging with data hold to capture readings.
- Convenient alarm and 99-point memory functions.
- Measures up to 30A RMS ground or leakage current.
- Measures currents down to 1mA.
- Accessories included: (1) 9V battery, molded carrying case, test resistance loop.
- Lifetime Limited Warranty.

CAT. NO.	UPC NO.	DESCRIPTION
CMGRT-100	07653	Ground Resistance Tester
CMGRT-100-C*	07730*	Ground Resistance Tester

* Includes Certificate of Calibration

SPECIFICATIONS

Ground Resistance Measurement	0.10 to 1200Ω
Ground/Leakage Current Measurement	299mA; 2.999A, 29.99A
Display	3-3/4-digit LCD, 2999-count
Jaw Opening	1.25" (32 mm)
Measurement Category	CAT III, 150V

2000A Power Clamp



- True RMS for accurate measurement when harmonics are present.
- Extra high capacity 2000A measurement.
- Measures True Power, Apparent Power, Reactive Power, Power Factor, voltage, current and frequency.
- Calculates total power and power factor on 3-phase, 3-wire, and 3-phase, 4-wire, and 1-phase, 3-wire circuits using stored measurement.
- Stores up to 4 sets of measurements for calculation on multi-phase and multi-wire circuits.
- Large, easy-to-read, dual 4-digit, 4000-count LCD display for high resolution.
- Instantly recall the calculated Power Factor.
- Accessories included: (1) 9V battery, test leads, carrying case.
- Lifetime Limited Warranty.

CAT. NO.	UPC NO.	DESCRIPTION
CMP-200	07568	2000A Power Clamp
CMP-200-C*	07635*	2000A Power Clamp
TLK-1	12035	Ⓡ Test Leads

* Includes Certificate of Calibration
Note: See page 346 for replacement case

SPECIFICATIONS

True Power	99.99, 999.9, 1200kW
Reactive Power	99.99, 999.9, 1200kVAR
Amperage Measurement	499.9, 2000A
Voltage Measurement	499.9, 600V
Frequency	10Hz-1000Hz
Jaw Opening	2.17" (55 mm)
Measurement Category	CAT III, 600V

2500A Industrial Clamp Meter



- True RMS for accurate measurement when harmonics are present.
- High capacity 2500A DC, 2100A AC amperage measurement.
- 600V AC/DC voltage, frequency, and resistance measurements for maximum versatility.
- Peak hold, min-max, relative offset and analog bar graph to help monitor power changes.
- Produces 1mV per amp output to allow use as a remote transducer, linked to a multimeter or oscilloscope.
- Auto power off for longer battery life.
- Accessories included: (1) 9V battery, test leads, carrying case.
- Lifetime Limited Warranty.

CAT. NO.	UPC NO.	DESCRIPTION
CMI-200	07567	2500A Industrial Clamp Meter
CMI-200-C*	07634*	2500A Industrial Clamp Meter
TLK-1	12035 B	Test Leads

* Includes Certificate of Calibration
 Note: See page 346 for replacement case

SPECIFICATIONS	
Amperage Measurement	AC – 400.0, 2100A; DC – 400.0, 2500A
Voltage Measurement	AC – 4.000, 40.00, 400.0, 600V DC – 400.0mV; 4.000, 40.00, 400.0, 600V
Display	3-3/4-digit, 4000-count (9999 for frequency)
Frequency	99.99, 999.9Hz; 9.999, 99.99, 999.9kHz
Resistance	400.0Ω; 4.000, 40.00, 400.0kΩ; 4.000, 40.00MΩ
Jaw Opening	2.17" (55 mm)
Voltage Output	1mV output per 1 amp input
Measurement Category	CAT III, 600V

Industrial Clamp Meter



- High capacity 1000A AC/DC amperage measurement.
- 600V AC/DC voltage, frequency, and resistance measurements for maximum versatility.
- Continuity and diode tests with audible and visual indicators.
- Accessories included: (1) 9V battery, test leads, carrying case.
- Lifetime Limited Warranty.

CAT. NO.	UPC NO.	DESCRIPTION
CMI-100	07564	Industrial Clamp Meter
CMI-100-C*	07631*	Industrial Clamp Meter
TLK-1	12035 B	Test Leads

* Includes Certificate of Calibration
 Note: See page 346 for replacement case

SPECIFICATIONS	
Amperage Measurement	400.0, 1000A
Voltage Measurement	AC - 4.000, 40.00, 400.0, 600V DC - 400.0mV; 4.000, 40.00, 400.0, 600V
Display	3-3/4-digit, 4000-count (9999 for frequency)
Frequency	Voltage Mode - 99.99, 999.9Hz; 9.999, 99.99, 800.0kHz Current Mode - 99.99, 999.9Hz
Resistance	400.0Ω; 4.000, 40.00, 400.0kΩ; 4.000, 40.00MΩ
Jaw Opening	1.81" (46 mm)
Measurement Category	CAT III, 600V

Testing & Measurement



USA Tel: 800.435.0786
Fax: 800.451.2632

Canada Tel: 800.435.0786
Fax: 800.524.2853

International Tel: +1.815.397.7070
Fax: +1.815.397.9247



1000A AC/DC True RMS Clamp Meter



- True RMS for the most accurate measurement when harmonics are present.
- AC/DC amperage, AC/DC voltage, frequency and resistance measuring capability.
- Dual Hall sensor for the most accurate measurements.
- Easy-to-read backlit display for use in low light conditions.
- Peak and data hold to capture measurement.
- MIN/MAX feature for added versatility.
- Analog bar graph to view quick changes.
- Audible continuity test.
- Selectable Auto Off for longer battery life.
- Accessories included: (1) 9V battery, test leads, carrying case.
- Lifetime Limited Warranty.

CAT. NO.	UPC NO.	DESCRIPTION
CM-1550	07799	True RMS Clamp Meter
CM-1550-C*	10863*	True RMS Clamp Meter
TLK-1	12035	Test Leads

* Includes Certificate of Calibration
Note: See page 346 for replacement case

SPECIFICATIONS	
Amperage Measurement	400.0, 1000A
Voltage Measurement	AC V: 400.0, 750V; DC V: 400.0, 1000V
Resistance	400.0Ω
Frequency	0.400kHz
Display	4000-count LCD display
Jaw Opening	2.0" (51 mm)
Measurement Category	CAT IV, 600V CAT III, 750V AC/1000V DC

1000A AC/DC Clamp Meter



- AC/DC amperage, AC/DC voltage, frequency and resistance measuring capability.
- Dual Hall sensor for the most accurate measurements.
- Easy-to-read backlit display for use in low light conditions.
- Peak and data hold to capture measurement.
- MIN/MAX feature for added versatility.
- Analog bar graph to view quick changes.
- Audible continuity test.
- Selectable Auto Off for longer battery life.
- Accessories included: (1) 9V battery, test leads, carrying case.
- Lifetime Limited Warranty.

CAT. NO.	UPC NO.	DESCRIPTION
CM-1500	07798	Clamp Meter
CM-1500-C*	10862*	Clamp Meter
TLK-1	12035	Test Leads

* Includes Certificate of Calibration
Note: See page 346 for replacement case

SPECIFICATIONS	
Amperage Measurement	400.0, 1000A
Voltage Measurement	AC V: 400.0, 750V; DC V: 400.0, 1000V
Resistance	400.0Ω
Frequency	0.400kHz
Display	4000-count LCD display
Jaw Opening	2.0" (51 mm)
Measurement Category	CAT IV, 600V per IEC 61010-1 CAT III, 750V AC/1000V DC

International Tel: +1.815.397.7070
Fax: +1.815.397.9247

Canada Tel: 800.435.0786
Fax: 800.524.2853

USA Tel: 800.435.0786
Fax: 800.451.2632

1000A AC True RMS Clamp Meter



- True RMS for the most accurate measurement when harmonics are present.
- AC amperage, AC/DC voltage, frequency and resistance measuring capability.
- Easy-to-read backlit display for use in low light conditions.
- Peak and data hold to capture measurement.
- MIN/MAX feature for added versatility.
- Analog bar graph to view quick changes.
- Audible continuity test.
- Selectable Auto Off for longer battery life.
- Accessories included: (1) 9V battery, test leads, carrying case.
- Lifetime Limited Warranty.

CAT. NO.	UPC NO.	DESCRIPTION
CM-1350	07733	True RMS Clamp Meter
CM-1350-C*	10861*	True RMS Clamp Meter
TLK-1	12035 B	Test Leads

* Includes Certificate of Calibration
Note: See page 346 for replacement case

SPECIFICATIONS	
Amperage Measurement	0 - 400.0, 1000A
Voltage Measurement	AC V: 400.0, 750V DC V: 400.0, 1000V
Resistance	0-400.0Ω
Frequency	0.400kHz
Display	4000-count LCD display
Jaw Opening	1.85" (47 mm)
Measurement Category	CAT IV, 600V CAT III, 750V AC/1000V DC

1000A AC Clamp Meter



- AC amperage, AC/DC voltage, frequency and resistance measuring capability.
- Easy-to-read backlit display for use in low light conditions.
- Peak and data hold to capture measurement.
- MIN/MAX feature for added versatility.
- Analog bar graph to view quick changes.
- Audible continuity test.
- Selectable Auto Off for longer battery life.
- Accessories included: (2) 1.5 V AA batteries, test leads, carrying case.
- Lifetime Limited Warranty.

CAT. NO.	UPC NO.	DESCRIPTION
CM-1300	07732	Clamp Meter
CM-1300-C*	10860*	Clamp Meter
TLK-1	12035 B	Test Leads

* Includes Certificate of Calibration
Note: See page 346 for replacement case

SPECIFICATIONS	
Amperage Measurement	0 - 400.0, 1000A
Voltage Measurement	AC V: 400.0, 750 V DC V: 400.0, 1000V
Resistance	0-400.0Ω
Frequency	0.400kHz
Display	4000-count LCD display
Jaw Opening	1.85" (47 mm)
Measurement Category	CAT IV, 600V CAT III, 750V AC/1000V DC



600A AC/DC True RMS Clamp Meter



- True RMS for the most accurate measurement when harmonics are present
- AC/DC amperage, AC/DC voltage, frequency and resistance measuring capability.
- Dual Hall sensor for DC amperage accuracy.
- Easy-to-read backlit display for use in low light conditions.
- Peak and data hold to capture measurement.
- MIN/MAX feature for added versatility.
- Analog bar graph to view quick changes.
- Auto zero for DCA measurement.
- Selectable Auto Off for longer battery life.
- Accessories included: (1) 9V battery, test leads, carrying case.
- Lifetime Limited Warranty.

CAT. NO.	UPC NO.	DESCRIPTION
CM-950	07700	AC/DC True RMS Clamp Meter
CM-950-C*	10859*	AC/DC True RMS Clamp Meter
TLK-1	12035	Test Leads

* Includes Certificate of Calibration
Note: See page 346 for replacement case

SPECIFICATIONS

Amperage Measurement	400.0, 600A
Voltage Measurement	400.0, 600V
Resistance	400.0Ω
Frequency	0.400kHz
Display	4000-count LCD
Jaw Opening	1.38" (35 mm)
Measurement Category	CAT III, 600V

600A AC/DC Clamp Meter



- AC/DC amperage, AC/DC voltage, frequency and resistance measuring capability.
- Dual Hall sensor for DC amperage accuracy.
- Easy-to-read backlit display for use in low light conditions.
- Peak and data hold to capture measurement.
- MIN/MAX feature for added versatility.
- Analog bar graph to view quick changes.
- Auto zero for DCA measurement.
- Selectable Auto Off for longer battery life.
- Accessories included: (1) 9V battery, test leads, carrying case.
- Lifetime Limited Warranty.

CAT. NO.	UPC NO.	DESCRIPTION
CM-900	07699	AC/DC Clamp Meter
CM-900-C*	10858*	AC/DC Clamp Meter
TLK-1	12035	Test Leads

* Includes Certificate of Calibration
Note: See page 346 for replacement case

SPECIFICATIONS

Amperage Measurement	400.0, 600A
Voltage Measurement	400.0, 600V
Resistance	400.0Ω
Frequency	0.400kHz
Display	4000-count LCD display
Jaw Opening	1.38" (35 mm)
Measurement Category	CAT III, 600V

600A AC True RMS Clamp Meter



- True RMS for the most accurate measurement when harmonics are present.
- AC amperage, AC/DC voltage, frequency and resistance measuring capability.
- Easy-to-read backlit display for use in low light conditions.
- Peak and data hold to capture measurement.
- MIN/MAX feature for added versatility.
- Analog bar graph to view quick changes.
- Selectable Auto Off for longer battery life.
- Accessories included: (1) 9V battery, test leads, carrying case.
- Lifetime Limited Warranty.

CAT. NO.	UPC NO.	DESCRIPTION
CM-850	07666	True RMS Clamp Meter
CM-850-C*	10857*	True RMS Clamp Meter
TLK-1	12035 B	Test Leads

* Includes Certificate of Calibration
Note: See page 346 for replacement case

SPECIFICATIONS

Amperage Measurement	AC - 200.0, 600A
Voltage Measurement	400.0, 600V
Resistance	400.0Ω
Frequency	0.400kHz
Display	4000-count LCD
Jaw Opening	1.34" (34mm)
Measurement Category	CAT III, 600V

Testing & Measurement



600A AC Clamp Meter



- AC amperage, AC/DC voltage, frequency and resistance measuring capability.
- Easy-to-read backlit display for use in low light conditions.
- Peak and data hold to capture measurement.
- MIN/MAX feature for added versatility.
- Analog bar graph to view quick changes.
- Selectable Auto Off for longer battery life.
- Accessories included: (2) 1.5 V AA batteries, test leads, carrying case.
- Lifetime Limited Warranty.

CAT. NO.	UPC NO.	DESCRIPTION
CM-800	07664	Clamp Meter
CM-800-C*	10856*	Clamp Meter
TLK-1	12035 B	Test Leads

* Includes Certificate of Calibration
Note: See page 346 for replacement case

SPECIFICATIONS

Amperage Measurement	AC - 200.0, 600A
Voltage Measurement	400.0, 600V
Resistance	400.0Ω
Frequency	0.400kHz
Display	4000-count LCD display
Jaw Opening	1.34" (34mm)
Measurement Category	CAT III, 600V

USA Tel: 800.435.0786
Fax: 800.451.2632

Canada Tel: 800.435.0786
Fax: 800.524.2853

International Tel: +1.815.397.7070
Fax: +1.815.397.9247

AC Clamp-on Meter



CM-600 features:

- Both AC amperage and AC/DC voltage measurement.
- Resistance measurement up to 2000Ω.
- Auto power off for longer battery life.
- Accessories included: (1) 9V battery, test leads, carrying case.
- Lifetime Limited Warranty.

CAT. NO.	UPC NO.	DESCRIPTION
CM-600	07593	AC Clamp-on Meter
CM-600-C*	07625*	AC Clamp-on Meter
TLK-1	12035	R Test Leads

* Includes Certificate of Calibration
Note: See page 346 for replacement case

SPECIFICATIONS

Amperage Measurement	600A AC
Voltage Measurement	600V
Display	3-1/2-digit LCD, 2000-count
Resistance	2000Ω
Jaw Opening	1.38" (35 mm)
Measurement Category	CAT III, 600V

AC Clamp-on Meter

NEW



- Measures to 600 volts AC and DC, and 400 amps AC.
- Data hold to capture important readings.
- Audible continuity test.
- Auto power off for longer battery life.
- Accessories included: (1) 1.5V AAA batteries, test leads, carrying case.
- Lifetime Limited Warranty.

CAT. NO.	UPC NO.	DESCRIPTION
CM-410	73420	AC Clamp-on Meter, 400A
TLK-1	12035	R Test Leads

SPECIFICATIONS

Amperage Measurement	200.0, 400A AC
Jaw Opening	1.06" (27 mm)
Display	3-1/2-digit LCD, 2000-count
Voltage	200.0, 600V
Resistance	200.0Ω; 2.000, 20.00, 200.0kΩ; 2.000, 20.00MΩ
Measurement Category	CAT III, 600V

Clamp-on Meter



- AC current measuring capability up to 400 amps.
- Compact size, fits easily into tool pouch.
- Data hold and Max hold to capture important readings.
- 2000-Count LCD.
- Lifetime Limited Warranty.
- Accessories included: (1) 9V battery, carrying case.
- Lifetime Limited Warranty.

CAT. NO.	UPC NO.	DESCRIPTION
CM-330	11865	Clampmeter, 400A AC
TLK-1	12035 B	Test Leads

Note: See page 346 for replacement case

SPECIFICATIONS	
Amperage Measurement	20.00, 200.0, 400 A AC
Display	2000-count LCD
Jaw Opening	1.18" (30 mm)
Measurement Category	CAT III, 600 V per UL 61010B-1

Testing & Measurement



USA Tel: 800.435.0786
Fax: 800.451.2632

Canada Tel: 800.435.0786
Fax: 800.524.2853

International Tel: +1.815.397.7070
Fax: +1.815.397.9247

CLAMP-ON ACCESSORIES

3000A Clamp-on Adapter



- Flexible clamp for easy "fishing" around a conductor.
- 3000A AC current measuring accessory.
- 24" long.
- Perfect for any multimeter that reads AC millivolts.
- Accessories included: (1) 9V battery.
- Lifetime Limited Warranty.

CAT. NO.	UPC NO.	DESCRIPTION
CMAF-3000	07533	3000A Clamp-on Adapter
CMAF-3000-C*	07608*	3000A Clamp-on Adapter

* Includes Certificate of Calibration

SPECIFICATIONS

Amperage Measurement	300, 3000A
Voltage Output	300A – 10mV output per 1 amp input 3000A – 1mV output per 1 amp input
Clamp Length	24" (610 mm)
Measurement Category	CAT III, 1000V

AC/DC Clamp-on Current Adapter



- AC/DC current measuring accessory.
- Measure up to 600 amps.
- Perfect for any multimeter that reads AC and DC millivolts.
- Accessories included: (1) 9V battery.
- Lifetime Limited Warranty.

CAT. NO.	UPC. NO.	DESCRIPTION
CMA-60	07531	AC/DC Clamp-on Current Adapter
CMA-60-C*	07606*	AC/DC Clamp-on Current Adapter

* Includes Certificate of Calibration

SPECIFICATIONS

Amperage Measurement	0-600A
Voltage Output	100 amp range – 10mV output per 1 amp input 600 amp range – 1mV output per 1 amp input
Jaw Opening	1.38" (35 mm)
Measurement Category	CAT III, 300V; CAT II, 600V

Clamp-on Current Adapter



- AC current measuring accessory.
- Measures up to 400A AC.
- Perfect for any multimeter that reads AC millivolts.
- Lifetime Limited Warranty.

CAT. NO.	UPC. NO.	DESCRIPTION
CMA-40	07530	Clamp-on Current Adapter
CMA-40-C*	07605*	Clamp-on Current Adapter

* Includes Certificate of Calibration

SPECIFICATIONS

Amperage Measurement	0.1-400A
Voltage Output	1mV per 1 amp input
Jaw Opening	1.18" (30 mm)
Measurement Category	CAT III, 300V; CAT II, 600V

93-30 Line Splitter (NEMA 5-15)



- For use with all models of clamp-on meters.
- Splits lines for independent testing with clamp-on meter.
- Lifetime Limited Warranty.

CAT. NO.	UPC. NO.	DESCRIPTION
93-30	34452	93-30 Line Splitter (NEMA 5-15)

SPECIFICATIONS

Size	4-5/8" x 1-3/4" (118 mm x 45 mm)
Weight	0.1 lb. (45g)

CIRCUIT TRACING

Circuit Tracer Application Guide

	CIRCUIT SEEKER 2011	OPEN CIRCUIT 2008	CLOSED CIRCUIT 38584	CLOSED CIRCUIT 2007	BREAKER FINDER 2072	BREAKER FINDER 2072K
Locate and identify breakers	•	• ¹	•	•	•	•
Locate and identify fuses	•	• ¹	•	•	•	•
Locate and identify blown fuses	•	•				
Trace concealed wiring in walls and floors	•	•	•	•		
Locate junction box relays and transformers	•	•	•	•		
Locate switch gear	•	•	•	•		
Find shorts to ground	•	•	•	•		
Trace wires in PVC (nonmetallic conduit)	•	•	•	•		
Find opens in a circuit	•	•				
Localize power and lighting panels	•	•	•	•		
Operate on energized circuits	•	• ¹	•	•	•	•
Operate on low voltage circuits	•	•	•	•		
Operate on high voltage circuits (600VAC)	•		•			
Operate on unenergized circuits	•	•	• ³	• ³		
Trace shielded cable	• ²	• ²				
Trace metal conduit	• ⁴		•	•		
Sort wires and trace coax cable	•	•				
Auto gain circuitry for improved accuracy	•					
AC voltage range	0-600V	0-480V	9-680V	9-300V	110-120V	80-277V
DC voltage range	0-600V	0-480V	9-1000V	9-300V		
Distance – receiver from transmitter	300 ft.-4 mi. ⁵ (915 m-6.5 km)	3000-4000 ft. (915 m-1220 m)	3-4 miles (4.9 km-6.5 km)	3-4 miles (4.9 km-6.5 km)	300 ft. (91.4 m)	300 ft. (91.4 m)
Transmitter battery	9V	9V	—	—	—	—
Receiver battery	9V	9V	9V	9V	9V	9V

1. Will operate on energized circuits in limited applications. Will not locate and identify a particular breaker or fuse, but will identify breakers or fuses that share a common bus.
2. Good earth ground required. Attach one prong of transmitter to shield of the cable and the other prong to a good earth ground (such as water pipe, metal building frame, etc.).
3. For circuits without power, hook-up a 9V battery in series with the circuit and transmitter to power the line.
4. Closed circuit applications only.
5. Depends on application – shorter distances for open circuit tracing, longer distances for closed circuit tracing applications.

Testing & Measurement



USA Tel: 800.435.0786
Fax: 800.451.2632

Canada Tel: 800.435.0786
Fax: 800.524.2853

International Tel: +1.815.397.7070
Fax: +1.815.397.9247

Power Finder® Circuit Seeker Microprocessor-Based Circuit Tracer



Features:

- Traces concealed wiring, locates junction boxes, and finds breakers for live or dead circuits—no need for power interruption.
- Finds breaks in wires and shorts to ground.
- Incorporates auto gain circuitry for enhanced accuracy.
- Locates and identifies blown fuses.
- Supports transmitter-to-receiver distances up to 4 miles (6.5 km) for closed circuit tracing.
- Accessories included: adapter lead, (2) 9V batteries, AC blades, instruction video, extension leads, carrying case, earphone/tube.
- Lifetime Limited Warranty.

CAT. NO.	UPC NO.	DESCRIPTION
2011	00521	Power Finder Circuit Seeker Circuit Tracer
00523	00523 R	Transmitter
00524	00524 R	Receiver
00520	00520 R	Carrying Case
36928	36928 R	Adapter, 120V Female Receptacle with Clip
36929	36929 R	Receptacle Blades (2), AC
00522	00522 R	Test Lead Extension
00525	00525 R	Ear Phone/Tube
00624	00624 R	Instruction Video, MA-2858

SPECIFICATIONS

Capacity	0 to 600V AC/DC
Auto Off	Transmitter, 30 min.; Receiver, selectable
Case Size	14" x 12" x 4" (355 mm x 305 mm x 102 mm)
Weight	3.56 lbs. (1618 g)
Distance	3000 ft. to 4 mi. (varies with application)

Power Finder® Open Circuit Tracer



Features:

- Fast, simple, unenergized circuit tracing.
- Traces concealed wiring.
- Supports transmitter-to-receiver distances up to 4000 feet (1220 m).
- Accessories included: transmitter plug, (2) receptacle blades, extension leads, (2) 9V batteries, carrying case.
- Lifetime Limited Warranty.

CAT. NO.	UPC NO.	DESCRIPTION
2008	38786	Power Finder Open Circuit Tracer
38787	38787 R	Receiver
38788	38788 R	Transmitter
36928	36928 R	Transmitter Plug
36929	36929 R	Receptacle Blades (2), AC
38789	38789 R	Plastic Case
36930	36930 R	Test Lead

SPECIFICATIONS

Capacity	0 to 480V AC/DC
Case Size	12" x 8-3/4" x 2" (305 mm x 222 mm x 51 mm)
Weight	2.4 lbs. (1089 g)
Distance	3000 ft. - 4000 ft. (915 m-1220 m)

Power Finder® Closed Circuit Tracer



- Fast, simple energized circuit tracing.
- Traces circuits in nonmetallic conduit.
- Finds shorts to ground.
- Supports transmitter-to-receiver distances up to 4 miles (6.5 km).
- Accessories included: transmitter plug, (2) receptacle blades, test leads, (1) 9V battery, carrying case.
- Lifetime Limited Warranty.

CAT. NO.	UPC NO.	DESCRIPTION
2007	36924	Power Finder Closed Circuit Tracer
38583	38583	R High Voltage Adapter
36925	36925	R Receiver*
36926	36926	R Transmitter*
36928	36928	R Transmitter Plug*
36929	36929	R Receptacle Blades (2), AC*
36930	36930	R Test Lead*
36927	36927	R Plastic Case*

* 2007/36924 includes these items

SPECIFICATIONS

Capacity	9 to 300V AC/DC
Case Size	12" x 8-3/4" x 2" (305 mm x 222 mm x 51 mm)
Weight	2.4 lbs. (1089 g)
Distance	3000 ft. - 4000 ft. (915m - 1220m)

Breaker Finder



NEW



CS-2072



CS-2072K

CS-2072K features:

- Convenient kit for residential circuit finding applications.
- Use with 50-60 Hz service from 80-277 Volts.
- Accessories for connecting transmitter to different outlet types.
- Compact receiver accurately locates AC breakers.
- Receiver belt clip for easy transport.
- Accessories included: (1) 120 VAC adapter plug, (1) light socket adapter, (2) blades, (2) clips, (1) 9V battery, (1) carrying case.
- Lifetime Limited Warranty.

CS-2072 features:

- Transmitter and receiver snap together for convenient storage.
- Compact receiver accurately locates AC breakers.
- Receiver belt clip for easy transport.
- Accessories included: (1) 9V battery.
- Lifetime Limited Warranty.

CAT. NO.	UPC NO.	DESCRIPTION
CS-2072	12135	Breaker Finder
CS-2072K	12136	Kit, Breaker Finder

SPECIFICATIONS

Transmitter	
Voltage Range (CS-2072)	110-120V AC, 60 Hz
Voltage Range (CS-2072K)	80-277V AC, 50-60 Hz
Measurement Category:	CAT II (transmitter only)
Receiver	
Audible/Visual circuit indicator	✓
Power indicating LED	✓
On/Off switch	✓
Belt clip	✓

R = REPLACEMENT PART **A** = ACCESSORY



SENSORS & SCANNERS

SF-420AC Stud Sensor with AC Detection

NEW



- Reliable way to detect the presence of AC voltage and to find wood or metal studs.
- Finds the edges of wood or metal studs up to 3/4" (19 mm) deep, through typical drywall construction.
- DeepScan® mode finds the edges of wood or metal studs up to 1-1/2" (38 mm) deep for thick construction such as plywood, paneling, or tile over drywall.
- Non-contact detection of AC voltage.
- Senses the changes in subsurface densities to pinpoint studs and joists, while detecting unshielded AC voltage.
- Dual scanning for more flexibility.
- Accessories included: (1) 9V battery.
- 1 Year Limited Warranty

CAT. NO.	UPC NO.	DESCRIPTION
SF-420AC	12137	Stud Finder

SPECIFICATIONS

Battery Type	9 V alkaline (included)
Position Accuracy	Stud Scan Mode: Typically within 1/8" (3 mm) using the dual scan and mark procedure. DeepScan Mode: Typically within 3/16" (5 mm) using the dual scan and mark procedure.
Detection Depth	Stud Scan Mode: Typically up to 3/4" (19 mm) DeepScan Mode: Up to 1-1/2" (38 mm)
AC Position Accuracy	Typically 90 V to 250 V at 50 Hz to 60 Hz within 6" (150 mm) of a hot unshielded wire
AC Sensing Depth	In typical drywall with Romex® wiring, wires can be detected up to 3" (76 mm) deep.

SF-530 Multiscanner

NEW



- Reliable way to detect the presence of AC voltage, find wood or metal studs, metal pipes and rebar.
- Finds both wood and metal studs.
- AC scanning to trace hot wires.
- Metal scanning for finding pipes.
- Backlit display for easy viewing.
- Accessories included: (1) 9V battery.
- 1 Year Limited Warranty

CAT. NO.	UPC NO.	DESCRIPTION
SF-530	12138	Multiscanner

SPECIFICATIONS

Battery Type	9 V alkaline (included)
Position Accuracy	Stud Scan Mode: Typically within 1/8" (3 mm) using the dual scan and mark procedure. DeepScan Mode: Typically within 3/16" (5 mm) using the dual scan and mark procedure. Metal Scan Mode: Typically within 1/2" (13 mm)
Detection Depth	Stud Scan Mode: Typically up to 3/4" (19 mm) DeepScan Mode: Up to 1-1/2" (38 mm) Metal Scan Mode: Up to 1-1/2" (38 mm) for copper; up to 3" (76 mm) for rebar.
AC Position Accuracy	Typically 90 V to 250 V at 50 Hz to 60 Hz within 6" (150 mm) of a hot unshielded wire
AC Sensing Depth	Typically 2" (50 mm)

SF-780 Metal Locator

NEW


- Save time by eliminating rework, needless holes and broken bits and sawblades.
- Finds both ferrous and non-ferrous metal and indicates depth up to 6" (152 mm) deep.
- Easy to read LCD identifies target location and depth.
- Scans through concrete and most metallic materials.
- Indicates depth to nearest 1/2" (13 mm).
- Automatically indicates whether target is steel rebar or copper pipe (or any magnetic vs. non-magnetic material).
- Easy to use - simple two button operation.
- Accessories included: (1) 9V battery, carrying case.
- 1 Year Limited Warranty

CAT. NO.	UPC NO.	DESCRIPTION
SF-780	12137	Locator, Metal

SPECIFICATIONS

Battery Type	9 V alkaline (included)
Position Accuracy	Center of 1/2" (#4) rebar or 1/2" (13 mm) copper pipe at a minimum grid spacing of 6" (152 mm), typically within 1/2" (13 mm).
Detection Depth	Up to 6" \pm 1" (152 mm \pm 25 mm)

LOCATORS

Locators Application Guide

	BLL-200	501	PE2003	508S	521A
Trace concealed wiring in walls and floors		•		•	
Locate junction box relays and transformers	•				
Locate switch gear	•				
Find shorts to ground			• ²		• ¹
Trace wires in PVC (nonmetallic conduit)	•	•		•	
Find opens in a circuit			• ²		•
Localize power and lighting panels	•	•		•	
Operate on energized circuits	•	•		•	
Operate on low voltage circuits	•	•	•	•	
Operate on high voltage circuits (600VAC)	•				
Operate on unenergized circuits	•	•	•	•	•
Trace shielded cable	•	• ³		• ³	• ³
Trace buried metal conduit					
Trace coax cable	•	• ⁵		• ⁵	• ⁴
Auto gain circuitry for improved accuracy	•				
AC voltage range	0-600V	0-240V	0-240V	0-240V	0-120V
DC voltage range	0-300V	0-500V	0-400V	0-500V	0-250V
Distance—receiver from transmitter	5,000 ft.	• ⁷	5000 ft.	1000 ft.	• ⁶
Transmitter battery	(4) AA	(8) AA	12V rechargeable	(1) 9V	(8) D
Receiver battery	(4) AA	(1) 9V	(1) 9V	(1) 9V	(1) 9V

1. 10,000 ohms and less—both ends isolated from grounds.

2. Does not locate the path—has to be predetermined and only in direct burial applications. 5,000,000 and less.

3. Transmitter connected to metallic shield.

4. Will trace coax providing the b0nd is in place at the remote end—will disrupt service.

5. No sorting (high RF bleeds) can trace coax if transmitter connected to braid.

6. Low frequency locators need a "path to earth" (dirt), 5000 ft. on an open conductor and 2500 ft. on a metallic pipe at 3 ft. deep.

7. Direct Connection 4,000 ft at 7 ft deep
 Inductive Coupler 1,000 ft at 3 ft deep
 Inductive Antenna 700 ft at 3 ft deep

 International Tel: +1.815.397.7070
 Fax: +1.815.397.9247

 Canada Tel: 800.435.0786
 Fax: 800.524.2853

 USA Tel: 800.435.0786
 Fax: 800.451.2632

Buried Line Locator



- LED and LCD signal strength indicators make it quick and easy to find exact line location.
- Lightweight and ergonomically balanced.
- Automatic signal boost makes it easy to trace lines, even those with very weak signals.
- Receiver may be used in active or passive mode.
- Receiver locates multiple passive frequencies with a single setting.
- Receiver automatically locks out passive range when it detects a transmitter signal, reducing the chance of tracing other lines carrying weaker signals.
- Microprocessor-based circuitry delivers increased accuracy and features auto-gain control in all environments.
- Traces 20' (6 m) underground and provides depth readings up to 15' (4.57 m).
- Transmitter can be connected to live lines up to 600V.
- Lifetime limited warranty.
- Molded carrying case included.

SPECIFICATIONS

Transmitter		Receiver	
Operating Voltage	0-600VAC, 0-300 VDC	Depth Range	Measures: 0-15 ft. Traces: 0-20 ft.
Current	13mA (open line) 150mA (live or shorted line)	Depth Resolution	±(10% reading + 0.2 ft.) 0.1 ft. increments
Frequency	33.3kHz	Passive Trace Frequency	12Hz-24kHz
Operating Temperature	0°F to 120°F (-17°C to 50°C)	Operating Temperature	0°F to 120°F (-17°C to 50°C)
Size	7.5" x 4" x 2.1" (190.5 mm x 101.6 mm x 53 mm)	Size	4.1" x 8.5" x 38" (104.1 mm x 215.9 mm x 965.2 mm)
Power	6 VDC (4 AA batteries)	Power	6 VDC (4 AA batteries)
Weight	15 oz. (425 g) (with batteries and clamp)	Weight	1 lb. 12 oz. (794 g)

CAT. NO.	UPC NO.	DESCRIPTION
BLL-200	07796	Buried Line Locator

Tracker II



Headset (accessory)
CAT. No. HS-1
UPC No. 08695

- Traces the path and determines the depth of wires and metallic pipes on active or dead systems without having to deactivate the system.
- Lightweight receiver provides audible and visual indications of signal strength.
- Transmitter output and receiver sensitivity are fully adjustable for maximum accuracy.
- Transmitter offers three methods of connection: direct, inductive coupler and inductive antenna.
- Includes transmitter assembly, receiver assembly, inductive coupler (clamp), built-in inductive antenna, two 8' (2.4 m) test leads with heavy-duty alligator clips and durable polyethylene case.
- High frequency transmitter provides range up to 4,000' (1,219 m) and depths up to 7' (2 m).
- Receiver is 32" long (813 mm).
- Battery operated (eight AA and one 9V battery is included).
- Molded carrying case included.
- 1-year limited warranty.

SPECIFICATIONS

Power Requirements	Transmitter – (8) AA batteries; Receiver – (1) 9V battery
Battery Life	Transmitter – 30 hours nominal; Receiver – 10 hours nominal
Transmitter Frequency	447.5kHz
Transmitter Power	40Vp-p (140mW) maximum
Voltage Protection	240VAC/500VDC
Automatic Shut Off	90 Min. Transmitter and Receiver
Construction	Transmitter/Receiver – powder-coated aluminum Case – vacuum formed polyethylene
Dimensions	Transmitter – 4.25" x 3" x 3.25"; Receiver – 32" x 2.75" x 4" Case – 33.5" x 8.25" x 3.75"
Weight	6.7 lbs. (complete kit)

CAT. NO.	UPC NO.	DESCRIPTION
501	08662	Tracker II
501T	501T	Transmitter
501R	501R	Receiver
IC1	IC1	Inductive Clamp
CS16	CS16	Transmitter Cord Set
500CA	500CA	Case with Antenna

= REPLACEMENT PART = ACCESSORY






Pulser Fault Locator



- Identifies the exact location of even the smallest breaks in insulation by "pulsing" a high-voltage signal that radiates into the earth at the location of the faults. With the A-frame mounted receiver, a visual analog meter points the way to the source of the voltage.
- Multiple faults on a single wire can be identified, indicating the need to replace instead of repair.
- Extra-long test leads feature heavy-duty alligator clips for use on multiple cable types.
- Includes a rechargeable transmitter, receiver, A-frame, ground stake, 120V charger and a 12V DC (cigarette lighter) adapter.
- Battery-operated: (1) 12V and (1) 9V battery included.
- Molded carrying case included.
- 1-year limited warranty.

SPECIFICATIONS

Power Requirements	Transmitter: (1) 12V rechargeable battery; Receiver: (1) 9V battery
Battery Life	Transmitter: 23 hours per charge; Receiver: 200 hours
Transmitter Power	2400VDC peak
Voltage Protection	240VAC/400VDC
Construction	Transmitter – aluminum housing in polyethylene case; Receiver – powder-coated aluminum
Dimensions	Transmitter – 17" x 8.5" x 6.5" (421 mm x 215 mm x 160 mm) in case Receiver – 33.5 x 21.75" x 3.25" (840 mm x 550 x 8 mm) on A-Frame
Weight	12.5 lbs. complete

CAT. NO.	UPC NO.	DESCRIPTION
PE2003	08666	Pulser
2000H	2000H	 Transmitter (Includes CH1 & CH2)
2000R	2000R	 Receiver
AF2	AF2	 A-Frame
CH1	CH1	 AC Charger
CH2	CH2	 DC Charger





Wire Finder/Mini Locator



- Traces energized or de-energized wires in walls and drop ceilings.
- Provides reliable results on buried cables to depths of 3' (1 m) and lengths up to 1000' (308 m).
- Determines the approximate depth of the wire before digging.
- Compact design.
- Easy-to-understand operations.
- Fully adjustable transmitter and receiver for accurate locating.
- Quick change test leads for use in any industry, even international power outlets.
- Voltage protection to allow use on live AC circuits.
- Automatic shut-off to prevent accidental battery discharge.
- Housed in a durable, molded carrying case with a quick reference operation guide on the inside of the lid.
- Battery-operated: (2) 9V batteries included.
- 1-year limited warranty.

SPECIFICATIONS

Power Requirements	(1) 9V each (transmitter and receiver, included)
Battery Life	Transmitter 35 hours nominal; Receiver 20 hours nominal
Transmitter Frequency	447.5kHz
Transmitter Power	9Vp-p (11mW)
Voltage Protection	240VAC/500VDC
Construction	Transmitter/Receiver – high-impact ABS plastic, Case – vacuum-formed polyethylene
Dimensions	Transmitter – 4" x 2.3" x 1" Receiver – 6" x 2.35" x 1" Case – 9.5" x 8" x 3"
Weight	2.6 lbs.

CAT. NO.	UPC NO.	DESCRIPTION
508S	08678	Wire Finder/Mini Locator
508ST	508ST	 Transmitter
508SR	508SR	 Receiver
CS14	CS14	 Alligator Clip Cord set
CS15	CS15	 AC Outlet Cord set

Wire and Valve Locator

NEW



- Adjustable transmit power allows you to select the best signal for maximum performance.
- Transmitter's high power output offers extended range and use on higher resistance wire paths that other locators can't touch.
- Receiver provides both audible and visual indications of signal strength.
- Lightweight receiver wand makes it easy for you to move along quickly to locate even the longest wire path.
- Rugged headphones block ambient noise and improve "feel" for the signal.
- Includes transmitter, receiver, headset, ground stake, and complete instructions.
- Battery-operated: (8) "D" Cells and (1) 9V.
- 1-year limited warranty.

SPECIFICATIONS

Power Requirements	Transmitter: (8) "D" Cell; Receiver: (1) 9V battery
Battery Life	Transmitter: 50 hours nominal Receiver: 100 hours nominal
Transmitter Frequency	1748Hz
Transmitter Power	750Vp-p 285Vrms
Voltage Protection	120VAC/250VDC
Construction	Powder-coated aluminum housing in polyethylene case
Case Dimensions	33.5" x 8.25" x 3.75"
Weight	12 lbs. complete

CAT. NO.	UPC NO.	DESCRIPTION
521A	86788	Wire and Valve Locator
521T	521AT R	Transmitter
521R	521AR R	Receiver
HS1	HS1 R	Headset
GS1	GS1 R	Ground Stake

Station Master™ Pro

NEW



24B

- Troubleshoot irrigation systems.
- Activate and cycle solenoids.
- Test solenoids for continuity.
- Send tone to identify wires.
- Measure clock voltage.
- Low battery indication.
- Easy-to-understand LEDs.
- Test leads with "Bed-of-Nails" and piercing Pin Clips.
- 1-year limited warranty.

CAT. NO.	UPC NO.	DESCRIPTION
24B	86786	Station Master Pro
24BK	86787	Station Master Pro Kit

SPECIFICATIONS

Minimum Voltage for Clock LED	15 VAC (LED intensity increases as voltage increases)
Minimum Battery while Testing	10.5 VDC
Maximum Input Voltage between Test Leads	28 VAC
Solenoid Circuit Recharge Time	2.5 seconds
Maximum Distance Range to Activate one Solenoid	12 AWG Loop 3000-13000 feet 14 AWG Loop 2000-8500 feet 18 AWG Loop 500-3000 feet
Power Source	9V alkaline batteries
Battery Life	3 hours continuous
Operating/Storage Temp.	32°F - 122°F (0° - 50°C)



24BK

BASIC ELECTRICAL KITS

TK-30 Basic Electrical Kit

NEW



DM-20

- Use to measure voltage and check batteries.
- Great for measuring current of small electronic circuits.
- Includes elastomer boot to protect meter from damage.
- AC/DC voltage, DC amperage measurement.
- Built-in test leads, no loose parts to lose.
- Resistance measurement.
- Audible continuity and diode tests.
- Tests 1.5 V and 9 V batteries.
- Lifetime Limited Warranty.

GT-11

- Use to detect voltage in outlets, lighting fixtures, circuit breakers, wires and cables or to find a break in a wire.
- Safe, non-contact voltage detection.
- Bright LED and audible alarm sound if voltage is present.
- On/Off switch for longer battery life.
- Convenient pen-size device easily fits into pockets or tool pouches.
- Lifetime Limited Warranty

GT-10

- Use to troubleshoot 120V AC grounded outlets.
- Light sequence indicates correct / incorrect wiring.
- Lifetime Limited Warranty

CAT. NO.	UPC NO.	DESCRIPTION
TK-30	12127	Electrical Kit, Basic

SPECIFICATIONS	
DM-20	See Page 308
GT-11	See Page 300
GT-10	See Below



CIRCUIT VERIFYING

Polarity Cubes

UL LISTED

NEW



GT-10

- Use to troubleshoot 120 V AC grounded outlets.
- Light sequence indicates correct/incorrect wiring.
- Lifetime Limited Warranty

GT-10GFI

- Use to troubleshoot 120 V AC grounded outlets and test GFCI receptacles.
- Light sequence indicates correct/incorrect wiring.
- Lifetime Limited Warranty

CAT. NO.	UPC NO.	DESCRIPTION
GT-10	12124	Cube, Polarity
GT-10GFI	12125	Tester, Circuit GFI

Inspector GFCI and Circuit Tester



- Allows instant testing of GFCI receptacles or GFCI circuit breaker protected circuits.
- Indicates whether a GFCI will trip at 3, 5, 7 or 10mA.
- Checks 120VAC grounded outlets for correct/incorrect wiring.
- LED indicators signal correct wiring, open ground, open neutral, open hot, hot/ground reversed and hot/neutral reversed.
- Lifetime Limited Warranty

CAT. NO.	UPC NO.	DESCRIPTION
5708i	34524	Inspector GFCI and Circuit Tester
5708i-C*	07641*	Inspector GFCI and Circuit Tester

* Includes Certificate of Calibration

SPECIFICATIONS		
Capacity	120VAC, 3-wire systems	
Test Duration	Current (mA)	Time Duration (Sec.)
	3	15
	5	5
	6	4
	7	3
	10	2
Size	5-3/8" x 2-5/8" x 1-3/4" (137 mm x 67 mm x 44 mm)	
Cord Length	16" (406 mm)	
Weight	0.5 lb. (227 g)	
Accuracy	Current: 10% at nominal voltage; time: 1.5%	
Measurement Category	CAT II, 150V	

GFCI and Circuit Tester



- Allows instant testing of GFCI receptacles or GFCI circuit breaker protected circuits.
- Checks 120VAC grounded outlets for correct/incorrect wiring.
- LED indicators signal correct wiring, open ground, open neutral, open hot, hot/ground reversed and hot/neutral reversed.
- Lifetime Limited Warranty

CAT. NO.	UPC NO.	DESCRIPTION
5708	34523	GFCI and Circuit Tester
5708-C*	07640*	GFCI and Circuit Tester

* Includes Certificate of Calibration

SPECIFICATIONS		
Capacity	120VAC, 3-wire systems	
Time	4-second interval between mA test impulses; 200 ms pulse duration	
Size	5-3/8" x 2-5/8" x 1-3/4" (137 mm x 67 mm x 44 mm)	
Cord length	16" (406 mm)	
Weight	0.5 lb. (227g)	
Accuracy	Current: 10% at nominal voltage; Time: approx. 12%	
Measurement Category	CAT II, 150V	

Testing & Measurement



USA Tel: 800.435.0786
Fax: 800.451.2632

Canada Tel: 800.435.0786
Fax: 800.524.2853

International Tel: +1.815.397.7070
Fax: +1.815.397.9247

INSULATION TESTING

Insulation Testing Comparison Chart

	5990	5882	5880	5778
Test voltage	250V	•	•	•
	500V	•	•	•
	1000V	•	•	•
	2500V	•		
	5000V	•		
Range	250V	50k-2000MΩ		0-25MΩ
	500V	500k-500GΩ	100k-2000MΩ	0-50MΩ
	1000V	700k-500GΩ	200k-2000MΩ	0-100MΩ
	2500V	5M-500GΩ		
	5000V	20M-500GΩ		
Continuity		0-20Ω	0-20Ω	
Resistance		0-400kΩ	0-400kΩ	
Display type	Analog	Digital	Digital	Analog
Backlit		•	•	
Count		4000	4000	
Analog bar graph		•	•	
Measurement Category	III, 600V	II, 300V	II, 300V	
UL		•	•	
CE	•	•	•	

5kV Megohmmeter



- Four test voltages: 500V, 1000V, 2500V, and 5000V.
- Resistance measurement range up to 500GΩ.
- Extra-large analog display for easy viewing.
- Accessories included: (4) 1.5V D batteries, integrated carrying case, test leads, snap-on test lead pouch.
- Lifetime Limited Warranty

CAT. NO.	UPC NO.	DESCRIPTION
5990	07665	5kV Megohmmeter
87121	87121 R	Probes
86999	86999 R	Leads

SPECIFICATIONS

Insulation Tests	
Test Voltage	500, 1000, 2500, 5000V
Range	500k to 500GΩ
Voltage Test Range	600V AC/DC
Measurement Category	CAT III, 600V

International Tel: +1.815.397.7070
Fax: +1.815.397.9247

Canada Tel: 800.435.0786
Fax: 800.524.2853

USA Tel: 800.435.0786
Fax: 800.451.2632

Digital/Analog Megohmmeter



5883

CAT. NO.	UPC NO.	DESCRIPTION
5882	07573	Digital/Analog Multimeter
5882-C*	07639*	Digital/Analog Multimeter
5880	07572	Digital/Analog Multimeter
5880-C*	07638*	Digital/Analog Multimeter
5883	07591 R	Remote Probe
87073	87073 R	Test Lead Kit

* Includes Certificate of Calibration

5880 features:

- Auto-ranging AC/DC default voltmeter with test inhibitor and warnings for enhanced user safety.
- Extra-large digital display with backlight and analog bar graph.
- Weather resistant against dust and water to IP44.
- Multiple test voltage ranges.
- Measure up to 2000MΩ resistance.

5882 adds:

- Tests three voltage ranges: 250, 500, and 1000V.
- Timer function for dielectric absorption and polarization index measurements.
- Accessories included: (6) 1.5V AA batteries, test leads, case.
- Lifetime Limited Warranty

SPECIFICATIONS

Insulation Tests

Test Voltage	5882: 250, 500, 1000V 5880: 500, 1000V
---------------------	---

Range	250V: 50k – 2000MΩ 500V: 100k – 2000MΩ 1000V: 200k – 2000MΩ
--------------	---

Automatic Discharge

Continuity Range	0-20Ω
Resistance Range	0-400kΩ
Voltage Test Range	0-600V AC/DC
Display	4000-count, backlit 34-segment analog bar graph
Measurement Category	CAT II, 300V

Manual-Crank Megohmmeter



- Compact, field-ready – does not require batteries or AC power.
- Hand-crank meter designed for non-destructive insulation tests of electrical installations, machines, equipment, transformers and electric motors.
- Features (3) test voltages and (3) measuring ranges.
- Leather case and leads included.
- Lifetime Limited Warranty

CAT. NO.	UPC NO.	DESCRIPTION
5778	34555	Manual-Crank Megohmmeter
5778-C*	07636*	Manual-Crank Megohmmeter
5778TL	34727	6' (1.83 m) Ext. Leads with Alligator Clamps

* Includes Certificate of Calibration

SPECIFICATIONS

Capacity	Megohm Ranges: 25, 50, 100 DC Voltage Ranges: 250, 500, 1000V
-----------------	--

MOTOR ROTATION & PHASE SEQUENCE

Non-contact Phase Sequence Indicator



- Non-contact detection of phase sequence.
- Self-adjusting to correct phase if line frequency varies.
- Auto shutoff for maximum battery life.
- Proximity sensor means safe, non-contact sequence.
- Accessories included: (1) 9V battery, case.
- Lifetime Limited Warranty

CAT. NO.	UPC NO.	DESCRIPTION
5712	07575	Non-contact Phase Sequence Indicator

SPECIFICATIONS

Frequency Required	50/60Hz
Phase Lock	Holds phase for 12 seconds from last indications.

R = REPLACEMENT PART **A** = ACCESSORY

Testing & Measurement




USA Tel: 800.435.0786
Fax: 800.451.2632

Canada Tel: 800.435.0786
Fax: 800.524.2853

International Tel: +1.815.397.7070
Fax: +1.815.397.9247



Motor Rotation and Phase Sequence Indicator Kit



- Assists in correct motor installation by identifying the phases of a three-phase circuit and the rotation of an unenergized motor to prevent damage to motor or electrical system.
- Identifies L1, L2, L3 phases and motor leads and indicates rotation of the motor before installation.
- Easy clockwise and counterclockwise indication.
- Accessories included: (1) 9V battery, carrying case.
- Lifetime Limited Warranty

CAT. NO.	UPC NO.	DESCRIPTION
5779	07576	Motor Rotation and Phase Sequence Indicator Kit
TC-20	07535	Carrying Case

SPECIFICATIONS

Phase Sequence Indicator (CAT. No. 5702)
Overvoltage Protection CAT III, 600V
Motor Rotation Indicator (CAT. No. 5123)
Two LEDs indicate motor rotation

! Do not use Motor Rotation Indicator on live circuits.

Phase Sequence Indicator



- Identifies L1, L2, L3 phases and indicates phase rotation before installation.
- Clockwise and counterclockwise indication via neon lamps.
- Lifetime Limited Warranty

CAT. NO.	UPC NO.	DESCRIPTION
5702	07574	Phase Sequence Indicator

SPECIFICATIONS

Live Phase Indicators	Three neon lamps
Motor Rotation Indicators	Two neon lamps
Measurement Category	CAT III, 600V

Motor Rotation Indicator



- Tests unenergized 3-phase motor to determine sequence for desired motor rotation.
- Lifetime Limited Warranty

CAT. NO.	UPC NO.	DESCRIPTION
5123	34514	Motor Rotation Indicator

SPECIFICATIONS

Indicators	Two LEDs
-------------------	----------

! Do not use Motor Rotation Indicator on live circuits.



USA Tel: 800.435.0786
Fax: 800.451.2632

Canada Tel: 800.435.0786
Fax: 800.524.2853

International Tel: +1.815.397.7070
Fax: +1.815.397.9247

Adjustable Time-Delay Restart Motor Protectors



- Monitor 3-phase power and help prevent damage to motors caused by undervoltage, phase imbalance, phase loss and phase reversal conditions.
- Adjustable voltage range.
- Microprocessor controlled.
- Adjustable time delay reset: manual and from 2 to 300 seconds.
- Lifetime Limited Warranty

CAT. NO.	UPC NO.	DESCRIPTION
5250	34960	Three-Phase Motor Protector with adjustable time delay restart

SPECIFICATIONS	
Capacity	Adjustable voltage range – 190 to 480VAC
DPDT Relay	Pilot duty – 480VA at 240V AC General purpose – 10A at 240V AC
Size	2.2" x 4" x 2.8" (56 mm x 102 mm x 71 mm)
Weight	14 oz. (397g)

Three-Phase Motor Protector



- Monitor 3-phase power and help prevent damage to motors caused by undervoltage, phase imbalance, phase loss and phase reversal conditions.
- Adjustable voltage range.
- Microprocessor controlled.
- Lifetime Limited Warranty

CAT. NO.	UPC NO.	DESCRIPTION
5102	34958	Three-Phase Motor Protector

SPECIFICATIONS	
Capacity	Adjustable voltage range – 190-480 VAC
SPDT Relay	Pilot duty – 480VA at 240V AC General purpose – 10A at 240V AC
Size	2.2" x 4" x 2.8" (56 mm x 102 mm x 71 mm)
Weight	9 oz. (397 g)

Plug-in Motor Protector



- Three-phase protector helps prevent damage to motors caused by undervoltage, phase loss, phase imbalance and phase reversal conditions.
- Adjustable voltage range.
- Microprocessor controlled.
- Includes socket (5201SK).
- Lifetime Limited Warranty

CAT. NO.	UPC NO.	DESCRIPTION
5201	34959	Plug-in Motor Protector
5201SK	30044	Octal 8-Pin Socket

SPECIFICATIONS	
Capacity	Adjustable voltage range – 190 to 480 VAC
SPDT Relay	480VA at 120/240V AC
Size	3.5" x 2.4" x 1.8" (89 mm x 61 mm x 46 mm)
Weight	9 oz. (255 g)

= REPLACEMENT PART = ACCESSORY

TEMPERATURE

TG-600 Infrared Thermometer



- Safe, non-contact temperature measurement.
- Laser indicates approximate center of the target area.
- Displays temperatures in either Fahrenheit or Celsius.
- Auto power off for longer battery life.
- Easy-to-read backlit display for use in low light conditions.
- Accessories included: (1) 9V battery and carrying case.
- Lifetime Limited Warranty

CAT. NO.	UPC NO.	DESCRIPTION
TG-600	09031	Infrared Thermometer

SPECIFICATIONS

Optical Resolution	12:1 at focus point
Target Temperature Range:	-4°F to 932°F (-20°C to 500°C)
Accuracy:	±2% or 4°F (±2°C)
Repeatability:	Within ±1% of reading or ±2°F (1°C)
Response Time:	500 ms, 95% response
Emissivity:	Preset at 0.98

<p>AVOID EXPOSURE - LASER RADIATION IS EMITTED FROM THIS APERTURE.</p>	<p>CAUTION</p> <p>LASER RADIATION - DO NOT STARE INTO BEAM</p> <p>OUTPUT < 1 mW</p> <p>WAVELENGTH 630-670 nm</p> <p>CLASS II LASER PRODUCT</p>	<p>COMPLIES WITH</p> <p>FDA 21 CFR</p> <p>SUBCHAPTER J</p>
--	--	--

THH-100 Infrared Thermometer



- Safe, non-contact temperature measurement of terminals, lugs, motors and circuit breakers.
- Accurate, easy laser targeting makes it quick and easy to aim precisely.
- Convenient display hold.
- Reads in either Celsius or Fahrenheit.
- Accessories included: (2) 1.5V AAA batteries and carrying case.
- Lifetime Limited Warranty

CAT. NO.	UPC NO.	DESCRIPTION
THH-100	09030	Handheld Infrared Thermometer

SPECIFICATIONS

Target Temperature Range:	0°F-600°F (-18°C to 315°C)
Accuracy:	±2.5% of reading or ±5°F (±2.5°C), whichever is greater
Repeatability:	±1% of reading or ±2°F (±1°C), whichever is greater.
Response Time:	500ms, 95% response
Spectral Response:	7-14
Emissivity:	Fixed at 0.95
Optics:	6:1

<p>AVOID EXPOSURE - LASER RADIATION IS EMITTED FROM THIS APERTURE.</p>	<p>CAUTION</p> <p>LASER RADIATION - DO NOT STARE INTO BEAM</p> <p>OUTPUT < 1 mW</p> <p>WAVELENGTH 630-670 nm</p> <p>CLASS II LASER PRODUCT</p>	<p>COMPLIES WITH</p> <p>FDA 21 CFR</p> <p>SUBCHAPTER J</p>
--	--	--





Immersion Temperature Probe



- Suitable for liquids and gels.
- Measurement range: -40°F to 1472°F (-40°C to 800°C).
- Probe length: 4.72" ±0.2" (120 mm ±5 mm).
- Accuracy: ±2.2°C (4°F) or 0.75%, whichever is greater.
- Type K thermocouple.
- Lifetime Limited Warranty

CAT. NO.	UPC NO.	DESCRIPTION
TPI-1	06569	Immersion Temperature Probe

Bead Temperature Probe



- For surface and air/gas temperature measurement.
- Not suitable for liquids.
- Measurement range: -40°F to 399°F (-40°C to 204°C).
- Probe length: 39.4" ±0.2" (1 m ±5 mm).
- Type K thermocouple.
- Lifetime Limited Warranty

CAT. NO.	UPC NO.	DESCRIPTION
TPB	07592	Bead Temperature Probe

Surface Temperature Probe



- For flat or slightly convex surfaces, perfect for measurement of hot rollers and plates.
- Measurement range: -40°F to 932°F (-40°C to 500°C).
- Probe length: 4.72" ±0.2" (120 mm ±5 mm).
- Accuracy: ±2.2°C (4°F) or 0.75%, whichever is greater.
- Type K thermocouple.
- Lifetime Limited Warranty

CAT. NO.	UPC NO.	DESCRIPTION
TPSFC	06570	Surface Temperature Probe

SPECIALTY TESTERS

Sound Level Meter



- Noise measurement adapted to dB(A) weighting.
- Compact and light, easy to take to any site.
- Accessories included: (1) 9V battery.
- Lifetime Limited Warranty

CAT. NO.	UPC NO.	DESCRIPTION
93-20	34451	Sound Level Meter

SPECIFICATIONS

Capacity	Low – 35 to 80dB; High – 75 to 120dB
Audible Range	"A" Scale
Frequency	20-20,000Hz
Weight	8 oz. (227g)
Size	6-3/8" x 2-1/2" x 1-1/2" (162 mm x 64 mm x 38 mm)



Digital Light Meter



- Measures incandescent, fluorescent, metal halide, high-pressure sodium and halogen lamp output.
- Color and cosine-corrected for enhanced accuracy.
- Measures up to 50,000 lux.
- Peak and data hold means no lost measurements.
- Accessories included: (1) 9V battery and carrying case.
- Lifetime Limited Warranty

CAT. NO.	UPC NO.	DESCRIPTION
93-172	06060	Digital Light Meter
93-172-C*	07084*	Digital Light Meter
06200	06200	(R) Carrying Case
06061	06061	(R) Sensor
06083	06083	(R) Sensor Case

* includes Certificate of Calibration

SPECIFICATIONS

Ranges	
Foot Candles	0.01-5,000Fc (20/200/2,000/5,000)
Lux	0.1-50,000 lux (200/2,000/20,000/50,000)
Accuracy	
Incandescent Light Source	± 4%
Other Light Sources	± 7%
Temperature Range	0° to 40° C (32° to 104° F)
Sampling Rate	2.5 times per second

Gas Lamp Tester



SPECIFICATIONS

Capacity	Voltage – up to 500 VAC & VDC; Continuity – to 300 kΩ
Size	6" x 2-3/4" x 1-3/4" (152 x 70 x 45 mm); Antenna – 27" (686 mm)
Weight	2.4 lbs. (1.1 kg)
Batteries	2-9V, included

- Test most fluorescent lamps, low pressure sodium vapor, high pressure sodium discharge lamps, neon tubes, mercury vapor and metal halide lamps.
- Checks starters, resistors, ignitors, capacitors and photo cells.
- Indicates AC/DC voltage and continuity.
- Includes detachable antenna, batteries, leads, probes, clamps and holster.
- Lifetime Limited Warranty

CAT. NO.	UPC NO.	DESCRIPTION
5715	34529	Gas Lamp Tester
5713	34528	(R) Holster
35450	35450	(R) Battery Door
5710	34525	(R) Antenna
5786	34574	(R) Small Alligator Clamps (2)
5783	34556	(R) Push-on Probes (2)

Lamp Tester



- Tests HID and fluorescent lamps.
- Live conductor sensing.
- Compact, rugged housing with carrying case (included).
- Accessories included: (1) 9V Battery
- Lifetime Limited Warranty

CAT. NO.	UPC NO.	DESCRIPTION
LT-100	07541	Lamp Tester
TC-10	07534	Deluxe Carrying Case

SPECIFICATIONS

Live Conductor Indication	60-250VAC, 40-60Hz
Continuity Verification	0-5MΩ (test current: <7μA)
Lamp Tester Voltage	3kV/160kHz (test current:<200μA)
Measurement Category	CAT II, 250V

ACCESSORIES

Deluxe Electrical Test Lead Kit



- Kit contains: (2) modular test probes with sharp stainless steel tip, (2) 48" (1.2 m) flexible test leads with straight and right angle meter plugs, two each of Grabber clips with alligator tips (TGA-2), pincer tips (TGP-2), hook tips (TGH-2), large alligator clips, and a nylon carrying case.
- Measurement Category: CAT III, 1000V per IEC 61010.
- Maximum current 10 amps.
- Lifetime Limited Warranty

CAT. NO.	UPC NO.	DESCRIPTION
DTLTK	07524	Deluxe Electrical Test Kit

Industrial Test Lead Kit



- Kit contains: (2) modular test probes with sharp stainless steel tip, (2) 48" flexible test leads with straight and right angle meter plugs, Grabber clips with alligator tips (TGA-2), and a nylon carrying case.
- Measurement Category: CAT III, 1000V per IEC 61010.
- Maximum current 10 amps.
- Lifetime Limited Warranty

CAT. NO.	UPC NO.	DESCRIPTION
TITLK	07523	Industrial Test Lead Kit

Test Lead Kit



- Kit contains: (1) 48" (1.2 m) long insulated test leads (TTL-3), (2) modular test probes.
- Measurement Category: CAT III, 1000V; CAT IV, 600V per UL 61010.
- Maximum current 10 amps.
- Lifetime Limited Warranty

CAT. NO.	UPC NO.	DESCRIPTION
TLK-1	12035	Test Lead Kit



Medium Alligator Clips



- Insulated clip with sheathed receptacle.
- For use with test leads and test lead kits, CAT. Nos. TTL-3, TLK-1, TITLK, and TDTLK.
- Set of 2 clips, one black, one red.
- Jaw opens to 0.71" (18 mm).
- Measurement Category III, 600V per UL-61010
- Maximum current 10 amps.
- Lifetime Limited Warranty

CAT. NO.	UPC NO.	DESCRIPTION
TMA-3	12031	Medium Alligator Clips

Extra-Large Alligator Clips



- Insulated clip with sheathed receptacle.
- For use with test leads and test lead kits, CAT. Nos. TTL-3, TLK-1, TITLK, and TDTLK.
- Set of 2 clips, one black, one red.
- Jaw opens to 1" (25.4 mm).
- Measurement Category IV, 600V; Category III, 1000V per UL-61010.
- Maximum current 10 amps.
- Lifetime Limited Warranty

CAT. NO.	UPC NO.	DESCRIPTION
TLA-3	12032	Extra-Large Alligator Clips

Grabber with Alligator Tip



- Sheathed receptacle for protection.
- For use with test lead and test kits, CAT. Nos. TTL-3, TLK-1, TITLK, and TDTLK.
- Set of 2 clips, one black, one red.
- Overall length 6.2" (158 mm).
- Attaches to terminals up to 0.375" (9.5 mm) in diameter.
- Measurement Category III, 1000V per IEC 61010.
- Maximum current 10 amps.
- Lifetime Limited Warranty

CAT. NO.	UPC NO.	DESCRIPTION
TGA-2	07516	Grabber with Alligator Tip

Grabber with Hook Tip



- Sheathed receptacle for protection.
- For use with test lead and test kits, CAT. Nos. TTL-3, TLK-1, TITLK, and TDTLK.
- Set of 2 clips, one black, one red.
- Overall length 5.98" (152 mm).
- Hooks onto terminals up to 0.08" (2.2 mm) in diameter.
- Measurement Category III, 1000V per IEC 61010.
- Maximum current 10 amps.
- Lifetime Limited Warranty

CAT. NO.	UPC NO.	DESCRIPTION
TGH-2	07519	Grabber with Hook Tip

International Tel: +1.815.397.7070
Fax: +1.815.397.9247

Canada Tel: 800.435.0786
Fax: 800.524.2853

USA Tel: 800.435.0786
Fax: 800.451.2632




USA Tel: 800.435.0786
Fax: 800.451.2632

Canada Tel: 800.435.0786
Fax: 800.524.2853

International Tel: +1.815.397.7070
Fax: +1.815.397.9247

Insulated Test Leads



- 48" (1.2 m) long flexible silicon insulated wire.
- Straight and right-angle meter plugs.
- Set of 2 leads, one black, one red.
- For use with T-series Greenlee Test Instrument accessories.
- Measurement Category III, 1000V; CAT IV, 600V per UL-61010.
- Maximum current 10 amps.
- Lifetime Limited Warranty

CAT. NO.	UPC NO.	DESCRIPTION
TTL-3	35368	Insulated Test Leads

Sure-Grip Test Leads



- 39" (1 m) long flexible silicon insulated wire.
- Right-angle meter plugs.
- Comfort-grip overmolded probes.
- Gold plated tips for low contact resistance.
- Set of 2 leads, one black, one red.
- Measurement Category IV, 1000V per UL-61010
- Maximum current 10 amps.
- Lifetime Limited Warranty

CAT. NO.	UPC NO.	DESCRIPTION
TSG-3	12034	Sure-Grip Test Leads

Thermocouple Adapter



- Allows temperature probes with miniconnectors to be used with DMMs or clamp meters that are designed with a temperature measurement function via a banana jack input.
- Lifetime Limited Warranty

CAT. NO.	UPC NO.	DESCRIPTION
TA	07525	Thermocouple Adapter

DMM Boot



- For 200-series and 500-series Greenlee PRO Multimeters.
- Durable rubber construction protects your meter from damage.
- Lifetime Limited Warranty

CAT. NO.	UPC NO.	DESCRIPTION
TPBS	07579	DMM Boot (dark green)

DMM Boot



- For 800-series and DML-series Greenlee PRO Multimeters.
- Durable rubber construction protects your meter from damage.
- Lifetime Limited Warranty

CAT. NO.	UPC NO.	DESCRIPTION
TPBL	07580	DMM Boot (dark green)

Deluxe Carrying Case



- Durable nylon carrying case.
- Inside pocket for test leads.
- With carry strap and double-stitched belt loop.
- Lifetime Limited Warranty

CAT. NO.	UPC NO.	DESCRIPTION
TC-5	07588	Deluxe Carrying Case

SPECIFICATIONS

Size	
	7-3/4" x 3" x 1-1/2" (196.9 mm x 76.2 mm x 38.1 mm)

Deluxe Carrying Case



- Durable nylon carrying case.
- Inside pocket for test leads.
- With carry strap and double-stitched belt loop.
- Lifetime Limited Warranty

CAT. NO.	UPC NO.	DESCRIPTION
TC-10	07534	Deluxe Carrying Case

SPECIFICATIONS

Size	
	9-3/8" x 3-1/8" x 1-3/4" (240 mm x 80 mm x 45 mm)



International Tel: +1.815.397.7070
Fax: +1.815.397.9247

Canada Tel: 800.435.0786
Fax: 800.524.2853

USA Tel: 800.435.0786
Fax: 800.451.2632



USA Tel: 800.435.0786
Fax: 800.451.2632

Canada Tel: 800.435.0786
Fax: 800.524.2853

International Tel: +1.815.397.7070
Fax: +1.815.397.9247

Deluxe Carrying Case



- Durable nylon carrying case.
- Inside pocket for test leads.
- With carry strap and double-stitched belt loop.
- Lifetime Limited Warranty

CAT. NO.	UPC NO.	DESCRIPTION
TC-15	07595	Deluxe Carrying Case

SPECIFICATIONS

Size	11-1/4" x 3" x 2" (285.8 mm x 76.2 mm x 50.8 mm)
------	--

Deluxe Carrying Case



- Durable nylon carrying case.
- Inside pocket for test leads.
- With carry strap.
- Lifetime Limited Warranty

CAT. NO.	UPC NO.	DESCRIPTION
TC-30	07536	Deluxe Carrying Case

SPECIFICATIONS

Size	11-1/4" x 4-1/4" x 2" (285.8 mm x 108 mm x 50.8 mm)
------	---

Deluxe Carrying Case



- Durable nylon carrying case.
- Inside pocket for test leads.
- Elastic straps inside to hold multiple instruments.
- With carry strap.
- Lifetime Limited Warranty

CAT. NO.	UPC NO.	DESCRIPTION
TC-20	07535	Deluxe Carrying Case

SPECIFICATIONS

Size	7-3/4" x 6-1/4" x 2" (196.9 mm x 158.8 x 50.8 mm)
------	---

Deluxe Carrying Case



- Durable nylon carrying case.
- Inside pocket for test leads.
- Elastic straps inside to hold multiple instruments.
- With carry strap.
- Lifetime Limited Warranty

CAT. NO.	UPC NO.	DESCRIPTION
TC-28	07715	Deluxe Carrying Case

SPECIFICATIONS	
Size	9" x 6-1/4" x 2" (228.6 mm x 158.8 mm x 50.8 mm)

Deluxe Carrying Case



- Durable nylon carrying case.
- Velcro open/close flap for easy access.
- Inside pocket for test leads.
- With carry strap and double-stitched belt loop.
- Lifetime Limited Warranty

CAT. NO.	UPC NO.	DESCRIPTION
TC-50	07746	Deluxe Carrying Case

SPECIFICATIONS	
Size	8-1/4" x 6" x 2" (210 mm x 152 mm x 51 mm)

Deluxe Carrying Case



- Durable nylon carrying case.
- Velcro open/close flap for easy access.
- Inside pocket for test leads.
- With carry strap and double-stitched belt loop.
- Lifetime Limited Warranty

CAT. NO.	UPC NO.	DESCRIPTION
TC-55	07747	Deluxe Carrying Case

SPECIFICATIONS	
Size	11-1/2" x 6" x 2" (292.1 mm x 152.4 mm x 51 mm)



USA Tel: 800.435.0786
Canada Tel: 800.435.0786
International Tel: +1.815.397.7070

Fax: 800.451.2632
Fax: 800.524.2853
Fax: +1.815.397.9247


INSTRUMENT CASE COMPATIBILITY

	TC-5	TC-10	TC-15	TC-20	TC-28	TC-30	TC-50	TC-55
AM-600 Series						✓		
AM-1000						✓		
CM-300 Series	✓							
CM-410	✓							
CM-600 Series		✓						
CM-700 Series		✓						
CM-800 Series		✓						
CM-900 Series		✓						
CM-1000 Series						✓		
CM-1100						✓		
CM-1200						✓		
CM-1300 Series						✓		
CM-1500 Series						✓		
CMA-40		✓						
CMA-60		✓						
CMAF Series				✓	✓			
CMI-100						✓		
CMI-200								✓
CMP-200						✓		✓
CMT-80	✓							
CMT-60		✓						
CSJ-100	✓							
DM-200 Series				✓	✓			
DM-500 Series				✓	✓			
DM-800 Series				✓	✓			
DML Series				✓	✓			
LT-100		✓						
2010		✓						
2012			✓	✓				
5702				✓				
5708		✓						
5708i		✓						
5723				✓				
5779				✓				
6701		✓						
93-602				✓	✓			
93-606				✓	✓			
AF1100		✓						

BOOT/HOLSTER COMPATIBILITY

	TPBS	TPBL
DM-200	✓	
DM-210	✓	
DM-500	✓	
DM-510	✓	
DM-800		✓
DM-810		✓
DM-820		✓
DM-860		✓
DML-54		✓
DML-430		✓

Storage & Material Handling

Greenlee storage boxes protect the tools you depend on for your livelihood. From our smallest storage chests to the large field office, our products are built as tough as the trade. With Greenlee's patented, dual-recessed lock enclosures, you know you'll keep thieves out. And the newest feature on all of Greenlee's storage boxes are the redesigned ergonomic handles – just another way Greenlee is helping to make your job easier.

FEATURE PRODUCTS

348



Chests

349



Slant-Top Boxes

350



Flat-Top Boxes

351



Utility Cabinets



STORAGE

Chests



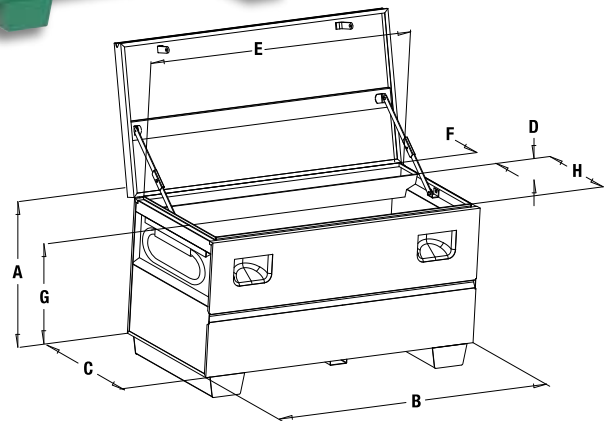
3048



2448



2472



- Patented, recessed and concealed lock protectors for maximum security against drilling and cutting lock. (Model 1332 one lock protector only.)
- Enhanced lid bolster for added support and durability.
- Finger-groove lid handle for easy opening.
- Convenient storage tray on back wall for small items (except Model 1332).
- Steel support arms to hold lid in open position.
- Heavy-duty piano hinges with non-removable pin.
- Patented, ergonomically designed fold-down recessed handles.
- Built-in 3-1/2" high skids with holes for easy caster installation.
- Recommend #1 and #5 Masterlock padlocks or equivalent.



Optional casters available for increased mobility.
See page 356 for options

CAT. NO.	UPC NO.	CAPACITY FT ³	DIMENSIONS								WEIGHT	
			A	B	C	D	E	F	G	H	LBS.	kg
1332	38717	4.9	14"	32"	19"	—	29.5"	—	—	14.5"	83	37.6
1636	38718	6.7	17"	36"	19"	4"	33.5"	4"	10.5"	10.5"	99	44.9
2142	31651	9.7	20"	42"	20"	4"	39.5"	4"	13.5"	11.5"	113	51
2448	23273	16	24"	48"	24"	4"	45.5"	4"	17.5"	15.5"	156	66
2460	23363	20	24"	60"	24"	4"	57.5"	4"	17.5"	15.5"	182	83
3048	23362	25	30"	48"	30"	4"	45.5"	4"	23.5"	21.5"	183	83
2472	07483	24	24"	72"	24"	4"	69.5"	4"	17.5"	15.5"	185	84

R = REPLACEMENT PART A = ACCESSORY

International Tel: +1.815.397.7070
Fax: +1.815.397.9247

Canada Tel: 800.435.0786
Fax: 800.524.2853

USA Tel: 800.435.0786
Fax: 800.451.2632

Slant-Top Boxes



3660



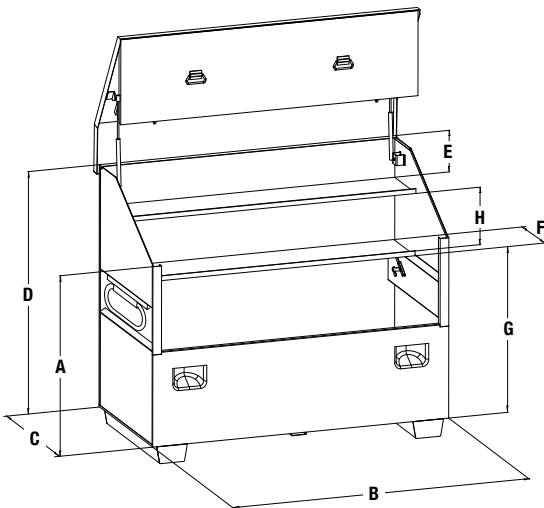
2260



3648



Hinged Lower Shelf



- Large capacity storage with traditional slant-top design.
- Recessed and concealed lock protectors provide maximum security against drilling and cutting locks.
- Channel reinforcements on lid, lock side panels into lid for added security when closed.
- Hinged lower shelf enables storage of larger items.
- Hemmed (reinforced) high-strength shelves.
- Continuous, non-removable hinge pins help prevent theft.
- Strategically located, easily accessible, durable gas-shocks provide for ease in opening lid (except Model 2260).
- Angled 3-1/2" high support skids.
- Angled handle recess prevents pinch points.
- Features two reinforced steel shelves with large lip to prevent items from rolling off (Model 2260, one shelf only).
- Double-hinged cover on Models 3648 and 3660 folds up and out of the way.
- Model 2260 comes with lid support to form waist-high, flat work area.
- Patented, ergonomically designed fold-down recessed handles.
- Recommend #1 and #5 Masterlock padlocks or equivalent.

CAT. NO.	UPC NO.	CAPACITY FT ³	DIMENSIONS							WEIGHT		
			A	B	C	D	E	F	G	H	LBS.	kg
2260	23270	32	22"	60"	32"	36"	12"	12"	21"	—	228	103
3648	23276	34	36"	48"	30"	48"	5"	12"	27"	11"	273	124
3660	23196	44	36"	60"	30"	48"	5"	12"	27"	11"	282	128

R = REPLACEMENT PART A = ACCESSORY



Optional casters available for increased mobility. See page 356 for options

Storage & Material Handling

USA Tel: 800.435.0786
Fax: 800.451.2632

Canada Tel: 800.435.0786
Fax: 800.524.2853

International Tel: +1.815.397.7070
Fax: +1.815.397.9247

Flat-Top Boxes



3360



4848



4860



Hinged Lower Shelf

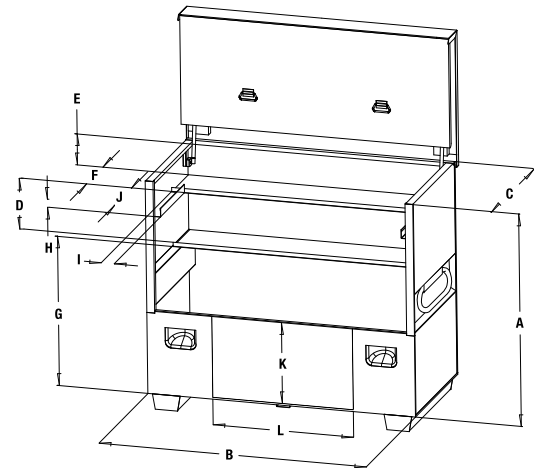


4872



4872R

- Flat-top design provides more storage capacity for tall, bulky items, plus a large work surface for jobsite plans.
- Recessed and concealed lock protector inhibits forced entry and corrosion to lock.
- Channel reinforcements on lid, lock side panels into lid for added security when closed.
- Hinged lower shelf allows for easy storage of larger objects (except Model 3360).
- Angled handle recess prevents pinch points.
- Hemmed (reinforced) high-strength shelves.
- Continuous, non-removable hinge pins help prevent theft.
- Side-wall storage (except Model 3360).
- Strategically located, easily accessible, durable gas springs provide for ease in opening lid.
- Double hinge cover folds up and out of the way.
- Angled 3-1/2" high support skids.
- Load ramp for storage of larger, heavier items (Model 4872R only).
- Patented, ergonomically designed fold-down recessed handles.
- Recommend #1 and #5 Masterlock padlocks or equivalent.



Optional casters available for increased mobility. See page 356 for options

CAT. NO.	UPC NO.	CAPACITY FT ³	DIMENSIONS											WEIGHT				
			A	B	C	D	E	F	G	H	I	J	K	L	LBS.	kg		
3360	38719	34.5	33"	60"	30"	—	12.5"	12"	20"	—	—	—	—	—	—	—	256	116
4848	35043	40	48"	48"	30"	11"	7"	12"	27"	2"	3"	17"	—	—	—	—	292	132
4860	35057	50	48"	60"	30"	11"	7"	12"	27"	2"	3"	17"	—	—	—	—	305	138
4872	07487	60	48"	72"	30"	11"	7"	12"	27"	2"	3"	17"	—	—	—	—	360	163
4872R	07488	60	48"	72"	30"	11"	7"	12"	27"	2"	3"	17"	18"	45"	—	—	375	170

R = REPLACEMENT PART **A** = ACCESSORY

International Tel: +1.815.397.7070
Fax: +1.815.397.9247

Canada Tel: 800.435.0786
Fax: 800.524.2853

USA Tel: 800.435.0786
Fax: 800.451.2632

Utility Cabinets

2-DOOR UTILITY CABINET



5660L

HALF-STORAGE/HALF CABINET BOX



5660LH

4-DOOR UTILITY CABINET

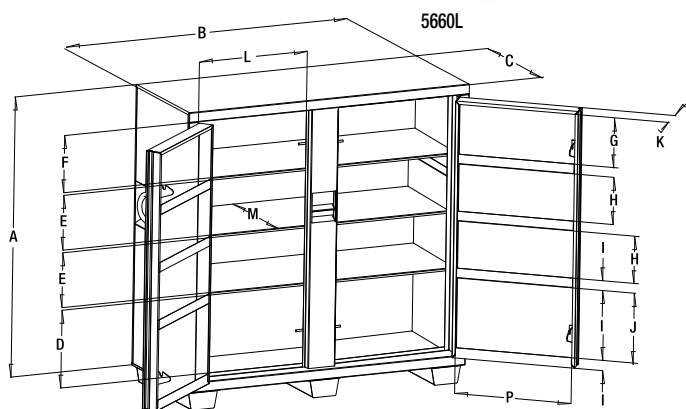


5760

2-DOOR, 30" DEPTH STORAGE CABINET



5760TD



Optional casters available for increased mobility. See page 356 for options

- Recessed and concealed lock protector inhibits forced entry and corrosion to lock.
- Flush-mounted doors.
- Finger-groove door handles.
- Front-door storage. (Rear-door storage also available on Model 5760 only.)
- Hemmed (reinforced) high-strength shelves.
- Large, lower storage areas for bigger items.
- Continuous, non-removable hinge pins to prevent theft.
- Angled handle recess to prevent pinch points.
- Three 3-1/2" high support skids. (Not available on Model 3448.)
- Weather-resistant design.
- Open storage for shovels, picks, brooms and other long-handled tools. (Model 5660LH only.)
- Patented, ergonomically designed fold-down recessed handles.
- Recommend #1 and #5 Masterlock padlocks or equivalent.

CAT. NO.	UPC NO.	CAPACITY FT ³	DIMENSIONS															WEIGHT			
			A	B	C	D	E	F	G	H	I	J	K	L	M	N	O	P	LBS.	kg	
5660L	38659	46	56"	60"	24"	15"	10.5"	11.5"	10"	10"	2"	14"	3"	23.5"	20.5"	—	24"	—	401	182	
5660LH	07486	46	56"	60"	24"	15"	10.5"	11.5"	10"	10"	2"	14"	3"	23.5"	20.5"	50.5"	—	24"	—	408	185
5760	38722	58.3	56"	60"	30"	15"	10.5"	11.5"	10"	10"	2"	14"	3"	23.5"	23.5"	—	24"	—	437	198	
5760TD	07969	59.3	56"	60"	30"	15"	10.5"	11.5"	10"	10"	2"	14"	3"	23.5"	26.5"	—	24"	—	467	212	

R = REPLACEMENT PART **A** = ACCESSORY

Storage & Material Handling


USA Tel: 800.435.0786
Fax: 800.451.2632

Canada Tel: 800.435.0786
Fax: 800.524.2853

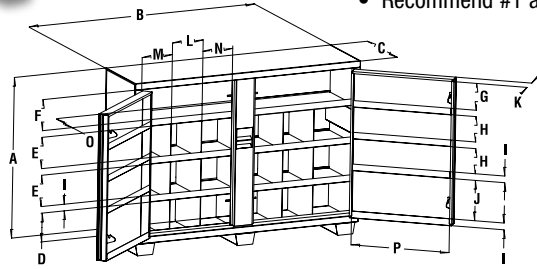
International Tel: +1.815.397.7070
Fax: +1.815.397.9247

Parts/Fittings Cabinet

2072



- Recessed and concealed lock protector inhibits forced entry and corrosion to lock.
- Flush-mounted doors.
- Finger-groove door handles.
- Front-door storage.
- Hemmed (reinforced) high-strength shelves.
- Continuous, non-removable hinge pins to prevent theft.
- Angled handle recess to prevent pinch points.
- Three 3-1/2" high support skids.
- Eighteen (18) individual separate parts storage compartments.
- Weather-resistant design.
- Recommend #1 and #5 Masterlock padlocks or equivalent.



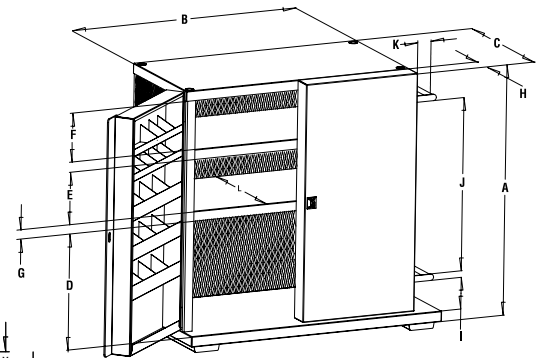
CAT. NO.	UPC NO.	CAPACITY FT ³	DIMENSIONS														WEIGHT LBS. kg			
			A	B	C	D	E	F	G	H	I	J	K	L	M	N		O	P	
2072	07484	40	48"	72"	20"	8.5"	9"	9"	8"	7.5"	2"	12"	3"	10"	10"	9.5"	16.5"	29	406	184

Mesh Cabinet

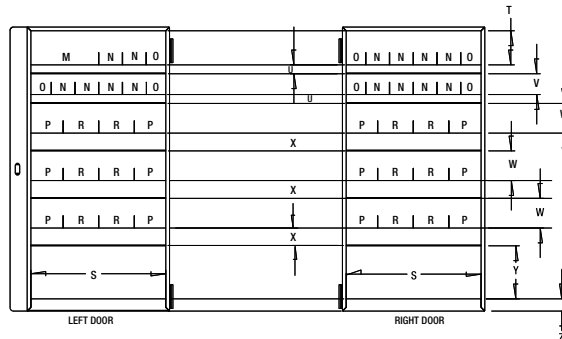


5060MESH

- High-visibility mesh screen on three (3) sides.
- Forty-eight (48) smaller, individual compartments, enabling storage of smaller tools and accessories.
- 1/2" conduit support tunnels for top storage (conduit not included).
- Platform for shovels, picks, brooms and other long-handle tools.
- Sturdy handle for mobility.
- Supplied with two (2) swivel casters and two (2) rigid 4" (102 mm) casters for easy mobility (Model 696).
- Recommend #1 and #5 Masterlock padlocks or equivalent.



Included



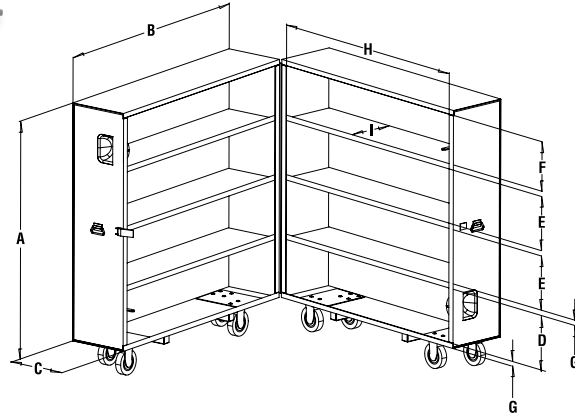
CAT. NO.	UPC NO.	CAPACITY FT ³	DIMENSIONS																	WEIGHT LBS. kg									
			A	B	C	D	E	F	G	H	I	J	K	L	M	N	O	P	R		S	T	U	V	W	X	Y	Z	
5060MESH	04460	37.3	52"	48"	28"	22"	10.5"	10"	2"	4"	5"	35"	5.5"	23"	11.5"	4"	3"	5.5"	6"	23"	5.5"	1.5"	3.5"	5"	3"	9"	2"	401	182

R = REPLACEMENT PART A = ACCESSORY

Bi-Fold Cabinet



5860



- Maximum storage capacity with minimum floor space requirements.
- Four (4) individual 15" d. x 14-1/2" h. x 60" w. (381 x 368 x 1524 mm) storage compartments on each side.
- Reinforced steel shelves welded in place for added strength and durability.
- All shelves feature large front lip to keep small items from rolling off.
- Each bi-fold section is mounted on four casters for easy opening and closing.
- Six (6) swivel and two (2) rigid 6" (152 mm) casters included for easy mobility (Models 503 and 603).
- Recommend #1 and #5 Masterlock padlocks or equivalent.

CAT. NO.	UPC NO.	CAPACITY FT ³	DIMENSIONS									WEIGHT	
			A	B	C	D	E	F	G	H	I	LBS.	kg
5860	35068	60.4	58"	60"	30"	13"	13"	12"	1"	57"	14.5"	548	249



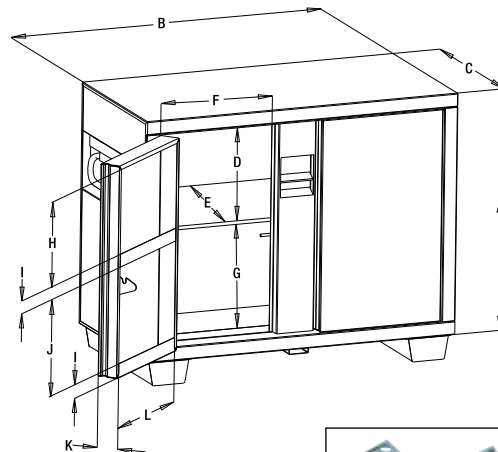
Included

Cabinet/Workbench

3448



- Recessed and concealed lock protector inhibits forced entry and corrosion to lock.
- Flush-mounted doors.
- Finger-groove door handles.
- Front-door storage.
- Hemmed (reinforced) high-strength shelves.
- Large, lower storage areas for bigger items.
- Continuous, non-removable hinge pins to prevent theft.
- Angled handle recess to prevent pinch points.
- Patented, ergonomically designed fold-down recessed handles.
- Weather-resistant design.
- Recommend #1 and #5 Masterlock padlocks or equivalent.



CAT. NO.	UPC NO.	CAPACITY FT ³	DIMENSIONS											WEIGHT		
			A	B	C	D	E	F	G	H	I	J	K	L	LBS.	kg
3448	38720	22.5	34"	48"	24"	13.5"	20.5"	17.5"	15"	12.5"	2"	14"	3"	17"	201	91.2



Optional casters available for increased mobility. See page 356 for options

Field Office



8060 DLX

(Tools sold separately)



Tamper-proof lock protectors (for upper and lower doors).



New, slanted work surface with lockable, concealed storage area.

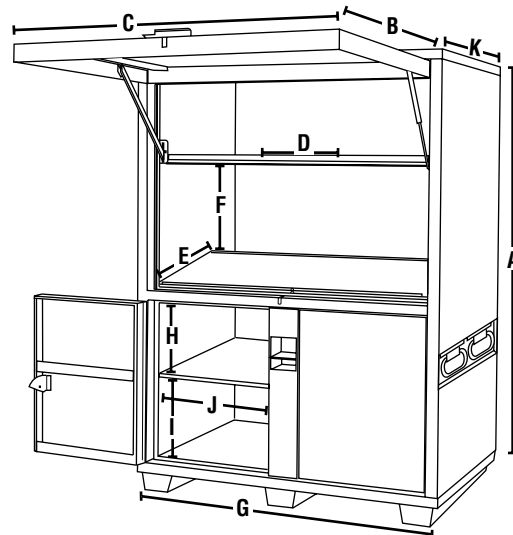


Door grooves provide a gripping surface for convenient opening.



Top door opens with a gas spring and is supported by a locking arm.

- New, slanted work surface with lockable, concealed storage area.
- Concealed lock protectors protect locks from drilling and cutting.
- Weather stripping for maximum protection against bad weather and jobsite dust.
- Lid with heavy-duty gas spring and a locking arm for ease of opening and safety.
- Shelving throughout, for organizing and storing jobsite tools and supplies.
- Grooved front doors for ease of opening and storage compartment access.
- Patented, ergonomically designed fold-down recessed handles.
- Continuous, non-removable pin hinges.
- Overlapping corners, rolled edges, and strategically placed reinforcements for added strength.
- Recommend #1 and #5 Masterlock padlocks or equivalent.
- Welded 16-gauge steel construction for durability.
- Transportable with forklift.
- Optional casters available for increased mobility.



Optional casters available for increased mobility.
See page 356 for options

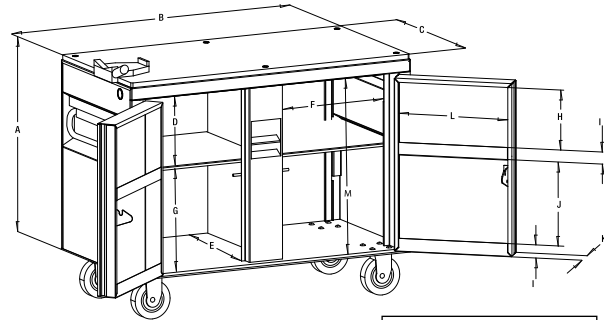
CAT. NO.	UPC NO.	CAPACITY FT ³	DIMENSIONS										WEIGHT		
			A	B	C	D	E	F	G	H	I	J	K	LBS.	kg
8060 DLX	04719	116.5	80"	41.6"	55.6"	20.6"	26.8"	19.2"	60"	14"	15.5"	24"	42"	632	286

Mobile Workbench



- Tough composition board work surface on top with built-in chain vise and telescoping wrench stop.
- Removable self-stored shelf enables storage of larger items.
- Supplied with two (2) locking swivel casters and two (2) rigid 6" (152 mm) casters for easy mobility (Model 703).
- Recessed and concealed lock protector inhibits forced entry and corrosion to lock.
- Flush-mounted doors.
- Finger-groove door handles.
- Front door storage.
- Hemmed (reinforced) high-strength shelves.
- Large lower storage areas for bigger items.
- Continuous, non-removable hinge bars to prevent theft.
- Angled handle recess to prevent pinch points.
- Patented, ergonomically designed fold-down recessed handles.
- Recommend #1 and #5 Masterlock padlocks or equivalent.

3548



CAT. NO.	UPC NO.	CAPACITY FT ³	DIMENSIONS											WEIGHT			
			A	B	C	D	E	F	G	H	I	J	K	L	M	LBS.	kg
3548	31229	23	30"	48"	24"	11"	20.5"	17.5"	15"	9.5"	2"	13"	3"	17"	27"	257	118



Included

Welder's Boxes

1230



1531



- Protects small tools and supplies.
Single lock hasp for use with padlock.
- Compact side handles for easy portability.
- Heavy-duty hinges, plus chain connector to hold lid in open position.
- Recommend #1 and #5 Masterlock padlocks or equivalent.

CAT. NO.	UPC NO.	CAPACITY FT ³	DIMENSIONS			WEIGHT	
			HEIGHT	WIDTH	DEPTH	LBS.	kg
1230	31510	3.3	12"	30"	16"	48	21.8
1531	23274	4.5	15"	31"	18"	51	23.1

R = REPLACEMENT PART **A** = ACCESSORY

Casters



- Caster bolt pattern 2-7/8" x 3-1/4".
- Polyolefin-injected molded hard casters: stain-resistant, chemical-resistant, and non-marking.

CAT. NO.	UPC NO.	DESCRIPTION	WHEEL		CAPACITY		SHIP WEIGHT	
			DIA. IN. (mm)	TREAD IN. (mm)	LBS.	kg	LBS.	kg
503*	28044	4 Swivel	6 (152)	2 (51)	2000	907	22	10
603*	23405	2 Rigid, 2 Swivel	6 (152)	2 (51)	2000	907	20	9
703†	08420	2 Rigid, 2 Locking Swivel	6 (152)	2 (51)	2000	907	20	9
803†	08414	4 Locking Swivel	6 (152)	2 (51)	2000	907	22	10
696*	15341	2 Rigid, 2 Swivel	4 (102)	2 (51)	1600	726	13	6
697	02670	4 Swivel	4 (102)	2 (51)	1600	726	15	7

*Each caster set includes (16) 3/8-16 x 1" self-threading mounting screws.
†Each caster set includes (16) 3/8-16 x 1" carriage bolts; (16) 3/8-16 hex nuts; (16) 3/8 lockwashers.

CASTER SELECTION CHART

STORAGE BOX CAT. NO.	CASTER CAT. NO.					
	503	603	703	803	696	697
1332	✓	✓			✓	✓
1636	✓	✓			✓	✓
2142	✓	✓			✓	✓
2448	✓	✓			✓	✓
2460	✓	✓			✓	✓
3048	✓	✓			✓	✓
2472	✓	✓			✓	✓
1230						
1531						
5060MESH	✓	✓			Included	✓
3360	✓	✓			✓	✓
4848	✓	✓			✓	✓
4860	✓	✓			✓	✓
4872	✓	✓			✓	✓
4872R	✓	✓			✓	✓
2260	✓	✓			✓	✓
3648	✓	✓			✓	✓
3660	✓	✓			✓	✓
3448	✓	✓			✓	✓
2072						
5660L	✓	✓			✓	✓
5660LH	✓	✓			✓	✓
5760	✓	✓			✓	✓
5760TD	✓	✓			✓	✓
5860	Included	Included				
3548	✓	✓	Included	✓		
8060DLX	✓	✓			✓	✓

Replacement Parts

REPLACEMENT PARTS

CAT. NO.	UPC NO.	DESCRIPTION
06291	06291	Box Caster Bolt Set (16-Bolt Kit)
08426	08426	Box Caster Bolt Set 16-Bolt Kit (3548, 5860 only)
35438	35438	Lid Support Kit – (R) and (L) Locking Arms (1332, 1636, 2142)
27472	27472	Lid Support – (L) Side (2448, 3048, 2460, 2472, 2260)
27471	27471	Lid Support – (R) Side (2448, 3048, 2460, 2472, 2260)
08428	08428	10 mm Gas Spring Ball Stud Replacement Kit (all Slant/Flat-Tops)
53950	53950	Gas Springs for 2260
53904	53904	Gas Springs for 3360, 4848 and 4860 Storage Boxes
53951	53951	Gas Springs for 3648 and 3660
04339	04339	Latch Repair Kit (5860)
54997	54997	Latch (5860)
54998	54998	Strike (5860)
55124	55124	Latch Threaded Rod (5860)
08427	08427	13 mm Gas Spring Ball Stud Replacement Kit (8060 DLX)
08404	08404	Replacement Gas Spring Kit – Shock and (2) Clips (8060 DLX)
01886	01886	Replacement Gas Spring Kit for 4872

WIRE AND CABLE HANDLING

Folding Hand Caddy



- Holds up to 6 spools of #10 wire.
- Folds down to 2-1/2" (63.5 mm) for easy storage.
- Pinless design eliminates loose parts.

CAT. NO.	UPC NO.	DESCRIPTION
9501	01202	Folding Hand Caddy

SPECIFICATIONS

Size	10" (254 mm) H x 18-1/2" (470 mm) W
Capacity	Six 500' (152.4 m) spools of #10 AWG Maximum Spool Diameter: 7.5" (190 mm) Maximum Spool Diameter (top spindle, with empty bottom spindle): 12.5" (317 mm) Maximum Spool Width: 8.5" (215 mm)
Weight	6 lbs. (2.7 kg)

Hand Caddy



- Holds four 500' (152.4 m) spools of #10 AWG (7" dia. by 6"-10" wide)
- Holds up to eight 500' (152.4 m) spools of #12 AWG (7" dia. x 5" wide)
- 3/8" (9.5 mm) diameter solid steel spool support spindles.
- Spool retaining washers on spindles.
- Pinless design eliminates loose parts.

CAT. NO.	UPC NO.	DESCRIPTION
9502	08187	Hand Caddy

SPECIFICATIONS

Size	10-1/2" (267 mm) H x 13-1/2" (343 mm) W x 21" (533 mm) L
Capacity	Eight 500' (152.4 m) spools of #12 AWG; Four 500' (152.4 m) spools of #10 AWG Maximum Spool Diameter: 9" (229 mm) Maximum Spool Width: 10.5" (266 mm)
Weight	4 lbs. (1.8 kg)

Data Cable Caddy



- Width is ideal for large diameter spools of coax, data and communications cable.
- Especially handy for 6" (152 mm) wide and up to 19" (483 mm) diameter spools.
- Folds down for easy storage.
- Pinless design eliminates loose parts.

CAT. NO.	UPC NO.	DESCRIPTION
9520	01228	Data Cable Caddy

SPECIFICATIONS

Size	21" (533 mm) L x 28-1/2" (724 mm) W x 11-1/2" (292 mm) H
Capacity	Maximum Total Spool Weight: 100 lbs. (45.4 kg) Maximum Spool Diameter: 19" (483 mm) Maximum Spool Width: 24.88" (632 mm)
Weight	11 lbs. (5 kg)

Wire Reel Support Frame



(2 Shown)

- 914 consists of one frame with 2 wheels only; 2 or more 914's and a spindle made of 1" rigid conduit are required to make a reel support setup.
- Easy to set up. Insert spindle in one 914 support frame, tighten locking screw, slide reels on spindle, insert spindle in second 914 support frame, tighten thumb screw and you're ready to go.
- Casters swivel and lock for ease of use.

CAT. NO.	UPC NO.	DESCRIPTION
914	26438	Wire Reel Support Frame

SPECIFICATIONS

Size	17-1/2" (444 mm) W x 14" (355 mm) H
Capacity	1" Rigid Conduit for spindle; hold 500' (152.4 m) to 2500' (762 m) spools up to 18" (457 mm) in diameter
Weight	8.4 lbs. (3.8 kg)

Wire Caddies



906

905, 906 features:

- All welded steel frame.
- 6 wire spool axles with spring clip locks.
- Pre-drilled caster mounting holes.

906 features:

- Collapsible wire guide.
- Swivel caster set with two (2) locking casters for easy use.

CAT. NO.	UPC NO.	DESCRIPTION
905	33024	Wire Caddy
906	33026	Wire Caddy with Casters and Wire Guide
33405	33405 R	Caster Set (2 swivel, 2 swivel lock)
53685	53685 R	Hitch Clips

SPECIFICATIONS

Size	16" (406 mm) L x 26" (660 mm) W x 17-1/2" (444 mm) H
Capacity	Six 500' (152.4 m) spools up to 8" (203 mm) in diameter of #6 thru #10 AWG Maximum Spool Width: 2 x 8.5" (215 mm), 4 x 12.13" (308 mm)
Weight	905 - 8 lbs. (3.6 kg); 906 - 10 lbs. (4.5 kg)

6-Spindle Wire Caddy



- All steel welded frame with 6 reel spindles and feeding eye.
- Angled spindles keep reels in place without locks and help brake the reel while paying out.
- Mobile, two (2) fixed wheels and one (1) that swivels and locks, allow easy movement and control.
- Fits through a 30" (762 mm) doorway.

CAT. NO.	UPC NO.	DESCRIPTION
909	22875	Wire Dispenser
52284	52284 R	Swivel Caster (1)
52285	52285 R	Wheel (2)

SPECIFICATIONS

Size	39" (990 mm) L x 30" (762 mm) W x 31" (787 mm) H.
Capacity	Six 2,500' (762 m) spools up to 18" (457 mm) in diameter. Maximum Spool Width: 13" (330 mm)
Weight	93 lbs. (42.2 kg)

6-Reel Caddy



- Spindle sleeves to facilitate easier pay-out of wire.
- Holds up to six (6) 2,500' (762 m) spools of #14, #12, or #10 AWG wire.
- Folds for easy storage.
- Two (2) fixed and two (2) locking swivel casters for easy portability.
- Pinless design eliminates loose parts.

CAT. NO.	UPC NO.	DESCRIPTION
9517	01225	6-Reel Caddy
01221	01221	R Replacement Caster
01220	01220	R Replacement Wheel

SPECIFICATIONS	
Size	40-1/2" (1030 mm) H x 33" (838 mm) W
Capacity	Six (6) 2500' (762 m) spools of #10 AWG wire Maximum Total Spool Weight: 450 lbs. (204 kg) Maximum Spool Diameter: 15" (380 mm) Maximum Spool Width: 14.75" (375 mm)
Weight	60 lbs. (27.2 kg)

10-Reel Caddy



- Spindle sleeves to facilitate easier pay-out of wire.
- Holds up to ten (10) 2,500' (762 m) spools of #10 AWG wire.
- Folds down for easy storage.
- Two (2) fixed and two (2) locking swivel casters for easy portability.
- Pinless design eliminates loose parts.

CAT. NO.	UPC NO.	DESCRIPTION
9516	01222	10-Reel Caddy
01221	01221	R Replacement Caster
01220	01220	R Replacement Wheel

SPECIFICATIONS	
Size	51-1/2" (1308 mm) H x 34-1/2" (876 mm) W
Capacity	Maximum Total Spool Quantity - Ten (10) 2500' (762 m) spools of #10 AWG wire Maximum Total Spool Weight: 750 lbs. (340 kg) Maximum Spool Diameter: 15" (380 mm) Maximum Spool Width: 14.63" (370 mm)
Weight	98 lbs. (44.5 kg)

500' Wire Cart



- Holds up to sixty (60) 500' (152.4 m) spools of #12 AWG wire.
- Folds for easy storage.
- Two (2) large wheels and two (2) swivel casters for easy portability.
- Pinless design eliminates loose parts.

CAT. NO.	UPC NO.	DESCRIPTION
9515	01218	Large 500' Spool Caddy
01221	01221	R Replacement Caster
01220	01220	R Replacement Wheel

SPECIFICATIONS	
Size	45-1/2" (1156 mm) H x 34-1/2" (880 mm) W
Capacity	Sixty (60) 500' (152.4 m) spools of #12 AWG wire Maximum Total Spool Weight: 600 lbs. (272.2 kg) Maximum Spool Diameter: 7.5" (190 mm) Maximum Spool Width: 14.75" (375 mm)
Weight	92 lbs. (42 kg)

Wire Dispenser



- All welded steel construction.
- Base has two (2) fixed and two (2) swivel locking heavy-duty casters.
- The spool rack consists of ten (10) spindles and an adjustable guide loop, and can be turned 360° independent of the base.
- Spindles are angled to contain reels and act as a brake while paying out wire.
- Fits through a 36" (915 mm) opening.

CAT. NO.	UPC NO.	DESCRIPTION
----------	---------	-------------

910	21982	Wire Dispenser
51488	51488	A Caster (Rigid)
53259	53259	A Caster (Swivel)

SPECIFICATIONS

Size	36-1/4" (921 mm) L x 31-1/2" (800 mm) W x 59" (1499 mm) H.
Capacity	Ten (10) 2500' (762 m) spools up to 18" (457 mm) in diameter. Maximum Spool Width: 14.18" (360 mm)
Weight	213 lbs. (96.6 kg)

Hand Truck / Wire Cart



- Holds up to twelve (12) spools of #12 AWG wire or eight (8) spools of #10 AWG wire.
- 10" (254 mm) diameter pneumatic tires for jobsite portability.
- Pinless design eliminates loose parts.
- Four (4) solid steel 1/2" (13 mm) spindles included.
- Lay cart flat when dispensing wire. Upright for use as hand truck.

CAT. NO.	UPC NO.	DESCRIPTION
----------	---------	-------------

9505	01205	Hand Truck Caddy
01207	01207	B Spindle (9505/9510)

SPECIFICATIONS

Size	46-5/8" (1180 mm) L x 28-1/4" (718 mm) W
Capacity	Maximum Total Spool Weight: 200 lbs (90.7 kg) 4000' (1219.2 m) # 10 AWG wire Maximum Spool Diameter: 7.5" (190 mm) Dolly Lift (Maximum): 250 lbs. (113.4 kg) Maximum Spool Width: 18" (457 mm)
Weight	32 lbs. (14.5 kg)

Deluxe A-Frame Wire Cart



- Holds up to twenty for (24) spools of #12 AWG wire or sixteen (16) spools of #10 AWG wire.
- Folds for easy storage.
- 10" (254 mm) diameter pneumatic tires for jobsite portability.
- Pinless design eliminates loose parts.
- Eight (8) solid steel 1/2" (12.7 mm) spindles included.
- Optional Basket Caddy available to dispense metal-clad cable (see page 363).

CAT. NO.	UPC NO.	DESCRIPTION
----------	---------	-------------

9510	01214	Deluxe A-Frame Mobile Caddy
9527	01264	A Caddy Bracket and Basket
01207	01207	B Spindle (9505/9510)


SPECIFICATIONS

Size	47-7/8" (1216 mm) H x 28-1/4" (718 mm) W
Capacity	Maximum Total Spool Weight: 400 lbs. (181 kg) Maximum Spool Diameter: 7.5" (190 mm) Maximum Spool Width: 18" (457 mm)
Weight	47 lbs. (21.5 kg)

Hand Truck / Wire Cart



38733
With 10462 Expander Kit



- Heavy-duty wheels for durability and easy transporting.
- Dual heavy-duty wire guides for dispensing multiple wires in all directions.
- Only 23" (584 mm) wide to fit through narrow doorways.
- Comes with five 5/8" (16 mm) diameter reel spindles for storing and dispensing up to fifteen spools of #14 THHN wire.
- Storage space for three (3) spindles and clips eliminates loose parts when they are not in use.
- Expander kit available to increase capacity by 60%.

CAT. NO.	UPC NO.	DESCRIPTION
38733	38733	Hand Truck Wire Cart
10462	10462	A Expander Kit
53685	53685	R Hitch Clips (10)
38774	38774	R Spindle (38733)

SPECIFICATIONS

Size	38733	46" (1168 mm) H x 23" (584 mm) W x 22-1/2" (571 mm) D
	10462	41" (1041 mm) H x 12-5/8" (321 mm) W
Weight	38733	58 lbs. (26.3 kg)
	10462	15.7 lbs. (7.1 kg)

WIRE CAPACITY CHART

NUMBER OF SPOOLS		MAXIMUM SPOOL DIAMETER	MAXIMUM SPOOL WIDTH	TYPICAL WIRE LENGTH
38733 WIRE CART	WITH 10462 EXPANDER			
15	24	7" (178 mm)	5-3/8" (137 mm)	500 ft. (152 m)
10	16	7" (178 mm)	8" (203 mm)	500 ft. (152 m)
3	5	12" (305 mm)	16-3/8" (416 mm)	2,500 ft. (762 m)
3	3	14" (356 mm)	16-3/8" (416 mm)	2,500 ft. (762 m)
2	2	22" (559 mm)	16-3/8" (416 mm)	1,000 ft. (305 m)

Wire Cart



- Large capacity, excellent for storing, transporting or feeding wire.
- Save space, use and store vertically or horizontally.
- Five (5) strong reel axles with spring clip retainers plus two (2) positions for axle storage allows you to configure for large reels with no loose parts.
- Strong, yet lightweight, tubular steel welded construction with rugged 8" (203 mm) wheels.
- Built-in wire guide for horizontal dispensing.
- Will pass through a 28" (711 mm) opening.

CAT. NO.	UPC NO.	DESCRIPTION
911	31518	Wire Cart
31523	31523	R Reel Shaft for 911 Wire Cart
50303	50303	R Hitch Clip (10)

SPECIFICATIONS

Size	54-1/2" (1384 mm) L x 27" (685 mm) W x 26-1/2" (673 mm) H when horizontal
Capacity	Six (6) 2,500' (762 m) spools up to 16" (406 mm) in diameter Fifteen (15) 500' (152.4 m) spools up to 8" (203 mm) in diameter Max. Spool Weight: 550 lbs. Maximum Spool Width: 24" (610 mm)
Weight	62 lbs. (28.1 kg)

Cable Reel Transporter



- All steel welded frame with heavy-duty wheels.
- Unique design provides easy setup for cable payout.
- Handle folds to save space when using as a dispenser.

CAT. NO.	UPC NO.	DESCRIPTION
916	32935	Cable Reel Transporter
33035	33035	R Spindle for 916 Transporter
52466	52466	R Wheel Kit (2)

SPECIFICATIONS

Size	63" (1600 mm) L x 29-7/8" (759 mm) W x 26-3/4" (679 mm) H when horizontal
Capacity	Reels of cable or BX up to 20" (508 mm) W and 40" (1016 mm) in diameter maximum total reel weight 300 lbs. (136 kg)
Weight	110 lbs. (49.9 kg)

Conduit and Pipe Storage Rack



- 7 individual bins allow you to sort by size and type.
- Folds down for storage.
- Casters included.

CAT. NO.	UPC NO.	DESCRIPTION
668	15343	Mobile Conduit and Pipe Rack with 503 casters
503	28044	R 6" (152.4 mm) Diameter Caster Set, 4 Swivel
603	23405	A 6" (154.4 mm) Diameter Caster Set, 2 Swivel and 2 Rigid

SPECIFICATIONS

Capacity	1000 lbs. (454 kg)
Dimensions	58-1/2" (1486 mm) long x 34" (864 mm) wide x 63-1/2" (1613 mm) high
Folded Down	58-1/2" (1486 mm) long x 34" (864 mm) wide x 19" (483 mm) high
Weight	113 lbs. (51.3 kg)

Pipe Cart



- Easy, one-person operation saves time and money.
- Move standard 20 ft. (6.1 m) lengths of pipe.
- Large 4.80" x 8" (122 mm x 203 mm) wheels with 4-ply pneumatic tires.
- Heavy-duty steel construction for long service life.

CAT. NO.	UPC NO.	DESCRIPTION
36745	36745	Pipe Cart
02182	02182	R Wheel Replacement Kit (1)

SPECIFICATIONS

Capacity	20" (508 mm) Diameter – 1000 lbs. (454 kg)
-----------------	--

BX-Armored Coiled Cable Dispenser



- Dispense armored cable, flexible conduit, Greenfield® or NM-B cable fast and easy without twists or tangles.
- Base with adjustable tension control rotates to dispense the cable without overpulling.
- Large pulling eye rotates freely and can be used as a carrying handle when the dispenser is empty.

CAT. NO.	UPC NO.	DESCRIPTION
37218	37218	Armored Cable Dispenser

SPECIFICATIONS	
Size	13-1/2" (342.9 mm) H x 26" (660.4 mm) diameter
Capacity	One 250' (76.2 m) coil of 14/2, 14/3, 12/2, or 12/3 armored cable or romex.
Weight	31 lbs. (14.1 kg)

Armored Coiled Cable Dispenser/Transporter



- Dispense one (1) coil of armored cable, flexible conduit, Greenfield® or NM-B cable fast and easy without twists or tangles.
- Base with adjustable tension control rotates to dispense the cable without overpulling.
- Large pulling eye rotates freely.
- Transport up to three coils.


CAT. NO.	UPC NO.	DESCRIPTION
37202	37202	Armored Cable Dispenser/Transporter

SPECIFICATIONS	
Size	45" (1143 mm) H x 28-1/2" (724 mm) W x 29" (736 mm) D
Capacity	Dispense - One 250' (76.2 m) coil of 14/2, 14/3, 12/2, or 12/3 armored cable or romex. Transport - Three (3) Coils, maximum capacity 250 lbs. (113 kg).
Weight	45 lbs. (20.4 kg)

Caddy Basket Cable Dispenser



Fold for easy storage



Optional 9529F

9525F

9510 Wire Cart sold separately (see page 360)



9527

STUD MOUNT CADDY (9525F)

- Fits both 2x4 and 2x6 studs.
- Dispense coils of NM-B or armored cable.
- Swivel eyelet eliminates tangles.
- Add 9529F basket to double capacity.
- Folds for easy storage.

MOBILE MOUNT BRACKET (9527)

- Optional caddy for 9510 Deluxe A-frame Mobile Caddy.
- Dispense one coil of NM-B or armored cable.
- Swivel eyelet eliminates tangles.

MOUNT BRACKET (9528)

- Dispense coils of NM-B or armored cable.
- Swivel eyelet eliminates tangles.
- Wide base for stable performance.

CAT. NO.	UPC NO.	DESCRIPTION
9525F	02070	Folding Stud Mount Caddy

Consists of:

9529F	02071	Optional Caddy Basket
-------	-------	-----------------------

CAT. NO.	UPC NO.	DESCRIPTION
9527	01264	Caddy Bracket and Basket

Consists of:

9532	01253	Mobile Mount Bracket
9529	01232	Caddy Basket

CAT. NO.	UPC NO.	DESCRIPTION
9528	01265	Floor Mount Caddy and Basket


Consists of:

9533	01259	Floor Mount Bracket
9529	01232	Caddy Basket

SPECIFICATIONS

9525F	9527	9528
Maximum Capacity 100 lbs. (45.4 kg)	Maximum Capacity 50 lbs. (22.7 kg)	Maximum Capacity 50 lbs. (22.7 kg)
Weight 10.5 lbs. (4.8 kg)	Weight 10.5 lbs. (4.8 kg)	Weight 10.5 lbs. (4.8 kg)
Size 29-1/2" (749 mm) H x 20-3/4" (527 mm) W	Size 15" (381 mm) H x 18" (457 mm) W	Size 15.5 (394 mm) H x 19" (483 mm) W
9532	9533	9529/9529F
Weight 5 lbs. (2.3 kg)	Weight 5 lbs. (2.3 kg)	Weight 5.5 lbs. (2.5 kg)
Size 5-1/2" (394 mm) H x 17-3/4" (451 mm) W	Size 15-1/2" (394 mm) H x 19" (483 mm) W	Size 12-3/4" (324 mm) H x 20-3/4" (527 mm) W

Screw-Type Reel Stands



- Wide, welded steel base for added stability.
- Roller bearings fit in the spindle groove to keep the spindle in place and turning freely.
- Two stands and a spindle are required for a complete setup.

CAT. NO.	UPC NO.	DESCRIPTION
683	15372	Reel Stand 22" - 54" (558.8 - 1372 mm)
687	17076	Reel Stand 13" - 28" (330.2 - 711.2 mm)
684	15375	A Spindle for 683 Reel Stand
647	15321	A Spindle for 687 Reel Stand
25591	25591	R Stop Pin (683 - 2; 687 - 1)
38619	38619	R Jackscrew Unit for 683 or 687

SPECIFICATIONS

Size	683 - 24" × 23" (610 × 584 mm) base; 54" (1372 mm) maximum height 687 - 14-1/2" × 20" (368 × 508 mm) base; 28" (711 mm) maximum height
Capacity	683 - 2,500 lbs. (1134 kg) each, 46" - 96" (1168 × 2438 mm) reel diameter 687 - 2,500 lbs. (1134 kg) each, 28" - 56" (711 × 1422 mm) reel diameter
Weight	683 - 49 lbs. (22.2 kg) 687 - 25 lbs. (11.3 kg)

Ratchet-Type Reel Stand




- Ratchet mechanism to easily raise or lower the height.
- Roller bearings fit in the spindle groove to keep the spindle in place and turning freely.
- Two stands and a spindle are required for a complete setup.

CAT. NO.	UPC NO.	DESCRIPTION
656	21979	Ratchet Reel Stand 28" - 46-5/8" (711 mm - 1184 mm)
657	21980	A Spindle for 656 Reel Stand
38697	38697	R Jackscrew Unit
30291	30291	R Handle with Grip

SPECIFICATIONS

Size	24-1/2" × 23" (622 mm × 584 mm) base; 46-5/8" (711 mm - 1184 mm) maximum height
Capacity	3,750 lbs. (1701 kg) 58" - 90" (1473 mm - 2286 mm) reel diameter
Weight	94 lbs. (42.6 kg)

Reel Stand Spindles



- Tempered steel with grooves to fit reel stand rollers.

CAT. NO.	UPC NO.	DESCRIPTION
647	15321	Spindle for 687 Reel Stand
657	21980	Spindle for 656 Reel Stand (only)
684	15375	Spindle for 683 Reel Stand


SPECIFICATIONS

Size	647 - 2-3/8" diameter x 62" (60.3 x 1575 mm) 657 - 3-1/2" diameter x 100" (89 x 2540 mm) 684 - 2-3/8" diameter x 76" (60.3 x 1930 mm)
Capacity	647 - 5,000 lbs. (2268 kg) 59" (1500 mm) between grooves 657 - 7,500 lbs. (3402 kg) 100" (2540 mm) between grooves 684 - 5,000 lbs. (2268 kg) 73" (1854 mm) between grooves
Weight	647 - 42 lbs. (19.06 kg) 657 - 124 lbs. (56.25 kg) 684 - 50 lbs. (22.68 kg)

Reel Rollers



39660



39666

- Heavy-duty welded steel construction.
- Built-in loading ramps.
- Adjustable to various reel widths and diameters.
- Roller locks for unloading.
- Side ball rollers for centering.
- Fast, convenient ground-level setup for paying out large cable reels.

CAT. NO.	UPC NO.	DESCRIPTION
39660	39660	Reel Roller, single platform roller, 32" (813 mm) L x 34" (864 mm) W
39666	39666	Reel Roller, kit of two rollers and two spreaders, 32" (813 mm) L x 11" (279 mm) W per frame

SPECIFICATIONS

Size	39660 - 32" (813 mm) L x 34" (864 mm) W 39666 - 32" (813 mm) L x 11" (279 mm) W
Capacity	39660 - 2,500 lbs. (1134 kg) 30" (762 mm) W 39666 - 2,000 lbs. (902.2 kg) 42" (1067 mm) W

International Tel: +1.815.397.7070
Fax: +1.815.397.9247

Canada Tel: 800.435.0786
Fax: 800.524.2853

USA Tel: 800.435.0786
Fax: 800.451.2632

Hydraulic Pumps & Miscellaneous

For the professional electrician, no ordinary bolt cutters, hydraulic pumps or rope will do. Look to Greenlee for hand and hydraulic pumps to make bending, cutting and crimping easier. If you need it done faster, safer and easier, you know Greenlee can help you get the job done.

FEATURE PRODUCTS

368



Bolt Cutters

370




767 Hydraulic Hand Pump

372



980 Electric Hydraulic Pump

373



Hydraulic Hose Units

Hydraulic Pumps & Miscellaneous



BOLT CUTTERS

Heavy-Duty Bolt Cutters with Fiberglass Handles



- Unique cam bolt blade adjustment for easy cutter alignment.
- Forged steel blades for long life.
- Clevis-mounted blades for greater strength.
- Custom rubber grips for maximum power.
- Fiberglass handles are tough and lightweight.

SPECIFICATIONS

CAPACITY	RB85*	RC40*
HDFBC18	5/16" (7.9 mm)	7/32" (5.6 mm)
HDFBC24	3/8" (9.5 mm)	9/32" (7.1 mm)
HDFBC30	1/2" (12.7 mm)	5/16" (7.9 mm)
HDFBC36	5/8" (15.9 mm)	11/32" (8.7 mm)

*Indicates bolt hardness in Rockwell units

WEIGHT

HDFBC18 – 3.4 lbs. (1.5 kg); HDFBC24 – 10.3 lbs. (4.7 kg)
HDFBC30 – 4.9 lbs. (2 kg); HDFBC36 – 7.6 lbs. (3.4 kg)

CAT. NO.	UPC NO.	DESCRIPTION
HDFBC18	11277	Heavy-Duty Bolt Cutter with Fiberglass Handles 18 in. (457 mm) Long
HDFBC24	11278	Heavy-Duty Bolt Cutter with Fiberglass Handles 24 in. (610 mm) Long
HDFBC30	11279	Heavy-Duty Bolt Cutter with Fiberglass Handles 30 in. (762 mm) Long
HDFBC36	11280	Heavy-Duty Bolt Cutter with Fiberglass Handles 36 in. (914 mm) Long
11367	11367	Blade Unit for HDFBC18
11342	11342	Blade Unit for HDFBC24
11344	11344	Blade Unit for HDFBC30
11346	11346	Blade Unit for HDFBC36

Heavy-Duty Bolt Cutters



- Unique cam bolt blade adjustment for easy cutter alignment.
- Forged steel blades for long life.
- Clevis-mounted blades for greater strength.
- Custom rubber grips for maximum power.

SPECIFICATIONS

CAPACITY	RB85*	RC40*
HDBC24	3/8" (9.5 mm)	9/32" (7.1 mm)
HDBC30	1/2" (12.7 mm)	5/16" (7.9 mm)
HDBC36	5/8" (15.9 mm)	11/32" (8.7 mm)
HDBC42	3/4" (19.1 mm)	3/8" (9.5 mm)

*Indicates bolt hardness in Rockwell units

WEIGHT

HDBC24 – 5.8 lbs. (2.6 kg); HDBC30 – 8.9 lbs. (4 kg);
HDBC36 – 13.3 lbs. (6 kg); HDBC42 – 19.8 lbs. (9 kg)

CAT. NO.	UPC NO.	DESCRIPTION
HDBC24	11273	Heavy-Duty Bolt Cutter - 24 in. (610 mm) Long
HDBC30	11374	Heavy-Duty Bolt Cutter - 30 in. (762 mm) Long
HDBC36	11275	Heavy-Duty Bolt Cutter - 36 in. (914 mm) Long
HDBC42	11276	Heavy-Duty Bolt Cutter - 42 in. (1067 mm) Long
11342	11342	Blade Unit for HDBC24
11344	11344	Blade Unit for HDBC30
11346	11346	Blade Unit for HDBC36
11348	11348	Blade Unit for HDBC42

Bolt Cutters



- Unique cam bolt blade adjustment for easy cutter alignment.
- Forged steel blades for long life.
- Clevis-mounted blades for greater strength.
- Custom rubber grips for maximum power.

SPECIFICATIONS

CAPACITY	RB85*	RC40*
BC14	1/4" (6.4 mm)	3/16" (4.8 mm)
BC18	5/16" (7.9 mm)	1/4" (6.4 mm)
BC24	3/8" (9.5 mm)	5/16" (7.9 mm)
BC30	1/2" (12.7 mm)	11/32" (8.7 mm)
BC36	5/8" (15.9 mm)	3/8" (9.5 mm)

*Indicates bolt hardness in Rockwell units

WEIGHT

BC14 – 2.4 lbs. (1.1 kg); BC18 – 3.4 lbs. (1.5 kg);
 BC24 – 5.8 lbs. (2.6 kg); BC30 – 8.9 lbs. (4 kg);
 BC36 – 13.3 lbs. (6 kg)

CAT. NO.	UPC NO.	DESCRIPTION
BC14	11267	Standard Bolt Cutter - 14 in. (356 mm) Long
BC18	11268	Standard Bolt Cutter - 18 in. (457 mm) Long
BC24	11269	Standard Bolt Cutter - 24 in. (610 mm) Long
BC30	11270	Standard Bolt Cutter - 30 in. (762 mm) Long
BC36	11271	Standard Bolt Cutter - 36 in. (914 mm) Long
11281	11281	Blade Unit for BC14
11301	11301	Blade Unit for BC18
11306	11306	Blade Unit for BC24
11316	11316	Blade Unit for BC30
11321	11321	Blade Unit for BC36

Threaded Rod Cutter



- One stroke cuts through threaded rod.
- Cuts clean, eliminating the need to grind or file before threading a nut onto cut end.
- Wide base for stable cutting. Includes mounting hole for fast and easy permanent mounting to work surface.
- Strong forged steel cutting head with tool steel cutting die for long life.
- Includes: Threaded Rod Cutter, 1/4" - 20 Cutting Die Set, 3/8" - 16 Cutting Die Set.

SPECIFICATIONS

Capacity	1/4" - 20 soft steel rod (6.4 mm); 3/8" - 16 soft steel rod (9.5 mm)
Weight	14.1 lbs. (6.4 kg)

CAT. NO.	UPC NO.	DESCRIPTION
36587	36587	Threaded Rod Cutter
37186	37186	1/4" - 20 Cutting Die Set
37187	37187	3/8" - 16 Cutting Die Set

HYDRAULIC PUMPS

High-Pressure Hydraulic Hand Pump



- Portable and powerful, for use with Greenlee Benders.
- Versatile, operates in any position.
- Steel pump body and handle with rubber grip.
- Wide base for stability.
- Mounting holes for permanent positioning.
- Includes 3/8" (9.5 mm) female hydraulic connector and dust cap.

SPECIFICATIONS

Operation	Manual – Hand
Capacity	10,000 psi (700 bar), .161 in. (26 mm.) per stroke
Length	25-1/2" (648 mm)
Width	7" (178 mm)
Height	6" (152 mm)

NOTE: See page 373 to select the proper hydraulic hose for this pump.

CAT. NO.	UPC NO.	DESCRIPTION	WEIGHT	
			LBS.	kg
755	15677	High-Pressure Hydraulic Hand Pump	18	8.2
18272	18272	R Seal Kit- Repair		

Hydraulic Hand Pump



- Lightweight and portable, for use with Greenlee Punch Drivers.
- Versatile, operates in any position.
- Single speed.
- Rugged steel pump body/reservoir with cast aluminum handle.
- Has mounting holes for easy, permanent mounting.

CAT. NO.	UPC NO.	DESCRIPTION	WEIGHT	
			LBS.	kg
767	13284	Hydraulic Hand Pump	6	2.7
04343	04343	R Seal Kit Repair for Serial Code ABM		
13800	13800	R *Seal Kit Repair for Serial Code 55D & Up		
13801	13801	R *Seal Kit Repair for Serial Code 61BG thru 67BG		
30242	30242	R *Seal Kit Repair for Serial Code 68BG TO BG33181628		
30242	30242	R Seal Kit Repair for Serial Code BG331816 & Up		

*NOTE: Must also purchase 30241 Follower

SPECIFICATIONS

Operation	Manual – Hand
Capacity	6,500 psi (448 bar), .0823 in. (13 mm.) per stroke
Length	13" (330 mm)
Width	4" (102 mm)
Height	4" (102 mm)

NOTE: See page 373 to select the proper hydraulic hose for this pump.

International Tel: +1.815.397.7070
Fax: +1.815.397.9247

Canada Tel: 800.435.0786
Fax: 800.524.2853

USA Tel: 800.435.0786
Fax: 800.451.2632

Hydraulic Foot Pump



- Free both hands to position and hold the working tool.
- Foot activated release lever.
- Hold-down pin keeps pedal down for storage and transport.
- Angled base bar keeps the pump upright and stable.
- Includes 1/4" (6.4 mm) female coupler with dust cap.

CAT. NO.	UPC NO.	DESCRIPTION	WEIGHT	
			LBS.	kg
1725	31353	Hydraulic Foot Pump	11	5
24496	24496	R Seal Kit w/ RD Serial Code		
25214	25214	R Seal Kit w/ RU Serial Code		
33336	33336	R Seal Kit w/ VK Serial Code		

SPECIFICATIONS

Operation	Manual – Foot
Capacity	6,500 psi (448 bar), .117 in, (19 mm.) per stroke
Length	16" (406 mm)
Height	Pedal down 6" (152 mm), Pedal up 12" (305 mm)
Width	8" (203 mm)

NOTE: See page 373 to select the proper hydraulic hose for this pump.

Hand-Operated Hydraulic Pump



- Two-speed hydraulic pump. Ideal for use with remote cutting and crimping tools.
- Compact and lightweight – easy to move around jobsites.
- Solid base with wide legs provides for good stability during operation.
- Built-in carrying handle.
- Large, easy-to-grasp, retraction wheel.
- Equipped with 3/8" female screw-type hydraulic coupler.

CAT. NO.	UPC NO.	DESCRIPTION	WEIGHT	
			LBS.	kg
7475H	07475	Hand-Operated Hydraulic Pump	18	8.2
07829	07829	R Seal Kit		

SPECIFICATIONS

Max output pressure	10,000 psi (700 bar)
Useable oil capacity	0.75 quart (0.74 liter)
1st stage oil volume (200 psi)	0.82 cu in/stroke
2nd stage oil volume (10,000 psi)	0.16 cu in/stroke
Length (including coupler)	25" (635 mm)
Width	5-5/8" (143 mm)
Height	5-1/2" (140 mm)

NOTE: See page 373 to select the proper hydraulic hose for this pump.

Electric Hydraulic Pump



- Useable oil volume: 3 quarts (2.8 liters).
- For use with Greenlee 2" capacity benders.
- Automatic or manual ram-return selector valve provides more control from the pendant switch.
- Molded enclosure protects pump, motor and circuitry in tough working environments.
- Use with single-hose hydraulic systems with spring-return rams.

CAT. NO.	UPC NO.	DESCRIPTION	WEIGHT	
			LBS.	kg
975	33516	Electric Hydraulic Pump	51	23
34369	34369	R Seal Kit		

SPECIFICATIONS

Operation	120 VAC 1/2 HP (.375 kW)
Capacity	10,000 psi (700 bar); 250 inch, (4 L) per minute rapid advance; 18 inch, (.32 L) per minute at full pressure
Length	12" (305 mm)
Width	10" (254 mm)
Height	15-1/2" (394 mm)

NOTE: See page 373 to select the proper hydraulic hose for this pump.

Electric Hydraulic Pump



- Useable oil volume: 6-1/4 quarts (5.9 liters)
- For use with all Greenlee benders.
- Solid state controls for added reliability.
- Low pressure for fast ram advance, automatically changes to low volume high pressure.
- Pendant control for advance, valve on pump for release.
- Use with single-hose hydraulic systems with spring-return rams.
- Equipped with four swivel casters.
- Cast aluminum reservoir for long life.

CAT. NO.	UPC NO.	DESCRIPTION	WEIGHT	
			LBS.	kg
960 SAPS	18297	Electric Hydraulic Pump	92	42
18416	18416	R Seal Kit		

SPECIFICATIONS

Operation	120 VAC 1-1/2 HP (1.12 kW)
Capacity	10,000 psi (700 bar); 300 inch ₃ (4.8 L) per minute rapid advance; 54 inch ₃ (.9 L) per minute at full pressure
Length	12" (305 mm)
Width	10-3/4" (223 mm)
Height	22-5/16" (567 mm)

NOTE: See page 373 to select the proper hydraulic hose for this pump.

Electric Hydraulic Pump



- Useable oil volume: 6 quarts (5.7 liters).
- For use with all Greenlee benders.
- Handy pendant advance control on 980 and 980-22PS. The 980-22FS has a foot-control switch.
- Low voltage pendant coupled to solid state motor controls eliminates contact arcing for greater reliability and longer life.
- Automatic or manual ram return selector valve provides more control from the pendant switch.
- Molded enclosure protects pump, motor and circuitry in tough working environments.
- Use with single-hose hydraulic systems with spring-return rams.

CAT. NO.	UPC NO.	DESCRIPTION	WEIGHT	
			LBS.	kg
980	33515	Electric Hydraulic Pump with Pendant	71	32
980-22	36314	Electric Hydraulic Pump	71	32
980-22PS	36313	Electric Hydraulic Pump with Pendant Switch	71	32
980-22FS	36315	Electric Hydraulic Pump with Foot Switch	71	32
34369	34369	R Seal Kit		

Note: 980-22 is 220V pump only, no control switch

SPECIFICATIONS

Operation	980 – 120 VAC 1-1/2 Hp (1.12 kW) 980-22PS – 220 VAC 50Hz 1-1/2 Hp (1.12 kW)
Capacity	10,000 psi (700 bar); 250 inch ₃ (4 L) per minute rapid advance; 54 inch ₃ (.9 L) per minute at full pressure
Length	12" (305 mm)
Width	12" (305 mm)
Height	17-1/2" (445 mm)

NOTE: See page 373 to select the proper hydraulic hose for this pump.

ACCESSORIES

Hydraulic Hose Selection Guide

TOOL CAT. NO./DESCRIPTION	TOOL COUPLER	PUMP CAT. NO.	HOSE CAT./UPC NO.
750 Cable Cutter	1/4" Female Coupler	767	38316
750 Cable Cutter	1/4" Female Coupler	1725	37729
750 Cable Cutter	1/4" Female Coupler	975 or 976	17707
777 Bender	3/8" Female Coupler	755, 975, 976, 980 or 960SAPS	11289
782 Bender	3/8" Female Coupler	755, 975 or 976	11289
800 Cable Bender	1/4" Female Coupler	1725	37729
880 Bender	3/8" Female Coupler	755, 975 or 976	11289
881 Bender	3/8" Female Coupler	980 or 960SAPS	11289
882 Bender	3/8" Female Coupler	755, 975 or 976	11289
884 Bender	3/8" Female Coupler	980 or 960SAPS	11289
885 Bender	3/8" Female Coupler	980 or 960SAPS	11289
1731 C-Frame Punch Driver	1/4" Female Coupler	767	38316
1731 C-Frame Punch Driver	1/4" Female Coupler	1725	37729
1731 C-Frame Punch Driver	1/4" Female Coupler	755, 975 or 976	11289
SDK202GL Cable Cutter	3/8" Male Coupler	7475H, 975, 976 or 980	05850, 05851, 05852
RK06AT, RK06FT	3/8" Male Coupler	7475H, 975, 976 or 980	05850, 05851, 05852
RK1230, RK1240, RK1240K	3/8" Male Coupler	7475H, 975, 976 or 980	05850, 05851, 05852
RCCX	3/8" Male Coupler	7475H, 975, 976 or 980	05850, 05851, 05852
RK1550	3/8" Male Coupler	7475H, 975, 976 or 980	05850, 05851, 05852

Hydraulic Hose Units



- High pressure hydraulic hose units for use with Greenlee hydraulic pumps.
- Equipped with couplers and dust caps.

CAT. NO.	UPC NO.	DESCRIPTION
05850*	05850	10' X 1/4" Hose With (1) 3/8" Male Coupler and (1) 3/8" Female Coupler
05851*	05851	10' X 1/4" Non-Conductive Hose with (1) 3/8" Male Coupler and (1) 3/8" Female Coupler
05852*	05852	25' X 1/4" Non-Conductive Hose with (1) 3/8" Male Coupler and (1) 3/8" Female Coupler
11289*	11289	6' X 3/8" Hose with (2) 3/8" Male Couplers
17707*	17707	10' X 1/4" Hose with (1) 3/8" Male Coupler and (1) 1/4" Male Coupler
37728	37728	6' X 1/4" Hose with (1) 1/4" Male Coupler and (1) 1/4" NPT Thread
37729*	37729	10' X 1/4" Hose with (2) 1/4" Male Couplers
38316	38316	3' X 1/4" Hose with (1) 1/4" Male Coupler and (1) 1/4" NPT Swivel Threaded Fitting
06302	06302	3' X 1/4" Hose with (1) 1/4" NPT Male Threaded Fitting and (1) 1/4" NPT Swivel Threaded Fitting

* Filled with hydraulic oil.

CAT. NO.	UPC NO.	DESCRIPTION	HOSE UNIT CAT./UPC NO.							COUPLER SET CAT./UPC NO.		
			05850	05851	05852	11289	17707	37728	37729	38316	37614	3548GB/20573
50386	50386	3' x 1/4" (.9 m x 6.4 mm) Hydraulic Hose								1		
3687GB	50760	6' x 3/8" (1.8 m x 9.5 mm) Hydraulic Hose				1						
51688	51688	6' x 1/4" (1.8 m x 6.4 mm) Hydraulic Hose					1					
52515	52515	10' x 1/4" (3 m x 6.4 mm) Hydraulic Hose	1				1		1			
48844	48844	10' x 1/4" (3 m x 6.4 mm) Hydraulic Hose		1								
48845	48845	25' x 1/4" (6.5 m x 6.4 mm) Hydraulic Hose			1							
54167	54167	1/4" (6.4 mm) Female Coupler without Dust Cap									1	
54168	54168	1/4" (6.4mm) Dust Cap for Female Coupler									1	
54169	54169	1/4" (6.4 mm) Male Coupler without Dust Cap					1	1	2	1	1	
54170	54170	1/4" (6.4 mm) Dust Cap for Male Coupler					1	1	2	1	1	
4018GB	50807	3/8" (9.6 mm) Female Coupler with Dust Cap										1
4033GB	50823	3/8" (9.6 mm) Male Coupler with Dust Cap					2	1				1
41877	41877	3/8" (9.6 mm) Female Coupler without Dust Cap	1	1	1							
41941	41941	3/8" (9.6 mm) Male Coupler without Dust Cap	1	1	1							
41834	41834	3/8" (9.6 mm) Dust Cap for 41941/41877 Couplers	2	2	2							

B = REPLACEMENT PART **A** = ACCESSORY

Hydraulic Pumps & Miscellaneous

USA Tel: 800.435.0786
Fax: 800.451.2632

Canada Tel: 800.435.0786
Fax: 800.524.2853

International Tel: +1.815.397.7070
Fax: +1.815.397.9247

Greenlee Green Spray Touch-up Paint



- Closely matches Greenlee painted products.

CAT. NO.	UPC NO.	DESCRIPTION	WEIGHT	
			LBS.	kg
22618	22618	13 oz. (384 ml) Aerosol Can of Greenlee Green Spray Paint	1.2	.5
10378	10378	13 oz. (384 ml) Aerosol Can of Greenlee Flat Green Spray Paint	1.2	.5

NOTE: The color green is a registered trademark for Test Instruments, Job Boxes, Benders and Pulling Equipment.

Hydraulic Oil



- Greenlee-approved hydraulic oil.
- Specially compounded for use with Greenlee hydraulic equipment.
- Refinery-filtered to give you the finest oil available.

CAT. NO.	UPC NO.	DESCRIPTION	WEIGHT	
			LBS.	kg
4016 GB	51059	Hydraulic Oil – 1 Gallon (3.8 l)	8.5	3.9
4017 GB	50806	Hydraulic Oil – 1 Quart (.9 l)	2.25	1.02

NOTE: For best operation of your Greenlee hydraulic-powered equipment, use Greenlee hydraulic oil only. (Do not use hydraulic brake fluid, shock absorber fluid, alcohol, glycerine, castor oil or other non-specified fluid—as they reduce performance and can cause damage to pumps and equipment.) Use of improper fluids waives the guarantee on Greenlee hydraulic equipment.

International Tel: +1.815.397.7070
Fax: +1.815.397.9247

Canada Tel: 800.435.0786
Fax: 800.524.2853

USA Tel: 800.435.0786
Fax: 800.451.2632

Polypro General Purpose Rope



405 Rope Stand sold separately. See page 156.

- **Not for cable pulling.** See the ropes listed with cable pullers for recommended cable pulling ropes.
- Highly-visible, bright yellow with green runner, excellent for roping off areas on construction sites.
- Rot and mildew resistant.
- Weather resistant.
- Economical general purpose rope.



ROPE DIAMETER	ROPE LENGTH		CAT. NO.	UPC NO.	AVERAGE		WEIGHT	
					BREAKING STRENGTH		LBS.	kg.
3/16" (4.8 mm)	250'	76 m	408	21467	720 lbs.	3.2 kN	3	1.4
	600'	182 m	409	21468	720 lbs.	3.2 kN	6	2.7
1/4" (6.4 mm)	250'	76 m	412	21471	1130 lbs.	5.0 kN	4	1.8
	600'	182 m	413	21472	1130 lbs.	5.0 kN	9	4.1
	1,000'	304 m	414	21474	1130 lbs.	5.0 kN	13	5.9
3/8" (9.5 mm)	250'	76 m	417	21477	2430 lbs.	10.8 kN	9	4.1
	600'	182 m	418	21520	2430 lbs.	10.8 kN	19	8.6
1/2" (12.7 mm)	250'	76 m	421	21480	3780 lbs.	16.8 kN	15	6.8
	600'	182 m	422	21521	3780 lbs.	16.8 kN	35	15.9
5/8" (15.9 mm)	600'	182 m	424	21524	5580 lbs.	24.8 kN	55	24.9

NOTE: Rope is a very critical link in the cable pulling system. See page 155 for proper pulling rope selection.

Chain-Type Pipe Vise



- Use with a wide range of sizes of pipe or conduit.
- Built-in pipe rest.
- To prevent marring of plastic or plastic coated pipe, vise jaws can be rotated with smooth side up. Use serrated side for harder materials.
- Chain design holds pipe securely to prevent it from twisting or turning during threading.

CAT. NO.	UPC NO.	DESCRIPTION
467	27318	Chain-Type Pipe Vise

SPECIFICATIONS

Capacity	1/8" - 5" (3.2 mm x 127 mm) pipe
Weight	17 lbs. (7.7 kg)

Cutting/Threading Oil

- Premium quality, high lubricity for easier cutting and long tool life.
- Choice of light or dark.



CAT. NO.	UPC NO.	DESCRIPTION
462 B	11412	Dark Cutting/Threading Oil - 1 Pt.
462 Q	28237	Dark Cutting/Threading Oil - 1 Qt.
462 1	26096	Dark Cutting/Threading Oil - 1 Gal
462 5	26100	Dark Cutting/Threading Oil - 5 Gal
463 Q	28238	Light Cutting/Threading Oil - 1 Qt
463 1	28239	Light Cutting/Threading Oil - 1 Gal

SPECIFICATIONS

CAT. NO.	SIZE	WEIGHT
462 Q, 463 Q	1 Qt. (.9 l)	2.3 lbs. (1 kg)
462 1, 463 1	1 Gal. (3.8 l)	8.7 lbs. (4 kg)
462 5	5 Gal. (18.9 l)	40 lbs. (18 kg)