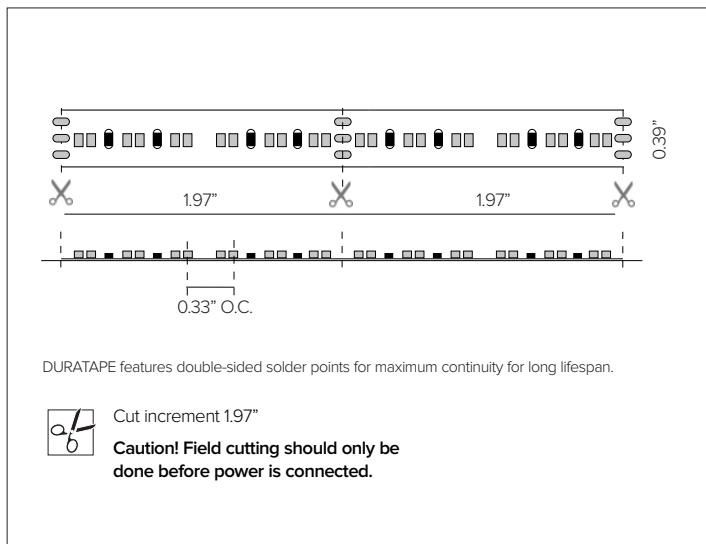
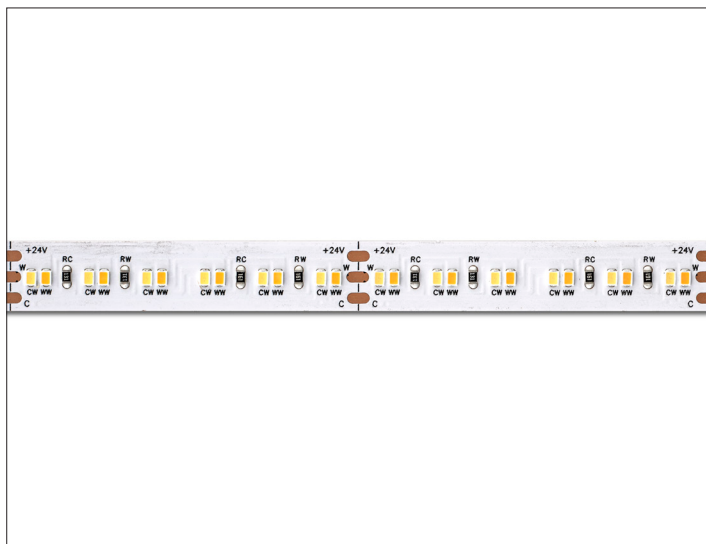


# DURATAPE TUNABLE CCT IP20

## Tunable White Strip Light



### CONCEPT

Dynamic white light is essential in environments where people remain for a long period of time, such as offices and schools. It is equally useful to create different atmospheres within the same environment such as restaurants and hospitality environments.

### MECHANICAL CHARACTERISTICS

**Materials** Features double sided solder points for maximum conductivity and durability, 3-circuit substrate for optimum heat dissipation, minimizing voltage drop while increasing run lengths per power feed, standardizing electrical flow over entire length of the strip for maximum product reliability.

**Functionality** Allows for full dynamic control of white light blends ranging from cool to warm kelvin tones, with dimming control independent of color.

**Installation** Field cuttable. Manufacturer pre-assembled to specific project lengths with factory attached end prep assemblies to be mounted or inserted into thermally protective profiles, see available options.

**Protection** IP20

### CERTIFICATIONS

cULus Class 2 Listed E471161  
 Tested in accordance with LM-79-08  
 Energy efficient for California installations.  
 RoHS compliant

### WARRANTY

5 year limited warranty

### SUSTAINABILITY

DURATAPE products are packaged with environmentally friendly materials. The strip reel is comprised of cardboard and the strip bag is produced with 80% paper materials and 20% recycled plastics necessary for anti-static packaging.

### ELECTRICAL CHARACTERISTICS

<b>Power Connection</b>	Factory attached end prep, see available options. Remote Class 2 120V-277V AC power supply required, see available options.
<b>Wattage</b>	4.3W/ft / 2 Chan (Ch 1 – color / Ch 2 – intensity)
<b>Voltage</b>	24V DC
<b>Trigger Time</b>	< 0.2s
<b>Number of cycles</b>	100,000
<b>Operating Temp.</b>	-25°C / +35°C
<b>Max Continuous Length</b>	Field trimmable every 1.97". 16ft / 4.3W/ft

### SOURCE

<b>LEDs</b>	68 LEDs/ft arranged as tight pairs of bi-colored sets		
<b>Spacing</b>	0.33" O.C.		
<b>TM30</b>	<b>CCT (Nominal)</b>	<b>CRI</b>	<b>SDCM</b>
	T1 – 1800K	90	3
	T1 – 3000K	90	3
	T2 – 2700K	90	3
	T2 – 6500K	90	3

Strip & LED Details	Model	W/LED	Delivered Lumens* 3000K	Viewing Angle
	4.3W/ft	0.06W	274Lm/ft	117°
* Meets Title 24 High efficacy rating.				
<b>Efficacy</b>	77Lm/W max. Refer to photometric graphs for specific values.			
<b>Lifetime</b>	L70/B10 >50,000hrs at max TA +25°C			

# DURATAPE TUNABLE CCT IP20

## SPECIFICATION INFORMATION

DL										
1	2	3	4	5	6	7	8	9	10	11
							REQUIRED	OPTIONAL	REQUIRED	

Ex: DLES30I27HC24 / 07UI3CBL1/PRAP-U / DDTX902C2410

1 - PRODUCT CODE	2 - TYPE	3 - WATTAGE	4 - RATING	5 - KELVIN	6 - CRI	7 - VOLTAGE
DL – DURATAPE™	TW – Tunable White	43 – 4.3W/ft	I – IP20	T1 – 1800K – 3500K T2 – 2700K – 6500K	HC – +90 CRI	24 – 24V DC
8 - END PREP CONNECTION	9 - INTERCONNECTION	10 - MOUNTING	11 - DRIVER			
REQUIRED <a href="#">See section for details</a>	OPTIONAL <a href="#">See section for details</a>	REQUIRED <a href="#">See section for details</a>	REQUIRED <a href="#">See section for details</a>			

## INSTALLATION EXAMPLES



# DURATAPE TUNABLE CCT IP20

## 8 - END PREP CONNECTION (REQUIRED)



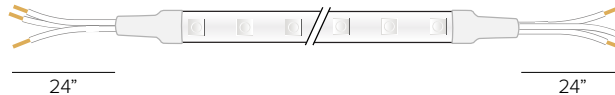
DURATAPE factory attached 3 circuit single lead wire end prep. Lead wire/dead end allows for connection to power at lead end and field trim of DURATAPE product at the other end. Translucent wire with positive/negative identification that easily blends into the mounting environments.

Part No. **07UI3CBL1**

DURATAPE additional factory attached lead wire, sold per foot. Lead wire can be field cut to desired length.

Length Per foot

Part No. **07UI3ADDCBL1**



DURATAPE factory attached 3 circuit double lead wire end prep. One end can be used for power connectivity while the other end can be used for DURATAPE interconnection. Translucent wire with positive/negative identification that easily blends into the mounting environments. **Caution: Pay attention to max run lengths and voltage drops from total lead/fold wire lengths.**

Part No. **07UI3CBL2**

DURATAPE additional factory attached lead wire, sold per foot. Lead wire can be field cut to desired length.

Length Per foot

Part No. **07UI3ADDCBL1**

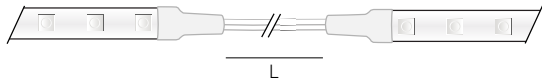
## 8 - END PREP CONNECTION (OPTIONAL)



DURATAPE crimp connectors, 3ea. Simplifies custom splice connections in the field. To be used for in-line connections, connecting to other lead wires, etc.

Part No. **07UI3ADDCON**

## 9 - INTERCONNECTION (OPTIONAL)



DURATAPE factory attached 3 circuit interconnection wire fold, white finish. **Caution: Pay attention to max run lengths and voltage drops from total lead/fold wire lengths.**

Length	1"	2"	3"	4"	6"
Part No.	<b>07UI3FOLDL-01</b>	<b>07UI3FOLDL-02</b>	<b>07UI3FOLDL-03</b>	<b>07UI3FOLDL-04</b>	<b>07UI3FOLDL-06</b>

# DURATAPE TUNABLE CCT IP20

## 10 - MOUNTING (REQUIRED)


[WEBSITE LINK](#)  
[SPEC SHEET](#)

 **UNIFORM**  
DIRECT VIEW

 **BLENDED**  
DIRECT/INDIRECT VIEW

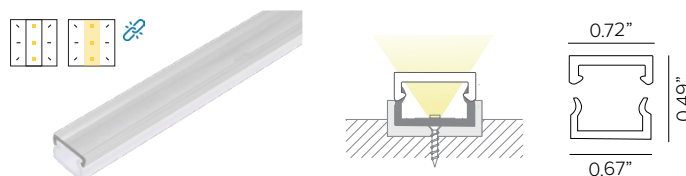
 **PIXEL**  
INDIRECT VIEW

### CLIPS AND SURFACE PROFILES



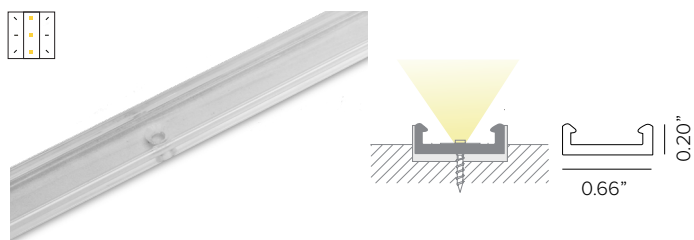
DURATAPE ES plastic mounting clip, package of 10ea. Recommended quantities per use: Straight flat run aiming upward 12" O.C. (1/ft); Curved aiming upward or wall mounted straight 6" O.C. (2/ft); Wall mounted curved or ceiling mounted 3" O.C. (4/ft).

Part No. **DL-CP-20**




Two-piece PVC mounting tube, white opaque base with cover (clear or frosted). Countersink screw holes, 12" O.C. Dimension: 48"L.

Cover Diffusion	Clear	Frosted 10%	Frosted 30%	Frosted 60%
Part No.	<b>DLW2PCC</b>	<b>DLW2PCF10</b>	<b>DLW2PCF30</b>	<b>DLW2PCF60</b>




Clear PVC "U" channel. Countersink screw holes, 12" O.C. Dimension: 96"L.

Part No. **DL-MCHAN-8**



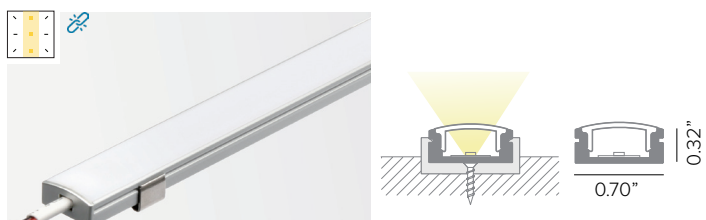
Rigid aluminum "U" channel. Countersink screw holes, 12" O.C. Dimension: 96"L.

Part No. **DLALUMU8**



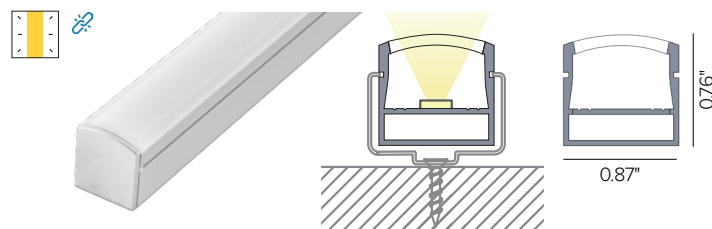
Aluminum L-Profile 1/2" x 1/2" for linear run lengths. Duratape can be mounted at either 0° or 90° mounting positions. Countersink screw holes, 12" O.C. Dimension: 96"L.

Part No. **DLALUML8**



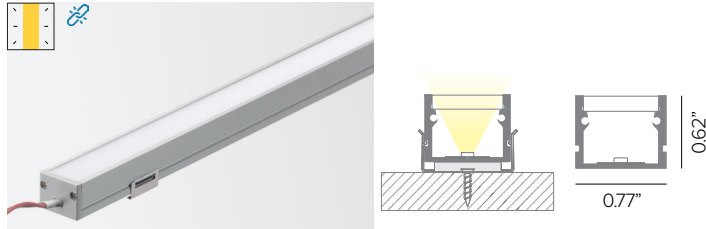
Aluminum profile with white polycarbonate lens for surface or recessed installation with limited width. Dimension: 118"L (3M). **Profile must be shipped via freight only. For efficient shipping via UPS/FedEx, lengths can be cut to 59" upon request.**

Part No. **P01B-S-PF-300**



Surface mount anodized aluminum rigid profile complete with opal translucent lens. Dimension: 79"L (2M)

Part No. **PRAP-U**



Aluminum profile with polycarbonate lens with uniform light distribution for surface or recessed with suitable clips. Dimension: 118"L (3M). **Profile must be shipped via freight only. For efficient shipping via UPS/FedEx, lengths can be cut to 59" upon request.**

Part No. **P03B-S-PF-300**

# DURATAPE TUNABLE CCT IP20

## 10 - MOUNTING CONT. (REQUIRED)

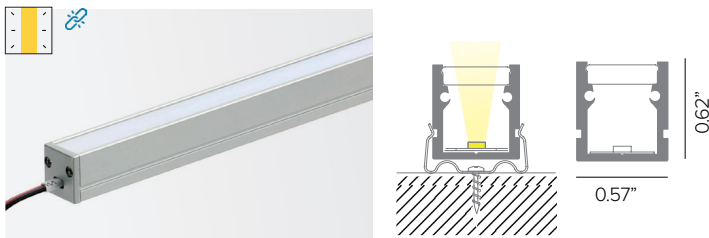
[WEBSITE LINK](#)  
[SPEC SHEET](#)

 **UNIFORM**  
DIRECT VIEW

 **BLENDED**  
DIRECT/INDIRECT VIEW

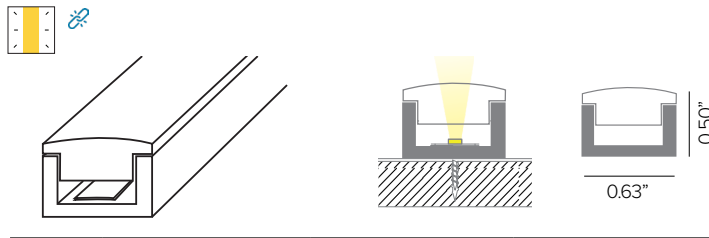
 **PIXEL**  
INDIRECT VIEW

### SURFACE PROFILES CONT.



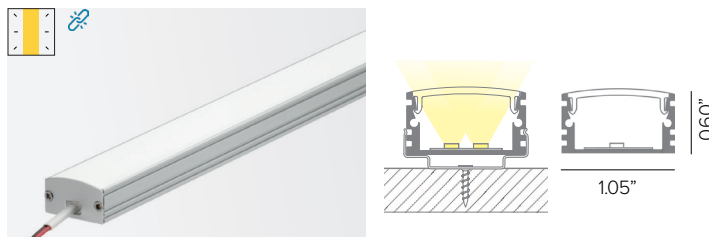
Aluminum profile with frosted polycarbonate lens for surface installation. Dimension: 79"L (2M).

Part No. **P04A-S-PF-200**



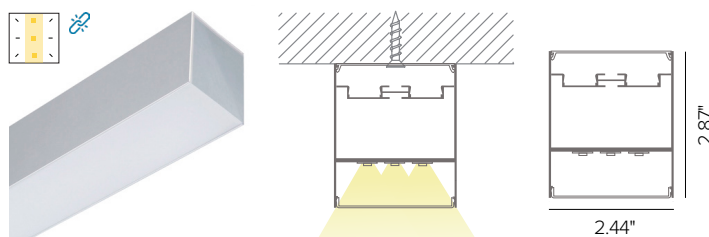
Surface mounted two-piece aluminum U-channel with opal polycarbonate lens with 6" O.C. screw holes. Snap in diffusion lens for shadowless light for continuous illumination distribution. Dimension: 72"L.

Part No. **DL-ALUM-C-6**



Aluminum profile with opal polycarbonate lens for surface or recessed with suitable clips. Dimension: 118"L (3M). **Profile must be shipped via freight only. For efficient shipping via UPS/FedEx, lengths can be cut to 59" upon request.**

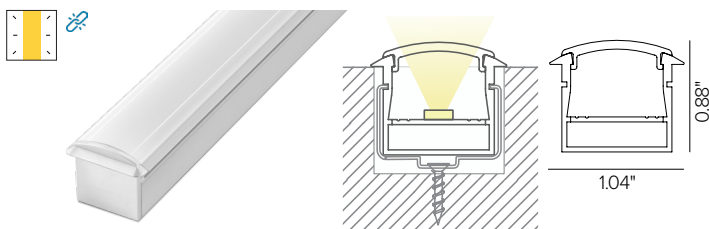
Part No. **P04B-S-PF-300**



Aluminum profile with frosted polycarbonate lens for surface mount. Dimension: 48"L.

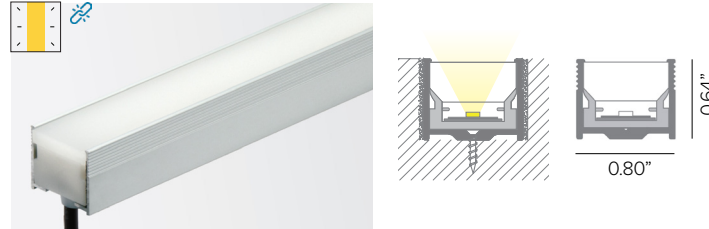
Part No. **PRDESO**

### RECESSED PROFILES



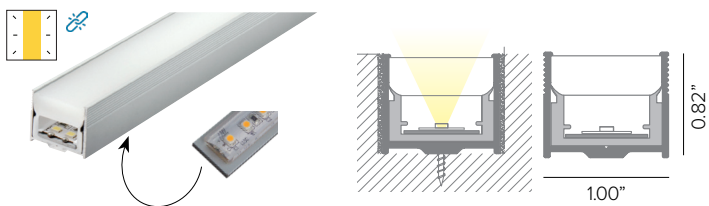
Recessed flush mount anodized aluminum rigid profile complete with opal translucent lens. Dimension: 79"L (2M)

Part No. **PRIN-U**



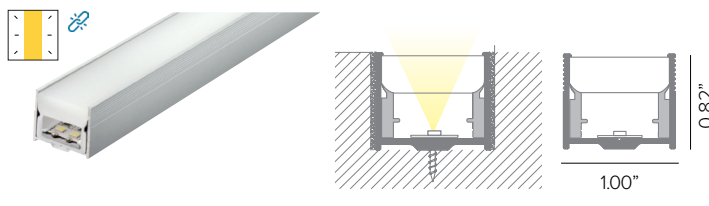
Aluminum high impact walk over rated profile with frosted polycarbonate lens for recessed installation. Dimension: 118"L (3M). **Profile must be shipped via freight only. For efficient shipping via UPS/FedEx, lengths can be cut to 59" upon request.**

Part No. **P03E-S-PF-300**



Rigid high impact three part profile with aluminum channel, white polycarbonate insert (base and side walls) with frosted top diffuser lens and aluminum track to insert strip for recessed walk over installation. Dimension: 39"L (1M)

Part No. **PRINTC-G**



Rigid high impact two part profile with aluminum channel and white polycarbonate insert (side walls) with frosted top diffuser lens for surface or recessed mounting. Dimension: 39"L (1M)

Part No. **PRINTC-GUS**

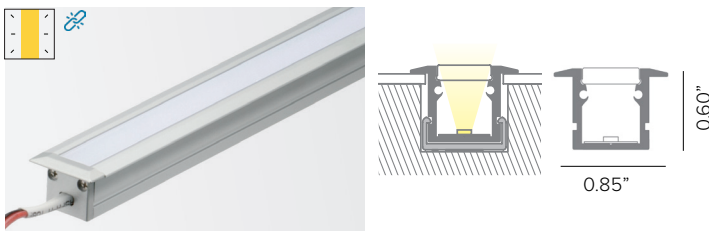
# DURATAPE TUNABLE CCT IP20

## 10 - MOUNTING CONT. (REQUIRED)

[WEBSITE LINK](#)  
[SPEC SHEET](#)

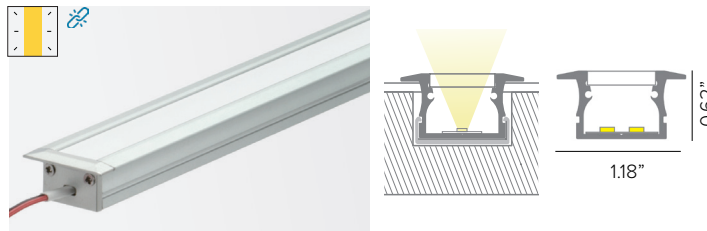


### RECESSED PROFILES CONT.



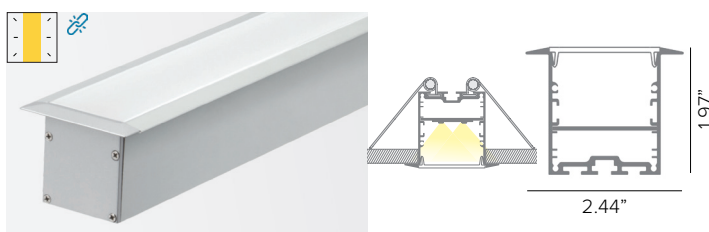
Aluminum profile with frosted polycarbonate lens for recessed installation. Dimension: 118"L (3M). **Profile must be shipped via freight only. For efficient shipping via UPS/FedEx, lengths can be cut to 59" upon request.**

Part No. **P03H-S-PF-300**



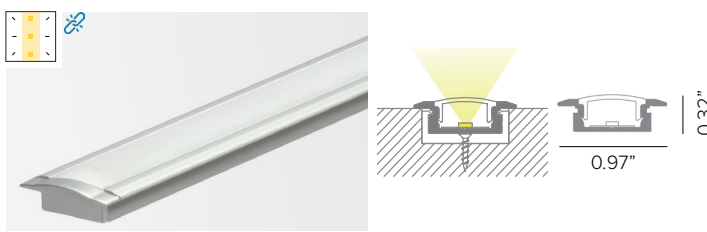
Aluminum profile with frosted polycarbonate lens for recessed installation. Dimension: 118"L (3M). **Profile must be shipped via freight only. For efficient shipping via UPS/FedEx, lengths can be cut to 59" upon request.**

Part No. **P04H-S-PF-300**



Aluminum profile with opal polycarbonate lens for recessed installation. Dimension: 118"L (3M). **Profile must be shipped via freight only. For efficient shipping via UPS/FedEx, lengths can be cut to 59" upon request.**


Part No. **P08D-S-PF-300**



Aluminum profile with opal polycarbonate lens for recessed installation with limited width. Dimension: 118"L (3M). **Profile must be shipped via freight only. For efficient shipping via UPS/FedEx, lengths can be cut to 59" upon request.**


Part No. **P02H-S-PF-300**

### TRIMLESS MUD-IN PROFILES



Recessed trimless mud-in flush aluminum profile with frosted polycarbonate lens. Dimension: 118"L (3M). **Profile must be shipped via freight only. For efficient shipping via UPS/FedEx, lengths can be cut to 59" upon request.**

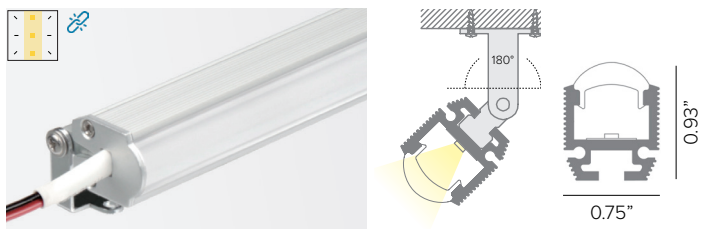
Part No. **P05B-S-PF-300**



Recessed trimless mud-in aluminum profile with opal polycarbonate lens for installation in plasterboard. Dimension: 79"L (2M)

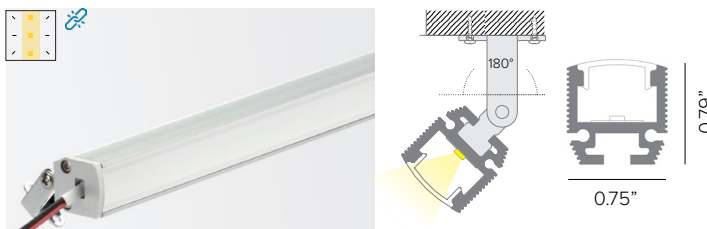
Part No. **PRINCG**

### ADJUSTABLE PROFILES



Surface mount adjustable aluminum profile with frosted PMMA lens. Lens shape creates narrower illumination. Lens shape creates narrower illumination. Dimension: 118"L (3M). **Profile must be shipped via freight only. For efficient shipping via UPS/FedEx, lengths can be cut to 59" upon request.**

Part No. **P03C-S-PF-300**



Surface mount adjustable aluminum profile with opal polycarbonate lens. Dimension: 118"L (3M). **Profile must be shipped via freight only. For efficient shipping via UPS/FedEx, lengths can be cut to 59" upon request.**

Part No. **P02C-S-PF-300**

# DURATAPE TUNABLE CCT IP20

## 10 - MOUNTING CONT. (REQUIRED)


[WEBSITE LINK](#)  
[SPEC SHEET](#)

 **UNIFORM**  
DIRECT VIEW

 **BLENDED**  
DIRECT/INDIRECT VIEW

 **PIXEL**  
INDIRECT VIEW

### ANGLED PROFILES



Two-piece 45° PVC mounting tube; white opaque base with cover (clear or frosted). Countersink screw holes, 12" O.C. Dimension: 48"L

Base Part No. **DLW45MCH-4**

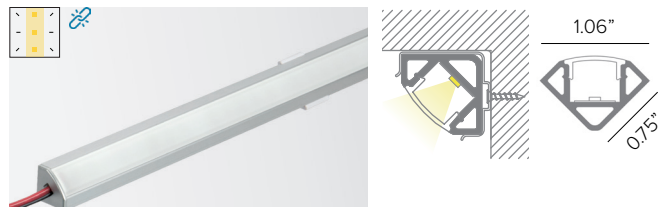
Cover Diffusion Clear Frosted 10% Frosted 30% Frosted 60%

Cover Part No. **DLW45CVR4-C DLW45CVR4-F10 DLW45CVR4-F30 DLW45CVR4-F60**



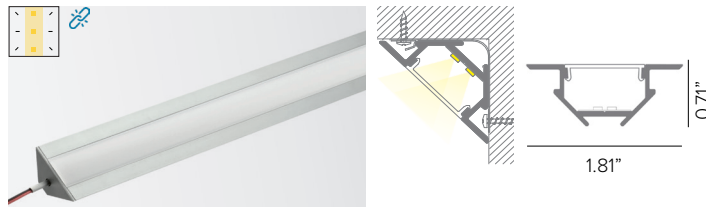
45° anodized aluminum rigid profile complete with opal translucent lens. Dimension: 79"L (2M)

Part No. **PRAN-U**




45° aluminum profile with opal polycarbonate lens for surface or recessed corner applications. Dimension: 118"L (3M). **Profile must be shipped via freight only. For efficient shipping via UPS/FedEx, lengths can be cut to 59" upon request.**

Part No. **P03F-S-PF-300**



Aluminum profile with opal polycarbonate lens for surface in 90° angles. Dimension: 118"L (3M). **Profile must be shipped via freight only. For efficient shipping via UPS/FedEx, lengths can be cut to 59" upon request.**

Part No. **P04F-S-PF-300**



Fixed 30° angled aluminum profile opal polycarbonate lens for surface installation. Dimension: 118"L (3M). **Profile must be shipped via freight only. For efficient shipping via UPS/FedEx, lengths can be cut to 59" upon request.**

Part No. **P04C-S-PF-300**



# DURATAPE TUNABLE CCT IP20

## 10 - MOUNTING CONT. (REQUIRED)

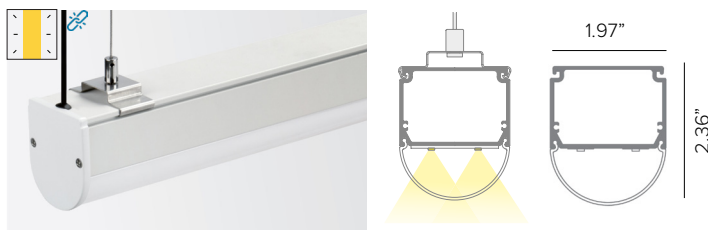
[WEBSITE LINK](#)  
[SPEC SHEET](#)

 **UNIFORM**  
DIRECT VIEW

 **BLENDED**  
DIRECT/INDIRECT  
VIEW

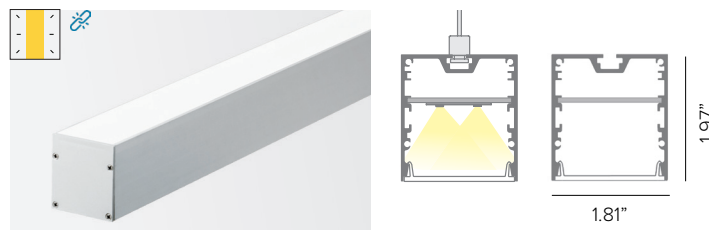
 **PIXEL**  
INDIRECT VIEW

### SUSPENDED PROFILES



Aluminum profile with domed 180° opal polycarbonate lens for suspension installation. Dimension: 118"L (3M). **Profile must be shipped via freight only. For efficient shipping via UPS/FedEx, lengths can be cut to 59" upon request.**

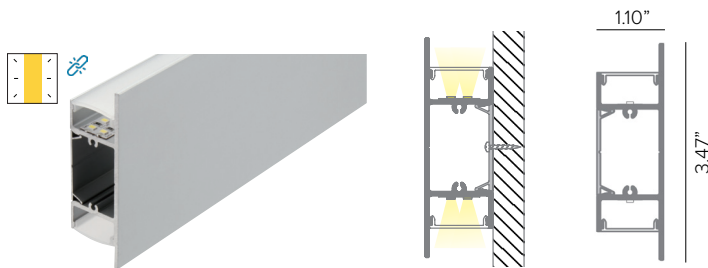
Part No. **P07A-S-PF-300**



Aluminum profile with opal polycarbonate lens for suspension installation. Dimension: 118"L (3M). **Profile must be shipped via freight only. For efficient shipping via UPS/FedEx, lengths can be cut to 59" upon request.**

Part No. **P01L-S-PF-300**

### WALL MOUNT PROFILE



Wall mount aluminum profile with two opal polycarbonate lenses for direct/indirect illumination. Dimension: 118"L (3M). **Profile must be shipped via freight only. For efficient shipping via UPS/FedEx, lengths can be cut to 59" upon request.**

Part No. **P06A-S-PF-300**



# DURATAPE TUNABLE CCT IP20


## 11 - POWER SUPPLY (REQUIRED)

ENCLOSURE								
Part No.	Wattage	Control	Dim Range	Rating	In / Out Voltage	Certification	Dimensions (Enclosure)	Description
<b>DDTI902C2410</b>	90W	0-10V 2 Chan	0%	NEMA1	120-277V / 24V	UL Class 2	8.5" x 4" x 1.5"	AmbienTech electronic driver.
<b>DEDDI1001242CDMX</b>	100W	DMX 2 Chan	0%	NEMA1	120-277V / 24V	UL Class 2	12" x 12" x 4"	EldoLED LINEARdrive electronic driver.
<b>DEDDI2002242CDMX</b>	2X100W	DMX 2 Chan	0%	NEMA1	120-277V / 24V	UL Class 2	12" x 12" x 4"	EldoLED LINEARdrive electronic driver.

### MAX INTERCONNECTED TAPE LENGTHS PER DRIVER

Fixture Wattage	Driver Wattage		
	90W	100W	2x100W
4.3W	18FT	20FT	(2) 20FT

## 12 - CONTROL (OPTIONAL)

Part No.	Channels	Scenes	Zones	Rating	Voltage	Certification	Dimensions	Description	
<b>SWITCH23</b>		2	6	1	Indoor	12-24V DC	UL	4.73"H x 2.95"W x 1.15"D	CCT Touch DMX512 Wall Control Panel with Sensitive Glass Touch Panel, White Finish

## PHOTOMETRY

IES FILES SHOWN AT 1M (3.28FT) LENGTHS

IES File	Imax=316cd/klm	3000K	H(m)	D(m)	Emax(lx)	
		Ra90	117°			
950248	Imax=316cd/klm	10W	1	3.25	284	
		Source Flux	900lm	2	6.50	71
		Fixture Flux	900lm	3	9.74	32
		Efficacy	94lm/W	4	12.99	18
		Imax	284cd	5	16.24	11