

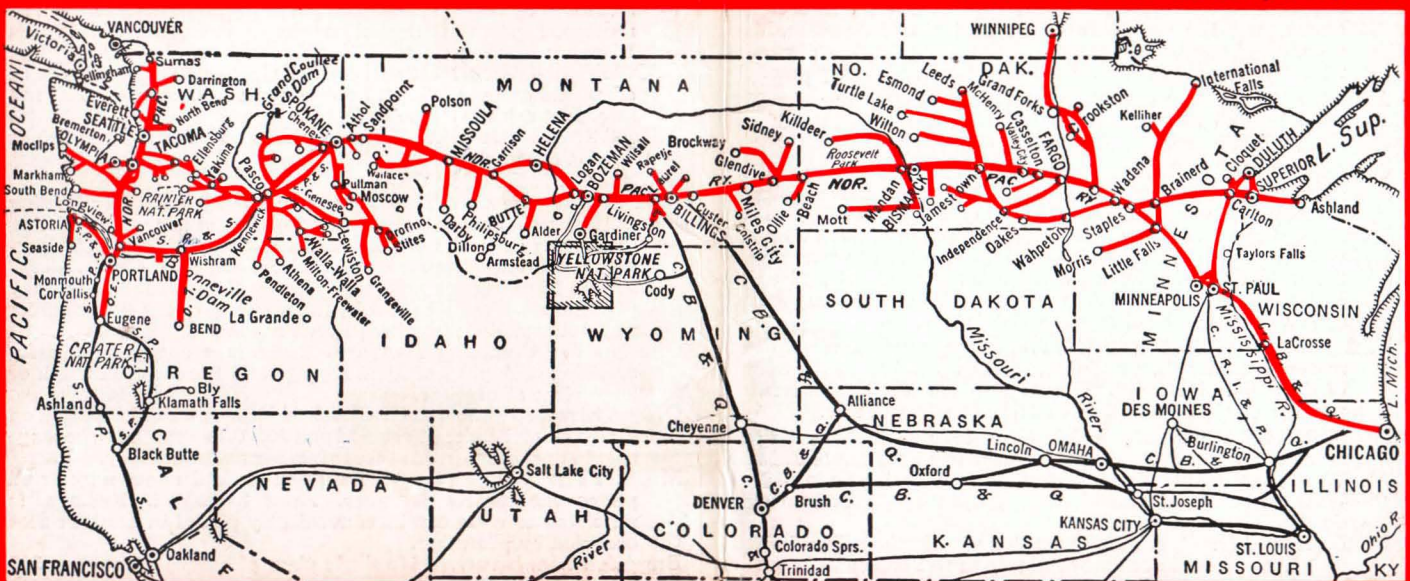
# NORTHERN PACIFIC RAILWAY CO.



# TIME TABLE

ALL SCHEDULES SHOWN IN STANDARD TIME


Spring and Summer—Issued April 24, 1966



industry



ranching




lumbering

ROUTE OF THE

*Streamlined*  
**MAINSTREETER**.....  
*Scenic Route*  
to the  
*Pacific Northwest*

*Vista-Dome*  
**NORTH COAST**  
**LIMITED**

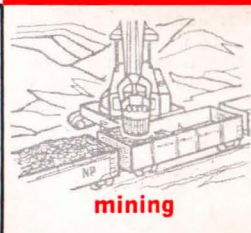
- Stewardess Nurse
- Vista-Domes
- Slumbercoach
- Pullmans




scenery




vacationing




mining



petroleum



skiing



dude ranching



fishing

## Table of Contents . . . Page

Baggage Information . . . . .	1
Clergy . . . . .	16
Connections at Terminals . . . . .	20 to 23
Dining Car Service . . . . .	4
Equipment of Trains . . . . .	5, 6, 7, 16
Family Fares . . . . .	7
Free Baggage Carts . . . . .	18
Freight Schedules, Condensed . . . . .	26
General Information . . . . .	1

Map of Northern Pacific System . . . . .	13, 14
Northern Pacific Representatives . . . . .	27
Optional Routes on Tickets . . . . .	1
Pullman Fares . . . . .	23, 24
Rail-Auto Service . . . . .	12
Rail Fares . . . . .	24, 25, 26
Reserved Coach Seat Charges . . . . .	8
Slumbercoach Charges . . . . .	24
Station Index, with altitudes . . . . .	2 to 4

Station Mail Boxes . . . . .	7
Station Restaurants . . . . .	9
Steamship Service . . . . .	20
Stopover Privileges . . . . .	1
Train Schedules (Complete) . . . . .	9 to 20
Train Schedules (Condensed) . . . . .	5, 6
Transfer Arrangements in Chicago . . . . .	11
Travel on Credit . . . . .	26
Yellowstone Park Service . . . . .	19

## General Information for Travelers . . .

**TIME ZONES.** The Northern Pacific Railway operates in three time zones, Central, Mountain and Pacific. The points of change on the main line are at Mandan, N. Dak., and Paradise, Montana. Westbound travelers move their watches back one hour and when traveling east, ahead one hour at each of these points.

**AIR-CONDITIONED CARS.** All equipment regularly assigned to those trains so indicated in this folder, is air-conditioned and every effort is made to provide the cars as specified.

**CHILDREN'S FARES.** Children under five years of age, when accompanied by parent or guardian, will be carried free of charge. Children five years of age and under twelve years of age will be charged one-half of the adult fares. Children of five and under twelve years of age who are not mature enough to take care of themselves when traveling alone must not be ticketed unless accompanied by parent or guardian. Children twelve years of age and over will be charged the adult fare.

**USE TICKETS WITHIN LIMIT.** Passengers must reach destination not later than midnight of date punched in the margin of tickets, or indicated. One-way tickets will be honored for passage within six months in addition to date of sale.

**HONORING OF TICKETS—Via Seattle.** All tickets reading via Northern Pacific from Spokane, Wash., or points east to Tacoma, Wash., and points south thereof, will be honored via Seattle, Wash., without additional charge, upon application to Conductor.

**Optional Routes.** Tickets reading via Northern Pacific Railway from points in or east of Montana to Portland, Oregon, or to points beyond, will be honored at option of passengers via the Northern Pacific Railway to Pasco or Spokane, thence via Spokane, Portland & Seattle Railway to Portland and vice versa. **All Round-Trip Tickets** from or to the following territory reading via Northern Pacific Railway to Spokane or Pasco, thence via Spokane, Portland and Seattle Railway to Portland, or via Portland to points beyond or the reverse, will be honored at option of passengers via Northern Pacific Railway through Seattle or Tacoma.

- Tickets from or to points on the Northern Pacific Railway, Missoula, Montana, and East.
- Tickets routed via Billings, Mont., from, to or via Chicago, St. Louis, Memphis or New Orleans.

The above arrangements do not apply on tickets to or from points in British Columbia or Washington.

Tickets reading via S. P. & S. Ry. from Spokane, Wash., to Pasco, Wash., or beyond, or vice versa, will be honored at option of passengers via Northern Pacific Railway between Spokane and Pasco.

Tickets reading via Northern Pacific Railway, Great Northern Railway or Union Pacific Railroad to or from any point, Seattle to Portland, inclusive, will be honored on trains of any of these railways on the joint line.

Tickets reading via Northern Pacific Ry. or Great Northern Ry. between St. Paul-Minneapolis and Duluth-Superior will be honored on the trains of either of these lines.

Tickets reading via Northern Pacific Railway will be honored on buses of Northern Pacific Transport Company.

**ADJUSTMENT OF FARES.** In cases of misunderstanding with conductors or agents, passengers should pay fare required, take receipt and communicate with H.C. Hoving, Manager Passenger and Station Accounting, Northern Pacific Ry., St. Paul 1, Minn.

**REDEMPTION OF TICKETS.** Wholly unused tickets will be redeemed by selling agent. Unused or partly used tickets will be redeemed under tariff regulations on application to H. C. Hoving, Manager Passenger and Station Accounting, St. Paul 1, Minn.

**STOPOVERS.** Your Northern Pacific ticket permits stopover at all points enroute, within limit of ticket, at no additional rail fare. Just ask the train conductor.

**TELEGRAPH SERVICE.** Western Union messages accepted at all stations.

### BAGGAGE INFORMATION—

**Liberal Baggage Checking Allowance.** Each passenger holding full fare ticket may check up to 150 pounds of baggage consisting of wearing apparel, toilet articles (except liquid) and other personal effects necessary for their comfort and convenience. Allowance is 75 pounds on half fare tickets and 300 pounds on family plan tickets. Baggage must be the property of the ticket holder and not intended for other persons or for sale.

**Charges for Checking Baggage.** There is a charge of 25c for checking each piece of hand luggage and 50c for each trunk or large piece of baggage.

**Only A Limited Amount of Checked Baggage** will be carried on North Coast Limited Trains 25 and 26. When practical, baggage should be checked in advance to insure prompt delivery.

**Mark Your Baggage.** All baggage should show name and permanent address of owner. Hand baggage in Pullmans is restricted to what can be conveniently placed in berth or seat occupied by passenger.

**Baggage Maximums.** No single piece of baggage exceeding 300 pounds in weight or exceeding \$2500.00 in value will be checked.

**Baggage Insurance.** A charge of twenty-five cents only is made for each hundred dollars value declared above \$100 for baggage checked for each adult passenger and above \$50 for each child traveling on half fare ticket. The limit of baggage which may be insured on a single ticket is \$2500.

A policy insuring your baggage and personal effects from beginning to end of a journey—anywhere in the world—can be purchased at principal Northern Pacific Railway Offices. Coverage, under St. Paul Fire and Marine Insurance Company, is liberal and rates are low. Minimum premium 50 cents.

**Limited Liability.** Excess value of baggage must be declared and paid for at time of checking.

Liability for loss of baggage handled by Red Caps is limited to \$25.00 per bag or parcel unless greater value is declared in writing at the time of service and the charge of 10c per \$100 paid. No responsibility will be accepted for baggage handled by Red Caps of value in excess of \$500.00.

Bicycles (not motorcycles), baby carriages, dogs and guns are carried in baggage cars subject to tariff regulations.

**LOST ARTICLES** should be inquired for from the Manager, Baggage and Express Traffic, Northern Pacific Railway, St. Paul 1, Minn. No responsibility is assumed for unchecked articles left in stations or cars.

**NOTE**—This folder has been compiled with care, but may contain errors. Furthermore, it is sometimes necessary to change schedules without notice, trains shown are sometimes unavoidably delayed and connections missed, on occasion, for reasons beyond our control, it may be necessary to use substitute equipment instead of regularly assigned cars. We hope none of our patrons will be inconvenienced by any of these causes, but the Railway Company will not be liable therefor.



INDEX TO STATIONS—Continued

Table with multiple columns listing station names, table numbers, and altitudes. Includes entries for locations like Jacobson, Wash., Littlefork, Minn., and various states across the US.

†Station is located on line indicated by the table number, but not shown in the table in the folder. §No passenger service—Line not shown in this folder. ©Freight service only.

## INDEX TO STATIONS—Continued

Table No.	Altitude	Table No.	Altitude	Table No.	Altitude	
Trout Creek, Mont. . . . .	4 2367	Walker, Minn. . . . .	12 1319	Wibaux, Mont. . . . .	2 2661	
Troy, Ida. . . . .	30 2463	Walker, Wash. . . . .	12 490	Wickersham, Wash. . . . .	276	
Tualatin, Ore. . . . .	121	Wallace, Ida. . . . .	2731	Wilbur, Wash. . . . .	2167	
Tucker, Mont. . . . .	28 3407	WallaWalla, Wash. . . . .	956	Wilburton, Wash. . . . .	125	
Tulips, Wash. . . . .	22	Wall Lake, Minn. . . . .	1287	Wilkeson, Wash. . . . .	805	
Turtle Lake, N. D. . . . .	1878	Wallula, Wash. . . . .	321	Wilkesboro, Ore. . . . .	211	
Turtle River, Minn. . . . .	12 1344	Walum, N. D. . . . .	1433	Willapa, Wash. . . . .	36	
Tuscar, Mont. . . . .	4 2284	Wapato, Wash. . . . .	6 857	Willis, Mont. . . . .	3655	
Tusler, Mont. . . . .	3 2329	Warden, Wash. . . . .	8	Willow Creek, Mont. . . . .	4151	
Tuttle, N. D. . . . .	1860	Ward		Willows, Wash. . . . .	38	
Twin Bridges, Mont. . . . .	21 4632	Springs, Minn. . . . .	1224	Wilsall, Mont. . . . .	5039	
Twin Valley, Minn. . . . .	13 1085	Warm Springs, Mont. . . . .	4 4821	Wilsonville, Ore. . . . .	142	
Ulen, Minn. . . . .	13 1156	Warren, N. D. . . . .	924	Wilton, N. D. . . . .	2151	
Ulmer, Mont. . . . .	3 2380	Warrenton, Ore. . . . .	6	Windust, Wash. . . . .	499	
Umtanum, Wash. . . . .	6 1349	Warwick, Wash. . . . .	7 1560	Windsor, N. D. . . . .	2 1844	
Underwood, Minn. . . . .	6 1343	Washougal, Wash. . . . .	7 51	Wing, N. D. . . . .	1885	
Underwood, Wash. . . . .	7 107	Washtucna, Wash. . . . .	7 1070	Winlock, Wash. . . . .	6a 307	
Union Gap, Wash. . . . .	6 980	Watab, Minn. . . . .	11 1046	Winnipeg, Man. . . . .	13 773	
Union Mill, Wash. . . . .	5 173	Watasco, Minn. . . . .	979	Winona, Minn. . . . .	11	
Uniontown, Wash. . . . .	3 2559	Wauka, Ore. . . . .	92	Winston, Mont. . . . .	4 4350	
University, Wash. . . . .	70	Waukanha, Minn. . . . .	12 1191	Wisbram, Wash. . . . .	7 173	
Upton, Wyo. . . . .	81	Weed, Mont. . . . .	4 5112	(Fallbridge) . . . . .	7 173	
Urbana, N. D. . . . .	2 1476	Weeksville, Mont. . . . .	5 2450	Wisner, Minn. . . . .	12 1190	
Vader, Wash. . . . .	6a 142	Weikel, Wash. . . . .	1 1483	Witherow, Minn. . . . .	11 1046	
Vale, Wash. . . . .	51 674	Weich, Mont. . . . .	4 5678	Woodinville, Wash. . . . .	3 40	
Vale City, N. D. . . . .	2 1224	Welland, Wash. . . . .	3 948	Woodland, Wash. . . . .	6a 34	
Vancouver, B. C. . . . .		Wellington, Col. . . . .	9 5204	Woodlin, Mont. . . . .	51 2462	
(N. P. to Seattle)		Wendover, Wyo. . . . .	9 4445	Woods, N.D. . . . .	9 952	
Vancouver, Wash. . . . .	5, 6a, 7	Wentworth, Wis. . . . .	940	Woodworth, N.D. . . . .	3 2016	
Vancouver		Werner, N. D. . . . .	2093	Worden, Mont. . . . .	3 2962	
Jct., Wash. . . . .	6a 43	West Duluth, Minn. . . . .	10 638	Wrenshall, Minn. . . . .	10 11 1044	
Vansycle, Ore. . . . .	3 1404	West End, Mont. . . . .	3 5543	Wright, Minn. . . . .	11 1301	
Vashit, N. D. . . . .	3 1566	West Fargo, N.D. . . . .	1 906	Wrights, Wash. . . . .	7 288	
Veazey, Wash. . . . .	3 744	Westfall, Mont. . . . .	2823	Wymmer, Wash. . . . .	61 1295	
Velox, Wash. . . . .	51 2038	Westport, Minn. . . . .	1333	Wyndmere, N. D. . . . .	3 1060	
Verndale, Minn. . . . .	11 1349	Westport, Ore. . . . .	21	Wyola, Mont. . . . .	81	
Verona, N.D. . . . .	3 1386	Westport, Wash. . . . .	279	Wyoming, Minn. . . . .	10 902	
Victor, Mont. . . . .	28 3361	West Woodburn, Oregon . . . . .	179	Yakima, Wash. . . . .	6 1068	
Villard, Minn. . . . .	3 1359	Wetico, Wash. . . . .	3 998	Yardley, Wash. . . . .	51 1947	
Vining, Minn. . . . .	3 1387	Wheatland, N. D. . . . .	2 998	Vates, Mont. . . . .	2 2755	
Virginia City, Mont. . . . .	21 1387	Wheat Basin, Mont. . . . .	3 3941	Vegen, Mont. . . . .	3, 25 3219	
Vista, Wash. . . . .	6 558	Wheeler, Wash. . . . .	3 1278	Yellevit, Wash. . . . .	7 330	
Voss, N. D. . . . .	13 838	Wheelock, Minn. . . . .	11 1216	Yellowstone Nat'l Park . . . . .	(Page 19)	
Waco, Mont. . . . .	3 2790	Whelan, Wash. . . . .	30 2510	Yelm, Wash. . . . .	3 348	
Wabash, Wash. . . . .	3 204	Whitcomb, Wash. . . . .	7 265	York, Neb. . . . .	8 3429	
Wadena, Minn. . . . .	1 1351	White Bear Lake, Minn. . . . .	10 938	Younts Point, Mont. . . . .	3 3429	
Wahkiakus, Wash. . . . .	7 520	Whitehall, Mont. . . . .	4, 21 4356	Ypsilanti, N. D. . . . .	3 1385	
Wahpeton, N. D. . . . .	3 962	White Pine, Mont. . . . .	5 2392	Zap, N. D. . . . .	1843	
Waitsburg, Wash. . . . .	3 1282	White Swan, Wash. . . . .	3 972	Zillah, Wash. . . . .	P. 12 809	
		Whites, Wash. . . . .	3 166			

†Station is located on line indicated by the table number but not shown in the table of the folder.      ⊙Freight service only.  
§No passenger service—Line not shown in this folder.

## PLANNED TOURS

Carefree travel, with all reservations made in advance, including hotel rooms, if you wish. For information about tours, or independent travel to—

Yellowstone Park	Alaska
(independent or escorted)	Dude Ranch Vacations
Pacific Northwest	Big Game Hunting
Canadian Rockies	Northwest National Parks
California	Ski Vacations (mountains)
Hawaii	Northwest City Sightseeing

Write to: Leonard Holmstrom  
Northern Pacific Railway  
St. Paul, Minn. 55101

## TO SUPPLEMENT REGULAR DINING CAR SERVICE . . .

SNACKS, SELECT MEALS and a la carte service are available at moderate prices in the buffet of Traveller's Rest Car on the North Coast Limited. Continuous service after 7:00 am.

For example: Breakfasts \$1.35 to \$2.00; Luncheons and Dinners \$2.10 to \$2.50; Sandwiches 35¢ to \$1.25; Coffee (pot) 30¢; Tea (pot) 25¢; Milk 20¢

## "Famously Good" FOOD

Below are shown some typical table d'hote meals served in Dining Cars on the North Coast Limited. In addition, there is a wide variety of a la carte dishes, popularly priced.



## CLUB BREAKFASTS—\$1.80 to \$2.35

Example of \$2.15 Breakfast

Choice of One				
Chilled Fruit Juice				
or				
Dry or Cooked Cereal with Cream				
{ French Toast with Bacon				
{ Corned Beef Hash with Poached Egg				
{ Omelet (3 eggs) with Fresh Mushrooms				
Hot Bran Muffins	Butter	Toast (Dry or Buttered)		
Coffee	Tea	Postum	Milk	

## LUNCHEON—\$3.00

Chicken ala Reine Soup	or	Vegetable		
Broiled Fresh Fish in Season				
Baked Meat Loaf, Creole				
Whipped Potatoes	Green Peas au Berre			
Combination Salad				
Luuncheon Roll, Butter				
Pudding				
Coffee	Tea (hot or iced)	Postum	Milk	

## PLATE LUNCHEON—\$2.60

Spare Ribs with Sauerkraut	or	Broiled Fresh Fish in Season		
Steamed Potato				
Buttered Baby Beets				
Head Lettuce, Dressing				
Luncheon Roll, Butter		Sherbet		
Coffee	Tea	Milk		

## SALAD SUGGESTION—\$1.95

N. P. Combination Salad, N. P. French Dressing				
Ry-Krisp	Freshly Baked Apple Pie	Hol-Ry		
Coffee	Tea (Hot or Iced)	Milk		

## DINNER

French Onion Soup	or	Chilled Grape Juice		
Celery, Green Olives		Pickled Mushrooms		
Broiled Fresh Fish in Season . . . . .				\$3.35
Roast Choice Ribs of Beef, au Natural . . . . .				\$4.15
Broiled Frenched Lamb Chops, Minted Pear . . . . .				\$3.95
N. P. Big Baked Potato	Buttered Fresh Asparagus			
Lettuce and Tomato Salad, N. P. French Dressing				
Apple Pie	Hot Blueberry Muffins	Vanilla Ice Cream		
Natural Swiss Cheese, Toasted Crackers				
Coffee	Tea	Milk		
BROILED CHOICE SIRLOIN STEAK (16 oz.)				
FRESH MUSHROOMS WITH ABOVE DINNER—\$5.50				

## PLATE DINNER—\$2.60

Carved Turkey, Banquet Style	or	Broiled Fresh Fish in Season		
Au Gratin Potatoes				
Choice of Two { Peas and Carrots				
{ Grapefruit and Lettuce Salad				
Dinner Roll, Butter	Rice and Raisin Custard	Pudding		
Coffee	Tea (Hot or Iced)	Milk		

## SPECIAL MENUS FOR CHILDREN

Club Breakfasts, 85c to \$1.05  
Club Luncheons, 85c to \$1.05; Club Dinners, 90c to \$1.10  
Also a variety of Special a la carte items

# The Vista-Dome NORTH COAST LIMITED—

No. 25—Daily—West Example of Daily Service		Miles	Completely Air-Conditioned, Wire-Recorded Music, Controlled Radio Reception, Stewardess-Nurse Service	No. 26—Daily—East Example of Daily Service	
Central Time					
Sunday	12 20 pm	0	Lv..CHICAGO (C. B. & Q.)..Ar.	* 1 45 pm	Tuesday
"	7 05 pm	427	Ar.....St.PAUL.....Lv.	* 7 00 am	"
"	7 30 pm	0	Lv..St. PAUL, via N. P. Ry..Ar.	6 40 am	"
"	7 55 pm	11	Ar.....MINNEAPOLIS.....Lv.	6 15 am	"
"	8 05 pm	11	Lv.....MINNEAPOLIS.....Ar.	6 10 am	"
"	6 25 pm	0	Lv.....DULUTH.....Ar.	6 57 am	Tuesday
"	6 36 pm	4	Lv.....SUPERIOR.....Ar.	6 45 am	"
Monday	11 55 pm	252	Ar.....Fargo.....Ar.	1 35 am	Tuesday
"	1 37 am	344	Ar.....Jamestown.....Lv.	12 03 am	"
"	3 20 am	446	Ar.....Bismarck.....Lv.	10 14 pm	Monday
Mountain Time					
"	2 37 am	451	Ar.....Mandan.....Ar.	8 58 pm	"
"	4 28 am	552	Ar.....Dickinson.....Lv.	7 14 pm	"
"	6 22 am	657	Ar.....Glendive.....Lv.	5 16 pm	"
"	7 50 am	735	Ar.....Miles City.....Lv.	3 45 pm	"
"	8 49 am	781	Ar.....Forsyth.....Lv.	2 57 pm	"
"	10 34 am	882	Ar.....Billings.....Lv.	1 12 pm	"
Yellowstone Park Gateways					
Billings-Red Lodge—See Table 25					
Billings-Cody—See Table 25A					
Livingston-Gardiner—See Table 24					
"	12 42 pm	998	Ar.....Livingston.....Lv.	11 06 am	"
"	1 37 pm	1023	Ar.....Bozeman.....Lv.	10 11 am	"
Monday	b 3 40 pm	1120	Ar.....Helena.....Lv.	b 7 40 am	Monday
Monday	4 04 pm	1117	Ar.....Butte.....Lv.	7 45 am	Monday
"	6 19 pm	1237	Ar.....Missoula.....Lv.	5 18 am	"
Pacific Time					
"	10 32 pm	1495	Ar.....Spokane.....Lv.	10 45 pm	Sunday
Tuesday	1 36 am	1640	Ar..PASCO via N. P. Ry..Lv.	7 50 pm	"
"	3 56 am	1730	Ar.....YAKIMA.....Lv.	5 50 pm	"
"	4 54 am	1766	Ar.....ELLENSBURG.....Lv.	4 44 pm	"
"	8 15 am	1891	Ar. SEATTLE (King St. Sta.) Lv.	1 30 pm	"
"	b 8 15 am	1888	Ar.....TACOMA.....Lv.	b 1 15 pm	Sunday

b—Connection is bus operated.

\*—15 minutes later between St. Paul-Chicago before June 3 and after Sept. 14.

### Spokane-Portland

Monday	10 45 pm	0	Lv..Spokane (N. P. Ry.)..Ar.	10 30 pm	Sunday
Tuesday	2 40 am	145	Lv..Pasco (S. P. & S. Ry.)..Ar.	7 05 pm	"
"	7 00 am	377	Ar.....Portland.....Lv.	3 00 pm	"
via S. P. & S. Ry.					

### For Connecting Service Between

Seattle-Portland—See Table 6A

Portland-California—See Table 31

Checked baggage carried only for through movement, not from or to intermediate points between Chicago-St. Paul, Trains 25 and 26. Remains not carried on Train 25.

### CHECK-IN DESK

Coach passengers for the North Coast Limited must clear seat reservations at the CHECK-IN-DESK in the Chicago Union Station at least 10 minutes before train departure.

EQUIPMENT—Nos. 25 and 26.

### VISTA-DOME NORTH COAST LIMITED Stewardess-Nurse Service

#### Pullman Standard Sleeping Cars.

Between Chicago and Seattle, Vista-Dome, 4 Double Bedrooms, 4 Duplex Single Rooms, 4 Roomettes.

Between Chicago and Portland, 8 Duplex Roomettes, 6 Roomettes, 4 Double Bedrooms (S. P. & S. Pasco to Portland).

Between Chicago and Livingston, 11 Double Bedrooms, June 13 to August 15.

#### Pullman Observation-Lounge Car.

Between Chicago and Seattle, 4 Double Bedrooms, 1 Compartment, Lounge, Buffet, Radio.

### SLUMBERCOACH

#### All-Room Sleeping Car.

Between Chicago and Seattle, 24 Single Rooms, 8 Double Rooms. May be purchased on Coach Ticket.

#### Dining Car.

Between Chicago and Seattle—Pasco and Portland (via S.P. & S. Ry.).

A la carte and table d'hote service

#### Vista-Dome Reclining Chair Coaches (Leg Rests)

Between Chicago and Seattle.

Between Chicago and Portland (S. P. & S., Pasco and Portland.)

#### Reclining Chair Coaches (Leg Rests).

Between Chicago and Seattle.

Between Chicago and Portland (S.P.S.—Pasco to Portland).

(ALL COACH SEATS RESERVED—see schedule Reserved Coach Seat Charges, Page 8—ADVANCE RESERVATIONS NECESSARY.)

#### Traveller's Rest Buffet-Lounge Car.

Between Chicago and Seattle.

Featuring select and a la carte meals, snacks and beverages.

### N.P. Provides Free Parking Space for Patrons at Following Stations:

Detroit Lakes, Minn.	Billings, Mont.
Little Falls, Minn.	Butte, Mont.
Perham, Minn.	Forsyth, Mont.
St. Cloud, Minn.	Glendive, Mont.
Staples, Minn.	Helena, Mont.
Wadena, Minn.	Missoula, Mont.
Dickinson, N. D.	Pasco, Wash.
Grand Forks, N. D.	Spokane, Wash.
Jamestown, N. D.	Tacoma, Wash.
Mandan, N. D.	Yakima, Wash.
Valley City, N. D.	

## ADVANCE RESERVATIONS REQUIRED FOR ALL COACH SEATS On The Vista-Dome NORTH COAST LIMITED

— See schedule of Reserved Coach Seat Charges, Page 8 —

# The Mainstreeter—Transcontinental Schedules and Equipment

## SCHEDULE

No. 1 Daily—West Example of Daily Service		Miles	Central Time		No. 2 Daily—East Example of Daily Service	
Su.	9 30 pm		0	Lv. CHICAGO (C.B.&Q.) Ar.	6 40 am.	Wd.
Mo.	7 40 am	427	Lv. ST. PAUL, via N.P. Ar.	9 20 pm	Tu.	
"	8 15 am	11	Lv. . . . MINNEAPOLIS . . . Ar.	8 47 pm	"	
"	7 05 am	0	Lv. . . . . DULUTH . . . . . Ar.	9 45 pm	Tu.	
"	10 53 am	141	Lv. . . . . Staples . . . . . Ar.	5 56 pm	Tu.	
"	1 25 pm	252	Ar. . . . . Fargo . . . . . Ar.	3 15 pm	"	
"	3 22 pm	344	Ar. . . . . Jamestown . . . Ar.	1 25 pm	"	
"	5 10 pm	446	Ar. . . . . Bismarck . . . Ar.	11 45 am	"	
			<b>Mountain Time</b>			
"	5 07 pm	451	Lv. . . . . Mandan . . . . . Ar.	10 16 am	"	
"	7 31 pm	551	Ar. . . . . Dickinson . . . Ar.	7 41 am	"	
"	10 32 pm	657	Ar. . . . . Glendive . . . Ar.	4 49 am	"	
Tu.	12 27 am	735	Ar. . . . . Miles City . . . Ar.	3 16 am	"	
"	1 24 am	781	Ar. . . . . Forsyth . . . Ar.	2 11 am	"	
"	3 33 am	82	Ar. . . . . Billings . . . . . Lv.	12 18 am	"	
<div style="border: 1px solid black; padding: 5px; margin: 5px 0;"> <b>Yellowstone Park Gateways</b>                      Billings-Red Lodge—See Table 25                      Billings-Cody—See Table 25A                      Livingston-Gardiner—See Table 24                 </div>						
Tu.	6 15 am	998	Ar. . . . . Livingston . . . Lv.	9 45 pm	Mo.	
Tu.	10 00 am	1120	Ar. . . . . Helena . . . . . Lv.	6 05 pm	Mo.	
Tu.	10 15 am	1117	Ar. Butte (N.P.T. Bus) Lv.	5 30 pm	Mo.	
Tu.	1 54 pm	1237	Ar. . . . . Missoula . . . . . Lv.	2 30 pm	Mo.	
			<b>Pacific Time</b>			
"	5 21 pm	1427	Ar. . . . . Sandpoint . . . Lv.	8 48 am	"	
"	6 52 pm	1495	Ar. . . . . Spokane . . . . . Lv.	7 30 am	"	
"	7 21 pm	1495	Lv. . . . . Spokane . . . . . Ar.	7 01 am	Mo.	
Wd.	5 05 am	1872	Ar. PORTLAND (S.P.&S.) Lv.	8 50 pm	Su.	
Tu.	10 26 pm	1640	Ar. PASCO, via N.P. Ry. Lv.	4 00 am	Mo.	
Wd.	12 55 am	1730	Ar. . . . . YAKIMA . . . . . Lv.	1 35 am	"	
"	2 09 am	1766	Ar. . . . . ELLENSBURG . . Lv.	12 16 am	"	
"	6 00 am	1891	Ar. . . . . SEATTLE . . . Lv.	8 45 pm	Su.	
"	a 5 40 am	1888	Ar. TACOMA (NPT Bus) Lv.	a 8 15 pm	"	

### YELLOWSTONE PARK SERVICE FROM CHICAGO

No. 1 Example of Daily Trains		No. 25 During Park Season		No. 26 Example of Daily Trains		No. 2 Example of Daily Trains		
Su.	9 30pm	Su.	12 20pm	Lv CHICAGO . . . . . Central T. me Ar	1 45pm	Mo.	6 40am	We.
Mo.	7 40am	Su.	7 30pm	Lv ST. PAUL . . . . . Central Time Ar	6 40am	Mo.	9 20pm	Tu.
Mo.	8 15am	Su.	8 05pm	Lv MINNEAPOLIS . . . . . Ar	6 10am	Mo.	8 47pm	Tu.
Tu.	3 33am	Mo.	10 34am	Ar BILLINGS . . . . . Lv	1 12pm	Su.	12 18am	Tu.
Tu.	ax 12 30pm	Mo.	ax 12 30pm	Ar RED LODGE . . . . . Lv	ax 7 00pm	Su.	ax 7 00pm	Mo.
Tu.	ax 12 50pm	Mo.	ax 12 50pm	Ar CODY . . . . . Lv	ax 6 30pm	Sa.	ax 6 30pm	Mo.
Tu.	ax 6 15am	Mo.	ax 12 42pm	Ar LIVINGSTON . . . . . Lv	ax 11 00am	Su.	ax 9 45pm	Mo.
Tu.	ax 6 50am	Mo.	ax 1 20pm	Lv LIVINGSTON . . . . . Ar	ax 10 25am	Su.	ax 9 00pm	Mo.
Tu.	ax 8 25am	Mo.	ax 3 10pm	Ar GARDINER . . . . . Lv (Yellowstone Park)	ax 9 00am	Su.	ax 7 30pm	Mo.

### YELLOWSTONE SERVICE FROM PACIFIC COAST

No. 2 Example of Daily Trains		No. 26 During Park Season		No. 25		No. 1 Example of Daily Train		
Su.	8 45pm	Su.	1 30pm	Lv SEATTLE . . . . . Ar	8 15am	Mo.	6 00am	Tu.
Su.	8 15pm	Su.	1 15pm	Lv TACOMA . . . . . Ar	8 15am	Mo.	5 40am	Tu.
Su.	9 45pm	Su.	3 00pm	Lv PORTLAND (Via S.P.&S.) Ar	7 00am	Mo.	5 45am	Tu.
Mo.	7 30am	Su.	10 45pm	Lv SPOKANE . . . . . Ar	10 32pm	Su.	6 52pm	Mo.
Mo.	9 25pm	Mo.	10 56am	Ar LIVINGSTON . . . . . Lv	12 52pm	Su.	6 40am	Mo.
Tu.	ax 6 50am	Mo.	ax 1 20pm	Lv LIVINGSTON . . . . . Ar	ax 10 25am	Su.	ax 9 00pm	Su.
Tu.	ax 8 25am	Mo.	ax 3 10pm	Ar GARDINER . . . . . Lv (Yellowstone Park)	ax 9 00am	Su.	ax 7 30pm	Su.

a—Connection is bus operated. x—Park Season Only.

**NOW**

**All-Room Slumbercoach  
on the MAINSTRETER**

**Between Chicago and Seattle**

*Both single and double  
Rooms Available*

### EQUIPMENT

Nos. 1 and 2—MAINSTRETER. (Operates via Helena)

**SLUMBERCOACHES** All-Room Sleeping Cars.  
Between Chicago and Seattle.  
May be purchased on Coach Ticket.

### Reclining Chair Coaches.

Between Chicago and Seattle.  
Between St. Paul and Seattle.  
Between St. Paul and Portland, (via SP&S Ry. Between Pasco and Portland).  
Between St. Paul and Hawley. (To or from Winnipeg, passengers transfer at Hawley—See Table No. 13.)  
Dining Car between St. Paul and Pasco.  
All Regularly Assigned Cars Are Air-Conditioned.



**JUST  
PHONE**



*for rail tickets  
and reservations*

Call your nearest N.P. Agent for  
Travel Help. He'll send your Tick-  
ets and Reservations to you by  
mail.

No traffic or parking problems.

Remember this convenient service,  
when planning your next trip.

## Equipment of Principal Local Trains

TRAINS	BETWEEN	EQUIPMENT
3 and 4	St. Paul and Jamestown	Reclining Seat Coach. Daily, except Saturday from St. Paul; and, except Sunday from Jamestown. See Table 1 and 2
11 and 12	St. Paul and International Falls	Reclining Seat Coach. Daily May 16 to Oct. 7. Before and after these dates will be except Saturdays from St. Paul and except Sundays from International Falls. See Table 12
124-13 and 14-123	Fargo and Winnipeg	Rail-diesel car, lightweight reclining seat coach. Box meals at Grand Forks, N.D. Connects with trains 1 and 2 at Hawley, for passengers from and to the East. Dining car on trains 1 and 2 between Twin Cities and Hawley, Minn. See Table 13
55-56 and 57-58	Duluth and Staples	Rail-diesel car, lightweight reclining seat coach, (foot rests). See Table 11
GN 19 GN 20	Duluth and Twin Cities	Parlor-Buffer Car Reclining seat coaches See Table 10
GN 23 GN 24	Duluth and Twin Cities	Reclining seat coaches See Table 10
NP 65 NP 66	Duluth and Twin Cities	Reclining seat coaches See Table 10
407 and 408	Portland and Seattle	Parlor Bar Lounge Car, Railway (N.P.) owned #4080 on train 408; car 4070 on train 407. Dining car and reclining seat coaches. See Table 6A
457 and 458	Portland and Seattle	Dining car and reclining seat coaches See Table 6A
459 and 460	Portland and Seattle	Reclining seat coaches Sandwiches and refreshments, by train sales. See Table 6A

ALL REGULARLY ASSIGNED CARS ARE AIR CONDITIONED.  
TRAINS NOT SHOWN CARRY COACH EQUIPMENT ONLY.



*Now—Save as you travel!*

## NEW LOW FAMILY FARES

on Northern Pacific trains

**Here's how it works:** On one-way travel, head of the family pays full one-way fare, other parent half fare. Children, 12 through 21, each pay half fare. Children, 5 through 11, pay one-quarter fare.

On round trip, head of the family pays regular round trip fare, other parent and children, 12 through 21, pay one-way fare for the round trip; children, 5 through 11, pay half of the one-way fare for round trip. Children under 5 are carried free.

**Start trip any day of the week.**

For full information, call or write your N.P. agent or address.

**F. G. Scott, Passenger Traffic Manager**  
Northern Pacific Railway St. Paul, Minn. 55101

## STATION MAIL BOXES for your Convenience

Listed below are the main line stations where U. S. mail (drop letter) boxes are conveniently located. Each passing mail train picks up mail from these boxes.

Stations starred (\*) have separate boxes for east and west-bound mail.

\*Staples, Minn.  
\*Fargo, N. D.  
\*Valley City, N. D.  
\*Jamestown, N. D.  
\*Bismarck, N. D.  
\*Mandan, N. D.  
\*Dickinson, N. D.  
\*Glendive, Mont.  
\*Miles City, Mont.  
\*Forsyth, Mont.  
\*Billings, Mont.

\*Livingston, Mont.  
\*Bozeman, Mont.  
Butte, Mont.  
\*Helena, Mont.  
\*Missoula, Mont.  
Paradise, Mont.  
Spokane, Wash.  
\*Pasco, Wash.  
Ellensburg, Wash.  
Seattle, Wash.  
Tacoma, Wash.

## Reservations for Coach Seats and Sleeping Car Space

Persons holding advance reservations for coach seats and sleeping car space are urgently requested to notify us when circumstances make it necessary to change their travel plans. This courtesy enables us to keep an accurate record of reservations and make space available to other passengers.

**ALL IT TAKES IS A TELEPHONE CALL!**

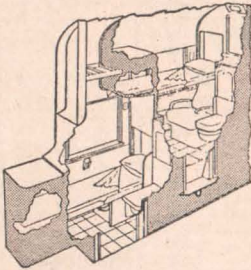
— Your cooperation will be very much appreciated —



# ALL-ROOM PULLMANS on the *Vista-Dome* NORTH COAST LIMITED

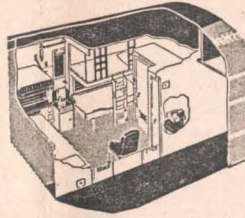
## SLUMBERCOACH—

provides privacy in both single and double rooms, for economy-minded travelers and may be purchased on *coach* tickets. All rooms have toilets and wash basins, luggage space, full length mirrors and heat controls. Single rooms have one bed and one seat; double rooms have two beds and two facing seats. For mother with baby, there's an unique *Slumbercrib* available at no extra cost—reserved in advance, in single rooms only.



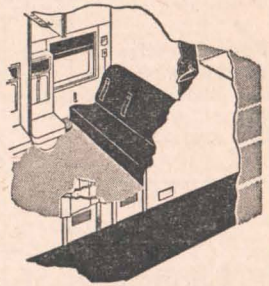
## COMPARTMENT—

A deluxe, roomy accommodation for two adults. Toilet and wash stand are enclosed. The room has large luggage space, enclosed wardrobe, temperature and air-conditioning controls. An easy chair and sofa provide comfortable daytime quarters. Full-length, pre-made bed pulls out from wall and an upper berth pulls down when desired. May be reserved en suite with double bedroom for larger groups.



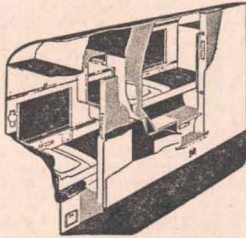
## DUPLEX SINGLE ROOM—

An ideal accommodation designed for single occupancy. The room has a long, comfortable lounge for daytime use which converts into a single bed at night; temperature and air-conditioning controls, complete toilet and lavatory facilities. There's a cloak wardrobe and baggage space. These rooms are available in the Vista-Dome sleeping cars and two adjoining rooms may be reserved en suite.



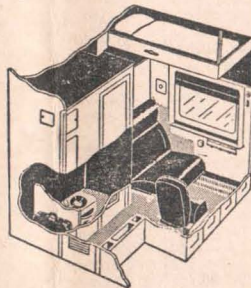
## DUPLEX ROOMETTE—

Slightly smaller than the Roomette, with virtually all of its advantages. Lower Duplex Roomette is on level with car floor; the upper is reached by only two steps up. Beds in both are pre-made, permitting private rest, day or night. Each room has same facilities as the Roomette. Costs only 10% more than standard lower berth.



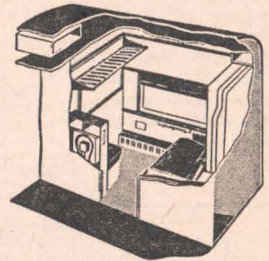
## DOUBLE BEDROOM—

An exceptionally convenient room for two adults. There are two beds, one above the other. Toilet facilities, baggage rack, closet, air-conditioning and temperature controls—everything you need is right in your room. Connecting double bedrooms, with folding partitions, may be had en suite for accommodation of family groups.



## ROOMETTE—

Designed for single occupancy. Pre-made bed pulls out from the wall and is ready for rest, day or night. Facilities include toilet and folding wash stand, wardrobe locker, large mirror, temperature and air-conditioning controls, sliding door and zipper curtains for privacy, as desired.



## RESERVED COACH SEAT CHARGES

on the Vista-Dome **NORTH COAST LIMITED**

COACH SEATS MUST BE RESERVED IN ADVANCE

### Note to Agents:

Only one reservation coupon required between any two stations served by the North Coast Limited, routing to show only the initial railroad; C.B.Q., N.P., or S.P.&S., as the case may be.

	Chicago	St. Paul-Mpls.	Fargo	Bismarck-Mandan	Glendive	Billings	Butte	Missoula	Spokane	Pasco	Yakima	Seattle-Tacoma-Portland
Chicago	.....	.....	1.00	1.00	1.00	1.50	1.50	1.50	2.00	2.00	2.00	2.00
St. Paul-Mpls.	.....	.....	.50	.50	1.00	1.00	1.00	1.00	1.50	1.50	1.50	1.50
Fargo	1.00	.50	.....	.50	.50	1.00	1.00	1.00	1.50	1.50	1.50	1.50
Bismarck-Mandan	1.00	.50	.50	.....	.50	.50	1.00	1.00	1.00	1.00	1.50	1.50
Glendive	1.00	1.00	.50	.50	.....	.50	.50	.50	1.00	1.00	1.00	1.50
Billings	1.50	1.00	1.00	.50	.50	.....	.50	.50	1.00	1.00	1.00	1.00
Butte	1.50	1.00	1.00	1.00	.50	.50	.....	.50	1.00	1.00	1.00	1.00
Missoula	1.50	1.00	1.00	1.00	.50	.50	.50	.....	.50	.50	.50	1.00
Spokane	2.00	1.50	1.00	1.00	1.00	1.00	.50	.50	.....	.50	.50	.50
Pasco	2.00	1.50	1.50	1.00	1.00	1.00	.50	.50	.50	.....	.50	.50
Yakima	2.00	1.50	1.50	1.50	1.00	1.00	1.00	.50	.50	.50	.....	.50
Seattle-Tacoma-Portland	2.00	1.50	1.50	1.50	1.50	1.00	1.00	1.00	.50	.50	.50	.....

Charge must be made for all seats occupied, including those by children. *Exception:* no charge for ONE child under 2 years of age.

**NO REFUNDS WILL BE MADE** unless space is released not later than:

- 48 hours before departure time if bought more than 48 hours in advance.
- 24 hours before departure time if bought 24 to 48 hours in advance.
- 3 hours before departure time if bought on day of departure.

The only exception is for missed connection due to delayed train.



# Northern Pacific Railway

## Transcontinental Train Schedules



WEST—READ DOWN				MAIN LINE TABLE 1		North Coast Limited		EAST—READ UP	
For altitudes at various points, see Index to Stations on pages 2, 3 and 4.				Central Time		June 3 to Sept. 14 26 Daily	Before June 3 and After Sept. 14 26 Daily	2-48 Main Streeter Daily	14-2 Daily
1-13 Daily	47-1 Main Streeter Daily	11 Note B	3 Daily Ex. Sat.	25 North Coast Limited Daily	Miles	June 3 to Sept. 14 26 Daily	Before June 3 and After Sept. 14 26 Daily	2-48 Main Streeter Daily	14-2 Daily
<p><b>Pullman Lounge Seats Will Not Be Reserved</b></p> <p>Seats in the Pullman observation-lounge on the rear of the North Coast Limited are for the exclusive use of passengers holding standard sleeping car tickets. Therefore, no seat space will be sold in the lounge.</p>									
<p><b>NOW—All-Room SLUMBERCOACHES on the Vista-Dome NORTH COAST LIMITED Chicago-Seattle and on the MAINSTREETER Chicago-Seattle</b></p>									
7 40 8 05 8 15	7 40 8 05 8 15	9 10 9 35 9 55	9 10 9 35 9 55	7 30 7 55 8 05	0 11 11	6 40 6 15 6 10	1 55 1 30 1 20	9 20 8 55 8 47	9 20 8 55 8 47
<p>Between Chicago-St. Paul Trains 25 and 26 carry checked baggage only for through movement—not to or from intermediate stations. No train baggage-man. Remains not carried on train No. 25.</p>									
<p><b>Northern Pacific Railway</b></p> <p><b>Burlington Route</b></p> <p><b>CITY OF LAKES AND WHEAT</b></p> <p><b>TRAINS NORTH TO WINNIPEG</b></p> <p><b>RED RIVER VALLEY</b></p>									
<p>St. Paul 10, 12, 13 Ar 6 40</p> <p>Minneapolis 10, 12, 13 Lv 6 15</p> <p>Minneapolis Lv 6 10</p> <p>Anoka " " " " " "</p> <p>Dayton " " " " " "</p> <p>Elk River " " " " " "</p> <p>FATHER HENNEPIN HERE 1680</p> <p>Big Lake " " " " " "</p> <p>Becker " " " " " "</p> <p>Clear Lake " " " " " "</p> <p>St. Cloud 13 " " " " " "</p> <p>Sauk Rapids " " " " " "</p> <p>Sartell " " " " " "</p> <p>Rice " " " " " "</p> <p>Royalton " " " " " "</p> <p>Little Falls 12, 13 Lv 10 32</p> <p>Randall " " " " " "</p> <p>Lincoln " " " " " "</p> <p>Philbrook " " " " " "</p> <p>Staples 11, 13 Lv 3 46</p> <p>Duluth " " " " " "</p> <p>Lv Superior 10, 11 Ar 6 57</p> <p>Staples Lv 3 45</p> <p>Staples Ar 3 42</p> <p>Aldrich " " " " " "</p> <p>Verndale " " " " " "</p> <p>Wadena 13 " " " " " "</p> <p>Bluffton " " " " " "</p> <p>New York Mills " " " " " "</p> <p>Perham " " " " " "</p> <p>Frazee " " " " " "</p> <p>Detroit Lakes 13 " " " " " "</p> <p>Audubon " " " " " "</p> <p>Lake Park " " " " " "</p> <p>Dale " " " " " "</p> <p>Hawley 13 Lv 6 37</p> <p>Hawley Lv 6 37</p> <p>Glyndon " " " " " "</p> <p>Dilworth " " " " " "</p> <p>Moorhead, Minn. " " " " " "</p> <p>Fargo, N. D. 13 Lv 1 40</p> <p>Fargo... (R) Ar 1 35</p> <p>West Fargo " " " " " "</p> <p>Mapleton " " " " " "</p> <p>Casselton 32 Lv 4 57</p>									
<p><b>STATION RESTAURANTS at Your Service</b></p> <p>Stations listed below maintain restaurants or lunch rooms for the convenience of the traveling public:</p> <p>St. Paul</p> <p>Minneapolis</p> <p>Fargo, N. D.</p> <p>Winnipeg, Man.</p> <p>Jamestown, N. D.</p> <p>Mandan, N. D.</p> <p>Glendive, Mont.</p> <p>Billings, Mont.</p> <p>Livingston, Mont.</p> <p>Helena, Mont.</p> <p>Paradise, Mont.</p> <p>Spokane, Wash.</p> <p>Tacoma, Wash.</p> <p>Seattle, Wash.</p> <p>Portland, Ore.</p>									

A Operates via Duluth, thence via taxi-cab on notification by conductor. (Rail tickets honored.)

a Stops to discharge revenue passengers from west of Minneapolis.

c Stops to discharge revenue passengers Detroit Lakes & West.

d Stops to discharge revenue passengers from Fargo and West.

e Checked baggage not handled to or from Aurora, Oregon, Rochelle or Winona Junction.

f Stops on flag only.

h Stops at Aurora to pick up revenue passengers.

i Stops to pick up revenue passengers for St. Paul and beyond when notified at Savanna.

k Flag stop daily, but full stop Saturday, Sunday and Holidays.

m Stops for revenue passengers only, to or from Minneapolis and east or Billings and west where scheduled to stop.

x Stops to receive revenue passengers for Fargo or beyond when notified at Aurora.

z Stops for revenue passengers—from Minneapolis and East; or to Detroit Lakes and West, at scheduled stops.

RA Rail-Auto available at this point.

◇ Check-In Desk for coach passengers—See Page 5.





# Scenic Route Across America

## Transcontinental Train Schedules



MAIN LINE **4** Mountain Time

Via BUTTE				Via HELENA							
READ DOWN		Miles from St. Paul	See connect ng service to and from Helena in adjoining columns.	READ UP		READ DOWN		Miles from St. Paul	See connecting service to and from Butte in adjoining columns.	READ UP	
Bus Daily	25 Daily			26 Daily	Bus Daily	Bus Daily	1 Daily			2 Daily	Bus Daily
8 30	<b>2 04</b>	1047	Lv Logan.....Ar	9 39	<b>7 30</b>	<b>2 10</b>	k 8 21	1047	Lv Logan 21.....Ar	<b>7 48</b>	9 16
8 40	—	1054	" Three Forks....."	—	<b>7 15</b>	—	k 8 30	1053	" Trident....."	—	—
8 50	—	1059	" Willow Creek....."	—	—	<b>2 20</b>	—	—	" Three Forks....."	—	8 55
—	—	1067	" Sappington....."	—	—	—	k 9 00	1076	" Toston....."	k <b>7 04</b>	—
9 25	—	1085	" Whitehall 21, 27....."	—	<b>6 25</b>	—	k 9 16	1087	" Townsend....."	<b>6 50</b>	8 20
—	—	1108	" Homestake....."	—	—	<b>3 30</b>	i 9 50	1116	" East Helena....."	—	7 50
—	—	—	Continental Divide, Elevation 6,356 feet—highest point enroute	—	—	<b>3 40</b>	—	1120	Ar Helena 22.....(R)...Lv	<b>6 05</b>	7 40
10 15	<b>4 04</b>	1117	Ar Butte 21, 22, 27... (R) Lv	7 45	<b>5 30</b>	g <b>3 45</b>	—	1120	Lv Helena 22.....Ar	<b>5 45</b>	g 7 35
10 30	<b>4 11</b>	1117	Lv Butte.....Ar	7 40	<b>5 20</b>	—	f 10 20	1133	" Austin....."	—	—
11 10	North Coast Limited	1133	" Durant....."	North Coast Limited	<b>4 40</b>	—	—	1140	" Skyline....."	—	—
—	—	1143	" Warm Springs....."	—	—	—	—	—	" Mullan Tunnel and Continental Divide, Elevation 5,566 feet	—	—
11 30	<b>f 4 55</b>	1147	" Galen....."	—	—	f —	11 23	1149	" Elliston....."	f <b>4 42</b>	f —
—	—	1158	" Deer Lodge....."	f <b>6 44</b>	<b>4 20</b>	—	11 37	1158	" Avon....."	f <b>4 30</b>	f —
—	—	1184	" Kohr....."	—	—	g <b>5 00</b>	—	1171	Ar Garrison.....Lv	<b>4 11</b>	g 6 30
11 50	<b>5 10</b>	1169	Ar Garrison.....Lv	6 29	<b>4 05</b>	—	—	—	—	—	—

**Reference Notes**  
 Numbers shown after stations refer to additional tables on which train service to and from that station can be found.  
 a—Nos. 1 and 2 stop on flag at Athol to let off or pick up revenue passengers from or to Missoula and east, or Pasco and west where scheduled to stop.  
 b—Stops to discharge passengers from Spokane and west.  
 c—Stops for revenue passengers from Garrison and east, or to Spokane and west.  
 f—Stops on flag.  
 g—Helena-Garrison Bus connects at Garrison with North Coast Limited. This bus operates from Northern Pacific Depot at time shown.  
 i—Stops only on flag Sundays and Holidays.  
 k—Regular stop, except on Sundays and Holidays will stop only on flag.  
 (R) Station Restaurant.  
 Rail-Auto available at this point.

1 Daily	25 Daily			26 Daily	2 Daily
<b>12 22</b>	<b>5 11</b>	1169	Lv Garrison.....Ar	6 29	<b>3 52</b>
f <b>12 31</b>	—	1178	" Gold Creek....."	—	—
<b>12 49</b>	—	1189	" Drummond 22....."	—	<b>3 24</b>
—	—	1200	" Bearmouth....."	—	—
—	—	1208	" Nimrod....."	—	—
—	—	1211	" Willis....."	—	—
—	—	1214	" Bonita....."	—	—
—	—	1222	" Clinton....."	—	—
—	—	1231	" Bonner....."	—	—
<b>1 54</b>	<b>6 19</b>	1237	Ar Missoula 23, 28...Lv	5 18	<b>2 30</b>
<b>2 14</b>	<b>6 29</b>	1237	Lv Missoula 23, 28...Ar	5 08	<b>2 15</b>
—	—	1245	" De Smet....."	—	—
—	—	1258	" Evaro....."	—	—
—	North Coast Limited	1280	" Schley....."	—	—
—	—	1285	" Arlee 23....."	—	—
c <b>3 17</b>	—	1275	" Ravalli 23....."	—	b <b>1 03</b>
—	—	1289	" McDonald....."	—	—
f <b>3 40</b>	—	1295	" Perma....."	—	f <b>12 39</b>
<b>3 59</b>	<b>8 08</b>	1308	Ar Paradise.....Lv	3 20	<b>12 23</b>
Pacific Time west					
Westbound passengers should turn watch back one hour. Eastbound Passengers turn watch ahead one hour.					
<b>3 04</b>	<b>7 11</b>	1308	Lv Paradise (R).....Ar	2 17	11 18
—	—	1314	" Plains(Hot Springs)....."	—	—
—	—	1329	" Eddy....."	—	—
<b>3 46</b>	—	1340	" Thompson Falls....."	—	10 29
—	—	1346	" Belknap....."	—	—
—	North Coast Limited	1362	" Trout Creek....."	North Coast Limited	—
—	—	1370	" Tuscor....."	—	—
<b>4 26</b>	—	1381	" Noxon....."	—	9 42
Main Street	—	1388	" Heron, Mont....."	—	Main Street
—	—	1400	" Colby, Idaho....."	—	—
—	—	1402	" Clark Fork....."	—	—
—	—	1411	" Hope....."	—	—
—	—	1425	" Kootenai....."	—	—
<b>5 21</b>	—	1427	" Sandpoint (LakePendOreille)....."	—	8 48
—	—	1441	" Cocolalla....."	—	—
—	—	1449	" Granite....."	—	—
a <b>5 53</b>	—	1455	" Athol....."	—	a 8 12
—	—	1462	" Ramsey....."	—	—
—	—	1468	Ar Rathdrum.....Lv	—	—
—	—	1475	" Hauser, Idaho....."	—	—
—	—	1481	" Otis Orchards, Wash....."	—	—
—	—	1486	" Trentwood....."	—	—
—	—	1487	" Irvin....."	—	—
<b>6 52</b>	<b>10 32</b>	1495	Ar Spokane 7, 29.....Lv	10 45	7 30

Main Line—Continued on Table 5

## TRANSFER ARRANGEMENTS IN CHICAGO

### Train-to-Train Luggage Transfer

North Coast Limited Pullman and Slumbercoach passengers changing trains at Chicago for points east may check their hand baggage with the Pullman porter on train entering Chicago, receive a claim check and have baggage delivered to their Pullman space on the following trains: N.Y.C. Twentieth Century Limited; Pennsylvania Broadway Limited, and General, and B. & O. Capitol Limited. The same transfer service is available from these trains to the North Coast Limited. Redcap fee is \$1.00 per bag.

### Train-to-Taxi Stand Luggage Transfer

Pullman passengers arriving Chicago on the North Coast Limited or The Mainstreeter may check their hand luggage with the Pullman porter for delivery to the Union Station taxi stand. Redcap fee for this service is 35c per bag.

### Passenger Transfer

The Railroad Transfer Service operates transfer coach service at Chicago for accommodation of passengers arriving Union Station who desire to transfer to other railroad stations. In most cases transfer coupon is included in through tickets at no additional charge.

### Luggage Transfer

Passengers holding through tickets may on arrival in Chicago deliver their hand baggage to Railroad Transfer Service's Agent and secure claim check. The baggage will be transferred to the parcel room of station from which departure will be made and will be available on presentation of the claim check, if they have not less than three hours between trains. On presentation of transfer coupon, the charge is only 50c for each piece including parcel room fee for the first 24 hours.

### LUGGAGE TRANSFER AT OTHER TERMINALS

North Coast Limited and Mainstreeter Pullman or Slumbercoach passengers arriving at the following cities may check their hand luggage with Pullman porter for delivery to station taxi stands:

St. Paul	Billings	Seattle
Minneapolis	Spokane	Portland

Also at East Auburn for Tacoma

This service is also available to Pullman and Parlor Car passengers arriving Portland (from S. P. & S. train No. 1 and Cars 256-257) and Seattle on train 407 from Portland.



# Northern Pacific Railway

## Transcontinental Train Schedules

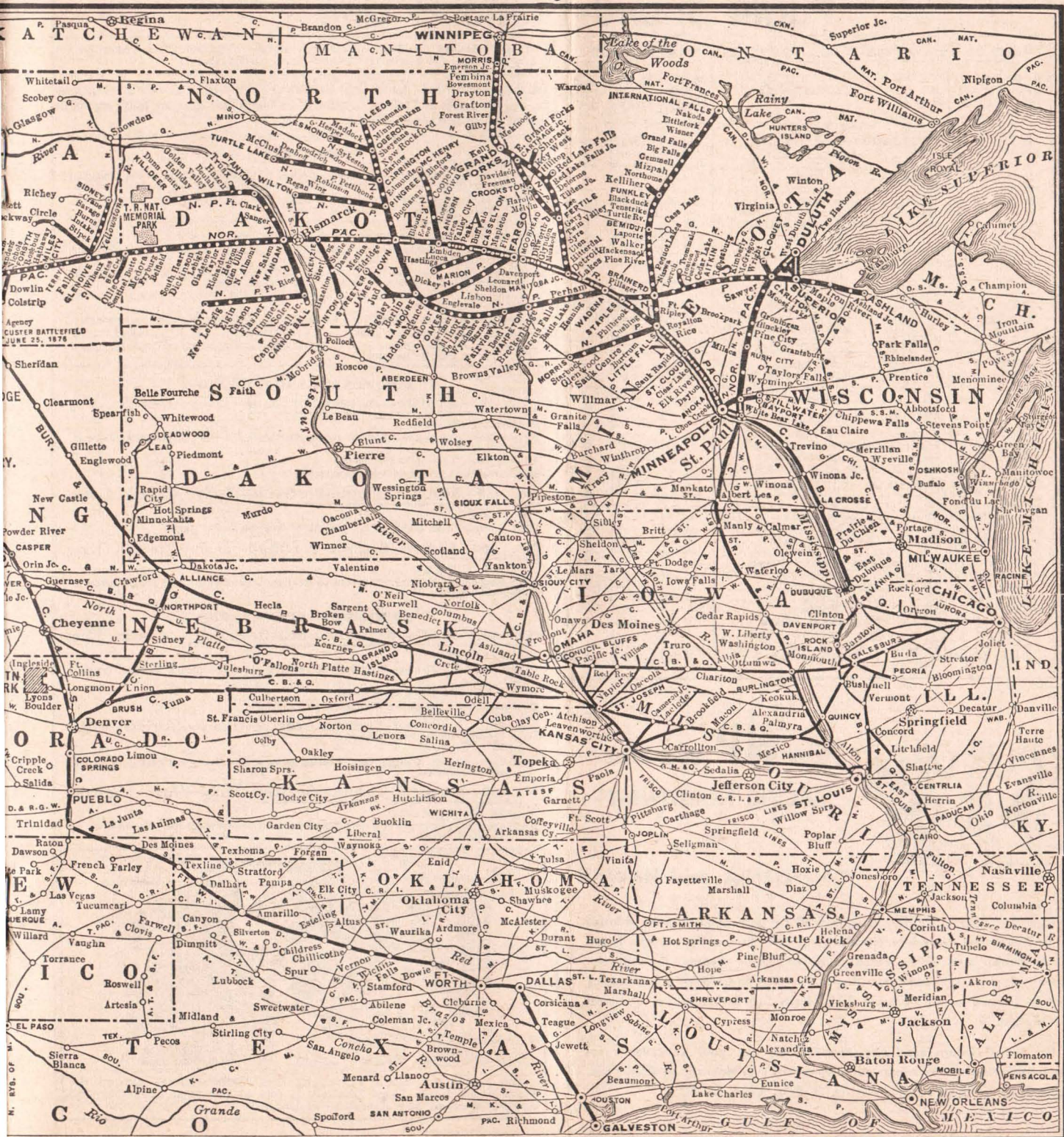


WEST READ DOWN			MAIN LINE TABLE 5			EAST READ UP			WEST—Read Down		MAIN LINE TABLE 6 (Pacific Time)			EAST—Read Up																												
1	25	Miles from St. Paul	SPOKANE—PORTLAND			26	2	1	25	Miles from St. Paul	TABLE 6 (Pacific Time)			26	2																											
Daily	Daily					Daily	Daily	Daily	Daily					Daily	Daily																											
7 21	10 45	0	Lv Spokane (Via N. P. Ry.)	Ar	10 30	7 01		10 55	2 01	1840	Lv Pasco 7	Ar	7 25	3 31																												
4 25	6 35	364	Ar Vancouver (Via S. P.)	Lv	3 22	9 15		11 05	—	1843	“ Kennewick 7	“	—	3 16																												
5 05	7 00	377	Ar Portland... (& S. Ry.)	Lv	3 00	8 50		—	—	1849	“ Vista	“	—	—																												
			Via NOR. PAC. RY.																																							
7 21	10 45	1495	Lv Spokane (R.)	Ar	10 30	7 01		—	—	1858	“ Badger	“	—	—																												
b 7 43	—	1505	“ Marshall	“	—	—	6 30	—	—	1865	“ Kiona	“	—	—																												
—	—	1511	“ Cheney	“	—	—	—	—	—	1868	“ Gibbon	“	—	—																												
—	—	1527	“ Fishtrap	“	—	—	—	11 52	—	1875	“ Prosser	“	—	2 23																												
—	—	1537	“ Sprague	“	—	—	—	—	—	1887	“ Byron	“	—	—																												
—	—	1547	“ Keystone	“	—	—	—	—	—	1893	“ Mabton	“	—	—																												
f 8 31	—	1553	“ Tokio	“	—	—	—	—	—	1701	“ Satus	“	—	—																												
—	—	1560	“ Ritzville	“	—	5 39	—	—	—	1707	“ Alfalfa	“	North Coast Limited	Main Streeter																												
—	—	1570	“ Paha	“	—	—	—	—	—	MT. ADAMS, 12,307 FT.			—	—																												
—	—	1578	“ Lind	“	—	—	—	d12 26	—	1711	“ Toppenish	“	—	d 1 53																												
—	—	1589	“ Beatrice	“	—	—	—	—	—	1719	“ Wapato	“	—	—																												
—	—	1594	“ Cunningham	“	—	—	—	—	—	1723	“ Parker	“	—	—																												
c 9 42	—	1597	“ Hatton	“	—	—	—	—	—	1727	“ Union Gap	“	—	—																												
—	—	1605	“ Connell	“	—	c 4 38	—	—	—	INDIAN WARS 1855			—	—																												
—	—	1615	“ Mesa	“	—	—	—	12 55	3 56	1730	Ar Yakima	Lv	5 50	1 35																												
—	—	1624	“ Eltopia	“	—	—	—	1 15	4 00	1730	Lv Yakima	Ar	5 45	1 15																												
—	—	1629	“ Sagemoor	“	—	—	—	—	—	1735	“ Selah	“	—	—																												
—	—	1634	“ Glade	“	—	—	—	2 15	4 58	1763	“ Thrall	“	—	—																												
10 26	1 36	1640	Ar Pasco 7	Lv	7 50	4 00	—	—	—	1768	“ Ellensburg	“	4 41	12 06																												
			Richland, Wash.—See Note a.																																							
12 05	2 40	0	Lv Pasco via S. P. & S.	Ar	7 05	1 10		—	—	1775	“ Thorp	“	—	—																												
4 25	6 35	219	Ar Vancouver	Lv	3 22	9 15		f 2 45	—	1791	“ Cle Elum	“	—	f11 36																												
5 05	7 00	232	Ar Portland (Table 7)(R.)	Lv	3 00	8 50		f 3 01	—	1804	“ Easton	“	—	f11 22																												
			Main Line Continued on Table 6.																																							
<p><b>GRANDVIEW-DONALD (YAKIMA VALLEY)</b></p> <p>The following cities in Yakima Valley do not have rail passenger service but mileage from nearby main line NP stations is shown opposite each:</p> <table border="1"> <thead> <tr> <th>Mileage from Yakima</th> <th>Station</th> <th>Mileage from Prosser</th> </tr> </thead> <tbody> <tr> <td>50</td> <td>North Prosser</td> <td>2 miles from Prosser</td> </tr> <tr> <td>44</td> <td>Grandview</td> <td>8 miles from Prosser</td> </tr> <tr> <td>36</td> <td>Sunnyside</td> <td>8 miles from Mabton</td> </tr> <tr> <td>31</td> <td>Outlook</td> <td>10 miles from Toppenish</td> </tr> <tr> <td>27</td> <td>Granger</td> <td>6 miles from Toppenish</td> </tr> <tr> <td>21</td> <td>Zillah</td> <td>4 miles from Toppenish</td> </tr> <tr> <td>19</td> <td>Buena</td> <td>4 miles from Toppenish</td> </tr> <tr> <td>13</td> <td>Donald</td> <td>2 miles from Wapato</td> </tr> </tbody> </table>																Mileage from Yakima	Station	Mileage from Prosser	50	North Prosser	2 miles from Prosser	44	Grandview	8 miles from Prosser	36	Sunnyside	8 miles from Mabton	31	Outlook	10 miles from Toppenish	27	Granger	6 miles from Toppenish	21	Zillah	4 miles from Toppenish	19	Buena	4 miles from Toppenish	13	Donald	2 miles from Wapato
Mileage from Yakima	Station	Mileage from Prosser																																								
50	North Prosser	2 miles from Prosser																																								
44	Grandview	8 miles from Prosser																																								
36	Sunnyside	8 miles from Mabton																																								
31	Outlook	10 miles from Toppenish																																								
27	Granger	6 miles from Toppenish																																								
21	Zillah	4 miles from Toppenish																																								
19	Buena	4 miles from Toppenish																																								
13	Donald	2 miles from Wapato																																								
<p><b>RENT-A-CAR SERVICE</b></p> <p>Go By Train to your destination. Avoid the hazards of highway travel, then rent a car for short business or pleasure trips. Your nearest NP agent will be glad to supply full information and handle all details, or write F. G. Scott, Northern Pacific Ry., St. Paul, Minn. 55101.</p>																																										
<p><b>Reference Notes</b></p> <p>a—Convenient bus service.</p> <p>b—Stops for revenue passengers to detrain from points east of Spokane; and to pick them up if destined to East Auburn and west.</p> <p>c—Train 1 and 2 stop at Connell to pick up or leave revenue passengers only at stations Spokane and east, and west of Pasco where scheduled to stop.</p> <p>d—Stops to pick up or discharge revenue passengers only, if to and from Ellensburg and West or Pasco and East, where scheduled to stop.</p> <p>e—Stops on flag daily for revenue passengers.</p> <p>f—Stops on flag.</p> <p>g—Flag stop for revenue passengers—Saturday only.</p> <p>k—Flag stop for revenue passengers—Sunday only.</p> <p>m—Northern Pacific Transport Co. bus operated daily.</p> <p>(R) Station Restaurant.</p>																																										
<p>Numbers shown after stations refer to additional tables on which train service to and from that station can be found.</p> <p> Rail-Auto available at this point.</p> <p>For altitudes at various points, see Index to Stations on pages 2, 3 and 4.</p>																																										

# NORTHERN PACIFIC RAILWAY



# Main Street of the Northwest



# Puget Sound-Portland Line

SOUTH—READ DOWN SEATTLE-TACOMA-PORTLAND NORTH—READ UP

U. P. 458 Daily		N. P. 408 Daily		G. N. 460 Daily		Mls	TABLE 6A		U. P. 457 Daily		N. P. 407 Daily		G. N. 459 Daily	
							(Pacific Time)							
	5 00	11 15		8 05	0	Lv Seattle (King St. Sta.) 6....Ar					8 15		5 30	
cr	5 20		e	8 26	16	.. " Union Station.....		1 30						
	5 26		e	8 32	22	.....Kent.....			r					
cr	5 36		e	8 40	26	.....Auburn.....			r		b	4 59		
			e	8 42	29	.....Daringer.....			r					
			e	8 44	32	.....Summer.....			r					
	5 52	12 02	e	8 57	40	..Puyallup (Puyallup River)..			n	7 34				
	5 56	12 05	9	01		Ar Tacoma (Rainier Nt. Park)Lv		12 35		7 23		4 33		
						Lv... Tacoma.....Ar		12 27		7 19		4 25		
					50	.....Titlow.....								
					56	.....Steilacoom.....								
					65	Ar... Nisqually.....Lv								
					68	.....St. Clair.....								
	6 38	12 47	9	43	75	Ar... East Olympia....Lv		11 46		6 38	f	3 44		
					75	Lv... East Olympia....Ar	y	11 40	z	6 30				
		z 1 00	y	9 50	83	Ar... Olympia.....Lv	y	11 10	z	6 05				
		z 1 30	y	10 05	83	Lv... Olympia.....Ar	y	11 10	z	6 05				
					83	Ar... East Olympia....Lv	y	11 50	z	6 40				
					83	Lv... East Olympia....Ar		11 46		6 38	f	3 44		
					83	Ar... Tenino.....Lv								
					87	Ar... Bucoda.....Lv								
	7 02	1 10	10	07	94	Ar... Centralia (Coal Mines)...		11 23		6 17		3 21		
	7 02	1 10	10	07	94	Lv... Centralia.....		11 23		6 17		3 21		
	7 09	1 17	10	14	98	..Chehalis (Chehalis River)..		11 13		6 09		3 11		
					105	.....Napavine.....								
k	7 25				109	.....Winlock.....					a	2 56		
					111	.....Vader.....								
			f	10 47	128	Ar... Castle Rock.....Lv					f	2 39		
					134	.....Ostrander.....								
	7 54	1 58	10	59	137	.....Kelso-Longview.....		10 31		5 25		2 29		
					147	.....Carrolls.....								
			f	11 11	157	..Kalama (Kalama River)...								
					157	.....Woodland.....								
					162	.....Ridgefield.....								
					168	.....Knapp.....								
					170	.....Felida.....								
	8 38	2 38	11	43	176	..Vancouver, Wash.....		9 51		4 48		1 49		
			f	11 47	178	..No. Portland, Ore.....								
					179	.....East St. Johns.....								
	9 00	3 00	12	05	186	Ar... Portland 5, 6, 7...Lv		9 30		4 30		1 30		

Pullman tickets are not honored for space in Parlor Cars operated on trains 407 and 408 between Seattle-Tacoma-Portland.

Tickets reading Northern Pacific, Great Northern or Union Pacific Railways to any point on the joint line Seattle to Portland, inclusive, or on branch lines diverging therefrom, will be honored on any trains on the joint line.

**Reference Notes.**

- f—Stops on flag.
  - a—Stops on flag at Winlock to receive passengers for Tacoma and Seattle and discharge passengers from Vancouver, Wash., and beyond, and receive and discharge express.
  - b—Stops on flag to discharge revenue passengers from Vancouver, Wash., and beyond, and receive passengers for points beyond Seattle.
  - c—Stops on flag to receive revenue passengers for Vancouver, Wash., and beyond.
  - e—Stops to discharge passengers from points Spokane and East.
  - k—Stops on flag to receive revenue passengers for Vancouver and beyond and discharge revenue passengers from Tacoma and beyond.
  - n—No. 407 stops on flag to take on revenue passengers for points beyond Seattle and to discharge revenue passengers from Vancouver and beyond.
  - r—Trains 458, 457 use Un. Pac. depot and trains 407, 408, 459 and 460 use N. P.-G. N. depot.
  - y—Airline Stage to and from Union Pacific Station, Olympia. Rail tickets honored.
  - z—Airline Stage to and from Northern Pacific Station, Olympia. Rail tickets honored.
- Numbers shown after stations refer to additional tables on which train service to and from that station can be found.

**EQUIPMENT—SOUTHBOUND**

**No. 408—Seattle-Tacoma-Portland—Daily—(Seattle King Street Station).**  
**Parlor-Bar Lounge Car—Seattle to Portland.** (N. P.)—14 parlor chairs (Railway owned) (4080).  
**Dining Car—Seattle to Portland.**  
**Reclining Seat Coaches—Seattle to Portland.**

**No. 458—Seattle-Tacoma-Portland—Daily—(Seattle Union Station).**  
**Club-Lounge Car, Dining Car, Coaches—Seattle to Portland.**

**No. 460—Seattle-Tacoma-Portland—Daily—(Seattle King Street Station).**  
**Reclining Seat Coaches—Seattle to Portland.** Sandwiches and refreshments by train sales service.

**EQUIPMENT—NORTHBOUND**

**No. 407—Portland-Tacoma-Seattle—Daily—(Arrives King Street Station).**  
**Parlor-Bar Lounge Car—Portland to Seattle—14 parlor chairs.** (Railway owned) (4070).  
**Dining Car—Portland to Seattle.**  
**Reclining Seat Coaches—Portland to Seattle.**

**No. 457—Portland-Tacoma-Seattle—Daily—(Arrives Seattle Union Station).**  
**Club-Lounge Car, Dining Car, Reclining Seat Coaches—Portland to Seattle** (Air-Conditioned).

**No. 459—Portland-Tacoma-Seattle—Daily—(Arrives Seattle, King Street Station).**  
**Reclining Seat Coaches—Portland to Seattle.** Sandwiches and refreshments by train sales service.



**Go NP via the PACIFIC NORTHWEST**

**to CALIFORNIA and HAWAII**

Plan your trip to California or Hawaii by way of the scenic, colorful Pacific Northwest. Travel in luxurious comfort on the Vista-Dome North Coast Limited and enjoy extra miles of scenic beauty through the northern Rockies and Cascades; thence by train to California and luxury liner to Hawaii or comfortable flight from Seattle-Tacoma or Portland to Honolulu.

For travel information and reservations, see your favorite travel agent, your nearest NP representative, or write L. Holmstrom, Asst. Pass. Traffic Mgr., Northern Pacific Railway, St. Paul, Minn. 55101.



The Lewis and Clark Traveller's Rest Buffet-Lounge car on the Vista-Dome North Coast Limited, is one of the most attractive and unusual cars on any American railroad.





# Northern Pacific Lines in Minnesota

### Free Stopover Privileges

Your Northern Pacific ticket permits stopover at all points enroute, within limit of ticket, at no additional rail fare. Just ask the train conductor.




### CHECK YOUR EXTRA BAGGAGE!

One or two small handbags will hold sufficient articles for the average traveler. It will add greatly to the convenience and comfort of yourself and fellow passengers if extra baggage is checked through to destination in train baggage service. The checking charge is small; only 25c for each hand bag and 50c for each trunk.

### PROTECT YOUR FUNDS with Travelers' Cheques

For our many patrons who prefer to carry a protected form of funds on their trips, at many of our larger ticket offices, you may change the cash you had planned to carry with you into American Express Travelers' Cheques. The charge for each \$100 purchased is only \$1.00. Travelers' Cheques are issued in convenient denominations of \$10, \$20, \$50 and \$100. They are spendable everywhere, and if lost or stolen a prompt refund is made.



### LIKE TO SKI?

Ask for free folder about Ski Areas at Red Lodge, Mont., Bozeman, Mont., Missoula, Mont., Sandpoint, Idaho . . . Call your nearest NP agent or write Leonard Holmstrom, Northern Pacific Ry., St. Paul, Minn. 55101.

Tickets reading via N. P. or G. N. between Minneapolis-St. Paul and Duluth-Superior will be honored on any one of the trains of the two lines.

### Duluth-Superior Short Line. Automatic Block Signal Protected

MINNEAPOLIS-ST. PAUL AND SUPERIOR-DULUTH

### BARGAIN COACH FARES

between Duluth-Superior and St. Paul-Minneapolis

Good on all trains

				TABLE 10					
				(Central Time)					
N. P.	G. N.	G. N.					G. N.	G. N.	N. P.
66	20	24					23	19	65
Daily	Daily	Daily	Miles				Daily	Daily	Daily
	9 50	5 00	8 10	0	Lv Minneapolis (Hennepin Ave. Station)	Ar	10 35	7 30	11 50
	10 30	4 30	7 45	11	Lv St. Paul (Union Station)	Ar	11 00	8 00	11 15
	f10 48			15	Gloster				f10 48
	10 56			22	White Bear Lake 35				10 40
	f11 03			27	Hugo				f10 30
	11 25			35	Forest Lake				f10 21
	f11 30			40	Wyoming				f10 16
	f11 34			44	Stacy				
	f11 42			52	North Branch				10 02
	f11 47			57	Harris				
	f11 54			64	Rush City				9 48
	f11 59			69	Rock Creek				
	12 04			74	Pine City				9 33
	f12 11			80	Beroun				f 9 26
	12 31			87	Hinckley				9 18
	f12 42			96	Groningen				
	f12 46			100	Pinlayson				9 04
	f12 51			109	Rutledge				
	f12 56			113	Willow River				8 52
	f 1 01			119	Sturgeon Lake				
	1 16			124	Moose Lake				8 38
	f 1 26			130	Barnum				f 8 30
	f 1 37			141	Mahtowa				f 8 23
	2 05			146	Carlton 11	Lv			8 09
	f 2 35			161	Wrenshall				f 7 42
				165	Central Avenue				
	3 18	7 35	11 05	169	Superior (Union Station) 11		7 45	5 00	7 17
				174	West Duluth				
	3 45	7 50	11 20		Duluth 11	Lv	7 30	4 45	7 00

Reference Notes: f—Flag stop. Rail-Auto available at this point.

## RANCH VACATIONS . . . BIG GAME HUNTING

Ranch vacations reach their peak during the summer months, but many fine ranches served by Northern Pacific, have extended their seasons to accommodate guests from early spring until late fall. Some are open the year 'round and many of them offer attractive rates for the so called "off-season".

Licensed outfitters and guides, including many dude ranch operators, are fully equipped to conduct wilderness pack trips and hunting trips into some of the finest fishing and big game hunting areas in the country. Northern Pacific can help you select the kind of outfit best suited to your particular requirements. Just contact any of the NP representatives listed on the back cover of this folder, or write L. Holmstrom, Asst. Passenger Traffic Manager, Northern Pacific Railway, St. Paul, Minn. 55101.







# Northern Pacific Lines in Montana, Washington and Idaho

## BUTTE-WHITEHALL AND PONY-HARRISON-NORRIS

N. P. T. Bus Ex.Sun.	Miles	TABLE 27 (Mountain Time)	N. P. T. Bus Ex.Sun.
10 30	0	Lv. . . . . Butte . . . . . Ar	5 30
11 15	33	Ar. . . . . Whitehall . . . . . Lv	4 40
Rail Tickets Honored			
11 15	33	Lv. . . . . Whitehall . . . . . Ar	4 40
11 30	40	Lv. . . . . Cardwell . . . . . Lv	4 25
f —	52	Lv. . . . . Sappington . . . . . Lv	f —
12 20	61	Lv. . . . . Harrison . . . . . Lv	3 50
12 45	75	Ar. . . . . Norris . . . . . Lv	3 30
1 00	—	Ar. . . . . Ennis . . . . . Lv	3 00
12 45	—	Lv. . . . . Harrison . . . . . Ar	2 00
1 15	6	Ar. . . . . Pony . . . . . Lv	1 30

## MISSOULA-HAMILTON-DARBY

N.P.T. Bus Daily Ex. Sun.	N.P.T. Bus Daily	Miles	TABLE 28 (Mountain Time)	N.P.T. Bus Daily Ex. Sun.
2 40	7 00	0	Lv Missoula 4, 5, 24 Ar	1 15 6 00
—	—	4	Lv. . . . . Post . . . . . Lv	—
—	—	6	Lv. . . . . Hayes . . . . . Lv	—
3 05	7 25	11	Lv. . . . . Lolo . . . . . Lv	12 45 5 35
—	—	15	Lv. . . . . McClain . . . . . Lv	f —
3 15	7 40	20	Lv. . . . . Florence . . . . . Lv	12 30 5 25
—	—	23	Lv. . . . . Kenspur . . . . . Lv	—
—	—	26	Lv. . . . . Bass . . . . . Lv	—
3 35	8 00	28	Lv. . . . . Stevensville . . . . . Lv	12 01 5 10
3 45	8 20	36	Lv. . . . . Victor . . . . . Lv	11 50 4 55
—	—	39	Lv. . . . . Tucker . . . . . Lv	—
3 55	8 50	44	Lv. . . . . Corvallis . . . . . Lv	11 40 4 45
4 10	9 20	48	Lv. . . . . Hamilton . . . . . Lv	11 10 4 30
—	—	51	Lv. . . . . Grantsdale . . . . . Lv	—
—	—	60	Lv. . . . . Como . . . . . Lv	—
—	—	62	Lv. . . . . Gorus . . . . . Lv	—
—	10 00	65	Ar. Darby (Nearest Lv rail-head to Salmon, Idaho).	10 45

## OLYMPIA AND ELMA-MONTESANO-ABERDEEN-HOQUIAM

### TABLE 29

Service to and from Olympia shown on Table 6A. Convenient bus service available between Olympia and Elma-Montesano-Aberdeen-Hoquiam. Rail tickets honored. Consult Northern Pacific agents for detailed schedule.

## SPOKANE-PULLMAN AND LEWISTON (No Checked Baggage Handled)

GREYHOUND BUS LINES				Miles	TABLE 30 (Pacific Standard Time)	N. P. Ry. Tickets Honored			
7 00	1 30	8 20	6 00	0	Lv. . . . . Spokane 5 . . . . . Ar	10 25	3 10	8 25	1 40
7 25	1 55	8 45	6 24	20	Lv. . . . . Spangle . . . . . Lv	10 00	2 45	8 00	f
f	f	f	f	28	LS. . . . . Plaza . . . . . Lv	f	f	f	f
7 45	2 15	9 05	6 41	36	Lv. . . . . Rosalia . . . . . Lv	9 43	2 28	7 43	12 56
—	—	—	6 58	47	Lv. . . . . Oakesdale . . . . . Lv	—	—	7 26	—
—	—	—	7 15	58	Lv. . . . . Garfield . . . . . Lv	—	—	7 09	—
—	—	—	7 31	68	Lv. . . . . Palouse . . . . . Lv	—	—	6 53	—
8 50	3 20	10 05	7 52	84	Lv. . . . . Pullman . . . . . Lv	8 40	1 25	6 32	11 55
9 05	3 40	—	8 09	95	Lv. . . . . Moscow . . . . . Lv	8 25	1 10	6 15	—
9 55	4 30	11 05	9 14	146	Ar. . . . . Lewiston . . . . . Lv	7 25	12 05	5 20	11 01

## At Butte

Union Pacific (N. P. Station)			
(Read Down)		(Read Up)	
* 7 30	Lv. . . . . Butte . . . . . Ar	* 7 30	
9 25	Lv. . . . . Dillon . . . . . Lv	5 27	
12 45	Ar. . . . . Idaho Falls . . . . . Lv	1 40	
2 05	Ar. . . . . Pocatello . . . . . Lv	12 25	
7 00	Ar. . . . . Salt Lake City . . . . . Lv	7 30	
5 00	Ar. . . . . Los Angeles . . . . . Lv	10 15	

# GRAY LINE

## SIGHTSEEING TOURS

are available at all important tourist points and provide the best and easiest way to see the outstanding attractions of the area.

Ask your local railroad agent for full information

Reference Notes:  
f—Stops on flag. \*—Daily.  
RA—Rail-Auto Service at this point.

# Connections with Northern Pacific Trains

## At Portland

### Southern Pacific Co.

Seat reservation and service charge ticket required for California intrastate passengers only. Pillow service available at nominal charge.

Daily 9	Daily 11	Miles	TABLE 31 Pac. Time 31	Daily 12	Daily 10
June 10 Thru Sept. 6 Only			See Table 6A for Seattle-Portland Service		June 10 Thru Sept. 6 Only
7 35	3 45	0	Lv. . . . . Portland . . . . . Ar	8 50	12 30
8 45	4 55	52	Lv. . . . . Salem . . . . . Ar	7 18	10 50
9 18	5 28	80	Lv. . . . . Albany . . . . . Ar	6 48	1 01
10 01	6 15	124	Ar. . . . . Eugene . . . . . Lv	6 05	9 33
2 25	10 43	318	Ar. . . . . Klamath Falls . . . . . Lv	1 25	4 55
5 15	1 45	425	Ar. . . . . Dunsmuir . . . . . Lv	10 30	2 15
5 20	1 50	425	Lv. . . . . Dunsmuir . . . . . Ar	10 25	2 10
6 59	3 30	482	Lv. . . . . Redding . . . . . Lv	8 35	12 31
10 30	7 05	657	Ar. . . . . Sacramento . . . . . Lv	a 5 10	9 15
10 53	7 40	—	Ar. . . . . Martinez . . . . . Lv	4 50	9 05
11 50	8 50	—	Ar. . . . . Oakland . . . . . Lv	3 50	8 15
12 20	9 25	725	Ar. . . . . San Francisco . . . . . Lv	3 10	7 40
—	8 28	683	Lv. . . . . Martinez . . . . . Ar	4 08	—
—	6 55	1165	Ar. . . . . Los Angeles . . . . . Lv	d 5 40	—

a—Western Greyhound bus. d—Connects at Martinez.

## EQUIPMENT—TRAINS TO CALIFORNIA TRAINS 11-12—CASCADE

Streamlined A. C. train. Reclining Seats.

Standard Sleepers—

Between Seattle and San Francisco (on 408-457 between Seattle and Portland).

Between Portland and San Francisco.

Lounge, Dining Service and Chair Cars.

Between Portland and San Francisco.

Dome-Lounge Car: Portland-San Francisco.

Coffee Shop Car: Portland-San Francisco.

## TRAINS 9-10 SHASTA DAYLIGHT

Streamlined A. C. Train.

Chair Cars—Portland-San Francisco. Reclining Seats.

Dome-Lounge Car: Portland-San Francisco.

Coffee Shop Car: Portland-San Francisco.

## At Seattle

PUGET SOUND STEAMSHIP SERVICE } Frequent  
HOOD CANAL-OLYMPIC PENINSULA } Ferry  
Seattle-Bremerton } Service

## GREAT NORTHERN RAILWAY

358	360		357	359
* 8 00	* 3 10	Lv. . . . . Seattle . . . . . Ar	* 11 00	* 4 45
8 53	4 01	Everett . . . . . Lv	10 05	3 45
10 20	5 34	Bellingham . . . . . Lv	8 31	2 16
11 29	6 39	New Westminster . . . . . Lv	7 27	1 05
11 45	7 00	Ar. . . . . Vancouver, B. C. . . . . Lv	* 7 10	* 12 45

NOTE—Tickets reading via Northern Pacific Railway to Everett or Bellingham, Wash. will be honored beyond Seattle on trains of the Great Northern Railway.

Pacific Standard Time  
Canadian Pacific S. S. Co.

4 30 (May 20 to Oct. 1, only) Bus service between Victoria and Nanaimo; frequent sailings between Nanaimo and Vancouver. Consult your agent.  
8 30 Lv. . . . . Victoria . . . . . Ar 11 30  
Ar. . . . . Seattle . . . . . Lv 7 30  
(Summer Service Only)

# Connections with Northern Pacific Trains

Schedules shown are latest information available at time of publication.

(Read down)		At Winnipeg		(Read up)	
Pano-rama	Super Con-tinental	Canadian National Rys.		Super Con-tinental	Pano-rama
5 Daily	1 Daily			2 Daily	6 Daily
9 20	11 10	Lv. . . . .	WINNIPEG (CDT) . . . . . Ar	7 35	3 30
5 45	7 15	Ar. . . . .	SASKATOON (CST) . . . . . Lv	9 25	5 15
6 10	7 40	Lv. . . . .	SASKATOON (CST) . . . . . Ar	9 00	4 50
11 20	12 45	Ar. . . . .	EDMONTON (MST) . . . . . Lv	1 50	9 20
11 59	1 15	Lv. . . . .	EDMONTON (MST) . . . . . Ar	1 25	8 55
6 00	6 10	Ar. . . . .	JASPER (MST) . . . . . Lv	3 10	4 10
7 00	6 40	Lv. . . . .	JASPER (PDT) . . . . . Ar	7 55	3 40
10 30	10 00	Ar. . . . .	VANCOUVER (PDT) . . . . . Lv	4 25	11 45

	The Canadian 1 Daily	Mls.	Canadian Pacific Railway.	The Canadian 2 Daily
10 45	0	Lv. . . . .	Winnipeg (CT) . . . . . Ar	11 05
5 32	357	Ar. . . . .	Regina (CT) . . . . . Lv	4 00
5 52	357	Lv. . . . .	Regina (CT) . . . . . Ar	3 40
6 37	408	Ar. . . . .	Moose Jaw (CT) . . . . . Lv	2 56
2 05	832	Ar. . . . .	Calgary (MT) . . . . . Lv	5 35
2 30	0	Lv. . . . .	Calgary (MT) . . . . . Ar	5 00
6 00	172	Ar. . . . .	Edmonton (MT) . . . . . Lv	1 30
2 35	832	Lv. . . . .	Calgary (MT) . . . . . Ar	5 05
4 40	934	Ar. . . . .	Banff (MT) . . . . . Lv	3 05
5 50	959	Lv. . . . .	Lake Louise (MT) . . . . . Ar	2 10
2 15	1224	Lv. . . . .	Kamloops (PT) . . . . . Ar	3 40
10 45	1474	Lv. . . . .	Vancouver (PT) . . . . . Ar	7 30

## At Minneapolis and St. Paul

Chicago, Burlington & Quincy R. R.										
The Main Street-er	After-noon Zephyr	Morn-ing Zephyr	Empire Builder	North Coast Limited		The Main Street-er	Morn-ing Zephyr	North Coast Limited	Empire Builder	After-noon Zephyr
48	24	22	32	26		47	21	25	31	23
8 55	2 50	7 45	6 20	6 15	Lv. . . . .	8 05	2 55	7 55	9 50	9 50
10 15	3 15	8 10	7 15	7 15	Ar. . . . .	6 15	2 30	7 05	9 15	9 15
12 04	4 37	9 34	8 47	8 47	Lv. . . . .	4 01	12 39	5 18	7 28	7 28
12 47	5 11	10 10	9 21	9 21	Ar. . . . .	3 24	12 07	4 45	6 54	6 54
2 46	6 52	11 43	10 54	10 54	Lv. . . . .	1 20	10 38	3 10	5 23	5 23
5 40	9 30	1 54	1 15	1 15	Ar. . . . .	10 09	8 35	12 57	3 08	3 08
6 40	9 55	2 40	2 00	2 00	Lv. . . . .	9 30	8 00	12 20	2 30	2 30

C. B. & Q. Trains 25-26-32-22 carry checked baggage only for through movement between Chicago-St. Paul-Minneapolis and not to or from intermediate stations.  
 C. B. & Q. Trains 47-48 do not handle checked baggage to or from Aurora, Oregon, Rochelle or Winona Junction.

## Chicago, Milwaukee, St. Paul and Pacific R. R.

Morn-ing Hia-watha	After-noon Hia-watha	Fast Mail	The Pioneer Limited		Morn-ing Hia-watha	After-noon Hia-watha	The Pioneer Limited
7 30	11 15	6 25	9 40	Lv. . . . .	10 30	6 10	12 35
8 05	11 40	7 15	10 20	Ar. . . . .	9 40	5 25	1 58
9 39	1 20	9 10	12 12	Lv. . . . .	7 00	3 21	4 50
10 13	1 55	10 05	1 00	Ar. . . . .	5 45	2 47	5 26
1 20	4 55	2 00	4 40	Lv. . . . .	12 20	11 01	7 15
2 45	6 25	4 00	6 45	Ar. . . . .	10 30	9 30	7 50

### Reference Marks

- \*—Daily.
- a—Stops to discharge passengers.
- b—Stops to pick up passengers.
- ‡—Daily, except Saturdays, Sundays and Holidays.

## TRAVEL BY TRAIN



## At Minneapolis and St. Paul (Continued)

Chicago, Rock Island & Pacific Ry.									
	15	Twin Star Rocket 17	19-190		Twin Star Rocket 18	201-20	16		
Lv. . . . .	8 00	10 45	3 30	Lv. . . . .	7 30	8 25	8 10		
Ar. . . . .	8 40	11 15	4 05	Ar. . . . .	6 30	7 55	7 25		
Lv. . . . .	2 30	4 05	7 30	Lv. . . . .	1 20	—	1 15		
Ar. . . . .	—	—	—	Ar. . . . .	—	5 45	—		
Lv. . . . .	7 55	8 45	—	Lv. . . . .	8 45	—	8 00		

## JEFFERSON TRANSPORTATION COMPANY (Motor Bus)

Central Standard Time.

Daily	Daily	Daily	Daily	Lv. . . . .	Daily	Daily	Daily	Daily
7 15	4 20	12 30	6 30	Lv. . . . .	9 45	3 00	5 45	9 20
7 45	5 00	1 10	7 05	Lv. . . . .	9 10	2 20	5 05	8 50
—	—	3 00	9 10	Ar. . . . .	7 25	12 30	3 10	7 00

Limousine and Ambulance Service also available to and from Rochester connecting with Northern Pacific trains. Ask your N. P. agent for details.

## At Chicago

### G. M. & O. (Union Station)

To Springfield-St. Louis

(Read Down)				(Read Up)			
Mid-night Spl. 5	Abra-ham Lincoln 3	The Ltd. 1		Abra-ham Lincoln 2	The Ltd. 4	Mid-night Spl. 6	
11 25	4 55	10 10	Lv. . . . .	2 18	9 05	7 00	
2 35	7 06	1 29	Ar. . . . .	12 01	6 50	3 40	
3 21	7 35	2 35	Ar. . . . .	10 54	5 35	1 55	
7 30	10 30	4 43	Ar. . . . .	8 58	3 30	11 30	

(Read Down)		Baltimore & Ohio (Grand Central Station)			(Read Up)	
The Diplo-mat 8-108	The Cap-itol 6	10-150	DAYLIGHT SAVING TIME		The Cap-itol 5	The Diplo-mat 107-7
10 20	4 30	11 20	Lv. . . . .	6 40	8 30	4 10
9 48	2 20	11 40	Ar. . . . .	9 10	12 05	7 10
5 55	9 30	7 05	Lv. . . . .	1 00	5 00	11 15
7 00	10 45	8 12	Ar. . . . .	11 45	3 40	9 45

(Read Down)		Chesapeake & Ohio Ry.—Big Four Route (Central Station)				(Read Up)	
Sports-man	Geo. Wash-ington	DAYLIGHT SAVING TIME		Geo. Wash-ington	F. F. V.		
3 55	—	Lv. . . . .	Chicago . . . . . Ar	1 30	—		
8 40	—	Lv. . . . .	Indianapolis . . . . . Ar	10 25	—		
11 00	—	Lv. . . . .	Cincinnati . . . . . Ar	8 20	—		
11 50	5 30	Lv. . . . .	Cincinnati . . . . . Ar	7 35	3 55		
5 15	9 00	Ar. . . . .	Washington . . . . . Lv	5 40	11 40		
4 43	9 05	Ar. . . . .	Richmond . . . . . Lv	5 40	11 15		
7 23	12 00	Ar. . . . .	Norfolk . . . . . Lv	2 50	7 55		
7 30	12 15	Ar. . . . .	Portsmouth . . . . . Lv	2 35	7 40		

# Connections with Northern Pacific Trains

Schedules shown are latest information available at time of publication.

**SEE  
AMERICA  
FIRST  
BY RAIL**

**Chicago & Eastern Illinois**  
(Read Down) (Read Up)

Humming Bird 93-5	(Dearborn Station)	Humming Bird 6-54
* 3 45	Lv. Chicago Ar.	9 45
10 15	Lv. Evansville Lv.	3 40
2 40	Lv. Nashville Lv.	11 35
10 15	Ar. Atlanta Lv.	5 30
6 45	Ar. Birmingham Lv.	6 30
2 21	Ar. Biloxi Lv.	10 26
4 30	Ar. New Orleans Lv.	8 45

**Chesapeake & Ohio Railway**  
(Grand Central Station)  
(Read Down) (Read Up)

10	8	Daylight Saving Time	9	15
x10 35	5 30	Lv. Chicago Ar.	d11 59	5 30
3 10	9 45	Ar. Grand Rapids Lv.	7 40	11 59
11 20		Traverse City Lv.		5 55
8 43		Lansing Lv.		7 22
10 30		Detroit Lv.		5 30

(Read Down) **Erie Lackawanna**. (Dearborn Station) (Read Up)

Lake Cities 6	Phoebe Snow 2	Daylight Saving Time	Lake Cities 5	Phoebe Snow 1
10 35	6 30	Lv. Chicago Ar.	4 10	8 00
8 05	4 35	Ar. Youngstown Lv.	8 54	11 40
8 45	6 20	Ar. Hoboken (New York) Lv.	7 30	10 00

(Read Down) **Grand Trunk—Canadian National Rys.** (Dearborn Station) (Read Up)

(CDT)	54	International 56	Maple Leaf 58	53	Maple Leaf 59	International 55
*11 40	* 9 25	*10 45	Lv. Chicago Ar.	* 7 00	* 6 20	* 8 15
5 20	2 47	4 08	Ar. Flint Lv.	12 31	12 55	3 30
(EST) d 7 35	—	5 10	Ar. Detroit Lv.	d11 00	11 30	—
(EDT) 4 05	9 10	11 15	Ar. Toronto Lv.	6 40	8 00	*11 15

(Read Down) (Read Up)

Panama Ltd., 3	City of New Orleans 5	Southern Express 25	Illinois Central (Central Station)	Memphis-New Orleans	The Creole 8	Panama Ltd., 4	City of New Orleans 2
* 7 15	* 4 30	* 7 45	*11 00	Lv. Chicago Ar.	* 6 40	* 7 00	* 8 00
6 50	1 40	5 00	1 15	Ar. Memphis Lv.	6 45	7 30	10 30
4 15	9 00	12 25	6 45	Ar. New Orleans Lv.	9 15	11 35	3 30

Seminole 9	Every other day City of Miami 53	Illinois Central (Central Station)	Florida	Every other day City of Miami 52	Seminole 10	Green Diamond 21	Illinois Central (Central Station)	Green Diamond 22
* 4 45	8 45	Lv. Chicago Ar.	5 50	*10 45	* 8 00	Lv. Chicago Ar.	* 8 15	* 8 45
7 50	10 20	Ar. Birmingham Lv.	3 50	7 00	11 22	Ar. Springfield Lv.	4 45	2 40
9 00	9 25	Ar. Jacksonville Lv.	6 40	7 30	1 40	Ar. St. Louis Lv.	4 45	2 40
—	3 45	Ar. W. Palm Beach Lv.	10 58	—	<b>Monon</b>			
—	5 45	Ar. Miami Lv.	9 25	—	(Dearborn Station)			
6 00	5 05	Ar. St. Petersburg Lv.	10 30	8 45	5			6
6 30	3 40	Ar. Tampa Lv.	12 01	10 30	6 25	Lv. Chicago CDT Ar.	2 05	6 30
8 15	8 15	Ar. Fort Meyers Lv.	—	8 00	2 10	Ar. Louisville EDT Lv.	—	—

The Chicagoan 90	20th Century 26	New England States 28	Fifth Ave. Special 6	New York Central (La Salle Station)		New England States 27	20th Century 25	The Chicagoan 59	51
8 45	3 30	3 45	8 50	Lv. Chicago Ar.	8 40	8 00	3 30	3 25	
2 15	—	8 43	1 58	Ar. Toledo Lv.	5 28	—	12 23	11 50	
4 45	—	10 55	4 26	Ar. Cleveland Lv.	—	—	10 20	9 40	
10 05	—	2 00	8 43	Ar. Buffalo Lv.	1 00	—	—	—	
7 45	8 30	—	6 15	Ar. New York Lv.	—	5 00	—	—	
—	—	12 05	—	Ar. Boston Lv.	2 30	—	—	—	

(Read Down) **New York Central (La Salle St. Station)** (Read Up)

Motor City Spl. 368	Twilight Ltd. 356	Wolverine 8	Michigan 355	Twilight Ltd. 357	Motor City Spl. 369
12 01	4 15	12 30	Lv. Chicago Ar.	4 00	9 45
7 30	10 40	6 45	Ar. Detroit Lv.	11 30	5 15
—	—	—	Ar. Buffalo (Cent. Ter) Lv.	—	10 20
—	—	8 00	Ar. New York Lv.	—	—
—	—	1 05	Ar. Boston Lv.	—	—

James Whitcomb Riley 304	New York Central (Central Station)	James Whitcomb Riley Coach Only 303	Sycamore 305
* 8 55	Lv. Chicago Ar.	* 1 30	*10 05
1 55	Ar. Indianapolis Lv.	10 35	7 15
—	Ar. Cincinnati Lv.	8 20	—
—	<b>Southern Ry.</b>		
—	10 45	Ar. Atlanta Lv.	5 45
—	1 10	Ar. Macon Lv.	2 45
—	7 55	Ar. Jacksonville Lv.	10 00
—	7 00	Ar. Miami (S.A.L.) Lv.	10 00

**TRAIN TRAVEL**  
is Safe and Comfortable

(Read Down) **Pennsylvania Railroad (Union Station)** (Read Up)

The Kentuckian 74-94 Daily	The Southwind #90	The Kentuckian 95-75	The Southwind #93
* 9 25	8 35	Lv. Chicago Ar.	6 30
3 45	1 32	Ar. Indianapolis Lv.	3 32
7 15	4 00	Ar. Louisville Lv.	12 55
—	6 25	Ar. Nashville Lv.	8 42
—	10 25	Ar. Birmingham Lv.	4 32
—	9 55	Ar. Jacksonville Lv.	6 30
—	5 55	Ar. Miami Lv.	10 30
—	5 25	Ar. St. Petersburg Lv.	10 30

**Pennsylvania Railroad (Union Station)**

The Buckeye 74	70	71	The Buckeye 75
* 9 25	*10 55	Lv. Chicago Ar.	3 15
12 55	2 30	Ar. Logansport (van Station) Lv.	1 43
6 30	7 45	Ar. Cincinnati Lv.	* 8 25
—	—	Ar. Roanoke Lv.	7 05
—	7 35	Ar. Winston Salem Lv.	3 10
—	—	Ar. Durham Lv.	2 15
—	12 55	Ar. Norfolk Lv.	1 05

**Reference Notes:**  
 \*Daily. dDaily Ex. Sunday. xDaily Ex. Saturday.  
 #Ask agent for dates of operation.









# One-Way and Round Trip Railroad Fares

NOTE: All fares quoted herein are for information only. They are compiled from latest tariffs but are subject to change.

BETWEEN	First Class		Coach Class		BETWEEN	First Class		Coach Class	
	One Way	6 Mos. Round Trip	One Way	6 Mos. Round Trip		One Way	6 Mos. Round Trip	One Way	6 Mos. Round Trip
<b>SEATTLE-TACOMA AND</b>					<b>PORTLAND AND</b>				
Atlanta, Ga.	\$ 111.36	\$ 167.00	\$ 86.70	\$ 129.75	Atlanta, Ga.	\$ 108.24	\$ 167.00	\$ 84.72	\$ 129.75
Baltimore, Md.	137.78	222.01	94.59	155.08	Baltimore, Md.	137.78	222.01	94.59	155.08
Birmingham, Ala.	104.29	154.30	82.25	121.45	Birmingham, Ala.	101.17	154.30	79.66	121.45
Boston, Mass.	159.10	273.47	109.91	184.09	Boston, Mass.	159.10	273.47	109.91	184.09
Buffalo, N. Y.	122.43	202.32	86.98	142.27	Buffalo, N. Y.	122.43	202.32	86.98	142.27
Butte, Mont.	26.02	46.85	20.50	36.90	Chicago, Ill.	82.75	126.80	65.16	99.75
Chicago, Ill.	82.75	126.80	65.16	99.75	Cincinnati, Ohio	104.98	170.91	79.14	126.73
Cincinnati, Ohio	104.98	170.91	79.14	126.73	Cleveland, Ohio	108.49	177.29	78.31	130.33
Cleveland, Ohio	108.49	177.29	78.31	130.33	Des Moines, Iowa	73.63	112.95	57.99	89.35
Des Moines, Iowa	73.63	112.95	57.99	89.35	Detroit, Mich.	104.24	169.48	75.55	126.04
Detroit, Mich.	104.24	169.48	75.55	126.04	Indianapolis, Ind.	96.71	154.72	70.81	117.25
Fargo, N. D.	58.14	92.35	45.79	78.10	Jacksonville, Fla.	117.81	186.10	91.53	144.15
Helena, Mont.	26.00	46.80	20.48	36.90	Kansas City, Mo.	74.64	112.95	58.79	89.35
Indianapolis, Ind.	96.71	154.72	70.81	117.25	Louisville, Ky.	105.51	159.41	79.64	119.35
Jacksonville, Fla.	122.96	186.10	95.63	144.15	Miami, Fla.	133.37	214.15	102.65	164.20
Kansas City, Mo.	75.64	112.95	59.57	89.35	New York, N. Y.	150.13	254.90	104.22	171.47
Louisville, Ky.	105.51	159.41	79.64	119.35	Philadelphia, Pa.	143.67	242.58	100.16	164.65
Miami, Fla.	138.52	214.15	106.75	164.20	Pittsburgh, Pa.	116.61	185.42	82.25	134.84
Missoula, Mont.	21.39	38.65	16.84	30.35	St. Louis, Mo.	84.42	126.80	66.51	99.75
New York, N. Y.	150.13	254.90	104.22	171.47	St. Paul, Minn.	69.71	108.35	54.90	83.70
Philadelphia, Pa.	143.67	242.58	100.16	164.65	Seattle, Wash.	7.06	12.75	5.57	10.05
Pittsburgh, Pa.	116.61	185.42	82.25	134.84	Tacoma, Wash.	5.58	10.05	4.40	7.95
St. Louis, Mo.	85.32	126.80	67.21	99.75	Tampa, Fla.	126.80	202.30	97.96	155.75
St. Paul, Minn.	67.47	106.35	53.14	83.70	Washington, D. C.	137.78	222.01	94.59	155.08
Spokane, Wash.	12.20	22.00	9.63	17.35					
Tampa, Fla.	131.95	202.30	102.06	155.75					
Washington, D. C.	137.78	222.01	94.59	155.08					

## TRAVEL ON CREDIT

Northern Pacific Railway offers convenient, nation-wide credit service to individuals and to companies for their traveling personnel, through either the American Express Credit Service or the Rail Travel Credit Agency. For details see your NP agent or write F. G. Scott, Passenger Traffic Manager, Northern Pacific Railway, St. Paul, Minn. 55101.

## YOUR NP AGENT CAN HELP YOU

Ask about—  
 Travelers' Cheques  
 Family Plan Fares  
 Train—Auto Service  
 Travel on Credit

① Via Pasco and S. P. & S. Ry. or via Seattle. ② Reduced special coach rates in effect; consult Northern Pacific agent for fares.  
 ③ Eastbound fare. ④ Via Chicago.

# CONDENSED SCHEDULES NORTHERN PACIFIC TIME FREIGHT SERVICE

## ST. PAUL—MINNEAPOLIS—LAUREL—SEATTLE—TACOMA—PORTLAND

WESTBOUND—READ DOWN					EASTBOUND—READ UP				
No. 601	No. 603	No. 605	No. 631	No. 651	No. 600	602	No. 604	No. 606	No. 652
1 30 AM-1	10 30 AM-1	2 30 PM-0	9 45 PM-0	10 30 AM-1	Lv. St. Paul-Mpls. (CST)	Ar. 8 30 AM-3	4 00 AM-4	6 00 AM-2	
	8 00 PM-0	6 15 PM-0	6 15 PM-0	8 00 PM-0	Lv. Duluth-Superior	Ar. 6 00 AM-4	6 00 AM-4		
		7 15 PM-0	2 00 AM-1		Lv. Staples	Ar. 5 44 AM-3	10 35 PM-3	12 55 AM-2	
			4 30 AM-1		Ar. Detroit Lakes				
		9 30 PM-0			Ar. Lake Park				
					Ar. Dilworth { Moorhead				
		11 15 PM-0	5 30 AM-1		Ar. Fargo	Ar. 6 50 PM-3			
					Ar. W. Fargo				
		7 20 AM-1			Ar. Valley City				
		8 30 AM-1			Ar. Jamestown (CST)	Ar. 2 45 PM-3	5 20 PM-1		
		1 00 PM-1			Ar. Bismarck-Mandan	Ar. 10 50 AM-3	1 40 PM-1		
		8 00 PM-1			Ar. Dickinson (MST)	Ar. 9 20 AM-1	9 20 AM-1		
		2 45 AM-2			Ar. Glendive	Ar. 5 05 AM-1	5 05 AM-1		
		9 45 AM-2			Ar. Forsyth				
		3 30 PM-2			Ar. Billings				
		4 30 PM-2			Ar. Laurel	Ar. 8 36 AM-2	6 45 PM-2	See Note	
					Lv. Laurel	Ar. 7 21 AM-2	5 45 PM-2	9 00 PM-0	
		9 50 AM-2			Ar. Livingston	Ar. 2 00 PM-2	2 00 PM-2	5 00 AM-3	
		10 35 AM-2			Ar. Helena	Ar. 8 45 AM-2	8 45 AM-2	12 45 AM-3	8 00 PM-1
		#			Ar. Butte	Ar. 3 30 AM-2	3 30 AM-2	6 45 PM-2	8 00 AM-1
					Ar. Missoula (MST)	Ar. 1 10 PM-1	4 00 PM-1	12 01 PM-2	
		8 53 AM-2	4 35 AM-3		Ar. Spokane (PST)	Ar. 8 35 AM-1	9 00 AM-1	12 30 AM-2	
		12 22 PM-2	9 15 AM-3		Ar. Pasco	Ar. 5 50 AM-1	11 00 PM-0	5 45 PM-1	
		3 51 PM-2	4 05 PM-3		Ar. Yakima	Ar. 1 00 AM-1	2 00 PM-0	12 01 PM-1	
		9 00 PM-2	11 30 PM-3		Ar. Seattle-Tacoma (Auburn)			6 00 AM-1	
SPS-275	SPS-275					SPS-276	SPS-276		
3 00 PM-2	3 00 PM-3				Ar. Spokane	Ar. 11 30 AM-1	11 30 AM-1		
8 50 PM-2	8 50 PM-3				Lv. Pasco	Ar. 9 00 PM-0	9 00 PM-0		
10 00 PM-2	10 00 PM-3				Ar. Vancouver	Ar. 7 00 PM-0	7 00 PM-0		
					Ar. Portland				

#—Cars to these points handled on 603BL Manifest which originates Laurel, Mont. 5 00 AM daily arriving Helena and Missoula afternoon same day.  
 Note—Train 604 picks up livestock at Billings.

# NORTHERN PACIFIC RAILWAY COMPANY

## GENERAL OFFICE

176 E. 5th Street, St. Paul, Minnesota 55101  
Tel. CAPITAL 2-7773

## WESTERN HEADQUARTERS

Central Building, 810 Third Ave.  
Seattle, Washington 98104, Tel. MAIN 3-5560

E. M. Stevenson, Vice President, Traffic, St. Paul, Minn. 55101

F. G. Scott, Passenger Traffic Manager . . . . . St. Paul, Minn.  
Leonard Holmstrom, Asst. Passenger Traffic Manager . . . . . St. Paul, Minn.  
M. L. Thomson, Western Passenger Traffic Manager . . . . . Seattle, Wash.  
W. A. Gustafson, Manager Advertising and Publicity . . . . . St. Paul, Minn.  
E. P. Reswick, Manager, Mail, Baggage and Express Traffic . . . . . St. Paul, Minn.

**Aberdeen, Wash. 98520**, Union Sta. . . . . Tel. LEnox 2-2140  
H. J. BOND . . . . . General Agent

**Atlanta, Ga. 30303** . . . . . Tel. 524-8119  
1313 Healey Bldg.  
J. A. MARSHALL . . . . . Gen. S. E. Agent

**Bellingham, Wash. 98225** . . . . . Tel. 733-1940  
E. T. AUNE . . . . . General Agent

**Billings, Mont. 59101**, N. P. Bldg. . . . . Tel. 259-4521  
D. J. POWERS . . . . . General Agent  
B. R. BAILEY . . . . . Depot Ticket Agent, Union Station

**Bozeman, Mont., L. D. A. REEL** . . . . . Agent

**Bremerton, Wash. 98310** . . . . . Tel. ESsex 7-3791  
Doug Fox Travel Service . . . . . Agent  
236 First Street

**Buffalo, New York 14203** . . . . . Tel. TL4-6822  
601 Ellcott Sq.  
GEORGE A. HOLM . . . . . General Agent

**Butte, Mont. 59701**, N. P. Sta. . . . . Tel. 792-2520  
K. A. KNUTSON . . . . . General Agent  
Depot Ticket Office, N. P. Station . . . . . Tel. 723-3275  
D. CHEW . . . . . City Passenger and Ticket Agent

**Chicago, Ill. 60603** . . . . . Tel. Financial 6-6776  
1172 Marquette Bldg., 140 South Dearborn St.  
H. F. COMPTON . . . . . General Agent Passenger Department  
C. M. GAUTWICK . . . . . Assistant Freight Traffic Manager

**Cincinnati, O. 45202** . . . . . Tel. 241-5938  
1409-10 Carew Tower  
M. F. CONNOR . . . . . General Agent

**Cleveland, O. 44113** . . . . . Tel. MAIN 1-2846  
1334 Term. Tower Bldg.  
L. A. GINDLING . . . . . General Agent

**Dallas, Tex. 75201** . . . . . Tel. Riverside 7-7872  
1009 Kirby Bldg.  
E. A. CASSELL . . . . . General Agent

**Denver, Colo. 80202**, 702 Ry. Ex. Bldg. . . . . Tel. 244-3743  
S. F. FITZPATRICK . . . . . General Agent

**Detroit, Mich. 48226** . . . . . Tel. WOODward 2-4934-2-4935  
810 Lafayette Bldg.  
WALTER WESTMAN . . . . . G. F. & P. A.

**Duluth, Minn. 55802** . . . . . Tel. RA. 2-8353  
Union Depot, Rm. 111.  
T. O. KIRKVOLD . . . . . A. G. F. & P. A.  
S. L. HUDSON . . . . . Depot Ticket Agent

**Edmonton, Alta.** . . . . . Tel. 424-4454  
10201-104th St., Room 409.  
R. W. DONALDSON . . . . . General Agent

**Eugene, Oregon 97401** . . . . . Tel. 342-1271  
Cascade Bldg.  
J. E. BECKWITH . . . . . General Agent

**Everett, Wash. 98201** . . . . . Tel. ALpIne 9-1117  
2631 Broadway.  
C. H. WILSON . . . . . General Agent

**Fargo, N. D. 58103** . . . . . Phone ADams 5-7544  
W. E. TAYLOR . . . . . A. G. F. & P. A.  
M. L. BORDERUD . . . . . Agent, Pass. Station

**Grand Forks, N. D. 58201**, N. P. Sta. . . . . Tel. 774-9431  
R. W. CRAN . . . . . General Agent

**Helena, Mont. 59601** . . . . . N. P. Station, Tel. 442-1660  
HERMAN JOHNSON, JR. . . . . City Passenger and Ticket Agent

**Kansas City, Mo. 64105** . . . . . Tel. VICTor 2-3141  
411-13 Board of Trade Building  
K. A. THROWBRIDGE . . . . . General Agent

**Lewiston, Idaho 83501** . . . . . Tel. SHerwood 3-8583  
Union Station.  
C. W. MECKSTROTH . . . . . General Agent

**Livingston, Mont., C. R. AVERY** . . . . . Agent

**Los Angeles, Cal. 90014** . . . . . Telephone MADison 7-2321  
610 South Main St., Room 464.  
SPENCER A. JEWELL . . . . . General Agent

**Milwaukee, Wis. 53203** . . . . . Tel. BR 6-2815  
913 Majestic Bldg. . . . . and 6-2816  
G. E. THORNE . . . . . General Agent

**Minneapolis, Minn. 55402** . . . . . Tel. 339-4833  
101 South 7th St., (at Marquette) (Roanoke Bldg.)  
J. A. BEATTY . . . . . Assistant General Passenger Agent  
O. E. HERMAN . . . . . Depot Ticket Agent  
Hennepin Ave. Sta., Phone 333-0124

**Minneapolis, Minn. 55402** . . . . . Tel. 339-9146  
607 Marquette Ave., Room 200.  
L. S. KISER . . . . . Asst. General Freight Agent

**Missoula, Mont. 59801** . . . . . Tel. 543-3161  
RICHARD ROTH . . . . . General Agent  
W. A. BROUELLETTE . . . . . Passenger Agent

**New York, N. Y. 10020** . . . . . Phone Circle 6-4053  
630 Fifth Ave., Room 605.  
J. R. PATTERSON, General Freight and Passenger Agent  
W. C. HAVENS . . . . . General Agent Passenger Dept.

**Oakland, Cal. 94612** . . . . . Tel. 451-8717  
611 Central Bldg.  
J. V. KRISMAN . . . . . General Agent

**Omaha, Neb. 68102** . . . . . Phone 341-7177  
309 W. O. W. Bldg.  
A. G. ANDERSON . . . . . General Agent

**Pasco, Wash. 99301** . . . . . Tel. LI7-3244  
H. P. WORLD . . . . . D. F. & P. A.  
Ticket Office . . . . . Northern Pacific Depot

**Philadelphia, Pa. 19109** . . . . . Tel. Kingsley 5-0181  
123 So. Broad St., Room 926.  
R. W. THOEMKE . . . . . General Agent

**Pittsburgh, Pa. 15222** . . . . . Tel. ATLantic 1-0306  
608-9 Park Bldg.  
CARL A. SCHELLY . . . . . General Agent

**Portland, Ore. 97204** . . . . . Tel. 227-0415  
City Ticket Office, 439 S. W. 6th Ave.  
A. T. MERCER . . . . . Gen. Agent Passenger Dept.  
F. M. SMITH . . . . . Depot Ticket Agent  
Union Station, Phone CA 7-3421

**Portland, Ore. 97205** . . . . . Phone 227-0423  
707 Amer. Bk. Bldg.  
W. D. MILLER . . . . . Gen. Freight Agent

**Rochester, Minn. 55901** . . . . . Tel. AT 2-2072  
105 1/2 2nd Ave. S.W.  
C. F. DAY . . . . . Joint Ticket Agent

**St. Louis, Mo. 63102** . . . . . GARfield 1-3280  
840 Boatmen's Bk. Bldg.  
E. A. KOVACS . . . . . General Agent

**St. Paul, Minn. 55102** . . . . . Tel. CAPITAL 2-7773  
Hotel St. Paul (St. Peter St. at 5th St.)  
H. R. CORTON . . . . . General Agent, Passenger Department  
E. P. BRUERS . . . . . Terminal Agent  
Union Station, Phone CA 4-7681

**St. Paul, Minn. 55101** . . . . . Tel. CAPITAL 2-7773  
Northern Pacific Bldg.  
R. E. MCCOURTNEY . . . . . Asst. General Frt. Agent

**San Francisco, Cal. 94105** . . . . . Tel. 781-1078  
1003 Monadnock Bldg.  
DANIEL TINNEY . . . . . General Agent

**Seattle, Wash. 98104**, 800 Third Ave. Central Bldg.,  
R. K. ROBINSON . . . . . General Agent, Pass. Dept.  
C. H. PICKRELL, Alaska Passenger Representative  
R. E. COOPER, Manager, Reservation Bureau.  
City Ticket Office . . . . . Tel. MAIN 3-5560

R. W. GEIERMANN . . . . . City Ticket Agent  
D. J. RIEPE . . . . . King St. Station Depot Ticket Agent

**Freight Department—**  
M. J. DELMORE . . . . . General Agent, Freight Dept.

**Spokane, Wash. 99204**, Northern Pacific Station,  
W. 221 First Ave., Telephone MADison 4-5321  
W. J. RIDDELL . . . . . General Agent

**Superior, Wis. 54881** . . . . . Tel. 394-7641  
G. L. SPANIOL . . . . . Union Depot Ticket Agent

**Tacoma, Wash. 98402**, Union Station, Tel. MA7-4155  
Tel. Pass. Dept. BR2-2626; Traffic FU3-1428  
G. T. FLYNN . . . . . Asst. Gen Frt. and Pass. Agent  
H. M. NELSEN . . . . . Depot Ticket Agent, Union Station

**Toronto 1, Ont., Rm. C-29, Un. Sta.** . . . . . Phone 364-2028  
C. G. WATTAM . . . . . General Agent

**Vancouver 1, B. C.**, 516 Stock Exchange Bldg.,  
475 Howe St., Tel. MUTual 3-2461  
J. M. RICHMOND . . . . . General Agent

**Walla Walla, Wash. 99362**, N. P. Sta. Tel. JACKson 5-0740  
G. B. NELSON . . . . . General Agent

**Washington, D. C. 20005**, 500 Shoreham Bldg.,  
Tel. NATIONAL 8-8670 and 8-8671  
**Passenger Department—**  
E. K. KREMER . . . . . District Passenger Agent  
**Freight Department—**  
R. W. THOEMKE . . . . . General Agent

**Winnipeg 1, Man.**, 40 Trans-Canada Bldg.,  
Tel. 942-7947, 942-7946  
K. R. RUE . . . . . General Agent

**Winston-Salem, N. C. 27101**, 208 Wachovia Bldg.,  
Tel. 723-1132  
L. O. MOE . . . . . Dist. Frt. and Pass. Agent

**Yakima, Wash. 98901** . . . . . Tel. GL 3-9151  
J. H. HALVORSEN . . . . . General Agent