

# Installation Guide

10GBase SFP+ LC Transceiver

TXM431-LR/TXM431-SR

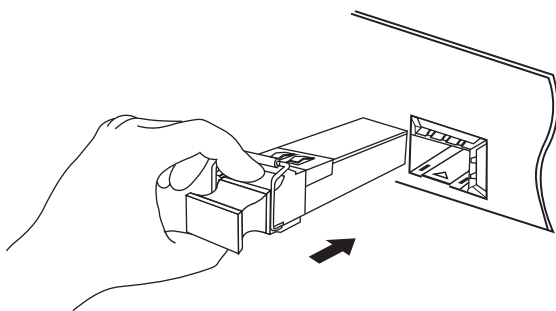


7106506443 REV1.0.0

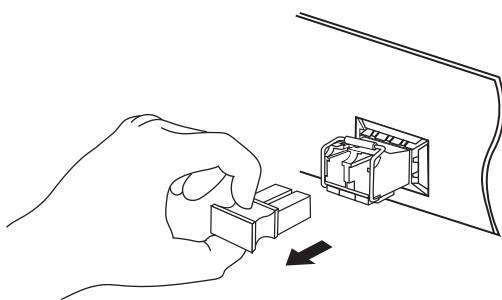
For more information, please visit our website: <http://www.tp-link.com>

## Install the SFP

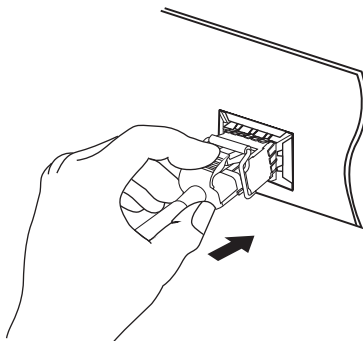
1. Wear an ESD-preventive wrist or ankle strap to prevent ESD damage to the transceiver.
2. Insert the SFP into the SFP slot and firmly press it into place.



3. Remove the protective dust plug from the SFP.

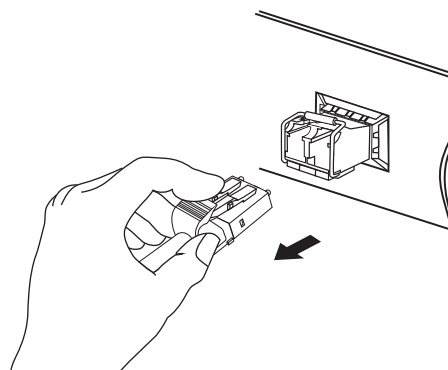


4. Plug a fiber-optic cable into the SFP. Note that the SFP works without any additional configuration.

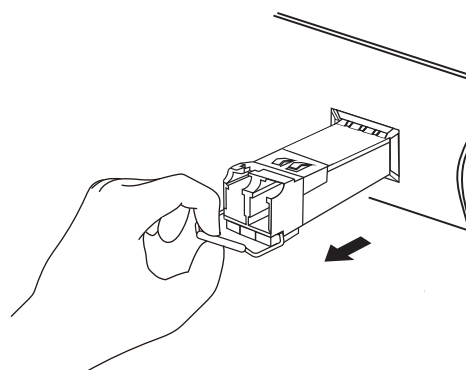


## Remove the SFP

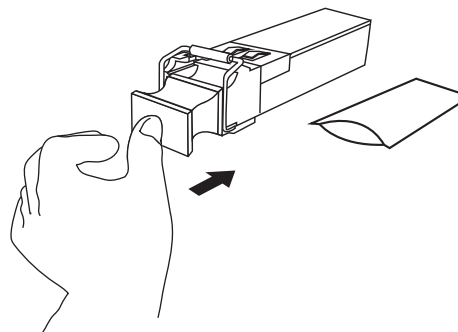
1. Wear an ESD-preventive wrist or ankle strap to prevent ESD damage to the transceiver.
2. Disconnect the network fiber-optic cable from the SFP.



3. Pull the safety latch downwards to release the SFP, and then pull it out from the slot.



4. Reinstall the protective dust plug in the SFP's optical bores and place it on antistatic mat or a static shielding bag.



### Note:

1. Do not touch the output pins on the transceiver with your hand.
2. Always keep the protective dust plug on the SFP's optical bores until you are ready to make a connection.

### Caution:

DO NOT point or stare directly into the beam or into the optical port of the transceiver when it is operating, as this can injure your eyesight.

# Connection

Only use the same transceiver model between switches for fast and reliable connectivity.



## General Specifications

Normal	TXM431-LR	TXM431-SR	
Wave Length	1310nm	850nm	
Standards and Protocols	IEEE 802.3ae, CSMA/CD, TCP/IP		
Cable	Single-mode Fiber	Multi-mode Fiber	
Fiber Type	9/125 um Single-mode	50/125 um Multi-mode	62.5/125 um Multi-mode
Max. Cable Length	10km	300m	33m
Data Rate	10Gbps		
Port Type	LC/UPC		
Power Support	3.3V		
Safety & Emission	FCC, CE		

## Environmental and Physical Specifications

Operation Temperature	0°C~70°C (32°F~158°F)
Storage Temperature	-40°C~80°C (-40°F~176°F)
Operation Humidity	10%~90% RH, Non-condensing
Storage Humidity	5%~90% RH, Non-condensing

## TP-LINK Compatible Products

T3700G-28TQ  
T2700G-28TQ  
T1700G series Switches  
T1700X series Switches  
TX-432

Note:  
The SFP modules may be incompatible with other vendors' devices. We recommend that you use only TP-LINK SFP modules on your TP-LINK devices.

## SAFETY NOTICES

### ⚠ Cautions

Do not use this product near water, for example, in a wet basement or near a swimming pool. Avoid using this product during an electrical storm. There may be a remote risk of electric shock from lightning.  
Do not point or stare directly into the beam or into the optical port of the transceiver when it is operating, as this can injure your eyesight.

## COPYRIGHT & TRADEMARKS

Specifications are subject to change without notice. **TP-LINK®** is a registered trademark of TP-LINK TECHNOLOGIES CO., LTD. Other brands and product names are trademarks or registered trademarks of their respective holders.  
No part of the specifications may be reproduced in any form or by any means or used to make any derivative such as translation, transformation, or adaptation without permission from TP-LINK TECHNOLOGIES CO., LTD. Copyright © 2016 TP-LINK TECHNOLOGIES CO., LTD. All rights reserved.  
<http://www.tp-link.com>

## CE Mark Warning

This is a class A product. In a domestic environment, this product may cause radio interference, in which case the user may be required to take adequate measures.

## FCC STATEMENT

This equipment has been tested and found to comply with the limits for a Class A digital device, pursuant to part 15 of the FCC Rules. These limits are designed to provide reasonable protection against harmful interference when the equipment is operated in a commercial environment. This equipment generates, uses, and can radiate radio frequency energy and, if not installed and used in accordance with the instruction manual, may cause harmful interference to radio communications. Operation of this equipment in a residential area is likely to cause harmful interference in which case the user will be required to correct the interference at his own expense.  
This device complies with part 15 of the FCC Rules. Operation is subject to the following two conditions:  
1) This device may not cause harmful interference.  
2) This device must accept any interference received, including interference that may cause undesired operation.  
Any changes or modifications not expressly approved by the party responsible for compliance could void the user's authority to operate the equipment.

