



# Russell

## LIST PRICE BOOK

### MAY 2022

SUPERSEDES ALL EARLIER VERSIONS

RLP-0522C

Prices effective 5/1/22

All products, except surface coils and parts, are shipped F.O.B. point of shipment with full freight allowed on single orders with a net price value of \$10,000 or more, within the continental USA (excluding Alaska and Hawaii). Buyer will bear all additional costs for special routing or handling requests.

<b>Reach-In Unit Coolers</b>	Slim-Temp	2
	Wedge-Temp & Flex-Temp	3
	Mullion-Temp & T-Temp	4
	Twin-Temp & Mini Twin-Temp	5
	Wall-Temp	6
<b>Walk-in Unit Coolers</b>	ASL Slim-Temp	7
	Next-Gen All-Temp	8 - 20
	Center Mount	21 - 24
	Low Velocity Center Mount	25 - 27
	Medium Profile	28 - 33
	Heavy Duty	34 - 39
	Warehouse	40 - 52
<b>Air-Cooled Condensing Units</b>	Next-Gen MiniCon - 1/2-6 HP	53- 71
	<i>Factory Installed Options</i>	69-70
	<i>Shipped-Loose Accessories &amp; Defrost Kits</i>	70-71
	Next-Gen II - 3-22 HP	72 - 85
	<i>Factory Installed Options &amp; Shipped-Loose Accessories</i>	84 - 85
	QV-Series - 15-100 HP	86 - 97
	<i>Single Compressor - Factory Installed Options &amp; Shipped-Loose Accessories</i>	90 - 91
	<i>Dual Compressor - Factory Installed Options &amp; Shipped-Loose Accessories</i>	92 - 93
	<i>Parallel-Piped Compressor - Factory Installed Options &amp; Shipped-Loose Accessories</i>	94 - 95
	<i>Defrost Kits and Options</i>	96- 97
	Low Charge - 20-30 HP	98 - 100
	<i>Factory Installed Options &amp; Defrost Kits</i>	99 - 100
<b>Water-Cooled Condensing Units</b>	Next-Gen WC-Series - 1/2-6 HP	101 - 104
	<i>Factory Installed Options &amp; Shipped-Loose Accessories</i>	104
<b>Air-Cooled Condensers</b>	Quantum Air™ Large Condensers	105 - 113
	<i>Factory Installed Options &amp; Shipped-Loose Accessories</i>	112 - 113
	Small Condensers	114 - 115



Tel (256) 259-7400  
 EQUIPMENT ORDERS - 1-800-288-9488 or [equipment@htpg.com](mailto:equipment@htpg.com)  
 PARTS - 1-855-HTPARTS (1-855-487-2787) or [parts@htpg.com](mailto:parts@htpg.com)  
 VISIT US ON THE WEB AT <http://russell.htpg.com>



# REACH-IN UNIT COOLERS

## Reach-In Nomenclature:

SL	A	1	5	9	RP	A	S
Product Line	Defrost Type	Fan QTY	Fin Spacing	Capacity	Coil Coating	Voltage	Motor Type
SL - Slim Temp WE - Wedge Temp FT - Flex Temp MUF - Mullion-Temp (Upflow) MDF - Mullion-Temp (Downflow) TT - T-Temp TW - Twin-Temp MTW - Mini Twin-Temp WA - Wall-Temp	Blank or A - Air Defrost E - Electric Defrost			# x 100 = BTUH	Blank - No Coating RP - Russ- Proof Coil Coating	A - 115/1/60 D - 230/1/60	E - EC P - PSC S - Shaded-Pole

Not all combinations of nomenclature are available. For specific offering consult individual Reach-In Unit Cooler sections of this document.

## Slim-Temp Unit Coolers

The "SLA" product line offers 7 air defrost models. Typical installations include; glass display and solid door upright coolers, walk-ins, salad cases, back bars and other tight spaced enclosures operating above +34°F

The "SLE" product line offers eight electric defrost models. Typical installations include; glass display and solid door uprights, walk-ins, salad cases, back bars and other tight spaced enclosures requiring electric defrost.



### Slim-Temp - Air Defrost - Cooler Application

Model Number	Standard Coil		Coated Coil (Russ-Proof)			Dimensions (in)			Approx. Ship Weight (lbs)
	Shaded Pole Motor		Model Number	Shaded Pole Motor		Height	Length	Depth	
	115V	230V			115V				230V
SLA 17-10	1,092	1,140	SLA 17-10RP	1,201	1,262	4-3/4	16-1/2	13-1/2	15
SLA 17-13	1,402	1,510	SLA 17-13RP	1,511	1,618	4-3/4	20-1/2	13-1/2	18
SLA 27-17	1,646	1,767	SLA 27-17RP	1,725	1,845	4-3/4	24	14-1/2	22
SLA 27-23	2,054	2,146	SLA 27-23RP	2,202	2,300	4-3/4	31-1/2	14-1/2	29
SLA 37-30	2,510	2,720	SLA 37-30RP	2,714	2,902	4-3/4	40	14-1/2	37
SLA 47-40	3,422	3,693	SLA 47-40RP	3,648	3,902	4-3/4	53-1/2	14-1/2	45
SLA 57-50	4,424	4,722	SLA 57-50RP	4,695	4,982	6-3/4	53-1/2	14-1/2	61

Specify voltage when ordering. A for 115V and D for 230V.

No EC or PSC Motors on SLA Models.

### Slim-Temp - Electric Defrost - Freezer Application

Model Number	Single Speed EC Motor		Shaded Pole Motor		Dimensions (in)			Approx. Ship Weight (lbs)
	115V	230V	115V	230V	Height	Length	Depth	
SLE 15-9	-	-	1,802	1,802	4-3/4	16-1/2	13-1/2	16
SLE 15-12	-	-	2,165	2,165	4-3/4	20-1/2	13-1/2	19
SLE 25-16	-	-	2,702	2,702	4-3/4	24	14-1/2	23
SLE 25-21	4,976	4,976	3,054	3,054	6-3/4	24	15-1/2	31
SLE 25-28	5,634	5,634	3,774	3,774	6-3/4	31-1/2	15-1/2	39
SLE 35-36	7,071	7,071	4,248	4,248	6-3/4	38-1/2	15-1/2	48
SLE 45-54	9,612	9,612	5,883	5,883	6-3/4	48-1/4	16-1/2	70
SLE 35-70	-	10,323	-	7,413	6-3/4	76-1/2	20-1/2	105

Specify voltage & motor when ordering. A for 115V & D for 230V and E for EC Motor & S for Shaded Pole.  
\$73 List Adder for 3-prong Electrical Connector

"-" = Not Available

# REACH-IN UNIT COOLERS



## Wedge-Temp Unit Coolers

Wedge-Temp Reach-ins are Air Defrost for reach-ins, back-bars, beverage cases, salad cases and other applications above 34° F.

Heavy-gauge, all Aluminum housing; front panel and drain-pan assembly hinged to provide easy access. These air defrost units are available with our specially formulated epoxy coil coating.



### Wedge-Temp - Air Defrost - Cooler Application

Model Number	Standard Coil				Coated Coil (Russ-Proof)				Dimensions (in)			App. Ship Weight (lbs)	
	Single Speed EC Motor		Shaded Pole Motor		Model Number	Single Speed EC Motor		Shaded Pole Motor		Height	Length		Depth
	115V	230V	115V	230V		115V	230V	115V	230V				
WE17-12	2,214	2,240	1,316	1,342	WE17-12RP	2,299	2,370	1,408	1,480	8-5/16	15-1/4	15-7/8	16
WE17-15	2,229	2,240	1,345	1,394	WE17-15RP	2,366	2,441	1,469	1,540	8-5/16	15-1/4	15-7/8	19
WE17-18	2,267	2,278	1,390	1,458	WE17-18RP	2,396	2,498	1,504	1,604	8-5/16	17-3/4	15-7/8	22
WE17-25	2,526	2,338	1,625	1,695	WE17-25RP	2,632	2,752	1,725	1,846	8-5/16	19-7/8	16-7/8	29
WE17-35	2,872	2,594	2,003	2,240	WE17-35RP	3,277	3,417	2,375	2,519	9-1/2	22-7/8	17-7/8	36
WE17-45	3,383	3,105	2,521	2,684	WE17-45RP	3,957	4,217	3,061	3,322	9-5/8	26-3/4	20-1/2	57
WE18-55	4,304	3,546	3,387	3,556	WE18-55RP	4,782	4,951	3,865	4,034	9-5/8	26-3/4	20-1/2	65

Specify voltage & motor when ordering. "A" for 115V & "D" for 230V and "E" for EC Motor & "S" for Shaded Pole.

See page 2 for Nomenclature.

\$73 List Adder for 3-prong Electrical Connector

## Flex-Temp Unit Coolers

The Flex-Temp reach-in coil is designed to meet a number of application needs. Its triangular geometry allows for installation in areas with limited available space.

Flex-Temp is well suited for under-counter refrigerators, reach-in back bars and other similar enclosures.



### Flex-Temp - Air Defrost - Cooler Application

Model Number	Standard Coil				Coated Coil (Russ-Proof)				Dimensions (in)			App. Ship Weight (lbs)	
	Single Speed EC Motor		Shaded Pole Motor		Model Number	Single Speed EC Motor		Shaded Pole Motor		Height	Length		Depth
	115V	230V	115V	230V		115V	230V	115V	230V				
FT18-6	N/A	N/A	1,081	1,119	FT18-6RP	N/A	N/A	1,131	1,158	6-3/4	12-1/2	9	9
FT18-8	N/A	N/A	1,173	1,211	FT18-8RP	N/A	N/A	1,219	1,247	6-3/4	12-1/2	9	9
FT28-12	N/A	N/A	1,334	1,454	FT28-12RP	N/A	N/A	1,478	1,624	7-3/4	18	9	14
FT18-17	2,495	2,628	1,522	1,652	FT18-17RP	2,649	2,782	1,692	1,836	9-5/8	14	10-1/2	15
FT18-23	3,451	3,632	2,446	2,628	FT18-23RP	3,656	3,836	2,619	2,763	11-5/8	16-3/4	13	20
FT18-31	3,814	4,022	2,806	3,018	FT18-31RP	4,040	4,267	3,036	3,254	11-5/8	16-3/4	13	23

Specify voltage & motor when ordering. "A" for 115V & "D" for 230V and "E" for EC Motor & "S" for Shaded Pole.

See page 2 for Nomenclature.

Units are supplied with 3-prong Electrical Connector




# REACH-IN UNIT COOLERS

## Mullion-Temp Unit Coolers

The Mullion-Temp is designed to fit behind the mullion located between under counter or reach-in doors.

Mullion-Temp models are available for two airflow patterns.

- “MDF” models supply a downward flow of air, ideal for beverage coolers.
- “MUF” models provide upward air flow, directing cold air towards drop in food trays.



### Mullion-Temp - Air Defrost - Cooler Application - Downward Airflow

Model Number	Standard Coil		Coated Coil (Russ-Proof)		Dimensions (in)			Approx. Ship Weight (lbs)	
	Shaded Pole Motor		Model Number	Shaded Pole Motor		Height	Length		Depth
	115V	230V		115V	230V				
MDF 27-13	2,015	2,121	MDF 27-13RP	2,052	2,195	17-1/8	15-5/8	5-5/8	20
MDF 27-17	2,409	2,484	MDF 27-17RP	2,460	2,604	17-1/8	15-5/8	5-5/8	22
MDF 37-23	2,880	3,079	MDF 37-23RP	2,928	3,144	17-1/8	22	5-5/8	30

Specify voltage & motor when ordering. “A” for 115V & “D” for 230V and “S” for Shaded Pole. See page 2 for Nomenclature. Units are supplied with 3-prong Electrical Connector

### Mullion-Temp - Air Defrost - Cooler Application - Upward Airflow

Model Number	Standard Coil		Coated Coil (Russ-Proof)		Dimensions (in)			Approx. Ship Weight (lbs)	
	Shaded Pole Motor		Model Number	Shaded Pole Motor		Height	Length		Depth
	115V	230V		115V	230V				
MUF 27-13	2,015	2,121	MUF 27-13RP	2,052	2,195	17-1/8	15-5/8	5-5/8	20
MUF 27-17	2,409	2,484	MUF 27-17RP	2,460	2,604	17-1/8	15-5/8	5-5/8	22
MUF 37-23	2,880	3,079	MUF 37-23RP	2,928	3,144	17-1/8	22	5-5/8	30

Specify voltage & motor when ordering. “A” for 115V & “D” for 230V and “S” for Shaded Pole. See page 2 for Nomenclature. Units are supplied with 3-prong Electrical Connector

## T-Temp Unit Coolers

The T-Temp model unit cooler is built to mount from the ceiling or wall wherever a compact unit cooler is required.

The versatile T-Temp is designed for use in under counter refrigerators, back bars, reach-ins and other applications.



### T-Temp - Air Defrost - Cooler Application

Model Number	Standard Coil		Coated Coil (Russ-Proof)		Dimensions (in)			Approx. Ship Weight (lbs)	
	Shaded Pole Motor		Model Number	Shaded Pole Motor		Height	Length		Depth
	115V	230V		115V	230V				
TT18-8	1,012	1,091	TT18-8RP	1,151	1,228	7-1/4	13-3/4	7-1/2	10
TT28-13	1,388	1,482	TT28-13RP	1,476	1,584	7-1/4	19-1/4	7-1/2	15
TT28-17	1,547	1,652	TT28-17RP	1,650	1,772	7-1/4	19-1/4	8-1/2	16

Specify voltage & motor when ordering. “A” for 115V & “D” for 230V and “S” for Shaded Pole. See page 2 for Nomenclature.

# REACH-IN UNIT COOLERS



## Twin-Temp Unit Coolers

The Twin-Temp 2-way Unit Cooler is ideal for reach-in and walk-in applications above 34°F where efficient two-way air discharge is required.

These units are designed for easy installation, low maintenance and long life, especially when our uniquely formulated epoxy coating is applied to the coil.



### Twin-Temp - Air Defrost - Cooler Application

Model Number	Standard Coil				Coated Coil (Russ-Proof)				Dimensions (in)			App. Ship Weight (lbs)	
	Single Speed EC Motor		Shaded Pole Motor		Model Number	Single Speed EC Motor		Shaded Pole Motor		Height	Length		Depth
	115V	230V	115V	230V		115V	230V	115V	230V				
TW17-9	1,983	2,052	1,082	1,154	TW17-9RP	2,159	2,229	1,269	1,341	7-5/8	19	16-1/2	17
TW17-12	2,300	2,052	1,402	1,505	TW17-12RP	2,413	2,526	1,523	1,634	7-5/8	19	16-1/2	19
TW17-18	2,483	2,402	1,610	1,725	TW17-18RP	2,778	2,885	1,897	2,007	9-1/8	19	16-1/2	23
TW17-25	2,846	2,600	1,972	2,096	TW17-25RP	3,236	3,368	2,352	2,483	9-5/8	21	18-1/2	26
TW17-35	3,428	2,968	2,559	2,699	TW17-35RP	3,871	4,018	3,000	3,146	11-1/4	11	18-1/2	28
TW17-45	4,140	3,573	3,255	3,491	TW17-45RP	4,666	4,901	3,779	4,011	10	32	21-1/2	44
TW17-55	4,960	4,374	4,101	4,301	TW17-55RP	5,555	5,764	4,676	4,882	12	32	21-1/2	50
TW18-65	5,837	5,162	4,918	4,918	TW18-65RP	6,182	6,182	5,266	5,266	12	32	21-1/2	55
TW17-75	5,612	5,612	5,086	5,086	TW17-75RP	-	-	5,446	5,446	11	36-1/2	36	109
TW18-85	-	-	5,909	5,909	TW18-85RP	-	-	6,321	6,321	11	36-1/2	36	115
TW17-105	-	-	6,766	6,766	TW17-105RP	-	-	7,240	7,240	13	36-1/2	36	121
TW18-120	-	-	7,543	7,543	TW18-120RP	-	-	7,765	8,077	13	36-1/2	36	128

Specify voltage & motor when ordering. "A" for 115V & "D" for 230V and "E" for EC Motor & "S" for Shaded Pole.

See page 2 for Nomenclature.

"-" = Not Available

## Mini Twin-Temp Unit Coolers

The MTW reach-in unit cooler is designed for use in hard to fit places. It's extremely low height allows for installation in areas with limited available space.

The MTW is well suited for under-counter refrigerators, reach-in back bars and other similar enclosures. Our specially formulated protective coil coating is optionally available for all MTW unit coolers



### Mini Twin-Temp - Air Defrost - Cooler Application

Model Number	Standard Coil		Coated Coil (Russ-Proof)		Dimensions (in)			Approx. Ship Weight (lbs)	
	Shaded Pole Motor		Model Number	Shaded Pole Motor		Height	Length		Depth
	115V	230V		115V	230V				
MTW18-8	1,182	1,182	MTW18-8RP	1,405	1,405	3-1/4	14-1/4	13	14
MTW28-13	1,560	1,560	MTW28-13RP	1,690	1,690	3-1/4	19-1/4	13	15
MTW28-18	1,776	1,776	MTW28-18RP	2,086	2,086	3-1/4	19-1/4	13	18
MTW28-21	1,989	1,988	MTW28-21RP	2,134	2,134	3-1/4	19-1/4	13	20
MTW38-27	2,215	2,217	MTW38-27RP	2,555	2,555	3-1/4	28-1/2	13	23

Specify voltage & motor when ordering. "A" for 115V & "D" for 230V and "S" for Shaded Pole. See page 2 for Nomenclature.




# REACH-IN UNIT COOLERS

## Wall-Temp Unit Coolers

The Wall-Temp panel cooler is designed for use in beverage boxes, reach-ins and other installations where limited space requires a wall-mounted coil of minimum depth. Housing construction is all Aluminum.

The front panel is detachable for quick, easy access to valve, motor and mounting to the wall through back panel.



### Wall-Temp - Air Defrost - Cooler Application

Model Number	Standard Coil		Coated Coil (Russ-Proof)			Drain Pan List Price Adder	Dimensions (in)			Approx. Ship Weight (lbs)
	Single Speed EC Motor	Shaded Pole Motor	Model Number	Single Speed EC Motor	Shaded Pole Motor		Height	Length	Depth	
	115V	115V		115V	115V					
WA17-6	2,906	1,852	WA17-6RP	3,048	1,995	180	20-7/8	12	4-3/8	11
WA17-9	3,408	2,355	WA17-9RP	3,551	2,495	180	20-7/8	12	4-3/8	14
WA17-12	4,237	3,072	WA17-12RP	4,377	3,322	180	22-7/8	18	4-3/4	20
WA17-18	4,382	3,314	WA17-18RP	4,521	3,466	180	22-7/8	18	4-3/4	24
WA17-25	4,521	3,472	WA17-25RP	4,673	3,617	211	29	18	8-1/2	28
WA17-35	4,830	3,827	WA17-35RP	4,982	3,926	211	29	18	8-1/2	29
WA17-45	-	4,340	WA17-45RP	-	4,441	211	32-1/8	18	10-1/2	40

Specify voltage & motor when ordering. "A" for 115V & "D" for 230V and "E" for EC Motor & "S" for Shaded Pole. See page 2 for Nomenclature.

\$73 List Adder for 3-prong Electrical Connector

"-" = Not Available

# WALK-IN UNIT COOLERS



## Slim-Temp ASL Unit Coolers

The award-winning Slim-Temp ASLA/ASLE Unit Coolers are compact and versatile models specifically designed for cooling small walk-in coolers and freezers, and display cases. Units feature smaller diameter tubing that reduces total refrigerant charge, energy-efficient EC motors that are IP67 rated to protect against dust, sand and water, and added features to make the units easier to install and service. The slim profile takes up less room and maximizes available shelf space. Models meet DOE AWEF performance and California Title 24 regulations. Units are available with air or electric defrost, for low or medium temperature applications and are solidly built with heavy gauge aluminum housings.



### ASL Unit Cooler Nomenclature:

ASL	A	2	5	048	A	D	A	
Product Line	Defrost Type	Fan QTY	Fin Spacing	Capacity	Voltage	Motor Type	Vintage	Coil Coating
	A - Air Defrost E - Electric Defrost			# x 100 = BTUH	A - 115/1/60 D - 230/1/60	D - Dual Speed EC		Blank - None RP - Russ-Proof

### ASL Unit Cooler - Air Defrost

Standard Coil				Coated Coil (Russ-Proof)				Approx. Ship Weight (lbs)
115/1/60		230-230/1/60		115/1/60		230-230/1/60		
Model Number	List Price (\$US)	Model Number	List Price (\$US)	Model Number	List Price (\$US)	Model Number	List Price (\$US)	
ASLA25048ADA	5,174	ASLA25048DDA	5,174	ASLA25048ADARP	6,923	ASLA25048DDARP	6,923	83
ASLA25061ADA	5,326	ASLA25061DDA	5,326	ASLA25061ADARP	7,027	ASLA25061DDARP	7,027	105
ASLA35073ADA	5,711	ASLA35073DDA	5,711	ASLA35073ADARP	7,567	ASLA35073DDARP	7,567	125
ASLA45098ADA	6,859	ASLA45098DDA	6,859	ASLA45098ADARP	8,620	ASLA45098DDARP	8,620	151
ASLA55122ADA	8,041	ASLA55122DDA	8,041	ASLA55122ADARP	9,811	ASLA55122DDARP	9,811	185
ASLA65158ADA	9,139	ASLA65158DDA	9,139	ASLA65158ADARP	11,036	ASLA65158DDARP	11,036	222

### ASL Unit Cooler - Electric Defrost

Standard Coil		Approx. Ship Weight
230-230/1/60		
Model Number	List Price (\$US)	
ASLE25046DDA	5,536	83
ASLE25058DDA	5,792	105
ASLE35070DDA	6,226	125
ASLE45094DDA	7,469	151
ASLE55117DDA	8,694	185
ASLE65150DDA	9,859	222

### ASL Unit Cooler - Factory Mounted Options

Option	List Price Adder (\$US)
Thermostatic Expansion Valve (TXV)	650
Liquid Line Solenoid Value (LLSV)	472
Mechanical Thermostat	480

### ASL Unit Cooler - Shipped-Loose Options

Option	List Price Adder (\$US)
Thermostatic Expansion Valve (TXV)	529
Liquid Line Solenoid Value (LLSV)	447
Mechanical Thermostat	451

For specific model DOE AWEF values in a given application, please refer to this product line's corresponding Sales/Marketing Brochure found on our website.



# WALK-IN UNIT COOLERS

## Next-Gen All-Temp Unit Coolers

All-Temps were the original low profile unit coolers with the air draw-through design that established the industry standard as being the all-purpose model for walk-in coolers, freezers and other applications. We've taken these unit coolers to the next level with the release of the Next-Gen All-Temp models. Next-Gen All-Temps were engineered to meet performance regulations. The units feature a new fan guard design and deep draw venturi to achieve optimal airflow and easy access for serviceability. These models can be used with multiple refrigerants, and are available in air, electric and hot gas defrost configurations.



### STANDARD FEATURES

- Textured aluminum construction
- All units are provided with sweat refrigerant connections
- All units suitable for use with R404A, R407A, R407C, R407F, R448A, R449A/B
- Flush ceiling mount with slotted hangers and hinged access end panels
- Face mounted heaters and fixed defrost termination, fan delay and heater safety controls
- Dual Speed EC motors are compliant with California Title 24 regulations.



### Next-Gen All-Temp Nomenclature:

CONFIGURABLE BASE MODEL								PRE-CONFIGURATION CODES <sup>2</sup>	
R	L	6	E	042	D	D	A	A	L
Brand	Connections <sup>1</sup>	Fins Per Inch	Defrost Type	BTUH in Hundreds	Unit Voltage	Motor Type	Revision	Refrigerant	Pre-assembly Code
R = Russell	L = Standard U = Reverse	6 FPI 4 FPI	A = Air E = Electric H = Hot Gas 3-Pipe G = Hot Gas Reverse Cycle		A = 115/1/60 D = 208-230/1/60 E = 208-230/3/60	D - Dual Speed EC		A = R404A R = EcoNet Approved Refrigerants <sup>3</sup> S = R407A, R448A, R449A/B	C = Mounted TXV, LLSV & Electronic Thermostat E = EcoNet Control Package <sup>4</sup> L = Mounted TXV, LLSV & Mechanical Thermostat <sup>5</sup>

#### Note(s):

1. Refrigerant and electrical connection locations have been changed for the Next-Gen All-Temp design. Standard connections "L" are now opposite of the legacy All-Temp models. Mirror connections "U" are the same end as legacy All-Temp models and are available only as built-to-order base units with no installed options.
2. Pre-Configuration Codes are used to show common Factory Mounted options. Pre-Configuration Codes are not available for every model. For specific model availability, see the respective Pre-Configuration pricing tables in the Russell List Price or contact your local Russell sales representative.
3. EcoNet approved refrigerants are: R404A, R407A, R407C, R448A, R449A/B, R507A.
4. EcoNet Control Package includes: EEV; suction pressure transducer; suction, entering air coil temp. thermistors; local on-board two-row LCD display and push-button adjustments. (EcoNet replaces TXV, liquid line solenoid valve, room thermostat, defrost termination and fan delay, and time clock.)
5. EcoNet Control Package is not available in 50 Hz.
6. Models with Pre-configured Mechanical Components (TXV, LLSV and Mechanical or Electric Thermostat) are rated for +25°FSS/10°FDT (Air Defrost) and -20°FSS/10°FDT (Electric Defrost).
7. CO<sub>2</sub> and Glycol Next-Gen All-Temp Unit Coolers available. If required, please contact factory.

**For specific model DOE AWEF values in a given application, please refer to this product line's corresponding Sales/Marketing Brochure found on our website.**



# WALK-IN UNIT COOLERS



## Next-Gen All-Temp Unit Coolers

### Air Defrost Configurable Base Models

Number of Fans	Dual Speed EC Motors - 6 FPI				Approx. Ship Weight (lbs)
	115/1/60		230-230/1/60		
	Model Number	List Price (\$US)	Model Number	List Price (\$US)	
1	RL6A041ADA	2,681	RL6A041DDA	2,681	41
	RL6A052ADA	2,752	RL6A052DDA	2,752	44
	RL6A066ADA	3,194	RL6A066DDA	3,194	47
2	RL6A073ADA	4,175	RL6A073DDA	4,175	52
	RL6A094ADA	4,728	RL6A094DDA	4,728	55
	RL6A117ADA	4,967	RL6A117DDA	4,967	58
	RL6A130ADA	5,304	RL6A130DDA	5,304	62
3	RL6A141ADA	6,417	RL6A141DDA	6,417	72
	RL6A161ADA	7,126	RL6A161DDA	7,126	78
	RL6A181ADA	7,766	RL6A181DDA	7,766	85
4	RL6A195ADA	8,367	RL6A195DDA	8,367	115
	RL6A235ADA	10,148	RL6A235DDA	10,148	124
	RL6A260ADA	11,057	RL6A260DDA	11,057	147
5	RL6A295ADA	12,681	RL6A295DDA	12,681	218
6	RL6A330ADA	13,610	RL6A330DDA	13,610	257
	RL6A390ADA	15,281	RL6A390DDA	15,281	262

1. EC motors are rated for 50HZ operations. Dual speed EC motors are compliant with California Title 24 regulations. Dual speed motor operation employs a relay to control motor speed.
2. Reverse Connections (U) are available at No Charge. Reverse Connection models cannot be ordered with any factory mounted options.

### Air Defrost Configurable Options

Number of Fans	Factory Mounted Options - List Price Adder (\$US)							
	TXV	EEV <sup>3</sup>	EcoNet Control Package	KE2 Evaporator Defrost Control <sup>4</sup>	LLSV <sup>5</sup>	Mechanical Thermostat	Electronic Thermostat	Insulated Drain Pan
1	650	2,093	2,692	5,887	472	480	719	846
2	650	2,093	2,692	5,887	472	480	719	1,069
3	650	2,093	2,692	5,887	472	480	719	1,297
4	650	2,093	2,692	5,887	472	480	719	1,491
5	650	2,093	2,692	5,887	547	480	719	1,703
6	1,225	2,093	2,692	5,887	547	480	719	1,936

1. Shipped-Loose Accessories are found on Page 20.
2. Alternative Housing, Coil Coating & Housing Coating options are available. Contact Application Engineering for coated housing or alternate coil coating. ElectroFin, Bronz-Glow and Heresite are available coating options.
3. Price Adder is for Electronic Expansion Valve (EEV) only. Controller not included and must be field supplied.
4. EcoNet Control Package is not available in 50 Hz.
5. KE2 Evaporator Defrost Control requires a Liquid Line Solenoid Valve (LLSV).
6. LLS voltage must match the voltage applied to the motor.

**For specific model DOE AWEF values in a given application, please refer to this product line's corresponding Sales/Marketing Brochure found on our website.**



# WALK-IN UNIT COOLERS

## Next-Gen All-Temp Unit Coolers

### Air Defrost Pre-Configured<sup>1</sup> Models - Code C - 115V

Models include mounted TXV, LLSV and Electronic Thermostat<sup>2</sup>

Number of Fans	Dual Speed EC Motors - 6 FPI			Approx. Ship Weight (lbs)
	115/1/60			
	Model Number R404A	Model Number R407A, R448A, R449A/B	List Price (\$US)	
1	RL6A041ADAAC	RL6A041ADASC	4,522	41
	RL6A052ADAAC	RL6A052ADASC	4,593	44
	RL6A066ADAAC	RL6A066ADASC	5,035	47
2	RL6A073ADAAC	RL6A073ADASC	6,016	52
	RL6A094ADAAC	RL6A094ADASC	6,569	55
	RL6A117ADAAC	RL6A117ADASC	6,808	58
	RL6A130ADAAC	RL6A130ADASC	7,145	62
3	RL6A141ADAAC	RL6A141ADASC	8,258	72
	RL6A161ADAAC	RL6A161ADASC	8,967	78
	RL6A181ADAAC	RL6A181ADASC	9,607	85
4	RL6A195ADAAC	RL6A195ADASC	10,208	115
	RL6A235ADAAC	RL6A235ADASC	11,989	124
	RL6A260ADAAC	RL6A260ADASC	12,898	147
5	RL6A295ADAAC	RL6A295ADASC	14,597	218
6	RL6A330ADAAC	RL6A330ADASC	16,101	257
	RL6A390ADAAC	RL6A390ADASC	17,772	262

1. Pre-Configuration Codes are used to show common Factory Mounted options. Pre-Configuration Codes are not available for every model. For specific model availability, see the respective Pre-Configuration pricing tables in the Russell List Price or contact your local Russell sales representative.
2. Models with Pre-configured Mechanical Components (TXV, LLSV and Mechanical or Electric Thermostat) are rated for +25°FSS/10°FDT (Air Defrost) and -20°FSS/10°FDT (Electric Defrost).

# WALK-IN UNIT COOLERS



## Next-Gen All-Temp Unit Coolers

### Air Defrost Pre-Configured<sup>1</sup> Models - Code C - 230V

Models include mounted TXV, LLSV and Electronic Thermostat<sup>2</sup>

Number of Fans	Dual Speed EC Motors - 6 FPI			Approx. Ship Weight (lbs)
	208-230/1/60			
	Model Number R404A	Model Number R407A, R448A, R449A/B	List Price (\$US)	
1	RL6A041DDAAC	RL6A041DDASC	4,522	41
	RL6A052DDAAC	RL6A052DDASC	4,593	44
	RL6A066DDAAC	RL6A066DDASC	5,035	47
2	RL6A073DDAAC	RL6A073DDASC	6,016	52
	RL6A094DDAAC	RL6A094DDASC	6,569	55
	RL6A117DDAAC	RL6A117DDASC	6,808	58
	RL6A130DDAAC	RL6A130DDASC	7,145	62
3	RL6A141DDAAC	RL6A141DDASC	8,258	72
	RL6A161DDAAC	RL6A161DDASC	8,967	78
	RL6A181DDAAC	RL6A181DDASC	9,607	85
4	RL6A195DDAAC	RL6A195DDASC	10,208	115
	RL6A235DDAAC	RL6A235DDASC	11,989	124
	RL6A260DDAAC	RL6A260DDASC	12,898	147
5	RL6A295DDAAC	RL6A295DDASC	14,597	218
6	RL6A330DDAAC	RL6A330DDASC	16,101	257
	RL6A390DDAAC	RL6A390DDASC	17,772	262

1. Pre-Configuration Codes are used to show common Factory Mounted options. Pre-Configuration Codes are not available for every model. For specific model availability, see the respective Pre-Configuration pricing tables in the Russell List Price or contact your local Russell sales representative.
2. Models with Pre-configured Mechanical Components (TXV, LLSV and Mechanical or Electric Thermostat) are rated for +25°FSSST/10°FDT (Air Defrost) and -20°FSSST/10°FDT (Electric Defrost).



# WALK-IN UNIT COOLERS

## Next-Gen All-Temp Unit Coolers

### Air Defrost Pre-Configured<sup>1</sup> Models - Code E - EcoNet Enabled

Models include EcoNet Control Package<sup>3</sup>

Number of Fans	Dual Speed EC Motors - 6 FPI - 115/1/60		Approx. Ship Weight (lbs)
	EcoNet Control Package <sup>2,3,4</sup>		
	Model Number	List Price (\$US)	
1	RL6A041ADARE	5,373	41
	RL6A052ADARE	5,444	44
	RL6A066ADARE	5,886	47
2	RL6A073ADARE	6,867	52
	RL6A094ADARE	7,420	55
	RL6A117ADARE	7,659	58
	RL6A130ADARE	7,996	62
3	RL6A141ADARE	9,109	72
	RL6A161ADARE	9,818	78
	RL6A181ADARE	10,458	85
4	RL6A195ADARE	11,059	115
	RL6A235ADARE	12,840	124
	RL6A260ADARE	13,749	147
5	RL6A295ADARE	15,373	218
6	RL6A330ADARE	16,302	257
	RL6A390ADARE	17,973	262

1. Pre-Configuration Codes are used to show common Factory Mounted options. Pre-Configuration Codes are not available for every model. For specific model availability, see the respective Pre-Configuration pricing tables in the Russell List Price or contact your local Russell sales representative.
2. EcoNet approved refrigerants are: R404A, R407A, R407C, R448A, R449A/B, R507A
3. EcoNet Control Package includes: EEV; suction pressure transducer; suction, entering air coil temp. thermistors; local on-board two-row LCD display and push-button adjustments. (EcoNet replaces TXV, liquid line solenoid valve, room thermostat, defrost termination and fan delay, and time clock.)
4. EcoNet Control Package is not available in 50 Hz.

**For specific model DOE AWEF values in a given application, please refer to this product line's corresponding Sales/Marketing Brochure found on our website.**

# WALK-IN UNIT COOLERS



## Next-Gen All-Temp Unit Coolers

### Air Defrost Pre-Configured<sup>1</sup> Models - Code L

Models include mounted TXV, LLSV and Mechanical Thermostat<sup>2</sup>

Number of Fans	Dual Speed EC Motors - 6 FPI - 115/1/60				Approx. Ship Weight (lbs)
	Mounted Components (404)		Mounted Components (High-Glide)		
	Model Number	List Price (\$US)	Model Number	List Price (\$US)	
1	RL6A041ADAAL	4,283	RL6A041ADASL	4,283	41
	RL6A052ADAAL	4,354	RL6A052ADASL	4,354	44
	RL6A066ADAAL	4,796	RL6A066ADASL	4,796	47
2	RL6A073ADAAL	5,777	RL6A073ADASL	5,777	52
	RL6A094ADAAL	6,330	RL6A094ADASL	6,330	55
	RL6A117ADAAL	6,569	RL6A117ADASL	6,569	58
	RL6A130ADAAL	6,906	RL6A130ADASL	6,906	62
3	RL6A141ADAAL	8,019	RL6A141ADASL	8,019	72
	RL6A161ADAAL	8,728	RL6A161ADASL	8,728	78
	RL6A181ADAAL	9,368	RL6A181ADASL	9,368	85
4	RL6A195ADAAL	9,969	RL6A195ADASL	9,969	115
	RL6A235ADAAL	11,750	RL6A235ADASL	11,750	124
	RL6A260ADAAL	12,659	RL6A260ADASL	12,659	147
5	RL6A295ADAAL	14,358	RL6A295ADASL	14,358	218
6	RL6A330ADAAL	15,862	RL6A330ADASL	15,862	257
	RL6A390ADAAL	17,533	RL6A390ADASL	17,533	262

1. Pre-Configuration Codes are used to show common Factory Mounted options. Pre-Configuration Codes are not available for every model. For specific model availability, see the respective Pre-Configuration pricing tables in the Russell List Price or contact your local Russell sales representative.
2. Models with Pre-configured Mechanical Components (TXV, LLSV and Mechanical or Electric Thermostat) are rated for +25°FSS/10°FDT (Air Defrost) and -20°FSS/10°FDT (Electric Defrost).



# WALK-IN UNIT COOLERS

## Next-Gen All-Temp Unit Coolers

### Electric Defrost Configurable Base Models

Number of Fans	Dual Speed EC Motors - 208-230/1/60				Approx. Ship Weight (lbs)
	6 FPI		4 FPI		
	Model Number	List Price (\$US)	Model Number	List Price (\$US)	
1	RL6E035DDA	3,656	RL4E027DDA	3,510	41
	RL6E042DDA	4,067	RL4E032DDA	3,904	44
	RL6E049DDA	4,476	RL4E038DDA	4,298	47
2	RL6E066DDA	5,640	RL4E051DDA	5,413	52
	RL6E077DDA	5,933	RL4E064DDA	5,697	55
	RL6E090DDA	6,107	RL4E080DDA	5,863	58
	RL6E105DDA	7,156	-	-	62
3	RL6E121DDA	8,001	RL4E094DDA	7,680	78
	RL6E142DDA	9,129	RL4E110DDA	8,765	85
4	RL6E162DDA	10,708	RL4E125DDA	10,278	124
	RL6E182DDA	11,816	RL4E141DDA	11,341	147
5	RL6E200DDA	13,287	RL4E155DDA	12,757	195
6	RL6E244DDA	15,587	RL4E195DDA	14,964	238
	RL6E281DDA	17,258	RL4E230DDA	16,567	238

1. EC motors are rated for 50HZ operations. Dual speed EC motors are compliant with California Title 24 regulations. Dual speed motor operation employs a relay to control motor speed.
2. Reverse Connections (U) are available at No Charge. Reverse Connection models cannot be ordered with any factory mounted options.
3. Five (5) and six (6) fan electric defrost models are also available wired for 208-230/3/60.. EcoNet is not available on 208-230/3/60 Models.

“-” = Not Available

### Electric Defrost Configurable Options

Number of Fans	Factory Mounted Options - List Price Adder (\$US)								
	TXV	EEV <sup>3</sup>	EcoNet Control Package	KE2 Evaporator Defrost Control <sup>4</sup>	LLSV <sup>5</sup>	Mechanical Thermostat	Electronic Thermostat	Adjustable Termination Switch/Fan Delay	Insulated Drain Pan
1	650	2,093	2,692	5,887	472	480	719	496	846
2	650	2,093	2,692	5,887	472	480	719	496	1,069
3	650	2,093	2,692	5,887	472	480	719	496	1,297
4	650	2,093	2,692	5,887	472	480	719	496	1,491
5	650	2,093	2,692	5,887	547	480	719	496	1,703
6	1,225	2,093	2,692	5,887	547	480	719	496	1,936

1. Shipped-Loose Accessories are found on Page 20.
2. Alternative Housing, Coil Coating & Housing Coating options are available. Contact Application Engineering for coated housing or alternate coil coating. ElectroFin, Bronz-Glow and Heresite are available coating options.
3. Price Adder is for Electronic Expansion Valve (EEV) only. Controller not included and must be field supplied.
4. EcoNet Control Package is not available in 50 Hz.
5. KE2 Evaporator Defrost Control requires a Liquid Line Solenoid Valve (LLSV).
6. LLS voltage must match the voltage applied to the motor.

**For specific model DOE AWEF values in a given application, please refer to this product line's corresponding Sales/Marketing Brochure found on our website.**

# WALK-IN UNIT COOLERS



## Next-Gen All-Temp Unit Coolers

### Electric Defrost Pre-Configured<sup>1</sup> Models - Code C

Models include mounted TXV, LLSV and Electronic Thermostat<sup>2</sup>

Number of Fans	Dual Speed EC Motors - 6 FPI			Approx. Ship Weight (lbs)
	208-230/1/60			
	Model Number R404A	Model Number R407A, R448A, R449A/B	List Price (\$US)	
1	RL6E035DDAAC	RL6E035DDASC	5,497	41
	RL6E042DDAAC	RL6E042DDASC	5,908	44
	RL6E049DDAAC	RL6E049DDASC	6,317	47
2	RL6E066DDAAC	RL6E066DDASC	7,481	52
	RL6E077DDAAC	RL6E077DDASC	7,774	55
	RL6E090DDAAC	RL6E090DDASC	7,948	58
	RL6E105DDAAC	RL6E105DDASC	8,997	62
3	RL6E121DDAAC	RL6E121DDASC	9,842	78
	RL6E142DDAAC	RL6E142DDASC	10,970	85
4	RL6E162DDAAC	RL6E162DDASC	12,549	124
	RL6E182DDAAC	RL6E182DDASC	13,657	147
5	RL6E200DDAAC	RL6E200DDASC	15,203	195
6	RL6E244DDAAC	RL6E244DDASC	18,078	238
	RL6E281DDAAC	RL6E281DDASC	19,749	238

1. Pre-Configuration Codes are used to show common Factory Mounted options. Pre-Configuration Codes are not available for every model. For specific model availability, see the respective Pre-Configuration pricing tables in the Russell List Price or contact your local Russell sales representative.
2. Models with Pre-configured Mechanical Components (TXV, LLSV and Mechanical or Electric Thermostat) are rated for +25°FSS/10°FDT (Air Defrost) and -20°FSS/10°FDT (Electric Defrost).



# WALK-IN UNIT COOLERS

## Next-Gen All-Temp Unit Coolers

### Electric Defrost Pre-Configured<sup>1</sup> Models - Code E - EcoNet Enabled

Models include EcoNet Control Package<sup>3</sup>

Number of Fans	Dual Speed EC Motors - 6 FPI - 208-230/1/60		Approx. Ship Weight (lbs)
	EcoNet Control Package <sup>2,3,4</sup>		
	Model Number	List Price (\$US)	
1	RL6E035DDARE	6,348	41
	RL6E042DDARE	6,759	44
	RL6E049DDARE	7,168	47
2	RL6E066DDARE	8,332	52
	RL6E077DDARE	8,625	55
	RL6E090DDARE	8,799	58
	RL6E105DDARE	9,848	62
3	RL6E121DDARE	10,693	78
	RL6E142DDARE	11,821	85
4	RL6E162DDARE	13,400	124
	RL6E182DDARE	14,508	147
5	RL6E200DDARE	15,979	195
6	RL6E244DDARE	18,279	238
	RL6E281DDARE	19,950	238

1. Pre-Configuration Codes are used to show common Factory Mounted options. Pre-Configuration Codes are not available for every model. For specific model availability, see the respective Pre-Configuration pricing tables in the Russell List Price or contact your local Russell sales representative.
2. EcoNet approved refrigerants are: R404A, R407A, R407C, R448A, R449A/B, R450A, R507A, R513A.
3. EcoNet Control Package includes: EEV; suction pressure transducer; suction, entering air coil temp. thermistors; local on-board two-row LCD display and push-button adjustments. (EcoNet replaces TXV, liquid line solenoid valve, room thermostat, defrost termination and fan delay, and time clock.)
4. EcoNet Control Package is not available in 50 Hz.

**For specific model DOE AWEF values in a given application, please refer to this product lines corresponding Sales/Marketing Brochure found on our website.**



# WALK-IN UNIT COOLERS



## Next-Gen All-Temp Unit Coolers

### Electric Defrost Pre-Configured<sup>1</sup> Models - Code L

Models include mounted TXV, LLSV and Mechanical Thermostat<sup>2</sup>

Number of Fans	Dual Speed EC Motors - 6 FPI - 208-230/1/60				Approx. Ship Weight (lbs)
	Model Number R404A		Model Number R407A, R448A, R449A/B		
	Model Number	List Price (\$US)	Model Number	List Price (\$US)	
1	RL6E035DDAAL	5,258	RL6E035DDASL	5,258	41
	RL6E042DDAAL	5,669	RL6E042DDASL	5,669	44
	RL6E049DDAAL	6,078	RL6E049DDASL	6,078	47
2	RL6E066DDAAL	7,242	RL6E066DDASL	7,242	52
	RL6E077DDAAL	7,535	RL6E077DDASL	7,535	55
	RL6E090DDAAL	7,709	RL6E090DDASL	7,709	58
	RL6E105DDAAL	8,758	RL6E105DDASL	8,758	62
3	RL6E121DDAAL	9,603	RL6E121DDASL	9,603	78
	RL6E142DDAAL	10,731	RL6E142DDASL	10,731	85
4	RL6E162DDAAL	12,310	RL6E162DDASL	12,310	124
	RL6E182DDAAL	13,418	RL6E182DDASL	13,418	147
5	RL6E200DDAAL	14,964	RL6E200DDASL	14,964	195
6	RL6E244DDAAL	17,839	RL6E244DDASL	17,839	238
	RL6E281DDAAL	19,510	RL6E281DDASL	19,510	238

1. Pre-Configuration Codes are used to show common Factory Mounted options. Pre-Configuration Codes are not available for every model. For specific model availability, see the respective Pre-Configuration pricing tables in the Russell List Price or contact your local Russell sales representative.
2. Models with Pre-configured Mechanical Components (TXV, LLSV and Mechanical or Electric Thermostat) are rated for +25°FSS/10°FDT (Air Defrost) and -20°FSS/10°FDT (Electric Defrost).



# WALK-IN UNIT COOLERS

## Next-Gen All-Temp Unit Coolers

### Hot Gas Defrost - Reverse Cycle Configurable Base Models

Number of Fans	Dual Speed EC Motors - 115/1/60				Dual Speed EC Motors - 208-230/1/60				Approx. Ship Weight (lbs)
	6 FPI		4 FPI		6 FPI		4 FPI		
	Model Number	List Price (\$US)	Model Number	List Price (\$US)	Model Number	List Price (\$US)	Model Number	List Price (\$US)	
1	RL6G035ADA	3,560	RL4G027ADA	3,417	RL6G035DDA	3,641	RL4G027DDA	3,497	41
	RL6G042ADA	4,019	RL4G032ADA	3,858	RL6G042DDA	4,114	RL4G032DDA	3,949	44
	RL6G049ADA	4,535	RL4G038ADA	4,356	RL6G049DDA	4,642	RL4G038DDA	4,458	47
2	RL6G066ADA	5,447	RL4G051ADA	5,229	RL6G066DDA	5,796	RL4G051DDA	5,564	52
	RL6G077ADA	6,029	RL4G064ADA	5,788	RL6G077DDA	5,029	RL4G064DDA	6,119	55
	RL6G090ADA	6,390	RL4G080ADA	6,136	RL6G090DDA	6,820	RL4G080DDA	6,547	58
	RL6G105ADA	7,490	-	-	RL6G105DDA	7,922	-	-	62
3	RL6G121ADA	7,865	RL4G094ADA	7,549	RL6G121DDA	8,369	RL4G094DDA	8,033	78
	RL6G142ADA	9,207	RL4G110ADA	8,837	RL6G142DDA	9,536	RL4G110DDA	9,155	85
4	RL6G162ADA	10,225	RL4G125ADA	9,814	RL6G162DDA	10,869	RL4G125DDA	10,435	124
	RL6G182ADA	11,452	RL4G141ADA	10,993	RL6G182DDA	12,298	RL4G141DDA	11,805	147
5	RL6G200ADA	12,107	RL4G155ADA	11,623	RL6G200DDA	12,871	RL4G155DDA	12,356	195
6	RL6G244ADA	14,661	RL4G195ADA	14,074	RL6G244DDA	15,733	RL4G195DDA	15,105	238
	RL6G281ADA	16,326	RL4G230ADA	15,673	RL6G281DDA	17,614	RL4G230DDA	16,910	262

**All Hot Gas Reverse Cycle Unit Coolers Require a TXV/LLSV/Check Valve or an EEV**

1. EC motors are rated for 50HZ operations. Dual speed EC motors are compliant with California Title 24 regulations. Dual speed motor operation employs a relay to control motor speed.
2. Hot Gas Defrost models feature an Electric Drain Pan Heater. Hot Gas Drain Pans are not available at this time.

### Hot Gas Defrost Configurable Options

Number of Fans	Factory Mounted Options - List Price Adder (\$US)						
	TXV <sup>3</sup>	EEV <sup>4</sup>	LLSV <sup>5</sup>	Mechanical Thermostat	Electronic Thermostat	Adjustable Termination Switch/Fan Delay	Insulated Drain Pan
1	650	2,093	472	480	719	496	846
2	650	2,093	472	480	719	496	1,069
3	650	2,093	472	480	719	496	1,297
4	650	2,093	472	480	719	496	1,491
5	650	2,093	547	480	719	496	1,703
6	1,225	2,093	547	480	719	496	1,936

1. Shipped-Loose Accessories are found on Page 20.
2. Alternative Housing, Coil Coating & Housing Coating options are available. Contact Application Engineering for coated housing or alternate coil coating. ElectroFin, Bronz-Glow and Heresite are available coating options.
3. If ordering a factory mounted TXV with a Hot Gas Defrost Reverse Cycle unit, a factory mounted LLSV must also be ordered. For this option selection, a check valve will also be included.
4. Price Adder is for Electronic Expansion Valve (EEV) only. Controller not included and must be field supplied.
5. EcoNet Control Package is not available in 50 Hz.
6. LLS voltage must match the voltage applied to the motor.
7. Consult Factory for Factory Mounted Suction Check Valves

"-" = Not Available

**For specific model DOE AWEF values in a given application, please refer to this product line's corresponding Sales/Marketing Brochure found on our website.**

# WALK-IN UNIT COOLERS



## Next-Gen All-Temp Unit Coolers

### Hot Gas Defrost - 3-Pipe Configurable Base Models

Number of Fans	Dual Speed EC Motors - 115/1/60				Dual Speed EC Motors - 208-230/1/60				Approx. Ship Weight (lbs)
	6 FPI		4 FPI		6 FPI		4 FPI		
	Model Number	List Price (\$US)	Model Number	List Price (\$US)	Model Number	List Price (\$US)	Model Number	List Price (\$US)	
1	RL6H035ADA	3,560	RL4H027ADA	3,417	RL6H035DDA	3,641	RL4H027DDA	3,497	41
	RL6H042ADA	4,019	RL4H032ADA	3,858	RL6H042DDA	4,114	RL4H032DDA	3,949	44
	RL6H049ADA	4,535	RL4H038ADA	4,356	RL6H049DDA	4,642	RL4H038DDA	4,458	47
2	RL6H066ADA	5,447	RL4H051ADA	5,229	RL6H066DDA	5,796	RL4H051DDA	5,564	52
	RL6H077ADA	6,029	RL4H064ADA	5,788	RL6H077DDA	6,377	RL4H064DDA	6,119	55
	RL6H090ADA	6,390	RL4H080ADA	6,136	RL6H090DDA	6,820	RL4H080DDA	6,547	58
	RL6H105ADA	7,490	–	–	RL6H105DDA	7,922	–	–	62
3	RL6H121ADA	7,865	RL4H094ADA	7,549	RL6H121DDA	8,369	RL4H094DDA	8,033	78
	RL6H142ADA	9,207	RL4H110ADA	8,837	RL6H142DDA	9,536	RL4H110DDA	9,155	85
4	RL6H162ADA	10,225	RL4H125ADA	9,814	RL6H162DDA	10,869	RL4H125DDA	10,435	124
	RL6H182ADA	11,452	RL4H141ADA	10,993	RL6H182DDA	12,298	RL4H141DDA	11,805	147
5	RL6H200ADA	12,107	RL4H155ADA	11,623	RL6H200DDA	12,871	RL4H155DDA	12,356	195
6	RL6H244ADA	14,661	RL4H195ADA	14,074	RL6H244DDA	15,733	RL4H195DDA	15,105	238
	RL6H281ADA	16,326	RL4H230ADA	15,673	RL6H281DDA	17,614	RL4H230DDA	16,910	262

**All Hot Gas Defrost 3-Pipe Unit Coolers Require a TXV or an EEV**

1. EC motors are rated for 50HZ operations. Dual speed EC motors are compliant with California Title 24 regulations. Dual speed motor operation employs a relay to control motor speed.
2. Hot Gas Defrost models feature an Electric Drain Pan Heater. Hot Gas Drain Pans are not available at this time.

### Hot Gas Defrost Configurable Options

Number of Fans	Factory Mounted Options - List Price Adder (\$US)							
	TXV	EEV <sup>3</sup>	LLSV <sup>4</sup>	Liquid TXV Bypass Check Valve	Mechanical Thermostat	Electronic Thermostat	Adjustable Termination Switch/Fan Delay	Insulated Drain Pan
1	650	2,093	472	905	480	719	496	846
2	650	2,093	472	905	480	719	496	1,069
3	650	2,093	472	905	480	719	496	1,297
4	650	2,093	472	905	480	719	496	1,491
5	650	2,093	547	905	480	719	496	1,703
6	1,225	2,093	547	905	480	719	496	1,936

1. Shipped-Loose Accessories are found on Page 20.
2. Alternative Housing, Coil Coating & Housing Coating options are available. Contact Application Engineering for coated housing or alternate coil coating. ElectroFin, Bronz-Glow and Heresite are available coating options.
3. Price Adder is for Electronic Expansion Valve (EEV) only. Controller not included and must be field supplied.
4. LLS voltage must match the voltage applied to the motor.
5. Consult Factory for Factory Mounted Suction Check Valves

“–” = Not Available

**For specific model DOE AWEF values in a given application, please refer to this product line's corresponding Sales/Marketing Brochure found on our website.**



# WALK-IN UNIT COOLERS

## Next-Gen All-Temp Unit Coolers

### Shipped-Loose Accessories

#### Controls & Thermostats

Option Name	Option Description	List Price (\$US)
EcoNet Command Center	EcoNet Command Center for EcoNet Enabled Unit Coolers	1,384
Mechanical Thermostat	Mechanical Thermostat: -30°F to + 100°F	451
Electronic Thermostat	Electronic Thermostat: -30°F to + 100°F	583

#### Valves

Option Name	Range	List Price (\$US)
Electronic Expansion Valve (EEV)	1 to 15 Tons	1,615
Thermostatic Expansion Valve (TXV)	1/4 to 3 Tons	529
	4 to 9 Tons	754
Liquid Line Solenoid Valve (LLSV)	1/2 thru 3 HP	447
	4 thru 8 HP	499

#### Heat Exchangers

Part Number	Model Number	Length (in)	Liquid Line (in)	Suction Line (in)	List Price (\$US)
HX-25	105065001	12	1/4	1/2	250
HX-50	105065003	13	3/8	5/8	293
HX-75	105065004	14	3/8	7/8	402
HX-100	105065005	14	3/8	1-1/8	513
HX-150	105065006	14	1/2	1-1/8	593

# WALK-IN UNIT COOLERS



## Center Mount Unit Coolers

The award-winning Center Mount unit coolers are designed for use in walk-in coolers and freezers with very low headroom clearance and are ideal for use in beer caves. Units mount flush to the ceiling to provide for extra storage space. The proprietary independent defrost system technology delivers more stable room temperatures, lowers operating costs, and contributes to less food spoilage and loss. The unit coolers feature two-way air flow to provide for even circulation and temperature, easy serviceability, can be used with multiple refrigerants, and are available in air and electric defrost models. Models meet DOE AWEF performance and California Title 24 regulations.



### STANDARD FEATURES

- Dual Speed EC Motors
- Extra low height — mounts flush to ceiling
- Two-way air flow for even air circulation and consistent temperature
- Electric Defrost models feature independantly defrosted coils for optimal defrost performance
- High efficiency fan guard design and deep draw venturi provide optimal air flow
- Sloped housing for efficient condensate draining
- Unique design allows for service in confined spaces
- Lightweight and durable embossed aluminum housing

### Center Mount Nomenclature:

<b>R</b>	<b>E</b>	<b>6</b>	<b>A</b>	<b>041</b>	<b>A</b>	<b>D</b>	<b>A</b>
Brand	Style	Fins Per Inch	Defrost Type	BTUH in Hundreds	Unit Voltage	Motor Type	Revision
R = Russell	E = Center Mount	6 FPI 4 FPI	A = Air E = Electric		A = 115/1/60 D = 208-230/1/60	D - Dual Speed EC	

For specific model DOE AWEF values in a given application, please refer to this product line's corresponding Sales/Marketing Brochure found on our website.



# WALK-IN UNIT COOLERS

## Center Mount Unit Coolers

### Air Defrost Configurable Base Models

Number of Fans	Dual Speed EC Motors - 6 FPI				Approx. Ship Weight (lbs)
	115/1/60		230-230/1/60		
	Model Number	List Price (\$US)	Model Number	List Price (\$US)	
1	RE6A041ADA	3,546	RE6A041DDA	3,725	190
2	RE6A070ADA	5,147	RE6A070DDA	5,375	210
	RE6A084ADA	5,644	RE6A084DDA	5,877	215
3	RE6A104ADA	6,161	RE6A104DDA	6,442	230
	RE6A128ADA	7,700	RE6A128DDA	7,994	240
4	RE6A141ADA	8,489	RE6A141DDA	8,829	280
	RE6A169ADA	9,775	RE6A169DDA	10,128	290
5	RE6A204ADA	10,665	RE6A204DDA	11,071	330
	RE6A258ADA	12,903	RE6A258DDA	14,653	340

1. EC motors are rated for 50HZ operations. Dual speed EC motors are compliant with California Title 24 regulations. Dual speed motor operation employs a relay to control motor speed.

### Air Defrost Configurable Options

Number of Fans	Factory Mounted Options - List Price Adder (\$US)						
	TXV	EEV <sup>3</sup>	EcoNet Control Package	LLSV <sup>4</sup>	Mechanical Thermostat	Electronic Thermostat	Insulated Drain Pan
1	650	2,093	2,692	472	480	719	219
2	650	2,093	2,692	472	480	719	277
3	650	2,093	2,692	472	480	719	335
4	650	2,093	2,692	472	480	719	392
5	650	2,093	2,692	472	480	719	451

1. Shipped-Loose Accessories are found on Page 24.
2. Alternative Housing, Coil Coating & Housing Coatng options are available. Contact Application Engineering for coated housing or alternate coil coating. ElectroFin, Bronz-Glow and Heresite are available coating options.
3. Price Adder is for Electronic Expansion Valve (EEV) only. Controller not included and must be field supplied.
4. EcoNet Control Package is not available in 50 Hz.
5. LLS voltage must match the voltage applied to the motor.

**For specific model DOE AWEF values in a given application, please refer to this product line's corresponding Sales/Marketing Brochure found on our website.**

# WALK-IN UNIT COOLERS



## Center Mount Unit Coolers

### Electric Defrost Configurable Base Models

	Number of Fans	Dual Speed EC Motors		Approx. Ship Weight (lbs)
		208-230/1/60		
		Model Number	List Price (\$US)	
6 FPI	1	RE6E037DDA	5,586	185
		RE6E045DDA	7,519	190
	2	RE6E075DDA	7,767	210
		RE6E089DDA	9,771	215
	3	RE6E108DDA	10,607	230
		RE6E125DDA	10,734	240
	4	RE6E137DDA	12,898	280
		RE6E182DDA	13,649	290
	5	RE6E221DDA	16,256	330
		RE6E278DDA	18,249	340
4 FPI	1	RE4E037DDA	5,586	190
	2	RE4E075DDA	7,767	215
	3	RE4E107DDA	10,509	240
	4	RE4E149DDA	13,227	290
	5	RE4E186DDA	14,964	330
		RE4E234DDA	17,210	340

1. EC motors are rated for 50HZ operations. Dual speed EC motors are compliant with California Title 24 regulations. Dual speed motor operation employs a relay to control motor speed.

### Electric Defrost Configurable Options

Number of Fans	Factory Mounted Options - List Price Adder (\$US)						
	TXV	EEV <sup>3</sup>	EcoNet Control Package	LLSV <sup>4</sup>	Mechanical Thermostat	Electronic Thermostat	Insulated Drain Pan
1	650	2,093	2,692	472	480	719	219
2	650	2,093	2,692	472	480	719	277
3	650	2,093	2,692	472	480	719	335
4	650	2,093	2,692	472	480	719	392
5	650	2,093	2,692	472	480	719	451

1. Shipped-Loose Accessories are found on Page 24.
2. Alternative Housing, Coil Coating & Housing Coating options are available. Contact Application Engineering for coated housing or alternate coil coating. ElectroFin, Bronz-Glow and Heresite are available coating options.
3. Price Adder is for Electronic Expansion Valve (EEV) only. Controller not included and must be field supplied.
4. EcoNet Control Package is not available in 50 Hz.
5. LLS voltage must match the voltage applied to the motor.

**For specific model DOE AWEF values in a given application, please refer to this product line's corresponding Sales/Marketing Brochure found on our website.**



# WALK-IN UNIT COOLERS

## Center Mount Unit Coolers

### Shipped-Loose Accessories

#### Controls & Thermostats

Option Name	Option Description	List Price (\$US)
EcoNet Command Center	EcoNet Command Center for EcoNet Enabled Unit Coolers	1,384
Mechanical Thermostat	Mechanical Thermostat: -30°F to + 100°F	451
Electronic Thermostat	Electronic Thermostat: -30°F to + 100°F	583

#### Valves

Option Name	Range	List Price (\$US)
Electronic Expansion Valve (EEV)	1 to 15 Tons	1,615
Thermostatic Expansion Valve (TXV)	1/4 to 3 Tons	485
	4 to 9 Tons	529
Liquid Line Solenoid Valve (LLSV)	1/2 thru 3 HP	447
	4 thru 8 HP	499

#### Heat Exchangers

Part Number	Model Number	Length (in)	Liquid Line (in)	Suction Line (in)	List Price (\$US)
HX-25	105065001	12	1/4	1/2	250
HX-50	105065003	13	3/8	5/8	293
HX-75	105065004	14	3/8	7/8	402
HX-100	105065005	14	3/8	1-1/8	513
HX-150	105065006	14	1/2	1-1/8	593

For specific model DOE AWEF values in a given application, please refer to this product line's corresponding Sales/Marketing Brochure found on our website.



# WALK-IN UNIT COOLERS



## Low Velocity Center Mount Unit Coolers

Low Velocity Center Mount unit coolers mount flush to the ceiling to provide for extra storage space and were engineered to meet performance regulations. Units are ideal for florist boxes, produce storage, meat cutting, holding and packing rooms, and similar applications. Features include two-way air flow to provide for even circulation and temperature, easy serviceability, can be used with multiple refrigerants, and are available in air and electric defrost models.



### STANDARD FEATURES

- Dual Speed EC Motors
- Extra low height — mounts flush to ceiling
- Two-way air flow for even air circulation and consistent temperature
- Electric Defrost models feature independantly defrosted coils for optimal defrost performance
- High efficiency fan guard design and deep draw venturi provide optimal air flow
- Sloped housing for efficient condensate draining
- Unique design allows for service in confined spaces
- Lightweight and durable embossed aluminum housing



### Low Velocity Center Mount Nomenclature:

<b>R</b>	<b>V</b>	<b>6</b>	<b>A</b>	<b>043</b>	<b>A</b>	<b>D</b>	<b>A</b>
Brand	Style	Fins Per Inch	Defrost Type	BTUH in Hundreds	Unit Voltage	Motor Type	Revision
R = Russell	V = Low Velocity Center Mount	6 FPI	A = Air E = Electric		A = 115/1/60 D = 208-230/1/60	D - Dual Speed EC	

For specific model DOE AWEF values in a given application, please refer to this product line's corresponding Sales/Marketing Brochure found on our website.



# WALK-IN UNIT COOLERS

## Low Velocity Center Mount Unit Coolers

### Configurable Base Models

Number of Fans	Dual Speed EC Motors - 6 FPI						Approx. Ship Weight (lbs)
	Air Defrost				Electric Defrost		
	115/1/60		230-230/1/60		208-230/1/60		
	Model Number	List Price (\$US)	Model Number	List Price (\$US)	Model Number	List Price (\$US)	
1	RV6A043ADA	5,596	RV6A043DDA	5,818	RV6E043DDA	6,443	195
	RV6A053ADA	5,796	RV6A053DDA	6,028	RV6E053DDA	6,762	195
2	RV6A085ADA	6,750	RV6A085DDA	7,021	RV6E085DDA	7,911	215
	RV6A106ADA	8,279	RV6A106DDA	8,610	RV6E106DDA	9,568	215
3	RV6A129ADA	9,609	RV6A129DDA	9,994	RV6E129DDA	11,231	235
	RV6A158ADA	10,781	RV6A158DDA	11,215	RV6E158DDA	12,546	235
4	RV6A176ADA	13,140	RV6A176DDA	13,665	RV6E176DDA	15,367	285
	RV6A218ADA	14,858	RV6A218DDA	15,452	RV6E218DDA	17,279	285
5	RV6A271ADA	16,294	RV6A271DDA	16,947	RV6E271DDA	19,247	340

1. EC motors are rated for 50HZ operations. Dual speed EC motors are compliant with California Title 24 regulations. Dual speed motor operation employs a relay to control motor speed.

### Configurable Options

Number of Fans	Factory Mounted Options - List Price Adder (\$US)						
	TXV	EEV <sup>3</sup>	EcoNet Control Package	LLSV <sup>4</sup>	Mechanical Thermostat	Electronic Thermostat	Insulated Drain Pan
1	650	2,093	2,692	472	480	719	219
2	650	2,093	2,692	472	480	719	277
3	650	2,093	2,692	472	480	719	335
4	650	2,093	2,692	472	480	719	392
5	650	2,093	2,692	472	480	719	451

1. Shipped-Loose Accessories are found on Page 27.
2. Alternative Housing, Coil Coating & Housing Coating options are available. Contact Application Engineering for coated housing or alternate coil coating. ElectroFin, Bronz-Glow and Heresite are available coating options.
3. Price Adder is for Electronic Expansion Valve (EEV) only. Controller not included and must be field supplied.
4. EcoNet Control Package is not available in 50 Hz.
5. LLS voltage must match the voltage applied to the motor.

**For specific model DOE AWEF values in a given application, please refer to this product line's corresponding Sales/Marketing Brochure found on our website.**

# WALK-IN UNIT COOLERS



## Low Velocity Center Mount Unit Coolers

### Shipped-Loose Accessories

#### Controls & Thermostats

Option Name	Option Description	List Price (\$US)
EcoNet Command Center	EcoNet Command Center for EcoNet Enabled Unit Coolers	1,384
Mechanical Thermostat	Mechanical Thermostat: -30°F to + 100°F	451
Electronic Thermostat	Electronic Thermostat: -30°F to + 100°F	583

#### Valves

Option Name	Range	List Price (\$US)
Electronic Expansion Valve (EEV)	1 to 15 Tons	1,615
Thermostatic Expansion Valve (TXV)	1/4 to 3 Tons	529
	4 to 9 Tons	754
Liquid Line Solenoid Valve (LLSV)	1/2 thru 3 HP	447
	4 thru 8 HP	499

#### Heat Exchangers

Part Number	Model Number	Length (in)	Liquid Line (in)	Suction Line (in)	List Price (\$US)
HX-25	105065001	12	1/4	1/2	250
HX-50	105065003	13	3/8	5/8	293
HX-75	105065004	14	3/8	7/8	402
HX-100	105065005	14	3/8	1-1/8	513
HX-150	105065006	14	1/2	1-1/8	593


For specific model DOE AWEF values in a given application, please refer to this product line's corresponding Sales/Marketing Brochure found on our website.



# WALK-IN UNIT COOLERS

## Medium Profile Unit Coolers

Medium Profile Unit Coolers were engineered to meet performance regulations and are the perfect evaporator solution for medium to large walk-in coolers and freezers. The units feature rail-mount motors, high efficiency fan and venturi designs, enhanced surface coil tubing, easily removable fan guards and modular fan panels, face mounted defrost heaters, hinged drain pans and are optimized for multiple refrigerants.



Available with air, electric or hot gas defrost.

### STANDARD FEATURES



- Rail-mounted, energy-efficient dual speed EC motors
- Enhanced copper tube and aluminum fin coil construction
- High efficiency fan and deep draw venturi for optimal air flow
- Slide out end panels
- Easily removable fan guards and modular fan panels
- Hinged drain pan
- Face mounted defrost heaters for optimal performance and easy service access
- Embossed aluminum housing

### Medium Profile Nomenclature:

<b>R</b>	<b>M</b>	<b>6</b>	<b>E</b>	<b>153</b>	<b>D</b>	<b>D</b>	<b>A</b>
Brand	Style	Fins Per Inch	Defrost Type	BTUH in Hundreds	Unit Voltage	Motor Type	Revision
R = Russell	M = Medium Profile	6 FPI 4 FPI	A = Air E = Electric H = Hot Gas 3-Pipe G - Hot Gas Reverse		A = 115/1/60 D = 208-230/1/60 E - 208-230/3/60 F - 460/1/60 G - 460/3/60	D - Dual Speed EC	

For specific model DOE AWEF values in a given application, please refer to this product line's corresponding Sales/Marketing Brochure found on our website.

# WALK-IN UNIT COOLERS



## Medium Profile Unit Coolers

### Air Defrost Configurable Base Models

Number of Fans	Dual Speed EC Motors						Approx. Ship Weight (lbs)	
	115/1/60		208-230/1/60		460/1/60			
	Model Number	List Price (\$US)	Model Number	List Price (\$US)	Model Number	List Price (\$US)		
6 FPI	1	RM6A182ADA	9,224	RM6A182DDA	9,408	RM6A182FDA	9,963	330
		RM6A220ADA	11,129	RM6A220DDA	11,351	RM6A220FDA	12,021	330
	2	RM6A276ADA	15,647	RM6A276DDA	15,960	RM6A276FDA	16,899	505
		RM6A370ADA	19,778	RM6A370DDA	20,174	RM6A370FDA	21,361	505
		RM6A442ADA	22,943	RM6A442DDA	23,403	RM6A442FDA	24,779	505
	3	RM6A549ADA	27,843	RM6A549DDA	28,401	RM6A549FDA	30,070	691
RM6A658ADA		29,330	RM6A658DDA	29,917	RM6A658FDA	31,676	691	

1. EC motors are rated for 50HZ operations. Dual speed EC motors are compliant with California Title 24 regulations. Dual speed motor operation employs a relay to control motor speed.

### Air Defrost Configurable Options

Number of Fans	Factory Mounted Options - List Price Adder (\$US)						
	TXV	EEV <sup>3</sup>	EcoNet Control Package	LLSV	Mechanical Thermostat	Electronic Thermostat	Insulated Drain Pan
1	650	2,093	3,701	937	480	719	676
2	1,225	2,093	3,701	937	480	719	1,114
3	1,225	2,093	3,701	1,166	480	719	1,489

1. Shipped-Loose Accessories are found on Page 33.
2. Alternative Cabinets (Painted or Stainless Steel) and Coil Coating (RussProof, Bronz-Glow & Electrofin) options are available. Contact Application Engineering, or a Sales Representative, if you are interested in these options.
3. Price Adder is for Electronic Expansion Valve (EEV) only. Controller not included and must be field supplied.
4. EcoNet Control Package is not available in 50 Hz.

For specific model DOE AWEF values in a given application, please refer to this product line's corresponding Sales/Marketing Brochure found on our website.



# WALK-IN UNIT COOLERS

## Medium Profile Unit Coolers

### Electric Defrost Configurable Base Models

Number of Fans	Dual Speed EC Motors								Approx. Ship Weight (lbs)	
	208-230/1/60		208-230/3/60		460/1/60		460/3/60			
	Model Number	List Price (\$US)	Model Number	List Price (\$US)	Model Number	List Price (\$US)	Model Number	List Price (\$US)		
6 FPI	1	RM6E153DDA	11,788	RM6E153EDA	11,905	RM6E153FDA	12,739	RM6E153GDA	12,859	330
		RM6E184DDA	15,398	RM6E184EDA	15,552	RM6E184FDA	16,641	RM6E184GDA	16,796	330
	2	RM6E311DDA	19,339	RM6E311EDA	19,534	RM6E311FDA	20,901	RM6E311GDA	21,098	505
		RM6E374DDA	24,947	RM6E374EDA	25,199	RM6E374FDA	26,962	RM6E374GDA	27,213	505
	3	-	-	RM6E469EDA	28,545	RM6E469FDA	30,543	RM6E469GDA	30,827	691
		-	-	RM6E564EDA	31,282	RM6E564FDA	33,472	RM6E564GDA	33,785	691
4 FPI	1	RM4E110DDA	11,317	RM4E110EDA	11,430	RM4E110FDA	12,231	RM4E110GDA	12,344	330
		RM4E143DDA	14,783	RM4E143EDA	14,932	RM4E143FDA	15,977	RM4E143GDA	16,125	330
	2	RM4E232DDA	18,567	RM4E232EDA	18,753	RM4E232FDA	20,067	RM4E232GDA	20,253	505
		RM4E288DDA	23,949	RM4E288EDA	24,190	RM4E288FDA	25,884	RM4E288GDA	26,126	505
	3	-	-	RM4E336EDA	27,405	RM4E336FDA	29,323	RM4E336GDA	29,598	691
		-	-	RM4E419EDA	30,034	RM4E419FDA	32,133	RM4E419GDA	32,436	691

1. EC motors are rated for 50HZ operations. Dual speed EC motors are compliant with California Title 24 regulations. Dual speed motor operation employs a relay to control motor speed.

"-" = Not Available

### Electric Defrost Configurable Options

Number of Fans	Factory Mounted Options - List Price Adder (\$US)							
	TXV	EEV <sup>3</sup>	EcoNet Control Package	LLSV	Mechanical Thermostat	Electronic Thermostat	Adjustable Defrost Control / Fan Delay Switch	Insulated Drain Pan
1	650	2,093	3,701	937	480	719	496	676
2	1,225	2,093	3,701	937	480	719	496	1,114
3	1,225	2,093	3,701	1,166	480	719	496	1,489

1. Shipped-Loose Accessories are found on Page 33.
2. Alternative Cabinets (Painted or Stainless Steel) and Coil Coating (RussProof, Bronz-Glow & Electrofin) options are available. Contact Application Engineering, or a Sales Representative, if you are interested in these options.
3. Price Adder is for Electronic Expansion Valve (EEV) only. Controller not included and must be field supplied.
4. EcoNet Control Package is not available in 50 Hz.

For specific model DOE AWEF values in a given application, please refer to this product line's corresponding Sales/Marketing Brochure found on our website.

# WALK-IN UNIT COOLERS



## Medium Profile Unit Coolers

### Hot Gas Defrost - Reverse Cycle Configurable Base Models

Number of Fans	Dual Speed EC Motors				Approx. Ship Weight (lbs)	
	208-230/1/60		460/1/60			
	Model Number	List Price (\$US)	Model Number	List Price (\$US)		
6 FPI	1	RM6G153DDA	16,566	RM6G153FDA	17,905	330
		RM6G184DDA	17,291	RM6G184FDA	18,687	330
	2	RM6G311DDA	24,381	RM6G311FDA	26,350	505
		RM6G374DDA	25,959	RM6G374FDA	28,058	505
	3	RM6G469DDA	32,152	RM6G469FDA	34,750	691
		RM6G564DDA	34,846	RM6G564FDA	37,663	691
4 FPI	1	RM4G110DDA	15,905	RM4G110FDA	17,190	330
		RM4G143DDA	16,599	RM4G143FDA	17,939	330
	2	RM4G232DDA	23,406	RM4G232FDA	25,298	505
		RM4G288DDA	24,923	RM4G288FDA	26,936	505
	3	RM4G336DDA	30,866	RM4G336FDA	33,359	691
		RM4G419DDA	33,454	RM4G419FDA	36,156	691

All Hot Gas Reverse Cycle Unit Coolers Require a TXV/LLSV/Check Valve or an EEV

1. EC motors are rated for 50HZ operations. Dual speed EC motors are compliant with California Title 24 regulations. Dual speed motor operation employs a relay to control motor speed.
2. Hot Gas Defrost Models feature an Electric Drain Pan Heater

### Hot Gas Defrost Configurable Options

Number of Fans	Factory Mounted Options - List Price Adder (\$US)						
	TXV <sup>3</sup>	EEV <sup>4</sup>	LLSV	Mechanical Thermostat	Electronic Thermostat	Adjustable Defrost Control / Fan Delay Switch	Insulated Drain Pan
1	650	2,093	937	480	719	496	676
2	1,225	2,093	937	480	719	496	1,114
3	1,225	2,093	1,166	480	719	496	1,489

1. Shipped-Loose Accessories are found on Page 33.
2. Alternative Cabinets (Painted or Stainless Steel) and Coil Coating (RussProof, Bronz-Glow & Electrofin) options are available. Contact Application Engineering, or a Sales Representative, if you are interested in these options.
3. If ordering a factory mounted TXV with a Hot Gas Defrost Reverse Cycle unit, a factory mounted LLSV must also be ordered. For this option selection, a check valve will also be included.
4. Price Adder is for Electronic Expansion Valve (EEV) only. Controller not included and must be field supplied.

For specific model DOE AWEF values in a given application, please refer to this product line's corresponding Sales/Marketing Brochure found on our website.



# WALK-IN UNIT COOLERS

## Medium Profile Unit Coolers

### Hot Gas Defrost - 3-Pipe Configurable Base Models

	Number of Fans	Dual Speed EC Motors				Approx. Ship Weight (lbs)
		208-230/1/60		460/1/60		
		Model Number	List Price (\$US)	Model Number	List Price (\$US)	
6 FPI	1	RM6H153DDA	16,566	RM6H153FDA	17,905	330
		RM6H184DDA	17,291	RM6H184FDA	18,687	330
	2	RM6H311DDA	24,381	RM6H311FDA	26,350	505
		RM6H374DDA	25,959	RM6H374FDA	28,058	505
	3	RM6H469DDA	32,152	RM6H469FDA	34,750	691
		RM6H564DDA	34,846	RM6H564FDA	37,663	691
4 FPI	1	RM4H110DDA	15,905	RM4H110FDA	17,190	330
		RM4H143DDA	16,599	RM4H143FDA	17,939	330
	2	RM4H232DDA	23,406	RM4H232FDA	25,298	505
		RM4H288DDA	24,923	RM4H288FDA	26,936	505
	3	RM4H336DDA	30,866	RM4H336FDA	33,359	691
		RM4H419DDA	33,454	RM4H419FDA	36,156	691

**All Hot Gas Defrost 3-Pipe Unit Coolers Require a TXV or an EEV**

1. EC motors are rated for 50HZ operations. Dual speed EC motors are compliant with California Title 24 regulations. Dual speed motor operation employs a relay to control motor speed.
2. Hot Gas Defrost Models feature an Electric Drain Pan Heater

### Hot Gas Defrost Configurable Options

Number of Fans	Factory Mounted Options - List Price Adder (\$US)						
	TXV <sup>3</sup>	EEV <sup>4</sup>	LLSV	Mechanical Thermostat	Electronic Thermostat	Adjustable Defrost Control / Fan Delay Switch	Insulated Drain Pan
1	650	2,093	937	480	719	496	676
2	1,225	2,093	937	480	719	496	1,114
3	1,225	2,093	1,166	480	719	496	1,489

1. Shipped-Loose Accessories are found on Page 33.
2. Alternative Cabinets (Painted or Stainless Steel) and Coil Coating (RussProof, Bronz-Glow & Electrofin) options are available. Contact Application Engineering, or a Sales Representative, if you are interested in these options.
3. Price Adder is for Electronic Expansion Valve (EEV) only. Controller not included and must be field supplied.

**For specific model DOE AWEF values in a given application, please refer to this product line's corresponding Sales/Marketing Brochure found on our website.**



# WALK-IN UNIT COOLERS



## Medium Profile Unit Coolers

### Shipped-Loose Accessories

#### Controls & Thermostats

Option Name	Option Description	List Price (\$US)
EcoNet Command Center	EcoNet Command Center for EcoNet Enabled Unit Coolers	1,384
Mechanical Thermostat	Mechanical Thermostat: -30°F to + 100°F	451
Electronic Thermostat	Electronic Thermostat: -30°F to + 100°F	583

#### Valves

Option Name	Range	List Price (\$US)
Electronic Expansion Valve (EEV)	1 to 15 Tons	1,615
Thermostatic Expansion Valve (TXV)	1/4 to 3 Tons	529
	4 to 9 Tons	754
Liquid Line Solenoid Valve (LLSV)	1/2 thru 3 HP	447
	4 thru 8 HP	499
	9 thru 10 HP	724
	12 thru 15 HP	889

#### Heat Exchangers


Part Number	Model Number	Length (in)	Liquid Line (in)	Suction Line (in)	List Price (\$US)
HX-25	105065001	12	1/4	1/2	250
HX-50	105065003	13	3/8	5/8	293
HX-75	105065004	14	3/8	7/8	402
HX-100	105065005	14	3/8	1-1/8	513
HX-150	105065006	14	1/2	1-1/8	593
HX-250	105065007	14	5/8	1-3/8	818
HX-350	105065008	16	5/8	1-5/8	839



# WALK-IN UNIT COOLERS

## Heavy Duty Unit Coolers

Heavy Duty Unit Coolers are the ideal evaporator for medium and large walk-in coolers and freezers. Designed with efficiency, performance and service in mind, the Heavy Duty units were engineered to meet performance regulations and feature energy-efficient rail-mount Dual Speed EC Motors. All units have several enhanced service features including rail-mount motors, new high efficiency fan and venturi designs, enhanced surface coil tubing, easily removable fan guards and modular fan panels, face mount defrost heaters, hinged drain pans and shipping pallets designed to facilitate easy installation. One through four fan models are available with air, electric or hot gas defrost.



### STANDARD FEATURES

- Rail-mounted, energy-efficient dual speed EC motors
- Enhanced copper tube and aluminum fin coil construction
- High efficiency deep draw venturi for optimal air flow
- Slide out end panels
- Easily removable fan guards and modular fan panels
- Hinged drain pan
- Face mounted defrost heaters for optimal performance and easy service access
- Embossed aluminum housing

### Heavy Duty Nomenclature:

R	H	G	E	109	D	D	A
Brand	Style	Fins Per Inch	Defrost Type	BTUH in Thousands	Unit Voltage	Motor Type	Revision
R = Russell	H = Heavy Duty Y = Reverse Connections	6 FPI 4 FPI	A = Air E = Electric H = Hot Gas 3-Pipe w/ Electric Drain Pan K = Hot Gas 3-Pipe w/ Hot Gas Drain Pan G - Hot Gas Reverse w/ Electric Drain Pan L - Hot Gas Reverse w/ Hot Gas Drain Pan		D = 208-230/1/60 E - 208-230/3/60 F - 460/1/60 G - 460/3/60	D - Dual Speed EC	

For specific model DOE AWEF values in a given application, please refer to this product line's corresponding Sales/Marketing Brochure found on our website.

# WALK-IN UNIT COOLERS



## Heavy Duty Unit Coolers

### Air Defrost Configurable Base Models

Number of Fans	Dual Speed EC Motors				Approx. Ship Weight (lbs)	
	208-230/1/60		460/1/60			
	Model Number	List Price (\$US)	Model Number	List Price (\$US)		
6 FPI	1	RH6A031DDA	22,918	RH6A031FDA	23,376	470
		RH6A043DDA	25,174	RH6A043FDA	25,679	470
		RH6A052DDA	26,385	RH6A052FDA	26,912	470
	2	RH6A063DDA	29,403	RH6A063FDA	29,991	730
		RH6A087DDA	38,468	RH6A087FDA	39,237	730
		RH6A105DDA	43,171	RH6A105FDA	44,036	730
	3	RH6A132DDA	46,083	RH6A132FDA	47,005	1,000
		RH6A156DDA	61,744	RH6A156FDA	62,980	1,000
	4	RH6A175DDA	71,689	RH6A175FDA	73,124	1,130
RH6A209DDA		79,754	RH6A209FDA	81,351	1,130	

1. EC motors are rated for 50HZ operations. Dual speed EC motors are compliant with California Title 24 regulations. Dual speed motor operation employs a relay to control motor speed.

### Air Defrost Configurable Options

Number of Fans	Factory Mounted Options - List Price Adder (\$US)						
	TXV	EEV <sup>3</sup>	EcoNet Control Package <sup>4</sup>	LLSV	Mechanical Thermostat	Electronic Thermostat	Insulated Drain Pan
1	1,225	2,093	7,229	937	480	719	996
2	1,867	2,093	7,229	1,166	480	719	1,324
3	1,867	2,891	7,229	1,166	480	719	1,706
4	1,867	2,891	7,229	1,341	480	719	1,959

1. Shipped-Loose Accessories are found on Page 39.
2. Alternative Cabinets (Painted or Stainless Steel) and Coil Coating (RussProof, Bronz-Glow & Electrofin) options are available. Contact Application Engineering, or a Sales Representative, if you are interested in these options.
3. Price Adder is for Electronic Expansion Valve (EEV) only. Controller not included and must be field supplied.
4. EcoNet Control Package is not available in 50 Hz.
5. Heavy Duty Unit Coolers with EcoNet will also have a Thru-the-Door Disconnect

**For specific model DOE AWEF values in a given application, please refer to this product line's corresponding Sales/Marketing Brochure found on our website.**



# WALK-IN UNIT COOLERS

## Heavy Duty Unit Coolers

### Electric Defrost Configurable Base Models

	Number of Fans	Dual Speed EC Motor				Approx. Ship Weight (lbs)	
		208-230/3/60		460/3/60			
		Model Number	List Price (\$US)	Model Number	List Price (\$US)		
6 FPI	1	RH6E033EDA	26,035	RH6E033GDA	26,558	470	
		RH6E044EDA	31,085	RH6E044GDA	31,707	470	
		RH6E053EDA	33,611	RH6E053GDA	34,283	470	
	2	RH6E066EDA	40,454	RH6E066GDA	41,264	730	
		RH6E089EDA	51,934	RH6E089GDA	52,971	730	
		RH6E109EDA	61,914	RH6E109GDA	63,152	730	
	3	RH6E134EDA	68,649	RH6E134GDA	70,023	1,000	
		RH6E163EDA	89,961	RH6E163GDA	91,761	1,000	
	4	RH6E199EDA	103,295	RH6E199GDA	105,362	1,130	
	4 FPI	1	RH4E035EDA	29,842	RH4E035GDA	30,438	470
			RH4E044EDA	32,264	RH4E044GDA	32,911	470
		2	RH4E071EDA	49,857	RH4E071GDA	50,852	730
RH4E087EDA			59,437	RH4E087GDA	60,625	730	
3		RH4E107EDA	65,905	RH4E107GDA	67,219	1,000	
		RH4E131EDA	86,362	RH4E131GDA	88,088	1,000	
4		RH4E167EDA	99,164	RH4E167GDA	101,145	1,130	

1. EC motors are rated for 50HZ operations. Dual speed EC motors are compliant with California Title 24 regulations. Dual speed motor operation employs a relay to control motor speed.

### Electric Defrost Configurable Options

Number of Fans	Factory Mounted Options - List Price Adder (\$US)							
	TXV	EEV <sup>3</sup>	EcoNet Control Package <sup>4</sup>	LLSV	Mechanical Thermostat	Electronic Thermostat	Adjustable Defrost Control / Fan Delay Switch	Insulated Drain Pan
1	1,225	2,093	7,229	937	480	719	496	996
2	1,867	2,093	7,229	1,166	480	719	496	1,324
3	1,867	2,891	7,229	1,166	480	719	496	1,706
4	1,867	2,891	7,229	1,341	480	719	496	1,959

1. Shipped-Loose Accessories are found on Page 39.
2. Alternative Cabinets (Painted or Stainless Steel) and Coil Coating (RussProof, Bronz-Glow & Electrofin) options are available. Contact Application Engineering, or a Sales Representative, if you are interested in these options.
3. Price Adder is for Electronic Expansion Valve (EEV) only. Controller not included and must be field supplied.
4. EcoNet Control Package is not available in 50 Hz.
5. Heavy Duty Unit Coolers with EcoNet will also have a Thru-the-Door Disconnect

**For specific model DOE AWEF values in a given application, please refer to this product line's corresponding Sales/Marketing Brochure found on our website.**

# WALK-IN UNIT COOLERS



## Heavy Duty Unit Coolers

### Hot Gas Defrost - Reverse Cycle Configurable Base Models

Number of Fans	Dual Speed EC Motors								Approx. Ship Weight (lbs)		
	Electric Drain Pan Heater				Hot Gas Drain Pan Heater						
	208-230/1/60		460/1/60		208-230/1/60		460/1/60				
	Model Number	List Price (\$US)	Model Number	List Price (\$US)	Model Number	List Price (\$US)	Model Number	List Price (\$US)			
6 FPI	1	RH6G033DDA	25,774	RH6G033FDA	26,292	RH6L033DDA	26,162	RH6L033FDA	26,686	470	
		RH6G044DDA	30,774	RH6G044FDA	31,391	RH6L044DDA	31,236	RH6L044FDA	31,862	470	
		RH6G053DDA	33,274	RH6G053FDA	33,940	RH6L053DDA	33,776	RH6L053FDA	34,451	470	
	2	RH6G066DDA	40,049	RH6G066FDA	40,850	RH6L066DDA	40,650	RH6L066FDA	41,463	730	
		RH6G089DDA	51,413	RH6G089FDA	52,441	RH6L089DDA	52,186	RH6L089FDA	53,228	730	
		RH6G109DDA	61,295	RH6G109FDA	62,519	RH6L109DDA	62,213	RH6L109FDA	63,457	730	
	3	RH6G134DDA	67,964	RH6G134FDA	69,323	RH6L134DDA	68,983	RH6L134FDA	70,363	1,000	
		RH6G163DDA	89,061	RH6G163FDA	90,842	RH6L163DDA	90,397	RH6L163FDA	92,204	1,000	
	4	RH6G199DDA	102,262	RH6G199FDA	104,306	RH6L199DDA	103,796	RH6L199FDA	105,870	1,130	
	4 FPI	1	RH4G035DDA	29,543	RH4G035FDA	30,135	RH4L035DDA	29,987	RH4L035FDA	30,586	470
			RH4G044DDA	31,942	RH4G044FDA	32,581	RH4L044DDA	32,422	RH4L044FDA	33,071	470
		2	RH4G071DDA	49,357	RH4G071FDA	50,345	RH4L071DDA	50,099	RH4L071FDA	51,098	730
RH4G087DDA			58,841	RH4G087FDA	60,018	RH4L087DDA	59,723	RH4L087FDA	60,919	730	
3		RH4G107DDA	65,243	RH4G107FDA	66,548	RH4L107DDA	66,224	RH4L107FDA	67,546	1,000	
		RH4G131DDA	85,497	RH4G131FDA	87,208	RH4L131DDA	86,781	RH4L131FDA	88,515	1,000	
4		RH4G167DDA	98,170	RH4G167FDA	100,135	RH4L167DDA	99,645	RH4L167FDA	101,638	1,130	

All Hot Gas Reverse Cycle Unit Coolers Require a TXV/LLSV/Check Valve or an EEV

1. EC motors are rated for 50HZ operations. Dual speed EC motors are compliant with California Title 24 regulations . Dual speed motor operation employs a relay to control motor speed.

### Hot Gas Defrost - Reverse Cycle Configurable Options

Number of Fans	Factory Mounted Options - List Price Adder (\$US)					
	TXV, LLSV and Check Valve <sup>3</sup>	EEV <sup>4</sup>	Mechanical Thermostat	Electronic Thermostat	Adjustable Defrost Control / Fan Delay Switch	Insulated Drain Pan
1	3,069	2,093	480	719	496	996
2	3,940	2,093	480	719	496	1,324
3	3,940	2,891	480	719	496	1,706
4	4,115	2,891	480	719	496	1,959

1. Shipped-Loose Accessories are found on Page 39.
2. Alternative Cabinets (Painted or Stainless Steel) and Coil Coating (RussProof, Bronz-Glow & Electrofin) options are available. Contact Application Engineering, or a Sales Representative, if you are interested in these options.
3. If ordering a factory mounted TXV with a Hot Gas Defrost Reverse Cycle unit, a factory mounted LLSV and Check Valve must also be ordered.
4. Price Adder is for Electronic Expansion Valve (EEV) only. Controller not included and must be field supplied.

For specific model DOE AWEF values in a given application, please refer to this product line's corresponding Sales/Marketing Brochure found on our website.



# WALK-IN UNIT COOLERS

## Heavy Duty Unit Coolers

### Hot Gas Defrost - 3-Pipe Configurable Base Models

Number of Fans	Dual Speed EC Motors								Approx. Ship Weight (lbs)		
	Electric Drain Pan Heater				Hot Gas Drain Pan Heater						
	208-230/1/60		460/1/60		208-230/1/60		460/1/60				
	Model Number	List Price (\$US)	Model Number	List Price (\$US)	Model Number	List Price (\$US)	Model Number	List Price (\$US)			
6 FPI	1	RH6H033DDA	25,774	RH6H033FDA	26,292	RH6K033DDA	26,162	RH6K033FDA	26,686	470	
		RH6H044DDA	30,774	RH6H044FDA	31,391	RH6K044DDA	31,236	RH6K044FDA	31,862	470	
		RH6H053DDA	33,274	RH6H053FDA	33,940	RH6K053DDA	33,776	RH6K053FDA	34,451	470	
	2	RH6H066DDA	40,049	RH6H066FDA	40,850	RH6K066DDA	40,650	RH6K066FDA	41,463	730	
		RH6H089DDA	51,413	RH6H089FDA	52,441	RH6K089DDA	52,186	RH6K089FDA	53,228	730	
		RH6H109DDA	61,295	RH6H109FDA	62,519	RH6K109DDA	62,213	RH6K109FDA	63,457	730	
	3	RH6H134DDA	67,964	RH6H134FDA	69,323	RH6K134DDA	68,983	RH6K134FDA	70,363	1000	
		RH6H163DDA	89,061	RH6H163FDA	90,842	RH6K163DDA	90,397	RH6K163FDA	92,204	1000	
	4	RH6H199DDA	102,262	RH6H199FDA	104,306	RH6K199DDA	103,796	RH6K199FDA	105,870	1130	
	4 FPI	1	RH4H035DDA	29,543	RH4H035FDA	30,135	RH4K035DDA	29,987	RH4K035FDA	30,586	470
			RH4H044DDA	31,942	RH4H044FDA	32,581	RH4K044DDA	32,422	RH4K044FDA	33,071	470
		2	RH4H071DDA	49,357	RH4H071FDA	50,345	RH4K071DDA	50,099	RH4K071FDA	51,098	730
RH4H087DDA			58,841	RH4H087FDA	60,018	RH4K087DDA	59,723	RH4K087FDA	60,919	730	
3		RH4H107DDA	65,243	RH4H107FDA	66,548	RH4K107DDA	66,224	RH4K107FDA	67,546	1,000	
		RH4H131DDA	85,497	RH4H131FDA	87,208	RH4K131DDA	86,781	RH4K131FDA	88,515	1,000	
4		RH4H167DDA	98,170	RH4H167FDA	100,135	RH4K167DDA	99,645	RH4K167FDA	101,638	1,130	

All Hot Gas Defrost 3-Pipe Unit Coolers Require a TXV or an EEV

1. EC motors are rated for 50HZ operations. Dual speed EC motors are compliant with California Title 24 regulations. Dual speed motor operation employs a relay to control motor speed.

### Hot Gas Defrost - 3-Pipe Configurable Options

Number of Fans	Factory Mounted Options - List Price Adder (\$US)						
	TXV	EEV <sup>3</sup>	LLSV	Mechanical Thermostat	Electronic Thermostat	Adjustable Defrost Control / Fan Delay Switch	Insulated Drain Pan
1	1,225	2,093	937	480	719	496	996
2	1,867	2,093	1,166	480	719	496	1,324
3	1,867	2,891	1,166	480	719	496	1,706
4	1,867	2,891	1,341	480	719	496	1,959

1. Shipped-Loose Accessories are found on Page 39.
2. Alternative Cabinets (Painted or Stainless Steel) and Coil Coating (RussProof, Bronz-Glow & Electrofin) options are available. Contact Application Engineering, or a Sales Representative, if you are interested in these options.
3. Price Adder is for Electronic Expansion Valve (EEV) only. Controller not included and must be field supplied.

For specific model DOE AWEF values in a given application, please refer to this product line's corresponding Sales/Marketing Brochure found on our website.

# WALK-IN UNIT COOLERS



## Heavy Duty Unit Coolers

### Shipped-Loose Accessories

#### Controls & Thermostats

Option Name	Option Description	List Price (\$US)
EcoNet Command Center	EcoNet Command Center for EcoNet Enabled Unit Coolers	1,384
Mechanical Thermostat	Mechanical Thermostat: -30°F to + 100°F	451
Electronic Thermostat	Electronic Thermostat: -30°F to + 100°F	583

#### Valves

Option Name	Range	List Price (\$US)
Electronic Expansion Valve (EEV)	1 to 15 Tons	1,615
	16 to 25 Tons	2,318
Thermostatic Expansion Valve (TXV)	1/4 to 3 Tons	529
	4 to 9 Tons	754
	10 to 30 Tons	1,325
Liquid Line Solenoid Valve (LLSV)	1/2 thru 3 HP	447
	4 thru 8 HP	499
	9 thru 10 HP	724
	12 thru 15 HP	889
	22 HP	1,135

#### Heat Exchangers


Part Number	Model Number	Length (in)	Liquid Line (in)	Suction Line (in)	List Price (\$US)
HX-25	105065001	12	1/4	1/2	250
HX-50	105065003	13	3/8	5/8	293
HX-75	105065004	14	3/8	7/8	402
HX-100	105065005	14	3/8	1-1/8	513
HX-150	105065006	14	1/2	1-1/8	593
HX-250	105065007	14	5/8	1-3/8	818
HX-350	105065008	16	5/8	1-5/8	839
HX-500	105065009	17	7/8	2-1/8	1,331
LHX-15	105065010	30	7/8	2-1/8	3,653
LHX-20	105065011	30	1-1/8	2-1/8	3,908
LHX-25	105065012	30	1-1/8	2-5/8	4,185



# WALK-IN UNIT COOLERS

## Warehouse Unit Coolers

Designed with efficiency, performance and service in mind, Russell's Warehouse Unit Cooler line is optimized to cover Cold Storage applications in the most effective way. Models are designed exclusively for use in walk-in coolers and freezers 3,000 sq. ft and larger. Warehouse Unit Coolers have several enhanced service features including rail-mount motors, new high efficiency fan and venturi designs, enhanced surface coil tubing, easily removable fan guards and modular fan panels, face mount defrost heaters, hinged drain pans and shipping pallets designed to facilitate easy installation. One through four fan models are available with air, electric or hot gas defrost.



Warehouse models are designed exclusively for use in walk-in coolers and freezers 3,000 sq. ft and larger.

### STANDARD FEATURES

- Rail-mount three-phase motors with standard or high-static pressure prop fan blades
- Enhanced copper tube and aluminum fin coil construction
- High efficiency deep draw venturi for optimal air flow
- Slide out end panels
- Easily removable fan guards and modular fan panels
- Hinged drain pan
- Face mounted defrost heaters for optimal performance and easy service access
- Embossed aluminum housing

### Warehouse Nomenclature:

R	W	6	E	143	E	T	A
Brand	Style	Fins Per Inch	Defrost Type	BTUH in Thousands	Unit Voltage	Motor Type	Revision
R = Russell	W = Warehouse Z = Reverse Connections	6 FPI 4 FPI	A = Air E = Electric H = Hot Gas 3-Pipe w/ Electric Drain Pan K = Hot Gas 3-Pipe w/ Hot Gas Drain Pan G - Hot Gas Reverse w/ Electric Drain Pan L - Hot Gas Reverse w/ Hot Gas Drain Pan		E - 208-230/3/60 G - 460/3/60	T = Three Phase H = Three Phase with High-Static (Pressure Prop) Fan Blades	



# WALK-IN UNIT COOLERS



## Warehouse Unit Coolers

**Warehouse Unit Coolers are designed exclusively for Applications 3,000 sq. ft and larger Air Defrost Configurable Base Models**

	Number of Fans	Three-Phase Motor - Standard Fan				Approx. Ship Weight (lbs)
		208-230/3/60		460/3/60		
		Model Number	List Price (\$US)	Model Number	List Price (\$US)	
6 F.P.I.	1	RW6A034ETA	16,978	RW6A034GTA	17,317	480
		RW6A047ETA	18,648	RW6A047GTA	19,019	480
		RW6A058ETA	19,543	RW6A058GTA	19,933	480
	2	RW6A069ETA	21,779	RW6A069GTA	22,215	750
		RW6A094ETA	30,775	RW6A094GTA	31,391	750
		RW6A117ETA	34,536	RW6A117GTA	35,229	750
	3	RW6A143ETA	36,867	RW6A143GTA	37,604	1,030
		RW6A176ETA	49,396	RW6A176GTA	50,385	1,030
	4	RW6A190ETA	57,351	RW6A190GTA	58,501	1,360
		RW6A234ETA	63,803	RW6A234GTA	65,080	1,360

## Air Defrost Configurable Options

Number of Fans	Factory Mounted Options - List Price Adder (\$US)						
	TXV	EEV <sup>3</sup>	EcoNet Control Package <sup>4</sup>	LLSV	Mechanical Thermostat	Electronic Thermostat	Insulated Drain Pan
1	1,225	2,093	7,229	937	480	719	996
2	1,867	2,093	7,229	1,166	480	719	1,324
3	1,867	2,891	7,229	1,166	480	719	1,706
4	1,867	2,891	7,229	1,341	480	719	1,959

1. Shipped-Loose Accessories are found on Page 52.
2. Alternative Cabinets (Painted or Stainless Steel) and Coil Coating (RussProof, Bronz-Glow & Electrofin) options are available. Contact Application Engineering, or a Sales Representative, if you are interested in these options.
3. Price Adder is for Electronic Expansion Valve (EEV) only. Controller not included and must be field supplied.
4. EcoNet Control Package is not available in 50 Hz.
5. Warehouse Unit Coolers with EcoNet will also have a Thru-the-Door Disconnect



# WALK-IN UNIT COOLERS

## Warehouse Unit Coolers

**Warehouse Unit Coolers are designed exclusively for Applications 3,000 sq. ft and larger**  
**Electric Defrost Configurable Base Models - Standard Fan**

Number of Fans	Three-Phase Motor - Standard Fan				Approx. Ship Weight (lbs)		
	208-230/3/60		460/3/60				
	Model Number	List Price (\$US)	Model Number	List Price (\$US)			
6 FPI	1	RW6E036ETA	19,288	RW6E036GTA	19,671	480	
		RW6E047ETA	23,027	RW6E047GTA	23,486	480	
		RW6E059ETA	24,896	RW6E059GTA	25,395	480	
	2	RW6E072ETA	33,712	RW6E072GTA	34,385	750	
		RW6E096ETA	43,280	RW6E096GTA	44,144	750	
		RW6E120ETA	51,595	RW6E120GTA	52,627	750	
	3	RW6E143ETA	57,208	RW6E143GTA	58,354	1030	
		RW6E179ETA	78,227	RW6E179GTA	79,790	1030	
	4	RW6E216ETA	89,820	RW6E216GTA	91,618	1360	
	4 FPI	1	RW4E038ETA	22,104	RW4E038GTA	22,547	480
			RW4E048ETA	23,900	RW4E048GTA	24,380	480
		2	RW4E077ETA	41,548	RW4E077GTA	42,379	750
RW4E097ETA			49,531	RW4E097GTA	50,520	750	
3		RW4E115ETA	54,920	RW4E115GTA	56,019	1,030	
		RW4E145ETA	75,098	RW4E145GTA	76,600	1,030	
4		RW4E182ETA	86,227	RW4E182GTA	87,952	1,360	

## Electric Defrost Configurable Options

Number of Fans	Factory Mounted Options - List Price Adder (\$US)							
	TXV	EEV <sup>3</sup>	EcoNet Control Package <sup>4</sup>	LLSV	Mechanical Thermostat	Electronic Thermostat	Adjustable Defrost Control / Fan Delay Switch	Insulated Drain Pan
1	1,225	2,093	7,229	937	480	719	496	996
2	1,867	2,093	7,229	1,166	480	719	496	1,324
3	1,867	2,891	7,229	1,166	480	719	496	1,706
4	1,867	2,891	7,229	1,341	480	719	496	1,959

1. Shipped-Loose Accessories are found on Page 52.
2. Alternative Cabinets (Painted or Stainless Steel) and Coil Coating (RussProof, Bronz-Glow & Electrofin) options are available. Contact Application Engineering, or a Sales Representative, if you are interested in these options.
3. Price Adder is for Electronic Expansion Valve (EEV) only. Controller not included and must be field supplied.
4. EcoNet Control Package is not available in 50 Hz.
5. Warehouse Unit Coolers with EcoNet will also have a Thru-the-Door Disconnect

# WALK-IN UNIT COOLERS



## Warehouse Unit Coolers

**Warehouse Unit Coolers are designed exclusively for Applications 3,000 sq. ft and larger**  
**Electric Defrost Configurable Base Models - High-Static Fan**

Number of Fans	Three-Phase Motor - High-Static Fan				Approx. Ship Weight (lbs)	
	208-230/3/60		460/3/60			
	Model Number	List Price (\$US)	Model Number	List Price (\$US)		
6 FPI	1	RW6E036EHA	21,408	RW6E036GHA	21,836	480
		RW6E047EHA	25,559	RW6E047GHA	26,070	480
		RW6E059EHA	27,637	RW6E059GHA	28,188	480
	2	RW6E072EHA	37,420	RW6E072GHA	38,167	750
		RW6E096EHA	48,040	RW6E096GHA	49,000	750
		RW6E120EHA	57,270	RW6E120GHA	58,416	750
3	RW6E143EHA	63,501	RW6E143GHA	64,772	1,030	
	RW6E179EHA	86,830	RW6E179GHA	88,567	1,030	
4	RW6E216EHA	99,702	RW6E216GHA	101,694	1,360	
4 FPI	1	RW4E038EHA	24,535	RW4E038GHA	25,025	480
		RW4E048EHA	26,530	RW4E048GHA	27,060	480
	2	RW4E077EHA	46,119	RW4E077GHA	47,040	750
		RW4E097EHA	54,980	RW4E097GHA	56,079	750
	3	RW4E115EHA	60,960	RW4E115GHA	62,180	1,030
		RW4E145EHA	83,356	RW4E145GHA	85,025	1,030
	4	RW4E182EHA	95,713	RW4E182GHA	97,628	1,360

## Electric Defrost Configurable Options

Number of Fans	Factory Mounted Options - List Price Adder (\$US)							
	TXV	EEV <sup>3</sup>	EcoNet Control Package <sup>4</sup>	LLSV	Mechanical Thermostat	Electronic Thermostat	Adjustable Defrost Control / Fan Delay Switch	Insulated Drain Pan
1	1,225	2,093	7,229	937	480	719	496	996
2	1,867	2,093	7,229	1,166	480	719	496	1,324
3	1,867	2,891	7,229	1,166	480	719	496	1,706
4	1,867	2,891	7,229	1,341	480	719	496	1,959

1. Shipped-Loose Accessories are found on Page 52.
2. Alternative Cabinets (Painted or Stainless Steel) and Coil Coating (RussProof, Bronz-Glow & Electrofin) options are available. Contact Application Engineering, or a Sales Representative, if you are interested in these options.
3. Price Adder is for Electronic Expansion Valve (EEV) only. Controller not included and must be field supplied.
4. EcoNet Control Package is not available in 50 Hz.
5. Warehouse Unit Coolers with EcoNet will also have a Thru-the-Door Disconnect



# WALK-IN UNIT COOLERS

## Warehouse Unit Coolers

**Warehouse Unit Coolers are designed exclusively for Applications 3,000 sq. ft and larger**  
**Hot Gas Defrost Reverse Cycle Configurable Base Models - Standard Fan - Electric Heater**

Number of Fans	Three-Phase Motor - Standard Fan - Electric Drain Pan Heater				Approx. Ship Weight (lbs)		
	208-230/3/60		460/3/60				
	Model Number	List Price (\$US)	Model Number	List Price (\$US)			
6 FPI	1	RW6G036ETA	19,094	RW6G036GTA	19,475	480	
		RW6G047ETA	22,796	RW6G047GTA	23,252	480	
		RW6G059ETA	24,647	RW6G059GTA	25,141	480	
	2	RW6G072ETA	33,374	RW6G072GTA	34,042	750	
		RW6G096ETA	42,845	RW6G096GTA	43,701	750	
		RW6G120ETA	51,078	RW6G120GTA	52,100	750	
	3	RW6G143ETA	56,637	RW6G143GTA	57,769	1,030	
		RW6G179ETA	77,443	RW6G179GTA	78,994	1,030	
	4	RW6G216ETA	88,921	RW6G216GTA	90,700	1,360	
	4 FPI	1	RW4G038ETA	21,885	RW4G038GTA	22,323	480
			RW4G048ETA	23,662	RW4G048GTA	24,135	480
		2	RW4G077ETA	41,132	RW4G077GTA	41,954	750
RW4G097ETA			49,036	RW4G097GTA	50,016	750	
3		RW4G115ETA	54,371	RW4G115GTA	55,458	1,030	
		RW4G145ETA	74,347	RW4G145GTA	75,836	1,030	
4		RW4G182ETA	85,364	RW4G182GTA	87,072	1,360	

All Hot Gas Reverse Cycle Unit Coolers Require a TXV/LLSV/Check Valve or an EEV

### Hot Gas Defrost Reverse Cycle Configurable Options

Number of Fans	Factory Mounted Options - List Price Adder (\$US)					
	TXV, LLSV and Check Valve <sup>3</sup>	EEV <sup>4</sup>	Mechanical Thermostat	Electronic Thermostat	Adjustable Defrost Control / Fan Delay Switch	Insulated Drain Pan
1	3,069	2,093	480	719	496	996
2	3,940	2,093	480	719	496	1,324
3	3,940	2,891	480	719	496	1,706
4	4,115	2,891	480	719	496	1,959

1. Shipped-Loose Accessories are found on Page 52.
2. Alternative Cabinets (Painted or Stainless Steel) and Coil Coating (RussProof, Bronz-Glow & Electrofin) options are available. Contact Application Engineering, or a Sales Representative, if you are interested in these options.
3. If ordering a factory mounted TXV with a Hot Gas Defrost Reverse Cycle unit, a factory mounted LLSV and Check Valve must also be ordered.
4. Price Adder is for Electronic Expansion Valve (EEV) only. Controller not included and must be field supplied.

# WALK-IN UNIT COOLERS



## Warehouse Unit Coolers

**Warehouse Unit Coolers are designed exclusively for Applications 3,000 sq. ft and larger**  
**Hot Gas Defrost Reverse Cycle Configurable Base Models - Standard Fan - Hot Gas Heater**

Number of Fans	Three-Phase Motor - Standard Fan - Hot Gas Drain Pan Heater				Approx. Ship Weight (lbs)	
	208-230/3/60		460/3/60			
	Model Number	List Price (\$US)	Model Number	List Price (\$US)		
6 FPI	1	RW6L036ETA	19,379	RW6L036GTA	19,767	480
		RW6L047ETA	23,135	RW6L047GTA	23,602	480
		RW6L059ETA	25,019	RW6L059GTA	25,518	480
	2	RW6L072ETA	33,876	RW6L072GTA	34,555	750
		RW6L096ETA	43,487	RW6L096GTA	44,358	750
		RW6L120ETA	51,846	RW6L120GTA	52,884	750
	3	RW6L143ETA	57,488	RW6L143GTA	58,638	1030
		RW6L179ETA	78,609	RW6L179GTA	80,179	1030
	4	RW6L216ETA	90,256	RW6L216GTA	92,061	1360
	4 FPI	1	RW4L038ETA	22,212	RW4L038GTA	22,657
RW4L048ETA			24,014	RW4L048GTA	24,496	480
2		RW4L077ETA	41,749	RW4L077GTA	42,584	750
		RW4L097ETA	49,772	RW4L097GTA	50,768	750
3		RW4L115ETA	55,187	RW4L115GTA	56,291	1,030
		RW4L145ETA	75,462	RW4L145GTA	76,971	1,030
4		RW4L182ETA	86,646	RW4L182GTA	88,379	1,360

All Hot Gas Reverse Cycle Unit Coolers Require a TXV/LLSV/Check Valve or an EEV

### Hot Gas Defrost Reverse Cycle Configurable Options

Number of Fans	Factory Mounted Options - List Price Adder (\$US)					
	TXV, LLSV and Check Valve <sup>3</sup>	EEV <sup>4</sup>	Mechanical Thermostat	Electronic Thermostat	Adjustable Defrost Control / Fan Delay Switch	Insulated Drain Pan
1	3,069	2,093	480	719	496	996
2	3,940	2,093	480	719	496	1,324
3	3,940	2,891	480	719	496	1,706
4	4,115	2,891	480	719	496	1,959

1. Shipped-Loose Accessories are found on Page 52.
2. Alternative Cabinets (Painted or Stainless Steel) and Coil Coating (RussProof, Bronz-Glow & Electrofin) options are available. Contact Application Engineering, or a Sales Representative, if you are interested in these options.
3. If ordering a factory mounted TXV with a Hot Gas Defrost Reverse Cycle unit, a factory mounted LLSV and Check Valve must also be ordered.
4. Price Adder is for Electronic Expansion Valve (EEV) only. Controller not included and must be field supplied.



# WALK-IN UNIT COOLERS

## Warehouse Unit Coolers

**Warehouse Unit Coolers are designed exclusively for Applications 3,000 sq. ft and larger**  
**Hot Gas Defrost Reverse Cycle Configurable Base Models - High-Static Fan - Electric Heater**

Number of Fans	Three-Phase Motor - High-Static Fan - Electric Drain Pan Heater				Approx. Ship Weight (lbs)	
	208-230/3/60		460/3/60			
	Model Number	List Price (\$US)	Model Number	List Price (\$US)		
6 FPI	1	RW6G036EHA	21,192	RW6G036GHA	21,616	480
		RW6G047EHA	25,302	RW6G047GHA	25,810	480
		RW6G059EHA	27,359	RW6G059GHA	27,904	480
	2	RW6G072EHA	37,046	RW6G072GHA	37,786	750
		RW6G096EHA	47,559	RW6G096GHA	48,509	750
		RW6G120EHA	56,699	RW6G120GHA	57,832	750
	3	RW6G143EHA	62,867	RW6G143GHA	64,125	1,030
		RW6G179EHA	85,964	RW6G179GHA	87,684	1,030
	4	RW6G216EHA	98,704	RW6G216GHA	100,677	1,360
4 FPI	1	RW4G038EHA	24,291	RW4G038GHA	24,777	480
		RW4G048EHA	26,264	RW4G048GHA	26,789	480
	2	RW4G077EHA	45,657	RW4G077GHA	46,570	750
		RW4G097EHA	54,430	RW4G097GHA	55,519	750
	3	RW4G115EHA	60,352	RW4G115GHA	61,559	1,030
		RW4G145EHA	82,525	RW4G145GHA	84,176	1,030
	4	RW4G182EHA	94,755	RW4G182GHA	96,650	1,360

All Hot Gas Reverse Cycle Unit Coolers Require a TXV/LLSV/Check Valve or an EEV

### Hot Gas Defrost Reverse Cycle Configurable Options

Number of Fans	Factory Mounted Options - List Price Adder (\$US)					
	TXV, LLSV and Check Valve <sup>3</sup>	EEV <sup>4</sup>	Mechanical Thermostat	Electronic Thermostat	Adjustable Defrost Control / Fan Delay Switch	Insulated Drain Pan
1	3,069	2,093	480	719	496	996
2	3,940	2,093	480	719	496	1,324
3	3,940	2,891	480	719	496	1,706
4	4,115	2,891	480	719	496	1,959

1. Shipped-Loose Accessories are found on Page 52.
2. Alternative Cabinets (Painted or Stainless Steel) and Coil Coating (RussProof, Bronz-Glow & Electrofin) options are available. Contact Application Engineering, or a Sales Representative, if you are interested in these options.
3. If ordering a factory mounted TXV with a Hot Gas Defrost Reverse Cycle unit, a factory mounted LLSV and Check Valve must also be ordered.
4. Price Adder is for Electronic Expansion Valve (EEV) only. Controller not included and must be field supplied.

# WALK-IN UNIT COOLERS



## Warehouse Unit Coolers

**Warehouse Unit Coolers are designed exclusively for Applications 3,000 sq. ft and larger**  
**Hot Gas Defrost Reverse Cycle Configurable Base Models - High-Static Fan - Hot Gas Heater**

Number of Fans	Three-Phase Motor - High-Static Fan - Hot Gas Drain Pan Heater				Approx. Ship Weight (lbs)	
	208-230/3/60		460/3/60			
	Model Number	List Price (\$US)	Model Number	List Price (\$US)		
6 FPI	1	RW6L036EHA	21,511	RW6L036GHA	21,942	480
		RW6L047EHA	25,681	RW6L047GHA	26,198	480
		RW6L059EHA	27,769	RW6L059GHA	28,324	480
	2	RW6L072EHA	37,603	RW6L072GHA	38,354	750
		RW6L096EHA	48,272	RW6L096GHA	49,235	750
		RW6L120EHA	57,548	RW6L120GHA	58,700	750
	3	RW6L143EHA	63,810	RW6L143GHA	65,088	1,030
		RW6L179EHA	87,253	RW6L179GHA	88,999	1,030
	4	RW6L216EHA	100,184	RW6L216GHA	102,189	1,360
	4 FPI	1	RW4L038EHA	24,657	RW4L038GHA	25,151
RW4L048EHA			26,657	RW4L048GHA	27,190	480
2		RW4L077EHA	46,340	RW4L077GHA	47,270	750
		RW4L097EHA	55,247	RW4L097GHA	56,351	750
3		RW4L115EHA	61,256	RW4L115GHA	62,483	1,030
		RW4L145EHA	83,762	RW4L145GHA	85,440	1,030
4		RW4L182EHA	96,176	RW4L182GHA	98,102	1,360

All Hot Gas Reverse Cycle Unit Coolers Require a TXV/LLSV/Check Valve or an EEV

### Hot Gas Defrost Reverse Cycle Configurable Options

Number of Fans	Factory Mounted Options - List Price Adder (\$US)					
	TXV, LLSV and Check Valve <sup>3</sup>	EEV <sup>4</sup>	Mechanical Thermostat	Electronic Thermostat	Adjustable Defrost Control / Fan Delay Switch	Insulated Drain Pan
1	3,069	2,093	480	719	496	996
2	3,940	2,093	480	719	496	1,324
3	3,940	2,891	480	719	496	1,706
4	4,115	2,891	480	719	496	1,959

1. Shipped-Loose Accessories are found on Page 52.
2. Alternative Cabinets (Painted or Stainless Steel) and Coil Coating (RussProof, Bronz-Glow & Electrofin) options are available. Contact Application Engineering, or a Sales Representative, if you are interested in these options.
3. If ordering a factory mounted TXV with a Hot Gas Defrost Reverse Cycle unit, a factory mounted LLSV and Check Valve must also be ordered.
4. Price Adder is for Electronic Expansion Valve (EEV) only. Controller not included and must be field supplied.



# WALK-IN UNIT COOLERS

## Warehouse Unit Coolers

**Warehouse Unit Coolers are designed exclusively for Applications 3,000 sq. ft and larger**  
**Hot Gas Defrost 3-Pipe Configurable Base Models - Standard Fan - Electric Heater**

Number of Fans	Three-Phase Motor - Standard Fan - Electric Drain Pan Heater				Approx. Ship Weight (lbs)		
	208-230/3/60		460/3/60				
	Model Number	List Price (\$US)	Model Number	List Price (\$US)			
6 FPI	1	RW6H036ETA	19,094	RW6H036GTA	19,475	480	
		RW6H047ETA	22,796	RW6H047GTA	23,252	480	
		RW6H059ETA	24,647	RW6H059GTA	25,141	480	
	2	RW6H072ETA	33,374	RW6H072GTA	34,042	750	
		RW6H096ETA	42,845	RW6H096GTA	43,701	750	
		RW6H120ETA	51,078	RW6H120GTA	52,100	750	
	3	RW6H143ETA	56,637	RW6H143GTA	57,769	1,030	
		RW6H179ETA	77,443	RW6H179GTA	78,994	1,030	
	4	RW6H216ETA	88,921	RW6H216GTA	90,700	1,360	
	4 FPI	1	RW4H038ETA	21,885	RW4H038GTA	22,323	480
			RW4H048ETA	23,662	RW4H048GTA	24,135	480
		2	RW4H077ETA	41,132	RW4H077GTA	41,954	750
RW4H097ETA			49,036	RW4H097GTA	50,016	750	
3		RW4H115ETA	54,371	RW4H115GTA	55,458	1,030	
		RW4H145ETA	74,347	RW4H145GTA	75,836	1,030	
4		RW4H182ETA	85,364	RW4H182GTA	87,072	1,360	

All Hot Gas Defrost 3-Pipe Unit Coolers Require a TXV or an EEV

### Hot Gas Defrost 3-Pipe Configurable Options

Number of Fans	Factory Mounted Options - List Price Adder (\$US)						
	TXV	EEV <sup>3</sup>	LLSV	Mechanical Thermostat	Electronic Thermostat	Adjustable Defrost Control / Fan Delay Switch	Insulated Drain Pan
1	1,225	2,093	937	480	719	496	996
2	1,867	2,093	1,166	480	719	496	1,324
3	1,867	2,891	1,166	480	719	496	1,706
4	1,867	2,891	1,341	480	719	496	1,959

1. Shipped-Loose Accessories are found on Page 52.
2. Alternative Cabinets (Painted or Stainless Steel) and Coil Coating (RussProof, Bronz-Glow & Electrofin) options are available. Contact Application Engineering, or a Sales Representative, if you are interested in these options.
3. Price Adder is for Electronic Expansion Valve (EEV) only. Controller not included and must be field supplied.



# WALK-IN UNIT COOLERS



## Warehouse Unit Coolers

**Warehouse Unit Coolers are designed exclusively for Applications 3,000 sq. ft and larger**  
**Hot Gas Defrost 3-Pipe Configurable Base Models - Standard Fan - Hot Gas Heater**

Number of Fans	Three-Phase Motor - Standard Fan - Hot Gas Drain Pan Heater				Approx. Ship Weight (lbs)	
	208-230/3/60		460/3/60			
	Model Number	List Price (\$US)	Model Number	List Price (\$US)		
6 FPI	1	RW6K036ETA	19,379	RW6K036GTA	19,767	480
		RW6K047ETA	23,135	RW6K047GTA	23,602	480
		RW6K059ETA	25,019	RW6K059GTA	25,518	480
	2	RW6K072ETA	33,876	RW6K072GTA	34,555	750
		RW6K096ETA	43,487	RW6K096GTA	44,358	750
		RW6K120ETA	51,846	RW6K120GTA	52,884	750
	3	RW6K143ETA	57,488	RW6K143GTA	58,638	1,030
RW6K179ETA		78,609	RW6K179GTA	80,179	1,030	
4	RW6K216ETA	90,256	RW6K216GTA	92,061	1,360	
4 FPI	1	RW4K038ETA	22,212	RW4K038GTA	22,657	480
		RW4K048ETA	24,014	RW4K048GTA	24,496	480
	2	RW4K077ETA	41,749	RW4K077GTA	42,584	750
		RW4K097ETA	49,772	RW4K097GTA	50,768	750
	3	RW4K115ETA	55,187	RW4K115GTA	56,291	1,030
		RW4K145ETA	75,462	RW4K145GTA	76,971	1,030
	4	RW4K182ETA	86,646	RW4K182GTA	88,379	1,360

All Hot Gas Defrost 3-Pipe Unit Coolers Require a TXV or an EEV

### Hot Gas Defrost 3-Pipe Configurable Options

Number of Fans	Factory Mounted Options - List Price Adder (\$US)						
	TXV	EEV <sup>3</sup>	LLSV	Mechanical Thermostat	Electronic Thermostat	Adjustable Defrost Control / Fan Delay Switch	Insulated Drain Pan
1	1,225	2,093	937	480	719	496	996
2	1,867	2,093	1,166	480	719	496	1,324
3	1,867	2,891	1,166	480	719	496	1,706
4	1,867	2,891	1,341	480	719	496	1,959

1. Shipped-Loose Accessories are found on Page 52.
2. Alternative Cabinets (Painted or Stainless Steel) and Coil Coating (RussProof, Bronz-Glow & Electrofin) options are available. Contact Application Engineering, or a Sales Representative, if you are interested in these options.
3. Price Adder is for Electronic Expansion Valve (EEV) only. Controller not included and must be field supplied.



# WALK-IN UNIT COOLERS

## Warehouse Unit Coolers

**Warehouse Unit Coolers are designed exclusively for Applications 3,000 sq. ft and larger**  
**Hot Gas Defrost 3-Pipe Configurable Base Models - High-Static Fan - Electric Heater**

Number of Fans	Three-Phase Motor - Standard Fan - Electric Drain Pan Heater				Approx. Ship Weight (lbs)	
	208-230/3/60		460/3/60			
	Model Number	List Price (\$US)	Model Number	List Price (\$US)		
6 FPI	1	RW6H036EHA	21,192	RW6H036GHA	21,616	480
		RW6H047EHA	25,302	RW6H047GHA	25,810	480
		RW6H059EHA	27,359	RW6H059GHA	27,904	480
	2	RW6H072EHA	37,046	RW6H072GHA	37,786	750
		RW6H096EHA	47,559	RW6H096GHA	48,509	750
		RW6H120EHA	56,699	RW6H120GHA	57,832	750
	3	RW6H143EHA	62,867	RW6H143GHA	64,125	1,030
		RW6H179EHA	85,964	RW6H179GHA	87,684	1,030
	4	RW6H216EHA	98,704	RW6H216GHA	100,677	1,360
4 FPI	1	RW4H038EHA	24,291	RW4H038GHA	24,777	480
		RW4H048EHA	26,264	RW4H048GHA	26,789	480
	2	RW4H077EHA	45,657	RW4H077GHA	46,570	750
		RW4H097EHA	54,430	RW4H097GHA	55,519	750
	3	RW4H115EHA	60,352	RW4H115GHA	61,559	1,030
		RW4H145EHA	82,525	RW4H145GHA	84,176	1,030
	4	RW4H182EHA	94,755	RW4H182GHA	96,650	1,360

All Hot Gas Defrost 3-Pipe Unit Coolers Require a TXV or an EEV

### Hot Gas Defrost 3-Pipe Configurable Options

Number of Fans	Factory Mounted Options - List Price Adder (\$US)						
	TXV	EEV <sup>3</sup>	LLSV	Mechanical Thermostat	Electronic Thermostat	Adjustable Defrost Control / Fan Delay Switch	Insulated Drain Pan
1	1,225	2,093	937	480	719	496	996
2	1,867	2,093	1,166	480	719	496	1,324
3	1,867	2,891	1,166	480	719	496	1,706
4	1,867	2,891	1,341	480	719	496	1,959

1. Shipped-Loose Accessories are found on Page 52.
2. Alternative Cabinets (Painted or Stainless Steel) and Coil Coating (RussProof, Bronz-Glow & Electrofin) options are available. Contact Application Engineering, or a Sales Representative, if you are interested in these options.
3. Price Adder is for Electronic Expansion Valve (EEV) only. Controller not included and must be field supplied.

# WALK-IN UNIT COOLERS



## Warehouse Unit Coolers

**Warehouse Unit Coolers are designed exclusively for Applications 3,000 sq. ft and larger**  
**Hot Gas Defrost 3-Pipe Configurable Base Models - High-Static Fan - Hot Gas Heater**

Number of Fans	Three-Phase Motor - High-Static Fan - Hot Gas Drain Pan Heater				Approx. Ship Weight (lbs)	
	208-230/3/60		460/3/60			
	Model Number	List Price (\$US)	Model Number	List Price (\$US)		
6 FPI	1	RW6K036EHA	21,511	RW6K036GHA	21,942	480
		RW6K047EHA	25,681	RW6K047GHA	26,198	480
		RW6K059EHA	27,769	RW6K059GHA	28,324	480
	2	RW6K072EHA	37,603	RW6K072GHA	38,354	750
		RW6K096EHA	48,272	RW6K096GHA	49,235	750
		RW6K120EHA	57,548	RW6K120GHA	58,700	750
	3	RW6K143EHA	63,810	RW6K143GHA	65,088	1,030
		RW6K179EHA	87,253	RW6K179GHA	88,999	1,030
	4	RW6K216EHA	100,184	RW6K216GHA	102,189	1,360
4 FPI	1	RW4K038EHA	24,657	RW4K038GHA	25,151	480
		RW4K048EHA	26,657	RW4K048GHA	27,190	480
	2	RW4K077EHA	46,340	RW4K077GHA	47,270	750
		RW4K097EHA	55,247	RW4K097GHA	56,351	750
	3	RW4K115EHA	61,256	RW4K115GHA	62,483	1,030
		RW4K145EHA	83,762	RW4K145GHA	85,440	1,030
	4	RW4K182EHA	96,176	RW4K182GHA	98,102	1,360

All Hot Gas Defrost 3-Pipe Unit Coolers Require a TXV or an EEV

### Hot Gas Defrost 3-Pipe Configurable Options

Number of Fans	Factory Mounted Options - List Price Adder (\$US)						
	TXV	EEV <sup>3</sup>	LLSV	Mechanical Thermostat	Electronic Thermostat	Adjustable Defrost Control / Fan Delay Switch	Insulated Drain Pan
1	1,225	2,093	937	480	719	496	996
2	1,867	2,093	1,166	480	719	496	1,324
3	1,867	2,891	1,166	480	719	496	1,706
4	1,867	2,891	1,341	480	719	496	1,959

1. Shipped-Loose Accessories are found on Page 52.
2. Alternative Cabinets (Painted or Stainless Steel) and Coil Coating (RussProof, Bronz-Glow & Electrofin) options are available. Contact Application Engineering, or a Sales Representative, if you are interested in these options.
3. Price Adder is for Electronic Expansion Valve (EEV) only. Controller not included and must be field supplied.



# WALK-IN UNIT COOLERS

## Warehouse Unit Coolers

### Shipped-Loose Accessories

#### Controls & Thermostats

Option Name	Option Description	List Price (\$US)
EcoNet Command Center	EcoNet Command Center for EcoNet Enabled Unit Coolers	1,384
Mechanical Thermostat	Mechanical Thermostat: -30°F to + 100°F	451
Electronic Thermostat	Electronic Thermostat: -30°F to + 100°F	583

#### Valves

Option Name	Range	List Price (\$US)
Electronic Expansion Valve (EEV)	1 to 15 Tons	1,615
	16 to 25 Tons	2,318
Thermostatic Expansion Valve (TXV)	1/4 to 3 Tons	529
	4 to 9 Tons	754
	10 to 30 Tons	1,325
Liquid Line Solenoid Valve (LLSV)	1/2 thru 3 HP	447
	4 thru 8 HP	499
	9 thru 10 HP	724
	12 thru 15 HP	889
	22 HP	1,135

#### Heat Exchangers

Part Number	Model Number	Length (in)	Liquid Line (in)	Suction Line (in)	List Price (\$US)
HX-25	105065001	12	1/4	1/2	250
HX-50	105065003	13	3/8	5/8	293
HX-75	105065004	14	3/8	7/8	402
HX-100	105065005	14	3/8	1-1/8	513
HX-150	105065006	14	1/2	1-1/8	593
HX-250	105065007	14	5/8	1-3/8	818
HX-350	105065008	16	5/8	1-5/8	839
HX-500	105065009	17	7/8	2-1/8	1,331
LHX-15	105065010	30	7/8	2-1/8	3,653
LHX-20	105065011	30	1-1/8	2-1/8	3,908
LHX-25	105065012	30	1-1/8	2-5/8	4,185

# AIR-COOLED CONDENSING UNITS



## Next-Gen MiniCon - 1/2-6 HP Condensing Units

Next-Gen MiniCons are ideally suited for use in a variety of commercial applications such as cafeterias, convenience stores, restaurants and fast food outlets while providing the versatility to excel in a full array of other applications. The 1/2-6 HP product line provides a winning combination of high quality, increased flexibility and greatly improved efficiency for even lower long-term operating costs.

The small profile product line is designed to utilize R404A or other low GWP refrigerants R407A, R407C, R448A and R449A. Units are available with hermetic or scroll compressors. The standard rated for operation in ambient air temperatures up to 110° F.



### STANDARD FEATURES

- Hermetic or Scroll Compressors
- All-weather - Galvanized steel painted housing
- Generously sized high efficiency condenser, enhanced copper tubes/aluminum fins
- Integral Liquid Subcooling Circuit provides subcooled liquid to the expansion device
- Base mounted shut-off valves placed external to cabinet for easy access
- Liquid line kit with filter/drier and sight glass with moisture indicator
- Suction line piping
- Larger electrical panel with hinged/removable door
- Color coded point-to-point wiring
- Crankcase heater
- Refrigerant receiver with isolation valve and pressure relief plug
- “A” Vintage Units feature PSC Motors, “B” Vintage Units feature High Efficiency Motors
- Encapsulated high pressure (auto reset) and low pressure (auto reset) controls (adjustable low pressure control is standard on low temperature models)
- Electronic defrost timer with defrost contactor/ relay on low temperature standard models (2 evaps. maximum)
- Electronic air defrost timer (Medium temperature standard models only)
- **Flooded models include flooded head pressure control**
- **Non-flooded models include mild ambient fan cycle control**

### Next-Gen MiniCon Nomenclature:

CONFIGURABLE BASE MODEL								PRE-CONFIGURATION CODES <sup>3</sup>
R	F	H	150	E	4S	D	A	NT
Brand	Style	Compressor Style	Horsepower	Temperature Range	Refrigerant Type	Voltage Code	Vintage <sup>2</sup>	Pre-Assembly Code
R - Russell	F - Flooded B - Non-Flooded	H - Hermetic O - Scroll		E - Extended Medium L - Low M - Medium	44 - R404A Only 4S - Multiple Refrigerants	D - 208-230/1/60 E - 208-230/3/60 G - 460/3/60 M - 200-220/1/50 <sup>1</sup> N - 200-220/3/50 <sup>1</sup> Q - 380/3/50 <sup>1</sup>	A or B	NT - No Defrost Timer /Kit <sup>4</sup> ALNT - Adjustable Low Pressure Control and No Defrost Timer <sup>5</sup>

Note(s):

1. 50 Hz available. Contact Factory for additional information.
2. A Vintage has standard PSC motor(s). B Vintage has standard High Efficiency motors For specific model number vintages, please refer to following price tables or contact factory.
3. Pre-Configuration Codes are used to show common Factory Mounted options. Pre-Configuration Codes are not available for every model. For specific model availability, see the respective Pre-Configuration pricing tables or contact your local Russell sales representative.
4. “NT” pre-configuration code is available on Flooded Models with 208-230/1/60 or 208-230/3/60 voltage.
5. “ALNT” pre-configuration code is available on Flooded Medium/Extended Medium Temperature models with 208-230/1/60 or 208-230/3/60 voltage. Please note, Adjustable Low Pressure Controls are standard on Low Temperature MiniCon Models.

**For specific model DOE AWEF values in a given application, please refer to this product line’s corresponding Sales/Marketing Brochure found on our website.**



# AIR-COOLED CONDENSING UNITS

## Next-Gen MiniCon - 1/2-6 HP Condensing Units

### Flooded - Hermetic Compressor - Configurable Base Models - 208-230/1/60

Includes Flooded Head Pressure Control Valve, Liquid Line Kit with Filter/Drier, Sight Glass with Moisture Indicator and Defrost Provisions

	Cabinet Size	Nom. H.P.	Compressor Model Number	208-230/1/60			EC Motor List Price Adder (\$US)	4 Year Compressor Protection Plan (NET PRICE ADDER \$US)	Approx. Ship Weight (lbs)
				Model Number	Standard Defrost Provision(s)	List Price (\$US)			
EXTENDED MEDIUM TEMPERATURE	FM1	0.50	RST45C1E	RFH055E4SDB	Air Defrost Timer	10,948	-	169	152
		0.75	RST55C1E	RFH080E4SDB	Air Defrost Timer	11,040	-	169	156
		1.00	RST70C1E	RFH100E4SDB	Air Defrost Timer	12,283	-	191	167
	FM2	1.25	RST97C1E	RFH125E4SDB	Air Defrost Timer	12,864	-	191	195
		1.50	CS10K6E	RFH150E4SDA	Air Defrost Timer	13,224	770	191	205
		2.00	CS12K6E	RFH200E4SDA	Air Defrost Timer	13,880	770	209	228
	FM3	2.50	CS14K6E	RFH250E4SDA	Air Defrost Timer	14,929	770	209	235
		3.00	CS18K6E	RFH300E4SDA	Air Defrost Timer	15,475	770	229	253
	FM4	3.25	CS20K6E	RFH325E4SDA	Air Defrost Timer	15,638	770	229	273
	LOW TEMP.	FM1	1.00	CF04K6E	RFH100L44DA	ED-5	11,979	385	191
1.50			CF06K6E	RFH150L44DA	ED-5	12,029	385	191	195
FM2		2.00	CF09K6E	RFH200L44DA	ED-7	13,141	770	209	243
FM3		3.00	CF12K6E	RFH300L44DA	ED-7	17,159	770	229	255

1. Factory Mounted Options are found on Pages 69 -70 & Shipped-Loose Accessories and Defrost Kits are found on Pages 70 -71.
2. An Electric Defrost Kit must be ordered in lieu of the standard Air Defrost Timer when Extended Range Medium Temperature models are used for low temperature applications. " - " = Not Available

### Non-Flooded - Hermetic Compressor - Configurable Base Models - 208-230/1/60

Includes Liquid Line Kit with Filter/Drier, Sight Glass with Moisture Indicator and Defrost Provisions

	Cabinet Size	Nom. H.P.	Compressor Model Number	208-230/1/60			EC Motor List Price Adder (\$US)	4 Year Compressor Protection Plan (NET PRICE ADDER \$US)	Approx. Ship Weight (lbs)
				Model Number	Standard Defrost Provision(s)	List Price (\$US)			
EXTENDED MEDIUM TEMPERATURE	FM1	0.50	RST45C1E	RBH055E4SDB	Air Defrost Timer	10,256	-	169	152
		0.75	RST55C1E	RBH080E4SDB	Air Defrost Timer	10,391	-	169	156
		1.00	RST70C1E	RBH100E4SDB	Air Defrost Timer	11,517	-	191	167
	FM2	1.25	RST97C1E	RBH125E4SDB	Air Defrost Timer	12,080	-	191	195
		1.50	CS10K6E	RBH150E4SDA	Air Defrost Timer	12,450	706	191	205
		2.00	CS12K6E	RBH200E4SDA	Air Defrost Timer	13,126	706	209	228
	FM3	2.50	CS14K6E	RBH250E4SDA	Air Defrost Timer	14,114	706	209	235
		3.00	CS18K6E	RBH300E4SDA	Air Defrost Timer	14,485	706	229	253
	FM4	3.25	CS20K6E	RBH325E4SDB	Air Defrost Timer	14,910	-	229	273
	LOW TEMP.	FM1	1.00	CF04K6E	RBH100L44DB	ED-5	11,358	-	191
1.50			CF06K6E	RBH150L44DB	ED-5	11,407	-	191	195
FM2		2.00	CF09K6E	RBH200L44DA	ED-7	12,516	706	209	243
FM3		3.00	CF12K6E	RBH300L44DA	ED-7	16,451	706	229	255

1. Factory Mounted Options are found on Pages 69 -70 & Shipped-Loose Accessories are found on Pages 70 - 71.
2. An Electric Defrost Kit must be ordered in lieu of the standard Air Defrost Timer when Extended Range Medium Temperature models are used for low temperature applications. " - " = Not Available

**For specific model DOE AWEF values in a given application, please refer to this product line's corresponding Sales/Marketing Brochure found on our website.**

# AIR-COOLED CONDENSING UNITS



## Next-Gen MiniCon - 1/2-6 HP Condensing Units

### Flooded - Hermetic Compressor - 208-230/1/60

#### No Defrost Provisions Pre-Configured Models

*Includes Flooded Head Pressure Control Valve, Liquid Line Kit with Filter/Drier, Sight Glass with Moisture Indicator and No Defrost Provisions*

	Cabinet Size	Nom. H.P.	Compressor Model Number	208-230/1/60		4 Year Compressor Protection Plan (NET PRICE ADDER \$US)	Approx. Ship Weight (lbs)
				Model Number	List Price (\$US)		
EXTENDED MEDIUM TEMPERATURE	FM1	0.50	RST45C1E	RFH055E4SDBNT	10,185	169	152
		0.75	RST55C1E	RFH080E4SDBNT	10,277	169	156
		1.00	RST70C1E	RFH100E4SDBNT	11,520	191	167
	FM2	1.25	RST97C1E	RFH125E4SDBNT	12,101	191	195
		1.50	CS10K6E	RFH150E4SDANT	12,461	191	205
		2.00	CS12K6E	RFH200E4SDANT	13,117	209	228
	FM3	2.50	CS14K6E	RFH250E4SDANT	14,166	209	235
		3.00	CS18K6E	RFH300E4SDANT	14,712	229	253
	FM4	3.25	CS20K6E	RFH325E4SDANT	14,875	229	273
	LOW TEMP.	FM1	1.00	CF04K6E	RFH100L44DANT	11,059	191
1.50			CF06K6E	RFH150L44DANT	11,109	191	195
FM2		2.00	CF09K6E	RFH200L44DANT	12,221	209	243
FM3		3.00	CF12K6E	RFH300L44DANT	16,239	229	255

### Flooded - Hermetic Compressor - 208-230/1/60

#### No Defrost Timer with Adjustable Low Pressure Control Pre-Configured Models

*Includes Flooded Head Pressure Control Valve, Liquid Line Kit with Filter/Drier, Sight Glass with Moisture Indicator Adjustable Low Pressure Control and No Defrost Timer*

	Cabinet Size	Nom. H.P.	Compressor Model Number	208-230/1/60		4 Year Compressor Protection Plan (NET PRICE ADDER \$US)	Approx. Ship Weight (lbs)
				Model Number	List Price (\$US)		
EXTENDED MEDIUM TEMPERATURE	FM1	0.50	RST45C1E	RFH055E4SDBALNT	10,425	169	152
		0.75	RST55C1E	RFH080E4SDBALNT	10,517	169	156
		1.00	RST70C1E	RFH100E4SDBALNT	11,760	191	167
	FM2	1.25	RST97C1E	RFH125E4SDBALNT	12,341	191	195
		1.50	CS10K6E	RFH150E4SDAALNT	12,701	191	205
		2.00	CS12K6E	RFH200E4SDAALNT	13,357	209	228
	FM3	2.50	CS14K6E	RFH250E4SDAALNT	14,406	209	235
		3.00	CS18K6E	RFH300E4SDAALNT	14,952	229	253
	FM4	3.25	CS20K6E	RFH325E4SDAALNT	15,115	229	273

For specific model DOE AWEF values in a given application, please refer to this product line's corresponding Sales/Marketing Brochure found on our website.



# AIR-COOLED CONDENSING UNITS

## Next-Gen MiniCon - 1/2-6 HP Condensing Units

### Flooded - Hermetic Compressor - Configurable Base Models - 208-230/3/60

Includes Flooded Head Pressure Control Valve, Liquid Line Kit with Filter/Drier, Sight Glass with Moisture Indicator and Defrost Provisions

	Cabinet Size	Nom. H.P.	Compressor Model Number	208-230/3/60			EC Motor List Price Adder (\$US)	4 Year Compressor Protection Plan (NET PRICE ADDER \$US)	Approx. Ship Weight (lbs)
				Model Number	Standard Defrost Provision(s)	List Price (\$US)			
EXT. MEDIUM TEMP.	FM1	1.00	RST70C1E	RFH100E4SEB	Air Defrost Timer	12,145	-	191	167
	FM2	1.25	RST97C1E	RFH125E4SEB	Air Defrost Timer	12,719	-	191	195
		1.50	CS10K6E	RFH150E4SEA	Air Defrost Timer	13,181	770	191	205
	FM3	2.00	CS12K6E	RFH200E4SEA	Air Defrost Timer	14,136	770	209	228
		2.50	CS14K6E	RFH250E4SEA	Air Defrost Timer	14,683	770	209	235
		3.00	CS18K6E	RFH300E4SEA	Air Defrost Timer	15,227	770	229	253
	FM4	3.25	CS20K6E	RFH325E4SEA	Air Defrost Timer	15,331	770	229	273
LOW TEMP.	FM1	1.00	CF04K6E	RFH100L44EA	ED-5	12,177	385	191	195
		1.50	CF06K6E	RFH150L44EA	ED-5	12,240	770	191	195
	FM2	2.00	CF09K6E	RFH200L44EA	ED-7	13,697	770	209	243
	FM3	3.00	CF12K6E	RFH300L44EA	ED-7	17,394	770	229	255

1. Factory Mounted Options are found on Pages 69 -70 & Shipped-Loose Accessories are found on Pages 70 - 71.
2. An Electric Defrost Kit must be ordered in lieu of the standard Air Defrost Timer when Extended Range Medium Temperature models are used for low temperature applications. " - " = Not Available

### Non-Flooded - Hermetic Compressor - Configurable Base Models - 208-230/3/60

Includes Liquid Line Kit with Filter/Drier, Sight Glass with Moisture Indicator and Defrost Provisions

	Cabinet Size	Nom. H.P.	Compressor Model Number	208-230/3/60			EC Motor List Price Adder (\$US)	4 Year Compressor Protection Plan (NET PRICE ADDER \$US)	Approx. Ship Weight (lbs)
				Model Number	Standard Defrost Provision(s)	List Price (\$US)			
EXT. MEDIUM TEMP.	FM1	1.00	RST70C1E	RBH100E4SEB	Air Defrost Timer	11,376	-	191	167
	FM2	1.25	RST97C1E	RBH125E4SEB	Air Defrost Timer	11,965	-	191	195
		1.50	CS10K6E	RBH150E4SEA	Air Defrost Timer	12,438	770	191	205
	FM3	2.00	CS12K6E	RBH200E4SEA	Air Defrost Timer	13,363	770	209	228
		2.50	CS14K6E	RBH250E4SEA	Air Defrost Timer	13,869	770	209	235
		3.00	CS18K6E	RBH300E4SEA	Air Defrost Timer	14,226	770	229	253
	FM4	3.25	CS20K6E	RBH325E4SEB	Air Defrost Timer	14,614	-	229	273
LOW TEMP.	FM1	1.00	CF04K6E	RBH100L44EB	ED-5	11,423	-	191	195
		1.50	CF06K6E	RBH150L44EB	ED-5	11,492	-	191	195
	FM2	2.00	CF09K6E	RBH200L44EA	ED-7	12,918	770	209	243
	FM3	3.00	CF12K6E	RBH300L44EA	ED-7	16,700	770	229	255

1. Factory Mounted Options are found on Pages 69 -70 & Shipped-Loose Accessories are found on Pages 70 - 71.
2. An Electric Defrost Kit must be ordered in lieu of the standard Air Defrost Timer when Extended Range Medium Temperature models are used for low temperature applications. " - " = Not Available

**For specific model DOE AWEF values in a given application, please refer to this product line's corresponding Sales/Marketing Brochure found on our website.**



# AIR-COOLED CONDENSING UNITS



## Next-Gen MiniCon - 1/2-6 HP Condensing Units

### Flooded - Hermetic Compressor - 208-230/3/60

#### No Defrost Provisions Pre-Configured Models

*Includes Flooded Head Pressure Control Valve, Liquid Line Kit with Filter/Drier, Sight Glass with Moisture Indicator and No Defrost Provisions*

	Cabinet Size	Nom. H.P.	Compressor Model Number	208-230/3/60		4 Year Compressor Protection Plan (NET PRICE ADDER \$US)	Approx. Ship Weight (lbs)
				Model Number	List Price (\$US)		
EXT. MEDIUM TEMP	FM1	1.00	RST70C1E	RFH100E4SEBNT	11,382	191	167
	FM2	1.25	RST97C1E	RFH125E4SEBNT	11,956	191	195
		1.50	CS10K6E	RFH150E4SEANT	12,418	191	205
		2.00	CS12K6E	RFH200E4SEANT	13,373	209	228
	FM3	2.50	CS14K6E	RFH250E4SEANT	13,920	209	235
		3.00	CS18K6E	RFH300E4SEANT	14,464	229	253
	FM4	3.25	CS20K6E	RFH325E4SEANT	14,568	229	273
LOW TEMP.	FM1	1.00	CF04K6E	RFH100L44EANT	11,257	191	195
		1.50	CF06K6E	RFH150L44EANT	11,320	191	195
	FM2	2.00	CF09K6E	RFH200L44EANT	12,777	209	243
	FM3	3.00	CF12K6E	RFH300L44EANT	16,474	229	255

### Flooded - Hermetic Compressor - 208-230/3/60

#### No Defrost Timer with Adjustable Low Pressure Control Pre-Configured Models

*Includes Flooded Head Pressure Control Valve, Liquid Line Kit with Filter/Drier, Sight Glass with Moisture Indicator Adjustable Low Pressure Control and No Defrost Timer*

	Cabinet Size	Nom. H.P.	Compressor Model Number	208-230/3/60		4 Year Compressor Protection Plan (NET PRICE ADDER \$US)	Approx. Ship Weight (lbs)
				Model Number	List Price (\$US)		
EXT. MEDIUM TEMP	FM1	1.00	RST70C1E	RFH100E4SEBALNT	11,622	191	167
	FM2	1.25	RST97C1E	RFH125E4SEBALNT	12,196	191	195
		1.50	CS10K6E	RFH150E4SEALNT	12,658	191	205
		2.00	CS12K6E	RFH200E4SEALNT	13,613	209	228
	FM3	2.50	CS14K6E	RFH250E4SEALNT	14,160	209	235
		3.00	CS18K6E	RFH300E4SEALNT	14,704	229	253
	FM4	3.25	CS20K6E	RFH325E4SEALNT	14,808	229	273

**For specific model DOE AWEF values in a given application, please refer to this product line's corresponding Sales/Marketing Brochure found on our website.**



# AIR-COOLED CONDENSING UNITS

## Next-Gen MiniCon - 1/2-6 HP Condensing Units

### Flooded - Hermetic Compressor - Configurable Base Models - 460/3/60

*Includes Flooded Head Pressure Control Valve, Liquid Line Kit with Filter/Drier, Sight Glass with Moisture Indicator and Defrost Provisions*

	Cabinet Size	Nom. H.P.	Compressor Model Number	460/3/60			EC Motor List Price Adder (\$US)	4 Year Compressor Protection Plan (NET PRICE ADDER \$US)	Approx. Ship Weight (lbs)
				Model Number	Standard Defrost Provision(s)	List Price (\$US)			
EXT. MED. TEMP.	FM2	1.50	CS10K6E	RFH150E4SGA	Air Defrost Timer	14,004	770	191	205
	FM3	2.50	CS14K6E	RFH250E4SGA	Air Defrost Timer	16,227	770	209	235
		3.00	CS18K6E	RFH300E4SGA	Air Defrost Timer	16,582	770	229	253
	FM4	3.25	CS20K6E	RFH325E4SGA	Air Defrost Timer	16,932	770	229	273
LOW TEMP.	FM1	1.50	CF06K6E	RFH150L44GA	ED-17	12,739	770	191	195
	FM2	2.00	CF09K6E	RFH200L44GA	ED-17	13,917	770	209	243
	FM3	3.00	CF12K6E	RFH300L44GA	ED-17	18,235	770	229	255

1. Factory Mounted Options are found on Pages 69 -70 & Shipped-Loose Accessories are found on Pages 70 - 71.
2. An Electric Defrost Kit must be ordered in lieu of the standard Air Defrost Timer when Extended Range Medium Temperature models are used for low temperature applications.

"-" = Not Available

### Non-Flooded - Hermetic Compressor - Configurable Base Models - 460/3/60

*Includes Liquid Line Kit with Filter/Drier, Sight Glass with Moisture Indicator and Defrost Provisions*

	Cabinet Size	Nom. H.P.	Compressor Model Number	460/3/60			EC Motor List Price Adder (\$US)	4 Year Compressor Protection Plan (NET PRICE ADDER \$US)	Approx. Ship Weight (lbs)
				Model Number	Standard Defrost Provision(s)	List Price (\$US)			
EXT. MED. TEMP.	FM2	1.50	CS10K6E	RBH150E4SGA	Air Defrost Timer	13,108	770	191	205
	FM3	2.50	CS14K6E	RBH250E4SGA	Air Defrost Timer	15,417	770	209	235
		3.00	CS18K6E	RBH300E4SGA	Air Defrost Timer	15,819	770	229	253
	FM4	3.25	CS20K6E	RBH325E4SGB	Air Defrost Timer	16,221	-	229	273
LOW TEMP.	FM2	2.00	CF09K6E	RBH200L44GA	ED-17	13,188	770	209	243
	FM3	3.00	CF12K6E	RBH300L44GA	ED-17	17,526	770	229	255

1. Factory Mounted Options are found on Pages 69 -70 & Shipped-Loose Accessories are found on Pages 70 - 71.
2. An Electric Defrost Kit must be ordered in lieu of the standard Air Defrost Timer when Extended Range Medium Temperature models are used for low temperature applications.

"-" = Not Available

**For specific model DOE AWEF values in a given application, please refer to this product line's corresponding Sales/Marketing Brochure found on our website.**

# AIR-COOLED CONDENSING UNITS



## Next-Gen MiniCon - 1/2-6 HP Condensing Units

### Flooded - Scroll Compressor - Configurable Base Models - 208-230/1/60

Includes Flooded Head Pressure Control Valve, Liquid Line Kit with Filter/Drier, Sight Glass with Moisture Indicator and Defrost Provisions

	Cabinet Size	Nom. H.P.	Compressor Model Number	208-230/1/60			EC Motor List Price Adder (\$US)	4 Year Compressor Protection Plan (NET PRICE ADDER \$US)	Approx. Ship Weight (lbs)
				Model Number	Standard Defrost Provision(s)	List Price (\$US)			
MED. TEMP.	FM1	0.5	ZB06KAE	RFO060M4SDA	Air Defrost Timer	11,398	385	312	195
		0.75	ZB07KAE	RFO080M4SDA	Air Defrost Timer	12,036	385	312	195
		1.0	ZB08KAE	RFO100M4SDA	Air Defrost Timer	12,261	385	312	195
EXTENDED MEDIUM TEMPERATURE	FM2	1.0	ZS09KAE	RFO130E4SDA	Air Defrost Timer	12,982	385	312	195
		1.25	ZS11KAE	RFO150E4SDA	Air Defrost Timer	13,069	770	312	205
	FM3	1.5	ZS13KAE	RFO180E4SDA	Air Defrost Timer	14,457	770	312	210
		2.0	ZS15KAE	RFO200E4SDA	Air Defrost Timer	14,472	770	312	215
	FM4	2.5	ZS19KAE	RFO250E4SDA	Air Defrost Timer	14,747	770	312	230
		3.0	ZS21KAE	RFO300E4SDA	Air Defrost Timer	15,783	770	408	305
		3.5	ZS26KAE	RFO350E4SDA	Air Defrost Timer	17,336	770	408	325
		4.0	ZS29KAE	RFO400E4SDA	Air Defrost Timer	17,574	770	427	352
		4.5	ZS33KAE	RFO450E4SDA	Air Defrost Timer	18,964	770	427	375
	LOW TEMPERATURE	FM1	5.0	ZS38K4E	RFO500E4SDA	Air Defrost Timer	19,842	770	438
1.0			ZF03KAE	RFO100L4SDA	ED-5	13,138	385	312	195
1.3			ZF04KAE	RFO130L4SDA	ED-5	13,709	385	312	195
FM2		1.5	ZF05KAE	RFO160L4SDA	ED-5	14,324	385	312	195
		2.3	ZF07K4E	RFO230L4SDA	ED-7	15,198	770	312	230
FM3		2.5	ZF08K4E	RFO250L4SDA	ED-7	16,413	770	312	240
		3.0	ZF09K4E	RFO300L4SDA	ED-7	17,000	770	408	245
		3.5	ZF11K4E	RFO350L4SDA	ED-10	18,782	770	408	255
FM4	4.0	ZF13K4E	RFO400L4SDB	ED-10	21,162	-	427	352	
	5.0	ZF15K4E	RFO500L4SDB	ED-10	21,868	-	438	367	

1. Factory Mounted Options are found on Pages 69 -70 & Shipped-Loose Accessories are found on Pages 70 - 71.
2. An Electric Defrost Kit must be ordered in lieu of the standard Air Defrost Timer when Extended Range Medium Temperature models are used for low temperature applications.

"-" = Not Available

**For specific model DOE AWEF values in a given application, please refer to this product line's corresponding Sales/Marketing Brochure found on our website.**



# AIR-COOLED CONDENSING UNITS

## Next-Gen MiniCon - 1/2-6 HP Condensing Units

### Non-Flooded - Scroll Compressor - Configurable Base Models - 208-230/1/60

Includes Liquid Line Kit with Filter/Drier, Sight Glass with Moisture Indicator and Defrost Provisions

	Cabinet Size	Nom. H.P.	Compressor Model Number	208-230/1/60			EC Motor List Price Adder (\$US)	4 Year Compressor Protection Plan (NET PRICE ADDER \$US)	Approx. Ship Weight (lbs)
				Model Number	Standard Defrost Provision(s)	List Price (\$US)			
MED. TEMP.	FM1	0.5	ZB06KAE	RBO060M4SDB	Air Defrost Timer	10,831	-	312	195
		0.75	ZB07KAE	RBO080M4SDB	Air Defrost Timer	11,469	-	312	195
		1.0	ZB08KAE	RBO100M4SDB	Air Defrost Timer	11,688	-	312	195
EXTENDED MEDIUM TEMPERATURE	FM2	1.0	ZS09KAE	RBO130E4SDB	Air Defrost Timer	12,342	-	312	195
		1.25	ZS11KAE	RBO150E4SDA	Air Defrost Timer	12,438	770	312	205
	FM3	1.5	ZS13KAE	RBO180E4SDA	Air Defrost Timer	13,538	770	312	210
		2.0	ZS15KAE	RBO200E4SDA	Air Defrost Timer	13,780	770	312	215
	FM4	2.5	ZS19KAE	RBO250E4SDA	Air Defrost Timer	14,046	770	312	230
		3.0	ZS21KAE	RBO300E4SDB	Air Defrost Timer	15,195	-	408	305
		3.5	ZS26KAE	RBO350E4SDB	Air Defrost Timer	16,645	-	408	325
		4.0	ZS29KAE	RBO400E4SDB	Air Defrost Timer	16,902	-	427	352
		4.5	ZS33KAE	RBO450E4SDB	Air Defrost Timer	18,324	-	427	375
	LOW TEMPERATURE	FM1	5.0	ZS38K4E	RBO500E4SDB	Air Defrost Timer	19,250	-	438
1.0			ZF03KAE	RBO100L4SDB	ED-5	12,426	-	312	195
1.3			ZF04KAE	RBO130L4SDB	ED-5	13,046	-	312	195
FM2		1.5	ZF05KAE	RBO160L4SDB	ED-5	13,693	-	312	195
		2.3	ZF07K4E	RBO230L4SDA	ED-7	14,603	770	312	230
FM3		2.5	ZF08K4E	RBO250L4SDA	ED-7	15,843	770	312	240
		3.0	ZF09K4E	RBO300L4SDA	ED-7	16,809	770	408	245
		3.5	ZF11K4E	RBO350L4SDA	ED-10	18,156	770	408	255
FM4	4.0	ZF13K4E	RBO400L4SDB	ED-10	20,593	-	427	352	
	5.0	ZF15K4E	RBO500L4SDB	ED-10	21,202	-	438	367	

1. Factory Mounted Options are found on Pages 69 -70 & Shipped-Loose Accessories are found on Pages 70 - 71.
2. An Electric Defrost Kit must be ordered in lieu of the standard Air Defrost Timer when Extended Range Medium Temperature models are used for low temperature applications.

"-" = Not Available

**For specific model DOE AWEF values in a given application, please refer to this product line's corresponding Sales/Marketing Brochure found on our website.**

# AIR-COOLED CONDENSING UNITS



## Next-Gen MiniCon - 1/2-6 HP Condensing Units

### Flooded - Scroll Compressor - 208-230/1/60 No Defrost Provisions Pre-Configured Models

*Includes Flooded Head Pressure Control Valve, Liquid Line Kit with Filter/Drier, Sight Glass with Moisture Indicator and No Defrost Provisions*

	Cabinet Size	Nom. H.P.	Compressor Model Number	208-230/1/60		4 Year Compressor Protection Plan (NET PRICE ADDER \$US)	Approx. Ship Weight (lbs)	
				Model Number	List Price (\$US)			
MED. TEMP.	FM1	0.5	ZB06KAE	RFO060M4SDANT	10,635	312	195	
		0.75	ZB07KAE	RFO080M4SDANT	11,273	312	195	
		1.0	ZB08KAE	RFO100M4SDANT	11,498	312	195	
		1.0	ZS09KAE	RFO130E4SDANT	12,219	312	195	
EXTENDED MEDIUM TEMPERATURE	FM2	1.25	ZS11KAE	RFO150E4SDANT	12,306	312	205	
		1.5	ZS13KAE	RFO180E4SDANT	13,694	312	210	
	FM3	2.0	ZS15KAE	RFO200E4SDANT	13,709	312	215	
		2.5	ZS19KAE	RFO250E4SDANT	13,984	312	230	
	FM4	3.0	ZS21KAE	RFO300E4SDANT	15,020	408	305	
		3.5	ZS26KAE	RFO350E4SDANT	16,573	408	325	
		4.0	ZS29KAE	RFO400E4SDANT	16,811	427	352	
		4.5	ZS33KAE	RFO450E4SDANT	18,201	427	375	
	LOW TEMPERATURE	FM1	5.0	ZS38K4E	RFO500E4SDANT	19,079	438	383
			1.0	ZF03KAE	RFO100L4SDANT	12,218	312	195
1.3			ZF04KAE	RFO130L4SDANT	12,789	312	195	
FM2		1.5	ZF05KAE	RFO160L4SDANT	13,404	312	195	
		2.3	ZF07K4E	RFO230L4SDANT	14,278	312	230	
FM3		2.5	ZF08K4E	RFO250L4SDANT	15,493	312	240	
		3.0	ZF09K4E	RFO300L4SDANT	16,080	408	245	
		3.5	ZF11K4E	RFO350L4SDANT	17,862	408	255	
FM4	4.0	ZF13K4E	RFO400L4SDBNT	20,242	427	352		
	5.0	ZF15K4E	RFO500L4SDBNT	20,948	438	367		

**For specific model DOE AWEF values in a given application, please refer to this product line's corresponding Sales/Marketing Brochure found on our website.**



# AIR-COOLED CONDENSING UNITS

## Next-Gen MiniCon - 1/2-6 HP Condensing Units

### Flooded - Scroll Compressor - 208-230/1/60

### No Defrost Timer with Adjustable Low Pressure Control Pre-Configured Models

*Includes Flooded Head Pressure Control Valve, Liquid Line Kit with Filter/Drier, Sight Glass with Moisture Indicator Adjustable Low Pressure Control and No Defrost Timer*

	Cabinet Size	Nom. H.P.	Compressor Model Number	208-230/1/60		4 Year Compressor Protection Plan (NET PRICE ADDER \$US)	Approx. Ship Weight (lbs)
				Model Number	List Price (\$US)		
MED. TEMP.	FM1	0.5	ZB06KAE	RFO060M4SDAALNT	10,875	312	195
		0.75	ZB07KAE	RFO080M4SDAALNT	11,513	312	195
		1.0	ZB08KAE	RFO100M4SDAALNT	11,738	312	195
		1.0	ZS09KAE	RFO130E4SDAALNT	12,459	312	195
EXTENDED MEDIUM TEMPERATURE	FM2	1.25	ZS11KAE	RFO150E4SDAALNT	12,546	312	205
		1.5	ZS13KAE	RFO180E4SDAALNT	13,934	312	210
	FM3	2.0	ZS15KAE	RFO200E4SDAALNT	13,949	312	215
		2.5	ZS19KAE	RFO250E4SDAALNT	14,224	312	230
	FM4	3.0	ZS21KAE	RFO300E4SDAALNT	15,260	408	305
		3.5	ZS26KAE	RFO350E4SDAALNT	16,813	408	325
		4.0	ZS29KAE	RFO400E4SDAALNT	17,051	427	352
		4.5	ZS33KAE	RFO450E4SDAALNT	18,441	427	375
		5.0	ZS38K4E	RFO500E4SDAALNT	19,319	438	383

For specific model DOE AWEF values in a given application, please refer to this product line's corresponding Sales/Marketing Brochure found on our website.

# AIR-COOLED CONDENSING UNITS



## Next-Gen MiniCon - 1/2-6 HP Condensing Units

### Flooded - Scroll Compressor - Configurable Base Models - 208-230/3/60

Includes Flooded Head Pressure Control Valve, Liquid Line Kit with Filter/Drier, Sight Glass with Moisture Indicator and Defrost Provisions

	Cabinet Size	Nom. H.P.	Compressor Model Number	208-230/3/60			EC Motor List Price Adder (\$US)	4 Year Compressor Protection Plan (NET PRICE ADDER \$US)	Approx. Ship Weight (lbs)
				Model Number	Standard Defrost Provision(s)	List Price (\$US)			
MED. TEMP.	FM1	0.5	ZB06KAE	RFO060M4SEA	Air Defrost Timer	11,534	385	312	195
		0.75	ZB07KAE	RFO080M4SEA	Air Defrost Timer	12,353	385	312	195
		1.0	ZB08KAE	RFO100M4SEA	Air Defrost Timer	12,499	385	312	195
EXTENDED MEDIUM TEMPERATURE:	FM2	1.0	ZS09KAE	RFO130E4SEA	Air Defrost Timer	12,944	385	312	195
		1.25	ZS11KAE	RFO150E4SEA	Air Defrost Timer	13,157	770	312	205
		1.5	ZS13KAE	RFO180E4SEA	Air Defrost Timer	14,218	770	312	210
	FM3	2.0	ZS15KAE	RFO200E4SEA	Air Defrost Timer	14,572	770	312	215
		2.5	ZS19KAE	RFO250E4SEA	Air Defrost Timer	14,938	770	312	230
	FM4	3.0	ZS21KAE	RFO300E4SEA	Air Defrost Timer	16,056	770	408	305
		3.5	ZS26KAE	RFO350E4SEA	Air Defrost Timer	17,609	770	408	325
		4.0	ZS29KAE	RFO400E4SEA	Air Defrost Timer	18,098	770	427	352
		4.5	ZS33KAE	RFO450E4SEA	Air Defrost Timer	18,588	770	427	375
		5.0	ZS38K4E	RFO500E4SEA	Air Defrost Timer	20,061	770	438	383
	LOW TEMPERATURE	FM1	1.0	ZF03KAE	RFO100L4SEA	ED-5	13,313	385	312
1.3			ZF04KAE	RFO130L4SEA	ED-5	13,894	385	312	195
1.5			ZF05KAE	RFO160L4SEA	ED-5	14,517	385	312	195
FM2		2.3	ZF07K4E	RFO230L4SEA	ED-5	15,405	770	312	230
		2.5	ZF08K4E	RFO250L4SEA	ED-6	16,706	770	312	240
FM3		3.0	ZF09K4E	RFO300L4SEA	ED-6	17,316	770	408	245
		3.5	ZF11K4E	RFO350L4SEA	ED-7	18,994	770	408	255
FM4		4.0	ZF13K4E	RFO400L4SEB	ED-7	21,375	-	427	352
		5.0	ZF15K4E	RFO500L4SEB	ED-11	21,986	-	438	367
	6.0	ZF18K4E	RFO600L4SEB	ED-11	23,263	-	438	383	

1. Factory Mounted Options are found on Pages 69 -70 & Shipped-Loose Accessories are found on Page 70 -71.
2. An Electric Defrost Kit must be ordered in lieu of the standard Air Defrost Timer when Extended Range Medium Temperature models are used for low temperature applications.

"-" = Not Available

**For specific model DOE AWEF values in a given application, please refer to this product line's corresponding Sales/Marketing Brochure found on our website.**



# AIR-COOLED CONDENSING UNITS

## Next-Gen MiniCon - 1/2-6 HP Condensing Units

### Non-Flooded - Scroll Compressor - Configurable Base Models - 208-230/3/60

Includes Liquid Line Kit with Filter/Drier, Sight Glass with Moisture Indicator and Defrost Provisions

	Cabinet Size	Nom. H.P.	Compressor Model Number	208-230/3/60			EC Motor List Price Adder (\$US)	4 Year Compressor Protection Plan (NET PRICE ADDER \$US)	Approx. Ship Weight (lbs)
				Model Number	Standard Defrost Provision(s)	List Price (\$US)			
MED. TEMP.	FM1	0.5	ZB06KAE	RBO060M4SEB	Air Defrost Timer	10,960	-	312	195
		0.75	ZB07KAE	RBO080M4SEB	Air Defrost Timer	11,784	-	312	195
		1.0	ZB08KAE	RBO100M4SEB	Air Defrost Timer	11,931	-	312	195
EXTENDED MEDIUM TEMPERATURE:	FM2	1.0	ZS09KAE	RBO130E4SEB	Air Defrost Timer	12,358	-	312	195
		1.25	ZS11KAE	RBO150E4SEA	Air Defrost Timer	12,566	770	312	205
		1.5	ZS13KAE	RBO180E4SEA	Air Defrost Timer	13,494	770	312	210
	FM3	2.0	ZS15KAE	RBO200E4SEA	Air Defrost Timer	13,875	770	312	215
		2.5	ZS19KAE	RBO250E4SEA	Air Defrost Timer	14,254	770	312	230
	FM4	3.0	ZS21KAE	RBO300E4SEB	Air Defrost Timer	15,451	-	408	305
		3.5	ZS26KAE	RBO350E4SEB	Air Defrost Timer	16,923	-	408	325
		4.0	ZS29KAE	RBO400E4SEB	Air Defrost Timer	17,424	-	427	352
		4.5	ZS33KAE	RBO450E4SEB	Air Defrost Timer	17,926	-	427	375
		5.0	ZS38K4E	RBO500E4SEB	Air Defrost Timer	19,475	-	438	383
	LOW TEMPERATURE	FM1	6.0	ZS45K4E	RBO600E4SEB	Air Defrost Timer	21,492	-	438
1.0			ZF03KAE	RBO100L4SEB	ED-5	12,431	-	312	195
1.3			ZF04KAE	RBO130L4SEB	ED-5	13,112	-	312	195
FM2		1.5	ZF05KAE	RBO160L4SEB	ED-5	13,807	-	312	195
		2.3	ZF07K4E	RBO230L4SEA	ED-5	14,803	770	312	230
FM3		2.5	ZF08K4E	RBO250L4SEA	ED-6	16,139	770	312	240
		3.0	ZF09K4E	RBO300L4SEA	ED-6	16,747	770	408	245
		3.5	ZF11K4E	RBO350L4SEA	ED-7	18,425	770	408	255
FM4	4.0	ZF13K4E	RBO400L4SEB	ED-7	20,807	-	427	352	
	5.0	ZF15K4E	RBO500L4SEB	ED-11	21,417	-	438	367	
		6.0	ZF18K4E	RBO600L4SEB	ED-11	22,696	-	438	383

1. Factory Mounted Options are found on Pages 69 - 70 & Shipped-Loose Accessories are found on Pages 70 -71.
2. An Electric Defrost Kit must be ordered in lieu of the standard Air Defrost Timer when Extended Range Medium Temperature models are used for low temperature applications. "—" = Not Available

**For specific model DOE AWEF values in a given application, please refer to this product line's corresponding Sales/Marketing Brochure found on our website.**



# AIR-COOLED CONDENSING UNITS



## Next-Gen MiniCon - 1/2-6 HP Condensing Units

### Flooded - Scroll Compressor - 208-230/3/60 No Defrost Provisions Pre-Configured Models

*Includes Flooded Head Pressure Control Valve, Liquid Line Kit with Filter/Drier, Sight Glass with Moisture Indicator and No Defrost Provisions*

	Cabinet Size	Nom. H.P.	Compressor Model Number	208-230/3/60		4 Year Compressor Protection Plan (NET PRICE ADDER \$US)	Approx. Ship Weight (lbs)
				Model Number	List Price (\$US)		
MED. TEMP.	FM1	0.5	ZB06KAE	RFO060M4SEANT	10,771	312	195
		0.75	ZB07KAE	RFO080M4SEANT	11,590	312	195
		1.0	ZB08KAE	RFO100M4SEANT	11,736	312	195
EXTENDED MEDIUM TEMPERATURE:	FM2	1.0	ZS09KAE	RFO130E4SEANT	12,181	312	195
		1.25	ZS11KAE	RFO150E4SEANT	12,394	312	205
		1.5	ZS13KAE	RFO180E4SEANT	13,455	312	210
	FM3	2.0	ZS15KAE	RFO200E4SEANT	13,809	312	215
		2.5	ZS19KAE	RFO250E4SEANT	14,175	312	230
	FM4	3.0	ZS21KAE	RFO300E4SEANT	15,293	408	305
		3.5	ZS26KAE	RFO350E4SEANT	16,846	408	325
		4.0	ZS29KAE	RFO400E4SEANT	17,335	427	352
		4.5	ZS33KAE	RFO450E4SEANT	17,825	427	375
		5.0	ZS38K4E	RFO500E4SEANT	19,298	438	383
	LOW TEMPERATURE	FM1	6.0	ZS45K4E	RFO600E4SEANT	21,497	438
1.0			ZF03KAE	RFO100L4SEANT	12,393	312	195
1.3			ZF04KAE	RFO130L4SEANT	12,974	312	195
FM2		1.5	ZF05KAE	RFO160L4SEANT	13,597	312	195
		2.3	ZF07K4E	RFO230L4SEANT	14,485	312	230
FM3		2.5	ZF08K4E	RFO250L4SEANT	15,786	312	240
		3.0	ZF09K4E	RFO300L4SEANT	16,396	408	245
		3.5	ZF11K4E	RFO350L4SEANT	18,074	408	255
FM4	4.0	ZF13K4E	RFO400L4SEBNT	20,455	427	352	
	5.0	ZF15K4E	RFO500L4SEBNT	21,066	438	367	
	6.0	ZF18K4E	RFO600L4SEBNT	22,343	438	383	

For specific model DOE AWEF values in a given application, please refer to this product line's corresponding Sales/Marketing Brochure found on our website.



# AIR-COOLED CONDENSING UNITS

## Next-Gen MiniCon - 1/2-6 HP Condensing Units

### Flooded - Scroll Compressor - 208-230/3/60

### No Defrost Timer with Adjustable Low Pressure Control Pre-Configured Models

*Includes Flooded Head Pressure Control Valve, Liquid Line Kit with Filter/Drier, Sight Glass with Moisture Indicator Adjustable Low Pressure Control and No Defrost Timer*

	Cabinet Size	Nom. H.P.	Compressor Model Number	208-230/3/60		4 Year Compressor Protection Plan (NET PRICE ADDER \$US)	Approx. Ship Weight (lbs)
				Model Number	List Price (\$US)		
MED. TEMP.	FM1	0.5	ZB06KAE	RFO060M4SEALNT	11,011	312	195
		0.75	ZB07KAE	RFO080M4SEALNT	11,830	312	195
		1.0	ZB08KAE	RFO100M4SEALNT	11,976	312	195
EXTENDED MEDIUM TEMPERATURE:	FM2	1.0	ZS09KAE	RFO130E4SEALNT	12,421	312	195
		1.25	ZS11KAE	RFO150E4SEALNT	12,634	312	205
	FM3	1.5	ZS13KAE	RFO180E4SEALNT	13,695	312	210
		2.0	ZS15KAE	RFO200E4SEALNT	14,049	312	215
	FM4	2.5	ZS19KAE	RFO250E4SEALNT	14,415	312	230
		3.0	ZS21KAE	RFO300E4SEALNT	15,533	408	305
		3.5	ZS26KAE	RFO350E4SEALNT	17,086	408	325
		4.0	ZS29KAE	RFO400E4SEALNT	17,575	427	352
		4.5	ZS33KAE	RFO450E4SEALNT	18,065	427	375
		5.0	ZS38K4E	RFO500E4SEALNT	19,538	438	383
	6.0	ZS45K4E	RFO600E4SEALNT	21,737	438	405	

**For specific model DOE AWEF values in a given application, please refer to this product line's corresponding Sales/Marketing Brochure found on our website.**

# AIR-COOLED CONDENSING UNITS



## Next-Gen MiniCon - 1/2-6 HP Condensing Units

### Flooded - Scroll Compressor - Configurable Base Models - 460/3/60

Includes Flooded Head Pressure Control Valve, Liquid Line Kit with Filter/Drier, Sight Glass with Moisture Indicator and Defrost Provisions

	Cabinet Size	Nom. H.P.	Compressor Model Number	460/3/60			EC Motor List Price Adder (\$US)	4 Year Compressor Protection Plan (NET PRICE ADDER \$US)	Approx. Ship Weight (lbs)
				Model Number	Standard Defrost Provision(s)	List Price (\$US)			
EXTENDED MEDIUM TEMPERATURE.	FM2	1.25	ZS11KAE	RFO150E4SGA	Air Defrost Timer	14,594	770	312	205
		1.5	ZS13KAE	RFO180E4SGA	Air Defrost Timer	15,295	770	312	210
	FM3	2.0	ZS15KAE	RFO200E4SGA	Air Defrost Timer	15,468	-	312	215
		2.5	ZS19KAE	RFO250E4SGA	Air Defrost Timer	15,686	-	312	230
	FM4	3.0	ZS21KAE	RFO300E4SGA	Air Defrost Timer	16,729	770	408	305
		3.5	ZS26KAE	RFO350E4SGA	Air Defrost Timer	18,234	770	408	325
		4.0	ZS29KAE	RFO400E4SGA	Air Defrost Timer	18,951	770	427	352
		4.5	ZS33KAE	RFO450E4SGA	Air Defrost Timer	20,459	770	427	375
		5.0	ZS38K4E	RFO500E4SGA	Air Defrost Timer	20,683	770	438	383
		6.0	ZS45K4E	RFO600E4SGA	Air Defrost Timer	22,888	770	438	405
LOW TEMPERATURE	FM2	2.3	ZF07K4E	RFO230L4SGA	ED-17	16,710	770	312	230
	FM3	2.5	ZF08K4E	RFO250L4SGA	ED-17	18,013	-	312	240
		3.0	ZF09K4E	RFO300L4SGA	ED-17	18,320	-	408	245
		3.5	ZF11K4E	RFO350L4SGA	ED-17	19,618	-	408	255
	FM4	4.0	ZF13K4E	RFO400L4SGB	ED-17	21,676	-	427	352
		5.0	ZF15K4E	RFO500L4SGB	ED-17	22,349	-	438	367
		6.0	ZF18K4E	RFO600L4SGB	ED-17	23,637	-	438	383

1. Factory Mounted Options are found on Pages 69 - 70 & Shipped-Loose Accessories are found on Pages 70 - 71.
2. An Electric Defrost Kit must be ordered in lieu of the standard Air Defrost Timer when Extended Range Medium Temperature models are used for low temperature applications. "—" = Not Available

For specific model DOE AWEF values in a given application, please refer to this product line's corresponding Sales/Marketing Brochure found on our website.



# AIR-COOLED CONDENSING UNITS

## Next-Gen MiniCon - 1/2-6 HP Condensing Units

### Non-Flooded - Scroll Compressor - Configurable Base Models - 460/3/60

*Includes Liquid Line Kit with Filter/Drier, Sight Glass with Moisture Indicator and Defrost Provisions*

	Cabinet Size	Nom. H.P.	Compressor Model Number	460/3/60			EC Motor List Price Adder (\$US)	4 Year Compressor Protection Plan (NET PRICE ADDER \$US)	Approx. Ship Weight (lbs)
				Model Number	Standard Defrost Provision(s)	List Price (\$US)			
EXTENDED MEDIUM TEMPERATURE	FM2	1.25	ZS11KAE	RBO150E4SGA	Air Defrost Timer	14,002	770	286	205
		1.5	ZS13KAE	RBO180E4SGA	Air Defrost Timer	14,640	770	286	210
	FM3	2.0	ZS15KAE	RBO200E4SGA	Air Defrost Timer	14,812	-	286	215
		2.5	ZS19KAE	RBO250E4SGA	Air Defrost Timer	15,031	-	286	230
	FM4	3.0	ZS21KAE	RBO300E4SGB	Air Defrost Timer	16,160	-	374	305
		3.5	ZS26KAE	RBO350E4SGB	Air Defrost Timer	17,572	-	374	325
		4.0	ZS29KAE	RBO400E4SGB	Air Defrost Timer	18,340	-	392	352
		4.5	ZS33KAE	RBO450E4SGB	Air Defrost Timer	19,652	-	392	375
		5.0	ZS38K4E	RBO500E4SGB	Air Defrost Timer	20,054	-	402	383
		6.0	ZS45K4E	RBO600E4SGB	Air Defrost Timer	22,225	-	402	405
LOW TEMPERATURE	FM2	2.3	ZF07K4E	RBO230L4SGA	ED-17	15,776	770	286	230
	FM3	2.5	ZF08K4E	RBO250L4SGA	ED-17	17,113	-	286	240
		3.0	ZF09K4E	RBO300L4SGA	ED-17	17,672	-	374	245
		3.5	ZF11K4E	RBO350L4SGA	ED-17	19,050	-	374	255
	FM4	4.0	ZF13K4E	RBO400L4SGB	ED-17	21,109	-	392	352
		5.0	ZF15K4E	RBO500L4SGB	ED-17	21,780	-	402	367
		6.0	ZF18K4E	RBO600L4SGB	ED-17	23,069	-	402	383

1. Factory Mounted Options are found on Pages 69 - 70 & Shipped-Loose Accessories are found on Pages 70 - 71.
2. An Electric Defrost Kit must be ordered in lieu of the standard Air Defrost Timer when Extended Range Medium Temperature models are used for low temperature applications.

"-" = Not Available

**For specific model DOE AWEF values in a given application, please refer to this product line's corresponding Sales/Marketing Brochure found on our website.**

# AIR-COOLED CONDENSING UNITS



## Next-Gen MiniCon - 1/2-6 HP Condensing Units

### Factory Installed Options - General

Option Description	Cabinet Size	List Price Adder (\$US)	
		Medium Temperature	Low Temperature
CRANKCASE HEATER	ALL	STANDARD	
FIXED HIGH/FIXED LOW PRESSURE CONTROL	ALL	STANDARD	-
FIXED HIGH/ADJUSTABLE LOW PRESSURE CONTROL	ALL	240	STANDARD
ADJUSTABLE HIGH/ADJUSTABLE LOW PRESSURE CONTROL	ALL	536	
LIQUID LINE WITH COMPONENTS: SEALED FILTER & SIGHT GLASS	ALL	STANDARD	
LIQUID LINE WITHOUT COMPONENTS: PIPE ONLY	FM1	(443)	
	FM2 - FM4	(525)	
LIQUID LINE WITH PREMIUM COMPONENTS: REPLACEABLE CORE FILTER/DRIER & SIGHT GLASS <sup>1</sup>	FM4	789	
SUCTION LINE COMPONENTS: SEALED FILTER	FM1	513	
	FM2 - FM4	611	
SUCTION LINE COMPONENTS: REPLACEABLE CORE FILTER <sup>1</sup>	FM4	1,797	
SUCTION LINE ACCUMULATOR (CANNOT BE ORDERED WITHOUT SUCTION LINE COMPONENTS)	FM1	790	
	FM2 - FM4	1,220	
OIL SEPERATOR	FM4	1,941	
OVER-SIZED RECEIVER	FM1	655	
	FM2	782	
	FM3	1,867	
	FM4	1,916	
PUMPDOWN TOGGLE SWITCH	ALL	505	
HEATED AND INSULATED RECEIVER	ALL	1,070	
PHASE LOSS MONITOR <sup>^</sup>	ALL	1,755	
COPPER FINS OR ELECTRO FIN COATED COIL	ALL	CONTACT FACTORY	
THRU THE DOOR - NON - FUSED - DISCONNECT SWITCH	FM1 - FM2	752	
	FM3 - FM4	1,000	
EXTERNAL FUSED DISCONNECT (Mounted)	FM1 - FM2	846	
	FM3 - FM4	1,559	
VARIABLE SPEED EC MOTORS & CONTROLLER	FM1	1,527	
	FM2	2,078	
	FM3	2,318	
	FM4	1,686	

Negative numbers represent the price to be deducted from base price if a standard feature is removed.



# AIR-COOLED CONDENSING UNITS

## Next-Gen MiniCon - 1/2-6 HP Condensing Units

### Factory Installed Options - Common Defrost Components

Option Description	Cabinet Size	List Price Adder (\$US)	
		Medium Temperature	Low Temperature
STANDARD (ELECTRONIC) AIR DEFROST TIMER*	ALL	STANDARD	-
REMOVE STANDARD AIR DEFROST TIMER	ALL	(763)	-
STANDARD DEFROST KIT (ED5 - ED11)	ALL	-	STANDARD
SUBSTITUTE STANDARD AIR DEFROST TIMER FOR STANDARD DEFROST KIT (ED5-ED11)	ALL	157	-
REMOVE STANDARD DEFROST KIT	ALL	-	(920)

**Negative numbers represent the price to be deducted from base price if a standard feature is removed.**

1. If ordering a Replaceable Core Suction Filter, a Replaceable Core Liquid Line Filter must also be ordered. If ordering a Replaceable Core Liquid Line Filter, a Replaceable Core Suction Filter must also be ordered.

^ Only available on units that are 3 Phase.

\* Standard Electronic Air Defrost Timer can be substituted with Mechanical Air Defrost Timer at no charge.

Defrost Kit Descriptions & Additional Defrost Kit Options Available on Pages 70 & 71.

### Shipped-Loose Accessories

Option Description	Cabinet Size	List Price (\$US)
CRANKCASE PRESSURE REGULATING VALVE	ALL	CONTACT FACTORY
EXTERNAL FUSED DISCONNECT	FM4	1,429
TWO TIERED STACKING RACK	ALL	CONTACT FACTORY
SNOW / HAIL GUARDS	FM1	585
	FM2	646
	FM3	700
	FM4	857

### Electric Defrost Kits - Defrost Kit Nomenclature

ED	1	2
Kit Designator	Unit Coolers per System	Defrost Kit Identifier
	1, 2 or 3	

A	2
Defrost Heater Phase	Defrost Heater Voltage
A - 1 Phase Fan Motor(s), 1 Phase Heater(s)	2 - 208-230
B - 1 Phase Fan Motor(s), 3 Phase Heaters(s)	4 - 460
C - 3 Phase Fan Motor(s), 3 Phase Heater(s)	

### Electric Defrost Kits - Descriptions

The MiniCon Electric Defrost System provides unique features that other defrost systems lack. These energy saving features are as follows:

- The auxiliary switch on 3 phase systems and block-out relays on 1 phase systems prevents the defrost heaters from energizing when the compressor is in operation. This feature holds the maximum amp draw to the largest single load that the system will draw, and therefore reduces the electrical service requirement to the condensing unit.
- On multiple evaporator systems, individual defrost contactors are used in conjunction with sequencing relays\* to allow each evaporator to terminate defrost independently. This efficient method of defrost saves electricity, and reduces the potential of overheating and steaming the evaporators. In addition, the amount of heat added to the room is kept to a minimum, reducing the run time of the condensing unit.

### Electric Defrost Kits - Definitions

- Timer** - Initiates the defrost cycle. Also used as override protection for defrost termination.
- Auxiliary Switch** - Mounted on the compressor contactor, it prevents the defrost contactor from operating whenever the compressor is energized.
- Block-out Relay** - Serves the same function as auxiliary switch, except used when defrost contactor is not required (single phase only).
- Fan Contactor** - Used with 460V motors or when 230V motors are wired for 3 phase power.
- Defrost Contactor** - Carries amperage load for heaters. Contactor selection is based on the maximum resistive load rating of the contactor.
- Relays** - Provides interconnection of multiple unit coolers on a single system so that each unit cooler is allowed to individually terminate defrost on temperature.

# AIR-COOLED CONDENSING UNITS



## Next-Gen MiniCon - 1/2-6 HP Condensing Units

### Electric Defrost Kits - Kit Numbers

Kit Number	Timer	Auxiliary Relays	Block-out Relays	† Defrost Heater Contactor (1)	‡ Fan Contactor	Sequencing Relay
ED-5	1	–	1-15A	–	–	–
ED-6	1	–	1-20A	–	–	–
ED-7	1	–	1-25A	–	–	–
ED-10	1	–	1-30A	–	–	–
ED-20	1	–	1-30A	–	–	2
ED-210	1	–	1-30A	–	–	–
ED-17	1	1	–	1-15A	1-25A	–
ED-11	1	1	–	1-30A	–	–
ED-12	1	1	–	1-30A	1-25A	–
ED-14	1	1	–	1-50A	1-25A	–
ED-211	1	1	–	1-30A	–	–
ED-213	1	1	–	1-50A	–	–
ED-21	1	1	–	2-15A	–	2
ED-22	1	1	–	2-15A	1-25A	2
ED-23	1	1	–	2-25A	–	2
ED-24	1	1	–	2-25A	1-25A	2

\* Except for ED-210, ED-211, ED-213

† Heater contactor amperage is based on its resistive rating. ‡ Fan motor contactor amperage is based on its inductive rating.

### Electric Defrost Kits - Pricing

Quantity of Unit Coolers	Description	Defrost Kit Number				List Price Adder (Only Available Mounted)
		1 PH. FANS 1 PH. HTRS	1 PH. FANS 3 PH. HTRS	230V	460V	
				3 PH. FANS 3 PH. HTRS	3 PH. FANS 3 PH. HTRS	
<b>DEFROST KITS WHEN THE EVAPORATOR FAN MOTORS ARE WIRED FOR 230/1</b>						
ONE UNIT COOLER PER SYSTEM	Up to 15 Amps Heater (w/ relay)	ED5-A2	–	–	–	920
	20 Amps Heater (w/ relay)	ED6-A2	–	–	–	920
	25 Amps Heater (w/ relay)	ED7-A2	–	–	–	920
	Up to 30 Amps Heater (w/ relay)	ED10-A2	–	–	–	920
	30 Amps - Heater (w/ contactors)	–	ED11-B2	–	–	920
TWO UNIT COOLERS PER SYSTEM	Up to 30 Amps Heater (w/ relay)	ED210-A2	–	–	–	1,003
	30 Amps Heater	ED211-A2	ED211-B2	–	–	1,003
	50 Amps Heater	ED213-A2	ED213-B2	–	–	2,013
	Up to 15 Amps Heaters each (w/ relays)	ED20-A2	–	–	–	2,873
	15 Amps Heaters each	ED21-A2	ED21-B2	–	–	2,873
	25 Amps Heaters each (w/ relays)	ED23-A2	–	–	–	2,952
	25 Amps Heaters each (w/ contactors)	–	ED23-B2	–	–	2,952
<b>DEFROST KITS WHEN THE EVAPORATOR FAN MOTORS ARE WIRED FOR 230/3, 460/3, OR 460/1.</b>						
ONE UNIT COOLER PER SYSTEM	Up to 25 Amps Heater	ED17-A4	–	–	–	920
	30 Amps Heater	ED12-A4	ED12-BX	ED12-C2	ED12-C4	2,097
	50 Amps Heater	–	ED14-BX	ED14-C2	ED14-C4	2,454
TWO UNIT COOLERS PER SYSTEM	Up to 15 Amps Heaters per Unit Cooler	–	ED22-BX	ED22-C2	ED22-C4	3,528
	25 Amps Heaters per Unit Cooler	–	ED24-BX	ED24-C2	ED24-C4	3,528

NOTE: Defrost Kits are only available Factory Mounted and cannot be Shipped Loose.



# AIR-COOLED CONDENSING UNITS

## Next-Gen II - 3-22 HP Condensing Units

Next-Gen II units feature a robust design that improves serviceability, increases unit efficiency, and are designed for use with low GWP refrigerants. Units are offered with Copeland Discus™, Copeland Scroll™ and Bitzer semi-hermetic compressors with a host of standard features and available options to meet a wide variety of refrigeration needs. Next-Gen II condensing units are built for durability and flexibility.



Model shown features configured options



### STANDARD FEATURES

- Copeland Discus™, Copeland Scroll™ or Bitzer Semi-Hermetic Compressor
- All weather G90 galvanized steel painted enclosure
- Removable side panels for ease of service
- Generously sized high efficiency condenser, with enhanced copper tubes/and aluminum fins
- Liquid line kit with sealed filter/drier and sight glass with moisture indicator
- Easy access base mounted service valves placed external to cabinet
- Dual pressure (auto reset) controls with flexible Reflex® hoses
- Vertical receiver with isolation valves
- Refrigerant pressure relief valve on FD2 and FD3 Cabinets.
- Integral liquid subcooling circuit
- Suction line piping (filter optional)
- Heavy duty three phase condenser fan motor(s)
- Crankcase heater
- Control circuit fuses
- Pump down toggle switch
- Large electrical panel with hinged door
- 208-230V control voltage
- Color coded point-to-point wiring
- Liquid injection for low temp. Scroll compressors
- **Flooded models include flooded head pressure control (70°F)**
- **Non-flooded models include fan cycle control**

### Next-Gen II Nomenclature:

CONFIGURABLE BASE MODEL								
R	F	D	S	04	M	4S	E	A
Brand	Style	Compressor Style	Compressor Configuration	Horsepower	Temperature Range	Refrigerant Type	Voltage Code	Vintage <sup>2</sup>
R - Russell	F - Flooded B - Non-Flooded	D - Discus O - Scroll B - Bitzer	S - Single		E - Extended Medium L - Low M - Medium	4S - Multiple Refrigerants	E - 208-230/3/60 G - 460/3/60 N - 200-220/3/50 <sup>1</sup> Q - 380/3/50 <sup>1</sup>	A or B

Note(s):

1. 50 Hz available. Contact Factory for additional information.
2. **A** Vintage has standard PSC motor(s). **B** Vintage has standard High Efficiency motors For specific model number vintages, please refer to following price tables or contact factory.

**For specific model DOE AWEF values in a given application, please refer to this product line's corresponding Sales/Marketing Brochure found on our website.**



# AIR-COOLED CONDENSING UNITS



## Next-Gen II - 3-22 HP Condensing Units

### Flooded - Discus Compressor - Medium Temperature - Configurable Base Models

	Compressor Model Number	Nominal H.P.	Voltage	Model Number	List Price (\$US)	4 Year Compressor Protection Plan (NET PRICE ADDER \$US)	Approx. Ship Weight (lbs)
Medium Temperature	2DC3R53K	04	208/230/3/60	RFDS04M4SEA	34,812	734	825
			460/3/60	RFDS04M4SGA	36,979		
	2DD3R63K	05	208/230/3/60	RFDS05M4SEA	35,441	734	850
			460/3/60	RFDS05M4SGA	37,519		
	2DL3R78K	06	208/230/3/60	RFDS06M4SEA	44,017	887	1,075
			460/3/60	RFDS06M4SGA	47,079		
	2DA3R89K	07	208/230/3/60	RFDS07M4SEA	44,952	887	1,100
			460/3/60	RFDS07M4SGA	47,699		
	3DA3R10M	08	208/230/3/60	RFDS08M4SEA	50,410	887	1,130
			460/3/60	RFDS08M4SGA	53,432		
	3DB3R12M	10	208/230/3/60	RFDS10M4SEA	54,059	1,323	1,330
			460/3/60	RFDS10M4SGA	56,854		
	3DF3R15M	12	208/230/3/60	RFDS12M4SEA	58,558	1,395	1,330
			460/3/60	RFDS12M4SGA	60,851		
	3DS3R17M	15	208/230/3/60	RFDS15M4SEA	59,854	1,802	1,350
			460/3/60	RFDS15M4SGA	61,876		

Factory Mounted Options & Shipped-Loose Accessories are found on Pages 84 - 85.

"-" = Not Available

**For specific model DOE AWEF values in a given application, please refer to this product line's corresponding Sales/Marketing Brochure found on our website.**



# AIR-COOLED CONDENSING UNITS

## Next-Gen II - 3-22 HP Condensing Units

### Non-Flooded - Discus Compressor - Medium Temperature - Configurable Base Models

	Compressor Model Number	Nominal H.P.	Voltage	Model Number	List Price (\$US)	4 Year Compressor Protection Plan (NET PRICE ADDER \$US)	Approx. Ship Weight (lbs)
Medium Temperature	2DC3R53K	04	208/230/3/60	RBDS04M4SEB	32,571	734	825
			460/3/60	RBDS04M4SGB	34,696		
	2DD3R63K	05	208/230/3/60	RBDS05M4SEB	33,184	734	850
			460/3/60	RBDS05M4SGB	35,227		
	2DL3R78K	06	208/230/3/60	RBDS06M4SEA	41,600	887	1,075
			460/3/60	RBDS06M4SGA	44,605		
	2DA3R89K	07	208/230/3/60	RBDS07M4SEA	42,515	887	1,100
			460/3/60	RBDS07M4SGA	45,214		
	3DA3R10M	08	208/230/3/60	RBDS08M4SEA	47,875	887	1,130
			460/3/60	RBDS08M4SGA	50,835		
	3DB3R12M	10	208/230/3/60	RBDS10M4SEA	51,451	1,323	1,330
			460/3/60	RBDS10M4SGA	54,195		
	3DF3R15M	12	208/230/3/60	RBDS12M4SEA	55,865	1,395	1,330
			460/3/60	RBDS12M4SGA	58,116		
	3DS3R17M	15	208/230/3/60	RBDS15M4SEA	58,272	1,802	1,350
			460/3/60	RBDS15M4SGA	60,292		

Factory Mounted Options & Shipped-Loose Accessories are found on Pages 84 - 85.

"-" = Not Available

**For specific model DOE AWEF values in a given application, please refer to this product line's corresponding Sales/Marketing Brochure found on our website.**

# AIR-COOLED CONDENSING UNITS



## Next-Gen II - 3-22 HP Condensing Units

### Flooded - Discus Compressor - Low Temperature - Configurable Base Models

	Compressor Model Number	Nominal H.P.	Voltage	Model Number	List Price (\$US)	4 Year Compressor Protection Plan (NET PRICE ADDER \$US)	Approx. Ship Weight (lbs)
Low Temperature	2DF3F16K	03	208/230/3/60	RFDS03L4SEA	33,891	734	710
			460/3/60	RFDS03L4SGA	36,239		
	2DL3F20K	04	208/230/3/60	RFDS04L4SEA	37,156	734	760
			460/3/60	RFDS04L4SGA	39,538		
	2DA3F23K	05	208/230/3/60	RFDS05L4SEA	38,053	734	805
			460/3/60	RFDS05L4SGA	40,758		
	3DA3F28K	06	208/230/3/60	RFDS06L4SEA	41,492	887	870
			460/3/60	RFDS06L4SGA	44,218		
	3DB3F33K	08	208/230/3/60	RFDS08L4SEA	46,453	887	1,130
			460/3/60	RFDS08L4SGA	48,649		
	3DF3F40K	09	208/230/3/60	RFDS09L4SEA	51,980	1,323	1,275
			460/3/60	RFDS09L4SGA	55,054		
	3DS3F46K	10	208/230/3/60	RFDS10L4SEA	56,429	1,323	1,275
			460/3/60	RFDS10L4SGA	57,404		
	4DBNF54K	12	208/230/3/60	RFDS12L4SEA	57,549	1,395	1,290
			460/3/60	RFDS12L4SGA	58,863		
	4DHNF63K	15	208/230/3/60	RFDS15L4SEA	60,484	1,802	1,310
			460/3/60	RFDS15L4SGA	61,448		
4DJNF76K	22	208/230/3/60	RFDS22L4SEA	68,550	2,226	1,420	
		460/3/60	RFDS22L4SGA	69,699			

Factory Mounted Options & Shipped-Loose Accessories are found on Pages 84 - 85.  
Demand Cooling™ is optional for Low Temp. Discus compressors. It's required for non-R404A refrigerants.

"-" = Not Available

**For specific model DOE AWEF values in a given application, please refer to this product line's corresponding Sales/Marketing Brochure found on our website.**



# AIR-COOLED CONDENSING UNITS

## Next-Gen II - 3-22 HP Condensing Units

### Non-Flooded - Discus Compressor - Low Temperature - Configurable Base Models

	Compressor Model Number	Nominal H.P.	Voltage	Model Number	List Price (\$US)	4 Year Compressor Protection Plan (NET PRICE ADDER \$US)	Approx. Ship Weight (lbs)
Low Temperature	2DF3F16K	03	208/230/3/60	RBDS03L4SEB	32,307	734	710
			460/3/60	RBDS03L4SGB	34,657		
	2DL3F20K	04	208/230/3/60	RBDS04L4SEB	35,572	734	760
			460/3/60	RBDS04L4SGB	37,955		
	2DA3F23K	05	208/230/3/60	RBDS05L4SEB	36,470	734	805
			460/3/60	RBDS05L4SGB	39,175		
	3DA3F28K	06	208/230/3/60	RBDS06L4SEA	39,913	887	870
			460/3/60	RBDS06L4SGA	42,639		
	3DB3F33K	08	208/230/3/60	RBDS08L4SEA	44,868	887	1,130
			460/3/60	RBDS08L4SGA	47,069		
	3DF3F40K	09	208/230/3/60	RBDS09L4SEA	50,399	1,323	1,275
			460/3/60	RBDS09L4SGA	53,470		
	3DS3F46K	10	208/230/3/60	RBDS10L4SEA	54,848	1,323	1,275
			460/3/60	RBDS10L4SGA	55,822		
	4DBNF54K	12	208/230/3/60	RBDS12L4SEA	55,968	1,395	1,290
			460/3/60	RBDS12L4SGA	57,281		
	4DHNF63K	15	208/230/3/60	RBDS15L4SEA	58,907	1,802	1,310
			460/3/60	RBDS15L4SGA	59,866		
4DJNF76K	22	208/230/3/60	RBDS22L4SEA	66,969	2,226	1,420	
		460/3/60	RBDS22L4SGA	68,115			

Factory Mounted Options & Shipped-Loose Accessories are found on Pages 84 - 85.  
Demand Cooling™ is optional for Low Temp. Discus compressors. It's required for non-R404A refrigerants.

"-" = Not Available

**For specific model DOE AWEF values in a given application, please refer to this product line's corresponding Sales/Marketing Brochure found on our website.**

# AIR-COOLED CONDENSING UNITS



## Next-Gen II - 3-22 HP Condensing Units

### Flooded - Scroll Compressor - Medium Temperature - Configurable Base Models

	Compressor Model Number	Nominal H.P.	Voltage	Model Number	List Price (\$US)	4 Year Compressor Protection Plan (NET PRICE ADDER \$US)	Approx. Ship Weight (lbs)
Medium Temperature	ZS29KAE	04	208/230/3/60	RFOS04E4SEA	31,390	427	700
			460/3/60	RFOS04E4SGA	33,870		
	ZS33KAE	05	208/230/3/60	RFOS05E4SEA	31,949	427	710
			460/3/60	RFOS05E4SGA	34,382		
	ZS38K4E	06	208/230/3/60	RFOS06E4SEA	36,405	438	710
			460/3/60	RFOS06E4SGA	39,325		
	ZS45K4E	07	208/230/3/60	RFOS07E4SEA	37,113	772	870
			460/3/60	RFOS07E4SGA	39,880		
	ZB58K5E	08	208/230/3/60	RFOS08E4SEA	38,581	772	915
			460/3/60	RFOS08E4SGA	41,429		
	ZB66K5E	09	208/230/3/60	RFOS09E4SEA	40,716	783	980
			460/3/60	RFOS09E4SGA	43,266		
	ZB76K5E	10	208/230/3/60	RFOS10E4SEA	47,602	783	1,085
			460/3/60	RFOS10E4SGA	49,412		
	ZB95K5E	13	208/230/3/60	RFOS13E4SEA	52,719	901	1,105
			460/3/60	RFOS13E4SGA	52,841		
	ZB114K5E	15	208/230/3/60	RFOS15E4SEA	58,864	922	1,200
			460/3/60	RFOS15E4SGA	61,552		

Factory Mounted Options & Shipped-Loose Accessories are found on Pages 84 - 85.

"-" = Not Available

**For specific model DOE AWEF values in a given application, please refer to this product line's corresponding Sales/Marketing Brochure found on our website.**



# AIR-COOLED CONDENSING UNITS

## Next-Gen II - 3-22 HP Condensing Units

Non-Flooded - Scroll Compressor - Medium Temperature - Configurable Base Models

	Compressor Model Number	Nominal H.P.	Voltage	Model Number	List Price (\$US)	4 Year Compressor Protection Plan (NET PRICE ADDER \$US)	Approx. Ship Weight (lbs)
Medium Temperature	ZS29KAE	04	208/230/3/60	RBOS04E4SEB	29,807	427	700
			460/3/60	RBOS04E4SGB	32,286		
	ZS33KAE	05	208/230/3/60	RBOS05E4SEB	30,365	438	710
			460/3/60	RBOS05E4SGB	32,800		
	ZS38K4E	06	208/230/3/60	RBOS06E4SEB	34,821	438	710
			460/3/60	RBOS06E4SGB	37,741		
	ZS45K4E	07	208/230/3/60	RBOS07E4SEA	35,531	722	870
			460/3/60	RBOS07E4SGA	38,297		
	ZB58K5E	08	208/230/3/60	RBOS08E4SEA	36,268	722	915
			460/3/60	RBOS08E4SGA	39,062		
	ZB66K5E	09	208/230/3/60	RBOS09E4SEA	38,365	783	980
			460/3/60	RBOS09E4SGA	40,863		
	ZB76K5E	10	208/230/3/60	RBOS10E4SEA	45,117	783	1,085
			460/3/60	RBOS10E4SGA	46,892		
	ZB95K5E	13	208/230/3/60	RBOS13E4SEA	50,138	901	1,105
			460/3/60	RBOS13E4SGA	50,257		
	ZB114K5E	15	208/230/3/60	RBOS15E4SEA	56,166	922	1,200
			460/3/60	RBOS15E4SGA	58,802		

Factory Mounted Options & Shipped-Loose Accessories are found on Pages 84 - 85.

"-" = Not Available

**For specific model DOE AWEF values in a given application, please refer to this product line's corresponding Sales/Marketing Brochure found on our website.**

# AIR-COOLED CONDENSING UNITS



## Next-Gen II - 3-22 HP Condensing Units

### Flooded - Scroll Compressor - Low Temperature - Configurable Base Models

	Compressor Model Number	Nominal H.P.	Voltage	Model Number	List Price (\$US)	4 Year Compressor Protection Plan (NET PRICE ADDER \$US)	Approx. Ship Weight (lbs)
Low Temperature	ZF25K4E	08	208/230/3/60	RFOS08L4SEA	35,767	722	850
			460/3/60	RFOS08L4SGA	37,882		
	ZF34K5E	10	208/230/3/60	RFOS10L4SEA	44,396	783	1,025
			460/3/60	RFOS10L4SGA	47,005		
	ZF41K5E	13	208/230/3/60	RFOS13L4SEA	50,177	901	1,050
			460/3/60	RFOS13L4SGA	51,036		
	ZF49K5E	15	208/230/3/60	RFOS15L4SEA	51,846	922	1,105
			460/3/60	RFOS15L4SGA	53,014		

Factory Mounted Options & Shipped-Loose Accessories are found on Pages 84 - 85.  
Liquid Injection is standard on Low Temp. Scroll compressors.

"-" = Not Available

### Non-Flooded - Scroll Compressor - Low Temperature - Configurable Base Models

	Compressor Model Number	Nominal H.P.	Voltage	Model Number	List Price (\$US)	4 Year Compressor Protection Plan (NET PRICE ADDER \$US)	Approx. Ship Weight (lbs)
Low Temperature	ZF25K4E	08	208/230/3/60	RBOS08L4SEB	34,183	722	850
			460/3/60	RBOS08L4SGB	36,298		
	ZF34K5E	10	208/230/3/60	RBOS10L4SEA	42,811	783	1,025
			460/3/60	RBOS10L4SGA	45,424		
	ZF41K5E	13	208/230/3/60	RBOS13L4SEA	48,594	901	1,050
			460/3/60	RBOS13L4SGA	49,454		
	ZF49K5E	15	208/230/3/60	RBOS15L4SEA	50,262	922	1,105
			460/3/60	RBOS15L4SGA	51,433		

Factory Mounted Options & Shipped-Loose Accessories are found on Pages 84 - 85.  
Liquid Injection is standard on Low Temp. Scroll compressors.

"-" = Not Available

**For specific model DOE AWEF values in a given application, please refer to this product line's corresponding Sales/Marketing Brochure found on our website.**



# AIR-COOLED CONDENSING UNITS

## Next-Gen II - 3-22 HP Condensing Units

Flooded - Bitzer Compressor - Medium Temperature - Configurable Base Models

	Compressor Model Number	Nominal H.P.	Voltage	Model Number	List Price (\$US)	4 Year Compressor Protection Plan (NET PRICE ADDER \$US)	Approx. Ship Weight (lbs)
Medium Temperature	2DES-3	03	208/230/3/60	RFBS03E4SEA	37,476	734	800
			460/3/60	RFBS03E4SGA	39,935		
	2CES-4	04	208/230/3/60	RFBS04E4SEA	38,069	734	825
			460/3/60	RFBS04E4SGA	40,436		
	4FES-5	05	208/230/3/60	RFBS05E4SEA	38,682	734	850
			460/3/60	RFBS05E4SGA	40,964		
	4EES-6	06	208/230/3/60	RFBS06E4SEA	42,399	887	1,075
			460/3/60	RFBS06E4SGA	44,000		
	4DES-7	07	208/230/3/60	RFBS07E4SEA	46,063	887	1,100
			460/3/60	RFBS07E4SGA	46,983		
	4CES-9	08	208/230/3/60	RFBS08E4SEA	52,915	887	1,130
			460/3/60	RFBS08E4SGA	55,561		
	4TES-12	10	208/230/3/60	RFBS10E4SEA	53,554	1,323	1,330
			460/3/60	RFBS10E4SGA	56,718		
	4PES-15	12	208/230/3/60	RFBS12E4SEA	55,829	1,395	1,330
			460/3/60	RFBS12E4SGA	58,741		
	4NES-20	15	208/230/3/60	RFBS15E4SEA	57,101	1,802	1,350
			460/3/60	RFBS15E4SGA	59,894		

Factory Mounted Options & Shipped-Loose Accessories are found on Pages 84 - 85.

"-" = Not Available

**For specific model DOE AWEF values in a given application, please refer to this product line's corresponding Sales/Marketing Brochure found on our website.**



# AIR-COOLED CONDENSING UNITS



## Next-Gen II - 3-22 HP Condensing Units

### Non-Flooded - Bitzer Compressor - Medium Temperature - Configurable Base Models

	Compressor Model Number	Nominal H.P.	Voltage	Model Number	List Price (\$US)	4 Year Compressor Protection Plan (NET PRICE ADDER \$US)	Approx. Ship Weight (lbs)
Medium Temperature	2DES-3	03	208/230/3/60	RBBS03E4SEB	35,895	734	800
			460/3/60	RBBS03E4SGB	38,352		
	2CES-4	04	208/230/3/60	RBBS04E4SEB	36,484	734	825
			460/3/60	RBBS04E4SGB	38,853		
	4FES-5	05	208/230/3/60	RBBS05E4SEB	37,103	734	850
			460/3/60	RBBS05E4SGB	39,383		
	4EES-6	06	208/230/3/60	RBBS06E4SEA	40,817	887	1,075
			460/3/60	RBBS06E4SGA	42,417		
	4DES-7	07	208/230/3/60	RBBS07E4SEA	44,482	887	1,100
			460/3/60	RBBS07E4SGA	45,402		
	4CES-9	08	208/230/3/60	RBBS08E4SEA	50,329	887	1,130
			460/3/60	RBBS08E4SGA	52,925		
	4TES-12	10	208/230/3/60	RBBS10E4SEA	50,954	1,323	1,330
			460/3/60	RBBS10E4SGA	54,059		
	4PES-15	12	208/230/3/60	RBBS12E4SEA	53,189	1,395	1,330
			460/3/60	RBBS12E4SGA	56,045		
	4NES-20	15	208/230/3/60	RBBS15E4SEA	54,435	1,802	1,350
			460/3/60	RBBS15E4SGA	57,177		

Factory Mounted Options & Shipped-Loose Accessories are found on Pages 84 - 85.

"-" = Not Available

**For specific model DOE AWEF values in a given application, please refer to this product line's corresponding Sales/Marketing Brochure found on our website.**



# AIR-COOLED CONDENSING UNITS

## Next-Gen II - 3-22 HP Condensing Units

### Flooded - Bitzer Compressor - Low Temperature - Configurable Base Models

	Compressor Model Number	Nominal H.P.	Voltage	Model Number	List Price (\$US)	4 Year Compressor Protection Plan (NET PRICE ADDER \$US)	Approx. Ship Weight (lbs)
Low Temperature	4FES-3	03	208/230/3/60	RFBS03L4SEA	33,237	734	710
			460/3/60	RFBS03L4SGA	34,540		
	4EES-4	04	208/230/3/60	RFBS04L4SEA	36,528	734	760
			460/3/60	RFBS04L4SGA	37,830		
	4DES-5	05	208/230/3/60	RFBS05L4SEA	38,383	734	805
			460/3/60	RFBS05L4SGA	39,820		
	4CES-6	06	208/230/3/60	RFBS06L4SEA	45,983	887	870
			460/3/60	RFBS06L4SGA	47,848		
	4TES-9	08	208/230/3/60	RFBS08L4SEA	49,186	887	1,130
			460/3/60	RFBS08L4SGA	50,974		
	4PES-12	09	208/230/3/60	RFBS09L4SEA	52,659	1,323	1,275
			460/3/60	RFBS09L4SGA	54,351		
	4NES-14	10	208/230/3/60	RFBS10L4SEA	56,185	1,323	1,275
			460/3/60	RFBS10L4SGA	57,879		
	4JE-15	12	208/230/3/60	RFBS12L4SEA	60,560	1,395	1,290
			460/3/60	RFBS12L4SGA	62,252		
	4HE-18	15	208/230/3/60	RFBS15L4SEA	65,036	1,802	1,310
			460/3/60	RFBS15L4SGA	66,721		
4GE-23	22	208/230/3/60	RFBS22L4SEA	66,721	2,226	1,420	
		460/3/60	RFBS22L4SGA	69,186			

Factory Mounted Options & Shipped-Loose Accessories are found on Pages 84 - 85.  
Liquid Injection is optional on Low Temp. Bitzer compressors. It's required for non-R404A refrigerants.

"-" = Not Available

**For specific model DOE AWEF values in a given application, please refer to this product line's corresponding Sales/Marketing Brochure found on our website.**

# AIR-COOLED CONDENSING UNITS



## Next-Gen II - 3-22 HP Condensing Units

### Non-Flooded - Bitzer Compressor - Low Temperature - Configurable Base Models

	Compressor Model Number	Nominal H.P.	Voltage	Model Number	List Price (\$US)	4 Year Compressor Protection Plan (NET PRICE ADDER \$US)	Approx. Ship Weight (lbs)
Low Temperature	4FES-3	03	208/230/3/60	RBBS03L4SEB	31,655	734	710
			460/3/60	RBBS03L4SGB	32,957		
	4EES-4	04	208/230/3/60	RBBS04L4SEB	34,944	734	760
			460/3/60	RBBS04L4SGB	36,246		
	4DES-5	05	208/230/3/60	RBBS05L4SEB	36,799	734	805
			460/3/60	RBBS05L4SGB	38,236		
	4CES-6	06	208/230/3/60	RBBS06L4SEB	44,401	887	870
			460/3/60	RBBS06L4SGB	46,266		
	4TES-9	08	208/230/3/60	RBBS08L4SEA	47,601	887	1,130
			460/3/60	RBBS08L4SGA	49,393		
	4PES-12	09	208/230/3/60	RBBS09L4SEA	51,076	1,323	1,275
			460/3/60	RBBS09L4SGA	52,767		
	4NES-14	10	208/230/3/60	RBBS10L4SEA	54,602	1,323	1,275
			460/3/60	RBBS10L4SGA	56,292		
	4JE-15	12	208/230/3/60	RBBS12L4SEA	58,978	1,395	1,290
			460/3/60	RBBS12L4SGA	60,668		
	4HE-18	15	208/230/3/60	RBBS15L4SEA	63,453	1,802	1,310
			460/3/60	RBBS15L4SGA	65,138		
4GE-23	22	208/230/3/60	RBBS22L4SEA	61,756	2,226	1,420	
		460/3/60	RBBS22L4SGA	67,602			

Factory Mounted Options & Shipped-Loose Accessories are found on Pages 84 - 85.  
Liquid Injection is optional on Low Temp. Bitzer compressors. It's required for non-R404A refrigerants.

"-" = Not Available

**For specific model DOE AWEF values in a given application, please refer to this product line's corresponding Sales/Marketing Brochure found on our website.**



# AIR-COOLED CONDENSING UNITS

## Next-Gen II - 3-22 HP Condensing Units

### Factory Installed Options - Electrical Options

Option Description (All Options are Factory Mounted unless otherwise noted)	Option Number	H.P Range/ Cabinet	List Price Adder (\$US)
THROUGH THE DOOR NON-FUSED DISCONNECT SWITCH (Only available Mounted)	TDNM-3	3-10	2,500
	TDNM-4	12-22	2,796
EXTERNAL FUSED DISCONNECT (Available Loose or Mounted)	EFDM-2 (230V)	3 - 6	1,618
	EFDM-3 (230V)	7 - 10	1,924
	EFDM-4 (230V)	12 - 22	4,106
	EFDM-2 (460V)	3 - 6	1,901
	EFDM-3 (460V)	7 - 10	3,419
	EFDM-4 (460V)	12 - 22	5,645
MAIN CIRCUIT BREAKER	BKR-2	3 - 6	2,312
	BKR-3	7 - 10	2,911
	BKR-4	12 - 22	3,661
† PHASE LOSS MONITOR	PLM	ALL	1,819
ANTI SHORT CYCLE TIMER	ASC	ALL	1,076
AIR DEFROST TIMER	TMR	ALL	895
CURRENT SENSING RELAY (Run proof)	CSR	ALL	1,192
COMPRESSOR UNLOADERS (Suction pressure control. Medium Temp reciprocating compressors only. 1 Step for 3D and larger compressors.	UNL-1	When Available	3,346

† Phase Loss monitor is a standard feature for K5 Scroll Series CoreSense modules. Extended Range models \*OS8E4S thru OS15E4s and Low Temp OS10L4L thru \*OS15L4S use K5 Series Scroll compressors. For all other models, option is only available on units that are 3 Phase.

### Factory Installed Options - Defrost Kits

1 Unit Cooler per CU	Max Defrost Load	List Price (\$US)
DMA15	15	1,917
DMA20	20	
DMA24	24	
DMA30	30	
DMA35	35	2,142
DMA40	40	
DMA48	48	
DMB60	60	4,178
DMB96	96	

2 Unit Coolers per CU	Max Defrost Load	List Price (\$US)
DMB35	35	2,905
DMB40	40	
DMB48	48	
DMB60	60	4,178
DMB96	96	

3 Unit Coolers per CU	Max Defrost Load	List Price (\$US)
DMC35	35	4,370
DMC40	40	
DMC48	48	
DMC60	60	5,402
DMC96	96	

Note: All electric defrost kits include 1 fan contactor and are suitable for single or three phase loads. Defrost amp values are the maximum load for a kit. Smaller loads may be attached.

Next-Gen II Options continued on next page.

# AIR-COOLED CONDENSING UNITS



## Next-Gen II - 3-22 HP Condensing Units

### Factory Installed Options - Mechanical Options

Option Description (All Options are Factory Mounted unless otherwise noted)	Option Number	H.P Range/ Cabinet	List Price Adder (\$US)
SUCTION LINE FILTER (Sealed)	SK-5	3 - 8	749
	SK-6	9 - 10	1,272
	SK-7	12 - 22	1,981
REPLACEABLE CORE SUCTION FILTER <sup>1</sup>	RSK-5	3 - 8	1,439
	RSK-6	9 - 10	1,964
	RSK-7	12 - 22	2,659
REPLACEABLE CORE LIQUID FILTER <sup>1</sup>	RLK-5	3 - 8	1,267
	RLK-6	9 - 10	1,440
	RLK-7	12 - 22	1,630
SUCTION LINE ACCUMULATOR <sup>2</sup>	ASK-4	3 - 8	1,267
	ASK-5	9 - 10	1,862
	ASK-6	12 - 22	3,889
OIL SEPARATOR	OS-1	3 - 6	2,157
	OS-2	7 - 10	2,297
	OS-3	12 - 22	2,698
OVERSIZED RECEIVERS	OSR-1	1 FAN	1,904
	OSR-2	2 FAN	1,065
	OSR-3	2 FAN TALL	1,077
PRESSURE RELIEF VALVE (For models built on FD1 cabinet base. Requires Oversized Receiver OSR-1 option)	RV	FD1 Cabinet	483
HEATED AND INSULATED RECEIVER (Temperature controlled with low pressure bypass timer)	HIR	ALL	1,252
CRANKCASE PRESSURE REGULATOR (Do not use with MOP style TXV's. Must provide refrigerant type, holding temperature, suction temperature, and maximum design capacity.)	CPR VALVE	3 - 5	2,482
		6 - 9	2,750
		10 - 15	5,126
		22	8,021
LIQUID INJECTION / DEMAND COOLING™ (Low Temp. Bitzer and Discus compressors)	LNJ	ALL	4,060
HAIL / SNOW GUARDS (Shipped loose to prevent shipping damage. Requires field installation)	SG-E	1 FAN	1,534
	SG-F	2 FAN	2,097
	SG-G	2 FAN TALL	2,351
2 UNIT STACKING RACK (Shipped empty. Condensing units must be field installed.)	SR-2	1 or 2 FAN	Call Factory
3 UNIT STACKING RACK (Shipped empty. Condensing units must be field installed.)	SR-3	1 or 2 FAN	Call Factory

1. If ordering a Replaceable Core Suction Filter, a Replaceable Core Liquid Line Filter must also be ordered. If ordering a Replaceable Core Liquid Line Filter, a Replaceable Core Suction Filter must also be ordered.
2. If ordering a Suction Line Accumulator, either a Sealed Suction Line Filter or Replaceable Core Suction Line Filter must be ordered.



# AIR-COOLED CONDENSING UNITS

## QV-Series - 15-100 HP Condensing Units

The design of the innovative QV-Series Condensing Units™ sets the new standard for efficiency, reliability and serviceability to meet the needs of the food processing, industrial cooling and warehousing industries.

Models incorporate features from our award-winning Quantum Air™ Condensers such as the floating coil design with generously sized condensers for energy savings, swept wing fan blades for optimal air flow, and LED lighted control panel and hinged venturi panels for easy access. A floored compressor cabinet with removable compressor tray, service convenience outlet, hinged and removable access panels, integral liquid subcooling circuit, and paint protected galvanized steel housing are all standard features of these units.



### STANDARD FEATURES

- Available in single, dual or parallel compressor configurations from 15 to 100 HP
- Prepaint gray exterior/ G60 galvanized steel outdoor cabinet construction
- Heavy gauge G90 galvanized steel frame
- Award-winning floating coil design with generously sized condensers for energy savings
- Integral subcooling circuit boosts energy efficiency
- Mechanically formed pre-bent tubing reduces potential leaks
- Separate power and control electrical panels
- Swept wing fan/Venturi improves airflow and sound
- Hinged and removable access panels
- Flip top hinged Venturi panels for easy servicing
- Floored compressor cabinet with removable compressor tray
- LED control and compressor panel lighting
- 110V service convenience outlet
- Service gauge hooks
- 3 Phase condenser fan motors
- Color-coded high and low pressure hoses
- Electronic oil failure control
- Horizontal receiver
- Receiver isolation valves
- Refrigerant relief valve
- Replaceable core liquid line filter
- Suction line and discharge line vibrasorbors
- Liquid line isolation valve with sight glass
- Single point alarm with liquid line solenoid lockout
- Control circuit and condenser fan fusing
- Condenser fan contactors
- UL and cUL listed for outdoor use
- **Flooded (RF) Models include an adjustable head pressure control valve**
- **Non-Flooded (RB) Models include electronic fan cycling control and a minimum charge monitor**
- **Parallel Compressor Models (RF\*P/ RB\*P) include an oil management system**

### QV-Series Nomenclature:

CONFIGURABLE BASE MODEL								
R	F	D	V	30	M	4S	G	A
Brand	Style	Compressor Style	Compressor Configuration	Horsepower	Temperature Range	Refrigerant Type	Voltage Code	Vintage
R - Russell	F - Flooded B - Non-Flooded	D - Discus B - Bitzer EcoLine	V - Single D - Dual P - Parallel Piped		L - Low M - Medium	4S - Multiple Refrigerants	E - 208-230/3/60 G - 460/3/60	

Note(s):

1. 50 Hz available. Contact Factory for additional information.

**For specific model DOE AWEF values in a given application, please refer to this product line's corresponding Sales/Marketing Brochure found on our website.**

# AIR-COOLED CONDENSING UNITS



## QV-Series - 15-100 HP Condensing Units

### Discus Compressor - Single Compressor - Configurable Base Models

	Nom. H.P.	Model Number	Comp. Model Number (1 per Unit)	Flooded		Non-Flooded		4 Year Compressor Protection Plan (NET PRICE ADDER \$US)
				208-230/3	460/3	208-230/3	460/3	
Medium Temp.	15	R*DVO15M4S*A	3DS3R17ME	67,600	68,707	67,193	68,336	1,802
	20	R*DVO20M4S*A	4DBNR20ME	74,820	75,875	73,229	74,727	2,226
	25	R*DVO25M4S*A	4DHNR22ME	89,344	90,324	87,529	89,041	2,488
	30	R*DVO30M4S*A	4DJNR28ME	104,427	105,567	98,773	99,997	2,669
	35	R*DVO35M4S*A	6DHNR35ME	118,272	118,947	113,907	114,217	2,813
	40	R*DVO40M4S*A	6DJNR40ME <sup>1</sup>	130,154	131,963	125,130	126,964	3,216
Low Temp.	50	R*DVO50M4S*A	6DUNR49ME	-	157,539	-	149,614	3,322
	22	R*DVO22L4S*A	4DJNF76KE	84,047	85,815	84,032	85,095	2,226
	27	R*DVO27L4S*A	6DHNF93KE	97,287	98,064	95,402	97,123	2,488
	30	R*DVO30L4S*A	6DJNF11ME	107,485	108,475	105,269	107,033	2,669
	40	R*DVO40L4S*A	6DUNF13ME	-	135,067	-	132,861	3,216

Factory Mounted Options & Shipped-Loose Accessories are found on Pages 90- 91 and 96 - 97.

\* Represents Flooded (F) or Non-Flooded (B) & Voltage 208-230/3/60 (E) or 460/3/60 (G)

Demand Cooling is optional on Low Temp. Discus compressors. It's required for non-R404A refrigerants.

"-" = Not Available

### Bitzer Compressor - Single Compressor - Configurable Base Models

	Nom. H.P.	Model Number	Comp. Model Number (1 per Unit)	Flooded		Non-Flooded		4 Year Compressor Protection Plan (NET PRICE ADDER \$US)
				208-230/3	460/3	208-230/3	460/3	
Medium Temp.	15	R*BV015M4S*A	4NE-20	67,600	68,707	67,193	68,336	1,802
	20	R*BV020M4S*A	4JE-22	74,820	75,875	73,229	74,727	2,226
	25	R*BV025M4S*A	4HE-25	89,344	90,324	87,529	89,041	2,488
	30	R*BV030M4S*A	4GE-30	104,427	105,567	98,773	99,997	2,669
	35	R*BV035M4S*A	6HE-35	118,272	118,947	113,907	114,217	2,813
	40	R*BV040M4S*A	6GE-40	130,154	131,963	125,130	126,964	3,216
Low Temp.	50	R*BV050M4S*A	6FE-50	156,366	157,539	148,501	149,614	3,322
	22	R*BV022L4S*A	4GE-23	84,047	85,815	84,032	85,095	2,226
	27	R*BV027L4S*A	6HE-28	97,287	98,064	84,032	97,123	2,488
	30	R*BV030L4S*A	6GE-34	107,485	108,475	105,269	107,033	2,669
	40	R*BV040L4S*A	6FE-44	134,063	135,067	132,132	132,861	3,216

Factory Mounted Options & Shipped-Loose Accessories are found on Pages 90- 91 and 96 - 97.

\* Represents Flooded (F) or Non-Flooded (B) & Voltage 208-230/3/60 (E) or 460/3/60 (G)

Liquid Injection is optional on Low Temp. Bitzer compressors. It's required for non-R404A refrigerants.

"-" = Not Available

**For specific model DOE AWEF values in a given application, please refer to this product line's corresponding Sales/Marketing Brochure found on our website.**



# AIR-COOLED CONDENSING UNITS

## QV-Series - 15-100 HP Condensing Units

### Discus Compressor - Dual Compressor - Configurable Base Models

	Nom. H.P.	Model Number	Comp. Model Number (2 per Unit)	Flooded		Non-Flooded		4 Year Compressor Protection Plan (NET PRICE ADDER \$US)
				208-230/3	460/3	208-230/3	460/3	
Medium Temp.	30	R*DD030M4S*A	3DS3R17ME	135,205	137,416	134,383	136,671	3,604
	40	R*DD040M4S*A	4DBNR20ME	149,643	151,750	146,461	149,454	4,452
	50	R*DD050M4S*A	4DHNR22ME	178,689	180,649	175,059	178,086	4,976
	60	R*DD060M4S*A	4DJNR28ME	208,859	211,135	197,543	199,994	5,338
	70	R*DD070M4S*A	6DHNR35ME	236,543	237,898	227,814	228,438	5,626
	80	R*DD080M4S*A	6DJNR40ME <sup>1</sup>	260,313	263,925	250,259	253,926	6,432
	100	R*DD100M4S*A	6DUNR49ME	-	315,080	-	299,228	6,644
Low Temp.	44	R*DD044L4S*A	4DJNF76KE	168,091	171,628	168,066	170,190	4,452
	54	R*DD054L4S*A	6DHNF93KE	194,572	196,125	190,806	194,247	4,976
	60	R*DD060L4S*A	6DJNF11ME	214,969	216,949	210,540	214,057	5,338
	80	R*DD080L4S*A	6DUNF13ME	-	270,137	-	265,722	6,432

Factory Mounted Options & Shipped-Loose Accessories are found on Pages 92 - 93 and 96 - 97.

\* Represents Flooded (F) or Non-Flooded (B) & Voltage 208-230/3/60 (E) or 460/3/60 (G)

Demand Cooling is optional on Low Temp. Discus compressors. It's required for non-R404A refrigerants.

"-" = Not Available

### Bitzer Compressor - Dual Compressor - Configurable Base Models

	Nom. H.P.	Model Number	Comp. Model Number (2 per Unit)	Flooded		Non-Flooded		4 Year Compressor Protection Plan (NET PRICE ADDER \$US)
				208-230/3	460/3	208-230/3	460/3	
Medium Temp.	30	R*BD030M4S*A	4NE-20	135,205	137,416	134,383	136,671	3,604
	40	R*BD040M4S*A	4JE-22	149,643	151,750	146,461	149,454	4,452
	50	R*BD050M4S*A	4HE-25	178,689	180,649	175,059	178,086	4,976
	60	R*BD060M4S*A	4GE-30	208,859	211,135	197,543	199,994	5,338
	70	R*BD070M4S*A	6HE-35	236,543	237,898	227,814	228,438	5,626
	80	R*BD080M4S*A	6GE-40	260,313	263,925	250,259	253,926	6,432
	100	R*BD100M4S*A	6FE-50	312,734	315,080	297,000	299,228	6,644
Low Temp.	44	R*BD044L4S*A	4GE-23	168,091	171,628	168,066	170,190	4,452
	54	R*BD054L4S*A	6HE-28	194,572	196,125	190,806	194,247	4,976
	60	R*BD060L4S*A	6GE-34	214,969	216,949	210,540	214,057	5,338
	80	R*BD080L4S*A	6FE-44	268,126	270,137	263,744	265,722	6,432

Factory Mounted Options & Shipped-Loose Accessories are found on Pages 92 - 93 and 96 - 97.

\* Represents Flooded (F) or Non-Flooded (B) & Voltage 208-230/3/60 (E) or 460/3/60 (G)

Liquid Injection is optional on Low Temp. Bitzer compressors. It's required for non-R404A refrigerants.

"-" = Not Available

**For specific model DOE AWEF values in a given application, please refer to this product line's corresponding Sales/Marketing Brochure found on our website.**



# AIR-COOLED CONDENSING UNITS



## QV-Series - 15-100 HP Condensing Units

### Discus Compressor - Parallel Piped Compressor - Configurable Base Models

	Nom. H.P.	Model Number	Comp. Model Number (2 per Unit)	Flooded		Non-Flooded		4 Year Compressor Protection Plan (NET PRICE ADDER \$US)
				208-230/3	460/3	208-230/3	460/3	
Medium Temp.	50	R*DP050M4S*A	4DHNR22ME	200,791	202,508	196,626	199,594	4,976
	60	R*DP060M4S*A	4DJNR28ME	229,090	231,172	215,968	218,294	5,338
	70	R*DP070M4S*A	6DHNR35ME	257,577	258,734	247,709	248,020	5,626
	80	R*DP080M4S*A	6DJNR40ME <sup>1</sup>	279,376	283,731	268,154	272,559	6,432
	100	R*DP100M4S*A	6DUNR49ME	-	349,738	-	331,212	6,644
Low Temp.	44	R*DP044L4S*A	4DJNF76KE	190,673	194,176	190,645	192,535	4,452
	54	R*DP054L4S*A	6DHNF93KE	215,701	216,982	211,444	214,885	4,976
	60	R*DP060L4S*A	6DJNF11ME	234,757	236,517	229,816	233,322	5,338
	80	R*DP080L4S*A	6DUNF13ME	-	299,849	-	294,870	6,432

Factory Mounted Options & Shipped-Loose Accessories are found on Pages 94 - 95 and 96 - 97.

\* Represents Flooded (F) or Non-Flooded (B) & Voltage 208-230/3/60 (E) or 460/3/60 (G)

Demand Cooling is optional on Low Temp. Discus compressors. It's required for non-R404A refrigerants.

"-" = Not Available

### Bitzer Compressor - Parallel Piped Compressor - Configurable Base Models

	Nom. H.P.	Model Number	Comp. Model Number (2 per Unit)	Flooded		Non-Flooded		4 Year Compressor Protection Plan (NET PRICE ADDER \$US)
				208-230/3	460/3	208-230/3	460/3	
Medium Temp.	50	R*BP050M4S*A	4HE-25	200,791	202,508	196,626	199,594	4,976
	60	R*BP060M4S*A	4GE-30	229,090	231,172	215,968	218,294	5,338
	70	R*BP070M4S*A	6HE-35	257,577	258,734	247,709	248,020	5,626
	80	R*BP080M4S*A	6GE-40	279,376	283,731	268,154	272,559	6,432
	100	R*BP100M4S*A	6FE-50	347,134	349,738	328,744	331,212	6,644
Low Temp.	44	R*BP044L4S*A	4GE-23	190,673	194,176	190,645	192,535	4,452
	54	R*BP054L4S*A	6HE-28	215,701	216,982	211,444	214,885	4,976
	60	R*BP060L4S*A	6GE-34	234,757	236,517	229,816	233,322	5,338
	80	R*BP080L4S*A	6FE-44	347,134	299,849	292,673	294,870	6,432

Factory Mounted Options & Shipped-Loose Accessories are found on Pages 94 - 95 and 96 - 97.

\* Represents Flooded (F) or Non-Flooded (B) & Voltage 208-230/3/60 (E) or 460/3/60 (G)

Liquid Injection is optional on Low Temp. Bitzer compressors. It's required for non-R404A refrigerants.

"-" = Not Available

**For specific model DOE AWEF values in a given application, please refer to this product line's corresponding Sales/Marketing Brochure found on our website.**



# AIR-COOLED CONDENSING UNITS

## QV-Series - 15-100 HP Condensing Units

### Factory Installed Options - Single Compressor - Compressor & Electrical Options

	Option Description (All Options are Factory Mounted unless otherwise noted)	Option Available On:	List Price Adder (\$US)
Compressor Options	Compressor Unloading with Pressure Control for 1 Cycle Bank	BV015M, 020M-30M, 050M; 022L - 040L	2,666
	Compressor Unloading with Pressure Control for 2 Cycle Bank	035M & 045M	4,465
	Compressor Unloading: Moduload	DV015M	6,578
	Head Cooling Fan	All Models	2,775
	Liquid Injection / Demand Cooling	022L - 040L	6,093
Electrical and Control Panel Options	Air Defrost Time Clock	All Medium Temperature Models	895
	Anti-Short Cycle Timer	All Models	773
	Condenser Fan Breaker	015M -030M; 022L - 040L	1,166
		035M -050M	1,773
	Control Circuit Breaker	All Models	380
	EC Fan Motors with Electronic Variable Speed Control	015M -030M; 022L - 040L	Call Factory
		035M -050M	Call Factory
	Thru-the-door Fused Disconnect	Models with MOPD < 61A	2,360
		Models with 61A < MOPD < 101A	3,495
		Models with 101A < MOPD < 201A	5,987
	Thru-the-door Main Breaker	Models with MOPD ≤ 100A	3,017
		Models with 101A < MOPD < 201A	4,894
	Thru-the-door Non-Fused Disconnect	Models with MCA < 59A	2,124
		Models with 59A < MCA > 99A	3,084
		Models with 99A < MCA < 199A	5,100
Phase-Loss Monitor - 250A	230V & 460V	1,492	
Phase-Loss Monitor - ICM450	230V	2,176	
	460V	1,547	

QV-Series Single Compressor Options continued on next page.

# AIR-COOLED CONDENSING UNITS



## QV-Series - 15-100 HP Condensing Units

### Factory Installed Options - Single Compressor - Refrigeration Options

	Option Description (All Options are Factory Mounted unless otherwise noted)	Option Available On:	List Price Adder (\$US)
Refrigeration Options	Crankcase Pressure Regulator Valves	015M	5,239
		020M - 040M; 022L - 030L	6,598
		050M & 040L	13,095
	Fan Cycling - Temperature or Pressure	All Flooded Models; Standard on Non-Flooded Models	2,353
	Heat Reclaim Valve	All Models	5,446
	Heated & Insulated Receiver	All Models	4,143
	Hot Gas Bypass Tee & Ball Valve	All Models	1,277
	Hot Gas Bypass Tee, Ball Valve & Regulator	All Models	7,403
	Liquid-line Filter Isolation Valve (Single Valve)	All Models	737
	Liquid Line Solenoid Valve (Shipped loose)	015M - 025M; 022L - 040L	916
		030M - 035M	1,171
		040M - 050M	1,769
	Oil Separator with Check Valve	015 - 030	2,538
		035 - 050	4,285
	Oil Separator with Check Valve & Oil Return Service Kit	015 - 030	5,619
		035 - 050	7,957
	Oversized Receiver	All Models	1,763
	Receiver Level Gauge	All Models	2,187
	Suction Accumulator - Standard	015	3,949
		020-050	4,567
	Suction Accumulator - Heat Exchanger	015	4,894
		020-050	7,577
	Suction-line Filter - Replaceable Core	015M	2,589
		020M - 040M; 022L - 030L	2,704
		050M & 040L	3,381
	Suction-line Filter Isolation Valves	015M	1,208
		020M - 040M; 022L - 030L	1,946
		050M & 040L	3,384
Suction-line Insulation	All Models	2,142	



# AIR-COOLED CONDENSING UNITS

## QV-Series - 15-100 HP Condensing Units

### Factory Installed Options - Dual Compressor - Compressor & Electrical Options

	Option Description (All Options are Factory Mounted unless otherwise noted)	Option Available On:	List Price Adder (\$US)
Compressor Options	Compressor Unloading with Pressure Control for 1 Cycle Bank	BD030M, D040M - D060M, D100M; D044L - D080L	5,332
	Compressor Unloading with Pressure Control for 2 Cycle Bank	D070M & D080M	8,930
	Compressor Unloading: Moduload	DD030M	13,156
	Head Cooling Fan	All Models	5,550
	Liquid Injection / Demand Cooling	D044L - D080L	12,186
Electrical and Control Panel Options	Air Defrost Time Clock	All Medium Temperature Models	1,790
	Anti-Short Cycle Timer	All Models	1,546
	Condenser Fan Breaker	D030M -D060M; D044L - D080L	2,332
		D070M -D100M	3,546
	Control Circuit Breaker	All Models	380
	EC Fan Motors with Electronic Variable Speed Control	D030M -D060M; D044L - D080L	Call Factory
		D070M -D100M	Call Factory
	Thru-the-door Fused Disconnect	Models with MOPD < 61A	3,495
		Models with 61A < MOPD < 101A	5,987
		Models with 101A < MOPD < 201A	3,017
	Thru-the-door Main Breaker	Models with MOPD ≤ 100A	4,894
		Models with 101A < MOPD < 201A	2,124
	Thru-the-door Non-Fused Disconnect	Models with MCA < 59A	3,084
		Models with 59A < MCA > 99A	5,100
		Models with 99A < MCA < 199A	2,984
Phase-Loss Monitor - 250A	230V & 460V	3,094	
Phase-Loss Monitor - ICM450	460V	2,838	

QV-Series Dual Compressor Options continued on next page.

# AIR-COOLED CONDENSING UNITS



## QV-Series - 15-100 HP Condensing Units

### Factory Installed Options - Dual Compressor - Refrigeration Options

	Option Description (All Options are Factory Mounted unless otherwise noted)	Option Available On:	List Price Adder (\$US)
Refrigeration Options	Crankcase Pressure Regulator Valves	D030M	10,478
		D040M - D080M; D044L - D060L	13,196
		D100M & D080L	26,190
	Fan Cycling - Temperature or Pressure	All Flooded Models; Standard on Non-Flooded Models	4,706
	Heat Reclaim Valve	All Models	10,892
	Heated & Insulated Receiver	All Models	8,286
	Hot Gas Bypass Tee & Ball Valve	All Models	2,554
	Hot Gas Bypass Tee, Ball Valve & Regulator	All Models	14,806
	Liquid-line Filter Isolation Valve (Single Valve per Circuit)	All Models	1,474
	Liquid Line Solenoid Valve (Shipped loose)	030M - 050M; 044L - 080L	1,832
		060M - 070M	2,342
		080M - 100M	3,538
	Oil Separator with Check Valve	D030 - D060	5,076
		D070 - D100	8,570
	Oil Separator with Check Valve & Oil Return Service Kit	D030 - D060	11,238
		D070 - D100	15,914
	Oversized Receiver	All Models	3,526
	Receiver Level Gauge	All Models	4,374
	Suction Accumulator - Standard	D030	7,898
		D040-D100	9,134
	Suction Accumulator - Heat Exchanger	D030	9,788
		D040-D100	15,154
	Suction-line Filter - Replaceable Core	D030M	5,178
		D040M - D080M; D044L - D060L	5,408
		D100M & D080L	6,762
	Suction-line Filter Isolation Valves	D030M	2,416
		D040M - D080M; D044L - D060L	3,892
D100M & D080L		6,768	
Suction-line Insulation	All Models	4,284	



# AIR-COOLED CONDENSING UNITS

## QV-Series - 15-100 HP Condensing Units

### Factory Installed Options - Parallel-Piped Compressor - Compressor & Electrical Options

	Option Description (All Options are Factory Mounted unless otherwise noted)	Option Available On:	List Price Adder (\$US)
Compressor Options	Compressor Unloading with Pressure Control for 1 Cycle Bank	P050M - P060M, P100M; P044L - P080L	5,332
	Compressor Unloading with Pressure Control for 2 Cycle Bank	P070M & P080M	8,930
	Head Cooling Fan	All Models	5,550
	Liquid Injection / Demand Cooling	P044L - P080L	12,186
Electrical and Control Panel Options	Air Defrost Time Clock	All Medium Temperature Models	895
	Anti-Short Cycle Timer	All Models	773
	Condenser Fan Breaker	P050M -P060M; P044L - P080L	1,166
		P070M -P100M	1,773
	Control Circuit Breaker	All Models	380
	EC Fan Motors with Electronic Variable Speed Control	P050M -P060M; P044L - P080L	Call Factory
		P070M -P100M	Call Factory
	Thru-the-door Fused Disconnect	Models with MOPD < 61A	2,360
		Models with 61A < MOPD < 101A	3,495
		Models with 101A < MOPD < 201A	5,987
	Thru-the-door Main Breaker	Models with MOPD ≤ 100A	3,017
		Models with 101A < MOPD < 201A	4,894
	Thru-the-door Non-Fused Disconnect	Models with MCA < 59A	2,124
		Models with 59A < MCA > 99A	3,084
Models with 99A < MCA < 199A		5,100	
Phase-Loss Monitor - 250A	230V & 460V	2,984	
Phase-Loss Monitor - ICM450	460V	3,094	

QV-Series Parallel-Piped Compressor Options continued on next page.

# AIR-COOLED CONDENSING UNITS



## QV-Series - 15-100 HP Condensing Units

### Factory Installed Options - Parallel-Piped Compressor - Refrigeration Options

	Option Description (All Options are Factory Mounted unless otherwise noted)	Option Available On:	List Price Adder (\$US)
Refrigeration Options	Crankcase Pressure Regulator Valves	P050M-P60M	13,197
		P070M-P100M; P044L - P080L	15,406
	Fan Cycling - Temperature or Pressure	All Flooded Models; Standard on Non-Flooded Models	4,706
	Heat Reclaim Valve	All Models	5,446
	Heated & Insulated Receiver	All Models	4,143
	Hot Gas Bypass Tee & Ball Valve	All Models	1,277
	Hot Gas Bypass Tee, Ball Valve & Regulator	All Models	7,403
	Liquid-line Filter Isolation Valve (Single Valve)	All Models	737
	Liquid Line Solenoid Valve (Shipped loose)	050M - 060M	1,735
		070M - 100M	2,992
		044L - 080L	1,147
	Oversized Receiver	All Models	1,763
	Receiver Level Gauge	All Models	2,187
	Suction Accumulator - Standard	P050M-P60M	5,481
		P070M-P100M; P044L - P080L	5,964
	Suction Accumulator - Heat Exchanger	P050M-P60M	7,577
		P070M-P100M; P044L - P080L	8,372
	Suction-line Filter - Replaceable Core	P050M-P60M	2,419
		P070M-P100M; P044L - P080L	2,679
	Suction-line Filter Isolation Valves	P050M-P60M	3,384
P070M-P100M; P044L - P080L		5,344	
Suction-line Insulation	All Models	4,284	



# AIR-COOLED CONDENSING UNITS

## QV-Series - 15-100 HP Condensing Units

### Defrost Kit Nomenclature

DL	A	24	-
Kit Designator	Heater Contactor QTY	Max Total Heater Amp Value	Special Kit Codes
	A - 1, B - 2, C - 3, D - 4		-1: 1 Evaporator with Multiple Heater Feeds -2: 2 Evaporators with Multiple Heater Feeds PP: Pressure Prop Kits for Large Evaporators

When selecting defrost kit, use the next higher amp value above the defrost load.  
All kits include 1 fan contactor and are suitable for 1 or 3 phase loads.  
Electrical resistance loads greater than 48 amps must be split into multiple circuits.

### Factory Installed Options - Defrost Kits - Single & Parallel-Piped Compressor Models

1 Heater Contactor		2 Heater Contactors		3 Heater Contactors		4 Heater Contactors	
Kit Model	List Price (\$US)	Kit Model	List Price (\$US)	Kit Model	List Price (\$US)	Kit Model	List Price (\$US)
DLA24 <sup>1</sup>	2,466						
DLA30 <sup>1</sup>	2,563						
DLA35 <sup>1</sup>	2,885	DLB35 <sup>1</sup>	3,682	DLC35	5,030		
DLA40 <sup>1</sup>	2,885	DLB40 <sup>1</sup>	3,682	DLC40	5,030		
DLA48 <sup>1</sup>	2,885	DLB48 <sup>1</sup>	3,682	DLC48	5,030		
		DLB60 <sup>1 2 4</sup>	3,828	DLC60 <sup>1</sup>	5,030	DLD60	5,949
		DLB96 <sup>1 2 4</sup>	4,637	DLC96 <sup>1</sup>	5,334	DLD96	5,996
				DLC144 <sup>1</sup>	7,269	DLD144 <sup>3 5</sup>	7,317
						DLD192 <sup>3 5</sup>	7,690

Defrost Kit selected for Single and Parallel compressor models is for entire unit. Up to 4 contactors.  
Defrost Kit selected is per compressor for Dual compressor models. Up to 2 contactors/compressor.  
<sup>1</sup>Defrost Kit Available with Pressure Prop Kit for Large Evaporators (Special Kit Code: PP)  
<sup>2</sup>Defrost Kit Available for Evaporator with Multiple Heater Feeds (Special Kit Code: -1)  
<sup>3</sup>Defrost Kit Available for 2 Evaporators with Multiple Heater Feeds (Special Kit Code: -2)  
<sup>4</sup>Defrost Kit Available for Evaporator with Multiple Heater Feeds & Pressure Prop Kit (Special Kit Code: -1PP)  
<sup>5</sup>Defrost Kit Available for 2 Evaporators with Multiple Heater Feeds & Pressure Prop Kit (Special Kit Code: -2PP)

### Factory Installed Options - Defrost Kits - Dual Compressor Models

1 Heater Contactor per Compressor		2 Heater Contactors per Compressor	
Kit Model	List Price (\$US)	Kit Model	List Price (\$US)
DLA24 <sup>1</sup>	4,932		
DLA30 <sup>1</sup>	5,126		
DLA35 <sup>1</sup>	5,770	DLB35 <sup>1</sup>	7,364
DLA40 <sup>1</sup>	5,770	DLB40 <sup>1</sup>	7,364
DLA48 <sup>1</sup>	5,770	DLB48 <sup>1</sup>	7,364
		DLB60 <sup>1 2 3</sup>	7,656
		DLB96 <sup>1 2 3</sup>	9,274

Defrost Kit selected is per compressor for Dual compressor models. Up to 2 contactors/compressor.  
<sup>1</sup>Defrost Kit Available with Pressure Prop Kit for Large Evaporators (Special Kit Code: PP)  
<sup>2</sup>Defrost Kit Available for Evaporator with Multiple Heater Feeds (Special Kit Code: -1)  
<sup>3</sup>Defrost Kit Available for Evaporator with Multiple Heater Feeds & Pressure Prop Kit (Special Kit Code: -1PP)

### Factory Installed Options - Timer/Fan Contactor - Single & Parallel-Piped Compressor Models

1 Fan Contactor & Defrost Timer		
Kit Model	Max Motor Amps	List Price (\$US)
TMR-EF-15A	15	1,361
TMR-EF-30A	30	1,443

QV-Series Defrost Kit Options continued on next page.



# AIR-COOLED CONDENSING UNITS



## QV-Series - 15-100 HP Condensing Units

### Fuseblock and Circuit Breaker Options

Max Heater Amps	1 Heater Contactor		2 Heater Contactors		3 Heater Contactors		4 Heater Contactors	
	Fuseblock List Price (\$US)	Circuit Breaker List Price (\$US)	Fuseblock List Price (\$US)	Circuit Breaker List Price (\$US)	Fuseblock List Price (\$US)	Circuit Breaker List Price (\$US)	Fuseblock List Price (\$US)	Circuit Breaker List Price (\$US)
24	174	1,301						
30	231	2,025						
35	231	2,025	231	2,402	344	2,580		
40	231	2,025	231	2,402	344	2,580		
48	231	2,025	231	2,402	344	2,580		
60			323	4,040	494	4,265	532	4,466
96			414	4,067	565	5,435	683	5,602
144					715	5,619	934	6,747
192							940	6,817

Dual Compressor Units require 2 Fuseblocks & 2 Circuit Breaker, 1 per compressor. Up to 2 contactors/compressor.



# AIR-COOLED CONDENSING UNITS

## Low Charge - 20-30 HP Condensing Units

The Low Charge dual scroll compressor condensing units feature energy-efficient variable speed EC condenser fan motors and are circuited for R448A and R449A/B low GWP refrigerants. Models incorporate features from our award-winning QV-Series Condensing Units™ and Quantum Air™ Condensers such as the innovative floating coil design with generously sized condensers for energy savings, swept wing fan blades for optimal air flow, and LED lighted control panel and hinged venturi panels for easy access. A floored compressor cabinet with removable compressor tray, service convenience outlet, hinged and removable access panels, integral liquid subcooling circuit, and paint protected galvanized steel housing are all standard features of these units.



### STANDARD FEATURES

- Scroll compressors
- 900 RPM Variable Speed EC Condenser Fan Motors
- Available as dual compressor configurations from 20 to 30 HP
- All models are non-flooded and include electronic fan cycling control
- Prepainted gray exterior/ G60 galvanized steel outdoor cabinet construction
- Heavy gauge G90 galvanized steel frame
- Award-winning floating coil design with generously sized condensers for energy savings
- Mechanically formed pre-bent tubing reduces potential leaks
- Enhanced tube design
- Separate power and control electrical panels
- Swept wing fan/Venturi improves airflow and sound
- Crankcase heater
- Pump down switch
- Hinged and removable access panels
- Flip top hinged Venturi panels for easy servicing
- Floored compressor cabinet with removable compressor tray
- LED control and compressor panel lighting
- 110V service convenience outlet
- Service gauge hooks
- Color-coded high and low pressure hoses
- Thru-the-door non-fused disconnect switch
- Suction line isolation valve
- Liquid line isolation valve with sight glass
- Liquid line injection on low temp. models
- Sealed liquid line filter
- Single point alarm with liquid line solenoid lockout
- Control circuit and condenser fan fusing
- Condenser fan contactors
- UL and cUL listed for outdoor use

### Low Charge Nomenclature:

CONFIGURABLE BASE MODEL								
R	B	O	D	20	M	4S	E	A
Brand	Style	Compressor Style	Compressor Configuration	Horsepower	Temperature Range	Refrigerant Type	Voltage Code	Vintage
R - Russell	B - Non-Flooded	O - Scroll	D - Dual Piped		L - Low M - Medium	4S - R-448A & R-449A/B	E - 208-230/3/60 G - 460/3/60	

Note(s):

1. 50 Hz available. Contact Factory for additional information.

**For specific model DOE AWEF values in a given application, please refer to this product line's corresponding Sales/Marketing Brochure found on our website.**

# AIR-COOLED CONDENSING UNITS



## Low Charge - 20-30 HP Condensing Units

### Scroll Compressor - Dual Compressor - Configurable Base Models

	Nom. H.P.	Model Number	Comp. Model Number (2 per Unit)	Non-Flooded		4 Year Compressor Protection Plan (NET PRICE ADDER \$US)
				208-230/3	460/3	
Medium Temp.	20	RBOD020M4S*A	ZB76K5E	141,175	143,675	1,566
	26	RBOD026M4S*A	ZB95K5E	145,713	148,288	1,802
	30	RBOD030M4S*A	ZB114K5E	162,988	165,825	1,844
Low Temp.	20	RBOD020L4S*A	ZF34K5E	155,675	160,800	1,566
	26	RBOD026L4S*A	ZF41K5E	167,738	173,225	1,802
	30	RBOD030L4S*A	ZF49K5E	181,438	183,738	1,844

Factory Mounted Options & Shipped-Loose Accessories are found on Pages 99 - 100.

\* Represents Voltage 208-230/3/60 (E) or 460/3/60 (G)

"-" = Not Available

### Factory Installed Options - Dual Compressor - Compressor & Electrical Options

Option Description (All Options are Factory Mounted unless otherwise noted)	List Price Adder (\$US)
Liquid Line Filter (Replaceable Core)	6,684
Suction Line Filter (Sealed)	3,962
Suction Line Filter (Replaceable Core)	5,318
Suction Accumulator	7,778
Oil Separator	5,396
Receiver	18,284
Heated & Insulated Receiver (Must Add Receiver Option)	3,884
Electronic Oil Float	7,072
Condenser Coatings	Contact Factory



# AIR-COOLED CONDENSING UNITS

## Low Charge - 20-30 HP Condensing Units

### Defrost Kit Nomenclature

DL	A	24	-
Kit Designator	Heater Contactor QTY	Max Total Heater Amp Value	Special Kit Codes
	A - 1, B - 2, C - 3, D - 4		-1: 1 Evaporator with Multiple Heater Feeds -2: 2 Evaporators with Multiple Heater Feeds PP: Pressure Prop Kits for Large Evaporators

When selecting defrost kit, use the next higher amp value above the defrost load.  
All kits include 1 fan contactor and are suitable for 1 or 3 phase loads.  
Electrical resistance loads greater than 48 amps must be split into multiple circuits.

### Factory Installed Options - Defrost Kits - Dual Compressor Models

DEFROST KITS	AVAILABLE CONTROLS	DUAL PRICE (\$US)	SINGLE PRICE (\$US)
TMR ONLY	DUAL/SINGLE	1,790	895
DLA24	DUAL ONLY	4,931	
DLA24PP	DUAL ONLY	4,931	
DLA30	DUAL ONLY	5,125	
DLA30PP	DUAL ONLY	5,125	
DLA35	DUAL ONLY	5,770	
DLA35PP	DUAL ONLY	5,770	
DLA40	DUAL ONLY	5,770	
DLA40PP	DUAL ONLY	5,770	
DLA48	DUAL ONLY	5,770	
DLA48PP	DUAL ONLY	5,770	
DLB60-1	DUAL ONLY	7,656	
DLB60-1PP	DUAL ONLY	7,656	
DLB96-1	DUAL ONLY	9,274	
DLB96-1PP	DUAL ONLY	9,274	
DLB35	DUAL/SINGLE	7,364	3,682
DLB35PP	DUAL/SINGLE	7,364	3,682
DLB40	DUAL/SINGLE	7,364	3,682
DLB40PP	DUAL/SINGLE	7,364	3,682
DLB48	DUAL/SINGLE	7,364	3,682
DLB48PP	DUAL/SINGLE	7,364	3,682
DLB60	DUAL/SINGLE	7,656	3,828
DLB60PP	DUAL/SINGLE	7,656	3,828
DLB96	DUAL/SINGLE	9,274	4,637
DLB96PP	DUAL/SINGLE	9,274	4,637
DLD144-2	SINGLE ONLY		7,317
DLD144-2PP	SINGLE ONLY		7,317
DLD192-2	SINGLE ONLY		7,690
DLD192-2PP	SINGLE ONLY		7,690

Defrost Kit selected is per compressor for Dual compressor models. Up to 2 contactors/compressor.

\*Defrost Kit Available with Pressure Prop Kit for Large Evaporators (Special Kit Code: PP)

\*\*Defrost Kit Available for Evaporator with Multiple Heater Feeds (Special Kit Code: -1)


\*\*\*Defrost Kit Available for Evaporator with Multiple Heater Feeds & Pressure Prop Kit (Special Kit Code: -1PP)

# WATER-COOLED CONDENSING UNITS



## Next-Gen WC-Series - 1/2 - 6 HP Water-Cooled Condensing Units

Next-Gen WC-Series™ Water Cooled Condensing Units capitalize on the Next-Gen MiniCon's award-winning design success. This exciting product offering features greater serviceability, increased unit efficiency, and is compatible for use with low GWP refrigerants. The improvements start with mechanically formed pre-bent tubing for reduced leak potential, high efficiency water cooled coaxial condenser and heat exchange, base mounted shut-off valves, a large electrical control panel with removable door and abundant room for standard components and system accessories along with color-coded and numbered point-to-point wiring that assist in easy service and unit maintenance.



### STANDARD FEATURES

- Hermetic or quiet and efficient Scroll compressor
- High efficiency water cooled coaxial condenser
- Base mounted shut-off valves
- Liquid line kit with filter/drier and sight glass with moisture indicator
- Suction and discharge service valves (as required)
- Compressor contactor or start kit (as required)
- Suction line piping (filter optional)
- Color-coded point-to-point wiring
- Large electrical panel with hinged/removable door
- Refrigerant receiver with isolation valve and pressure relief plug
- Adjustable high pressure (auto reset) and low pressure (auto reset) controls
- Electronic defrost timer with defrost contactor/relay on low temperature models (2 evaps. maximum)
- Electronic air defrost timer (Medium temperature models only)
- UL and cUL listed for indoor use

### Next-Gen WC-Series Nomenclature:

CONFIGURABLE BASE MODEL							
R	W	O	500	E	4S	E	A
Brand	Style	Compressor Style	Horsepower	Temperature Range	Refrigerant Type	Voltage Code	Vintage
R - Russell	W - Water-Cooled	H - Hermetic O - Scrolls		E - Extended Medium L - Low M - Medium	4S - Multiple Refrigerants 44 - R-404A	D - 208-230/1/60 E - 208-230/3/60 G - 460/3/60	



# WATER-COOLED CONDENSING UNITS

## Next-Gen WC-Series - 1/2 - 6 HP Water-Cooled Condensing Units

### Water-Cooled - Hermetic Compressor - Configurable Base Models

Includes Liquid Line Kit with Filter/Drier and Sight Glass with Moisture Indicator, and Defrost Timer or Kit

	Frame Size	Nom. H.P.	Compressor Model Number	Model Number	List Price (\$US)			4 Year Compressor Protection Plan (NET PRICE ADDER \$US)	Approx. Ship Weight (lbs)
					208-230/1/60	208-230/3/60	460/3/60		
EXTENDED MEDIUM TEMPERATURE	FW1	1/2	RST45C1E	RWH055E4S*A	7,391	-	-	169	152
	FW1	1/2	RST55C1E	RWH080E4S*A	7,545	-	-	169	156
	FW1	3/4	RST64C1E	RWH090E4S*A	7,773	-	-	169	160
	FW1	3/4	RST70C1E	RWH100E4S*A	8,394	8,679	-	169	167
	FW2	1	RST97C1E	RWH125E4S*A	8,996	8,925	-	191	195
	FW2	1-1/2	CS10K6E	RWH150E44*A	8,746	9,177	10,237	191	205
	FW2	2	CS12K6E	RWH200E44*A	9,660	10,493	-	209	228
	FW3	2-1/2	CS14K6E	RWH250E44*A	10,368	11,118	11,807	209	235
	FW3	3	CS18K6E	RWH300E44*A	12,268	12,705	13,208	229	253
	FW4	3	CS20K6E	RWH325E44*A	12,858	13,338	13,773	229	273
LOW TEMP.	FW1	1-1/2	CF06K6E	RWH150L44*A	8,793	9,028	-	191	195
	FW2	2	CF09K6E	RWH200L44*A	9,133	9,367	10,104	209	243
	FW3	3	CF12K6E	RWH300L44*A	12,963	13,277	13,491	229	255

1. Factory Mounted Options & Shipped-Loose Accessories are found on Page 104.
2. "\*" represents Voltage. "D" for 208-230/1/60, "E" for 280-230/3/60 and "G" for 460/3/60

"-" = Not Available

# WATER-COOLED CONDENSING UNITS



## Next-Gen WC-Series - 1/2 - 6 HP Water-Cooled Condensing Units

### Water-Cooled - Scroll Compressor - Configurable Base Models

Includes Liquid Line Kit with Filter/Drier and Sight Glass with Moisture Indicator, and Defrost Timer or Kit

	Frame Size	Nom. H.P.	Compressor Model Number	Model Number	List Price (\$US)			4 Year Compressor Protection Plan (NET PRICE ADDER \$US)	Approx. Ship Weight (lbs)
					208-230/1/60	208-230/3/60	460/3/60		
MEDIUM TEMP.	FW1	1/2	ZB06KAE	RWO060M4S*A	13,203	13,223	-	312	195
	FW1	1/2	ZB07KAE	RWO080M4S*A	13,334	13,379	-	312	195
	FW1	1	ZB08KAE	RWO100M4S*A	13,464	13,552	-	312	195
EXTENDED MEDIUM TEMPERATURE	FW1	1-1/3	ZS09KAE	RWO130E4S*A	13,612	13,749	14,253	312	195
	FW2	1-1/2	ZS11KAE	RWO150E4S*A	14,562	14,702	15,204	312	205
	FW2	1-3/4	ZS13KAE	RWO180E4S*A	14,910	15,046	15,549	312	210
	FW3	2	ZS15KAE	RWO200E4S*A	15,168	15,304	15,808	312	215
	FW3	2-1/2	ZS19KAE	RWO250E4S*A	15,343	15,512	16,107	312	230
	FW4	3	ZS21KAE	RWO300E4S*A	15,575	15,774	16,464	408	305
	FW4	3-1/2	ZS26KAE	RWO350E4S*A	16,547	16,760	17,251	408	325
	FW4	4	ZS29KAE	RWO400E4S*A	17,075	17,312	17,787	427	352
	FW4	4-1/2	ZS33KAE	RWO450E4S*A	16,858	17,097	17,718	427	375
	FW4	6	ZS38K4E	RWO500E4S*A	17,702	17,946	18,711	438	383
	FW4	6-1/2	ZS45K4E	RWO600E4S*A	-	20,712	21,045	438	405
	LOW TEMPERATURE	FW2	1	ZF03KAE	RWO100L4S*A	13,834	14,597	-	312
FW2		1-1/3	ZF04KAE	RWO130L4S*A	14,174	14,851	-	312	230
FW2		1-1/2	ZF05KAE	RWO160L4S*A	14,614	15,200	-	312	230
FW2		2	ZF07KAE	RWO230L4S*A	15,439	15,644	16,134	312	230
FW3		2-1/2	ZF08K4E	RWO250L4S*A	15,972	16,197	16,370	312	240
FW3		3	ZF09K4E	RWO300L4S*A	16,359	16,601	18,589	408	245
FW3		3-1/2	ZF11K4E	RWO350L4S*A	17,100	17,344	17,751	408	255
FW4		4	ZF13K4E	RWO400L4S*A	17,837	18,067	18,477	427	352
FW4		5	ZF15K4E	RWO500L4S*A	18,067	18,291	18,716	438	367
FW4	6	ZF18K4E	RWO600L4S*A	-	20,621	21,741	438	383	

1. Factory Mounted Options & Shipped-Loose Accessories are found on Page 104
2. "\*" represents Voltage. "D" for 208-230/1/60, "E" for 280-230/3/60 and "G" for 460/3/60

"-" = Not Available



# WATER-COOLED CONDENSING UNITS

## Next-Gen WC-Series - 1/2 - 6 HP Water-Cooled Condensing Units

### Options

Option Description (All Options are Factory Mounted unless otherwise noted)	H.P Range/ Cabinet	List Price Adder (\$US)
Water Regulating Valve (Shipped-Loose)	0.5 - 2.0	945
	2.5 - 3.5	1,025
	4.0 - 4.5	1,151
	5.0 - 6.5	1,695
Liquid Line with Premium Components: Replaceable Core Filter/Drier & Sight Glass	FW4	789
Suction Line Components: Sealed Filter	FW1	513
	FW2-FW4	611
Suction Line Components: Replaceable Core Filter	FW4	1,797
Suction Accumulator (Cannot be ordered without Suction Line components)	FW1	790
	FW2-FW4	1,220
Pumpdown Toggle Switch	ALL	505
Phase Loss Monitor*	ALL	1,755
Cupronickle Heat Exchanger	ALL	Contact Factory
Two-Tiered Stacking Rack (Shipped-Loose)	ALL	Contact Factory

1, If ordering a Replaceable Core Suction Filter, a Replaceable Core Liquid Line Filter must also be ordered. If ordering a Replaceable Core Liquid Line Filter, a Replaceable Core Suction Filter must also be ordered.

\* Only available on units that are 3 Phase.

For Defrost Kit Options, please see pages 70 - 71.




# AIR-COOLED CONDENSERS



## Quantum Air™ Large Air-Cooled Condensers

Our award-winning remote Air Cooled Condensers feature an innovative design that provides a wide array of solutions focusing on performance, energy efficiency, reduced sound output, and other attributes to meet the needs of grocery, supermarket, industrial cooling and commercial warehousing industries. For easy installation and serviceability, the units feature lifting eyes, hinged leg design, LED control panel lighting, and hinged fan panels. The condensers are available with 1 to 14 fans in single and double fan width models with vertical or horizontal air flow.



### STANDARD FEATURES

- Inverter Duty rail mounted motors
- Vertical air flow
- Motors with inherent thermal overload protection
- 3/8"refrigerant saving copper tube, aluminum fin coils\*
- 650 PSIG working pressure
- Vinyl coated heavy gauge steel fan guards
- Swept wing fan/Venturi improves airflow and sound
- Hinged Venturi panels for easy servicing
- Hinged leg design for simple installation
- Proprietary floating coil design
- Thru-the-door non-fused disconnect switch
- Heavy gauge painted galvanized steel construction
- Heavy duty lifting eyes for equipment rigging
- UL and cUL listed for outdoor use
- LED control panel lighting

\*Models with 1 to 4 fans in length have 3/8" copper tubing, which results in using less refrigerant. Models with 5 to 7 fans in length use 1/2" copper tubing

### Quantum Air™ Large Air-Cooled Condensers Nomenclature:

CONFIGURABLE BASE MODEL							
R	D	D	087	G	D	3	A
Brand	Series	Width	Capacity*	Voltage	Motor	Number of Fans	Vintage
R - Russell	D - Condenser	S - Single Wide D - Double Wide	MBTUH	E - 208-230/3/60 G - 460/3/60 N - 200-220/3/50 Q - 380/3/50 X - Non-Catalogued	B - 1140 RPM, 1.5 HP D - 850 RPM, 1.5 HP L - 850 RPM, 1 HP E - 550 RPM, 1/3 HP G - 900 RPM Rail Mount Variable Speed EC K - 1200 RPM Rail Mount Variable Speed EC	1 - 7	

\*Capacity at 10 FPI per 1°F TD



# AIR-COOLED CONDENSERS

## Quantum Air™ Large Air-Cooled Condensers

### Models with 1140 RPM, 1.5 HP Motors

	Model Number	List Price (\$US)				Fan Configuration	Approx. Net Weight (lbs)
		8 FPI	10 FPI	12 FPI	14 FPI		
Single Fan Width	RDS004^B1A	10,913	11,564	12,215	12,865	1 x 1	350
	RDS006^B1A	13,892	14,543	15,194	15,844	1 x 1	375
	RDS007^B1A	15,516	16,167	16,818	17,468	1 x 1	400
	RDS012^B2A	23,476	24,127	24,778	25,428	1 x 2	725
	RDS015^B2A	32,068	32,719	33,370	34,020	1 x 2	750
	RDS018^B2A	37,878	38,529	39,180	39,830	1 x 2	775
	RDS022^B3A	47,243	47,894	48,545	49,195	1 x 3	1,125
	RDS027^B3A	54,792	55,443	56,094	56,744	1 x 3	1,150
	RDS030^B4A	66,138	66,789	67,440	68,090	1 x 4	1,500
	RDS036^B4A	74,559	75,210	75,861	76,511	1 x 4	1,525
	RDS039^B5A	82,685	83,336	83,987	84,637	1 x 5	1,875
	RDS047^B5A	95,774	96,425	97,076	97,726	1 x 5	1,900
	RDS056^B6A	114,753	115,404	116,055	116,705	1 x 6	2,275
	RDS065^B7A	134,919	135,570	136,221	136,871	1 x 7	2,650
Double Fan Width	RDD022^B2A	49,089	49,740	50,391	51,041	2 x 2	1,500
	RDD030^B2A	64,676	65,327	65,978	66,628	2 x 2	1,525
	RDD036^B2A	74,993	75,644	76,295	76,945	2 x 2	1,550
	RDD045^B3A	97,075	97,726	98,377	99,027	2 x 3	2,275
	RDD054^B3A	113,021	113,672	114,323	114,973	2 x 3	2,300
	RDD059^B4A	130,172	130,823	131,474	132,124	2 x 4	3,025
	RDD072^B4A	149,546	150,197	150,848	151,498	2 x 4	3,050
	RDD078^B5A	166,021	166,672	167,323	167,973	2 x 5	3,775
	RDD094^B5A	192,481	193,132	193,783	194,433	2 x 5	3,800
	RDD113^B6A	230,130	230,781	231,432	232,082	2 x 6	4,550
	RDD131^B7A	271,129	271,780	272,431	273,081	2 x 7	5,300

Factory Installed Options and Shipped-Loose Accessories are located on pages 112 - 113.

^ Represents Voltage. "E" - 208-230/3/60, "G" - 460/3/60, "N" - 200-220/3/50 or "Q" - 380/3/50

# AIR-COOLED CONDENSERS



## Quantum Air™ Large Air-Cooled Condensers

### Models with 850 RPM, 1.5 HP Motors

	Model Number	List Price (\$US)				Fan Configuration	Approx. Net Weight (lbs)
		8 FPI	10 FPI	12 FPI	14 FPI		
Single Fan Width	RDS004^D1A	10,801	11,452	12,103	12,753	1 x 1	350
	RDS005^D1A	13,805	14,456	15,107	15,757	1 x 1	375
	RDS007^D1A	15,384	16,035	16,686	17,336	1 x 1	400
	RDS010^D2A	23,992	24,643	25,294	25,944	1 x 2	725
	RDS014^D2A	31,972	32,623	33,274	33,924	1 x 2	750
	RDS015^D2A	35,383	36,034	36,685	37,335	1 x 2	775
	RDS021^D3A	47,522	48,173	48,824	49,474	1 x 3	1,125
	RDS024^D3A	53,630	54,281	54,932	55,582	1 x 3	1,150
	RDS028^D4A	64,724	65,375	66,026	66,676	1 x 4	1,500
	RDS032^D4A	72,342	72,993	73,644	74,294	1 x 4	1,525
	RDS035^D5A	79,356	80,007	80,658	81,308	1 x 5	1,875
	RDS043^D5A	94,739	95,390	96,041	96,691	1 x 5	1,900
	RDS052^D6A	113,810	114,461	115,112	115,762	1 x 6	2,275
	RDS060^D7A	133,530	134,181	134,832	135,482	1 x 7	2,650
Double Fan Width	RDD019^D2A	47,365	48,016	48,667	49,317	2 x 2	1,500
	RDD028^D2A	64,492	65,143	65,794	66,444	2 x 2	1,525
	RDD031^D2A	70,251	70,902	71,553	72,203	2 x 2	1,550
	RDD041^D3A	96,273	96,924	97,575	98,225	2 x 3	2,275
	RDD048^D3A	108,867	109,518	110,169	110,819	2 x 3	2,300
	RDD055^D4A	130,236	130,887	131,538	132,188	2 x 4	3,025
	RDD065^D4A	145,632	146,283	146,934	147,584	2 x 4	3,050
	RDD069^D5A	159,299	159,950	160,601	161,251	2 x 5	3,775
	RDD086^D5A	190,454	191,105	191,756	192,406	2 x 5	3,800
	RDD103^D6A	228,382	229,033	229,684	230,334	2 x 6	4,550
	RDD121^D7A	267,744	268,395	269,046	269,696	2 x 7	5,300

Factory Installed Options and Shipped-Loose Accessories are located on pages 112 - 113.

^ Represents Voltage. "E" - 208-230/3/60, "G" - 460/3/60, "N" - 200-220/3/50 or "Q" - 380/3/50



# AIR-COOLED CONDENSERS

## Quantum Air™ Large Air-Cooled Condensers

### Models with 850 RPM, 1.0 HP Motors

	Model Number	List Price (\$US)				Fan Configuration	Approx. Net Weight (lbs)
		8 FPI	10 FPI	12 FPI	14 FPI		
Single Fan Width	RDS004^L1A	10,095	10,746	11,397	12,047	1 x 1	350
	RDS006^L1A	13,068	13,719	14,370	15,020	1 x 1	375
	RDS008^L1A	15,621	16,272	16,923	17,573	1 x 1	400
	RDS010^L2A	22,573	23,224	23,875	24,525	1 x 2	725
	RDS012^L2A	28,308	28,959	29,610	30,260	1 x 2	750
	RDS015^L2A	34,088	34,739	35,390	36,040	1 x 2	775
	RDS019^L3A	44,992	45,643	46,294	46,944	1 x 3	1,125
	RDS023^L3A	51,304	51,955	52,606	53,256	1 x 3	1,150
	RDS026^L4A	62,443	63,094	63,745	64,395	1 x 4	1,500
	RDS030^L4A	70,559	71,210	71,861	72,511	1 x 4	1,525
	RDS032^L5A	76,277	76,928	77,579	78,229	1 x 5	1,875
	RDS040^L5A	93,345	93,996	94,647	95,297	1 x 5	1,900
	RDS048^L6A	112,740	113,391	114,042	114,692	1 x 6	2,275
	RDS056^L7A	132,025	132,676	133,327	133,977	1 x 7	2,650
Double Fan Width	RDD017^L2A	44,191	44,842	45,493	46,143	2 x 2	1,500
	RDD026^L2A	62,419	63,070	63,721	64,371	2 x 2	1,525
	RDD030^L2A	70,587	71,238	71,889	72,539	2 x 2	1,550
	RDD038^L3A	94,685	95,336	95,987	96,637	2 x 3	2,275
	RDD046^L3A	109,938	110,589	111,240	111,890	2 x 3	2,300
	RDD051^L4A	127,332	127,983	128,634	129,284	2 x 4	3,025
	RDD060^L4A	144,390	145,041	145,692	146,342	2 x 4	3,050
	RDD063^L5A	154,890	155,541	156,192	156,842	2 x 5	3,775
	RDD080^L5A	189,773	190,424	191,075	191,725	2 x 5	3,800
	RDD097^L6A	228,045	228,696	229,347	229,997	2 x 6	4,550
	RDD113^L7A	267,349	268,000	268,651	269,301	2 x 7	5,300

Factory Installed Options and Shipped-Loose Accessories are located on pages 112 - 113.

^ Represents Voltage. "E" - 208-230/3/60, "G" - 460/3/60, "N" - 200-220/3/50 or "Q" - 380/3/50

These models fulfill California Title 24 condenser efficiency requirements when utilizing Variable Frequency Drives and 10 FPI coils.

# AIR-COOLED CONDENSERS



## Quantum Air™ Large Air-Cooled Condensers

### Models with 550 RPM, 1/3 HP Motors

	Model Number	List Price (\$US)				Fan Configuration	Approx. Net Weight (lbs)
		8 FPI	10 FPI	12 FPI	14 FPI		
Single Fan Width	RDS004^E1A	11,655	12,306	12,957	13,607	1 x 1	350
	RDS005^E1A	13,723	14,374	15,025	15,675	1 x 1	375
	RDS006^E1A	15,460	16,111	16,762	17,412	1 x 1	400
	RDS008^E2A	23,625	24,276	24,927	25,577	1 x 2	725
	RDS011^E2A	30,934	31,585	32,236	32,886	1 x 2	750
	RDS012^E2A	34,140	34,791	35,442	36,092	1 x 2	775
	RDS016^E3A	47,648	48,299	48,950	49,600	1 x 3	1,125
	RDS018^E3A	52,094	52,745	53,396	54,046	1 x 3	1,150
	RDS021^E4A	65,480	66,131	66,782	67,432	1 x 4	1,500
	RDS025^E4A	73,181	73,832	74,483	75,133	1 x 4	1,525
	RDS028^E5A	83,314	83,965	84,616	85,266	1 x 5	1,875
	RDS032^E5A	92,057	92,708	93,359	94,009	1 x 5	1,900
	RDS040^E6A	117,072	117,723	118,374	119,024	1 x 6	2,275
	RDS046^E7A	136,971	137,622	138,273	138,923	1 x 7	2,650
Double Fan Width	RDD016^E2A	51,206	51,857	52,508	53,158	2 x 2	1,500
	RDD021^E2A	65,480	66,131	66,782	67,432	2 x 2	1,525
	RDD025^E2A	72,549	73,200	73,851	74,501	2 x 2	1,550
	RDD032^E3A	100,738	101,389	102,040	102,690	2 x 3	2,275
	RDD037^E3A	110,019	110,670	111,321	111,971	2 x 3	2,300
	RDD043^E4A	134,982	135,633	136,284	136,934	2 x 4	3,025
	RDD050^E4A	149,859	150,510	151,161	151,811	2 x 4	3,050
	RDD055^E5A	172,245	172,896	173,547	174,197	2 x 5	3,775
	RDD063^E5A	188,526	189,177	189,828	190,478	2 x 5	3,800
	RDD080^E6A	238,787	239,438	240,089	240,739	2 x 6	4,550
	RDD093^E7A	277,800	278,451	279,102	279,752	2 x 7	5,300

Factory Installed Options and Shipped-Loose Accessories are located on pages 112 - 113.

^ Represents Voltage. "E" - 208-230/3/60, "G" - 460/3/60, "N" - 200-220/3/50 or "Q" - 380/3/50

These models fulfill California Title 24 condenser efficiency requirements when utilizing Variable Frequency Drives and 10 FPI coils.



# AIR-COOLED CONDENSERS

## Quantum Air™ Large Air-Cooled Condensers

### Models with 1200 RPM, Variable Speed EC Motors

	Model Number	List Price (\$US)				Fan Configuration	Approx. Net Weight (lbs)
		8 FPI	10 FPI	12 FPI	14 FPI		
Single Fan Width	RDS005^K1A	19,798	20,449	21,100	21,750	1 x 1	350
	RDS006^K1A	22,779	23,430	24,081	24,731	1 x 1	375
	RDS008^K1A	24,403	25,054	25,705	26,355	1 x 1	400
	RDS013^K2A	41,248	41,899	42,550	43,200	1 x 2	725
	RDS016^K2A	49,838	50,489	51,140	51,790	1 x 2	750
	RDS019^K2A	55,651	56,302	56,953	57,603	1 x 2	775
	RDS024^K3A	73,902	74,553	75,204	75,854	1 x 3	1,125
	RDS028^K3A	81,448	82,099	82,750	83,400	1 x 3	1,150
	RDS032^K4A	101,683	102,334	102,985	103,635	1 x 4	1,500
	RDS038^K4A	110,103	110,754	111,405	112,055	1 x 4	1,525
	RDS041^K5A	127,114	127,765	128,416	129,066	1 x 5	1,875
	RDS049^K5A	140,204	140,855	141,506	142,156	1 x 5	1,900
	RDS059^K6A	168,071	168,722	169,373	170,023	1 x 6	2,275
RDS069^K7A	197,121	197,772	198,423	199,073	1 x 7	2,650	
Double Fan Width	RDD023^K2A	84,637	85,288	85,939	86,589	2 x 2	1,500
	RDD032^K2A	100,220	100,871	101,522	102,172	2 x 2	1,525
	RDD038^K2A	110,539	111,190	111,841	112,491	2 x 2	1,550
	RDD047^K3A	150,389	151,040	151,691	152,341	2 x 3	2,275
	RDD057^K3A	166,337	166,988	167,639	168,289	2 x 3	2,300
	RDD063^K4A	201,262	201,913	202,564	203,214	2 x 4	3,025
	RDD075^K4A	220,633	221,284	221,935	222,585	2 x 4	3,050
	RDD082^K5A	254,884	255,535	256,186	256,836	2 x 5	3,775
	RDD099^K5A	281,341	281,992	282,643	283,293	2 x 5	3,800
	RDD118^K6A	336,762	337,413	338,064	338,714	2 x 6	4,550
RDD138^K7A	395,548	396,199	396,850	397,500	2 x 7	5,300	

Factory Installed Options and Shipped-Loose Accessories are located on pages pages 112 - 113.

^ Represents Voltage. "E" - 208-230/3/60, "G" - 460/3/60, "N" - 200-220/3/50 or "Q" - 380/3/50

# AIR-COOLED CONDENSERS



## Quantum Air™ Large Air-Cooled Condensers

### Models with 900 RPM, Variable Speed EC Motors

	Model Number	List Price (\$US)				Fan Configuration	Approx. Net Weight (lbs)
		8 FPI	10 FPI	12 FPI	14 FPI		
Single Fan Width	RDS004^G1A	19,798	20,449	21,100	21,750	1 x 1	350
	RDS005^G1A	22,779	23,430	24,081	24,731	1 x 1	375
	RDS007^G1A	24,403	25,054	25,705	26,355	1 x 1	400
	RDS010^G2A	41,248	41,899	42,550	43,200	1 x 2	725
	RDS014^G2A	49,838	50,489	51,140	51,790	1 x 2	750
	†RDS015^G2A	55,651	56,302	56,953	57,603	1 x 2	775
	RDS021^G3A	73,902	74,553	75,204	75,854	1 x 3	1,125
	†RDS025^G3A	81,448	82,099	82,750	83,400	1 x 3	1,150
	RDS028^G4A	101,683	102,334	102,985	103,635	1 x 4	1,500
	†RDS033^G4A	110,103	110,754	111,405	112,055	1 x 4	1,525
	RDS035^G5A	127,114	127,765	128,416	129,066	1 x 5	1,875
	†RDS044^G5A	140,204	140,855	141,506	142,156	1 x 5	1,900
	†RDS052^G6A	168,071	168,722	169,373	170,023	1 x 6	2,275
	†RDS061^G7A	197,121	197,772	198,423	199,073	1 x 7	2,650
Double Fan Width	RDD020^G2A	84,637	85,288	85,939	86,589	2 x 2	1,500
	RDD028^G2A	100,220	100,871	101,522	102,172	2 x 2	1,525
	†RDD032^G2A	110,539	111,190	111,841	112,491	2 x 2	1,550
	RDD042^G3A	150,389	151,040	151,691	152,341	2 x 3	2,275
	†RDD049^G3A	166,337	166,988	167,639	168,289	2 x 3	2,300
	RDD056^G4A	201,262	201,913	202,564	203,214	2 x 4	3,025
	†RDD065^G4A	220,633	221,284	221,935	222,585	2 x 4	3,050
	RDD070^G5A	254,884	255,535	256,186	256,836	2 x 5	3,775
	†RDD087^G5A	281,341	281,992	282,643	283,293	2 x 5	3,800
	†RDD105^G6A	336,762	337,413	338,064	338,714	2 x 6	4,550
	†RDD122^G7A	395,548	396,199	396,850	397,500	2 x 7	5,300

Factory Installed Options and Shipped-Loose Accessories are located on pages 112 - 113.

^ Represents Voltage. "E" - 208-230/3/60, "G" - 460/3/60, "N" - 200-220/3/50 or "Q" - 380/3/50

† These selected models fulfill California Title 24 condenser efficiency requirements when utilizing 10 FPI coils.



## Quantum Air™ Large Air-Cooled Condensers

### Quantum Air™ Large Air-Cooled Condensers Options

	Fan Configuration												
	1 X 1	1 X 2	1 X 3	1 X 4	1 X 5	1 X 6	1 X 7	2 X 2	2 X 3	2 X 4	2 X 5	2 X 6	2 X 7
<b>Disconnect Options</b>													
Through the door non-fused disconnect	Standard												
Through the door fused disconnect	714	714	1,207	1,372	1,505	1,647	1,783	1,372	1,647	2,124	2,608	3,091	3,571
Main Power Circuit Breaker	1,463	1,463	1,812	1,812	1,812	1,812	1,812	1,812	1,812	1,940	1,940	1,940	1,940
Bladed Safety Switch, Non-fused	1,303	1,303	2,511	2,511	2,511	2,511	2,511	2,511	2,511	3,170	3,170	3,170	3,170
110 VAC - 20 Amp Convenience Outlet powered by separate building feed or transformer	525	525	525	525	525	525	525	525	525	525	525	525	525
<b>Fan Cycling Options - Requires Contactor Option</b>													
Ambient fan cycling†	-	1,454	1,982	2,642	3,298	3,958	4,619	1,454	1,982	2,642	3,298	3,958	4,619
Mechanical Pressure fan cycling (per circuit) W/O Header†	-	2,187	2,395	3,189	3,989	4,787	5,580	2,187	2,395	3,189	3,989	4,787	5,580
Mechanical Pressure fan cycling (per circuit) W/ Header†	-	2,787	3,588	4,389	5,193	5,994	6,811	2,787	3,588	4,389	5,193	5,994	6,811
Electronic Pressure fan cycling (per circuit) W/O Header†	-	2,269	2,844	4,722	6,604	8,483	9,964	2,269	2,844	4,722	6,604	8,483	9,964
Electronic Pressure fan cycling (per circuit) W/ Header†	-	3,222	5,100	6,978	8,864	10,326	12,133	3,222	5,100	6,978	8,864	10,326	12,133
<b>Note: Header fan is continuous run and not cycled.</b>													
<b>Electronic Header End Fan Speed Control - Req. Contactor &amp; Fan Cycle on 1x2 and Larger</b>													
Variable speed header end fan (1 or 2 Circuit) ambient controlled†	Contact Factory												
Variable speed header end fan (1 or 2 Circuit) Electronic control - pressure†	Contact Factory												
<b>Variable Frequency Drive (VFD)</b>													
VFD Package - Shipped Loose†	Contact Factory												
VFD Package - Factory Mounted†	Contact Factory												
<b>Control Boards - Items with this mark also ‡ require the contactor option</b>													
CPC relay board + xfmr (1x1 thru 2x4 config) ‡	4,694	4,694	4,694	4,694	4,694	4,694	4,694	4,694	4,694	4,694	-	-	-
CPC relay boards (2)+ xfmr (2x5 thru 2x7 config) ‡	-	-	-	-	-	-	-	-	-	-	8,802	8,802	8,802
CPC relay board condenser split 50/50 (1 board + relay)	4,884	4,884	4,884	4,884	4,884	4,884	4,884	4,884	4,884	4,884	4,884	4,884	4,884
CPC analog speed control board and transformer	4,914	4,914	4,914	4,914	4,914	4,914	4,914	4,914	4,914	4,914	4,914	4,914	4,914
DANFOSS relay board + xfmr (1x1 thru 2x4 config) ‡	4,711	4,711	4,711	4,711	4,711	4,711	4,711	4,711	4,711	4,711	-	-	-
DANFOSS relay boards (2) + xfmr (2x5 thru 2x7 config) ‡	-	-	-	-	-	-	-	-	-	-	9,658	9,658	9,658
DANFOSS relay board condenser split 50/50 (relay) ‡	6,919	6,919	6,919	6,919	6,919	6,919	6,919	6,919	6,919	6,919	6,919	6,919	6,919
DANFOSS analog speed control board and transformer	5,440	5,440	5,440	5,440	5,440	5,440	5,440	5,440	5,440	5,440	5,440	5,440	5,440
VSEC Stand alone motor control (C450)	Contact Factory												
<b>Control Options</b>													
Control Circuit Breaker (2P - 15A)	472	472	472	472	472	472	472	472	472	472	472	472	472
Control circuit transformer†	889	889	889	889	889	889	889	889	889	889	889	889	889

\* Multiple valves or manifolds are required for multi-circuit condensers.

\*\* Contact Application Engineering to obtain price quotes for special fin materials or coatings.

† This option is not available for condensers with VSEC motors.

†† Units with VSEC motors include individual circuit breaker. Paired circuit breakers are not available.

“-” = Not Available

**Quantum Air™ Large Air-Cooled Condensers Options continued on next page.**





## Quantum Air™ Large Air-Cooled Condensers

### Quantum Air™ Large Air-Cooled Condensers Options

	Fan Configuration												
	1 X 1	1 X 2	1 X 3	1 X 4	1 X 5	1 X 6	1 X 7	2 X 2	2 X 3	2 X 4	2 X 5	2 X 6	2 X 7
<b>Fan Control Options (Contactors)</b>													
Individual Motor Contactors†	374	748	1,122	1,496	1,870	2,244	2,618	1,496	2,244	2,992	3,740	4,488	5,236
Paired Motor Contactors†	-	-	-	-	-	-	-	748	1,122	1,496	1,870	2,244	2,618
NEMA rated Contactors - Individual†	1,533	3,066	4,599	6,132	7,665	9,198	10,731	6,132	9,198	12,264	15,330	18,396	21,462
NEMA rated Contactors - PAIRED†	-	-	-	-	-	-	-	3,066	4,599	6,132	7,665	9,198	10,731
Individual motor fuses†	377	754	1,131	1,508	1,885	2,262	2,639	1,508	2,262	3,016	3,770	4,524	5,278
Paired motor fuses†	-	-	-	-	-	-	-	754	1,131	1,508	1,885	2,262	2,639
Individual circuit breakers††	1,045	2,090	3,135	4,180	5,225	6,270	7,315	4,180	6,270	8,360	10,450	12,540	14,630
Paired circuit breakers††	-	-	-	-	-	-	-	2,090	3,135	4,180	5,225	6,270	7,315
Individual motor terminal boards†	265	530	795	1,060	1,325	1,590	1,855	1,060	1,590	2,120	2,650	3,180	3,710
Paired motor terminal blocks†	-	-	-	-	-	-	-	530	795	1,060	1,325	1,590	1,855
Fan toggle switches - per fan (to control contactors)†	157	314	471	628	785	942	1,099	628	942	1,256	1,570	1,884	2,198
Fan toggle switches - PAIRED (to control contactors)†	-	-	-	-	-	-	-	314	471	628	785	942	1,099
Fan toggle switches - per fan (to control Motors)†	714	1,428	2,142	2,856	3,570	4,284	4,998	2,856	4,284	5,712	7,140	8,568	9,996
Fan toggle switches - PAIRED (to control Motors)†	-	-	-	-	-	-	-	1,428	2,142	2,856	3,570	4,284	4,998
<b>Build Options**</b>													
Horizontal Air Discharge	1,055	1,542	2,273	2,789	3,280	3,774	4,234	3,088	4,497	5,576	6,559	7,543	8,471
Stainless Steel Housing	Contact Application Engineering												
Leg length - 21" or 30" - Standard Vertical air discharge	221	440	658	658	658	812	1,031	440	658	658	658	812	1,031
Leg length - 46" (Vertical air discharge only)	263	521	779	779	779	959	1,213	521	779	779	779	959	1,213
Box Style Leg at every location- 25" (Vertical air discharge only)	765	1,147	1,531	1,912	2,294	2,675	3,059	1,147	1,531	1,912	2,294	2,675	3,059
Sealtite wiring to motor rail	328	407	617	832	1,025	1,238	1,443	832	1,238	1,647	2,063	2,473	2,871
Sealtite wiring to electrical box	1,090	2,177	3,267	4,356	5,443	6,532	7,623	4,356	6,532	8,710	10,889	13,066	15,244
Condenser Base with 18" legs (Vertical air discharge only)	2,669	3,852	5,038	7,215	8,729	10,007	11,623	3,852	5,038	7,215	8,729	10,407	12,089
Condenser Base with 30 or 46" legs (Vertical air discharge only)	2,858	4,231	5,602	7,145	9,670	11,096	12,894	4,231	5,602	7,971	9,670	11,539	13,409
Condenser / Receiver Assembly (Vertical air discharge only)	Contact Application Engineering												
Header End control panel mounting (Specify location change)	No Additional Charge for this Feature												

\* Multiple valves or manifolds are required for multi-circuit condensers.

\*\* Contact Application Engineering to obtain price quotes for special fin materials or coatings.

† This option is not available for condensers with VSEC motors.

†† Units with VSEC motors include individual circuit breaker. Paired circuit breakers are not available.


"-" = Not Available



# AIR-COOLED CONDENSERS

## Small Air-Cooled Condensers

Our small Remote Air Cooled Condensers' innovative design provides a wide array of solutions focusing on performance, energy efficiency, reduced sound output and other requirements to meet the needs of the grocery, supermarket, industrial cooling and commercial warehousing industries.



### STANDARD FEATURES

- Direct drive motor arrangement
- Vertical air flow
- 1075 or 850 RPM motors
- Motors with inherent thermal overload protection
- Copper tube, aluminum fin coils
- Leak tested at 450 PSIG
- Vinyl coated heavy gauge steel fan guards
- Heavy gauge galvanized steel construction for superior corrosion resistance
- Internal divider isolates fan cells (2 fan models)

### OPTIONS

- Fan cycling head pressure control (2 fan models)
- Variable speed fan control (header end fan only)
- Flooded head pressure control
- Sub-cooling circuit
- Horizontal air flow
- Multi-circuited coils
- Wide selection of fin coatings and materials

### Small Air-Cooled Condensers Nomenclature:

CONFIGURABLE BASE MODEL												
R	D	S	007	D	A	2	B	1	2	A	1	A
I	II	III	IV	V	VI	VII	VIII	IX	X	XI	XII	XIII
<b>I. Model Series</b> R – Russell						<b>IX. Coil Material and Coating Options*</b> 1 – Aluminum fins 2 – Copper fins 3 – Al + AST coating 6 – Al + Heresite 7 – Al + Polyester coat - Pre Coated Fin Material X – Other						
<b>II. Unit Type</b> D – Condenser						<b>X. Housing Material and Coatings*</b> 2 – Galvanized                      7 – Stainless Steel 316L X – Other						
<b>III. Series</b> S – Single fan wide						<b>XI. Unit Design Configuration</b> A – Vertical Fan Discharge, Standard Legs E – Vertical Fan Discharge, 30" Legs N – Horizontal Fan Discharge, Standard Legs						
<b>IV. Capacity – Three Number Characters</b>						<b>XII. Circuit Splitting Options</b> 1 – Full 2 – 50/50 X – Other						
<b>V. Voltage Code</b> A – 115V/1/60                      G – 460V/3/60 D – 208-230V/1/60                      X – Other E – 208-230V/3/60                      Codes D, E, F, and G can be used F – 460V/1/60                              with 50 or 60 Hz power						<b>XIII. Revision Code – Single Alphanumeric Character</b> A – Initial Release						
<b>VI. Motor/Fan Type</b> A – 1075 RPM, 0.33 HP, Metal Blade C – 850 RPM, 0.25 HP, Metal Blade H – 1075 RPM, 0.5 HP Totally Enclosed, Metal Blade X – Other						* Contact Application Engineering to obtain price quotes for special fin materials or coatings.						
<b>VII. Length in Fans – 1 or 2</b>												
<b>VIII. Coil Density</b> A – 8 fpi B – 10 fpi                              D – 14 fpi C – 12 fpi                              X – Other												

# AIR-COOLED CONDENSERS



## Small Air-Cooled Condensers

1075 RPM .33 HP MOTORS			
Model Number	10 FPI List Price	Fan Configuration	Approx Net Weight (LBS.)
RDS001DA1B12A1A	\$3,970	1 x 1	80
RDS002DA1B12A1A	5,208	1 x 1	86
RDS003DA1B12A1A	5,817	1 x 1	107
RDS005DA1B12A1A	10,633	1 x 1	116
RDS007DA2B12A1A	13,315	1 x 2	164
RDS009DA2B12A1A	16,298	1 x 2	179
RDS011DA2B12A1A	18,299	1 x 2	195

850 RPM .25 HP MOTORS			
Model Number	10 FPI List Price	Fan Config.	Approx Net Weight (LBS.)
RDS001DC1B12A1A	\$4,353	1 x 1	80
RDS002DC1B12A1A	6,245	1 x 1	86
RDS003DC1B12A1A	7,140	1 x 1	107
RDS004DC1B12A1A	11,270	1 x 1	116
RDS006DC2B12A1A	13,901	1 x 2	164
RDS008DC2B12A1A	17,476	1 x 2	179
RDS009DC2B12A1A	18,995	1 x 2	195

1075 RPM .33 HP MOTORS - Totally Enclosed			
Model Number	10 FPI List Price	Fan Config.	Approx. Net Weight (LBS.)
RDS001DH1B12A1A	\$5,776	1 x 1	80
RDS002DH1B12A1A	7,016	1 x 1	86
RDS003DH1B12A1A	7,627	1 x 1	107
RDS005DH1B12A1A	12,438	1 x 1	116
RDS007DH2B12A1A	16,930	1 x 2	164
RDS009DH2B12A1A	19,911	1 x 2	179
RDS011DH2B12A1A	21,911	1 x 2	195

### POSITION V - Available Voltage Options\*

Voltage Code	Adders Per Fan section	Available Based Upon Position VI - Motor Options
A-115/1/60	N/C	Only available with motor option A
D-208-230/1/60	—	Available with motor options A & C
E-208-230/3/60	\$212	Available with motor options A, C
F-460/1/60	N/C	Available with motor options A & C
G-460/3/60	\$212	Available with motor options A, C

Note: "N/A" = Not available, "N/C" = No additional charge, "—" = Base Model Feature

### POSITION VI - Available Motor / Fan Type Options

Motor Type	Adder Per Fan	Available Based Upon Position V - Voltage Options
A- 1075, 0.33HP	—	Available in Voltage codes A, D, E, F, G
C- 850 RPM, 0.25HP	—	Available in Voltage codes D, E, F, G
H - 1075, 0.5 HP	—	Available in Voltage codes E, G

Note: "N/A" = Not available, "N/C" = No additional charge, "—" = Base Model Feature

### Position - VII - Indicates Length in Fans (1 or 2)

### Position - VIII - Coil Density Options Price Add or Deduct (8FPI)

Fan Configuration	A - 8 FPI	B - 10 FPI	C - 12 FPI	D - 14 FPI
1 X 1	(\$532)	—	\$651	\$1,303
1 X 2	(\$1,062)	—	\$1,303	\$2,599

Note: "N/A" = Not available, "N/C" = No additional charge, "—" = Base Model Feature

### Position - IX - Coil Material and Coating Options\*\*

Aluminum fins (Standard) / Copper fins / Other

No Coating (Standard) / Al + AST coating / Al + Heresite coating / Al + Polyester coat - Pre Coated Fin Material / Other

### Position - X - Housing Material and Coating Options\*\*

Galvanized (Standard) / Aluminum / Stainless Steel 316L / Other

### Position - XI - Unit Design Configuration

Leg Configuration	Fan Config. 1 x 1	Fan Config. 1 x 2
A - Vertical Fan Discharge, Standard 15" Legs	—	—
E - Vertical Fan Discharge, 30" Legs	\$235	\$235
N - Horizontal Fan Discharge, Standard Legs	—	—

### Position - XII - Circuit Splitting Options\*\*

Full (Standard) / 50/50 / Multi-Circuiting / Subcooling Circuit / Other

### Available Options\*\*

Fan cycling head pressure control (2 fan model only)  
Variable speed fan control (header end fan only)  
Flooded head pressure control (shipped loose)

### Notes:

\* Codes D, E, F and G can be used with 50 or 60 Hz power.

\*\* Contact Application Engineering to obtain price quotes for special fin materials, coating, circuit splitting and available options.

1. Horizontal discharge orientation is available using standard leg arrangement code A.
2. Floating coil is not available for small condensers.



# Russell

## LIST PRICE BOOK MAY 2022 SUPERSEDES ALL EARLIER VERSIONS

Prices effective 5/1/22

### Principal Terms and Conditions of Sale

1. **Applicable Law and Terms of Sale:** All orders shall be subject to the following terms and conditions notwithstanding any additional or contrary printed terms and conditions of Buyer. Such additional or contrary terms shall not bind Seller unless accepted in writing even though such terms do not materially alter the terms hereof. No oral statements, warranties, stipulations, representations or terms shall have any binding effect or be any part of the contract whatsoever.
2. **Orders:** All orders must be in writing and will be binding when our order acknowledgment is mailed. Orders are accepted subject to strikes, fires, accidents, and other causes beyond our reasonable control. Acceptance of your order is conditioned upon an agreement to hold us harmless by reason of delivery delays.
3. **Prices:** Prices are subject to change without notice, and all quotations, unless otherwise specified, are binding only for immediate acceptance. Prices are based on material made to Seller's standard tolerances, unless otherwise specified.
4. **Freight:** All products are shipped FOB Point of Shipment with full freight allowed on single orders with a net price value of \$10,000.00 or more, except surface coils and parts, within the continental USA (excluding Alaska and Hawaii). Shipments to destinations outside the continental USA, that meet freight allowance requirements, will incur charges for the additional transport beyond the USA border. Seller reserves the choice of transportation mode, carrier, and shipping point. If special routing (dedicated/contract haul, flatbed delivery, appointment to meet a crane, etc.) is required/requested for a purchase order of \$10,000.00 or greater, Buyer will be assessed a special delivery charge per truck. Charges of \$80 per hour resulting from excessive unloading time, beyond the allotted "free time" (two hours per stop on partial loads and/or full truck loads), as defined by the carrier, is subject to being passed on to the customer. The responsibility of the Seller shall cease upon delivery of product in good condition to a common carrier (TL, LTL, FLATBED, ETC. Since all goods are shipped at Buyer's risk, they should be examined carefully before signing delivery receipt. If common carrier tenders delivery of goods in damaged condition or if packages delivered do not correspond with the number called for on the freight bill, Buyer should insist on common carrier's agent (DRIVER) making notation of the condition of shortages or damage on delivery receipt. The Buyer should never refuse freight from the common carrier. Filing freight claims are under the responsibility of the Buyer, and this will enable them to secure prompt payment of claim for damaged or lost material. Sometimes damage or loss is not readily apparent, so it is suggested that Buyer thoroughly inspect each shipment as soon as it is received for concealed loss or damage. Refer to HTPG's 2019 Freight Policy for further information.
5. **Taxes:** Any sales, use, excise, or similar tax payable by Seller which is or may be imposed by any taxing authority upon manufacture, sale or delivery of goods covered by any order or any increase in rate of any such tax now in force, shall be added to the sales price; if not collected at the time of payment of sales price, Buyer will hold Seller harmless.
6. **Limited Warranty:** Seller warrants against defect in materials and workmanship in products which it manufactures for (1) year from date of installation or up to (18) eighteen months from the date of shipment, whichever event occurs first, when properly installed and operated under normal use. This guarantee does not include any labor or other charges made outside of the Seller's factory for replacement or repair of defective parts unless specifically stated in the body of the Sellers invoice. On parts not manufactured by Seller, such as motors, controls, valves and compressors we extend to the Buyer the same warranties made to us by the manufacturer. Sellers only liability under this warranty or otherwise shall be the repair or replacement (at Seller's option) of non-conforming goods or parts. Seller assumes no liability for incidental or consequential damages such as injury to person or property, or lost profits.
7. **THIS GUARANTEE SUPERSEDES AND IS IN LIEU OF ANY AND ALL OTHER WARRANTIES BY LAW OR CUSTOM, EITHER EXPRESSED OR IMPLIED INCLUDING, BUT NOT LIMITED BY THIS ENUMERATION, ANY GUARANTEE AS TO QUALITY OR FITNESS FOR ANY PARTICULAR PURPOSE, EXCEPT AS SET FORTH ABOVE. NO PERSON, AGENT, OR DEALER IS AUTHORIZED TO GIVE ANY WARRANTIES ON BEHALF OF SELLER NOR TO ASSUME FOR SELLER ANY OTHER LIABILITY IN CONNECTION WITH ANY OF THE SELLER'S PRODUCTS.**
8. **Delivery:** Seller shall not be liable for any delays in or failure of delivery due to acts of God or public authority, labor disputes, accidents, fires, floods, extreme weather conditions, failure of and delays by carriers, shortages of material, delays of a supplier, and any other cause beyond Seller's control. In no event shall Seller be liable for consequential or special damages arising out of a delay in or failure of delivery. Failure to meet estimated ship dates will not be considered sufficient cause of cancellation of orders.
9. **Cancellations and Returned Goods:** Permission to return any part or product must be obtained from Seller and may be subject to a restocking charge. Credits for new material accepted for return will be at the original sales price or current market price, whichever is lower, less handling and restocking charges. Buyer must prepay all transportation charges. Any costs for putting material in condition for resale will be charged to the Buyer. Shipment of material returned without factory authorization or not properly tagged with a Return Material Authorization Number or not freight prepaid cannot be received by Seller. Obsolete products or material made to special order are not returnable.
10. **Catalog Materials and Drawings:** Seller is not responsible for typographical errors or other errors of omission in Seller's catalogs or drawings.
11. **Late Charge Provision:** Buyer agrees to pay a late charge of 1-1/2% per month (18% per year) for any invoice or bill not paid within (30) thirty days of the date of the billing invoice.
12. **Choices of law, Disputes:** This agreement and the performance of the parties hereunder shall be construed in accordance with and governed by the laws of the State of Georgia and shall be deemed made in the state. Buyer irrevocably consents to the exclusive jurisdiction of the courts of Fulton County, on all matters arising out of or relating to this sale and Buyer further irrevocably consents to service of process by certified mail, return receipt requested, at Buyers address set forth in the order acknowledgement.

The above terms and conditions apply to all orders placed with the Seller. Buyer acknowledges having read and understood these terms and conditions and agrees to abide by them upon placement of any order with the Seller. In the event it becomes necessary to refer the account to a collection agency or to institute legal action to obtain payment of the account, Buyer agrees to pay all reasonable attorney fees and court costs incurred by such action.



# Russell

Tel (256) 259-7400  
EQUIPMENT ORDERS - 1-800-288-9488 or [equipment@htpg.com](mailto:equipment@htpg.com)  
PARTS - 1-855-HTPARTS (1-855-487-2787) or [parts@htpg.com](mailto:parts@htpg.com)  
VISIT US ON THE WEB AT <http://russell.htpg.com>