




DELAWARE STATE UNIVERSITY FOOTBALL



HISTORY & RECORDS





DELAWARE STATE

RUSHING RECORDS



GENE LAKE



TERRANCE HOOVER



FABIAN THORNE

RUSHING YARDS (GAME)

336	Gene Lake (33 att.)	Liberty	11/10/84
255	Fabian Thorne (36 att.)	Morgan St.	10/21/95
245	Gene Lake (27 att.)	Howard	11/3/84
233	Reggie Barnes (16 att.)	Ark.-Pine Bluff	10/15/88
230	Kareem Jones (35 att.)	WSSU	11/8/08
225	Grayland King (22 att.)	SCSU	10/28/00
209	Gene Lake (26 att.)	SCSU	9/18/84
188	Terrence Hoover (17 att.)	SCSU	9/14/85
185	Bryan Jenkins (32 att.)	Norfolk St.	9/28/96
178	Gene Lake (22 att.)	Liberty	10/22/83

RUSHING YARDS (SEASON)

1,722	Gene Lake	238 att.	1984
1,336	Reggie Barnes	233 att.	1988
1,296	Fabian Thorne	240 att.	1995
1,230	Emmanuel Marc	187 att.	2006
1,200	Mike Murray	226 att.	1991
1,191	Terrence Hoover	205 att.	1987
1,186	Grayland King	178 att.	2000
1,127	Maurice Foster	219 att.	2001
1,089	Fabian Thorne	205 att.	1994
1,086	Terrence Hoover	208 att.	1986

RUSHING YARDS (CAREER)

3,517	Terrence Hoover	556 att.	1984-87
3,282	Reggie Barnes	548 att.	1985-88
3,123	Gene Lake	480 att.	1982-84
2,951	Mike Murray	591 att.	1988-91
2,654	Steve Davis	--	1967-70
2,401	Phil Anderson	423 att.	1991-94
2,385	Fabian Thorne	445 att.	1994-95
2,283	Grayland King	419 att.	1997-00
1,808	Johnny Rowe	411 att.	1979-82
1,769	Maurice Foster	364 att.	1998-01

RUSHING ATTEMPTS (GAME)

36	Fabian Thorne (255 yards)	Morgan St.	10/21/95
35	Jaashawn Jones (143 yards)	at WSSU	11/7/09
35	Kareem Jones (230 yards)	WSSU	11/8/08
35	Mike Murray (169 yards)	Howard	11/23/91
33	Gene Lake (336 yards)	Liberty	11/10/84
32	Bryan Jenkins (185 yards)	Norfolk St.	9/28/96
32	Herbert White (167 yards)	Florida A&M	10/13/90
32	Fabian Thorne (141 yards)	Howard	11/19/94
32	Chris Strother (139 yards)	Florida A&M	9/4/08
32	Lucious Goodwine (131 yards)	UMES	10/2/76
31	Maurice Foster (164 yards)	Howard	10/17/01

RUSHING ATTEMPTS (SEASON)

240	Fabian Thorne	1,296	1995
238	Gene Lake	1,722	1984
233	Reggie Barnes	1,336	1988
226	Mike Murray	1,200	1991
226	Rodney Roy	885	2005
219	Maurice Foster	1,127	2001
208	Terrence Hoover	1,086	1986
208	Johnny Rowe	1,039	1981
205	Terrence Hoover	1,191	1987
205	Fabian Thorne	1,089	1994

RUSHING ATTEMPTS (CAREER)

591	Mike Murray	2,951	1988-91
556	Terrence Hoover	3,517	1984-87
548	Reggie Barnes	3,282	1985-88
480	Gene Lake	3,123	1982-84
445	Fabian Thorne	2,385	1994-95
423	Phil Anderson	2,401	1991-94
419	Grayland King	2,283	1997-00
411	Johnny Rowe	1,808	1979-82
364	Maurice Foster	1,769	1998-01
357	Rodney Roy	1,229	2004-05

RUSHING TOUCHDOWNS (GAME)

6	Gene Lake	Howard	11/3/84
4	Vashon Winton	Florida A&M	9/4/08
4	Maurice Foster	Howard	10/17/01
4	Grayland King	South Carolina State	10/28/00
4	Terrence Hoover	South Carolina State	10/31/87
3	Vashon Winton	North Carolina A&T	10/14/06
3	Emmanuel Marc	Concord (W.Va.)	11/4/06
3	Maurice Foster	Howard	11/20/99
3	Fabian Thorne	Bethune-Cookman	10/1/94
3	Phil Anderson	Fayetteville State	9/4/93
3	Bert Watson	Morgan State	10/23/93
3	Dakiel Shorts	Bethune-Cookman	9/19/92
3	Mike Murray	North Carolina A&T	11/9/91
3	Doug Reed	Youngstown State	9/14/91
3	Doug Reed	Towson State	9/22/90
3	Reggie Barnes	District of Columbia	9/19/87
3	Terrence Hoover	South Carolina State	9/14/85
3	Steve Holiday	North Carolina A&T	9/22/84
3	Gene Lake	Liberty Baptist	11/10/84

RUSHING TOUCHDOWNS (SEASON)

20	Gene Lake	1984
13	Fabian Thorne	1994
12	Steven Davis	1970
12	Terrence Hoover	1987
12	Grayland King	2000
12	Maurice Foster	2001
12	Emmanuel Marc	2006
11	Steve Davis	1970
10	Vashon Winton	2008
10	Phil Anderson	1993
10	Bert Watson	1993
10	Dakiel Shorts	1992
10	Phil Anderson	1992
10	Reggie Barnes	1986
10	Gene Lake	1983

RUSHING TOUCHDOWNS (CAREER)

35	Gene Lake	1982-84
29	Phil Anderson	1991-94
28	Reggie Barnes	1985-88
26	Terrence Hoover	1984-87
25	Vashon Winton	2005-08
22	Grayland King	1997-00
22	Fabian Thorne	1994-95
21	Mike Murray	1988-91
20	Maurice Foster	1998-01
16	Dakiel Shorts	1991-92

LONGEST RUN FROM SCRIMMAGE (YDS.)

90	Dwayne Henry	Towson State	10/26/85
87	Gene Lake	Liberty Baptist	11/10/84
86	Grayland King	Howard	11/21/98
80	Grayland King	Bethune-Cookman	10/7/00
80	Andrei Francis	Northwestern State	9/13/03
80	Durmont Perry	Florida A&M	10/19/96
80	Aaron Spears	Morgan State	10/23/93
80	Reggie Barnes	Bethune-Cookman	10/5/86
80	Dwayne Henry	Towson State	10/29/83
78	Chris Strother	Bethune-Cookman	10/11/08

RUSHING YARDS PER GAME (SEASON)

172.2	Gene Lake	1,722/10 games	1984
133.6	Reggie Barnes	1,336/10 games	1988
119.1	Terrence Hoover	1,191/10 games	1987
117.8	Fabian Thorne	1,296/11 games	1995
111.8	Emmanuel Marc	1,230/11 games	2006

RUSHING YARDS PER GAME (CAREER)

124.9	Gene Lake	3,123/25 games	1982-84
108.4	Fabian Thorne	2,385/22 games	1994-95
95.1	Terrence Hoover	3,517/37 games	1984-87
82.0	Mike Murray	2,951/36 games	1988-91
80.0	Reggie Barnes	3,282/41 games	1985-88

UNIVERSITY FOOTBALL



100-YARD RUSHING GAMES (181 Total)

100-YARD RUSHING LEADERS (BY YEAR)

Year	Name	Att.	Yds.	TD
1970	Steve Davis	183	980	11
1971	Norman Hayes	N/A	337	N/A
1972	Isaac Muns	N/A	594	N/A
1973	No Record			
1974	No Record			
1975	Norman Hayes	94	326	2
1976	Lucious Goodwine	123	483	3
1977	Lucious Goodwine	148	660	2
1978	Baron Harmon	120	400	0
1979	Anthony Beamon	157	631	5
1980	Johnny Rowe	113	444	2
1981	Johnny Rowe	208	1039	4
1982	Doug Picott	147	664	4
1983	Gene Lake	190	1069	10
1984	Gene Lake	238	1722	20
1985	Terrance Hoover	112	962	8
1986	Terrance Hoover	208	1086	3
1987	Terrance Hoover	205	1191	12
1988	Reggie Barnes	233	1336	5
1989	Michael Murray	181	902	7
1990	Michael Murray	158	708	5
1991	Michael Murray	226	1200	9
1992	Dakiel Shorts	112	769	10
1993	Phil Anderson	155	1082	10
1994	Fabian Thorne	205	1089	13
1995	Fabian Thorne	240	1296	9
1996	Thalamus Trammel	96	605	3
1997	Bryan Jenkins	154	766	6
1998	Grayland King	64	404	3
1999	Grayland King	167	667	2
2000	Grayland King	178	1186	12
2001	Maurice Foster	219	1127	12
2002	Dwayne Jenkins	98	398	1
2003	Afumiya McFadden	66	206	1
2004	Afumiya McFadden	112	438	5
2005	Rodney Roy	226	885	8
2006	Emmanuel Marc	187	1230	12
2007	Kareem Jones	169	705	2
2008	Chris Strother	123	577	1
2009	Jaashawn Jones	151	632	5
2010	Jaashawn Jones	161	724	4

YDS	PLAYER	OPPONENT	DATE	ATTEMPTS
336	Gene Lake	Liberty Baptist	Nov. 10, 1984	33
255	Fabian Thorne	Morgan State	Oct. 21, 1995	36
245	Gene Lake	Howard	Nov. 3, 1984	27
233	Reggie Barnes	Arkansas-Pine Bluff	Oct. 15, 1988	16
230	Kareem Jones	Winston-Salem State	Nov. 8, 2008	35
225	Grayland King	So. Carolina State	Oct. 28, 2000	22
209	Gene Lake	So. Carolina State	Sep. 8, 1984	26
188	Terrence Hoover	So. Carolina State	Sep. 14, 1985	17
185	Bryan Jenkins	Norfolk State	Sep. 28, 1996	32
178	Gene Lake	Liberty	Oct. 22, 1983	22
177	Maurice Foster	North Carolina A&T	Nov. 24, 2001	26
176	Terrence Hoover	Ark.-Pine Bluff	Nov. 14, 1987	22
174	Gene Lake	James Madison	Oct. 6, 1984	30
174	Gene Lake	Northeastern	Sep. 16, 1984	22
171	Kareem Jones	Coastal Carolina	Sep. 1, 2007	24
171	Terrence Hoover	Northern Iowa	Sep. 28, 1985	14
170	Johnny Rowe	Howard	Oct. 10, 1981	22
169	Michael Murray	Howard	Nov. 23, 1991	24
167	Emmanuel Marc	North Carolina A&T	Oct. 14, 2006	19
167	Michael Murray	Jackson State	Oct. 5, 1991	35
167	Herbert White	Florida A&M	Oct. 13, 1990	32
165	Emmanuel Marc	Howard	Nov. 18, 2006	21
165	Fabian Thorne	Morgan State	Oct. 22, 1994	24
165	Anthony Beamon	Kentucky State	Oct. 27, 1979	18
164	Reggie Barnes	No. Carolina A&T	Nov. 5, 1988	22
164	Gene Lake	So. Carolina State	Sep. 10, 1983	14
163	Gene Lake	Towson	Oct. 20, 1984	29
162	Maurice Foster	Howard	Nov. 17, 2001	31
160	Michael Murray	Northeastern	Nov. 16, 1991	27
160	Michael Murray	No. Carolina A&T	Nov. 4, 1989	22
159	Grayland King	Howard	Nov. 18, 2000	22
156	Fabian Thorne	Rhode Island	Sep. 2, 1995	19
156	Reggie Barnes	Southern (La.)	Aug. 30, 1986	16
156	Johnny Rowe	Towson	Oct. 31, 1981	23
155	Terrence Hoover	Northeastern	Nov. 8, 1986	18
152	Wendell Watson	So. Carolina State	Nov. 2, 1991	13
152	Doug Reed	Towson	Sep. 22, 1990	8
151	Ralph Kimmerlin	Shaw	Nov. 6, 1976	14
150	Dwayne Jenkins	Morgan State	Oct. 26, 2002	23
149	Maurice Foster	Millersville	Sep. 8, 2001	30
149	Fabian Thorne	Howard	Nov. 18, 1995	26
149	Phil Anderson	No. Carolina A&T	Nov. 6, 1993	16
149	Terrence Hoover	No. Carolina A&T	Nov. 8, 1986	25
149	Johnny Rowe	No. Carolina A&T	Oct. 17, 1981	19
147	Bryan Jenkins	Cheyney	Sep. 6, 1997	25
147	Phil Anderson	Liberty	Nov. 13, 1993	23
146	Grayland King	Bethune-Cookman	Oct. 7, 2000	13
146	Reggie Barnes	Howard	Nov. 19, 1988	31
145	Phil Anderson	Fayetteville State	Sep. 4, 1993	14
144	Jaashawn Jones	North Carolina A&T	Oct. 16, 2010	30
144	Thalamus Trammel	Morgan State	Oct. 26, 1996	10
144	Reggie Barnes	Bethune-Cookman	Oct. 1, 1988	28
144	Johnny Rowe	Central State	Nov. 15, 1980	16
143	Jaashawn Jones	Winston-Salem State	Nov. 7, 2009	35
143	Maurice Foster	Howard	Nov. 20, 1999	27
143	Dakiel Shorts	So. Carolina State	Oct. 31, 1992	14
143	Tony Bethea	Towson	Sep. 22, 1990	16
143	Gene Lake	Central State	Oct. 27, 1984	24
142	Johnny Rowe	E. Illinois	Nov. 21, 1981	14
141	Fabian Thorne	Howard	Nov. 19, 1994	32
140	Michael Murray	Towson	Sep. 21, 1991	23
140	Terrence Hoover	Morgan State	Sep. 19, 1987	24
139	Chris Strother	Florida A&M	Sep. 4, 2008	32
139	Rodney Roy	Morgan State	Oct. 22, 2005	28
139	Dakiel Shorts	No. Carolina A&T	Nov. 9, 1991	16
138	Michael Murray	Morgan State	Oct. 26, 1991	24
138	Terrence Hoover	Towson	Oct. 24, 1987	28
138	Gene Lake	No. Carolina A&T	Sep. 22, 1984	21
137	Rodney Roy	Norfolk State	Nov. 12, 2005	21
137	Lucious Goodwine	Morgan State	Oct. 22, 1977	23
136	Phil Anderson	Morgan State	Oct. 23, 1993	13
135	Kareem Jones	Hampton	Sep. 29, 2007	26
135	Michael Murray	Howard	Nov. 17, 1990	25
134	Fabian Thorne	Bethune-Cookman	Oct. 1, 1994	19
134	Michael Murray	Northeastern	Sep. 8, 1990	26
134	Reggie Barnes	Morgan State	Oct. 22, 1988	28
133	Rodney Roy	Millersville	Sep. 10, 2005	16
133	Aaron Spears	Morgan State	Oct. 23, 1993	8
132	Mac Harrison-Dixon	Bethune-Cookman	Oct. 2, 1993	6

continued on page 78




DELAWARE STATE


RUSHING RECORDS

100-YARD RUSHING GAMES (CONT.)

YDS	PLAYER	OPPONENT	DATE	ATT.
132	Pat Spencer	Bethune-Cookman	Sep. 29, 1984	11
131	Fabian Thorne	Rhode Island	Nov. 12, 1994	27
131	Lucious Goodwine	UMES	Oct. 2, 1976	32
130	Jaashawn Jones	Howard	Nov. 21, 2009	31
130	Emmanuel Marc	Norfolk State	Nov. 11, 2006	17
130	Dean Noel	Grambling State	Sep. 26, 1992	20
130	Terrence Hoover	So. Carolina State	Nov. 1, 1986	11
130	Gene Lake	Towson	Oct. 30, 1082	22
130	Gene Lake	Liberty	Nov. 20, 1982	15
129	Emmanuel Marc	Florida A&M	Sep. 2, 2006	18
129	Reggie Barnes	Bethune-Cookman	Oct. 5, 1996	22
129	Michael Murray	Bethune-Cookman	Oct. 7, 1989	17
128	Terrence Hoover	Howard	Nov. 23, 1985	12
127	Grayland King	Bethune-Cookman	Oct. 20, 1999	25
127	Wendell Watson	Jackson State	Oct. 5, 1991	19
127	John Barber	So. Carolina State	Oct. 29, 1988	9
127	Doug Picott	No. Carolina A&T	Oct. 16, 1982	22
126	Emmanuel Marc	St. Francis	Sep. 9, 2006	5
126	Fabian Thorne	No. Carolina A&T	Nov. 5, 1994	19
126	Reggie Barnes	Bethune-Cookman	Oct. 18, 1986	11
126	Eldridge Comer	Howard	Oct. 9, 1982	26
125	Phil Anderson	Bethune-Cookman	Oct. 2, 1993	14
125	Dakiel Shorts	Morgan State	Oct. 24, 1992	10
125	Dana McLean	Howard	Nov. 21, 1992	21
124	Grayland King	Howard	Nov. 21, 1998	10
124	Reggie Barnes	Western Illinois	Nov. 12, 1988	27
124	Dwayne Henry	Towson	Oct. 29, 1983	12
123	Dennis Hill	Bethune-Cookman	Oct. 4, 1996	12
123	Bert Watson	Bethune-Cookman	Oct. 2, 1993	18
123	Bert Watson	Florida A&M	Oct. 16, 1993	24
122	Kareem Jones	Morgan State	Oct. 20, 2007	28
122	Grayland King	Morgan State	Oct. 21, 2000	13
122	Fabian Thorne	Norfolk State	Sep. 30, 1995	19
122	Terrence Hoover	Howard	Nov. 21, 1987	27
122	Gene Lake	Central State	Nov. 5, 1983	24
120	Terrence Hoover	So. Carolina State	Oct. 31, 1987	29
119	Phil Anderson	So. Carolina State	Oct. 30, 1993	17
119	Michael Murray	Northeastern	Sep. 16, 1989	23
119	Terrence Hoover	Bethune-Cookman	Oct. 3, 1987	13
119	Terrence Hoover	Akron	Oct. 17, 1987	21
119	Rod Lester	No. Carolina A&T	Oct. 16, 1982	9
118	Emmanuel Marc	Concord	Nov. 4, 2006	21
118	Bryan Jenkins	No. Carolina Central	Sep. 21, 1996	22
118	Bert Watson	Morgan State	Oct. 23, 1993	16
117	Jaashawn Jones	Norfolk State	Nov. 14, 2009	29
117	Phil Anderson	Morgan State	Oct. 24, 1992	14
117	Michael Murray	Western Illinois	Sep. 23, 1989	20
117	Anthony Beamon	No. Carolina A&T	Nov. 10, 1979	24
116	Afumiya McFadden	Norfolk State	Nov. 13, 2004	22
116	Dakiel Shorts	Youngstown State	Sep. 12, 1992	11
116	Erik Jones	Grambling State	Sep. 26, 1992	15
116	Terrence Hoover	Towson	Oct. 26, 1985	20
116	Terrence Hoover	No. Carolina A&T	Sep. 22, 1984	11
116	Lucious Goodwine	Kentucky State	Oct. 29, 1977	23
114	Jaashawn Jones	Morgan State	Oct. 23, 2010	22
114	Phil Anderson	Bethune-Cookman	Sep. 19, 1992	15
113	Clay Perry	Cheyney	Sep. 6, 1997	13
113	Gene Lake	UDC	Sep. 24, 1983	13
112	Jaashawn Jones	Morgan State	Oct. 24, 2009	17
112	Phil Anderson	Towson	Oct. 10, 1992	15
112	Reggie Barnes	Eastern Kentucky	Sep. 10, 1988	19
111	Reggie Barnes	Florida A&M	Sep. 3, 1988	21
111	Doug Picott	Virginia State	Oct. 24, 1982	15
111	Lucious Goodwine	UMES	Oct. 1, 1977	18
111	Anthony Beamon	No. Carolina Central	Oct. 15, 1977	28
110	Chris Strother	Bethune-Cookman	Oct. 11, 2008	11
110	Emmanuel Marc	Northwestern State	Oct. 18, 2008	10
110	Maurice Foster	Morgan State	Oct. 20, 2001	11
110	Michael Murray	No. Carolina A&T	Nov. 9, 1991	25
110	Terrence Hoover	Bethune-Cookman	Oct. 5, 1986	15
110	Tyrone McGriff	Bowie State	Oct. 13, 1984	11
110	Johnny Rowe	West Chester	Sep. 26, 1981	30
110	Doug Picott	Howard	Oct. 10, 1981	21
109	Bryan Jenkins	Liberty	Sep. 27, 1997	14
109	Durmort Perry	Florida A&M	Oct. 19, 1996	10
109	Fabian Thorne	No. Carolina A&T	Nov. 4, 1995	9



PHIL ANDERSON



EMMANUEL MARC



REGGIE BARNES


YDS	PLAYER	OPPONENT	DATE	ATT.
109	Fabian Thorne	Liberty	Oct. 8, 1994	18
109	Reggie Barnes	So. Carolina State	Oct. 29, 1988	22
108	Grayland King	Liberty	Sep. 23, 2000	15
107	Bert Watson	Cheyney	Sep. 11, 1993	15
107	Michael Murray	Florida A&M	Oct. 14, 1989	23
107	Reggie Barnes	UDC	Sep. 26, 1987	4
107	Anthony Beamon	Howard	Oct. 8, 1977	15
106	Tahree McQueen	Hampton	Sept. 26, 2009	21
106	Lennox Norville	St. Francis (Pa.)	Sep. 9, 2006	9
106	Rodney Roy	North Carolina A&T	Oct. 15, 2005	29
106	Doug Reed	Towson	Sep. 21, 1991	19
106	Reggie Barnes	Northeastern	Nov. 16, 1985	10
106	Anthony Beamon	Bethune-Cookman	Nov. 3, 1979	31
105	Terrence Hoover	Northeastern	Nov. 16, 1985	10
105	Eldridge Comer	Connecticut	Oct. 12, 1985	16
105	Lucious Goodwine	No. Carolina Central	Oct. 15, 1977	16
104	Bert Watson	No. Carolina A&T	Nov. 6, 1993	23
103	Grayland King	Morgan State	Oct. 23, 1999	30
103	Terrence Hoover	No. Carolina A&T	Nov. 7, 1987	17
102	Vashon Winton	Bethune-Cookman	Oct. 11, 2008	16
102	Bryan Jenkins	Norfolk State	Sep. 20, 1997	23
102	Reggie Barnes	Akron	Oct. 17, 1987	14
102	Dwayne Henry	Towson	Oct. 26, 1985	5
101	Doug Reed	Youngstown State	Sep. 14, 1991	16
100	Dean Noel	Florida A&M	Oct. 17, 1992	18
100	Erik Jones	Liberty	Oct. 12, 1991	9




RECEIVING RECORDS



SHAHEER
MCBRIDE



JOHN
TAYLOR



ALBERT
HORSEY

RECEIVING YARDS (GAME)

223	John Taylor (5 rec.)	St. Paul's	9/21/85
217	Justin Wilson (9 rec.)	at Howard	11/20/10
213	David Jones (11 rec.)	N.C. A&T	11/3/90
206	Shaheer McBride (9 rec.)	St. Francis	9/9/06
198	David Jones (11 rec.)	Liberty	10/6/90
197	John Taylor (9 rec.)	B-CC	9/29/84
196	Damon Daniels (5 rec.)	B-CC	11/11/95
185	David Jones (6 rec.)	B-CC	9/29/90
181	Gregg Lee (4 rec.)	S.C. State	9/13/80
171	David Jones (8 rec.)	Florida A&M	10/13/90

RECEIVING YARDS (SEASON)

1,049	David Jones	53 rec.	1990
992	John Taylor	40 rec.	1985
937	Justin Wilson	59 rec.	2010
852	Shaheer McBride	55 rec.	2006
849	Shaheer McBride	46 rec.	2004
839	Albert Horsey	51 rec.	2000
823	Curtis Thomas	44 rec.	1994
775	Damon Daniels	36 rec.	1996
758	John Taylor	34 rec.	1984
720	Shaheer McBride	50 rec.	2005

RECEIVING YARDS (CAREER)

3,007	Shaheer McBride	201 rec.	2004-07
2,491	Albert Horsey	160 rec.	1997-00
2,426	John Taylor	100 rec.	1982-85
1,958	Tommie Mims	122 rec.	1997-00
1,825	David Jones	101 rec.	1989-90
1,700	Thomas Bolden	126 rec.	2001-04
1,622	Darnerian McCants	83 rec.	1997-00
1,489	Damon Daniels	73 rec.	1995-96
1,441	DeCosta Brown	97 rec.	1975-77
1,380	Phil Anderson	86 rec.	1991-94

RECEPTIONS (GAME)

11	Thomas Bolden (160 yds.)	Morgan State	10/23/04
11	David Jones (198 yds.)	Liberty	10/6/90
11	David Jones (213 yds.)	N.C. A&T	11/3/90
10	Shaheer McBride (91 yds.)	WSSU	11/2/07
9	Justin Wilson (217 yds.)	at Howard	11/20/10
9	Justin Wilson (131 yds.)	vs. S.C. State	10/30/10
9	Rashod Coleman (91 yds.)	Morgan State	10/23/04
9	Derrick Neal (131 yds.)	Howard	11/20/93
9	Phil Anderson (162 yds.)	Florida A&M	10/15/94
9	Albert Horsey (93 yds.)	Elon	9/9/00
9	Shaheer McBride (206 yds.)	St. Francis	9/9/06
9	John Taylor (197 yds.)	B-CC	9/29/84

RECEPTIONS (SEASON)

59	Justin Wilson	937	2010
57	Thomas Bolden	697	2004
55	Shaheer McBride	852	2006
53	David Jones	1,049	1990
51	Albert Horsey	839	2000
50	Shaheer McBride	586	2007
50	Shaheer McBride	720	2005
46	Shaheer McBride	849	2004
45	DeCosta Brown	499	1978
44	Curtis Thomas	823	1994
44	Phil Anderson	696	1994

RECEPTIONS (CAREER)

201	Shaheer McBride	3,007	2004-07
160	Albert Horsey	2,491	1997-00
126	Thomas Bolden	1,700	2001-04
122	Tommie Mims	1,958	1997-00
101	David Jones	1,825	1989-90
100	John Taylor	2,426	1982-85
97	Darius Jackson	1,181	2008-10
97	DeCosta Brown	1,441	1975-77
89	Larrone Moore	1,084	2008-10
86	Phil Anderson	1,380	1991-94

RECEIVING TOUCHDOWNS (GAME)

5	Darnerian McCants	Liberty	9/23/00
5	Darnerian McCants	N.C. A&T	11/4/00
4	Justin Wilson	at Howard	11/20/10
4	Shaheer McBride	St. Francis	9/9/06
3	Albert Horsey	Hampton	9/30/00
3	Albert Horsey	Fayetteville St.	9/16/00
3	Tommie Mims	Howard	11/21/98
3	Damon Daniels	B-CC	11/11/95
3	Curtis Thomas	Morgan State	10/22/94
3	David Jones	Morgan State	10/21/89
3	John Taylor	St. Paul's	9/21/85
3	John Taylor	James Madison	10/8/83

RECEIVING TOUCHDOWNS (SEASON)

18	Darnerian McCants	2000
13	John Taylor	1985
11	Justin Wilson	2010
11	Shaheer McBride	2006
10	John Taylor	1984
9	Shaheer McBride	2007
9	Albert Horsey	2000
9	Tommie Mims	1998
9	David Jones	1990
9	John Taylor	1983
8	Albert Horsey	1999
8	Damon Daniels	1996
8	Curtis Thomas	1994

RECEIVING TOUCHDOWNS (CAREER)

33	Shaheer McBride	2004-07
33	John Taylor	1982-85
26	Darnerian McCants	1997-00
20	David Jones	1989-90
20	Albert Horsey	1997-00
14	Damon Daniels	1995-96
11	Justin Wilson	2008-10
10	DaShaun Morris	2001-02
10	Curtis Thomas	1991-94
9	Thomas Bolden	2001-04
9	Derrick Neal	1992-94

LONGEST PASS RECEPTION (YDS.)

97	John Taylor (J. Baker)	St. Paul's	9/21/85
93	John Taylor (M. Walker)	Southern	11/9/85
92	Greg Lee (S. Warren)	S.C. State	9/13/80
87	Calvin Ford (K. Barnes)	Howard	10/17/01
85	Larrone Moore (A. Glaud)	Southern	9/5/10
79	Darnerian McCants (R. Matthews)	Bucknell	9/25/99
78	Phil Anderson (M. Harrison-Dixon)	Youngstown St.	10/9/93
76	Derrick Neal (E. Jones)	Morgan St.	10/23/93
77	Shaheer McBride (V. Winton)	Millersville	9/10/05
74	Darnerian McCants (R. Brown)	Buffalo	9/13/97

RECEIVING YDS. PER GAME (SEASON)

104.9	David Jones	1,049/10 games	1990
90.2	John Taylor	992/11 games	1985
85.2	Justin Wilson	937/11 games	2010
77.5	Shaheer McBride	852/11 games	2006
77.2	Shaheer McBride	849/11 games	2004
76.3	Albert Horsey	839/11 games	2000

RECEIVING YDS. PER GAME (CAREER)

70.9	Damon Daniels	1,489/21 games	1995-96
66.8	Shaheer McBride	3,007/45 games	2004-07
65.6	John Taylor	2,426/37 games	1982-85
59.3	Albert Horsey	2,491/42 games	1997-00
58.9	David Jones	1,825/31 games	1989-90



DELAWARE STATE

RECEIVING RECORDS

RECEIVING LEADERS (BY YEAR)

Year	Name	No.	Yds.	TD
1970	Pedro Swann	22	348	2
1971	Steve Coleman	7	81	N/A
1972	John Chisholm	19	433	4
1973	No Record			
1974	No Record			
1975	John Chisholm	30	341	4
1976	DeCosta Brown	12	287	1
1977	DeCosta Brown	34	606	2
1978	DeCosta Brown	45	499	3
1979	Walter Samuels	19	282	2
1980	Gregory Lee	26	499	5
1981	Walter Samuels	28	463	0
1982	Eldridge Comer	18	317	2
1983	John Taylor	22	654	9
1984	John Taylor	34	758	10
1985	John Taylor	40	922	13
1986	John Lane	17	339	2
1987	Tim Egerton	21	384	1
1988	Tim Egerton	21	275	0
1989	Tim Egerton	34	525	5
1990	David Jones	53	1049	9
1991	Wendell Watson	5	131	2
1992	Phil Anderson	15	276	0
1993	Derrick Neal	27	598	6
1994	Phil Anderson	44	696	4
	Curtis Thomas	44	823	8
1995	Damon Daniels	37	714	6
1996	Damon Daniels	36	775	8
1997	Albert Horsey	28	385	3
1998	Albert Horsey	43	588	0
1999	Albert Horsey	37	679	8
2000	Albert Horsey	51	839	9
2001	DaShaun Morris	23	469	5
2002	DaShaun Morris	34	564	5
2003	Thomas Bolden	40	586	5
2004	Thomas Bolden	57	697	3
2005	Shaheer McBride	50	720	6
2006	Shaheer McBride	55	852	11
2007	Shaheer McBride	50	586	9
2008	Eddie Brown	36	369	2
2009	Darius Jackson	41	476	0
2010	Justin Wilson	59	937	11

100-YARD RECEIVING GAMES (75 Total)

YDS	PLAYER	OPPONENT	DATE	REC.
223	John Taylor	St. Paul's	Sep. 21, 1985	5
217	Justin Wilson	Howard	Nov. 20, 2010	9
213	David Jones	No. Carolina A&T	Nov. 3, 1990	11
206	Shaheer McBride	St. Francis-Pa.	Sep. 9, 2006	9
198	David Jones	Liberty	Oct. 6, 1990	11
197	John Taylor	Bethune-Cookman	Sep. 29, 1984	9
196	Damon Daniels	Bethune-Cookman	Nov. 11, 1995	5
185	David Jones	Bethune-Cookman	Sep. 29, 1990	6
181	Gregg Lee	So. Carolina State	Sep. 13, 1980	4
171	David Jones	Florida A&M	Oct. 13, 1990	8
170	Darnerian McCants	Buffalo	Sep. 13, 1997	6
170	Phil Anderson	Rhode Island	Nov. 12, 1994	8
169	Curtis Thomas	Morgan State	Oct. 22, 1994	4
168	Thomas Bolden	Bucknell	Sep. 6, 2003	9
164	Tommie Mims	Liberty	Oct. 17, 1998	7
163	Curtis Thomas	No. Carolina A&T	Nov. 5, 1994	5
162	Phil Anderson	Florida A&M	Oct. 15, 1994	9
160	Thomas Bolden	Morgan State	Oct. 23, 2004	11
157	Omar Jackson	Florida A&M	Oct. 3, 1998	7
156	Eldridge Comer	Northeastern	Sep. 16, 1984	5
155	John Taylor	James Madison	Oct. 6, 1984	8
154	John Taylor	Bethune-Cookman	Oct. 5, 1985	7
150	John Taylor	James Madison	Oct. 8, 1983	3
147	Derrick Neal	Morgan State	Oct. 23, 1993	3
141	Albert Horsey	No. Carolina A&T	Nov. 4, 2000	6
140	Shaheer McBride	Millersville	Sep. 10, 2005	7
140	Calvin Ford	Howard	Nov. 17, 2001	4
139	Darnerian McCants	Norfolk State	Nov. 11, 2000	5
139	Tommie Mims	Howard	Nov. 21, 1998	3
138	Shaheer McBride	Morgan State	Oct. 22, 2005	6
134	Shaheer McBride	Morgan State	Oct. 21, 2006	8
134	John Taylor	Northeastern	Nov. 12, 1983	5
132	Albert Horsey	Hampton	Sep. 30, 2000	6
131	Justin Wilson	South Carolina State	Oct. 30, 2010	9
131	Curtis Thomas	Howard	Nov. 19, 1994	7
131	Derrick Neal	Howard	Nov. 20, 1993	9
129	Justin Wilson	North Carolina Central	Nov. 6, 2010	8
129	Shaheer McBride	Howard	Nov. 20, 2004	4
127	John Taylor	Southern (La.)	Nov. 9, 1985	2
123	Darius Jackson	Howard	Nov. 21, 2009	11
123	Tommie Mims	Florida A&M	Oct. 3, 1998	7
122	Derrick Neal	Towson	Oct. 10, 1992	2
122	Albert Horsey	Howard	Nov. 22, 1997	8
120	John Taylor	Howard	Nov. 23, 1985	6
119	DeCosta Brown	UMES	Oct. 1, 1977	5
118	Shaheer McBride	No. Carolina Central	Sep. 9, 2004	5
118	Albert Horsey	Bucknell	Sep. 25, 1999	4
118	Bryan Jenkins	No. Carolina Central	Sep. 21, 1996	5
117	Albert Horsey	Elon	Sep. 11, 1999	4
116	Shaheer McBride	So. Illinois	Sep. 25, 2004	8
116	David Jones	No. Carolina A&T	Nov. 5, 1988	6
116	Tommie Mims	Howard	Nov. 20, 1999	5
114	Darnerian McCants	So. Carolina State	Oct. 28, 2000	4
114	Lewis Coleman	Liberty	Nov. 13, 1993	5
113	Shaheer McBride	Bethune-Cookman	Oct. 8, 2005	6
113	Thomas Bolden	No. Carolina Central	Sep. 20, 2003	7
113	Damon Daniels	Lock Haven	Sep. 7, 1996	3
111	Shaheer McBride	Bethune-Cookman	Oct. 4, 2007	5
111	Derrick Neal	Cheyney	Sep. 11, 1993	2
111	John Taylor	Florida A&M	Sep. 17, 1983	5
109	Thomas Bolden	Hampton	Oct. 2, 2004	6
109	DaShaun Morris	Norfolk State	Nov. 10, 2001	5
109	Damon Daniels	Florida A&M	Oct. 19, 1996	4
108	Tommie Mims	Hampton	Nov. 14, 1998	4
107	Darnerian McCants	Liberty	Sep. 23, 2000	7
107	John Taylor	Central State (Ohio)	Oct. 27, 1984	3
105	Albert Horsey	So. Carolina State	Oct. 13, 1999	4
104	Albert Horsey	So. Carolina State	Oct. 28, 2000	6
104	Damon Daniels	Howard	Nov. 23, 1996	5
103	Darnerian McCants	Bucknell	Sep. 25, 1999	2
102	Larrone Moore	Florida A&M	Sep. 11, 2010	5
102	Damon Daniels	Morgan State	Oct. 26, 1996	5
102	Damon Daniels	Norfolk State	Sep. 30, 1995	3
101	Larrone Moore	Howard	Nov. 21, 2009	5
101	Rashod Coleman	Bethune-Cookman	Oct. 9, 2004	4

UNIVERSITY FOOTBALL



PASSING RECORDS

PASSING YARDS (GAME)

430	Bryan Botts (37-51)	Morgan St.	10/23/04
426	Rashaan Matthews (28-62)	Florida A&M	10/3/98
351	Anthony Glaud (20-31)	at Howard	11/20/10
339	Rashaan Matthews (21-43)	Norfolk State	11/11/00
336	Rashaan Matthews (16-41)	Bucknell	9/25/99
315	Anthony Glaud (23-31)	vs. Howard	11/21/09
297	Keon Frazier (20-37)	N.C. Central	9/20/03
294	Rashaan Matthews (17-29)	Liberty	10/17/98
293	Darren Felton (17-33)	Morgan State	10/21/89
292	Reggie Brown (16-42)	Buffalo	9/13/97

PASSING YARDS (SEASON)

2,609	Rashaan Matthews	191-404	1998
2,386	Rashaan Matthews	160-327	2000
2,175	Anthony Glaud	170-296	2010
2,013	Rashaan Matthews	141-308	1999
1,980	Dennis Jones	124-222	1994
1,826	Bryan Botts	143-249	2004
1,618	Vashon Winton	153-259	2007
1,541	Reggie Brown	116-288	1997
1,485	Vashon Winton	133-252	2005
1,386	Darren Felton	104-235	1989

PASSING YARDS (CAREER)

8,073	Rashaan Matthews	563-1,178	1996-00
5,595	Vashon Winton	520-918	2005-08
3,992	Anthony Glaud	344-591	2008-10
3,865	Dennis Jones	258-487	1992-95
2,990	Pat Spencer	157-400	1981-84
2,630	Darren Felton	177-407	1987-89
2,399	Erick Jones	129-269	1990-93
1,956	Kittrell Barnes	146-318	1998-02
1,912	Andre Brown	158-457	1975-78
1,826	Bryan Botts	143-249	2004

PASS COMPLETIONS (GAME)

37	Bryan Botts (430 yds.)	Morgan State	10/23/04
28	Rashaan Matthews (426 yds.)	Florida A&M	10/3/98
28	Vashon Winton (245 yds.)	Norfolk State	11/10/07
24	Rashaan Matthews (281 yds.)	Norfolk State	9/19/98
23	Anthony Glaud (315 yds.)	vs. Howard	11/21/09
23	Anthony Glaud (208 yds.)	at Delaware	9/19/09
23	Vashon Winton (147 yds.)	S.C. State	11/1/08
22	Anthony Glaud (153 yds.)	at Coastal Car.	9/25/10
22	Rashaan Matthews (294 yds.)	Liberty	10/17/98
21	Vashon Winton (178 yds.)	Florida A&M	9/4/08
21	Rashaan Matthews (339 yds.)	Norfolk State	11/11/00
21	Vashon Winton (238 yds.)	WSSU	11/3/07
21	Keon Frazier (278 yds.)	Bucknell	9/6/03

PASS COMPLETIONS (SEASON)

191	Rashaan Matthews	2,609	1998
170	Anthony Glaud	2,175	2010
160	Rashaan Matthews	2,386	2000
153	Vashon Winton	1,618	2007
143	Bryan Botts	1,826	2004
141	Rashaan Matthews	2,013	1999
135	Vashon Winton	1,351	2008
133	Vashon Winton	1,485	2005
127	Anthony Glaud	1,294	2009
124	Dennis Jones	1,980	1994

PASS COMPLETIONS (CAREER)

563	Rashaan Matthews	8,073	1996-00
653	Vashon Winton	6,916	2005-08
344	Anthony Glaud	3,992	2008-10
258	Dennis Jones	3,865	1992-95
177	Darren Felton	2,630	1987-89
158	Andre Brown	1,912	1975-78
157	Pat Spencer	2,990	1981-84
146	Kittrell Barnes	1,956	1998-02
143	Bryan Botts	1,826	2004
129	Erick Jones	2,399	1990-93

PASS ATTEMPTS (GAME)

62	Rashaan Matthews (426 yds.)	Florida A&M	10/3/98
53	Rashaan Matthews (281 yds.)	Norfolk State	9/19/98
51	Bryan Botts (430 yds.)	Morgan State	10/23/04
49	Rashaan Matthews (281 yds.)	N.C. A&T	11/7/98
44	Vashon Winton (245 yds.)	Norfolk State	11/10/07
43	Rashaan Matthews (339 yds.)	Norfolk State	11/11/00
43	Rashaan Matthews (253 yds.)	S.C. State	10/13/99
42	Anthony Glaud (116 yds.)	vs Hampton	9/30/10
42	Rashaan Matthews (294 yds.)	Liberty	10/17/98
42	Reggie Brown (292 yds.)	Buffalo	9/13/97
42	Keon Frazier (252 yds.)	Morgan State	10/25/03



KEON FRAZIER



REGGIE BROWN



ERICK JONES



PAT SPENCER

PASS ATTEMPTS (SEASON)

404	Rashaan Matthews	2,609	1998
327	Rashaan Matthews	2,386	2000
308	Rashaan Matthews	2,013	1999
296	Anthony Glaud	2,175	2010
288	Reggie Brown	1,541	1997
259	Vashon Winton	1,618	2007
252	Vashon Winton	1,485	2005
249	Bryan Botts	1,826	2004
240	Vashon Winton	1,321	2008
235	Darren Felton	1,386	1989

PASS ATTEMPTS (CAREER)

1,178	Rashaan Matthews	8,073	1996-00
918	Vashon Winton	5,595	2005-08
591	Anthony Glaud	3,992	2008-10
487	Dennis Jones	3,865	1992-95
457	Andre Brown	1,912	1975-78
407	Darren Felton	2,630	1987-89
400	Pat Spencer	2,990	1981-84
318	Kittrell Barnes	1,956	1998-02
315	Rod Lester	1,669	1979-82
269	Erick Jones	2,399	1990-93

TOUCHDOWN PASSES (GAME)

6	Rashaan Matthews (18-36, 288 yds.)	North Carolina A&T	11/4/00
5	Rashaan Matthews (15-28, 170 yds.)	Liberty	9/23/00
4	Pat Spencer (9-12, 223 yds.)	Northeastern	9/15/84
4	Darren Felton (17-33, 293 yds.)	Morgan State	10/21/89
4	Curtis Williams (12-31, 220 yds.)	Florida A&M	10/13/90
4	Dennis Jones (18-26, 254 yds.)	Liberty	11/13/93
4	Dennis Jones (7-12, 252 yds.)	Morgan State	10/22/94
4	Dennis Jones (10-14, 236 yds.)	Bethune-Cookman	11/11/95
4	Rashaan Matthews (12-28, 267 yds.)	Howard	11/18/00
4	Anthony Glaud (20-31, 351 yds.)	at Howard	11/20/10

TOUCHDOWN PASSES (SEASON)

32	Rashaan Matthews	160-327, 2,386	2000
16	Rashaan Matthews	141-308, 2,013	1999
15	Rashaan Matthews	191-404, 2,609	1998
15	Anthony Glaud	170-296, 2,175	2010
14	Darren Felton	104-235, 1,386	1989
13	Dennis Jones	124-222, 1,980	1993
13	Pat Spencer	56-158, 1,148	1983
12	Vashon Winton	153-259, 1,618	2007
12	Bryan Botts	143-249, 1,826	2004
11	Rashaan Matthews	71-139, 1,065	1998
11	Dennis Jones	87-174, 1,211	1995
11	Pat Spencer	64-139, 1,317	1984

TOUCHDOWN PASSES (CAREER)

74	Rashaan Matthews	563-1,178, 8,073	1996-00
38	Vashon Winton	520-918, 5,595	2005-08
31	Dennis Jones	258-487, 3,865	1992-95
27	Pat Spencer	157-400, 2,990	1981-84
22	Anthony Glaud	170-296, 2,175	2008-10
20	Darren Felton	177-407, 2,630	1987-89
19	Kittrell Barnes	146-318, 1,956	1998-02
17	Erick Jones	129-269, 2,399	1990-93
17	Rod Lester	115-315, 1,669	1979-82
12	Bryan Botts	143-249, 1,826	2004
12	Andre Brown	158-457, 1,912	1975-78

PASSING YDS. PER GAME (SEASON)

237.2	Rashaan Matthews	2,609/11 games	1998
216.9	Rashaan Matthews	2,386/11 games	2000
202.9	Bryan Botts	1,826/9 games	2004
197.7	Anthony Glaud	2,175/11 games	2010
183.0	Rashaan Matthews	2,013/11 games	1999
180.0	Dennis Jones	1,980/11 games	1994

PASSING YDS. PER GAME (CAREER)

187.7	Rashaan Matthews	8,073/43 games	1996-00
142.6	Anthony Glaud	3,992/28 games	2008-10
128.8	Dennis Jones	3,865/30 games	1994-97
127.2	Vashon Winton	5,595/44 games	2005-08
96.4	Pat Spencer	2,990/31 games	1981-84
75.2	Kittrell Barnes	1,956/26 games	1998-02




DELAWARE STATE

PASSING RECORDS

PASSING LEADERS (BY YEAR)				
Year	Name	Att.-Comp.-Int.	Yds.	TD
1970	Jerald Kobasa	88-34-7	433	1
1971	No Records			
1972	Ray Bias Sr.	145-64-15	878	4
1973	No Records			
1974	No Records			
1975	Andre Brown	165-58-15	698	5
1976	Andre Brown	89-24-9	440	2
1977	Eddie Epps	199-89-4	1228	4
1978	Andre Brown	193-73-16	742	5
1979	Rod Lester	67-26-3	365	1
1980	Samuel Warren	112-38-9	647	7
1981	Patrick Spencer	103-37-9	525	3
1982	Rod Lester	152-59-14	880	10
1983	Patrick Spencer	158-56-15	1148	13
1984	Patrick Spencer	139-64-12	1317	11
1985	Mike Walker	79-42-2	836	6
1986	Jerome Baker	89-42-7	635	4
1987	John Lane	90-35-6	696	2
1988	Darren Felton	149-65-13	1074	6
1989	Darren Felton	235-104-8	1386	14
1990	Curtis Williams	147-71-6	1102	10
1991	Erik Jones	62-23-2	438	5
1992	Erik Jones	135-68-8	1302	8
1993	Dennis Jones	86-44-4	647	6
1994	Dennis Jones	222-124-6	1980	13
1995	Dennis Jones	174-87-9	1211	11
1996	Rahsaan Matthews	139-71-6	1065	11
1997	Reggie Brown	288-116-17	1541	10
1998	Rahsaan Matthews	404-191-16	2609	15
1999	Rahsaan Matthews	308-141-11	2013	16
2000	Rahsaan Matthews	327-160-15	2386	32
2001	Kittrell Barnes	169-75-9	1003	9
2002	Kittrell Barnes	126-65-7	794	6
2003	Keon Frazier	241-117-9	1307	8
2004	Bryan Botts	249-143-9	1826	12
2005	Vashon Winton	252-133-9	1485	8
2006	Vashon Winton	167-99-2	1171	10
2007	Vashon Winton	259-153-6	1618	12
2008	Vashon Winton	240-135-14	1321	8
2009	Anthony Glaud	127-220-7	1294	5
2010	Anthony Glaud	170-296-9	2175	15

250-YARD PASSING GAMES (29 Total)

YDS	PLAYER	OPPONENT	DATE	REC.
430	Bryan Botts	Morgan State	Oct. 23, 2004	37/51
426	Rahsaan Matthews	Florida A&M	Oct. 3, 1998	28/62
351	Anthony Glaud	Howard	Nov. 20, 2010	20/31
339	Rahsaan Matthews	Norfolk State	Nov. 11, 2000	21/43
336	Rahsaan Matthews	Bucknell	Sep. 25, 1999	16/41
315	Anthony Glaud	Howard	Nov. 21, 2009	23/31
297	Keon Frazier	No. Carolina Central	Sep. 20, 2003	20/37
294	Rahsaan Matthews	Liberty	Oct. 17, 1998	22/42
293	Darren Felton	Morgan State	Oct. 21, 1989	17/33
292	Reggie Brown	Buffalo	Sep. 13, 1997	16/42
289	Anthony Glaud	Norfolk State	Nov. 13, 2010	20/36
288	Rahsaan Matthews	No. Carolina A&T	Nov. 4, 2000	18/36
286	Mike Walker	Bethune-Cookman	Oct. 5, 1985	12/16
281	Rahsaan Matthews	No. Carolina A&T	Nov. 7, 1998	20/49
281	Rahsaan Matthews	Norfolk State	Sep. 19, 1998	24/53
279	Rahsaan Matthews	South Carolina State	Oct. 28, 2000	15/25
278	Keon Frazier	Bucknell	Sep. 6, 2003	21/35
278	William D. Jones	Florida A&M	Oct. 15, 1994	20/39
270	William D. Jones	Howard	Nov. 20, 1993	18/34
267	Rahsaan Matthews	Howard	Nov. 18, 2000	12/28
261	William D. Jones	No. Carolina A&T	Nov. 5, 1994	16/23
257	Jerome Baker	St. Paul's	Sep. 21, 1985	7/12
254	William D. Jones	Liberty	Nov. 13, 1993	18/26
253	Rahsaan Matthews	So. Carolina State	Oct. 13, 1999	16/43
252	Keon Frazier	Morgan State	Oct. 25, 2003	19/42
252	Rahsaan Matthews	Howard	Nov. 20, 1999	16/33
252	William D. Jones	Morgan State	Oct. 22, 1994	7/12
251	Rahsaan Matthews	No. Carolina A&T	Nov. 6, 1999	18/36
250	Bryan Botts	Bethune-Cookman	Oct. 9, 2004	15/31





TOTAL OFFENSE RECORDS

TOTAL OFFENSE (GAME)

Yards	Name	Date	Opponent	Plays	Avg.
442	Bryan Botts	10/23/04	Morgan State	56	7.9
387	Rahsaan Matthews	10/3/98	Florida A&M	79	4.9
339	Rahsaan Matthews	11/11/00	Norfolk State	55	6.2
336	Gene Lake	11/10/84	Liberty	33	10.2
332	Rahsaan Matthews	11/11/00	Norfolk State	44	7.6
315	Rahsaan Matthews	10/17/98	Liberty	54	5.8
307	Reggie Brown	9/13/97	Buffalo	57	5.4
293	Darren Felton	10/21/89	Morgan State	33	8.9
292	Keon Frazier	9/20/03	NC Central	44	6.6
286	Mike Walker	10/5/85	Bethune-Cookman	16	17.9

TOTAL OFFENSE (SEASON)

Yards	Name	Year	Plays	Gms	Avg/g
2561	Rahsaan Matthews	1998	496	11	232.8
2316	Rahsaan Matthews	2000	380	11	210.5
2242	Anthony Glaud	2010	389	11	203.8
2113	Rahsaan Matthews	1999	389	11	192.1
2034	Dennis Jones	1994	251	11	184.9
1878	Vashon Winton	2007	368	12	156.5
1809	Reggie Brown	1997	397	11	164.5
1807	Bryan Botts	2004	303	9	200.8
1807	Vashon Winton	2008	367	11	164.3
1759	Gene Lake	1984	244	10	175.9

TOTAL OFFENSE (CAREER)

Yards	Name	Years	Plays	Gms	Avg/g
7995	Rahsaan Matthews	1996-00	1428	43	185.9
6610	Vashon Winton	2005-08	1292	44	150.2
4104	Anthony Glaud	2008-10	511	28	146.6
3904	Pat Spencer	1983-84	637	31	154.1
3846	W. Dennis Jones	1993-95	558	33	116.5
3534	Erik Jones	1990-93	582	31	114.0
3517	Terrence Hoover	1984-87	556	36	97.7
3282	Reggie Barnes	1985-88	569	41	80.0
3123	Gene Lake	1982-84	480	25	131.9
2951	Mike Murray	1988-91	591	38	81.7

ALLPURPOSE YARDS (GAME)

Yards	Name	Date	Opponent	Plays	Avg.
336	Gene Lake	11/10/84	Liberty	33	10.2
255	Fabian Thorne	10/21/95	Morgan State	36	7.1
245	Gene Lake	11/3/84	Howard	27	9.1
251	John Taylor	9/21/85	St. Paul's	8	31.4
245	Kareem Jones	9/1/07	Coastal Carolina	27	9.1
243	Kareem Jones	11/8/08	Winston-Salem State	37	6.6
240	Larrone Moore	10/31/09	at South Carolina St.	22	10.9
240	Phil Anderson	11/12/94	Rhode Island	20	12.0
233	Reggie Barnes	10/15/88	Ark.-Pine Bluff	16	14.6
227	John Taylor	10/8/83	James Madison	6	37.8
225	Grayland King	10/28/00	So. Carolina State	22	10.2

ALLPURPOSE YARDS (SEASON)

Yards	Name	Year	Plays	Gms	Avg/g
1809	Gene Lake	1984	236	10	180.9
1516	Phil Anderson	1993	141	11	137.8
1494	Phil Anderson	1994	190	11	135.8
1429	Reggie Barnes	1988	240	10	142.9
1375	John Taylor	1985	82	11	125.0
1373	Fabian Thorne	1995	250	11	124.8
1359	Emmanuel Marc	2006	204	11	123.5
1256	Grayland King	2000	187	11	114.2
1241	Mike Murray	1991	230	11	112.8
1228	Terrence Hoover	1986	218	11	111.6

ALLPURPOSE YARDS (CAREER)

Yards	Name	Years	Plays	Gms	Avg/g
4317	Phil Anderson	1991-94	504	41	105.3
3773	Terrence Hoover	1984-87	630	36	104.8
3615	Reggie Barnes	1985-88	569	41	88.2
3593	John Taylor	1982-85	191	40	89.8
3299	Gene Lake	1982-84	485	25	131.9
3204	Shaheer McBride	2004-07	225	45	71.2
3105	Mike Murray	1988-91	606	38	81.7
2788	Albert Horsey	1997-00	192	43	64.8
2654	Steve Davis	1967-70	-	33	80.4
2574	Grayland King	1997-00	453	44	58.5

PASSING LEADERS (BY YEAR)

Year	Name	Plays	Yds.	Avg.
1970	Steve Davis	--	994	--
1971	Norman Hayes	--	383	--
1972	Isaac Muns	--	642	--
1973	No Record			
1974	No Record			
1975	John Chisholm	32	352	11.0
1976	Lucious Goodwine	128	503	3.9
1977	Eddie Epps	139	1084	7.8
1978	Decosta Brown	45	499	11.1
1979	Anthony Beamon	162	645	4.0
1980	Johnny Rowe	121	549	4.5
1981	Johnny Rowe	213	1143	5.4
1982	Doug Picott	156	774	5.0
1983	Gene Lake	194	1113	5.7
1984	Gene Lake	244	1759	7.2
1985	John Taylor	51	1044	20.5
1986	Terrance Hoover	218	1228	5.6
1987	Terrance Hoover	210	1249	5.9
1988	Reggie Barnes	233	1437	6.2
1989	Corey Felton	333	1385	4.0
1990	Curtis Williams	228	1356	5.9
1991	Michael Murray	226	1200	5.3
1992	Erik Jones	269	1651	6.1
1993	Phil Anderson	157	1082	6.9
1994	Dennis Jones	251	2034	8.1
1995	Fabian Thorne	240	1296	5.4
1996	Rahsaan Matthews	163	1005	6.2
1997	Reggie Brown	397	1809	4.6
1998	Rahsaan Matthews	496	2561	5.2
1999	Rahsaan Matthews	389	2113	5.4
2000	Rahsaan Matthews	380	2316	6.1
2001	Kittrell Barnes	244	1223	5.0
2002	Drew Blackston	155	840	5.4
2003	Keon Frazier	333	1437	4.3
2004	Bryan Botts	303	1807	6.0
2005	Vashon Winton	326	1520	4.7
2006	Vashon Winton	231	1405	6.1
2007	Vashon Winton	368	1878	5.1
2008	Vashon Winton	367	1807	4.9
2009	Anthony Glaud	280	1381	4.9
2010	Anthony Glaud	389	2242	5.8



DELAWARE STATE

SCORING & KICKING RECORDS

MOST POINTS (GAME)

36	Gene Lake	vs. Howard	11/3/84
32	Darnerian McCants	vs. Liberty	9/23/00
30	Walter Tullis	vs. William Paterson	9/14/75
30	Darnerian McCants	vs. N.C. A&T	11/4/00

MOST POINTS (SEASON)

120	Gene Lake	1984
116	Darnerian McCants	2000
92	John Taylor	1985
90	Phil Anderson	1985
80	John Taylor	1982
80	Peter Gaertner	2007
78	Fabian Thorne	1994
72	Steve Davis	1970
72	Terrence Hoover	1987
72	Fabian Thorne	1995
72	Maurice Foster	2001
72	Emmanuel Marc	2006

MOST POINTS (CAREER)

254	John Taylor	1982-85
254	David Parkinson	1985-88
230	Phil Anderson	1991-94
210	Gene Lake	1982-84
209	Jon Jensen	1991-94
198	Shaheer McBride	2004-07
197	Peter Gaertner	2004-07
166	Darnerian McCants	1997-00
156	Terrence Hoover	1984-97
150	Vashon Winton	2005-08
150	Fabian Thorne	1994-95

MOST TOUCHDOWNS (GAME)

6	Gene Lake	vs. Howard	11/3/84
5	Walter Tullis	vs. William Paterson	9/14/75
5	Darnerian McCants	vs. Liberty	9/23/00
5	Darnerian McCants	vs. N.C. A&T	11/4/00

MOST TOUCHDOWNS (SEASON)

20	Gene Lake	1984
19	Darnerian McCants	2000
15	John Taylor	1985
15	Phil Anderson	1993

MOST TOUCHDOWNS (CAREER)

42	John Taylor	1982-85
38	Phil Anderson	1991-94
34	Gene Lake	1982-84
33	Shaheer McBride	2004-07

MOST FIELD GOALS (GAME)

4	Peter Gaertner	Morgan State	10/20/07
4	Peter Gaertner	Florida A&M	9/3/05
3	Riley Flickinger	vs. Norfolk State	11/14/09
3	Riley Flickinger	vs. Howard	11/21/09

MOST FIELD GOALS (SEASON)

19	Peter Gaertner	2007
16	Peter Gaertner	2005
13	David Parkinson	1986
11	Riley Flickinger	2009
11	Dave Parkinson	1987
10	Riley Flickinger	2008
10	Jon Jensen	1991
10	Andrew Johnson	1977
9	Dave Parkinson	1988

MOST FIELD GOALS (CAREER)

43	Peter Gaertner	2004-07
40	David Parkinson	1985-88
39	Riley Flickinger	2007-09
28	Jon Jensen	1991-94
14	Matthew Stehman	1989-90
11	Everett Morgan	1982-84
10	Aaron Quinn	1998-00
10	Andrew Johnson	1977

LONGEST FIELD GOAL (GAME)

54	Jared Keating	vs. Norfolk State	11/13/03
52	David Parkinson	vs. B-CC	10/1/88
49	Josh Brite	Morgan State	10/21/06
49	Zach Bussey	Morgan State	10/25/03
48	Josh Brite	Morgan State	10/21/06
48	Josh Brite	Northwestern State	9/16/06
47	Andre Johnson	---	1977
46	Peter Gaertner	Millersville	9/10/05
46	Dave Parkinson	Jackson State	10/4/86
45	Peter Gaertner	Morgan State	10/20/07
45	Peter Gaertner	N.C. A&T	10/13/07
45	Peter Gaertner	Florida A&M	9/3/05
45	Dave Parkinson	Morgan State	9/19/87

MOST FIELD GOAL ATT. (SEASON)

<i>Not complete listing</i>			
8	Riley Flickinger	2009	

MOST FIELD GOAL ATT. (CAREER)

<i>Not complete listing</i>			
77	David Parkinson	1985-88	
39	Riley Flickinger	2007-09	

MOST EXTRA POINT CONV. (GAME)


10	Everett Morgan	vs. Bowie State	10/13/84
9	Josh Brite	vs. St. Francis	9/9/06
9	Josh Brite	vs. Concord (W.V.)	11/4/06

MOST EXTRA POINT CONV. (SEASON)

46	Everett Morgan	1984
42	Dave Parkinson	1985
39	Everett Morgan	1983
38	Aaron Quinn	2000
38	Dave Parkinson	1987
36	Jon Jensen	1993
35	Josh Brite	2006
33	Edward Suarez	2001
32	Jon Jensen	1994
29	Jon Jensen	1992

MOST EXTRA POINT CONV. (CAREER)


134	Dave Parkinson	1985-88
125	Jon Jensen	1991-94
106	Everett Morgan	1982-85
77	Aaron Quinn	1989-00
64	Peter Gaertner	2004-07
43	Riley Flickinger	2007-09



JOHN TAYLOR



PETER GAERTNER



EVERETT MORGAN



SCORING & KICKING RECORDS

INDIVIDUAL SCORING LEADERS (BY YEAR)


Year	Name	TD	FG	XP	TP
1970	Steve Davis	12	0	0	72
1971	Walter Turner	2	0	0	12
1972	Isaac Muns	5	0	0	30
1973	No Record				
1974	No Record				
1975	John Chisholm	4	0	0	24
1976	Ralph Kemmerlin	5	0	0	30
1977	Anthony Beamon	7	0	0	42
1978	Anthony Beamon	3	0	0	18
	Decosta Brown	3	0	0	18
1979	Anthony Beamon	5	0	2	32
1980	Greg Lee	5	0	0	30
1981	Johnny Rowe	6	0	0	36
1982	Doug Picott	6	0	0	36
1983	John Taylor	13	0	1*	80
1984	Gene Lake	20	0	0	120
1985	John Taylor	15	0	1*	92
1986	Dave Parkinson	0	13	26	65
1987	Terrance Hoover	12	0	0	72
1988	Reggie Barnes	6	0	0	36
1989	Matthew Stehman	0	7	23	44
1990	Dennis Jones	9	0	2*	58
1991	Jon Jensen	0	10	28	58
1992	Dakiel Shorts	11	0	0	66
1993	Phil Anderson	15	0	0	90
1994	Fabian Thorne	13	0	0	78
1995	Fabian Thorne	12	0	0	72
1996	Damon Daniels	8	0	0	48
1997	Clay Perry	8	0	0	48
1998	Tommy Mims	9	0	0	54
1999	Albert Horsey	8	0	0	48
2000	Darnerian McCants	19	0	1*	116
2001	Maurice Foster	12	0	0	72
2002	DaShaun Morris	8	0	0	48
2003	Thomas Bolden	5	0	0	30
2004	Shaheer McBride	7	0	0	42
2005	Peter Gaertner	0	16	23	71
2006	Emmanuel Marc	12	0	0	72
2007	Peter Gaertner	0	19	23	80
2008	Vashon Winton	10	0	0	60
2009	Riley Flickinger	0	11	19	52
2010	Justin Wilson	11	0	0	66

* = two-point conversion


INDIVIDUAL FIELD GOAL LEADERS (BY YEAR)

Year	Name	Made	Att.	Pct.	Long
1970	Dwight Boney	1	4	.250	--
1971	Dwight Boney	2	4	.500	--
1972	No Field Goals Converted				
1973	No Records				
1974	No Records				
1975	Dave Ananou	2	5	.400	34
1976	Gregory Lee	6	--	--	--
1977	Andrew Johnson	10	24	.417	47
1978	Baron Harmon	3	5	.600	28
1979	Henry Thomas	2	6	.333	29
1980	No Field Goals Converted				
1981	Bobby Swoope	1	--	--	27
	Steve Holiday	1	--	--	24
1982	Everett Morgan	4	--	--	31
1983	Everett Morgan	5	7	.714	43
1984	Everett Morgan	3	--	--	42
1985	Dave Parkinson	7	13	.538	37
1986	Dave Parkinson	13	24	.542	46
1987	Dave Parkinson	11	23	.478	45
1988	Dave Parkinson	9	17	.529	52
1989	Matthew Stehman	7	10	.700	42
1990	Matthew Stehman	7	15	.467	42
1991	Jon Jensen	10	18	.556	43
1992	Jon Jensen	6	8	.750	42
1993	Jon Jensen	5	8	.625	38
1994	Jon Jensen	7	--	--	41
1995	Bill Malashevich	2	--	--	43
1996	Teddy Johnson	4	6	.667	32
1997	Teddy Johnson	4	9	.445	34
1998	Aaron Quinn	1	3	.333	35
1999	Aaron Quinn	5	9	.556	43
2000	Aaron Quinn	4	7	.571	44
2001	Edward Suarez	8	15	.533	34
2002	Zach Bussey	4	9	.444	38
2003	Jared Keating	3	4	.750	54
2004	Peter Gaertner	6	11	.545	36
2005	Peter Gaertner	16	21	.762	46
2006	Josh Brite	8	12	.667	49
2007	Peter Gaertner	19	25	.760	45
2008	Riley Flickinger	10	20	.500	35
2009	Riley Flickinger	11	18	.611	42
2010	Mario Diaz-Aviles	4	7	.571	32

PUNTING RECORDS



ZACH BUSSEY



PHILLIP JACKSON

PUNTING AVERAGE (SEASON)

40.7	Dave Parkinson	39-1,586	1988
40.3	Zach Bussey	69-2,782	2003
39.6	Chuck Poplos	55-2,178	1992
39.2	Nick Lochner	54-2,118	2008
39.1	Nick Lochner	52-2,032	2009
38.9	Chuck Poplos	56-2,180	1991
38.8	John Lane	54-2,094	1986
38.7	Marco Kano	30-1,161	2010
38.7	Chuck Poplos	31-1,587	1994
38.6	David Wheeler	31-1,197	1984
38.5	John Lane	44-1,695	1987
38.3	Chuck Poplos	35-1,339	1993

PUNTING AVERAGE (CAREER)

minimum 80 punts

43.0	Jimmie Strong	--	1962-65
39.9	Erik Contos	128-5,107	2004-05
39.2	Nick Lochner	106-4,150	2008-09
39.0	Chuck Poplos	187-7,284	1991-94
38.7	Zach Bussey	133-5,143	2002-03
38.7	John Lane	98-3,789	1986-87
37.6	Phillip Jackson	142-5,332	1977-78
37.0	David Wheeler	120-7,777	1982-85
36.2	Darren Tucker	88-3,185	1989-90
33.4	Dennis Layton	124-4,139	1975-76
30.4	Richard Jackson	111-3,375	1971-72

PUNTING YARDS (SEASON)

2,877	Phillip Jackson	73 punts	1978
2,876	Erik Contos	65 punts	2004
2,782	Zach Bussey	69 punts	2002
2,560	Darren Tucker	71 punts	1989
2,528	David Wheeler	69 punts	1982
2,455	Phillip Jackson	69 punts	1977
2,404	Josh Brite	65 punts	2007
2,361	Zach Bussey	64 punts	2002
2,238	Dennis Layton	68 punts	1975
2,231	Erik Contos	63 punts	2004

PUNTING YARDS (CAREER)

7,777	David Wheeler	210 punts	1982-85
7,284	Chuck Poplos	187 punts	1991-94
5,332	Phillip Jackson	142 punts	1977-78
5,143	Zach Bussey	133 punts	2002-03
5,107	Erik Contos	128 punts	2004-05
4,150	Nick Lochner	106 punts	2008-09
4,139	Dennis Layton	124 punts	1975-76
3,789	John Lane	98 punts	1986-87
3,484	Josh Brite	119 punts	2006-07
3,375	Richard Jackson	111 punts	1971-72

PUNTING ATTEMPTS (SEASON)

73	Phillip Jackson	2,877 yards	1978
71	Darren Tucker	2,560 yards	1989
69	Zach Bussey	2,782 yards	2003
69	David Wheeler	2,528 yards	1982
69	Phillip Jackson	2,455 yards	1977
68	Dennis Layton	2,238 yards	1975
65	Josh Brite	2,404 yards	2007
65	Erik Contos	2,876 yards	2005
64	Zach Bussey	2,361 yards	2002
63	Erik Contos	2,231 yards	2004

PUNTING ATTEMPTS (CAREER)

210	David Wheeler	7,777 yards	1982-85
187	Chuck Poplos	7,284 yards	1991-94
142	Phillip Jackson	5,332 yards	1977-78
133	Zach Bussey	5,143 yards	2002-03
128	Erik Contos	5,107 yards	2004-05
124	David Layton	4,139 yards	1975-76
119	Josh Brite	3,484 yards	2006-07
111	Richard Jackson	3,375 yards	1971-72
106	Nick Lochner	4,150 yards	2008-09
98	John Lane	3,789 yards	1986-87

INDIVIDUAL PUNTING LEADERS (BY YEAR)

Year	Name	No.	Yds.	Avg.
1970	Pedro Swann	42	1470	34.9
1971	Richard Jackson	53	1690	31.5
1972	Richard Jackson	58	1685	29.0
1973	No Record			
1974	No Record			
1975	Dennis Layton	68	2238	32.9
1976	Dennis Layton	56	1901	33.9
1977	Phillip Jackson	69	2455	35.6
1978	Phillip Jackson	73	2877	39.4
1979	Henry Thomas	48	1626	33.9
1980	Baron Harmon	28	928	33.1
1981	Bret Weber	38	1376	36.2
1982	David Wheeler	69	2528	36.6
1983	David Wheeler	56	2010	35.9
1984	David Wheeler	31	1197	38.6
1985	David Wheeler	54	2042	37.8
1986	John Lane	54	2094	38.8
1987	John Lane	44	1695	38.5
1988	Dave Parkinson	39	1586	40.7
1989	Darren Tucker	71	2560	36.1
1990	Darren Tucker	17	625	36.8
1991	Chuck Poplos	56	2180	38.9
1992	Chuck Poplos	55	2178	39.6
1993	Chuck Poplos	35	1339	38.3
1994	Chuck Poplos	41	1587	38.7
1995	Bill Malashevich	61	2062	33.8
1996	David Moffett	32	1098	34.3
1997	Teddy Johnson	47	1626	34.6
1998	Teddy Johnson	51	1859	36.5
1999	Jon Shaddow	55	1936	35.2
2000	Aaron Quinn	49	1856	37.9
2001	Edward Suarez	61	2021	33.1
2002	Zach Bussey	64	2361	36.9
2003	Zach Bussey	69	2782	40.3
2004	Erik Contos	63	2231	35.4
2005	Erik Contos	65	2876	44.2
2006	Josh Brite	54	1080	34.8
2007	Josh Brite	65	2404	37.0
2008	Nick Lochner	54	2118	39.2
2009	Nick Lochner	52	2032	39.1
2010	Marco Kano	30	1161	38.7



RETURN RECORDS

PUNT RETURN YARDS (SEASON)

378	Brian Randall	29 returns	1992
368	Tim Egerton	16 returns	1988
346	Tim Egerton	24 returns	1987
262	Deon Rheubottom	18 returns	2004
255	John Taylor	17 returns	1984
252	Deon Rheubottom	25 returns	2005
237	Tim Egerton	19 returns	1989
221	Brandon Hudson	19 returns	2006
211	Pedro Swann	19 returns	1970
205	Brian Randall	21 returns	1991

PUNT RETURN YARDS (CAREER)

951	Tim Egerton	59 returns	1985-89
894	Brian Randall	80 returns	1990-93
625	Deon Rheubottom	54 returns	2002-05
576	John Taylor	48 returns	1982-85
461	Brandon Hudson	42 returns	2006-08
447	Eldridge Comer	42 returns	1981-85
425	Phil Anderson	33 returns	1991-94
292	DaShane Dennis	33 returns	1998-01
242	Walter Samuels	26 returns	1980-81
235	Thalamus Trammel	20 returns	1994-96

PUNT RETURNS (SEASON)

29	Brian Randall	378 yards	1992
26	Andrew Johnson	187 yards	1977
25	Deon Rheubottom	252 yards	2005
24	Tim Egerton	346 yards	1987
21	Brian Randall	205 yards	1991
19	Brandon Hudson	221 yards	2006
19	Omar Parker	140 yards	1997
19	Phil Anderson	193 yards	1994
19	Tim Egerton	237 yards	1989
19	Pedro Swann	211 yards	1970

PUNT RETURNS (CAREER)

80	Brian Randall	894 yards	1990-93
59	Tim Egerton	951 yards	1985-89
54	Deon Rheubottom	625 yards	2002-05
48	John Taylor	576 yards	1982-85
42	Eldridge Comer	447 yards	1981-85
41	Brandon Hudson	461 yards	2006-08
33	Phil Anderson	425 yards	1991-94
33	DaShane Dennis	292 yards	1998-01
26	Walter Samuels	242 yards	1980-81
26	Andrew Johnson	187 yards	1975-77

PUNT RETURN FOR TD (SEASON)

3	Tim Egerton	16-368	1988
2	Josh Pope	2-37	2006
2	Deon Rheubottom	18-262	2004
2	Brian Randall	29-378	1992
2	Tim Egerton	24-346	1987
2	John Taylor	17-255	1984
2	John Taylor	11-201	1983
1	Akeem Green	1-31	2006
1	Brandon Hudson	19-221	2006
1	Derrick Singleton	1-13	2004
1	Dante Jones	1-3	1997
1	Brian Randall	21-205	1991
1	Joe Burton	4-43	1986
1	Bertram Chew	1-52	1985
1	Tim Gray	1-44	1982
1	Clarence Weathers	7-121	1980
1	Marvin Blount	1-41	1980
1	James Niblack	2-46	1980
1	Marvin Blount	1-28	1979
1	Warren Samuels	9-150	1979
1	Terry Graves	1-2	1979
1	Walter Tullis	11-197	1975
1	Luther Howard	7-56	1972



TIM EGERTON

PUNT RETURN FOR TD (CAREER)

5	Tim Egerton	59-951	1985-89
4	John Taylor	48-576	1982-85
3	Brian Randall	80-894	1990-93
2	Josh Pope	2-37	2005-08
2	Deon Rheubottom	54-625	2002-05

LONGEST PUNT RETURN

95	Clarence Weathers	Salisbury State	9/6/80
90	Teddy Richardson	--	1972
79	Tim Egerton	N.C. A&T	11/7/87
76	Brian Randall	Morgan State	10/26/91
76	Tim Egerton	Morgan State	10/22/88
75	Warren Samuels	Bethune-Cookman	11/3/79
73	Deon Rheubottom	Howard	11/20/04
73	John Taylor	Howard	11/19/83
68	John Taylor	James Madison	10/8/83
67	Tim Egerton	Morgan State	10/22/88

KICK RETURN YARDS (SEASON)


855	DaShane Dennis	39 returns	2000
758	Clarence Weathers	37 returns	1980
751	DaShane Dennis	29 returns	1999
708	DaShaun Morris	25 returns	2002
633	Emmanuel Marc	29 returns	2005
604	James Lee	28 returns	1986
522	Larrone Moore	15 returns	2010
520	Freddie Middlebrooks	26 returns	2003
506	Jeremy Biandudi	28 returns	2004
487	Barry Mitchell	29 returns	1998

KICK RETURN YARDS (CAREER)

2,224	DaShane Dennis	96 returns	1998-01
1,113	Larrone Moore	39 returns	2008-10
975	Barry Mitchell	58 returns	1997-00
949	Travis Tarpley	39 returns	2008-10
888	DaShaun Morris	34 returns	2001-02
842	Freddie Middlebrooks	43 returns	2002-05
758	Clarence Weathers	37 returns	1980
705	Thalamus Trammel	35 returns	1994-96
635	Emmanuel Marc	30 returns	2005-06
631	Shahn Mitchell	32 returns	1990-92

KICK RETURNS (SEASON)

39	DaShane Dennis	855 yards	2000
37	Clarence Weathers	758 yards	1980
29	Emmanuel Marc	633 yards	2005
29	DaShane Dennis	751 yards	1999
29	Barry Mitchell	487 yards	1998
28	Jeremy Biandudi	506 yards	2004
28	James Lee	604 yards	1986
26	Freddie Middlebrooks	520 yards	2003
26	Barry Mitchell	487 yards	1997
26	Shahn Mitchell	474 yards	1992



DASHANE DENNIS

KICK RETURNS (CAREER)

96	DaShane Dennis	2,224 yards	1998-01
58	Barry Mitchell	975 yards	1997-00
43	Freddie Middlebrooks	842 yards	2002-05
39	Travis Tarpley	949 yards	2008-10
39	Larrone Moore	1,113 yards	2008-10
37	Clarence Weathers	758 yards	1980
35	Thalamus Trammel	705 yards	1994-96
34	DaShaun Morris	888 yards	2001-02
34	Donald Jackson-Brey	620 yards	1995-96
32	Shahn Mitchell	631 yards	1990-92

KICK RETURN FOR TD (SEASON)

3	DaShaun Morris	25-708	2002
2	Larrone Moore	15-522	2010
1	Larrone Moore	18-460	2009
1	Brandon Hudson	13-335	2007
1	DaShane Dennis	18-416	2001
1	Darnerian McCants	1-51	2000
1	DaShane Dennis	29-751	1999
1	Johnny Rowe	8-227	1981
1	Clarence Weathers	37-758	1980
1	Andre Dixon	6-149	1976
1	Dave Griffin	12-227	1975

KICK RETURN FOR TD (CAREER)

3	Larrone Moore	39-1,113	2008-10
3	DaShaun Morris	34-888	2001-02
2	DaShane Dennis	96-2,224	1999-01

LONGEST KICK RETURN

100	Clarence Weathers	Central State	11/15/80
97	DaShane Dennis	Liberty	9/22/01
92	DaShaun Morris	Hampton	10/5/02
90	Larrone Moore	vs. Southern	9/5/10
90	Larrone Moore	at S.C. State	10/31/09
89	DaShane Dennis	Morgan State	9/18/99
89	Johnny Rowe	Eastern Illinois	11/21/81
85	DaShaun Morris	Savannah State	9/7/02
85	DaShaun Morris	Morris Brown	8/31/02
85	Pat Casey	--	1987
85	Andre Dixon	--	1976
84	Brandon Hudson	N.C. A&T	10/13/07



DELAWARE STATE

RETURN RECORDS

**INDIVIDUAL KICKOFF RETURN LEADERS
(BY YEAR)**

Year	Name	KOR	Yds.	Avg.
1970	Steve Davis	6	63	10.5
1971	Nate Dancy	17	306	18.0
1972	Walter Tullis	6	161	26.8
1973	No Record			
1974	No Record			
1975	David Griffin	12	227	18.9
1976	Jerome Carter	15	275	18.3
1977	Donald Johnson	12	198	16.5
1978	Angelo Harris	12	225	18.8
1979	Walter Samuels	16	296	18.5
1980	Clarence Weathers	37	758	20.5
1981	John Rowe	8	227	28.4
1982	Tim Lankford	14	270	19.3
1983	Eldridge Comer	16	267	16.7
1984	Tim Lankford	10	165	16.5
1985	John Taylor	13	232	17.8
1986	James Lee	28	604	21.6
1987	John Stone	15	303	20.2
1988	Michael Riddick	10	239	23.9
1989	Robert Bethea	16	272	17.0
1990	Kyen Hill	16	310	19.4
1991	Phil Anderson	13	229	17.6
1992	Shahn Mitchell	26	474	18.2
1993	Craig McLaurin	23	423	18.4
1994	Reggie Brown	14	256	18.3
1995	Thalamus Trammel	16	375	23.4
1996	Thalamus Trammel	19	330	17.4
1997	Barry Mitchell	26	459	17.7
1998	Barry Mitchell	29	287	16.8
1999	DaShane Dennis	29	751	25.0
2000	DaShane Dennis	39	855	21.9
2001	DaShane Dennis	18	416	23.1
2002	DaShaun Morris	25	708	28.3
2003	Freddie Middlebrooks	26	520	20.0
2004	Jeremy Biandudi	28	506	18.1
2005	Emmanuel Marc	29	633	21.8
2006	Kadafi Tunsil	15	408	27.2
2007	Larrone Moore	21	431	20.5
2008	Zacharri Charles	16	332	20.8
2009	Travis Tarpley	18	474	26.3
	Laronne Moore	18	460	25.6
2010	Travis Tarpley	21	754	22.6

**INDIVIDUAL PUNT RETURN LEADERS
(BY YEAR)**

Year	Name	PR	Yds.	Avg.
1970	Pedro Swann	19	211	11.1
1971	Nate Dancy	7	92	13.1
1972	Ted Richardson	7	166	23.7
1973	No Record			
1974	No Record			
1975	Andre Dixon	13	145	11.1
1976	Andre Dixon	13	94	7.2
1977	Donald Johnson	26	187	7.2
1978	Baron Harmon	6	25	4.2
1979	Walter Samuels	9	150	16.7
1980	Clarence Weathers	7	121	17.3
1981	Walter Samuels	17	92	5.4
1982	Eldridge Comer	11	76	6.9
1983	Eldridge Comer	13	138	10.6
1984	John Taylor	17	255	15.0
1985	John Taylor	18	99	5.5
1986	James Lee	18	114	6.3
1987	Tim Egerton	24	336	14.0
1988	Tim Egerton	16	368	23.0
1989	Tim Egerton	19	237	12.5
1990	Brian Randall	15	168	11.2
1991	Brian Randall	21	205	9.8
1992	Brian Randall	29	378	13.0
1993	Brian Randall	15	143	9.5
1994	Phil Anderson	19	193	10.2
1995	Thalamus Trammel	12	168	14.0
1996	Thalamus Trammel	8	67	8.4
1997	Omar Parker	19	140	7.4
1998	Omar Jackson	6	58	9.7
1999	Tommie Mims	14	107	7.6
2000	DaShane Dennis	15	133	8.9
2001	Jonathan Williams	9	40	4.4
2002	DaShaun Morris	16	161	10.1
2003	Freddie Middlebrooks	12	83	6.9
2004	Deon Rheubottom	18	262	14.6
2005	Deon Rheubottom	25	252	10.1
2006	Brandon Hudson	19	221	11.6
2007	Shaheer McBride	17	222	7.2
2008	Brandon Hudson	13	112	8.6
2009	Zacharri Charles	8	63	7.9
2010	Travis Tarpley	8	73	9.1



UNIVERSITY FOOTBALL

DEFENSIVE RECORDS

TOTAL TACKLES (GAME)

23	Craig Parsley	Howard	11/18/89
20	Russell Reeves	Delaware	11/23/07
16	Andre Carroll	vs. N.C. A&T	10/16/10
16	Russell Reeves	South Carolina St.	10/28/06
16	Sam Smith	Bethune-Cookman	10/9/04
16	Justin Mitchell	N.C. A&T	11/9/02

TOTAL TACKLES (SEASON)

159	Stephen Coleman	73s/86a	1972
158	Greg Wright	91s/67a	1978
156	Clarence Pritchett	71s/85a	1972
139	Greg Wright	48s/91a	1979
133	Anthony Sharpe	28s/105a	1981
130	Bruce Davis	53s/77a	1991
126	Odell Jones	60s/66a	1927
123	Mike Colbert	28s/95a	1982
121	Lloyd Badson	61s/60a	1995
119	Lloyd Badson	52s/67a	1993

TOTAL TACKLES (CAREER)

350	Anthony Sharpe	75s/275a	1979-82
316	Lloyd Badson	134s/182a	1992-95
304	Russell Reeves	140s/164a	2004-07
297	Greg Wright	139s/158a	1978-79
234	Ronnie Wilkerson	132s/102a	1993-96
234	Robert Presbury	96s/138a	1984-87
233	Craig Parsley	140s/164a	1987-90
220	Derek Andrews	80s/140a	1984-87
216	Daniel Coppedge	67s/139a	1982-85
212	Timothy King	76s/134a	1978-81

QUARTERBACK SACKS (GAME)

5	LeRoy Thompson	N.C. A&T	11/9/91
4	Ato Polk	N.C. A&T	11/8/99
4	Sam Smith	Florida A&M	9/3/05

QUARTERBACK SACKS (SEASON)

16.0	LeRoy Thompson	1991
14.0	Malcolm Showell	1989
13.5	Sam Smith	2005
13.0	Anthony Sharpe	1981
12.0	Robert Presbury	1987
11.0	LeRoy Thompson	1992
11.0	Robert Presbury	1986
11.0	James Thornton	1981
10.0	Jason Winfield	1991
9.5	Malcolm Showell	1988

QUARTERBACK SACKS (CAREER)

31.0	Robert Presbury	1984-97
30.5	Malcolm Showell	1987-90
30.0	LeRoy Thompson	1990-92
21.5	Anthony Sharpe	1979-82
20.0	Sam Smith	2004-05
19.0	Uhuru Hamiter	1992-94
17.0	Cedric Jones	1994-97
17.0	Joe Lane	1981-84
16.5	Dan Candelero	1983-86
15.5	Zachary Dunn	1998-01

INTERCEPTIONS (GAME)

4	Bertram Chew	N.C. A&T	9/7/85
3	Victor Heffin	Virginia State	10/25/82
3	Brian Randall	Towson State	10/10/92
3	DaShane Dennis	Howard	11/17/01
3	Deon Rheubottom	Morris Brown	8/31/02

INTERCEPTIONS (SEASON)

14	Luther Howard	1972
12	Jimmie Strong	1965
8	Bertram Chew	1985
8	Victor Heffin	1982
7	Reggie Johnson	1988
6	Deon Rheubottom	2001
6	Brian Randall	1992
6	Brian Randall	1991
6	Brian Randall	1990
6	Joe Burton	1985
6	Phillip Howland	1977
6	Andre Dixon	1975

INTERCEPTIONS (CAREER)

28	Jimmie Strong	1962-65
21	Brian Randall	1990-93
19	Joe Burton	1983-86
14	Reggie Johnson	1986-89
14	Timothy King	1978-81
14	Luther King	1970-72
12	Bertram Chew	1982-85
10	Deon Rheubottom	2001-04
10	Victor Heffin	1980-82

INTERCEPTION RETURN YDS. (SEASON)

163	Deon Rheubottom	6 int.	2001
139	Brian Randall	6 int.	1991
127	Eric Wainwright	5 int.	1987
124	Joe Burton	5 int.	1984
123	Brian Randall	6 int.	1990
114	Thomas Douglas	3 int.	1978
114	Andre Dixon	6 int.	1977
98	Tom Kelly	4 int.	1981
97	Bill Alston	4 int.	1982
92	Jerome Strums	3 int.	2009
92	Walter Tullis	2 int.	1975

INTERCEPTION RETURN YDS. (CAREER)

367	Brian Randall	21 int.	1990-93
248	Joe Burton	19 int.	1983-86
210	Deon Rheubottom	10 int.	2002-05
189	Eric Wainwright	7 int.	1987-88
153	Russell Reeves	6 int.	2003-07
118	Jerome Strums	7 int.	2008-09
114	Thomas Douglas	3 int.	1975-78
114	Andre Dixon	6 int.	1973-77

INTERCEPTIONS FOR TD (SEASON)

2	Russell Reeves	2-85	2006
2	Brian Randall	6-139	1991
2	Eric Dines	3-53	1987
2	Eric Wainwright	5-127	1987
2	Walter Tullis	5-N/A	1972
1	Matt Spicer	2-9	2010
1	Darrell Brown	1-0	2010
1	Jerome Strum	4-92	2009
1	Avery Grant	2-53	2009
1	Olusegun Ayanbiola	1-13	2009
1	Akeem Green	3-86	2007
1	Jamel Trotter	1-25	2004
1	Russell Reeves	2-26	2004
1	Jamel Trotter	4-82	2003
1	Deon Rheubottom	6-163	2001
1	Jasper Owens	1-52	2001
1	Vincent Pendergrass	3-26	1994
1	Ray Bias	2-31	1993
1	Lloyd Badson	2-69	1993
1	James Moore	1-20	1991
1	Eric Wainwright	2-62	1989
1	Marc Ware	3-69	1988
1	Elvis Hines	5-49	1988
1	Reggie Johnson	7-54	1988
1	Derek Andrews	3-85	1987
1	Keith Harris	2-53	1986
1	Joe Burton	5-124	1984
1	Andre Williams	2-22	1983
1	Bill Alston	3-97	1982
1	Tom Kelly	4-98	1981
1	Tomas Douglas	3-114	1978
1	Boston Crum	1-37	1978
1	Walter Tullis	2-92	1975

INTERCEPTION FOR TD (CAREER)

3	Russell Reeves	6-153	2003-07
3	Eric Wainwright	7-189	1987-88
3	Walter Tullis	7-92	1972-75
2	Brian Randall	21-367	1990-93
2	Eric Dines	3-53	1986-87

LONGEST INTERCEPTION RETURN

92	Joe Burton	Bowie State	10/13/84
88	Bill Alston	Liberty Baptist	11/20/82
86	Akeem Green	N.C. A&T	10/13/07
75	Tom Kelly	Central State	11/14/81
71	Jerome Strums	at Delaware	9/19/09
65	Walter Tullis	William Paterson	9/13/75
64	Eric Wainwright	Akron	10/17/87
62	Eric Wainwright	Bethune-Cookman	10/7/89
58	Josh Pope	Bethune-Cookman	10/7/06
52	Jasper Owens	Bethune-Cookman	10/6/01

FUMBLE RETURN YDS. (SEASON)

117	DaShane Dennis	2 fr.	1999
100	Akeem Green	1 fr.	2007
100	Stephen Brown	2 fr.	2001
95	Brian Randall	1 fr.	1992
75	Justin Mitchell	1 fr.	2002
50	Tyron Greenwood	1 fr.	2001
50	Khary Darlington	1 fr.	2001
38	Justin Mitchell	2 fr.	2001
32	Brandon Harvey	1 fr.	2010
32	Brian Randall	2 fr.	1991
30	Ryan Robinson	1 fr.	2007
30	Jason Williams	1 fr.	1995

FUMBLE RETURN YARDS (CAREER)

120	Justin Mitchell	12 fr.	2001-03
117	DaShane Dennis	6 fr.	1999-01
100	Akeem Green	3 fr.	2004-07
100	Stephen Brown	3 fr.	1999-02
95	Brian Randall	4 fr.	1990-93

FUMBLE RECOVERIES (SEASON)

6	Justin Mitchell	38 yards	2001
6	Donald Robinson	0 yards	1976
5	James Thornton	0 yards	1981
4	Sam Smith	0 yards	2005
4	Justin Mitchell	7 yards	2003
4	Brandon Yarber	5 yards	2000
4	JoShaun Smith	0 yards	1999
4	Mike Colbert	0 yards	1982
4	David Crocker	0 yards	1978
4	Bennie Shell	0 yards	1976
4	Ken Wright	0 yards	1975
3	Brandon Harvey	32 yards	2010
3	Kevin Conner	17 yards	2008
3	Kelly Rouse	0 yards	2006
3	DaShane Dennis	117 yards	1999
3	Mark Still	0 yards	1993
3	Bruce Davis	0 yards	1991
3	Alphonso Tyler	0 yards	1991
3	Alphonso Tyler	0 yards	1990
3	Kevin Bryant	0 yards	1986
3	Daniel Coppedge	0 yards	1984
3	Michael Cherry	0 yards	1983
3	Tim Gray	0 yards	1982
3	James Holt	0 yards	1982
3	Calvin Mason	0 yards	1979

FUMBLE RECOVERIES (CAREER)

12	Justin Mitchell	2001-03
6	Alphonso Tyler	1990-91
6	DaShane Dennis	1999-01
5	Brandon Yarber	1999-02
5	JoShaun Smith	1996-99
4	Brian Randall	1990-93
4	Kelly Rouse	2005-07
4	Sam Smith	2004-05

FUMBLE REC. FOR TD (SEASON)

2	Stephen Brown	2001
1	Akeem Green	2007
1	Stephon Hopkins	2006
1	Brandon Hudson	2007
1	James Spence	2003
1	Justin Mitchell	2003
1	Deon Rheubottom	2003
1	Daryl Cooper	2002
1	Justin Mitchell	2002
1	Justin Mitchell	2001
1	Tyron Greenwood	2001
1	Khary Darlington	2001
1	Brandon Yarber	2000
1	DaShane Dennis	1999
1	Mike Kargbo	1996
1	Brian Randall	1992
1	Brian Randall	1991
1	Dan Candeloro	1985
1	Greg Wright	1975

FUMBLE REC. FOR TD (CAREER)

3	Justin Mitchell	2001-03
2	Stephen Brown	1999-02

LONGEST FUMBLE RECOVERIES

100	Akeem Green	Morgan State	10/20/07
95	Brian Randall	Morgan State	10/24/92
75	Justin Mitchell	Hampton	10/5/02
75	Stephen Brown	Morgan State	10/20/01
68	DaShane Dennis	Morgan State	10/23/99
50	Khary Darlington	N.C. A&T	11/24/01
50	Tyron Greenwood	Norfolk State	11/10/01
49	DaShane Dennis	Norfolk State	9/18/99
32	Brian Randall	Youngstown State	9/14/91
30	Ryan Robinson	Kent State	9/15/07
30	Jason Williams	Florida A&M	10/14/95



DELAWARE STATE

DEFENSIVE RECORDS

ALL-TIME TACKLE LEADERS (BY YEAR)

Year	Name	Tackles
1970	Glenn James	109
1971	No Record	
1972	Stephen Coleman	159
1973	No Record	
1974	No Record	
1975	No Record	
1976	No Record	
1977	No Record	
1978	Greg Wright	158
1979	Greg Wright	139
1980	Timothy King	104
1981	Anthony Sharpe	133
1982	Mike Colbert	123
1983	Bertram Chew	75
1984	Daniel Coppedge	98
1985	Daniel Coppedge	81
1986	Robert Presbury	91
1987	Derek Andrews	103
1988	Marvin Bright	89
1989	Craig Parsley	104
1990	Craig Parsley	62
1991	Bruce Davis	130
1992	LeRoy Thompson	89
1993	Lloyd Badson	119
1994	Antoine Morris	82
1995	Lloyd Badson	121
1996	Ronnie Wilkerson	101
1997	Jamal Perkins	72
1998	Zach Harden	69
1999	Dante Jones	74
2000	Rick Mason	93
2001	Justin Mitchell	51
2002	Justin Mitchell	65
2003	Justin Mitchell	74
2004	Sam Smith	104
2005	Sam Smith	75
2006	Russell Reeves	79
2007	Russell Reeves	92
2008	Kevin Conner	95
2009	Andre Caroll	56
2010	Andre Caroll	96

ALL-TIME SACKS LEADERS (BY YEAR)

Year	Name	Sacks
1979	Donald Robinson	8.0
1980	Calvin Mason	1.0
	Ricky Mason	1.0
	Jonathan Anderson	1.0
	Kevin Williams	1.0
1981	Anthony Sharpe	13.0
1982	Anthony Sharpe	6.5
	Derrick Thompson	6.5
1983	Joe Lane	6.0
1984	Dan Candellero	6.5
1985	Robert Presbury	8.0
1986	Robert Presbury	11.0
1987	Robert Presbury	12.0
1988	Malcolm Showell	9.5
1989	Malcolm Showell	14.0
1990	Malcolm Showell	5.0
1991	LeRoy Thompson	16.0
1992	LeRoy Thompson	11.0
1993	Uhuru Hamiter	6.0
1994	Uhuru Hamiter	9.0
1995	Ernest Shockley	5.0
1996	Cedric Jones	5.0
1997	Cedric Jones	7.0
1998	Zach Haden	3.0
	Wayne Stackhouse	3.0
1999	Ato Polk	7.0
	Zachary Dunn	7.0
2000	Brandon Yarber	7.0
2001	Justin Mitchell	6.5
2002	Justin Mitchell	4.5
2003	Tyrone Greenwood	5.0
2004	Sam Smith	6.5
2005	Sam Smith	13.5
2006	Kelly Rouse	3.5
2007	Russell Reeves	5.0
2008	Joe Mendes	3.5
2009	Andre Caroll	2.5
2010	Andre Caroll	4.0

ALL-TIME INTERCEPTIONS LEADERS (BY YEAR)

Year	Name	INT	Yds.	Avg.	TD
1970	Joseph Moore	3	22	7.3	0
1971	No Records				
1972	Luther Howard	14	--	--	0
1973	No Records				
1974	No Records				
1975	Andre Dixon	6	23	3.8	0
1976	Andre Dixon	2	30	15.0	0
	Shelton Smith	2	8	4.0	0
1977	Phillip Howland	6	114	19.0	0
1978	Thomas Douglas	3	114	38.0	1
1979	Timothy King	5	64	12.8	0
1980	Timothy King	5	70	14.0	0
1981	Timothy King	4	29	7.2	0
	Tom Kelley	4	98	24.5	1
1982	Victor Heflin	8	75	9.4	0
1983	Mike Cherry	5	18	3.6	0
1984	Joe Burton	5	124	24.8	1
	Billy Alston	5	58	11.6	0
1985	Bertram Chew	8	25	3.1	0
1986	Joe Burton	5	47	9.4	0
1987	Eric Wainwright	5	127	25.4	2
	Willie Sheppard	5	0	0.0	0
1988	Reggie Johnson	7	54	7.7	0
1989	Marc Ware	3	23	7.7	0
	Reggie Johnson	3	5	1.7	0
1990	Brian Randall	6	123	20.5	0
1991	Brian Randall	6	139	23.2	2
1992	Brian Randall	6	51	8.5	0
1993	Brian Randall	3	54	18.0	0
1994	Vincent Pendergrass	3	26	8.7	1
	Shunard Brown	3	17	5.7	0
	Jemel Blagmon	3	57	19.0	0
1995	Ray Bias	3	15	5.0	0
1996	Roderick Farmer	4	35	8.8	0
1997	Mansfield Brooker	4	13	3.3	0
1998	DaShane Dennis	2	0	0.0	0
1999	Dante Jones	2	23	11.5	0
	DaShane Dennis	2	43	21.5	0
2000	Jasper Owens	4	54	13.5	0
2001	Deon Rheubottom	6	136	27.2	1
2002	Deon Rheubottom	3	12	4.0	0
	Stephen Brown	3	27	9.0	0
2003	Jamel Trott	4	82	20.5	1
2004	Blake Saunders	3	31	10.3	0
2005	Blake Saunders	3	27	9.0	0
2006	Russell Reeves	2	85	42.5	2
	Josh Pope	2	58	29.0	0
	Kofi Amoah	2	15	7.5	0
2007	Akeem Green	3	86	28.7	1
2008	James Romain	4	7	1.8	0
2009	Jerome Strums	4	92	23.0	1
2010	Jomah Watston	2	3	1.5	0
	Matt Spicer	2	9	4.5	1
	Francis Adjei	2	25	12.5	0

UNIVERSITY FOOTBALL



TEAM RECORDS

BEST RECORD

8-0	(1.000)	1934
9-1	(.900)	1987
10-2	(.833)	2007
9-2	(.818)	1985
9-2	(.818)	1991
8-2	(.800)	1984
6-2	(.750)	1970
8-3	(.727)	2006
7-3	(.700)	1960
7-3	(.700)	1990

MOST WINS

10	2007
9	1985, 1987, 1991
8	1934, 1984, 2006
7	1960, 1990
6	1970

MOST POINTS SCORED (QUARTER)

30	10/15/88	vs. Arkansas-Pine Bluff	first quarter
29	106/89	at Liberty	fourth quarter
29	11/23/91	vs. Howard	second quarter
28	10/23/93	vs. Morgan State	first quarter
28	9/24/83	vs. D.C.	first quarter
28	10/22/83	at Liberty Baptist	first quarter
28	10/5/85	vs. Bethune-Cookman	third quarter
28	10/25/03	vs. Morgan State	second quarter
28	9/906	vs. St. Francis (Pa.)	second quarter
27	Three times		

MOST POINTS SCORED (HALF)

51	10/15/88	vs. Arkansas-Pine Bluff	first half
49	9/9/06	vs. St. Francis (Pa.)	first half
48	9/26/87	vs. D.C.	first half
48	10/23/93	vs. Morgan State	first half
42	9/24/83	vs. D.C.	first half
42	10/22/83	at Liberty Baptist	first half
42	10/13/84	at Bowie State	first half
42	11/23/91	vs. Howard	first half
39	11/9/85	at Southern	first half
38	Twice		

MOST POINTS SCORED (GAME)

70	vs. Bowie State	70-8	10/13/84
69	vs. District of Columbia	69-14	10/26/87
66	vs. St. Paul's	66-0	1950
66	vs. Lock Haven	66-19	9/3/96
65	vs. Morgan State	65-42	10/25/93
64	vs. Howard	64-37	11/18/00
63	vs. St. Francis	62-28	9/9/06
62	vs. Concord (W.V.)	62-0	11/4/06
58	vs. St. Paul's	58-0	1948
58	vs. Ark-Pine Bluff	58-7	10/15/88

MOST POINTS SCORED (SEASON)

425	1984	10 games
387	1985	11 games
380	2000	11 games
371	1993	11 games
368	1983	11 games
345	1987	10 games
335	2006	11 games
335	2007	12 games
315	2001	11 games
300	1991	11 games

MOST POINTS ALLOWED (QUARTER)

49	11/8/80	at Portland State	first quarter
35	11/8/80	at Portland State	third quarter
28	11/22/80	at Florida A&M	fourth quarter
28	9/29/90	at Bethune-Cookman	second quarter
28	11/14/92	at Liberty	second quarter
28	10/17/98	vs. Liberty	second quarter
28	11/7/98	vs. NCA&T	fourth quarter
28	9/2/00	vs. Florida A&M	third quarter
28	10/17/09	at Michigan	first quarter
27	11/2/96	vs. S.C. State	second quarter
27	10/8/99	at Hofstra	second quarter

MOST POINTS ALLOWED (HALF)

63	11/8/80	at Portland State	first half
49	11/17/09	at Michigan	first half
42	????	at Bethune-Cookman	first half
42	11/8/80	at Portland State	second half
42	11/14/92	at Liberty	first half
42	10/7/95	at Hampton	first half
42	10/3/98	vs. Florida A&M	first half
41	9/5/98	at Hofstra	first half
41	9/17/05	at James Madison	first half
40	10/19/96	vs. Florida A&M	first half
35	Six times		

MOST POINTS ALLOWED (GAME)

105	Portland State	0-105	11/8/90
68	vs. Hofstra	0-68	9/5/98
65	at James Madison	7-65	9/17/05
63	at Michigan	6-63	10/17/09
60	Maryland State	0-60	1952
54	vs. Hampton	28-54	9/30/00
53	vs. Morgan State	36-53	10/25/03
52	at NCA&T	0-52	10/17/80
52	at South Carolina State	10-52	10/31/09
51	at West Chester	0-51	1971
51	at Hampton	21-51	10/7/95

MOST POINTS ALLOWED (SEASON)

482	1998	11 games
437	1980	11 games
378	2000	11 games
352	1993	11 games
348	2003	11 games
334	2010	11 games
324	2001	11 games
317	1996	11 games
313	2002	12 games
312	1997	11 games
282	1992	11 games

FEWEST POINTS SCORED (SEASON)

34	1971	9 games
41	1979	9 games
48	1951	9 games
52	1967	9 games
80	1978	10 games
91	1976	11 games
102	1980	11 games
103	1963	9 games
108	1948	9 games
109	1965	9 games

FEWEST POINTS ALLOWED (SEASON)

2	1934	8 games
15	1955	8 games
24	1935	8 games
31	1954	8 games
34	1957	8 games
52	1956	9 games
83	1970	8 games
87	1960	8 games
96	1953	8 games
104	1946	8 games

MOST TD SCORED (SEASON)

61	1984	10 games
54	2000	11 games
51	1993	11 games
44	2006	11 games
43	1990	10 games
42	2001	11 games
41	1992	11 games
40	1994	11 games

MOST RUSHING TD (SEASON)

45	1984	10 games
36	1992	11 games
34	1985	11 games
33	1987	10 games
32	1983	11 games
32	1990	10 games
31	1992	11 games
28	1991	11 games
25	Three times	

MOST PASSING TD (SEASON)

32	2000	11 games
23	2010	11 games
19	1999	11 games
16	1998	11 games
15	1985	11 games
15	1989	11 games
14	1994	11 games
13	Seven Times	

MOST TD SCORED AGAINST (GAME)

8	Neil Lomax	Portland State	11/8/80
4	Lance Johnson	Portland State	11/8/80
4	Mike Cadore	Eastern Kentucky	9/10/88
4	Tamron Smith	Youngstown State	9/12/92
4	Rupert Grant	Howard	11/20/93
4	Brian McCarty	Towson State	9/17/94
4	Michael Hicks	South Carolina St.	10/30/94
4	Lawrence Worthington	Liberty	9/14/96
4	Kenny Bynum	South Carolina St.	11/2/96
4	Angelo Todd	Norfolk State	9/19/98
4	Walt Heilig	Liberty	10/17/98
4	Montrel Coley	Hampton	9/30/00
4	Omar Cuff	Delaware	11/23/07

MOST FIRST DOWNS (GAME)

32	vs. Grambling	45-42	9/26/92
31	at Norfolk State	26-38	9/19/98
30	vs. Liberty	48-24	10/22/83
30	vs. Cheyney	50-18	9/6/97
29	vs. South Carolina State	57-32	10/28/00
28	vs. South Carolina State	50-36	9/3/84
28	vs. Northeastern	43-16	9/8/90
28	vs. Morgan State	65-42	10/23/93
28	vs. Bucknell	28-33	9/6/03
27	Four times		

MOST FIRST DOWNS RUSHING (GAME)

24	vs. Towson	24-13	9/22/90
24	vs. Jackson State	37-34	10/5/91

MOST FIRST DOWNS RUSHING (SEASON)

176	1984	10 games
156	1991	11 games
152	1990	10 games
146	1983	11 games
146	1986	11 games
143	1992	11 games
142	1993	11 games
138	1985	11 games
138	1996	11 games
123	1987	10 games

MOST FIRST DOWNS PASSING (GAME)

20	vs. Florida A&M	10/3/98
17	vs. Morgan State	10/23/04
17	vs. Norfolk State	9/19/98
14	vs. Florida A&M	10/15/94



TEAM RECORDS

MOST FIRST DOWNS PASSING (SEASON)

126	2010	11 games
116	1998	11 games
102	2000	11 games
104	2004	11 games
91	1999	11 games
91	2008	11 games
90	1994	11 games
78	2009	10 games
77	2007	12 games
71	2003	11 games
70	1997	11 games
66	1996	11 games

MOST RUSHING ATTEMPTS (GAME)

79	vs. Howard	29-14	11/17/90
76	vs. Jackson State	37-34	10/5/91
71	at Northeastern	46-20	11/16/91
69	vs. Howard	56-12	11/23/91
69	vs. Morgan State	41-17	10/24/92
67	vs. Towson	24-13	9/22/90
67	at Grambling	45-42	9/26/92
66	Four times		

MOST RUSHING YARDS (GAME)

518	vs. Towson	24-13	9/22/90
509	vs. Liberty	34-11	11/10/84
507	vs. Bethune-Cookman	55-26	10/2/93
497	vs. Morgan State	65-42	10/23/93
481	at North Carolina A&T	56-7	9/22/84
463	at Liberty	48-24	10/22/83
435	vs. Jackson State	37-34	10/5/91
427	vs. Northeastern	24-37	11/15/86
427	vs. Cheyney	50-18	9/6/97
402	at Grambling	45-42	9/26/92

MOST RUSHING YARDS (SEASON)

3,773	1984	10 games
3,283	1991	11 games
3,119	1985	11 games
3,117	1983	11 games
3,099	1992	11 games
3,034	1993	11 games
2,987	1990	10 games
2,931	1987	10 games
2,914	1986	11 games
2,571	1996	11 games

MOST RUSHING YDS. ALLOWED (GAME)

504	vs. Elon	9/11/99
461	at Michigan	10/17/09
450	vs. Bethune-Cookman	10/7/00
440	at North Carolina A&T	10/18/80
429	vs. Bethune-Cookman	10/10/98
419	at Portland State	11/8/80
409	vs. Northeastern	11/15/86
396	vs. South Carolina State	11/13/99
384	at Towson	10/26/85
380	vs. North Carolina A&T	11/7/98

FEWEST RUSHING YDS. ALLOWED (GAME)

(-85)	vs. Norfolk State	11/10/01
(-29)	at Connecticut	10/12/85
(-23)	vs. Cheyney	9/5/92
(-8)	at Morgan State	10/20/90
(-7)	vs. Fayetteville State	9/4/93
(-6)	vs. D.C.	9/24/83
(-5)	vs. Howard	11/23/91
(-5)	at Morgan State	10/26/96
10	vs. Norfolk State	9/30/95
12	vs. Howard	11/19/05

MOST PASSING ATTEMPTS (GAME)

62	vs. Florida A&M	21-56	10/3/98
53	at Norfolk State	26-38	9/19/98
51	vs. Morgan State	37-51	10/23/04
50	vs. Hampton	14-20	9/30/10
49	vs. North Carolina A&T	15-47	11/7/98
45	vs. Norfolk State	26-38	9/19/98
44	at Norfolk State	31-28	11/11/00
44	vs. Norfolk State	28-21	11/10/07
43	Six times		

FEWEST PASSING ATTEMPTS (GAME)

1	vs. Northeastern	24-37	11/15/86
2	vs. South Carolina State	19-14	11/2/91
4	at Northeastern	46-20	11/16/91
4	vs. Cheyney	44-12	9/11/93
5	Six times		

MOST PASSING YARDS (GAME)

430	vs. Morgan State	37-51	10/23/04
426	vs. FAMU	21-56	10/3/98
400	at Howard	53-43	11/20/10
351	vs. Bucknell	28-38	11/25/99
339	vs. Norfolk State	31-28	11/11/00
316	at South Carolina State	10-52	10/31/09
315	vs. Howard	30-20	11/21/09
300	vs. Bethune-Cookman	51-7	10/5/85
299	vs. North Carolina A&T	46-45	11/4/00
298	at Morgan State	24-34	10/23/10

MOST PASSING YARDS (SEASON)

2,738	2010	11 games
2,635	1998	11 games
2,476	2004	11 games
2,452	2000	11 games
2,230	1994	11 games
2,171	1999	11 games
1,844	2008	11 games
1,773	2003	11 games
1,644	1985	11 games
1,620	2009	10 games

MOST PASSING YDS. ALLOWED (GAME)

487	vs. Howard	43-31	11/17/01
478	vs. Florida A&M	38-43	10/13/90
450	vs. Bethune-Cookman	55-26	10/2/93
450	vs. Florida A&M	21-56	10/3/98
429	vs. Central (OH) State	26-49	11/5/83
420	at Bethune-Cookman	56-42	9/29/90
419	vs. Central (OH) State	20-14	11/15/80
416	vs. Bethune-Cookman	23-16	10/1/83
406	vs. Norfolk State	20-14	9/30/95
404	at Bethune-Cookman	38-41	9/29/84

MOST INTERCEPTIONS THROWN (GAME)

5	at Central (OH) State	26-49	11/5/83
5	at Bethune-Cookman	38-41	9/29/84
5	vs. North Carolina A&T	30-16	9/7/85
5	vs. Akron	52-26	10/17/87
5	vs. Towson	40-17	10/24/87
5	at Florida A&M	19-48	10/30/99
5	at Bethune-Cookman	20-41	10/7/00
4	Six times		

MOST INTERCEPTIONS THROWN (SEASON)

31	1987	10 games
21	1975	10 games
20	1997	11 games
19	1980	11 games
18	1979	10 games
17	1976	11 games
17	1998	11 games
17	2000	11 games
17	2008	11 games
16	Four times	

MOST TOTAL YARDS (GAME)

730	vs. Morgan State	65-42	10/23/93
624	vs. Liberty	48-24	10/22/83
602	vs. Central (OH) State	55-17	10/27/84
593	vs. Bethune-Cookman	55-26	10/2/93
587	vs. Lock Haven	66-19	9/1/96
579	vs. Towson	24-13	9/22/90
578	vs. South Carolina State	57-32	10/28/00
577	vs. South Carolina State	34-21	11/1/86
575	vs. Howard	38-16	11/23/85
567	at Howard	64-36	11/11/00

MOST TOTAL YARDS (SEASON)

5,103	1984	10 games
4,763	1985	11 games
4,557	1994	11 games
4,502	1993	11 games
4,428	1992	11 games
4,355	1990	10 games
4,305	2000	11 games
4,265	1983	11 games
4,092	1986	11 games
4,059	1996	11 games

MOST TOTAL YARDS ALLOWED (GAME)

727	at Michigan	6-63	10/17/09
623	vs. Florida A&M	0-49	10/18/97
617	vs. Florida A&M	21-56	10/3/98
611	at Bethune-Cookman	20-41	10/7/00
599	at James Madison	7-65	9/17/05
584	at Central (OH) State	26-49	11/5/83
573	vs. Florida A&M	19-48	10/31/99
559	vs. Florida A&M	43-38	10/13/90
559	vs. Liberty	21-53	10/17/98
557	vs. Hampton	28-54	9/30/00

MOST SHUTOUTS (SEASON)

7	1934	8 games
6	1935	8 games
5	1954	8 games
5	1955	8 games
5	1957	8 games
4	1956	9 games
4	1977	11 games

MOST SACKS (SEASON)

46	1991	11 games
43	1983	11 games
42	1987	10 games
40	1989	11 games
37	2005	11 games
36	1981	11 games
36	1985	11 games
33	2001	11 games
28	1999	11 games



COACHING RECORDS

MOST COACHING WINS (SEASON)

10	Al Lavan	10-1	2007
9	Bill Collick	9-2	1991
9	Bill Collick	9-1	1987
9	Bill Collick	9-2	1985
8	Al Lavan	8-3	2006
8	Joseph Purzycki	8-2	1984
8	Edward Jackson	8-0	1934
7	12 times		

MOST COACHING WINS (CAREER)

81	Bill Collick	1985-96
47	Edward Jackson	1933-45; 1953-55
41	Al Lavan	2004-10
25	Arnold Jeter	1967-74
21	Joseph Purzycki	1981-84
18	Edmond Wyche	1975-80
17	Bennie J. George	1956-59
16	Ben Blacknall	2000-03
15	Thomas Conrad	1946-49
15	Ray D. Moore	1961-64

BEST WINNING PERCENTAGE (CAREER)

Minimum 30 games

.628	Bill Collick	1985-96
.612	Edward Jackson	1933-45; 1953-55
.532	Al Lavan	2004-10
.531	Bennie J. George	1956-59
.500	Joseph Purzycki	1981-84

MOST GAMES COACHED

129	Bill Collick	1985-96
77	Al Lavan	2004-10
74	Arnold Jeter	1967-74
67	Edward Jackson	1933-45; 1953-55
43	Joseph Purzycki	1981-84
42	Edmond Wyche	1975-78
40	Ben Blacknall	2000-03
36	Roy D. Moore	1961-64
33	John McKenzie	1997-99
32	Bennie J. George	1956-59

HORNETS ALL-TIME COACHING RECORDS

Edward Jackson	1933-45; 1953-55	47-26-2
Thomas Conrad	1946-49	15-16-1
Robert White	1950-51	4-14-1
Willard S. Jones	1952	1-7-0
Bennie J. George	1956-59	17-15-1
Preston Mitchell	1960	4-4-0
Roy D. Moore	1961-64	15-20-1
U.S. Washington	1965-66	7-10-0
Arnold Jeter	1967-74	25-48-1
Edmond Wyche	1975-78	18-23-1
Charles Henderson	1979-80	6-14-1
Joseph Purzycki	1981-84	21-21-1
Bill Collick	1985-96	81-48-0
John McKenzie	1997-99	7-26-0
Ben Blacknall	2000-03	16-24-0
Butch Posey*	2003	1-4-0
Al Lavan	2004-10	41-36-0
Kermit Blount	2011-	N/A

* - Interim

ALL-TIME ASSISTANT COACHES (BY YEAR)

- 1971: Donald Blakey, Joe Burden, Rufus Simmons, Horace Small
- 1972: Joe Burden, Gerald Kobasa, Roy Knight, Charles May, Horace Small
- 1973: Joe Burden, Roy Knight, Gerald Kobasa, Charles May, Horace Small
- 1974: No Record
- 1975: Milton Fitch, Byarie Jones, Tom Kinkus, Jackie Robinson, Jimmie Strong
- 1976: Charles Henderson, Byarie Jones, Tom Kinkus, Jim Refosco, Jimmie Strong
- 1977: Norman Hayes, Charles Henderson, Byarie Jones, Jackie Robinson
- 1978: Norman Hayes, Charles Henderson, Byarie Jones, Jackie Robinson
- 1979: Byarie Jones, Roy Knight, Jackie Robinson
- 1980: Scottie Elliot, Earl Goodman, Byarie Jones, Roy Knight, Jackie Robinson
- 1981: William Billings, C. Jeffrey Cannon, William Collick, Gregory McLaurin, Walter Tullis
- 1982: William Billings, C. Jeffrey Cannon, William Collick, Gregory McLaurin, Walter Tullis
- 1983: William Billings, C. Jeffrey Cannon, William Collick, Gregory McLaurin
- 1984: William Billings, C. Jeffrey Cannon, William Collick, Keith Hinkle, Gregory McLaurin, Levi Shade
- 1985: John Coveleski, David Dolch, Donald Golacinski, Robert Maul, Jr., Gregory McLaurin,
- 1986: John Coveleski, Scot Dapp, Donald Golacinski, Gregory McLaurin, Thurmond Moore
- 1987: John Coveleski, Donald Golacinski, Gregory McLaurin, Thurmond Moore, Keith E. Tillman
- 1988: John Coveleski, Sean Gibson, Donald Golacinski, Franz Kappel, Gregory McLaurin, Thurmond Moore, Joe Wysock
- 1989: Sean Gibson, Don Golacinski, Dwayne Henry, Gregory McLaurin, Baxter Weber, Andre Williams
- 1990: William Billings, Ed DiFederico, Dwayne Henry, Franz Kappel, Gregory McLaurin, Andre Williams
- 1991: William Billings, Ed DiFederico, Dwayne Henry, Franz Kappel, Gregory McLaurin, Andre Williams
- 1992: William Billings, Ed DiFederico, Dwayne Henry, Franz Kappel, Gregory McLaurin, Andre Williams
- 1993: William Billings, Ed DiFederico, Dwayne Henry, Franz Kappel, Gregory McLaurin, Andre Williams
- 1994: William Billings, Dwayne Henry, Franz Kappel, Tony Pierce, Nickolas Polk, Eric Wainwright
- 1995: William Billings, Jeff Braxton, Dwayne Henry, Darryl Holmes, T.J. McCreight, Nickolas Polk
- 1996: Jeff Braxton, Nick Calcutta, Dwayne Henry, Darryl Holmes, Franz Kappel, T.J. McCreight, Franklin Moon, Mike Walker
- 1997: Roy Bennett, Reggie Brown, Maurice Heard, Patrick Johnson, Leontist Wagner, Deatrich Wise
- 1998: Roy Bennett, Reggie Brown, Maurice Heard, Patrick Johnson, Leontist Wagner, Deatrich Wise
- 1999: Reggie Brown, Damon Frenchers, Patrick Johnson, Trei Oliver, Vincent "Chico" Williams
- 2000: Jeff Braxton, Damon Frenchers, Leo Hamlett, Trei Oliver, Butch Posey, Curtis Thomas, Vincent "Chico" Williams
- 2001: Jeff Braxton, David Francis, Damon Frenchers, Leo Hamlett, Trei Oliver, Butch Posey, Curtis Thomas, Vincent "Chico" Williams
- 2002: Jeff Braxton, Damon Frenchers, Leo Hamlett, Trei Oliver, Butch Posey, Curtis Thomas, Vincent "Chico" Williams
- 2003: Jeff Braxton, Andre Creamer, Damon Frenchers, Leo Hamlett, Albert Horsey, James Posey, Butch Posey, Curtis Thomas, Vincent "Chico" Williams
- 2004: Eric Day, Derek Hall, Luke Harris, Marshall Hayes, Larry Holton, Aubrey Kelly, Greg McLaurin, Tim Orr, Curtis Thomas
- 2005: Raimond Braithwaite, Andre Creamer, Eric Day, Derek Hall, Luke Harris, David Melendez, Curtis Thomas, Dwayne Thomas, Vincent White
- 2006: Jeff Braxton, Andre Creamer, Eric Day, Derek Hall, Paul Macklin, Ed Sanders, Curtis Thomas, Dwayne Thomas
- 2007: Jeff Braxton, Mike Gallagher, Derek Hall, Bobby Jones, Paul Macklin, Rayford Petty, Doug Sams, Ed Sanders, Curtis Thomas,
- 2008: Renato Diaz, Mike Gallagher, Derek Hall, Bobby Jones, Lawrence Livingston, Rayford Petty, Ed Sanders, Doug Sams, Curtis Thomas
- 2009: Ronald Bolton, Renato Diaz, Mike Gallagher, Bernd Gottschalk, Bobby Jones, Rayford Petty, Doug Sams, Ed Sanders, Adam Shorter, Curtis Thomas
- 2010: Ronald Bolton, Nick Calcutta, Renato Diaz, Mike Gallagher, Bobby Jones, John Morgan, Rayford Petty, Doug Sams, Curtis Thomas
- 2011: Jeff Braxton, Nick Calcutta, Bryant Foster, Arrington Jones, Mike Ketchum, Will King, Curtis Thomas, Tory Woodbury



DELAWARE STATE

HOMECOMING RECORDS

ALL-TIME HOMECOMING RESULTS

1969	Oct. 11	W	10-0	Howard	
1970	Oct. 17	W	6-0	St. Paul's	
1971	Oct. 9	L	3-24	Howard	
1972	Oct. 14	W	14-10	North Carolina Central	
1973	Oct. 6	L	6-29	Howard	
1974		L	0-7	North Carolina Central	
1975	Oct. 25	W	17-3	Morgan State	
1976	Nov. 6	W	27-6	Shaw	
1977	Oct. 29	W	10-3	Kentucky State	
1978	Oct. 14	W	16-13	North Carolina Central	
1979	Oct. 27	W	16-2	Kentucky State	5,000
1980	Nov. 15	W	20-14	Central State	4,650
1981	Oct. 31	L	7-24	Towson State	5,000
1982	Oct. 23	W	15-14	Virginia State	7,100
1983	Oct. 15	W	26-7	North Carolina A&T	7,000
1984	Oct. 27	W	55-17	Central State	12,000
1985	Oct. 5	W	51-7	Bethune-Cookman	8,500
1986	Nov. 1	W	34-21	South Carolina State	6,000
1987	Nov. 7	W	41-9	North Carolina A&T	7,522
1988	Oct. 29	W	28-7	South Carolina State	7,800
1989	Nov. 4	W	30-7	South Carolina State	
1990	Oct. 27	W	39-0	South Carolina State	
1991	Oct. 26	W	26-10	Morgan State	7,230
1992	Oct. 31	L	7-28	South Carolina State	
1993	Oct. 23	W	65-42	Morgan State	
1994	Oct. 29	L	38-42	South Carolina State	
1995	Oct. 21	W	41-17	Morgan State	
1996	Nov. 2	L	14-34	South Carolina State	5,198
1997	Oct. 25	L	7-14	Morgan State	6,839
1998	Oct. 31	L	14-31	South Carolina State	4,131
1999	Oct. 23	W	34-20	Morgan State	4,231
2000	Oct. 28	W	57-32	South Carolina State	6,352
2001	Oct. 20	W	38-12	Morgan State	5,189
2002	Nov. 2	W	27-21	South Carolina State	5,182
2003	Oct. 25	L	36-53	Morgan State	5,349
2004	Oct. 30	L	14-28	South Carolina State	6,583
2005	Oct. 22	W	41-14	Morgan State	4,616
2006	Oct. 14	W	37-21	North Carolina A&T	4,577
2007	Oct. 20	W	25-17	Morgan State	5,446
2008	Oct. 18	W	42-7	North Carolina A&T	6,089
2009	Oct. 24	W	35-22	Morgan State	5,327
2010	Oct. 16	W	31-26	North Carolina A&T	4,131

HOMECOMING COACHING RECORDS

Arnold Jeter	1969-74	3-3
Edmond Wyche	1975-78	4-0
Charles Henderson	1979-80	2-0
Joseph Purzycki	1981-84	3-1
Bill Collick	1985-96	9-3
John McKenzie	1997-99	1-2
Ben Blacknall	2000-03	3-0
Butch Posey*	2003	0-1
Al Lavan	2004-10	6-1

BIGGEST HOMECOMING WIN

Oct. 5, 1985 W 51-7 Bethune-Cookman 8,500

HOMECOMING ATTENDANCE RECORDS

Oct. 27, 1984	W 55-17	Central State	12,000
Oct. 5, 1985	W 51-7	Bethune-Cookman	8,500
Oct. 29, 1988	W 28-7	South Carolina State	7,800
Nov. 7, 1987	W 41-9	North Carolina A&T	7,522
Oct. 26, 1991	W 26-10	Morgan State	7,230
Oct. 23, 1982	W 15-14	Virginia State	7,100
Oct. 15, 1983	W 26-7	North Carolina A&T	7,000
Oct. 25, 1997	L 7-14	Morgan State	6,839
Oct. 30, 2004	L 14-28	South Carolina State	6,583
Oct. 28, 2000	W 57-32	South Carolina State	6,352

LONGEST HOMECOMING WINNING STREAK

1982-91 10 games
2005-Present 6 games

LONGEST HOMECOMING LOSING STREAK

1996-98 3 games

VS OPPONENT (ALL-TIME)

Team	Games	Record	Pct.	Last Time
Morgan State	11	9-2	.818	2010
S.C. State	11	6-5	.545	2004
N.C. A&T	5	5-0	1.000	2009
N.C. Central	3	2-1	.667	1978
Howard	3	1-2	.333	1973
Kentucky State	2	2-0	1.000	1979
Central State	2	2-0	1.000	1984
B-CU	1	1-0	1.000	1985
Shaw	1	1-0	1.000	1976
St. Paul's	1	1-0	1.000	1970
Virginia State	1	1-0	1.000	1982
Towson State	1	0-1	.000	1981



ALL-TIME RESULTS

1924 (0-1)
L 0-65 Lincoln (Pa.)

1925 (0-2)
L 6-27 Atlantic City H.S.
L 13-21 Moorestown H.S.
19-48

1926 (1-0)
W 14-0 Downingtown (Pa.) Industrial

1929 (1-0)
W 12-7 Normal (Cheyney)

1930 (4-2) (Overall - 6-5)
L 6-7 Bordentown (N.J.) Military Institute
W 18-0 Maryland State
W 7-0 Howard H.S.
L 0-6 Normal (Cheyney)
W 14-12 Downingtown (Pa.) Industrial
W 19-0 Maryland State
64-25

1931 (2-2-1) (Overall - 8-7-1)
W 14-13 Bordentown (N.J.) Military Institute
T 0-0 Howard H.S.
L 0-30 Cheyney
L 0-33 Downingtown (Pa.) Industrial
W 30-0 Maryland State
44-76

1932 (2-5) (Overall - 10-12-1)
W 29-7 Newark Athletic Club
L 12-13 Cheyney
L 7-20 Bordentown (N.J.) Military Institute
L 0-18 Downingtown (Pa.) Industrial
W 13-0 Maryland State
L 6-20 Storer College
L 6-7 Howard H.S.
73-85

1933 (4-4) (Overall - 14-16-1)
Coach: Edward Jackson
L 18-26 Bowie State
L 0-8 Miner (UDC)
L 0-7 Cheyney
L 0-13 Bordentown (N.J.) Military Institute
W 7-0 Downingtown (Pa.) Industrial
W 38-0 Maryland State
W 33-6 Storer College
W 18-0 Howard H.S.
114-60

1934 (8-0) (Overall - 22-16-1)
Coach: Edward Jackson (12-4)
W 13-0 Bowie State
W 6-2 Miner (UDC)
W 8-0 Lincoln (Pa.)
W 14-0 Cheyney
W 20-0 Bordentown (N.J.) Military Institute
W 25-0 Downingtown (Pa.) Industrial
W 38-0 Storer College
W 1-0 Maryland State (Forfeit)
125-2

1935 (7-1) (Overall - 29-17-1)
Coach: Edward Jackson (19-5)
L 0-6 Virginia State
W 25-17 Miner (UDC)
W 13-6 Lincoln (Pa.)
W 39-0 Bordentown (N.J.) Military Institute
W 32-0 Downingtown (Pa.) Industrial
W 42-0 Maryland State
W 52-0 Storer College
W 7-0 Cheyney
210-24

1936 (1-3-1) (Overall - 30-20-2)
Coach: Edward Jackson (20-8-1)
W 18-9 Bowie State
L 0-29 Cheyney
T 6-6 Bordentown (N.J.) Military Institute
L 0-41 Lincoln (Pa.)
L 0-20 Miner (UDC)
24-105

1937 (1-0) (Overall - 31-20-2)
Coach: Edward Jackson (21-8-1)
W 13-6 Lincoln (Pa.)

1938 (0-1) (Overall - 31-21-2)
Coach: Edward Jackson (21-9-1)
L 7-20 Cheyney

1939 (0-2) (Overall - 31-23-2)
Coach: Edward Jackson (21-11-1)
L 7-12 Cheyney
L Bordentown (N.J.) Military Institute

1941 (0-3) (Overall - 31-26-2)
Coach: Edward Jackson (21-14-1)
L 12-27 Cheyney
L 0-13 Howard
L 0-18 Elizabeth City
12-58

1942 (3-1-1) (Overall - 34-27-3)
Coach: Edward Jackson (24-15-2)
L 6-34 Lincoln (Pa.)
T 13-13 Howard
W 32-6 Winston-Salem
W 27-0 Fort DuPont
W 6-0 Virginia Union
84-53

1944 (2-2) (Overall - 36-29-3)
Coach: Edward Jackson (26-17-2)
L 0-47 Morgan State
L 0-19 Lincoln (Pa.)
W 7-6 Howard
W 18-6 Howard
25-78

1945 (3-3, 3-3 CIAA) (Overall - 39-32-3)
Coach: Edward Jackson (29-20-2)
W 13-12 NC Central*
L 0-27 Morgan State*
L 13-25 Lincoln (Pa.)*
W 14-0 Hampton*
L 19-25 Howard*
W 26-0 Bluefield*
85-89
*-CIAA game

1946 (4-4, 3-4 CIAA) (Overall - 43-36-3)
Coach: Thomas Conrad
W 19-7 Howard*
L 6-32 NC Central*
L 6-22 Morgan State*
L 6-19 Lincoln (Pa.)*
L 0-12 Hampton*
W 12-6 Winston-Salem*
W 50-0 St. Paul's*
W 7-6 Florida N&T†
106-104
*-CIAA game
†Flower Bowl 1/1/47- Jacksonville, Fla.

1947 (4-4, 4-3 CIAA) (Overall - 47-40-3)
Coach: Thomas Conrad (8-8)
L 0-27 Howard*
W 7-0 NC Central*
L 0-31 Morgan State*
L 7-20 Lincoln (Pa.)*
W 11-7 J.C. Smith*
W 20-6 Winston-Salem*
L 0-41 Central (Ohio)
W 22-0 St. Augustine's*
67-132
*-CIAA game

1948 (4-5, 4-4 CIAA) (Overall - 51-45-3)
Coach: Thomas Conrad (12-13)
L 0-40 Howard*
L 0-14 NC Central*
L 0-41 Morgan State*
W 7-6 Lincoln (Pa.)*
W 14-12 J.C. Smith*
L 7-12 Winston-Salem*
W 58-0 St. Paul's*
L 0-41 Central (Ohio)
W 22-0 St. Augustine's*
108-166
*-CIAA game

1949 (3-5-1, 3-5-1 CIAA) (Overall - 54-50-4)
Coach: Thomas Conrad (15-18-1)
L 0-27 NC Central*
L 7-38 Howard*
L 0-32 Morgan State*
T 12-12 Winston-Salem*
W 26-20 Lincoln (Pa.)*
L 6-10 J.C. Smith*
W 13-11 Bluefield*
W 40-0 St. Paul's*
L 7-13 St. Augustine's*
111-163
*-CIAA game

1950 (2-7-1, 2-6-1 CIAA) (Overall - 56-57-5)
Coach: Robert White
L 0-13 NC Central*
L 6-7 Howard*
L 0-20 Morgan State*
L 0-34 Maryland State*
L 0-18 Winston-Salem*
W 66-0 St. Paul's*
W 25-14 J.C. Smith*
T 0-0 Lincoln (Pa.)*
L 6-13 St. Augustine's*
L 36-44 Bluefield*
133-163
*-CIAA game

1951 (2-7, 2-4 CIAA) (Overall - 58-64-5)
Coach: Robert White (4-14-1)
L 2-21 Howard*
L 6-45 Morgan State*
L 6-18 Maryland State
L 0-13 King's (Pa.)
L 0-3 Cheyney
L 0-24 J.C. Smith*
L 0-34 Lincoln (Pa.)*
W 14-0 St. Paul's*
W 13-0 St. Augustine's*
48-158
*-CIAA game

1952 (1-7, 1-5 CIAA) (Overall - 59-71-5)
Coach: Willard S. Jones
L 0-25 Howard*
L 6-33 Morgan State*
L 0-60 Maryland State
L 6-33 King's (Pa.)
L 0-21 J.C. Smith*
L 6-26 Lincoln (Pa.)*
W 24-0 St. Paul's*
L 6-7 St. Augustine's*
48-205
*-CIAA game

1953 (4-4, 2-4 CIAA) (Overall - 63-75-5)
Coach: Edward Jackson (33-24-2)
W 13-6 Howard*
W 7-6 Cheyney
W 18-0 Norfolk State
L 0-26 Hampton*
L 0-20 J.C. Smith*
L 12-19 Lincoln (Pa.)*
L 6-7 St. Paul's*
W 19-12 St. Augustine's*
75-96
*-CIAA game

1954 (7-1, 5-1 CIAA) (Overall - 70-76-5)
Coach: Edward Jackson (40-25-2)
W 13-0 Howard*
W 25-0 Cheyney
W 7-0 Norfolk State
W 6-0 Hampton*
W 13-0 J.C. Smith*
W 18-13 Lincoln (Pa.)*
W 26-6 St. Paul's*
L 6-12 St. Augustine's*
114-31
*-CIAA games

1955 (7-1, 5-1 CIAA) (Overall - 77-77-5)
Coach: Edward Jackson (47-26-2)
L 0-3 Maryland State*
W 37-0 Cheyney
W 13-0 King's (Pa.)
W 12-0 Hampton*
W 20-6 J.C. Smith*
W 37-6 St. Paul's*
W 18-0 Lincoln (Pa.)*
W 6-0 St. Augustine's*
143-15
*-CIAA game

1956 (7-1-1, 5-0-1 CIAA) CIAA Co-Champions (Overall - 84-78-6)
Coach: Bennie J. George
W 12-7 Maryland State*
W 27-0 Cheyney
L 0-13 Bloomsburg
W 46-6 Hampton*
W 32-0 J.C. Smith*
W 50-0 Lincoln (Pa.)*
W 28-0 St. Paul's*
W 27-13 King's (Pa.)*
T 13-13 St. Augustine's*
235-52
*-CIAA game

1957 (6-2, 4-2 CIAA) (Overall - 90-80-6)
Coach: Bennie J. George (13-3-1)
L 0-21 Maryland State*
W 13-0 Bloomsburg
L 0-6 Hampton*
W 20-0 King's (Pa.)
W 13-7 J.C. Smith*
W 26-0 Lincoln (Pa.)*
W 9-0 St. Paul's*
W 13-0 St. Augustine's*
104-34
*-CIAA game



ALL-TIME RESULTS

1958 (3-5, 3-4 CIAA)
 Coach: Bennie J. George (16-8-1) (Overall - 93-85-6)
 W 20-8 Howard*
 L 0-44 Maryland State*
 L 14-28 Hampton*
 L 6-28 J.C. Smith*
 W 26-8 Lincoln (Pa.)*
 W 46-6 St. Paul's*
 L 6-20 King's (Pa.)
 L 0-26 St. Augustine's*
 118-168
 *-CIAA game

1959 (1-7, 1-6 CIAA)
 Coach: Bennie J. George (17-15-1) (Overall - 94-92-6)
 L 6-14 Howard*
 L 0-26 Maryland State*
 L 8-26 Hampton*
 L 0-42 J.C. Smith*
 W 38-13 Lincoln (Pa.)*
 L 8-14 St. Paul's*
 L 6-8 King's (Pa.)
 L 6-12 St. Augustine's*
 72-155
 *-CIAA game

1960 (4-4, 4-3 CIAA)
 Coach: Preston Mitchell (Overall - 98-96-6)
 L 12-14 King's (Pa.)
 W 12-6 St. Augustine's*
 L 8-13 Hampton*
 W 24-6 Howard*
 L 0-22 J.C. Smith*
 W 38-7 Lincoln (Pa.)*
 W 34-6 St. Paul's*
 L 6-13 Maryland State*
 134-87
 *-CIAA game

1961 (6-3, 5-2 CIAA)
 Coach: Roy D. Moore (Overall - 104-99-6)
 W 20-0 Howard*
 L 0-40 J.C. Smith*
 W 6-3 Morgan State*
 W 24-14 St. Paul's*
 L 8-25 Maryland State*
 W 36-0 King's (Pa.)
 W 16-6 St. Augustine's*
 L 12-21 Slippery Rock
 W 22-8 Hampton*
 144-117
 *-CIAA game

1962 (4-5, 3-4 CIAA)
 Coach: Roy D. Moore (10-8) (Overall - 108-104-6)
 L 12-21 Slippery Rock
 W 12-9 Hampton*
 W 20-0 Howard*
 L 12-20 J.C. Smith*
 L 0-34 Morgan State*
 W 16-8 King's (Pa.)
 L 0-19 Maryland State*
 W 34-14 St. Paul's*
 L 6-18 St. Augustine's*
 112-143
 *-CIAA game

1963 (2-5-1, 1-5 CIAA)
 Coach: Roy D. Moore (12-13-1) (Overall - 110-109-7)
 T 19-19 Slippery Rock
 L 6-25 Hampton*
 W 30-0 Howard*
 L 0-43 J.C. Smith*
 L 14-46 Morgan State*
 W 20-12 Montclair State*
 L 14-22 St. Paul's*
 L 0-37 Maryland State*
 103-204
 *-CIAA game

1964 (3-7, 3-5 CIAA)
 Coach: Roy D. Moore (15-20-1) (Overall - 113-116-7)
 L 0-7 Mansfield
 L 6-8 Virginia State*
 W 26-23 Hampton*
 L 16-32 Howard*
 L 6-8 J.C. Smith*
 L 6-36 Morgan State*
 L 0-25 Montclair State*
 L 0-22 Maryland State*
 W 18-12 St. Paul's*
 W 19-7 St. Augustine's*
 97-180
 *-CIAA game

1965 (4-5, 3-3 CIAA)
 Coach: U.S. Washington (Overall - 117-121-7)
 W 26-13 Mansfield
 W 20-13 Virginia State*
 W 30-13 Hampton*
 W 6-0 Howard*
 L 0-34 Morgan State*
 L 7-26 Montclair State*
 L 14-20 St. Paul's*
 L 6-41 Maryland State*
 L 0-35 C.W. Post
 109-195
 *-CIAA game

1966 (3-5, 2-4 CIAA)
 Coach: U.S. Washington (7-10) (Overall - 120-126-7)
 L 0-20 Mansfield
 L 0-6 Hampton*
 W 26-16 Howard*
 L 0-12 St. Paul's*
 L 6-38 Morgan State*
 W 12-6 Elizabeth City*
 W 22-6 Montclair State*
 L 6-52 Maryland State*
 72-156
 *-CIAA game

1967 (2-6-1, 2-3-1 CIAA)
 Coach: Arnold Jeter (Overall - 122-132-8)
 L 0-16 Indiana (Pa.)
 L 6-26 Mansfield
 L 6-35 Hampton*
 W 16-0 Howard*
 T 0-0 St. Paul's*
 L 0-27 Morgan State*
 W 13-12 Elizabeth City*
 L 8-37 Maryland State*
 L 3-16 Montclair State*
 52-169
 *-CIAA game

1968 (4-6, 2-4 CIAA)
 Coach: Arnold Jeter (6-12-1) (Overall - 126-138-8)
 L 0-17 Indiana (Pa.)
 W 34-22 Clarion
 W 34-14 Montclair State
 L 10-17 Hampton*
 W 48-7 Howard*
 W 25-0 St. Paul's*
 L 3-38 Morgan State*
 L 7-47 East Stroudsburg
 L 3-10 Elizabeth City*
 L 20-33 Maryland State*
 184-205
 *-CIAA game

1969 (4-5, 3-3 CIAA)
 Coach: Arnold Jeter (10-17-1) (Overall - 130-143-8)
 Sept. 20 L 14-20 at Clarion
 Sept. 27 W 28-9 MONTCLAIR STATE
 Oct. 4 W 20-0 at Hampton*
 Oct. 11 W 10-0 HOWARD (HC)*
 Oct. 18 W 27-20 at St. Paul's*
 Oct. 25 L 14-34 MORGAN STATE*
 Nov. 1 L 12-35 at East Stroudsburg
 Nov. 8 L 6-31 ELIZABETH CITY*
 Nov. 15 L 19-21 MARYLAND STATE*
 150-170
 *-CIAA game

1970 (6-2, 4-1 CIAA)
 Coach: Arnold Jeter (16-19-1) (Overall - 136-145-8)
 Sept. 12 W 19-14 at Lock Haven St
 Sept. 26 L 7-10 at Montclair State
 Oct. 3 W 49-0 HAMPTON*
 Oct. 10 W 20-0 at Howard*
 Oct. 17 W 6-0 ST. PAUL'S (HC)*
 Oct. 24 L 6-34 at Morgan State*
 Oct. 31 W 44-10 MILLERSVILLE
 Nov. 14 W 21-15 at Maryland State*
 172-83
 *-CIAA game

1971 (1-8, 1-5 MEAC)
 Coach: Arnold Jeter (17-27-1) (Overall - 137-153-8)
 Sept. 18 L 7-14 LOCK HAVEN ST
 Sept. 25 L 0-51 at West Chester St
 Oct. 2 L 0-30 at Hofstra
 Oct. 9 L 3-24 HOWARD (HC)*
 Oct. 16 L 3-34 at NC Central*
 Oct. 23 L 7-33 MORGAN STATE*
 Oct. 30 W 7-6 at UMES*
 Nov. 13 L 7-31 NC A&T STATE*
 Nov. 20 L 0-37 at SC State*
 34-260
 *-MEAC game

1972 (5-4, 2-4 MEAC)
 Coach: Arnold Jeter (22-31-1) (Overall - 142-157-8)
 Sept. 16 W 27-7 at C.W. Post
 Sept. 23 W 28-21 at Millersville
 Oct. 7 L 0-10 at Howard*
 Oct. 14 W 14-10 NC CENTRAL (HC)*
 Oct. 21 L 7-42 at Morgan State*
 Oct. 28 L 0-19 UMES*
 Nov. 4 W 26-7 HOFSTRA
 Nov. 11 L 7-13 at NC A&T*
 Nov. 18 W 29-21 SC STATE*
 138-150
 *-MEAC game

1973 (0-11, 0-6 MEAC)
 Coach: Arnold Jeter (22-42-1) (Overall - 142-168-8)
 Sept. 8 L 0-21 at Virginia State
 Sept. 15 L 0-13 C.W. POST
 Sept. 22 L 7-14 MILLERSVILLE ST
 Sept. 29 L 14-34 at Clarion State
 Oct. 6 L 6-29 HOWARD (HC)*
 Oct. 13 L 7-32 at NC Central*
 Oct. 20 L 6-34 MORGAN STATE*
 Oct. 27 L 14-20 at UMES*
 Nov. 2 L 14-26 at Hofstra
 Nov. 10 L 12-27 NC A&T*
 Nov. 17 L 0-27 at SC State*
 80-277
 *-MEAC game

1974 (3-6, 0-6 MEAC)
 Coach: Arnold Jeter (25-48-1) (Overall - 145-174-8)
 W 14-8 ELIZABETH CITY ST
 W 34-10 WILLIAM PATTERSON
 W 18-8 FEDERAL CITY (UDC)
 L 7-30 at Howard*
 L 0-7 NC CENTRAL*
 L 7-21 at Morgan State*
 L 0-36 UMES (HC)*
 L 14-20 at NC A&T STATE*
 L 7-16 SC STATE*
 101-156
 *-MEAC game

1975 (5-5, 2-4 MEAC)
 Coach: Edmond Wyche (Overall - 150-179-8)
 Sept. 6 W 17-7 at Elizabeth City St
 Sept. 13 W 29-0 at William Paterson
 Sept. 20 L 7-33 at Alcorn A&M
 Oct. 4 W 44-0 at UMES*
 Oct. 11 L 7-12 HOWARD*
 Oct. 18 L 14-16 at NC Central*
 Oct. 25 W 17-3 MORGAN ST (HC)*
 Nov. 8 W 14-6 at Shaw*
 Nov. 15 L 7-27 NC A&T STATE*
 Nov. 22 L 0-39 at SC State*
 156-143
 *-MEAC game

1976 (3-7-1, 1-5 MEAC)
 Coach: Edmond Wyche (8-12-1) (Overall - 153-186-9)
 Sept. 4 W 9-7 ELIZABETH CITY ST
 Sept. 11 L 0-30 SC STATE*
 Sept. 18 L 0-16 Clarion State
 Sept. 25 L 7-41 Bethune-Cookman*
 Oct. 2 W 13-0 UMES*
 Oct. 9 L 0-32 at Howard*
 Oct. 16 L 16-27 NC CENTRAL
 Oct. 23 L 13-36 at Morgan State*
 Oct. 30 T 0-0 at Kentucky State
 Nov. 6 W 27-6 SHAW (HC)
 Nov. 13 L 6-30 at NC A&T*
 91-225
 *-MEAC game

1977 (7-4, 4-2 MEAC)
 Coach: Edmond Wyche (15-16-1) (Overall - 160-190-9)
 Sept. 10 L 0-21 at South Carolina St*
 Sept. 17 L 3-8 CLARION STATE
 Sept. 24 W 18-17 at Salisbury State
 Oct. 1 W 22-0 at UMES*
 Oct. 8 W 18-0 HOWARD*
 Oct. 15 W 23-0 at NC Central
 Oct. 22 W 20-6 MORGAN STATE*
 Oct. 29 W 10-3 KENTUCKY ST (HC)
 Nov. 5 W 10-6 Bethune-Cookman*
 Nov. 12 L 7-22 NC A&T*
 Nov. 19 L 15-37 Florida A&M
 146-123
 *-MEAC game

1978 (3-7, 3-3 MEAC)
 Coach: Edmond Wyche (18-23-1) (Overall - 163-197-9)
 Sept. 9 L 0-34 SC STATE*
 Sept. 16 L 10-31 at Clarion State
 Sept. 23 L 0-37 at Florida A&M
 Sept. 30 L 7-17 UMES*
 Oct. 7 L 6-37 at Howard*
 Oct. 14 W 16-13 NC CENTRAL (HC)
 Oct. 21 W 13-6 at Morgan State*
 Oct. 28 L 12-18 at Kentucky State
 Nov. 4 L 7-17 at Bethune-Cookman*
 Nov. 11 W 9-6 at NC A&T*
 80-216
 *-MEAC game



ALL-TIME RESULTS

1979 (4-5-1, 0-4-1 MEAC)

Coach: Charles Henderson (Overall - 167-202-10)

Sept. 8	L	6-52	at SC State*	5,022
Sept. 15	L	12-45	CLARION STATE	1,200
Sept. 29	W	19-13	at UMES	1,500
Oct. 6	L	0-23	HOWARD*	1,500
Oct. 13	L	26-31	at NC Central	13,000
Oct. 20	L	0-22	MORGAN STATE*	1,500
Oct. 27	W	16-2	KENTUCKY ST (HC)	5,000
Nov. 3	W	17-15	BETHUNE-COOKMAN*	1,500
Nov. 10	T	21-21	NC A&T*	1,500
Nov. 17	W	26-10	at Livingstone	500
		143-234		32,222

*-MEAC game

1980 (2-9, 0-5 MEAC)

Coach: Charles Henderson (6-14-1) (Overall - 169-211-10)

Sept. 6	L	18-27	SALISBURY STATE	4,100
Sept. 13	L	20-21	SC STATE*	4,000
Sept. 20	W	8-6	DISTRICT OF COLUMBIA	2,700
Sept. 27	L	0-39	at Massachusetts	9,700
Oct. 4	L	20-37	at Bethune-Cookman*	5,109
Oct. 11	L	7-49	at Howard*	11,000
Oct. 18	L	0-52	at NC A&T*	20,000
Nov. 1	L	0-30	at Towson State	1,230
Nov. 8	L	0-105	at Portland State	4,772
Nov. 15	W	20-14	CENTRAL ST (HC)	4,650
Nov. 22	L	9-57	at Florida A&M*	7,117
		102-437		74,378

*-MEAC game

1981 (2-9, 1-4 MEAC)

Coach: Joseph Purzycki (Overall - 171-220-10)

Sept. 5	L	12-13	at Virginia State	3,500
Sept. 12	L	0-29	at SC State*	8,227
Sept. 19	L	3-27	at Florida A&M*	13,081
Sept. 26	L	16-19	WEST CHESTER ST	4,800
Oct. 3	L	0-8	BETHUNE-COOKMAN*	2,500
Oct. 10	L	27-31	HOWARD*	2,300
Oct. 17	W	21-17	NC A&T*	2,300
Oct. 31	L	7-24	TOWSON ST (HC)	5,000
Nov. 7	L	7-13	at Salisbury State	3,000
Nov. 14	W	13-7	at Central State	2,600
Nov. 21	L	16-24	at Eastern Illinois	1,500
		122-213		38,808

*-MEAC game

1982 (4-7, 2-3 MEAC)

Coach: Joseph Purzycki (6-16) (Overall - 175-227-10)

Sept. 11	W	17-7	SC STATE*	5,000
Sept. 18	L	23-39	FLORIDA A&M*	5,000
Sept. 24	L	21-41	at West Chester St	5,025
Oct. 2	L	24-27	at Bethune-Cookman*	3,642
Oct. 9	L	14-22	at Howard*	6,700
Oct. 16	W	20-3	at NC A&T*	5,100
Oct. 23	W	15-14	VIRGINIA ST (HC)	7,100
Oct. 30	L	21-35	at Towson State	1,451
Nov. 6	L	31-37	CENTRAL STATE	2,500
Nov. 13	W	15-7	NORTHEASTERN	2,700
Nov. 20	L	22-35	LIBERTY BAPTIST	2,500
		223-267		46,718

*-MEAC game

1983 (7-3-1, 3-1 MEAC)

Coach: Joseph Purzycki (13-19-1) (Overall - 182-230-11)

Sept. 10	L	17-24	at SC State*	9,250
Sept. 17	W	36-34	at Florida A&M	6,703
Sept. 24	W	56-6	DISTRICT OF COLUMBIA	3,500
Oct. 1	W	23-16	BETHUNE-COOKMAN*	3,700
Oct. 8	W	38-28	JAMES MADISON	4,500
Oct. 15	W	26-7	NC A&T (HC)*	7,000
Oct. 22	W	48-24	at Liberty Baptist	8,000
Oct. 29	L	15-23	TOWSON STATE	6,200
Nov. 5	L	26-49	at Central (OH) St	4,500
Nov. 12	T	21-21	at Northeastern	3,030
Nov. 19	W	62-20	HOWARD*	6,001
		368-252		62,384

*-MEAC game

1984 (8-2, 3-1 MEAC)

Coach: Joseph Purzycki (21-21-1) (Overall - 190-232-11)

Sept. 8	W	50-36	vs SC State*†	12,000
Sept. 15	W	35-0	NORTHEASTERN	5,000
Sept. 22	W	56-7	at NC A&T*	5,000
Sept. 29	L	38-41	at Bethune-Cookman*	5,000
Oct. 6	L	19-20	at James Madison	9,700
Oct. 13	W	70-8	at Bowie State	1,350
Oct. 20	W	23-7	TOWSON STATE	5,500
Oct. 27	W	55-17	CENTRAL ST (HC)	12,000
Nov. 3	W	45-7	at Howard*	5,000
Nov. 10	W	34-11	LIBERTY BAPTIST	5,200
		425-154		65,750

†Franklin Field (Philadelphia, Pa.)

*-MEAC game

1985 (9-2, 4-0 MEAC)

Coach: William Collick (Overall - 199-234-11)

Aug. 31	W	35-0	MORGAN STATE	4,450
Sept. 7	W	30-16	vs. NC A&T*†	10,500
Sept. 14	W	38-20	at SC State*	6,143
Sept. 21	W	46-6	ST. PAUL'S	5,200
Sept. 28	L	17-37	at Northern Iowa	12,001
Oct. 5	W	51-7	BETHUNE-COOKMAN* (HC)	8,500
Oct. 12	W	24-14	at Connecticut	5,838
Oct. 26	L	26-51	at Towson State	3,983
Nov. 9	W	46-8	at Southern	23,500
Nov. 16	W	36-6	at Northeastern	2,100
Nov. 23	W	38-16	HOWARD*	6,300
		387-181		84,065

†Franklin Field (Philadelphia, Pa.)

*-MEAC game

1986 (7-4, 3-2 MEAC)

Coach: William Collick (16-6) (Overall - 206-238-11)

Aug. 30	W	21-14	at Southern Louisiana	11,400
Sept. 6	W	30-9	at Boston	8,167
Sept. 20	W	40-12	at Morgan State*	2,300
Oct. 4	L	25-28	vs. Jackson State†	12,124
Oct. 11	W	32-31	CONNECTICUT	5,200
Oct. 18	W	34-17	at Bethune-Cookman*	3,000
Oct. 25	W	10-6	TOWSON STATE	4,500
Nov. 1	W	34-21	SC STATE* (HC)	6,000
Nov. 8	L	17-20	at NC A&T*	8,500
Nov. 15	L	24-37	NORTHEASTERN	2,300
Nov. 22	L	18-27	at Howard*	9,500
		285-222		72,991

†Franklin Field (Philadelphia, Pa.)

*-MEAC game

1987 (9-1, 5-0 MEAC)

Coach: William Collick (25-7) (MEAC Champions) (Overall - 215-239-11)

Sept. 5	L	13-34	at Boise State	18,101
Sept. 19	W	30-7	MORGAN STATE*	3,200
Sept. 26	W	69-14	at District of Columbia	4,500
Oct. 3	W	45-0	BETHUNE-COOKMAN*	4,200
Oct. 17	W	52-26	at Akron	9,491
Oct. 24	W	40-17	at Towson State	4,520
Oct. 31	W	28-7	at SC State*	6,143
Nov. 7	W	41-9	NC A&T* (HC)	7,522
Nov. 14	W	20-22	at Ark-Pine Bluff†	5,000
Nov. 21	W	7-12	HOWARD*†	5,500
		345-148		68,177

†Ark-Pine Bluff and Howard forced to forfeit.

*-MEAC game

1988 (5-5, 4-2 MEAC)

Coach: William Collick (30-12) (MEAC Co-Champions) (Overall - 220-244-11)

Sept. 3	L	31-35	FLORIDA A&M*	7,500
Sept. 10	L	7-48	at E. Kentucky	21,700
Sept. 24	L	3-24	TOWSON STATE	3,200
Oct. 1	L	9-10	at Bethune-Cookman*	4,700
Oct. 15	W	58-7	ARK-PINE BLUFF	3,200
Oct. 22	W	21-8	at Morgan State*	10,365
Oct. 29	W	28-7	SC STATE (HC)*	7,800
Nov. 5	W	37-7	at NC A&T*	3,500
Nov. 12	L	13-22	W. ILLINOIS	3,000
Nov. 19	W	28-21	at Howard*	3,857
		235-189		68,822

*-MEAC game

1989 (7-4, 5-1 MEAC)

Coach: William Collick (37-16) (MEAC Champions) (Overall - 227-248-11)

Sept. 2	W	41-0	vs Cheyney†	
Sept. 9	L	13-48	at E. Kentucky	
Sept. 16	W	11-3	at Northeastern	
Sept. 23	L	24-38	at Western Illinois	
Oct. 7	W	28-14	BETHUNE-COOKMAN*	
Oct. 14	W	18-13	at Florida A&M*	
Oct. 21	W	27-12	MORGAN STATE*	
Oct. 28	W	21-13	at SC State*	
Nov. 4	W	30-7	NC A&T (HC)*	
Nov. 11	L	17-35	at Towson State	
Nov. 18	L	14-19	HOWARD*	
		244-202		

†Baynard Stadium, Wilmington, Del.

*-MEAC game

1990 (7-3, 4-2 MEAC)

Coach: William Collick (44-19) (Overall - 234-251-11)

Sept. 1	L	7-31	at Jackson State	
Sept. 8	W	43-16	NORTHEASTERN†	
Sept. 22	W	24-13	TOWSON STATE	
Sept. 29	W	56-42	at Bethune-Cookman*	
Oct. 6	W	38-37	at Liberty	
Oct. 13	L	38-43	FLORIDA A&M*	
Oct. 20	W	28-7	at Morgan State*	
Oct. 27	W	39-0	SC STATE (HC)*	
Nov. 3	L	28-48	NC A&T*	
Nov. 17	W	29-14	at Howard*	
		330-251		

†Baynard Stadium, Wilmington, Del.

*-MEAC game

1991 (9-2, 5-1 MEAC)

Coach: William Collick (53-21) (Overall - 243-253-11)

Sept. 7	W	20-28	BETHUNE-COOKMAN*†	5,828
Sept. 14	W	33-29	YOUNGSTOWN ST	4,871
Sept. 21	W	13-7	at Towson State	3,729
Oct. 5	W	37-34	vs. Jackson St††	5,231
Oct. 12	L	9-20	LIBERTY	4,211
Oct. 19	L	10-20	at Florida A&M*	10,418
Oct. 26	W	26-10	MORGAN ST (HC)*	7,230
Nov. 2	W	19-14	at SC State*	7,105
Nov. 9	W	31-26	at NC A&T*	8,609
Nov. 16	W	46-20	at Northeastern	1,240
Nov. 23	W	56-12	HOWARD*	3,533
		300-220		62,005

† Baynard Stadium, Wilmington, DE. Bethune-Cookman forced to forfeit.

†† RFK Stadium, Washington, DC

*-MEAC game

1992 (6-5, 3-3 MEAC)

Coach: William Collick (59-26) (Overall - 249-258-11)

Sept. 5	W	54-0	vs. Cheyney†	
Sept. 12	L	20-42	at Youngstown St	
Sept. 19	W	34-17	at Bethune-Cookman*	
Sept. 26	W	45-42	vs. Grambling††	
Oct. 10	W	27-13	TOWSON STATE	
Oct. 17	W	22-20	FLORIDA A&M*	
Oct. 24	W	34-18	at Morgan State*	
Oct. 31	L	7-28	SC STATE (HC)*	
Nov. 7	L	10-24	NC A&T*	
Nov. 14	L	27-49	at Liberty	
Nov. 21	L	28-31	at Howard*	
		305-274		

† Baynard Stadium, Wilmington, Del.

†† Silverdome, Pontiac, Mich.

*-MEAC game

1993 (6-5, 4-2 MEAC)

Coach: William Collick (65-31) (Overall - 255-263-11)

Sept. 4	W	31-28	vs. Fayetteville St†	
Sept. 11	W	44-12	CHEYNEY	
Sept. 18	L	14-31	at Towson State	
Oct. 2	W	55-26	BETHUNE-COOKMAN*	
Oct. 9	L	28-42	at Youngstown State	
Oct. 17	W	18-14	at Florida A&M*	
Oct. 23	W	65-42	MORGAN ST (HC)*	
Oct. 30	L	15-38	at SC State*	
Nov. 6	W	25-19	at NC A&T*	
Nov. 13	L	43-47	LIBERTY	
Nov. 20	L	33-53	HOWARD*	
		365-343		

† Baynard Stadium, Wilmington, Del.

*-MEAC game

1994 (7-4, 4-2 MEAC)

Coach: William Collick (72-35) (Overall - 262-267-11)

Sept. 3	W	27-19	CHEYNEY	
Sept. 10	L	3-23	YOUNGSTOWN STATE	
Sept. 17	L	18-42	TOWSON STATE†	
Oct. 1	W	31-13	at Bethune-Cookman*	
Oct. 8	W	22-17	at Liberty	
Oct. 15	L	18-25	FLORIDA A&M†††	
Oct. 22	W	50-21	at Morgan State*	
Oct. 29	L	38-42	SC STATE (HC)*	
Nov. 5	W	31-10	NC A&T*	
Nov. 12	W	28-26	at Rhode Island	
Nov. 19	W	35-24	at Howard*	
		301-262		90,532

† Frawley Stadium, Wilmington, Del.

†† Veterans Stadium, Philadelphia, Pa.

*-MEAC game

1995 (6-5, 5-1 MEAC)

Coach: William Collick (78-40) (Overall - 268-272-11)

Sept. 2	L	14-17	RHODE ISLAND	
Sept. 16	L	14-41	at Western Illinois	
Sept. 23	L	14-41		



ALL-TIME RESULTS

1996 (3-8, 2-5 MEAC)

Coach: William Collick (81-48) (Overall - 271-280-11)

Sept. 7	W	66-19	LOCK HAVEN	3,104
Sept. 14	L	7-27	at Liberty	6,147
Sept. 21	L	16-21	vs. NC Central†	4,900
Sept. 28	L	23-27	at Norfolk State	11,801
Oct. 5	W	34-12	at Bethune-Cookman*	7,009
Oct. 12	L	7-37	HAMPTON*	3,600
Oct. 19	L	26-47	FLORIDA A&M*	3,206
Oct. 26	W	35-14	at Morgan State*	7,686
Nov. 2	L	14-34	SC STATE (HC)*	5,198
Nov. 9	L	6-31	NC A&T*	3,224
Nov. 23	L	23-48	at Howard*	4,204
		257-317		60,079

†Atlantic City Convention Center, N.J.
*-MEAC game

1997 (3-8, 1-6 MEAC)

Coach: John McKenzie (29-16) (Overall - 274-288-11)

Sept. 6	W	50-18	CHEYNEY	3,800
Sept. 13	L	30-40	at Buffalo	7,020
Sept. 20	W	24-21	NORFOLK STATE	4,228
Sept. 27	L	17-33	LIBERTY	2,116
Oct. 4	W	35-14	BETHUNE-COOKMAN*	2,477
Oct. 18	L	0-49	at Florida A&M*	10,128
Oct. 25	L	7-14	MORGAN STATE (HC)*	6,839
Nov. 1	L	17-37	at SC State*	4,366
Nov. 8	L	14-22	at NC A&T*	15,233
Nov. 15	L	20-24	at Hampton	14,311
Nov. 22	L	21-40	HOWARD*	4,125
		235-312		74,643

*-MEAC game

1998 (0-11, 0-8 MEAC)

Coach: John McKenzie (3-19) (Overall - 274-299-11)

Sept. 5	L	0-68	at Hofstra	7,129
Sept. 12	L	15-37	at Elon	4,500
Sept. 19	L	26-38	at Norfolk State*	7,200
Oct. 3	L	21-56	FLORIDA A&M*	2,343
Oct. 10	L	8-50	at Bethune-Cookman*	10,678
Oct. 17	L	21-53	LIBERTY	1,763
Oct. 24	L	13-15	at Morgan State*	25,180
Oct. 31	L	14-31	SC STATE (HC)*	4,131
Nov. 7	L	15-47	NC A&T*	2,087
Nov. 14	L	13-41	HAMPTON	1,641
Nov. 21	L	43-46	at Howard*	4,067
		189-482		70,719

*-MEAC game

1999 (4-7, 4-4 MEAC)

Coach: John McKenzie (7-26) (Overall - 278-306-11)

Sept. 4	L	0-21	at Hampton*	2,628
Sept. 11	L	28-51	ELON	1,324
Sept. 18	W	26-6	NORFOLK STATE*	3,879
Sept. 25	L	28-38	at Bucknell	4,865
Oct. 2	W	43-29	BETHUNE-COOKMAN*	2,986
Oct. 8	L	14-58	at Hofstra	3,408
Oct. 23	W	34-20	MORGAN ST (HC)*	4,231
Oct. 30	L	19-48	at Florida A&M*	26,216
Nov. 6	L	13-24	at NC A&T*	16,016
Nov. 13	L	14-34	at SC State*	11,041
Nov. 20	W	42-25	HOWARD*	4,187
		261-354		80,781

*-MEAC game

2000 (7-4, 5-3 MEAC)

Coach: Ben Blacknall (29-16) (Overall - 285-310-11)

Sept. 2	L	21-49	FLORIDA A&M*	3,851
Sept. 9	L	6-45	at Elon	5,181
Sept. 16	W	45-10	FAYETTEVILLE ST	2,133
Sept. 23	W	42-25	LIBERTY	1,710
Sept. 30	L	28-54	HAMPTON*	3,633
Oct. 7	L	20-41	at Bethune-Cookman*	15,467
Oct. 21	W	20-12	MORGAN STATE*	3,962
Oct. 28	W	57-32	SC STATE (HC)*	6,352
Nov. 4	W	46-45	NC A&T*	3,836
Nov. 11	W	31-28	at Norfolk State*	3,426
Nov. 18	W	64-37	at Howard*	1,057
		380-378		50,608

*-MEAC game

2001 (5-6, 3-5 MEAC)

Coach: Ben Blacknall (12-10) (Overall - 290-316-11)

Sept. 1	L	17-35	at Florida A&M	11,421
Sept. 8	W	27-19	MILLERSVILLE	4,487
Sept. 22	L	7-34	at Liberty	8,353
Sept. 29	L	20-31	Hampton*	6,636
Oct. 6	L	24-49	BETHUNE-COOKMAN*†	1,662
Oct. 20	W	38-12	MORGAN STATE (HC)*	5,189
Oct. 29	L	21-42	at SC State*	14,695
Nov. 3	W	45-22	at Savannah State	7,328
Nov. 10	W	43-13	NORFOLK ST*††	10,531
Nov. 17	L	43-31	HOWARD*	2,787
Nov. 24	W	30-36	at NC A&T*	2,013
		315-324		62,909

†Veterans Stadium, Philadelphia, Pa.
††Qualcomm Stadium, San Diego, Calif.
*-MEAC game

2002 (4-8, 2-6 MEAC)

Coach: Ben Blacknall (16-18) (Overall - 294-323-11)

Aug. 31	W	16-10	at Morris Brown	6,592
Sept. 7	W	41-9	SAVANNAH STATE	4,487
Sept. 14	L	14-34	NORTHWESTERN ST	3,850
Sept. 21	L	18-20	FLORIDA A&M*	4,135
Sept. 28	L	13-27	at Bucknell	3,024
Oct. 5	L	13-44	HAMPTON*	5,139
Oct. 12	L	7-49	at Bethune-Cookman*	16,991
Oct. 26	L	28-35(OT)	at Morgan State*	14,236
Nov. 2	W	27-21	SC STATE (HC)*	5,182
Nov. 9	L	7-34	NC A&T*	2,112
Nov. 16	L	20-23	at Norfolk State*	1,041
Nov. 23	W	14-7	at Howard*	3,241
		218-313		69,930

*-MEAC game

2003 (1-10, 1-6 MEAC)

Coach: Ben Blacknall (16-24) Int. Coach: Butch Posey (1-4) (Overall - 295-333-11)

Sept. 6	L	28-33	BUCKNELL	4,576
Sept. 13	L	6-43	at Northwestern State	11,202
Sept. 20	L	14-21	at NC Central	5,219
Sept. 27	L	14-15	at Florida A&M	22,149
Oct. 4	L	9-41	at Hampton*	7,583
Oct. 11	L	13-27	BETHUNE-COOKMAN*	2,400
Oct. 25	L	36-53	MORGAN ST (HC)*	5,349
Nov. 1	L	13-36	at SC State*	17,176
Nov. 8	L	7-33	at NC A&T*	17,812
Nov. 14	W	36-25	NORFOLK STATE*	2,138
Nov. 22	L	6-21	HOWARD*	2,871
		182-348		98,475

*-MEAC game

2004 (4-7, 4-3 MEAC)

Coach: Al Lavan (29-16) (Overall - 399-340-11)

Sept. 4	L	0-51	MASSACHUSETTS	1,750
Sept. 9	L	23-26	NC CENTRAL	1,750
Sept. 18	L	13-49	at Elon	6,935
Sept. 25	L	0-49	SOUTHERN ILLINOIS	1,734
Oct. 2	W	28-23	HAMPTON*	1,972
Oct. 9	L	16-45	at Bethune-Cookman*	13,481
Oct. 16	W	15-6	NC A&T*	2,816
Oct. 23	L	30-34	at Morgan State*	14,479
Oct. 30	L	14-28	SC STATE (HC)*	6,583
Nov. 13	W	33-28	at Norfolk State*	2,060
Nov. 20	W	32-13	at Howard*	1,065
		204-352		54,625

*-MEAC game

2005 (7-4, 6-2 MEAC)

Coach: Al Lavan (11-11) (Overall - 306-344-11)

Sept. 3	W	21-17	Florida A&M*	13,814
Sept. 10	W	38-6	MILLERSVILLE	3,107
Sept. 17	L	7-65	at James Madison	13,645
Sept. 24	L	6-24	at Coastal Carolina	8,267
Oct. 1	L	8-26	at Hampton*	10,130
Oct. 8	W	17-0	BETHUNE-COOKMAN*	1,439
Oct. 15	W	23-13	at NC A&T*	22,137
Oct. 22	W	41-14	MORGAN ST (HC)*	4,616
Oct. 29	L	3-24	at SC State*	20,050
Nov. 12	W	38-17	NORFOLK STATE*	2,841
Nov. 19	W	23-7	HOWARD*	2,315
		225-213		102,361

*-MEAC game

2006 (8-3, 6-2 MEAC)

Coach: Al Lavan (19-14) (Overall - 314-348-11)

Sept. 2	W	34-14	vs. Florida A&M*†	29,713
Sept. 9	W	63-28	ST. FRANCIS	3,113
Sept. 16	L	3-23	at Northwestern St	10,215
Sept. 30	L	14-29	HAMPTON*	5,449
Oct. 7	W	33-31	at Bethune-Cookman*	5,241
Oct. 14	W	37-21	NC A&T* (HC)	4,577
Oct. 21	W	29-7	at Morgan State*	13,557
Oct. 28	W	10-9	SC STATE*	2,512
Nov. 4	W	62-0	CONCORD (W. V.)	1,863
Nov. 11	W	33-10	at Norfolk State*	6,888
Nov. 18	L	17-20	at Howard*	1,086
		335-192		54,501

†-Ford Field, Detroit, Mich.
*-MEAC game

2007 (10-2, 8-0 MEAC)

Coach: Al Lavan (29-16) (Overall - 324-350-11)

Sept. 1	W	23-18	C. CAROLINA	3,248
Sept. 8	W	20-7	at Florida A&M*	14,327
Sept. 15	L	7-38	at Kent State	8,455
Sept. 29	W	24-17	at Hampton*	7,195
Oct. 4	W	24-10	BETHUNE-COOKMAN*	3,239
Oct. 13	W	27-0	at NC A&T*	9,934
Oct. 20	W	25-17	MORGAN STATE (HC)*	5,446
Oct. 27	W	17-16	SC STATE*	15,388
Nov. 2	W	23-20	at Winston-Salem St	15,432
Nov. 10	W	28-21(OT)	NORFOLK STATE*	6,682
Nov. 17	W	29-13	HOWARD*	1,985
Nov. 23	L	7-44	at Delaware†	19,765
		335-192		111,096

†-First Round FCS Playoffs, Newark, Del.
*-MEAC game

2008 (5-6, 5-3 MEAC)

Coach: Al Lavan (34-22) (Overall - 329-356-11)

Sept. 4	W	35-28(OT)	FLORIDA A&M*	6,216
Sept. 13	L	3-24	at Kent State	8,529
Sept. 27	L	10-28	CENTRAL CONN. ST.	3,254
Oct. 4	L	14-17	HAMPTON*	5,218
Oct. 11	W	26-20	at Bethune-Cookman*	9,136
Oct. 18	W	42-7	NC A&T (HC)*	6,089
Oct. 25	L	3-20	at Morgan State*	6,312
Nov. 1	L	17-23	SC STATE*	3,012
Nov. 8	L	26-27	WINSTON-SALEM ST.	891
Nov. 15	W	34-28	at Norfolk State*	3,758
Nov. 22	W	10-6	at Howard*	2,161
		220-228		54,576

*-MEAC game

2009 (4-7, 3-5 MEAC)

Coach: Al Lavan (38-29) (Overall - 333-363-11)

Sept. 5	L	12-21	at Florida A&M*	17,209
Sept. 19	L	17-27	at Delaware	20,585
Sept. 26	W	21-6	at Hampton*	4,632
Oct. 10	L	7-9	Bethune-Cookman*	3,873
Oct. 17	L	6-63	at Michigan	106,304
Oct. 24	W	35-22	Morgan State* (HC)	5,327
Oct. 31	L	10-52	at South Carolina State*	21,257
Nov. 7	W	24-21	at Winston-Salem State	4,719
Nov. 14	L	16-21	Norfolk State*	4,127
Nov. 21	W	30-20	Howard*	2,731
		178-262		174,706

*-MEAC game

2010 (3-8, 2-6 MEAC)

Coach: Al Lavan (41-37) (Overall - 336-371-11)

Sept. 5	L	27-37	vs. Southern\$	16,367
Sept. 11	L	14-17	Florida A&M*	3,867
Sept. 25	L	14-34	at Coastal Carolina	9,218
Sept. 30	L	14-20	Hampton*	2,990
Oct. 9	L	24-47	at Bethune-Cookman*	10,151
Oct. 16	W	31-26	North Carolina A&T* (HC)	4,131
Oct. 23	L	24-34	at Morgan State*	14,312
Oct. 30	L	21-38	#17 South Carolina State*	2,130
Nov. 6	W	29-7	North Carolina Central	1,622
Nov. 13	L	21-31	at Norfolk State	6,181
Nov. 20	W	53-43	at Howard*	3,054
		272-334		42,916

*-MEAC Game
\$ - MEAC/SWAC Challenge



ALL-TIME SERIES

*-CIAA game **-MEAC game

AKRON (1-0)

Year	W/L	Score	Site
1987	W	52-26	A

Largest DSU Victory: 52-26 (1987)
Largest Akron victory: N/A
Longest DSU Win Streak: N/A
Longest Akron Win Streak: N/A

ALCORN STATE (0-1)

Year	W/L	Score	Site
1975	L	7-33	A

Largest DSU Victory: N/A
Largest Alcorn State victory: 33-7 (1975)
Longest DSU Win Streak: N/A
Longest Alcorn State Win Streak: N/A

ARKANSAS PINE BLUFF (2-0)

Year	W/L	Score	Site
1987	W	20-22	A
1988	W	58-7	H

Largest DSU Victory: 58-7 (1988)
Largest Arkansas-Pine Bluff victory: N/A
Longest DSU Win Streak: 2 (1987-1988)
Longest Arkansas-Pine Bluff Win Streak: N/A
- Forfeit

ATLANTIC CITY H.S. (0-1)

Year	W/L	Score	Site
1925	L	6-27	--

Largest DSU Victory: N/A
Largest Atlantic City Victory: 27-6 (1925)
Longest DSU Win Streak: N/A
Longest Atlantic City Win Streak: N/A

BETHUNE COOKMAN (19-16, 19-16 MEAC)

Year	W/L	Score	Site
1976**	L	7-41	H
1977**	W	10-6	H
1978**	L	7-17	A
1979**	W	17-15	H
1980**	L	20-37	A
1981**	L	0-8	H
1982**	L	24-27	A
1983**	W	23-16	H
1984**	L	38-41	A
1985**	W	51-7	H
1986**	W	34-17	A
1987**	W	45-0	H
1988**	L	9-10	A
1989**	W	28-14	H
1990**	W	56-42	A
1991**	L	20-28	H
1992**	W	34-17	A
1993**	W	55-26	H
1994**	W	31-13	A
1995**	W	30-20	H
1996**	W	34-12	A
1997**	W	35-14	H
1998**	L	8-50	A
1999**	W	43-29	H
2000**	L	20-41	A
2001**	L	24-49	I
2002**	L	7-49	A
2003**	L	13-27	H
2004**	L	16-45	A
2005**	W	17-0	H
2006**	W	33-21	A
2007**	W	24-10	H
2008**	W	26-20	A
2009**	L	7-9	H
2010*	L	24-47	A

Largest DSU Victory: 51-7 (1985)
Largest Bethune Cookman victory: 45-0 (1987)
Longest DSU Win Streak: 6 (1992-1997)
Longest Bethune Cookman Win Streak: 5 (00-04)
1 - Veterans Stadium, Philadelphia, PA

BLOOMSBURG (1-1)

Year	W/L	Score	Site
1956	L	0-13	--
1957	W	13-0	--

Largest DSU Victory: 13-0 (1957)
Largest Bloomsburg victory: 13-0 (1956)
Longest DSU Win Streak: N/A
Longest Bloomsburg Win Streak: N/A

BLUEFIELD (2-1, 2-1 CIAA)

Year	W/L	Score	Site
1945*	W	26-0	--
1949*	W	13-11	--
1950*	L	36-44	--

Largest DSU Victory: 26-0 (1945)
Largest Bluefield victory: 44-36 (1950)
Longest DSU Win Streak: 2 (1945-1949)
Longest Bluefield Win Streak: N/A

BOISE STATE (0-1)

Year	W/L	Score	Site
1987	L	13-34	A

Largest DSU Victory: N/A
Largest Boise State Victory: 34-13 (1987)
Longest DSU Win Streak: N/A
Longest Boise State Win Streak: N/A

BORDENTOWN (N.J.) MILITARY INSTITUTE (3-4-1)

Year	W/L	Score	Site
1930	L	6-7	--
1931	W	14-13	--
1932	L	7-20	--
1933	L	0-13	--
1934	W	20-0	--
1935	W	39-0	--
1936	T	6-6	--
1939	L	N/A	--

Largest DSU Victory: 39-0 (1935)
Largest BMI Victory: 20-7 & 13-0 (1932 & 33)
Longest DSU Win Streak: 2 (1934-1935)
Longest BMI Win Streak: 2 (1932-1933)

BOSTON (1-0)

Year	W/L	Score	Site
1986	W	30-9	A

Largest DSU Victory: 30-9 (1986)
Largest Boston victory: N/A
Longest DSU Win Streak: N/A
Longest Boston Win Streak: N/A

BOWIE STATE (3-1)

Year	W/L	Score	Site
1933	L	18-26	--
1934	W	13-0	--
1936	W	18-9	--
1984	W	70-8	A

Largest DSU Victory: 70-8 (1984)
Largest Bowie State Victory: 26-18 (1933)
Longest DSU Win Streak: 3 (1934-1984)
Longest Bowie State Win Streak: N/A

BUCKNELL (0-3)

Year	W/L	Score	Site
1999	L	28-38	A
2002	L	13-27	A
2003	L	28-33	H

Largest DSU Victory: N/A
Largest Bucknell victory: 27-13 (2002)
Longest DSU Win Streak: N/A
Longest Bucknell Win Streak: 3 (1999-2003)

BUFFALO (0-1)

Year	W/L	Score	Site
1997	L	30-40	A

Largest DSU Victory: N/A
Largest Buffalo victory: 40-30 (1997)
Longest DSU Win Streak: N/A
Longest Buffalo Win Streak: N/A

C.W. POST (1-2)

Year	W/L	Score	Site
1965	L	0-35	--
1972	W	27-7	A
1973	L	0-13	H

Largest DSU Victory: 27-7 (1972)
Largest C.W. Post victory: 35-0 (1965)
Longest DSU Win Streak: N/A
Longest C.W. Post Win Streak: N/A

CENTRAL CONN. ST. (0-1)

Year	W/L	Score	Site
2008	L	10-28	H

Largest DSU Victory: N/A
Largest Central Conn. State victory: 28-10 (08)
Longest DSU Win Streak: N/A
Longest Central Conn. State Win Streak: N/A

CENTRAL STATE (3-4)

Year	W/L	Score	Site
1947	L	0-41	--
1948	L	0-41	--
1980	W	20-14	H
1981	W	13-7	H
1982	L	31-37	H
1983	L	26-49	A
1984	W	55-17	H

Largest DSU Victory: 55-17 (1984)
Largest Central State victory: 41-0 (1947 & 48)
Longest DSU Win Streak: 2 (1980-1981)
Longest CS Win Streak: 2 (1947-1948 & 82-83)

CHEYNEY (12-9)

Year	W/L	Score	Site
1929	W	12-7	--
1930	L	0-6	--
1931	L	0-30	--
1932	L	12-13	--
1933	L	0-7	--
1934	W	14-0	--
1935	W	7-0	--
1936	L	0-29	--
1938	L	7-20	--
1939	L	7-12	--
1941	L	12-27	--
1951	L	0-3	--
1953	W	7-6	--
1954	W	25-0	--
1955	W	37-0	--
1956	W	27-0	--
1989	W	41-0	1
1992	W	54-0	1
1993	W	44-12	H
1994	W	27-19	H
1997	W	50-18	H

Largest DSU Victory: 54-0 (1992)
Largest Cheyney Victory: 30-0 (1931)
Longest DSU Win Streak: 9 (1953-1997)
Longest Cheyney Win Streak: 5 (1936-1951)
1-Baynard Stadium - Wilmington, Del.

CLARION STATE (1-6)

Year	W/L	Score	Site
1968	W	34-22	--
1969	L	14-20	A
1973	L	14-34	A
1976	L	0-16	A
1977	L	3-8	H
1978	L	10-31	A
1979	L	12-45	H

Largest DSU Victory: 34-22 (1968)
Largest Clarion State victory: 45-12 (1979)
Longest DSU Win Streak: N/A
Longest CS Win Streak: 6 (1969-1979)

COASTAL CAROLINA (1-2)

Year	W/L	Score	Site
2005	L	6-24	A
2007	W	23-18	H
2010	L	14-34	A

Largest DSU Victory: 23-18 (2007)
Largest Coastal Carolina victory: 34-14 (2010)
Longest DSU Win Streak: N/A
Longest Coastal Carolina Win Streak: N/A

CONNECTICUT (2-0)

Year	W/L	Score	Site
1985	W	24-14	A
1986	W	32-21	H

Largest DSU Victory: 32-21 (1986)
Largest Connecticut victory: N/A
Longest DSU Win Streak: 2 (1985-1986)
Longest Connecticut Win Streak: N/A

DISTRICT OF COLUMBIA (6-2)

Year	W/L	Score	Site
1933	L	0-8	--
1934	W	6-2	--
1935	W	25-17	--
1936	L	0-20	--
1974	W	18-8	H
1980	W	8-6	H
1983	W	56-6	H
1987	W	69-14	A

Largest DSU Victory: 69-14 (1987)
Largest UDC Victory: 20-0 (1936)
Longest DSU Win Streak: 4 (1974-1987)
Longest UDC Win Streak: N/A

DELAWARE (0-2)

Year	W/L	Score	Site
2007	L	7-44	A (1)
2009	L	17-27	A

Largest DSU Victory: N/A
Largest Delaware victory: 44-7 (2007)
Longest DSU Win Streak: N/A
Longest Delaware Win Streak: 2 (Current)
1 - First Round FCS Playoffs

DOWNINGTOWN (PA) INDUSTRIAL (5-2)

Year	W/L	Score	Site
1926	W	14-0	--
1930	W	14-12	--
1931	L	0-33	--
1932	L	0-18	--
1933	W	7-0	--
1934	W	25-0	--
1935	W	32-0	--

Largest DSU Victory: 32-0 (1935)
Largest Downingtown Victory: 33-0 (1931)
Longest DSU Win Streak: 3 (1933-1935)
Longest DI Win Streak: 2 (1931-1932)

EAST STROUDSBURG (0-2)

Year	W/L	Score	Site
1968	L	7-47	--
1969	L	12-35	A

Largest DSU Victory: N/A
Largest East Stroudsburg victory: 47-7 (1968)
Longest DSU Win Streak: N/A
Longest ES Win Streak: 2 (1968-1969)

EASTERN KENTUCKY (0-1)

Year	W/L	Score	Site
1989	L	13-48	A

Largest DSU Victory: N/A
Largest Eastern Kentucky victory: 48-13 (1989)
Longest DSU Win Streak: N/A
Longest Eastern Kentucky Win Streak: N/A

ELIZABETH CITY ST. (5-3, 2-2 CIAA)

Year	W/L	Score	Site
1941	L	0-18	--
1966*	W	12-6	--
1967*	W	13-12	--
1968*	L	3-10	--
1969*	L	6-31	H
1974	W	14-8	H
1975	W	17-7	A
1976	W	9-7	H

Largest DSU Victory: 17-7 (1975)
Largest ECS Victory: 18-0 (1941)
Longest DSU Win Streak: 3 (1974-1976)
Longest ECS Win Streak: 2 (1968-1969)

ELON (0-4)

Year	W/L	Score	Site
1998	L	15-37	A
1999	L	28-51	H
2000	L	6-45	A
2004	L	13-49	A

Largest DSU Victory: N/A
Largest Elon victory: 45-6 (2000)
Longest DSU Win Streak: N/A
Longest Elon Win Streak: 4 (1998-2004)



DELAWARE STATE

ALL-TIME SERIES

FAYETTEVILLE STATE (2-0)

H: 1-0; A: 1-0; N: N/A
 Year W/L Score Site
 1993 W 31-28 A
 2000 W 45-10 H
 (76-38)
 Largest DSU Victory: 45-10 (2000)
 Largest Fayetteville State victory: N/A
 Longest DSU Win Streak: 2 (1993-2000)
 Longest Fayetteville State Win Streak: N/A

FLORIDA A&M (8-20, 7-17 MEAC)

H: 3-9; A: 4-10; N: 1-1
 Year W/L Score Site
 1977 L 15-37 H
 1978 L 0-37 A
 1980** L 9-57 A
 1981** L 3-27 A
 1982** L 23-29 H
 1983 W 36-34 A
 1988 L 31-45 H
 1989** W 18-13 A
 1990** L 38-43 H
 1991** L 10-20 A
 1992** W 22-20 H
 1993** W 18-14 A
 1994** L 18-25 I
 1995** L 21-24 A
 1996** L 26-47 H
 1997** L 0-49 A
 1998** L 21-56 H
 1999* L 19-48 A
 2000** L 21-49 H
 2001** L 17-35 A
 2002** L 18-20 H
 2003** W 14-15 A
 2005** W 21-17 2
 2006** W 24-14 H
 2007** W 20-7 A
 2008** W 35-28 (OT) H
 2009** L 12-21 A
 2010** L 14-17 H
 (489-848)
 Largest DSU Victory: 20-7 (2007)
 Largest Florida A&M victory: 49-0 (1997)
 Longest DSU Win Streak: 4 (2005-2008)
 Longest FAMU Win Streak: 10 (1994-2003)
 1 - Frawley Stadium, Wilmington, Del.
 2 - Ford Field, Detroit, Mich.

FLORIDA N&T (1-0)

H: N/A; A: N/A; N: 1-0
 Year W/L Score Site
 1946 W 7-6 I
 (7-6)
 Largest DSU Victory: 7-6 (1946)
 Largest Florida N&T Victory: N/A
 Longest DSU Win Streak: N/A
 Longest Florida N&T Win Streak: N/A
 1 - 1947 Flower Bowl - played on 1/1/47 - Jacksonville, Fla.

FORT DUPONT (1-0)

H: N/A; A: N/A; N: N/A
 Year W/L Score Site
 1942 W 27-0 --
 (27-0)
 Largest DSU Victory: 27-0 (1942)
 Largest Fort DuPont Victory: N/A
 Longest DSU Win Streak: N/A
 Longest Fort DuPont Win Streak: N/A

GRAMBLING STATE (1-0)

H: N/A; A: N/A; N: 1-0
 Year W/L Score Site
 1992 W 45-42 I
 (45-42)
 Largest DSU Victory: 45-42 (1992)
 Largest Grambling State victory: N/A
 Longest DSU Win Streak: N/A
 Longest Grambling State Win Streak: N/A
 1 - Silverdome, Pontiac, Mich.

HAMPTON

(13-23, 3-10 MEAC, 11-10 CIAA)
 H: 6-11; A: 7-12; N: N/A
 Year W/L Score Site
 1945* W 14-0 A
 1946* L 0-12 A
 1953* L 0-26 A
 1954* W 6-0 H
 1955* W 12-0 A
 1956* W 46-6 H
 1957* L 0-6 A
 1958* L 14-28 H
 1959* L 8-26 A

1960* L 8-13 H
 1961* W 22-8 A
 1962* W 12-9 H
 1963* L 6-25 A
 1964* W 26-23 H
 1965* W 30-13 A
 1966* L 0-6 H
 1967* L 6-35 A
 1968* L 10-17 H
 1969* W 20-0 A
 1970* W 49-0 H
 1995 L 21-51 A
 1996** L 7-37 H
 1997 L 20-24 A
 1998 L 13-41 H
 1999** L 0-21 A
 2000** L 28-54 H
 2001** L 20-31 A
 2002** L 13-44 H
 2003** L 9-41 A
 2004** W 28-23 H
 2005** L 8-26 A
 2006** L 14-29 H
 2007** W 24-17 A
 2008** L 14-17 H
 2009** W 21-6 A
 2010** L 14-20 H
 (543-735)
 Largest DSU Victory: 49-0 (1970)
 Largest Hampton victory: 51-21 (1995)
 Longest DSU Win Streak: 3 (1955-1957)
 Longest Hampton Win Streak: 9 (1995-2003)

HOFFSTRA (1-4)

H: 1-0; A: 0-4; N: N/A
 Year W/L Score Site
 1971 L 0-30 A
 1972 W 26-7 H
 1973 L 14-26 A
 1998 L 0-68 A
 1999 L 14-58 A
 (54-189)
 Largest DSU Victory: 26-7 (1972)
 Largest Hofstra victory: 14-7 (1971)
 Longest DSU Win Streak: N/A
 Longest Hofstra Win Streak: 3 (1973-1999)

HOWARD

(36-30-1, 20-20 MEAC, 14-9 CIAA)
 H: 12-9; A: 10-11; N: N/A
 Year W/L Score Site
 1941 L 0-13 --
 1942 T 13-13 --
 1944 W 7-6 --
 1944 W 18-6 --
 1945* L 19-25 --
 1946* W 19-7 --
 1947* L 0-27 --
 1948* L 0-40 --
 1949* L 7-38 --
 1950* L 2-21 --
 1951* L 2-25 --
 1952* L 0-25 --
 1953* W 13-6 --
 1954* W 13-0 --
 1958* W 20-8 --
 1959* L 6-14 --
 1960* W 24-6 --
 1961* W 20-0 --
 1962* W 20-0 --
 1963* W 30-0 --
 1964* L 16-32 --
 1965* W 6-0 --
 1966* W 26-16 --
 1967* W 16-0 --
 1968* W 48-7 --
 1969* W 10-0 H
 1970* W 20-0 A
 1971** L 3-24 H
 1972** L 0-10 A
 1973** L 6-29 H
 1974** L 7-30 A
 1975** L 7-12 H
 1976** L 0-32 A
 1977** W 18-0 H
 1978** L 6-37 A
 1979** L 0-23 H
 1980** L 7-49 A
 1981** L 27-31 H
 1982** L 14-22 A
 1983** W 62-20 H
 1984** W 45-7 A
 1985** W 38-16 H
 1986** L 18-27 A
 1987** W# 7-12 H
 1988** W 28-21 A
 1989** L 14-19 H

1990** W 29-14 A
 1991** W 56-12 H
 1992** L 28-31 A
 1993** L 33-35 H
 1994** W 35-24 A
 1995** W 20-13 H
 1996** L 23-48 A
 1997** L 21-40 H
 1998** L 43-46 A
 1999** W 42-25 H
 2000** W 64-37 A
 2001** W 43-31 H
 2002** W 14-7 A
 2003** L 6-21 H
 2004** W 32-13 A
 2005** W 23-7 H
 2006** L 17-20 A
 2007** W 29-13 H
 2008** W 10-6 A
 2009** W 30-20 H
 2010** W 53-43 A
 (1,337-1,244)
 Largest DSU Victory: 56-12 (1991)
 Largest HU Victory: 40-0 (1948)
 Longest DSU Win Streak: 6 (1956-1970)
 Longest HU Win Streak: 6 (1947-1952 & 71-76)
 # - forfeit

HOWARD H.S. (2-1-1)

H: N/A; A: N/A; N: N/A
 Year W/L Score Site
 1930 W 7-0 --
 1931 T 0-0 --
 1932 L 6-7 --
 1933 W 18-0 --
 (31-7)
 Largest DSU Victory: 18-0 (1933)
 Largest Howard Victory: 7-6 (1932)
 Longest DSU Win Streak: N/A
 Longest Howard Win Streak: N/A

INDIANA STATE (0-2)

H: N/A; A: N/A; N: N/A
 Year W/L Score Site
 1967 L 0-16 --
 1968 L 0-17 --
 (0-33)
 Largest DSU Victory: N/A
 Largest Indiana State victory: 17-0 (1968)
 Longest DSU Win Streak: N/A
 Longest ISU Win Streak: 2 (1967-1968)

JACKSON STATE (1-2)

H: N/A; A: 0-1; N: 1-1
 Year W/L Score Site
 1986 L 25-28 1
 1990 L 7-31 A
 1991 W 37-34 2
 (69-93)
 Largest DSU Victory: 37-34 (1991)
 Largest Jackson State victory: 31-7 (1990)
 Longest DSU Win Streak: N/A
 Longest Jackson St. Win Streak: 2 (1986-1990)
 1 - Franklin Field, Philadelphia, Pa.
 2 - RFK Stadium, Washington, D.C.

JAMES MADISON (1-2)

H: 1-0; A: 0-2; N: N/A
 Year W/L Score Site
 1983 W 38-28 H
 1984 L 19-20 A
 2005 L 7-65 A
 (64-113)
 Largest DSU Victory: 38-28 (1983)
 Largest James Madison victory: 65-7 (2005)
 Longest DSU Win Streak: N/A
 Longest JMU Win Streak: 2 (1984-2005)

J.C. SMITH (7-11, 7-11 CIAA)

H: N/A; A: N/A; N: N/A
 Year W/L Score Site
 1947* W 11-7 --
 1948* W 14-12 --
 1949* L 6-10 --
 1950* W 66-0 --
 1951* L 0-24 --
 1952* L 0-21 --
 1953* L 0-20 --
 1954* W 13-0 --
 1955* W 20-6 --
 1956* W 32-0 --
 1957* W 13-7 --
 1958* L 6-28 --
 1959* L 0-42 --
 1960* L 0-22 --
 1961* L 0-40 --
 1962* L 12-20 --

1963* L 0-43 --
 1964* L 6-8 --
 (199-310)
 Largest DSU Victory: 66-0 (1950)
 Largest J.C. Smith victory: 43-0 (1963)
 Longest DSU Win Streak: 4 (1954-1957)
 Longest J.C. Smith Win Streak: 7 (1958-1964)

KENT STATE (0-2)

H: N/A; A: 0-2; N: N/A
 Year W/L Score Site
 2007 L 7-38 A
 2008 L 3-24 A
 (10-62)
 Largest DSU Victory: N/A
 Largest Kent State victory: 38-7 (2007)
 Longest DSU Win Streak: N/A
 Longest Kent State Win Streak: 2 (2007-2008)

KENTUCKY STATE (2-1-1)

H: 2-0; A: 0-1-1; N: N/A
 Year W/L Score Site
 1976 T 0-0 A
 1977 W 10-3 H
 1978 L 12-18 A
 1979 W 16-2 H
 (38-23)
 Largest DSU Victory: 16-2 (1979)
 Largest Kentucky State victory: 18-12 (1978)
 Longest DSU Win Streak: N/A
 Longest Kentucky State Win Streak: N/A

KING'S (PA.) (5-4)

H: N/A; A: N/A; N: N/A
 Year W/L Score Site
 1951 L 0-13 --
 1952 L 6-33 --
 1955 W 13-0 --
 1956 W 27-13 --
 1957 W 20-0 --
 1958 L 6-20 --
 1959 L 6-8 --
 1960 L 12-14 --
 1961 W 36-0 --
 1962 W 16-8 --
 (142-109)
 Largest DSU Victory: 36-0 (1961)
 Largest King's (Pa.) victory: 33-6 (1952)
 Longest DSU Win Streak: 3 (1955-1957)
 Longest King's (Pa.) Win Streak: 3 (1958-1960)

LIBERTY (5-9)

H: 2-6; A: 3-3; N: N/A
 Year W/L Score Site
 1982 L 22-35 H
 1983 W 48-24 A
 1984 W 34-11 H
 1990 W 38-37 A
 1991 L 9-20 H
 1992 L 27-49 A
 1993 L 43-47 H
 1994 W 22-17 A
 1995 L 14-41 H
 1996 L 7-27 A
 1997 L 17-33 H
 1998 L 21-53 H
 2000 W 42-25 H
 2001 L 7-34 A
 (351-453)
 Largest DSU Victory: 48-24 (1983)
 Largest Liberty victory: 53-21 (1998)
 Longest DSU Win Streak: 3 (1983-1990)
 Longest Liberty Win Streak: 4 (1995-1998)

LINCOLN (PA.) (12-10-1, 9-6-1 CIAA)

H: N/A; A: N/A; N: N/A
 Year W/L Score Site
 1924 L 0-65 --
 1934 W 8-0 --
 1935 W 13-6 --
 1936 L 0-41 --
 1937 W 13-6 --
 1942 L 6-34 --
 1944 L 0-19 --
 1945* L 13-25 --
 1946* L 6-19 --
 1947* L 7-20 --
 1948* W 7-6 --
 1949* W 26-20 --
 1950* T 0-0 --
 1951* L 0-34 --
 1952* L 6-26 --
 1953* L 12-19 --
 1954* W 18-13 --
 1955* W 18-0 --
 1956* W 50-0 --
 1957* W 26-0 --
 1958* W 26-8 --
 1959* W 38-13 --
 1960* W 34-6 --
 (327-380)
 Largest DSU Victory: 50-0 (1956)
 Largest Lincoln Victory: 65-0 (1924)
 Longest DSU Win Streak: 7 (1954-1960)
 Longest Lincoln Win Streak: 5 (1942-1947)



ALL-TIME SERIES

LIVINGSTONE (1-0)

H: 1-0; A: N/A; N: N/A
 Year W/L Score Site
 1979 W 26-10 H
 (26-10)
 Largest DSU Victory: 26-10 (1979)
 Largest Livingstone victory: N/A
 Longest DSU Win Streak: N/A
 Longest Livingstone Win Streak: N/A

LOCK HAVEN (2-1)

H: 1-1; A: 1-0; N: N/A
 Year W/L Score Site
 1970 W 19-14 A
 1971 L 7-14 H
 1996 W 66-19 H
 (92-47)
 Largest DSU Victory: 66-19 (1996)
 Largest Lock Haven victory: 14-7 (1971)
 Longest DSU Win Streak: N/A
 Longest Lock Haven Win Streak: N/A

MANSFIELD (1-3)

H: N/A; A: N/A; N: N/A
 Year W/L Score Site
 1964 L 0-7 --
 1965 W 26-13 --
 1966 L 0-20 --
 1967 L 6-26 --
 (32-66)
 Largest DSU Victory: 26-13 (1965)
 Largest Man. victory: 20-0 & 26-6 (1966 & 67)
 Longest DSU Win Streak: N/A
 Longest Mansfield Win Streak: 2 (1966-1967)

MARYLAND EASTERN SHORE (14-21, 4-4 MEAC, 2-13 CIAA)

H: 1-4-0; A: 4-1; N: N/A
 Year W/L Score Site
 1930 W 18-0 --
 1930 W 19-0 --
 1931 W 30-0 --
 1932 W 13-0 --
 1933 W 38-0 --
 1934 W# 1-0 --
 1935 W 42-0 --
 1950 L 0-34 --
 1951 L 6-18 --
 1952 L 0-60 --
 1955* L 0-3 --
 1956* W 12-7 --
 1957* L 0-21 --
 1958* L 0-44 --
 1959* L 0-26 --
 1960* L 6-13 --
 1961* L 8-25 --
 1962* L 0-19 --
 1963* L 0-37 --
 1964* L 0-22 --
 1965* L 6-41 --
 1966* L 6-52 --
 1967* L 8-37 --
 1968* L 20-33 --
 1969* L 19-21 H
 1970* W 21-15 A
 1971** W 7-6 A
 1972** L 0-19 H
 1973** L 14-20 A
 1974** L 0-36 H
 1975** W 44-0 A
 1976** W 13-0 H
 1977** W 22-0 A
 1978** L 7-17 H
 1979 W 19-13 A
 (399-639)

Largest DSU Victory: 44-0 (1975)
 Largest UMES Victory: 60-0 (1952)
 Longest DSU Win Streak: 7 (1930-1935)
 Longest UMES Win Streak: 13 (1957-1969)
 #-Forfeit

MASSACHUSETTS (0-2)

H: 0-1; A: 0-1; N: N/A
 Year W/L Score Site
 1980 L 0-39 A
 2004 L 0-51 H
 (0-90)
 Largest DSU Victory: N/A
 Largest Massachusetts victory: 51-0 (2004)
 Longest DSU Win Streak: N/A
 Longest Mass. Win Streak: 2 (1980-2004)

MICHIGAN (0-1)

H: 0-0; A: 0-1; N: N/A
 Year W/L Score Site
 2009 L 6-63 A
 (6-63)
 Largest DSU Victory: N/A
 Largest Michigan victory: 63-6 (2009)
 Longest DSU Win Streak: N/A
 Longest Michigan Win Streak: N/A

MILLERSVILLE (4-1)

H: 3-1; A: 1-0; N: N/A
 Year W/L Score Site
 1970 W 44-10 H
 1972 W 28-21 A
 1973 L 7-14 H
 2001 W 27-19 H
 2005 W 38-6 H
 (144-70)
 Largest DSU Victory: 44-10 (1970)
 Largest Millersville victory: 14-7 (1973)
 Longest DSU Win Streak: 2 (1970-72 & 01-05)
 Longest Millersville Win Streak: N/A

MONTCLAIR STATE (4-4)

H: 1-0; A: 0-1; N: N/A
 Year W/L Score Site
 1963 W 20-12 --
 1964 L 6-36 --
 1965 L 7-26 --
 1966 W 22-6 --
 1967 L 3-16 --
 1968 W 34-14 --
 1969 W 28-9 A
 1970 L 7-10 A
 (127-129)
 Largest DSU Victory: 28-9 (1969)
 Largest Montclair State victory: 36-6 (1964)
 Longest DSU Win Streak: 2 (1968-1969)
 Longest Montclair St. Win Streak: 2 (1964-65)

MOORESTOWN H.S. (0-1)

H: N/A; A: N/A; N: N/A
 Year W/L Score Site
 1925 L 13-21 --
 (13-21)
 Largest DSU Victory: N/A
 Largest Moorestown Victory: 21-13 (1925)
 Longest DSU Win Streak: N/A
 Longest Moorestown Win Streak: N/A

MORGAN STATE (23-31, 21-13 MEAC, CIAA 1-17)

H: 14-6; A: 8-9; N: N/A
 Year W/L Score Site
 1944 L 0-47 --
 1945* L 0-27 --
 1946* L 6-22 --
 1947* L 0-31 --
 1948* L 0-41 --
 1949* L 0-32 --
 1950* L 0-20 --
 1951* L 6-45 --
 1952* L 6-33 --
 1961* W 6-3 --
 1962* L 0-34 --
 1963* L 14-46 --
 1964* L 6-36 --
 1965* L 0-34 --
 1966* L 6-38 --
 1967* L 0-27 --
 1968* L 3-38 --
 1969* L 14-34 H
 1970* L 6-34 A
 1971** L 7-33 H
 1972** L 7-42 A
 1973** L 6-34 H
 1974** L 7-21 A
 1975** W 17-3 H
 1976** L 13-36 A
 1977** W 20-6 H
 1978** W 13-6 A
 1979** L 0-22 H
 1985 W 35-0 H
 1986** W 40-12 A
 1987** W 30-7 H
 1988** W 21-8 H
 1989** W 27-12 H
 1990** W 28-7 A
 1991** W 26-10 H
 1992** W 34-18 A
 1993** W 65-42 H
 1994** W 50-21 A
 1995** W 41-17 H
 1996** W 35-14 A
 1997** L 7-14 H
 1998** L 13-15 A
 1999** W 34-20 H
 2000** W 20-12 H
 2001** W 38-12 H
 2002** L 28-35 (OT) A
 2003** L 36-53 H
 2004** L 30-34 A
 2005** W 41-14 H
 2006** W 29-7 A
 2007** W 25-17 H
 2008** L 3-20 A
 2009** W 35-22 H
 2010** L 24-34 A
 (958-1,302)

Largest DSU Victory: 35-0 (1985)
 Largest MSU Victory: 47-0 (1944)
 Longest DSU Win Streak: 12 (85-96)
 Longest MSU Win Streak: 13 (62-73)

MORRIS BROWN (1-0)

H: N/A; A: 1-0; N: N/A
 Year W/L Score Site
 2002 W 16-10 A
 (16-10)
 Largest DSU Victory: 16-10 (2002)
 Largest Morris Brown victory: N/A
 Longest DSU Win Streak: N/A
 Longest Morris Brown Win Streak: N/A

NEWARK ATHLETIC CLUB (1-0)

H: N/A; A: N/A; N: N/A
 Year W/L Score Site
 1932 W 29-7 --
 (29-7)
 Largest DSU Victory: 29-7 (1932)
 Largest NAC Victory: N/A
 Longest DSU Win Streak: N/A
 Longest NAC Win Streak: N/A

NORFOLK STATE (13-5, 9-4 MEAC)

H: 6-1; A: 4-4; N: 1-0
 Year W/L Score Site
 1953 W 18-0 --
 1954 W 7-0 --
 1995 W 20-14 H
 1996 L 23-27 A
 1997 W 24-21 H
 1998** L 26-38 A
 1999** W 26-6 H
 2000** W 31-28 A
 2001** W 43-13 1
 2002** L 20-23 A
 2003** W 36-25 H
 2004** W 33-28 A
 2005** W 38-17 H
 2006** W 33-10 A
 2007** W 28-21 (OT) H
 2008** W 34-28 A
 2009** L 16-21 H
 2010** L 21-31 A
 (477-351)

Largest DSU Victory: 43-13 (2001)
 Largest Norfolk State victory: 38-26 (1998)
 Longest DSU Win Streak: 6 (2003-2008)
 Longest Norfolk State Win Streak: N/A
 1 - Qualcomm Stadium, San Diego, Calif.

NORTH CAROLINA A&T (20-18-1, 20-18-1 MEAC)

H: 10-9-1; A: 9-9; N: 1-0
 Year W/L Score Site
 1971** L 7-31 H
 1972** L 7-13 A
 1973** L 12-27 H
 1974** L 14-20 A
 1975** L 7-27 H
 1976** L 6-30 A
 1977** L 7-22 H
 1978** W 9-6 A
 1979** T 21-21 H
 1980** L 0-52 A
 1981** W 21-17 H
 1982** W 20-3 A
 1983** W 26-7 H
 1984** W 56-7 A
 1985** W 30-16 1
 1986** L 17-20 A
 1987** W 41-9 H
 1988** W 37-7 A
 1989** W 30-7 H
 1990** L 28-48 H
 1991** W 31-26 A
 1992** L 10-24 H
 1993** W 25-19 A
 1994** W 31-10 H
 1995** W 17-10 A
 1996** L 6-31 H
 1997** L 14-22 A
 1998** L 15-47 H
 1999** L 13-24 A
 2000** W 46-45 H
 2001** L 30-36 A
 2002** L 7-34 H
 2003** L 7-33 A
 2004** W 15-6 H
 2005** W 23-13 A
 2006** W 37-21 H
 2007** W 27-0 A
 2008** W 42-7 H
 2010** W 31-26 H
 (805-824)

Largest DSU Victory: 56-7 (1984)
 Largest NC A&T victory: 52-0 (1980)
 Longest DSU Win Streak: 6 (2004-2010)
 Longest NCA&T Win Streak: 6 (1971-1977)
 1 - Franklin Field, Philadelphia, PA

NORTH CAROLINA CENTRAL (6-13, 1-4 MEAC, 2-4 CIAA)

H: 3-2; A: 1-6; N: 0-1
 Year W/L Score Site
 1945* W 13-12 --
 1946* L 6-32 --
 1947* W 7-0 --
 1948* L 0-14 --
 1949* L 0-27 --
 1950* L 0-13 --
 1971** L 3-34 A
 1972** W 14-10 H
 1973** L 7-32 A
 1974** L 0-7 A
 1975** L 14-16 A
 1976 L 16-27 H
 1977 W 23-0 A
 1978 W 16-13 H
 1979 L 26-31 A
 1996 L 16-21 1
 2003 L 14-21 A
 2004 L 23-26 H
 2010 W 29-7 H
 (266-343)

Largest DSU Victory: 23-0 (1977)
 Largest NCCU Victory: 34-3 (1971)
 Longest DSU Win Streak: 2 (1977-1978)
 Longest NCCU Win Streak: 4 (1948-1971;
 1 - Atlantic City Convention Center

NORTHEASTERN (6-1-1)

H: 3-1; A: 3-0-1; N: N/A
 Year W/L Score Site
 1982 W 15-7 H
 1983 T 21-21 A
 1984 W 35-0 H
 1985 W 36-6 A
 1986 L 24-37 H
 1989 W 11-3 A
 1990 W 43-16 H
 1991 W 46-20 A
 (231-110)

Largest DSU Victory: 35-0 (1984)
 Largest Northeastern victory: 37-24 (1986)
 Longest DSU Win Streak: 3 (1989-1991)
 Longest Northeastern Win Streak: N/A

NORTHERN IOWA (0-1)

H: N/A; A: 0-1; N: N/A
 Year W/L Score Site
 1985 L 17-37 A
 (17-37)
 Largest DSU Victory: N/A
 Largest Northern Iowa victory: 37-17 (1985)
 Longest DSU Win Streak: N/A
 Longest Northern Iowa Win Streak: N/A

NORTHWESTERN STATE (0-3)

H: 0-1; A: 0-2; N: N/A
 Year W/L Score Site
 2002 L 14-34 H
 2003 L 6-43 A
 2006 L 3-23 A
 (23-100)

Largest DSU Victory: N/A
 Largest Northwestern St. victory: 43-6 (2003)
 Longest DSU Win Streak: N/A
 Longest NWSt. Win Streak: 3 (2002-2006)

PORTLAND STATE (0-1)

H: N/A; A: 0-1; N: N/A
 Year W/L Score Site
 1980 L 0-105 A
 (0-105)

Largest DSU Victory: N/A
 Largest Portland State Victory: 105-0 (1080)
 Longest DSU Win Streak: N/A
 Longest Portland State Win Streak: N/A

RHODE ISLAND (1-1)

H: 0-1; A: 1-0; N: N/A
 Year W/L Score Site
 1994 W 28-26 A
 1995 L 14-17 H
 (42-43)

Largest DSU Victory: 28-26 (1994)
 Largest Rhode Island victory: 17-14 (1995)
 Longest DSU Win Streak: N/A
 Longest Rhode Island Win Streak: N/A



DELAWARE STATE

ALL-TIME SERIES

ST. AUGUSTINE'S (9-7-1, 9-7-1 CIAA)

H: N/A; A: N/A; N: N/A	Year	W/L	Score	Site
	1947*	W	22-0	--
	1948*	W	22-0	--
	1949*	L	7-13	--
	1950*	L	6-13	--
	1951*	W	13-0	--
	1952*	L	6-7	--
	1953*	W	19-12	--
	1954*	L	6-12	--
	1955*	W	6-0	--
	1956*	T	13-13	--
	1957*	W	13-0	--
	1958*	L	0-26	--
	1959*	L	6-12	--
	1960*	W	12-6	--
	1961*	W	16-6	--
	1962*	L	6-18	--
	1964*	W	19-7	--

Largest DSU Victory: 22-0 (1947 & 1948)
 Largest St. Augustine's Victory: 26-0 (1958)
 Longest DSU Win Streak: 2 (1947-48 & 60-61)
 Longest SA Win Streak: 2 (1949-50 & 58-59)

ST. FRANCIS (PA.) (1-0)

H: 0-1; A: N/A; N: N/A	Year	W/L	Score	Site
	2006	W	63-28	H

Largest DSU Victory: 63-28 (2006)
 Largest St. Francis (Pa.) victory: N/A
 Longest DSU Win Streak: N/A
 Longest St. Francis (Pa.) Win Streak: N/A

ST. PAUL'S (19-5-1, 18-5-1 CIAA)

H: 2-0; A: 0-1; N: N/A	Year	W/L	Score	Site
	1946*	W	50-0	--
	1948*	W	58-0	--
	1949*	W	40-0	--
	1950*	W	66-0	--
	1951*	W	14-0	--
	1952*	W	24-0	--
	1953*	L	6-7	--
	1954*	W	26-6	--
	1955*	W	37-6	--
	1956*	W	28-0	--
	1957*	W	9-0	--
	1958*	W	46-6	--
	1959*	L	8-14	--
	1960*	W	34-6	--
	1961*	W	24-14	--
	1962*	W	34-14	--
	1963*	L	14-22	--
	1964*	W	18-12	--
	1965*	L	14-20	--
	1966*	L	0-12	--
	1967*	T	0-0	--
	1968*	W	25-0	--
	1969*	W	27-20	A
	1970*	W	6-0	H
	1985	W	46-6	H

Largest DSU Victory: 66-0 (1950)
 Largest St. Paul's victory: 12-0 (1966)
 Longest DSU Win Streak: 6 (1946-1952)
 Longest St. Paul's Win Streak: 2 (1965-1966)

SALISBURY STATE (1-2)

H: 1-0; A: 0-2; N: N/A	Year	W/L	Score	Site
	1977	W	18-17	A
	1980	L	18-27	H
	1981	L	7-13	A

Largest DSU Victory: 18-17 (1977)
 Largest Salisbury State victory: 27-18 (1980)
 Longest DSU Win Streak: N/A
 Longest SSU Win Streak: 2 (1980-1981)

SAVANNAH STATE (2-0)

H: 1-0; A: 1-0; N: N/A	Year	W/L	Score	Site
	2001	W	45-22	A
	2002	W	41-9	H

Largest DSU Victory: 41-9 (2002)
 Largest Savannah State victory: N/A
 Longest DSU Win Streak: 2 (2001-2002)
 Longest Savannah State Win Streak: N/A

SHAW (2-0)

H: 1-0; A: 1-0; N: N/A	Year	W/L	Score	Site
	1975	W	14-6	A
	1976	W	27-6	H

Largest DSU Victory: 27-6 (1976)
 Largest Shaw victory: N/A
 Longest DSU Win Streak: 2 (1975-1976)
 Longest Shaw Win Streak: N/A

SLIPPERY ROCK (0-2-1)

H: N/A; A: N/A; N: N/A	Year	W/L	Score	Site
	1961	L	12-21	--
	1962	L	12-21	--
	1963	T	19-19	--

Largest DSU Victory: N/A
 Largest SR victory: 21-12 (1961 & 1962)
 Longest DSU Win Streak: N/A
 Longest SR Win Streak: 2 (1961-1962)

SOUTH CAROLINA STATE (15-25, 15-25 MEAC)

H: 8-11; A: 6-14; N: 1-0	Year	W/L	Score	Site
	1971**	L	0-37	A
	1972**	W	29-21	H
	1973**	L	0-27	A
	1974**	L	7-16	H
	1975**	L	0-39	A
	1976**	L	0-30	H
	1977**	L	0-21	A
	1978**	L	0-34	H
	1979**	L	6-52	A
	1980**	L	20-21	H
	1981**	L	0-29	A
	1982**	W	17-7	H
	1983**	L	17-24	A
	1984**	W	50-36	1
	1985**	W	38-20	A
	1986**	W	34-21	H
	1987**	W	28-7	A
	1988**	W	28-7	H
	1989**	W	21-13	A
	1990**	W	39-0	H
	1991**	W	19-14	A
	1992**	L	7-28	H
	1993**	L	15-38	A
	1994**	L	38-42	H
	1995**	W	20-7	A
	1996**	L	14-34	H
	1997**	L	17-37	A
	1998**	L	14-31	H
	1999**	L	14-34	A
	2000**	W	57-32	H
	2001**	L	21-42	A
	2002**	W	27-21	H
	2003**	L	13-36	A
	2004**	L	14-28	H
	2005**	L	3-24	A
	2006**	W	10-9	H
	2007**	W	17-16	A
	2008**	L	17-23	H
	2009**	L	10-52	A
	2010**	L	21-38	H

Largest DSU Victory: 39-0 (1990)
 Largest SCSU Victory: 52-6 (1979)
 Longest DSU Win Streak: 8 (1984-1991)
 Longest SCSU Win Streak: 9 (1973-1981)
 1 - Franklin Field, Philadelphia, PA

SOUTHERN (0-1)

H: N/A; A: N/A; N: 0-1	Year	W/L	Score	Site
	2010	L	27-37	1

Largest DSU Victory: N/A
 Largest Southern victory: 27-37 (2010)
 Longest DSU Win Streak: N/A
 Longest Southern Win Streak: N/A
 1 - Citrus Bowl, Orlando, Fla. - MEAC/SWAC Challenge

SOUTHERN ILLINOIS (0-1)

H: 0-1; A: N/A; N: N/A	Year	W/L	Score	Site
	2004	L	0-49	H

Largest DSU Victory: N/A
 Largest Southern Illinois victory: 43-6 (2003)
 Longest DSU Win Streak: N/A
 Longest Southern Illinois Win Streak: N/A

SOUTHERN LOUISIANA (2-0)

H: N/A; A: 0-2; N: N/A	Year	W/L	Score	Site
	1985	W	46-8	A
	1986	W	21-14	A

Largest DSU Victory: 46-8 (1985)
 Largest Southern Louisiana victory: N/A
 Longest DSU Win Streak: 2 (1985-1986)
 Longest Southern Louisiana Win Streak: N/A

STORER COLLEGE (3-1)

H: N/A; A: N/A; N: N/A	Year	W/L	Score	Site
	1932	L	6-20	--
	1933	W	33-6	--
	1934	W	38-0	--
	1935	W	52-0	--

Largest DSU Victory: 52-0 (1935)
 Largest Storer Victory: 20-6 (1932)
 Longest DSU Win Streak: 3 (1933-1935)
 Longest Storer Win Streak: N/A

TOWSON (6-9)

H: 4-4; A: 2-5; N: N/A	Year	W/L	Score	Site
	1980	L	0-30	A
	1981	L	7-24	H
	1982	L	21-35	A
	1983	L	15-23	H
	1984	W	23-7	H
	1985	L	26-51	A
	1986	W	10-6	H
	1987	W	40-17	A
	1988	L	3-24	H
	1989	L	17-35	A
	1990	W	24-13	H
	1991	W	13-7	A
	1992	W	27-13	H
	1993	L	14-31	A
	1994	L	18-42	H

Largest DSU Victory: 40-17 (1987)
 Largest Towson victory: 30-0 (1980)
 Longest DSU Win Streak: 3 (1990-1992)
 Longest Towson Win Streak: 4 (1980-1983)

VIRGINIA STATE (2-4, 1-1 CIAA)

H: 1-0; A: 0-2; N: N/A	Year	W/L	Score	Site
	1935	L	0-6	--
	1964*	L	6-8	--
	1965*	W	20-13	--
	1973	L	0-21	A
	1981	L	12-13	A
	1982	W	15-14	H

Largest DSU Victory: 20-13 (1965)
 Largest VSU Victory: 21-0 (1973)
 Longest DSU Win Streak: N/A
 Longest VSU Win Streak: 2 (1935-64 & 73-81)

VIRGINIA UNION (1-0)

H: N/A; A: N/A; N: N/A	Year	W/L	Score	Site
	1942	W	6-0	--

Largest DSU Victory: 6-0 (1942)
 Largest Virginia Union victory: N/A
 Longest DSU Win Streak: N/A
 Longest Virginia Union Win Streak: N/A

WEST CHESTER (0-3)

H: 0-1; A: 0-2; N: N/A	Year	W/L	Score	Site
	1971	L	0-51	A
	1981	L	16-19	H
	1982	L	21-41	A

Largest DSU Victory: N/A
 Largest West Chester victory: 51-0 (1971)
 Longest DSU Win Streak: N/A
 Longest West Chester Win Streak: 3 (1971-82)

WESTERN ILLINOIS (0-3)

H: 0-1; A: 0-2; N: N/A	Year	W/L	Score	Site
	1988	L	13-22	H
	1989	L	24-38	A
	1995	L	14-41	A

Largest DSU Victory: N/A
 Largest Western Illinois victory: 41-14 (1995)
 Longest DSU Win Streak: N/A
 Longest Western Ill. Win Streak: 3 (1988-95)

WILLIAM PATTERSON (2-0)

H: 1-0; A: 1-0; N: N/A	Year	W/L	Score	Site
	1974	W	34-10	H
	1975	W	29-0	A

Largest DSU Victory: 29-0 (1975)
 Largest William Patterson victory: N/A
 Longest DSU Win Streak: 2 (1974-1975)
 Longest William Patterson Win Streak: N/A

WINSTON SALEM STATE (5-3-1, 2-2-1 CIAA)

H: 0-1; A: 2-0; N: N/A	Year	W/L	Score	Site
	1942	W	32-6	--
	1946*	W	12-6	--
	1947*	W	20-6	--
	1948*	L	7-21	--
	1949*	T	12-12	--
	1950*	L	0-18	--
	2007	W	23-20	A
	2008	L	26-27	H
	2009	W	24-21	A

Largest DSU Victory: 32-6 (1942)
 Largest WSSU Victory: 18-0 (1950)
 Longest DSU Win Streak: 3 (1942-1947)
 Longest WSSU Win Streak: N/A

YOUNGSTOWN STATE (1-3)

H: 1-1; A: 0-2; N: N/A	Year	W/L	Score	Site
	1991	W	33-29	H
	1992	L	20-42	A
	1993	L	28-42	A
	1994	L	3-23	H

Largest DSU Victory: 33-29 (1991)
 Largest YSU victory: 42-20 (1992)
 Longest DSU Win Streak: N/A
 Longest YSU Win Streak: 3 (1992-1994)

UNIVERSITY FOOTBALL



ALL-TIME RECORD

Opponent	First Meeting	Last Meeting	Total Games	W-L-T	Pct.
Akron	1987	Same	1	1-0-0	1.000
Alcorn State	1975	Same	1	0-1-0	0.000
Arkansas-Pine Bluff	1987	1988	2	2-0-0	1.000
Atlantic City H.S.	1925	Same	1	0-1-0	0.000
Bethune-Cookman	1976	2010	35	19-16-0	0.457
Bloomsburg	1956	1957	2	1-1-0	0.500
Bluefield	1945	1950	3	2-1-0	0.667
Boise State	1987	Same	1	0-1-0	0.000
Bordentown (NJ) Military Academy	1930	1939	8	3-4-1	0.437
Boston	1986	Same	1	1-0-0	1.000
Bowie State	1933	1984	4	3-1-0	0.750
Bucknell	1999	2003	3	0-3-0	0.000
Buffalo	1997	Same	1	0-1-0	0.000
C.W. Post	1965	1973	3	1-2-0	0.333
Central Connecticut State	2008	Same	1	0-1-0	0.000
Central State	1947	1984	7	3-4-0	0.429
Cheyney	1929	1997	21	12-9-0	0.571
Clarion State	1968	1979	7	1-6-0	0.149
Coastal Carolina	2005	2010	3	1-2-0	0.333
Connecticut	1985	1986	2	2-0-0	1.000
District of Columbia	1933	1987	8	6-2-0	0.750
Delaware	2007	2009	2	0-2-0	0.000
Downingtown (PA) Industrial	1926	1935	7	5-2-0	0.714
East Stroudsburg	1968	1969	2	0-2-0	0.000
Eastern Kentucky	1989	Same	1	0-1-0	0.000
Elizabeth City	1941	1976	8	5-3-0	0.625
Elon	1998	2004	4	0-4-0	0.000
Fayetteville State	1993	2000	2	2-0-0	1.000
Florida A&M	1977	2010	28	8-20-0	0.286
Florida N&T	1946	Same	1	1-0-0	1.000
Fort DuPont	1942	Same	1	1-0-0	1.000
Grambling State	1992	Same	1	1-0-0	1.000
Hampton	1945	2010	36	13-23-0	0.361
Hofstra	1971	1999	5	1-4-0	0.200
Howard	1941	2010	67	36-30-1	0.537
Howard H.S.	1930	1933	4	2-1-1	0.625
Indiana State	1967	1968	2	0-2-0	0.000
Jackson State	1986	1991	3	1-2-0	0.333
James Madison	1983	2005	3	1-2-0	0.333
J.C. Smith	1947	1964	18	7-11-0	0.389
Kent State	2007	2008	2	0-2-0	0.000
Kentucky State	1976	1979	4	2-1-1	0.625
King's (PA)	1951	1962	9	5-4-0	0.556
Liberty	1982	2001	14	5-9-0	0.357
Lincoln (PA)	1924	1960	23	12-10-1	0.543
Livingstone	1979	Same	1	1-0-0	1.000
Lock Haven	1970	1996	3	2-1-0	0.667
Mansfield	1964	1967	4	1-3-0	0.250
Maryland Eastern Shore	1930	1979	35	14-21-0	0.400
Massachusetts	1980	2004	2	0-2-0	0.000
Michigan	2009	Same	1	0-1-0	0.000
Millersville	1970	2005	5	4-1-0	0.800
Montclair State	1963	1970	8	4-4-0	0.500
Moorestown H.S.	1925	Same	1	0-1-0	0.000
Morgan State	1944	2010	54	23-31-0	0.426
Morris Brown	2002	Same	1	1-0-0	1.000
Newark Athletic Club	1932	Same	1	1-0-0	1.000
Norfolk State	1953	2010	18	13-5-0	0.722
North Carolina A&T	1971	2010	39	20-18-1	0.513
North Carolina Central	1945	2010	19	6-13-0	0.316
Northeastern	1982	1991	8	6-1-1	0.812
Northern Iowa	1985	Same	1	0-1-0	0.000
Northwestern State	2002	2006	3	0-3-0	0.000
Portland State	1980	Same	1	0-1-0	0.000
Rhode Island	1994	1995	2	1-1-0	0.500
St. Augustine's	1947	1964	17	9-7-1	0.559
St. Francis	2006	Same	1	1-0-0	1.000
St. Paul's	1946	1985	25	19-5-1	0.780
Salisbury State	1977	1980	3	1-2-0	0.333
Savannah State	2001	2002	2	2-0-0	1.000
Shaw	1975	1976	2	2-0-0	1.000
Slippery Rock	1961	1963	3	0-2-1	0.167
South Carolina State	1971	2010	40	15-25-0	0.375
Southern	2010	Same	1	0-1-0	0.000
Southern Illinois	2004	Same	1	0-1-0	0.000
Southern Louisiana	1985	1986	2	2-0-0	1.000
Storer College	1932	1935	4	3-1-0	0.750
Towson	1980	1994	15	6-9-0	0.400
Virginia Military Institute	First Meeting				
Virginia State	1935	1982	6	2-4-0	0.333
Virginia Union	1942	Same	1	1-0-0	1.000
West Chester	1971	1982	3	0-3-0	0.000
Western Illinois	1988	1995	3	1-2-0	0.333
William Peterson	1974	1975	2	2-0-0	1.000
Winston-Salem State	1942	2009	9	5-3-1	0.556
Youngstown State	1991	1994	4	1-3-0	0.250
Total			718	336-371-11	0.468



DELAWARE STATE

ANNUAL TEAM RECORDS

Year	Coach	Overall W-L-T	Conf. W-L-T	Place	Postseason	HOME	AWAY	NEUT	DSU PTS	OPP PTS
1924		0-1-0							0	65
1925		0-2-0							19	48
1926		1-0-0							14	0
1927	No Games									
1928	No Games									
1929		1-0-0							12	7
1930		4-2-0							64	25
1931		2-2-1							44	76
1932		2-5-0							73	85
1933	Edward Jackson	4-4-0							114	60
1934	Edward Jackson	8-0-0							125	2
1935	Edward Jackson	7-1-0							114	60
1936	Edward Jackson	1-3-1							24	105
1937	Edward Jackson	1-0-0							13	6
1938	Edward Jackson	0-1-0							7	20
1939	Edward Jackson	0-2-0							7	12
1940	No Games									
1941	Edward Jackson	0-3-0							12	58
1942	Edward Jackson	3-1-1							84	53
1943	No Games									
1944	Edward Jackson	2-2-0							25	78
1945	Edward Jackson	3-3-0	3-3-0 (CIAA)	8th					85	89
1946	Thomas Conrad	4-4-0	3-4-0 (CIAA)	T-10th	Flower Bowl			1-0-0	106	104
1947	Thomas Conrad	4-4-0	4-3-0 (CIAA)	6th					67	132
1948	Thomas Conrad	4-5-0	4-4-0 (CIAA)	10th					108	166
1949	Thomas Conrad	3-5-1	3-5-1 (CIAA)	10th					111	163
1950	Robert White	2-7-1	2-6-1 (CIAA)	14th					133	163
1951	Robert White	2-7-0	2-4-0 (CIAA)	13th					48	158
1952	Willard S. Jones	1-7-0	1-5-0 (CIAA)	T-12th					48	205
1953	Edward Jackson	4-4-0	2-4-0 (CIAA)	T-12th					75	96
1954	Edward Jackson	7-1-0	5-1-0 (CIAA)	5th					114	31
1955	Edward Jackson	7-1-0	5-1-0 (CIAA)	T-2nd					143	15
1956	Bennie J. George	7-1-1	5-0-1 (CIAA)	T-1st					235	52
1957	Bennie J. George	6-2-0	4-2-0 (CIAA)	T-3rd					104	34
1958	Bennie J. George	3-5-0	3-4-0 (CIAA)	11th					118	168
1959	Bennie J. George	1-7-0	1-6-0 (CIAA)	T-15th					72	155
1960	Preston Mitchell	4-4-0	4-3-0 (CIAA)	8th					134	87
1961	Roy D. Moore	6-3-0	5-2-0 (CIAA)	5th					144	117
1962	Roy D. Moore	4-5-0	3-4-0 (CIAA)	11th					112	143
1963	Roy D. Moore	2-5-1	1-5-0 (CIAA)	T-15th					103	204
1964	Roy D. Moore	3-7-0	3-5-0 (CIAA)	11th					97	180
1965	U.S. Washington	4-5-0	3-3-0 (CIAA)	10th					109	195
1966	U.S. Washington	3-5-0	2-4-0 (CIAA)	14th					72	156
1967	Arnold Jeter	2-6-1	2-3-1 (CIAA)	11th					52	169
1968	Arnold Jeter	4-6-0	2-4-0 (CIAA)	12th					184	205
1969	Arnold Jeter	4-5-0	3-3-0 (CIAA)	10th		2-3-0	2-2-0	0-0-0	150	170
1970	Arnold Jeter	6-2-0	4-1-0 (CIAA)	3rd		3-0-0	3-2-0	0-0-0	172	83
1971	Arnold Jeter	1-8-0	1-5-0 (MEAC)	T-6th		0-4-0	1-4-0	0-0-0	34	260
1972	Arnold Jeter	5-4-0	2-4-0 (MEAC)	T-5th		3-1-0	2-3-0	0-0-0	138	150
1973	Arnold Jeter	0-11-0	0-6-0 (MEAC)	7th		0-5-0	0-6-0	0-0-0	80	277
1974	Arnold Jeter	3-6-0	0-6-0 (MEAC)	7th		3-3-0	0-3-0	0-0-0	101	156
1975	Edmond Wyche	5-5-0	2-4-0 (MEAC)	5th		1-2-0	4-3-0	0-0-0	156	143
1976	Edmond Wyche	3-7-1	1-5-0 (MEAC)	T-6th		3-2-0	0-5-1	0-0-0	91	225
1977	Edmond Wyche	7-4-0	4-2-0 (MEAC)	3rd		3-2-0	4-2-0	0-0-0	146	123
1978	Edmond Wyche	3-7-0	3-3-0 (MEAC)	3rd		1-2-0	2-5-0	0-0-0	80	216
1979	Charles Henderson	4-5-1	0-4-1 (MEAC)	6th		2-2-1	2-3-0	0-0-0	143	234
1980	Charles Henderson	2-9-0	0-5-0 (MEAC)	6th		2-2-0	0-7-0	0-0-0	102	437
1981	Joseph Purzycki	2-9-0	1-4-0 (MEAC)	5th		1-4-0	1-5-0	0-0-0	122	213
1982	Joseph Purzycki	4-7-0	2-3-0 (MEAC)	T-4th		3-3-0	1-4-0	0-0-0	223	267
1983	Joseph Purzycki	7-3-1	3-1-0 (MEAC)	2nd		5-1-0	2-2-1	0-0-0	368	252
1984	Joseph Purzycki	8-2-0	3-1-0 (MEAC)	2nd		4-0-0	3-2-0	1-0-0	425	154
1985	William Collick	9-2-0	4-0-0 (MEAC)	1st		4-0-0	4-2-0	1-0-0	387	181
1986	William Collick	7-4-0	3-2-0 (MEAC)	T-2nd		3-1-0	4-2-0	0-1-0	285	222
1987	William Collick	9-1-0	5-0-0 (MEAC)	1st		4-0-0	5-1-0	0-0-0	345	148
1988	William Collick	5-5-0	4-2-0 (MEAC)	T-1st		2-3-0	3-2-0	0-0-0	235	189
1989	William Collick	7-4-0	5-1-0 (MEAC)	1st		3-1-0	3-3-0	1-0-0	244	202
1990	William Collick	7-3-0	4-2-0 (MEAC)	3rd		2-2-0	4-2-0	1-0-0	330	251
1991	William Collick	9-2-0	5-1-0 (MEAC)	T-1st		3-1-0	4-1-0	2-0-0	300	220
1992	William Collick	6-5-0	3-3-0 (MEAC)	T-4th		2-2-0	3-3-0	1-0-0	305	274
1993	William Collick	6-5-0	4-2-0 (MEAC)	T-2nd		3-2-0	2-3-0	1-0-0	371	352
1994	William Collick	7-4-0	4-2-0 (MEAC)	2nd		2-2-0	4-1-0	1-1-0	301	262
1995	William Collick	6-5-0	5-1-0 (MEAC)	2nd		4-2-0	2-3-0	0-0-0	232	255
1996	William Collick	3-8-0	2-5-0 (MEAC)	T-6th		1-4-0	2-3-0	0-1-0	257	317
1997	John McKenzie	3-8-0	1-6-0 (MEAC)	T-7th		3-3-0	0-5-0	0-0-0	235	312
1998	John McKenzie	0-11-0	0-8-0 (MEAC)	9th		0-5-0	0-6-0	0-0-0	189	482
1999	John McKenzie	4-7-0	4-4-0 (MEAC)	T-4th		4-0-0	0-7-0	0-0-0	261	354
2000	Ben Blacknall	7-4-0	5-3-0 (MEAC)	4th		5-2-0	2-2-0	0-0-0	380	378
2001	Ben Blacknall	5-6-0	3-5-0 (MEAC)	T-6th		3-0-0	1-5-0	1-1-0	315	324
2002	Ben Blacknall	4-8-0	2-6-0 (MEAC)	T-7th		2-4-0	2-4-0	0-0-0	218	313
2003	B. Blacknall/B. Posey	1-10-0	1-6-0 (MEAC)	7th		1-4-0	0-6-0	0-0-0	182	348
2004	Al Lavan	4-7-0	4-3-0 (MEAC)	T-3rd		2-4-0	2-3-0	0-0-0	204	352
2005	Al Lavan	7-4-0	6-2-0 (MEAC)	3rd		5-0-0	2-4-0	0-0-0	225	213
2006	Al Lavan	8-3-0	6-2-0 (MEAC)	T-2nd		4-1-0	3-2-0	1-0-0	335	192
2007	Al Lavan	10-2-0	8-0-0 (MEAC)	1st	NCAA 1st Rd	5-0-0	5-2-0	0-0-0	254	221
2008	Al Lavan	5-6-0	5-3-0 (MEAC)	T-2nd		2-4-0	3-2-0	0-0-0	220	228
2009	Al Lavan	4-7-0	3-5-0 (MEAC)	8th		2-2-0	2-5-0	0-0-0	178	262
2010	Al Lavan	3-8-0	2-6-0 (MEAC)	7th		2-3-0	1-4-0	0-1-0	272	334
Totals		336-371-11	79-89-4 (CIAA) 120-133-1 (MEAC)			109-88-1*	90-143-2*	12-5-0*		

* - since 1969

UNIVERSITY FOOTBALL



YEAR-BY-YEAR STATS

DELAWARE STATE

Year	Total Offense			Scoring						Rushing				Passing						
	Plays	Yds.	Y/G	Y/P	TD	PF	AVG	PA	AVG	Att.	Yds.	Avg.	Y/G	TD	Att.	Comp.	Yds.	Y/G	Y/C	TD
1970	565	2215	276.9	3.9	25	172	21.5	83	10.4	401	1451	3.6	181.4	19	164	66	764	95.5	11.8	6
1971	613	1064	118.2	1.4	4	34	3.8	260	28.9	408	703	1.3	78.1	2	123	29	361	40.1	12.4	1
1972	720	2122	235.7	2.9	20	138	15.3	150	16.7	460	1250	2.7	138.9	14	148	65	888	98.7	13.7	5
1973	No Records																			
1974	No Records																			
1975	558	1786	178.6	3.2	21	156	15.6	143	14.3	328	876	2.6	87.6	10	230	82	914	91.4	11.1	7
1976	623	1948	177.1	3.1	13	91	8.3	225	20.5	480	1315	2.7	119.5	9	143	40	633	57.5	15.8	2
1977	749	1773	161.2	2.4	--	146	13.3	123	11.2	526	1600	3.0	145.5	12	223	93	1273	115.7	13.7	4
1978	617	1875	187.5	3.0	11	80	8.0	216	21.6	415	1085	2.6	108.5	4	202	76	790	79.0	10.4	5
1979	676	2017	201.7	3.0	21	143	14.3	234	23.4	534	1413	2.6	141.3	12	142	55	604	60.4	11.0	2
1980	638	2015	183.2	3.2	15	102	9.3	437	39.7	416	905	2.2	82.3	2	222	72	1110	100.9	15.4	9
1981	770	3015	274.1	3.9	17	122	11.6	213	19.4	602	2080	3.4	189.0	11	168	64	935	83.0	14.6	5
1982	721	3208	291.6	4.4	31	223	20.3	267	24.3	542	2103	3.9	191.2	16	179	68	1105	100.5	16.2	12
1983	768	4265	387.7	5.6	51	368	33.5	252	22.9	695	3117	5.2	283.4	32	163	56	1148	104.4	20.5	13
1984	725	5103	510.3	7.0	61	425	42.5	154	15.4	581	3773	6.5	377.3	45	144	55	1330	133.0	20.2	11
1985	759	4763	433.0	6.3	49	387	35.2	181	16.5	591	3119	5.3	283.5	34	168	86	1644	149.4	19.1	15
1986	797	4092	372.0	5.1	35	285	25.9	222	20.2	619	2914	4.7	264.9	25	178	81	1178	107.1	14.5	8
1987	687	3694	369.4	5.4	42	345	34.5	148	14.8	539	2578	4.8	257.8	33	148	57	1116	111.6	19.5	3
1988	686	3634	363.4	5.3	30	235	23.5	189	18.9	517	2403	4.6	240.3	18	169	75	1231	123.1	16.4	6
1989	737	3383	307.6	4.6	32	244	22.2	202	18.4	483	1897	3.9	172.5	16	243	110	1486	135.1	13.5	15
1990	762	4355	435.5	5.7	45	330	33.0	251	25.1	592	2987	5.1	298.7	32	170	84	1368	136.8	16.3	11
1991	714	3824	347.6	5.4	39	300	27.3	220	20.0	628	3283	5.2	298.5	28	86	29	541	49.2	18.7	5
1992	761	4428	402.6	5.8	41	305	27.7	274	24.9	620	3099	5.0	281.7	31	141	71	1329	120.8	18.7	8
1993	748	4502	409.3	6.0	51	365	33.2	343	31.2	581	3034	5.2	275.8	36	167	82	1468	133.5	17.9	13
1994	762	4557	414.3	6.0	40	301	27.4	262	23.8	501	2327	4.7	211.6	25	261	140	2230	217.9	12.8	14
1995	709	3695	335.9	5.2	35	232	21.1	255	23.2	499	2240	4.5	203.6	21	210	102	1455	132.3	14.3	13
1996	769	4059	369.0	5.3	34	257	23.4	317	28.8	550	2571	4.7	233.7	20	219	97	1488	135.3	15.3	14
1997	768	3305	300.5	4.3	30	235	21.4	312	28.4	470	1734	3.7	157.6	19	298	120	1571	142.8	13.1	10
1998	775	3693	335.7	4.8	27	189	17.2	482	43.8	360	1058	2.9	96.2	11	415	193	2635	239.5	13.7	16
1999	746	3684	334.9	4.9	36	261	23.7	354	32.2	422	1513	3.6	137.5	15	324	147	2171	197.4	14.8	19
2000	760	4305	391.4	5.7	54	380	34.5	378	34.4	419	1853	4.4	168.5	20	341	164	2452	222.9	15.0	32
2001	751	3675	334.1	4.9	42	315	28.6	324	29.5	527	2325	4.4	211.4	20	224	101	1350	122.7	13.4	13
2002	785	3411	284.2	4.3	30	218	18.2	313	26.1	550	1876	3.4	156.3	12	235	115	1535	127.9	13.3	12
2003	741	2854	259.5	3.9	25	182	16.5	348	31.6	420	1081	2.6	98.3	8	321	157	1773	161.2	11.3	13
2004	714	3211	291.9	4.5	26	204	18.5	352	32.0	355	735	2.1	66.8	8	359	200	2476	225.1	12.4	13
2005	679	2795	254.1	4.1	24	225	20.5	213	19.4	415	1230	3.0	111.8	16	264	139	1565	142.3	11.3	8
2006	580	3524	320.4	6.1	44	335	30.5	192	17.5	366	2104	5.7	191.3	25	214	121	1420	129.1	11.7	12
2007	738	3289	274.1	4.5	28	254	21.2	221	18.4	477	1671	3.5	139.2	11	261	153	1618	134.8	10.6	12
2008	702	3345	304.1	4.8	27	220	20.0	228	20.7	387	1501	3.9	136.5	17	315	182	1844	167.6	10.1	10
2009	634	2766	276.6	4.4	21	178	17.8	262	26.2	344	1147	3.3	114.6	11	290	162	1620	162.0	10.0	5
2010	704	3765	342.3	5.3	38	272	24.7	334	30.4	339	1027	3.0	93.4	10	365	210	2738	248.9	13.0	23



DELAWARE STATE

OPPONENT YEAR-BY-YEAR

Opponents

Year	Total Offense			Scoring						Rushing				Passing						
	Plays	Yds.	Y/G	Y/P	TD	PF	AVG	PA	AVG	Att.	Yds.	Avg.	Y/G	TD	Att.	Comp.	Yds.	Y/G	Y/C	TD
1970	442	828	103.5	1.9	11	83	10.4	172	21.5	269	-39	-0.1	-4.9	3	173	67	867	108.4	13.0	7
1971	619	2548	286.3	4.1	37	260	28.9	34	3.8	402	1794	4.2	199.3	23	131	51	754	83.7	14.3	11
1972	863	1890	210.0	2.7	21	150	16.7	138	15.3	606	1025	1.7	113.8	--	202	69	865	96.1	12.5	--
1973	No Records																			
1974	No Records																			
1975	610	2362	236.2	4.0	21	143	14.3	156	15.6	451	1559	4.2	155.9	19	149	61	862	86.2	14.1	2
1976						225	20.5	91	8.3											
1977						123	11.2	146	13.3											
1978	702	2671	267.1	3.8	--	216	21.6	80	8.0	528	1760	3.3	176.0	--	174	69	911	91.1	13.2	--
1979	642	2651	265.1	4.1	29	234	23.4	143	14.3	642	2651	4.1	265.1	20	177	70	1717	171.7	24.5	5
1980	811	4120	374.5	5.1	57	437	39.7	102	9.3	555	2193	4.0	199.4	30	256	128	1927	175.2	15.1	22
1981	703	3283	298.5	4.6	26	213	19.4	122	11.6	479	1776	3.7	161.5	16	224	102	1507	137.0	14.8	9
1982	746	3979	361.7	5.3	37	267	24.3	223	20.3	483	1883	3.9	171.2	18	263	122	2096	190.5	17.2	17
1983	757	3670	333.6	4.8	34	252	22.9	368	33.5	430	1400	3.3	127.3	20	327	157	2270	206.4	14.5	13
1984	626	2904	290.4	4.6	20	154	15.4	425	42.5	314	1004	3.2	100.4	10	312	144	1860	186.0	12.9	8
1985	746	3100	281.8	4.1	26	181	16.5	387	35.2	383	1233	3.2	112.1	11	363	159	1867	169.7	11.7	13
1986	760	3355	305.0	4.4	29	222	20.2	285	25.9	453	1623	3.6	147.5	15	307	120	1732	157.5	14.4	13
1987	655	2755	275.5	4.2	18	148	14.8	345	34.5	376	1204	3.2	120.4	8	279	109	1551	155.1	14.2	8
1988	648	3355	335.5	5.2	26	189	18.9	235	23.5	377	1463	3.9	146.3	16	271	124	1892	189.2	15.3	9
1989	761	3084	280.4	4.1	26	202	18.4	244	22.2	445	1324	2.9	120.4	13	316	130	1760	160.0	13.5	11
1990	615	3148	314.8	5.1	35	251	25.1	330	33.0	312	769	2.5	76.8	13	303	151	2380	238.0	15.8	18
1991	778	3532	321.1	4.5	30	220	20.0	300	27.3	423	1079	2.6	98.1	16	355	181	2453	223.0	13.6	14
1992	700	3753	341.2	5.4	35	274	24.9	305	27.7	405	1607	4.0	146.1	17	295	143	2146	195.1	15.0	14
1993	726	3965	360.5	5.5	49	343	31.2	365	33.2	435	1698	3.9	154.4	29	291	155	2267	206.1	14.6	16
1994	789	4148	377.1	5.3	35	262	23.8	301	27.4	432	1751	4.1	159.2	18	357	187	2397	217.9	12.8	14
1995	798	4161	378.3	5.2	43	255	23.2	232	21.1	436	1597	3.7	145.2	13	362	200	2564	233.1	12.8	17
1996	749	4402	400.2	5.9	43	317	28.8	257	23.4	436	2021	4.6	183.7	22	313	173	2381	216.5	13.8	20
1997	681	3361	305.6	4.9	36	312	28.4	235	21.4	417	1515	3.6	137.7	17	264	115	1846	167.8	16.1	17
1998	730	5117	465.2	7.0	65	482	43.8	189	17.2	496	3182	6.4	289.3	40	234	127	1935	175.9	15.2	20
1999	743	4427	402.5	6.0	46	354	32.2	261	23.7	469	2640	5.6	240.0	29	274	118	1787	162.5	15.1	15
2000	757	4452	404.7	5.9	53	378	34.4	380	34.5	460	2224	4.8	202.2	32	297	154	2228	202.5	14.5	16
2001	744	4057	368.8	5.5	44	324	29.5	315	28.6	380	1279	3.4	116.3	21	364	183	2778	252.5	15.2	19
2002	805	4020	335.0	6.5	42	313	26.1	218	18.2	468	1820	3.9	151.7	21	337	187	2200	183.3	11.8	17
2003	694	4000	363.6	5.8	51	348	31.6	182	16.5	452	2090	4.6	190.0	29	242	130	1910	173.6	14.7	17
2004	756	4157	377.9	5.5	47	352	32.0	204	18.5	463	1880	4.1	170.9	26	293	157	2277	207.0	14.5	16
2005	713	2966	269.6	4.2	25	213	19.4	225	20.5	429	1264	2.9	114.9	12	284	126	1702	154.7	13.5	10
2006	704	3316	301.5	4.7	25	192	17.5	335	30.5	427	1549	3.6	140.8	15	277	153	1767	160.6	11.5	9
2007	818	3989	332.4	4.9	28	221	18.4	254	21.2	483	1953	4.0	162.8	16	335	169	2036	169.7	12.0	10
2008	682	3172	288.4	4.7	29	228	20.7	220	20.0	430	1597	3.7	145.2	16	252	131	1575	143.2	12.0	10
2009	629	3833	383.3	6.1	36	262	26.2	178	17.8	371	1795	4.8	179.5	19	258	153	2038	203.8	13.3	14
2010	761	4229	384.5	5.6	46	334	30.4	272	24.7	478	2160	4.5	196.4	22	283	157	2069	188.1	13.2	16

UNIVERSITY FOOTBALL



THE LAST TIME...

TEAM

The Hornets scored at least	40 points 50 points 60 points 70 points	11/20/10 11/20/10 11/4/06 10/8/84	at Howard (W, 53-43) at Howard (W, 53-43) vs. Concord (W.Va.) (W, 62-0) vs. Bowie State (W, 70-8)
The Hornets allowed at least	40 points 50 points 60 points 70 points	11/20/10 10/17/09 10/17/09 11/8/80	at Howard (W, 53-43) at Michigan, (L, 6-63) at Michigan, (L, 6-63) vs. Portland State (L, 0-105)
The Hornets shut out an opponent		10/13/07	at North Carolina A&T (W, 27-0)
The Hornets were shut out		9/25/04	vs. Southern Illinois (L, 0-49)
The Hornets rushed for at least	300 yards 400 yards 500 yards	10/14/06 9/6/97 10/2/93	316 vs. North Carolina A&T (W, 37-21) 427 vs. Cheyney (W, 50-18) 507 vs. Bethune-Cookman (W, 55-26)
The Hornets rushed for less than	100 yards	11/20/10	21 at Howard (W, 53-43)
The Hornets passed for at least	300 yards 400 yards 500 yards	11/20/10 11/20/10 N/A	400 at Howard (W, 53-43) 400 at Howard (W, 53-43)
The Hornets gained at least	400 yards 500 yards 600 yards 700 yards	11/20/10 11/17/01 10/22/83 10/23/93	421 at Howard (W, 53-43) 514 vs. Howard (W 43-31) 624 vs. Liberty 730 vs. Morgan State (W 42-7)

OPPONENT PASSING

The Hornets allowed at least	300 yards 400 yards 500 yards	10/9/10 11/17/01 N/A	322 at Bethune-Cookman (24-47) 487 vs. Howard (W 43-31)
------------------------------	-------------------------------------	----------------------------	--

OPPONENT RUSHING

The Hornets allowed at least	300 yards 400 yards 500 yards	10/17/09 10/17/09 9/11/99	461 at Michigan (L 6-63) 461 at Michigan (L 6-63) 504 vs. Elon (L 28-51)
------------------------------	-------------------------------------	---------------------------------	--

OPPONENT TOTAL YARDS

An opponent gained at least	400 yards 500 yards 600 yards 700 yards	10/30/10 10/9/10 10/17/09 10/17/09	464 vs. South Carolina State (21-38) 590 at Bethune-Cookman (24-47) 727 at Michigan (L 6-63) 727 at Michigan (L 6-63)
-----------------------------	--	---	--

DSU DEFENSE

The Hornets intercepted 3 passes in a game:	10/23/10	at Morgan State (24-34)
The Hornets intercepted 4 passes in a game:	11/4/06	vs. Concord (W 62-0)
The Hornets intercepted 5 passes in a game:	10/24/87	vs. Towson State (W 40-17)
Were intercepted 3 times:	10/23/10	at Morgan State (24-34)
Were intercepted 4 times:	9/22/01	vs. Liberty (L 7-34)
Recorded a safety:	11/8/08	vs. Winston-Salem State (L, 17-18)

INDIVIDUAL

Scored 4 TDs in a game:	11/20/10	Justin Wilson at Howard
Scored 5 TDs in a game:	11/04/00	Darnerien McCants vs. NC A&T
Scored 6 TDs in a game:	11/03/84	Gene Lake vs. Howard
Passed for 4 TDs in a game:	11/20/10	Anthony Glaud at Howard
Passed for 5 TDs in a game:	9/23/00	Rahsaan Matthews vs Liberty
Passed for 6 TDs in a game:	11/04/00	Rahsaan Matthews vs NC A&T
Rushed for at least 100 yards in a game:	11/7/09	Jaashawn Jones (144) vs. NC A&T
Rushed for at least 200 yards in a game:	11/8/08	Kareem Jones (230) vs. Winston-Salem St.
Rushed for at least 300 yards in a game:	11/10/84	Gene Lake (336) vs. Liberty
Two Hornets rushed for at least 100 yards in a game:	10/11/08	Chris Strother (110) and Vashon Winton (102) vs. Bethune-Cookman
Three Hornets rushed for at least 100 yards in a game:	10/23/93	Phil Anderson (136), Aaron Spears (133) and Wendell Watson (118) vs. Morgan State
Had at least 100 receiving yards:	11/20/10	Justin Wilson (217) at Howard
Had at least 200 receiving yards:	11/20/10	Justin Wilson (217) at Howard
Two Hornets had at least 100 receiving yards:	10/28/00	Darnerien McCants (114) and Albert Horsey (104) vs. South Carolina State
Had a 100-yd rusher & a 100-yd receiver in the same game:	11/21/09	Jaashawn Jones (130 Rushing) and Darius Jackson (123 Receiving) at Howard
Had 2 100-yd rushers & a 200-yd receiver in the same game:	9/9/06	Emmanuel Marc (126 rushing), Lennox Norville (106 rushing) and Shaheer McBride (206 receiving) vs. Saint Francis
Had a 200-yard rusher and two 100-yard receivers in the same game:	10/28/00	Grayland King (225 rushing), Darnerien McCants (114 receiving) and Albert Horsey (104 receiving)
Had at least 10 receptions:	11/21/09	Darius Jackson (11) vs. Howard
Passed for 300 yards:	11/20/10	Anthony Glaud (351) at Howard
Passed for at least 400 yards:	10/23/04	Bryan Botts (430) vs. Morgan State
Returned a kickoff for a TD:	11/20/10	Larrone Moore at Howard
Returned a punt for a TD:	11/04/06	Brandon Hudson vs. Concord (W.V.)
Returned an interception for a TD:	10/23/10	Matt Spicer (9 yds) at Morgan State
Returned a fumble for a TD:	10/16/10	Olusegun Ayanbiola (22 yds) vs. NC A&T
Returned a blocked punt for a TD:	11/17/01	Khary Darlington (12) vs. Howard
Returned an opponent's 2-point attempt for a score:	11/17/01	James Spence vs. Howard
Returned an opponent's extra-point kick for a score:	10/25/03	James Spence vs. Morgan St.
Blocked an extra point attempt:	11/1/08	vs. South Carolina State
Blocked a punt:	9/08/07	Alimayo Wilder vs. Florida A&M
Had 3 interceptions in a game:	9/27/03	James Trott vs Florida A&M
Had 4 interceptions in a game:	9/07/85	Betram Chew vs. NC A&T
Had at least 20 tackles in a game:	11/23/07	Russell Reeves (20) vs. Delaware
Had 5 sacks in a game:	11/09/91	Leroy Thompson vs. NC A&T



DELAWARE STATE

ALL-TIME CONF. STANDINGS



Year	CIAA	Overall	Year	CIAA	Overall	Year	CIAA	Overall	Year	CIAA	Overall	Year	CIAA	Overall
1945	6-0-1	7-0-2	1950	5-0-1	6-2-1	1955	7-0-0	9-0-0	1960	5-0-1	5-1-1	1965	8-0-0	9-0-0
Virginia State	4-0-2	5-1-2	N.C. &T	5-0-2	6-0-2	Maryland State	5-1-0	7-1-0	Maryland State	6-2-0	6-2-0	Morgan State	6-1-1	8-1-1
West Virginia State	5-1-0	6-3-0	N.C. College	6-1-0	7-2-0	Winston-Salem State	5-1-0	6-2-0	Winston-Salem State	6-2-0	6-3-0	Saint Augustine's	5-1-0	5-4-0
N.C. College	5-2-0	5-2-0	Saint Augustine's	6-1-0	8-1-0	Morgan State	5-1-0	6-2-0	J.C. Smith	4-1-1	5-3-1	Maryland State	5-1-0	5-2-0
Morgan State	4-3-0	4-4-0	Bluefield State	4-2-1	6-3-1	Bluefield State	5-2-1	7-2-1	N.C. College	5-2-0	7-2-0	N.C. &T	4-3-0	4-6-0
Howard	4-3-0	4-4-0	West Virginia State	3-2-1	5-3-1	N.C. &T	4-1-2	4-1-3	Hampton	5-2-0	5-4-0	Saint Paul's	4-3-0	5-3-0
Virginia Union	3-3-1	5-4-1	Virginia Union	6-3-0	6-3-0	Virginia State	4-1-3	4-2-3	Virginia State	5-3-0	6-3-0	Virginia State	5-4-0	5-4-0
J.C. Smith	3-3-1	5-4-1	Howard	5-4-0	5-4-0	Shaw	4-2-2	4-3-2	Delaware State	4-3-0	4-4-0	Virginia State	5-4-0	5-4-0
Delaware State	3-3-0	3-3-0	Lincoln (Pa.)	2-3-1	3-3-1	N.C. College	3-1-2	4-1-2	Delaware State	4-4-0	4-5-0	Norfolk State	4-4-0	4-4-0
Lincoln (Pa.)	2-4-0	2-5-0	Virginia State	3-5-0	3-5-0	Saint Augustine's	3-5-0	4-5-0	Morgan State	3-3-1	3-3-1	N.C. College	3-4-1	3-5-1
N.C. &T	2-5-0	2-5-0	Winston-Salem State	2-3-2	2-3-2	Virginia Union	3-5-0	4-5-0	Virginia Union	3-4-1	4-5-1	Howard	2-3-0	3-5-0
Hampton	2-6-0	2-6-0	J.C. Smith	2-4-1	2-4-1	Hampton	4-6-0	4-6-0	Fayetteville	2-4-0	3-5-0	Virginia Union	3-5-0	3-5-0
Bluefield State	1-5-0	1-6-0	Delaware State	2-6-1	2-7-1	Howard	2-4-0	3-6-0	Howard	3-5-0	3-6-0	Livingstone	3-5-0	3-5-0
Shaw	0-6-0	0-6-0	Shaw	1-8-0	1-8-0	J.C. Smith	2-4-0	3-4-0	Saint Paul's	1-6-0	1-7-0	Elizabeth City	4-5-0	4-5-0
1946	7-0-0	8-0-0	Saint Paul's	0-7-0	0-7-0	Lincoln (Pa.)	1-5-0	2-6-0	Elizabeth City	1-7-0	1-7-0	Winston-Salem State	2-6-0	2-7-0
Morgan State	6-2-0	6-3-0	1951	5-0-1	6-2-1	West Virginia State	0-6-0	1-7-0	Lincoln (Pa.)	0-6-0	0-7-0	Fayetteville	1-5-0	1-6-0
West Virginia State	5-2-0	6-3-1	N.C. College	5-1-1	7-2-1	N.C. &T	5-0-2	6-0-2	N.C. College	5-0-2	7-0-2	Hampton	8-0-0	9-0-0
Virginia State	5-2-0	6-3-1	N.C. &T	5-1-0	7-1-1	N.C. College	5-0-2	5-2-2	J.C. Smith	6-1-0	8-1-0	Morgan State	5-2-0	6-3-0
Lincoln (Pa.)	4-2-0	8-3-0	Virginia Union	5-4-0	5-5-0	Delaware State	5-0-1	5-2-1	Winston-Salem State	5-1-1	6-1-1	Livingstone	5-1-1	6-3-1
N.C. College	5-3-0	7-3-0	Lincoln (Pa.)	4-2-0	4-4-0	Morgan State	5-1-1	6-2-1	Delaware State	5-2-0	6-3-0	N.C. College	6-3-0	6-3-0
Shaw	3-3-1	3-3-1	Winston-Salem State	5-3-0	5-3-0	Saint Augustine's	5-1-1	6-1-1	Virginia Union	4-3-1	5-3-1	Elizabeth City	5-3-0	5-3-0
Hampton	4-4-0	4-4-0	Howard	5-4-0	5-4-0	Bluefield State	5-1-0	6-3-0	Hampton	3-3-0	6-3-0	J.C. Smith	4-2-1	3-5-1
Bluefield State	3-4-1	3-4-1	Hampton	4-4-0	5-4-0	Fayetteville State	4-2-0	4-3-0	Maryland State	2-2-1	4-2-1	Virginia Union	4-2-0	4-4-0
Delaware State	3-4-0	4-4-0	Morgan State	3-4-0	3-5-0	Virginia Union	4-3-0	6-3-0	Morgan State	3-4-1	3-4-1	Maryland State	3-3-0	3-6-0
N.C. &T	3-4-0	4-4-0	J.C. Smith	3-4-0	3-5-0	N.C. &T	3-3-0	4-4-0	Virginia State	3-4-1	3-4-1	Fayetteville	2-3-1	3-4-1
Winston-Salem State	1-4-1	3-5-1	Bluefield State	3-3-0	3-6-0	Shaw	3-3-1	4-4-1	Elizabeth City	3-4-0	4-4-0	Howard	2-3-0	4-4-0
Virginia Union	1-5-1	3-5-1	Delaware State	2-4-0	3-6-0	Winston-Salem State	3-4-1	3-4-1	Fayetteville	2-4-0	3-6-0	Norfolk State	3-5-0	3-5-0
J.C. Smith	0-5-2	0-6-2	Saint Augustine's	2-5-0	2-5-0	Hampton	2-7-1	2-7-1	Howard	1-5-0	1-8-0	Virginia State	3-5-0	3-5-0
Saint Paul's	0-6-0	0-6-0	Shaw	1-8-0	1-8-0	J.C. Smith	2-5-0	3-5-0	Shaw	1-8-0	1-8-0	Delaware State	2-4-0	3-5-0
Saint Augustine's	1-0-0	3-1-0	Saint Paul's	0-7-0	0-8-0	Virginia State	1-6-1	1-7-1	Saint Paul's	0-6-0	0-6-0	Winston-Salem State	2-5-0	2-6-0
1947	6-0-0	10-0-0	1952	7-0-0	8-1-0	Howard	1-5-0	4-5-0	Morgan State	8-1-0	8-2-0	Saint Paul's	0-7-2	0-7-2
Virginia State	7-1-0	9-1-0	N.C. &T	5-2-1	6-1-1	Maryland State	6-0-1	6-1-1	N.C. &T	6-1-0	7-2-0	Morgan State	8-0-0	8-0-0
Hampton	5-1-1	7-2-1	Saint Augustine's	5-2-0	6-4-0	Elizabeth City	4-2-0	4-4-0	J.C. Smith	6-1-0	7-2-0	J.C. Smith	5-0-1	6-2-1
Howard	6-2-1	6-2-1	N.C. College	4-2-0	4-4-0	Delaware State	4-2-0	6-2-0	Virginia Union	4-2-1	6-3-0	Maryland State	5-1-0	5-2-0
Morgan State	5-2-1	6-2-1	West Virginia State	4-2-0	4-4-1	Bluefield State	4-2-0	6-2-0	Norfolk State	4-2-1	4-2-1	Elizabeth City	6-2-0	6-2-0
West Virginia State	4-1-1	6-3-1	Morgan State	4-2-0	4-4-1	N.C. &T	4-2-0	4-3-1	Maryland State	2-2-1	4-2-1	Virginia Union	5-3-0	5-3-0
Delaware State	4-3-0	4-4-0	J.C. Smith	4-2-0	5-2-0	Morgan State	4-2-1	5-3-1	Elizabeth City	2-2-3	2-3-3	N.C. &T	4-3-1	4-3-1
Lincoln (Pa.)	3-3-1	5-4-1	Hampton	4-4-0	4-5-0	Winston-Salem State	5-3-0	5-3-0	Saint Augustine's	3-4-1	4-4-1	Norfolk State	3-3-1	3-5-1
Winston-Salem State	3-3-0	6-3-0	Lincoln (Pa.)	2-3-1	5-3-1	Virginia Union	5-3-0	6-3-0	Delaware State	3-4-0	4-5-0	Hampton	3-4-0	3-5-0
Virginia Union	3-5-0	4-5-0	Winston-Salem State	2-4-0	4-4-0	Shaw	5-3-0	5-3-0	Virginia State	3-5-0	4-5-0	Winston-Salem State	3-4-0	3-5-0
N.C. College	2-6-0	2-7-0	Bluefield State	1-5-0	1-7-0	N.C. College	4-3-0	5-4-0	Hampton	2-5-0	3-6-0	Delaware State	2-3-0	2-6-0
N.C. &T	1-5-1	1-5-1	Virginia Union	1-6-0	0-8-0	Hampton	4-5-0	4-5-0	Winston-Salem State	2-6-0	2-6-0	Howard	2-3-0	2-6-0
Bluefield State	1-5-0	3-6-0	Saint Paul's	0-6-0	0-8-0	Saint Augustine's	2-4-1	3-4-1	Livingstone	1-3-0	2-8-0	Livingstone	2-4-0	3-6-0
Saint Paul's	0-5-1	0-5-1	1953	5-1-0	5-3-0	Howard	2-4-0	3-6-0	Shaw	1-7-1	1-7-1	Fayetteville	1-4-1	2-5-1
J.C. Smith	0-2-1	1-5-1	N.C. College	5-1-0	6-2-0	Lincoln (Pa.)	2-4-0	2-5-0	Howard	0-6-0	1-8-0	N.C. College	1-5-1	1-7-1
1948	5-1-0	5-2-2	Morgan State	5-1-0	6-2-0	Fayetteville	2-7-0	2-7-0	Morgan State	6-1-0	8-1-0	Saint Paul's	1-5-1	2-5-1
Winston-Salem State	5-1-0	8-1-0	Virginia State	5-2-1	5-3-0	J.C. Smith	1-6-0	1-6-1	N.C. &T	6-1-0	7-2-0	Shaw	1-7-1	1-7-1
Howard	7-2-0	7-4-0	J.C. Smith	5-2-0	5-3-0	Saint Paul's	0-7-0	0-8-0	Virginia Union	8-1-0	8-1-0	Morgan State	7-1-0	8-1-0
Lincoln (Pa.)	4-2-0	5-2-0	N.C. &T	4-2-0	4-4-0	1954	6-0-1	7-2-0	Virginia Union	7-2-0	7-2-0	N.C. &T	6-2-0	6-2-0
N.C. &T	4-2-1	4-2-1	West Virginia State	4-2-0	6-3-0	Virginia State	7-1-0	7-2-0	Elizabeth City	2-5-0	3-6-0	Elizabeth City	7-1-0	8-1-0
Morgan State	5-3-0	5-3-0	Hampton	6-3-1	6-3-1	Maryland State	5-0-1	6-1-0	Virginia Union	1-5-0	1-7-0	Maryland State	3-2-1	5-2-1
Virginia State	5-3-0	5-3-0	Saint Augustine's	3-5-0	3-5-0	Bluefield State	6-1-0	8-2-0	Norfolk State	4-3-0	4-4-0	Hampton	4-2-1	4-3-2
N.C. College	4-3-1	6-3-1	Virginia Union	2-4-0	5-4-1	Winston-Salem State	2-4-0	4-4-0	Norfolk State	4-3-0	4-4-0	Livingstone	4-3-0	4-4-0
Shaw	4-3-0	4-3-0	Delaware State	2-4-0	4-4-0	Bluefield State	2-4-0	3-5-0	Hampton	3-3-1	4-4-0	Howard	4-3-0	4-4-0
Delaware State	4-4-0	4-5-0	Lincoln (Pa.)	2-4-0	3-5-0	Virginia Union	1-6-0	1-6-0	Maryland State	3-4-0	4-4-0	Norfolk State	2-4-1	2-5-1
Virginia Union	3-5-0	6-5-0	Bluefield State	2-5-0	2-7-0	Howard	4-3-0	4-3-0	Elizabeth City	3-5-0	3-5-0	J.C. Smith	3-3-0	5-4-0
Hampton	2-5-1	4-5-1	Saint Paul's	1-4-0	1-6-0	Maryland State	4-3-0	4-3-0	Hampton	2-5-0	3-6-0	Delaware State	2-4-0	4-6-0
Saint Augustine's	1-4-0	4-4-0	1955	6-0-1	7-1-1	Winston-Salem State	3-5-0	3-5-1	Delaware State	1-5-0	1-7-0	Winston-Salem State	2-5-0	2-5-0
Bluefield State	1-5-0	2-7-0	N.C. College	6-0-1	7-1-1	Elizabeth City	3-6-0	3-6-0	Livingstone	1-5-0	1-7-0	Shaw	1-7-1	1-7-1
J.C. Smith	0-7-1	0-7-1	Virginia State	7-1-0	7-2-0	Lincoln (Pa.)	1-5-0	1-7-0	Delaware State	1-5-0	2-5-1	Saint Paul's	0-7-0	1-7-0
Saint Paul's	0-4-0	0-4-0	Maryland State	5-0-1	6-1-0	Bluefield State	6-1-0	8-2-0	Livingstone	0-7-0	0-7-0	Shaw	1-7-1	1-7-1
1949	7-0-0	8-0-0	Bluefield State	6-1-0	8-2-0	Virginia Union	1-6-0	2-6-0	1963	6-1-0	8-1-0	Morgan State	7-1-0	8-1-0
West Virginia State	5-0-1	8-0-1	Delaware State	5-1-0	7-1-0	Fayetteville	1-7-0	1-7-0	N.C. College	8-1-0	8-1-0	N.C. &T	6-1-0	8-1-0
N.C. &T	5-1-0	7-2-0	Saint Augustine's	6-2-0	6-3-0	Saint Paul's	0-7-0	0-8-0	Virginia Union	7-2-0	7-2-0	N.C. College	6-2-0	6-2-0
Shaw	7-2-0	7-2-0	Virginia Union	5-3-0	5-3-0	1956	6-0-1	7-2-0	N.C. &T	7-2-0	7-2-0	Elizabeth City	7-1-0	8-1-0
Saint Augustine's	5-2-0	6-2-0	Lincoln (Pa.)	3-3-0	4-3-1	N.C. &T	5-0-0	6-2-0	J.C. Smith	5-1-0	7-2-0	Maryland State	3-2-1	5-2-1
Howard	6-3-0	6-2-0	Hampton	4-5-1	4-5-1	Shaw	6-3-0	6-3-0	Saint Augustine's	4-2-1	4-3-1	Virginia State	4-2-1	4-3-2
Virginia State	3-4-1	3-4-1	N.C. &T	2-5-0	4-6-0	Hampton	6-3-0	7-3-0	Norfolk State	4-3-0	4-4-0	Norfolk State	4-3-0	4-4-0
N.C. College	3-4-0	5-4-0	Virginia Union	2-5-0	3-5-0	Morgan State	5-2-0	5-3-0	Winston-Salem State	3-3-1	4-4-0	Howard	4-3-0	4-4-0
Hampton	3-4-0	5-4-0	J.C. Smith	1-4-1	1-5-2	J.C. Smith	5-2-0	6-2-0	Maryland State	3-4-0	4-4-0	Norfolk State	2-4-1	2-5-1
Delaware State	3-5-1	3-5-1	West Virginia State	1-5-0	3-6-0	Bluefield State	4-2-0	5-2-1	Virginia State	3-5-0	3-5-0	J.C. Smith	3-3-0	5-4-0
J.C. Smith	2-3-1	2-4-1	Fayetteville State	1-5-0	3-6-0	Howard	4-2-0	5-2-1	Hampton	2-5-0	4-5-0	Delaware State	2-4-0	4-6-0
Lincoln (Pa.)	2-4-0	2-4-1	Saint Paul's	1-6-0	2-6-0	Maryland State	4-3-0	4-3-0	Shaw	2-6-0	2-8-0	Winston-Salem State	3-2-1	3-5-1
Winston-Salem State	1-2-3	3-5-1	Howard	0-5-1	0-7-1	Delaware State	3-4-0	3-5-0	Howard	1-4-0	4-5-0	Fayetteville	2-5-0	2-5-0
Bluefield State	1-5													



ALL-TIME CONF. STANDINGS



Year	MEAC	Overall
1971		
Morgan State	5-0-1	6-4-1
N.C. Central	5-1-0	7-2-0
S.C. State	3-2-1	6-3-1
N.C. A&T	3-2-1	6-4-1
UMES	1-4-1	1-5-2
Delaware State	1-5-0	1-8-0
Howard	1-5-0	4-5-0
1972		
N.C. Central	5-1-0	9-2-0
N.C. A&T	4-2-0	8-2-0
Morgan State	4-2-0	5-5-0
UMES	4-2-0	4-5-0
Howard	2-4-0	6-4-0
Delaware State	2-4-0	5-4-0
S.C. State	0-6-0	1-9-0
1973		
N.C. Central	5-1-0	7-4-0
S.C. State	4-1-1	7-3-1
Morgan State	4-2-0	6-3-0
Howard	4-2-0	8-2-0
UMES	2-4-0	4-5-0
N.C. A&T	1-4-1	4-6-1
Delaware State	0-6-0	0-11-0
1974		
S.C. State	5-1-0	8-4-0
Howard	4-1-1	8-2-1
N.C. Central	4-1-1	7-2-2
Morgan State	4-2-0	5-5-0
N.C. A&T	2-4-0	5-6-0
UMES	1-5-0	2-6-0
Delaware State	0-6-0	3-6-0
1975		
S.C. State	5-1-0	8-2-1
N.C. A&T	5-1-0	8-3-0
Howard	4-2-0	8-3-0
N.C. Central	3-2-1	5-4-1
Delaware State	2-4-0	5-5-0
Morgan State	1-4-1	4-5-1
UMES	0-6-0	0-10-0
1976		
S.C. State	5-1-0	10-1-0
Morgan State	5-1-0	6-4-0
N.C. A&T	3-2-1	6-4-1
Howard	3-2-1	5-5-1
N.C. Central	2-4-0	6-5-0
Delaware State	1-5-0	3-7-1
UMES	1-5-0	2-9-0
1977		
S.C. State	6-0-0	9-1-1
N.C. A&T	5-1-0	7-4-0
Delaware State	4-2-0	7-4-0
Morgan State	3-3-0	4-6-1
Howard	2-4-0	5-5-0
UMES	1-2-0	1-6-0
N.C. Central	0-3-0	0-4-0
1978		
S.C. State	5-0-1	8-2-1
N.C. A&T	4-2-0	6-6-0
Delaware State	3-3-0	3-7-0
Morgan State	2-3-1	4-6-1
Howard	2-4-0	4-6-0
N.C. Central	2-4-0	3-8-0
UMES	2-4-0	3-8-0
1979		
Morgan State	5-0-0	9-2-0
S.C. State	4-1-0	8-3-0
N.C. A&T	2-2-1	4-6-1
Howard	2-3-0	5-6-0
N.C. Central	1-4-0	2-8-1
Delaware State	0-4-1	4-5-1
UMES	---	3-7-1
1980		
S.C. State	5-0-0	10-1-0
N.C. A&T	3-2-0	9-3-0
Howard	2-2-1	6-2-2
Bethune-Cookman	2-2-1	5-4-1
Florida A&M	2-3-0	5-6-0
Delaware State	0-5-0	2-9-0
1981		
S.C. State	5-0-0	10-3-0
Florida A&M	4-1-0	7-4-0
Bethune-Cookman	3-2-0	6-4-0
Howard	2-3-0	6-5-0
N.C. State	2-3-0	6-5-0
Delaware State	1-4-0	2-9-0
N.C. A&T	0-5-0	3-8-0
1982		
S.C. State	4-1-0	9-3-0
Florida A&M	4-1-0	6-5-0
Bethune-Cookman	3-2-0	6-5-0
Howard	2-3-0	6-5-0
Delaware State	2-3-0	4-7-0

1983		
S.C. State	4-0-0	7-3-0
Delaware State	3-1-0	7-3-1
Bethune-Cookman	1-3-0	4-4-1
N.C. A&T	1-3-0	3-7-1
Howard	0-4-0	4-7-0
Florida A&M	---	7-4-0
1984		
Bethune-Cookman	4-0-0	7-3-0
Delaware State	3-1-0	8-2-0
S.C. State	2-2-0	4-6-1
N.C. A&T	1-3-0	2-8-0
Howard	0-4-0	2-8-0
Morgan State	---	0-11-0
1985		
Delaware State	4-0-0	9-2-0
Bethune-Cookman	3-1-0	6-4-0
S.C. State	2-2-0	5-6-0
N.C. A&T	1-3-0	6-5-0
Howard	0-4-0	4-7-0
Morgan State	---	0-9-0
1986		
N.C. A&T	4-1-0	9-3-0
Howard	3-2-0	8-3-0
Delaware State	3-2-0	7-4-0
S.C. State	3-2-0	5-6-0
Bethune-Cookman	2-3-0	3-8-0
Morgan State	0-5-0	1-9-0
1987		
Delaware State	5-0-0*	9-1-0
Howard	4-1-0*	8-2-0
S.C. State	3-2-1	6-3-1
Bethune-Cookman	2-3-0	4-7-0
N.C. A&T	1-4-0	3-8-0
Morgan State	0-5-0	1-9-0
Florida A&M	---	5-5-1
* - Howard forced to forfeit contest with Delaware State		
1988		
Bethune-Cookman	4-2-0	5-6-0
Florida A&M	4-2-0	6-4-1
Delaware State	4-2-0	5-5-0
Howard	3-3-0	7-4-0
S.C. State	2-4-0	2-9-0
N.C. A&T	2-4-0	2-9-0
Morgan State	0-6-0	1-10-0
1989		
Delaware State	5-1-0	7-4-0
Howard	4-2-0	8-3-0
Florida A&M	3-3-0	6-5-0
Bethune-Cookman	3-3-0	5-5-0
S.C. State	3-3-0	5-6-0
N.C. A&T	2-4-0	5-6-0
Morgan State	1-5-0	3-7-1
1990		
Florida A&M	6-0-0	7-4-0
N.C. A&T	5-1-0	9-2-0
Delaware State	4-2-0	7-3-0
Howard	3-3-0	6-5-0
S.C. State	2-4-0	4-6-0
Bethune-Cookman	1-5-0	4-7-0
Morgan State	0-6-0	1-10-0
1991		
Delaware State	5-1-0	9-2-0
N.C. A&T	5-1-0	9-3-0
S.C. State	3-3-0	7-4-0
Florida A&M	3-3-0	6-5-0
Bethune-Cookman	3-3-0	4-6-0
Howard	1-5-0	2-9-0
Morgan State	1-5-0	1-10-0
1992		
N.C. A&T	5-1-0	9-3-0
Florida A&M	4-2-0	7-5-0
S.C. State	4-2-0	7-4-0
Howard	3-3-0	7-4-0
Delaware State	3-3-0	6-5-0
Bethune-Cookman	2-4-0	4-7-0
Morgan State	0-6-0	2-9-0
1993		
Howard	6-0-0	11-1-0
S.C. State	4-2-0	8-4-0
Delaware State	4-2-0	6-5-0
N.C. A&T	3-3-0	8-3-0
Florida A&M	3-3-0	5-6-0
Morgan State	1-5-0	2-9-0
Bethune-Cookman	0-6-0	1-10-0
1994		
S.C. State	6-0-0	10-2-0
Delaware State	4-2-0	7-4-0
N.C. State	3-3-0	6-5-0
Bethune-Cookman	3-3-0	5-6-0
Florida A&M	2-4-0	6-5-0
Morgan State	2-4-0	3-8-0
Howard	1-5-0	4-7-0

1995		
Florida A&M	6-0-0	9-3-0
Delaware State	5-1-0	6-5-0
S.C. State	4-2-0	6-4-0
Howard	2-4-0	6-5-0
N.C. A&T	2-4-0	4-7-0
Bethune-Cookman	2-4-0	3-8-0
Morgan State	0-6-0	1-10-0
Hampton	---	8-3-0
1996		
Florida A&M	7-0-0	9-3-0
Howard	6-1-0	10-2-0
N.C. A&T	4-3-0	8-3-0
S.C. State	4-3-0	4-6-0
Hampton	3-4-0	5-6-0
Morgan State	2-5-0	4-7-0
Delaware State	2-5-0	3-8-0
Bethune-Cookman	0-7-0	2-9-0
1997		
Hampton	7-0-0	10-2-0
Florida A&M	5-2-0	9-3-0
S.C. State	5-2-0	9-3-0
Howard	4-3-0	7-4-0
N.C. A&T	3-4-0	7-4-0
Morgan State	2-5-0	3-7-0
Delaware State	1-6-0	3-8-0
Bethune-Cookman	1-6-0	4-7-0
Norfolk State	---	3-7-0
1998		
Hampton	7-1-0	9-2-0
Florida A&M	7-1-0	11-2-0
Bethune-Cookman	6-2-0	8-3-0
N.C. A&T	5-3-0	8-3-0
Howard	5-3-0	7-4-0
S.C. State	3-5-0	5-6-0
Norfolk State	2-6-0	2-9-0
Morgan State	1-7-0	1-10-0
Delaware State	0-8-0	0-11-0
1999		
N.C. A&T	8-0-0	11-2-0
Florida A&M	7-1-0	8-3-0
Hampton	5-3-0	7-4-0
Delaware State	4-4-0	4-7-0
Howard	4-4-0	5-6-0
Bethune-Cookman	4-4-0	7-4-0
S.C. State	2-5-0	4-6-0
Norfolk State	1-7-0	2-9-0
Morgan State	0-7-0	2-8-0
2000		
Florida A&M	7-1-0	9-2-0
Bethune-Cookman	6-2-0	9-2-0
N.C. A&T	6-2-0	8-3-0
Delaware State	5-3-0	7-4-0
Howard	5-3-0	7-4-0
S.C. State	3-5-0	3-8-0
Norfolk State	2-6-0	3-8-0
Morgan State	0-8-0	1-10-0
2001		
Florida A&M	7-1-0	7-4-0
Hampton	6-2-0	7-4-0
N.C. A&T	5-3-0	8-3-0
Bethune-Cookman	5-3-0	6-4-0
S.C. State	5-3-0	6-5-0
Delaware State	3-5-0	5-6-0
Norfolk State	3-5-0	5-6-0
Morgan State	1-7-0	2-9-0
Howard	1-7-0	2-9-0
2002		
Bethune-Cookman	7-1-0	11-2-0
Florida A&M	5-3-0	7-5-0
Hampton	5-3-0	7-5-0
Morgan State	5-3-0	7-5-0
Howard	4-4-0	6-5-0
S.C. State	4-4-0	7-5-0
Delaware State	2-6-0	4-8-0
N.C. A&T	2-6-0	4-8-0
Norfolk State	2-6-0	5-6-0
2003		
N.C. A&T	6-1-0	10-3-0
Bethune-Cookman	5-2-0	9-3-0
Hampton	5-2-0	7-4-0
S.C. State	5-2-0	8-4-0
Morgan State	4-3-0	6-5-0
Howard	2-5-0	4-7-0
Delaware State	1-6-0	1-10-0
Norfolk State	0-7-0	1-11-0
Florida A&M	---	6-6-0

2004		
Hampton	6-1-0	10-2-0
S.C. State	6-1-0	9-2-0
Bethune-Cookman	4-3-0	6-4-0
Delaware State	4-3-0	4-7-0
Howard	3-4-0	6-5-0
Morgan State	3-4-0	5-6-0
N.C. A&T	1-6-0	3-8-0
Norfolk State	1-6-0	1-11-0
Florida A&M	---	3-7-0
2005		
Hampton	8-0-0	11-0-0
S.C. State	7-1-0	9-2-0
Delaware State	6-2-0	7-4-0
Florida A&M	5-3-0	6-5-0
Bethune-Cookman	4-4-0	7-4-0
Norfolk State	2-6-0	4-7-0
N.C. A&T	2-6-0	3-8-0
Howard	1-7-0	4-7-0
Morgan State	1-7-0	2-9-0
2006		
Hampton	7-1-0	10-2-0
Delaware State	6-2-0	8-3-0
S.C. State	6-2-0	7-4-0
Florida A&M	5-3-0	7-4-0
Morgan State	4-4-0	5-6-0
Howard	4-4-0	5-6-0
Bethune-Cookman	3-5-0	5-6-0
Norfolk State	1-7-0	4-7-0
N.C. A&T	0-8-0	0-11-0
2007		
Delaware State	8-0-0	10-2-0
Norfolk State	6-2-0	8-3-0
S.C. State	6-2-0	7-4-0
Hampton	5-3-0	6-5-0
Morgan State	4-4-0	5-6-0
Bethune-Cookman	3-5-0	5-6-0
Howard	2-6-0	4-7-0
Florida A&M	2-6-0	3-8-0
N.C. A&T	0-8-0	0-11-0
2008		
S.C. State	8-0-0	10-3-0
Florida A&M	5-3-0	9-3-0
Bethune-Cookman	5-3-0	8-3-0
Hampton	5-3-0	6-5-0
Delaware State	5-3-0	5-6-0
Morgan State	4-4-0	6-6-0
Norfolk State	3-5-0	5-7-0
N.C. A&T	1-7-0	3-9-0
Howard	0-8-0	1-10-0
2009		
South Carolina State	8-0-0	10-2-0
Florida A&M	6-2-0	8-3-0
Norfolk State	5-3-0	7-4-0
Morgan State	4-4-0	6-5-0
Bethune-Cookman	4-4-0	5-6-0
Hampton	3-5-0	5-6-0
North Carolina A&T	3-5-0	5-6-0
Delaware State	3-5-0	4-7-0
Howard	0-8-0	2-9-0
2010		
Bethune-Cookman	7-1-0	10-2-0
South Carolina State	7-1-0	9-3-0
Florida A&M	7-1-0	8-3-0
Hampton	5-3-0	6-5-0
Norfolk State	4-4-0	6-5-0
Morgan State	3-5-0	4-7-0
Delaware State	2-6-0	3-8-0
North Carolina A&T	1-7-0	1-10-0
Howard	0-8-0	1-10-0







DELAWARE STATE

ALL-CONF. SELECTIONS





TOP ROW

l to r:
Terrance Hoover
Brian Randall
Franz Kappel
Gene Lake
Shaheer McBride
Mike Murray



BOTTOM ROW

l to r:
David Parkinson
Chuck Poplos
Russell Reeves
Greg Wright
Leroy Thompson
John Taylor



ALL-CAA SELECTIONS

1947 Edward Schenck (E)
1952 John Bundy (LB)
1953 John Bundy (C)
1954 Emmett Jeter (G)

CAA CHAMPIONSHIPS

1956

FIRST TEAM ALL-MEAC

1972 Luther Howard (S)
1974 Walter Tullis (CB)
1975 Water Tullis (KR)
David Crocker (LB)
1977 David Crocker (LB)
Andre Dixon (CB)
1978 Decosta Brown (SE)
Gregory Wright (DT)
Clarence Weathers (KR)
1981 Johnny Rowe (RB)
Timothy King (DB)
1982 Terrance Staples (TE)
Victor Heflin (DB)
1983 Franz Kappel (OL)
Nigel Dunn (C)
Gene Lake (RB)
Joe Lane (DL)
1984 John Taylor (WR)
Franz Kappel (OL)
Everett Morgan (K)
Joe Lane (DL)
Dan Cadeloro (DL)
Dan Coppedge (LB)
Joe Burton (DB)
1985 John Taylor (WR)
Tony Danzey (OL)
Chris Jones (OL)
Virgil Blocker (C)
Terrance Hoover (RB)
Dan Cadeloro (DL)
Dan Coppedge (LB)
Bertram Chew (DB)
Joe Burton (DB)
1986 Tony Danzey (OL)
Terrance Hoover (RB)
David Parkinson (K)
Robert Presbury (DL)
Lybrant Robinson (DL)
Kevin Bryant (LB)
Joe Burton (DB)
1987 Tony Danzey (OL)
Reginald Barnes (RB)
David Parkinson (K)
Robert Presbury (DL)
Lybrant Robinson (DL)
Derek Andrews (LB)
Marvin Bright (DB)
Reginald Johnson (DB)
1988 Stephen Hart (OL)
Reginald Barnes (RB)
Eric Wainwright (LB)
Marvin Bright (DB)
Reginald Johnson (DB)

1989 David Jones (TE)
Rod Milstead (OL)
Justin Procter (C)
Darren Felton (QB)
Michael Murray (RB)
Tim Egerton (KR)
Malcolm Showell (DL)
Marc Ware (DB)
1990 David Jones (WR)
Rod Milstead (OL)
Preston Steward (C)
Michael Murray (RB)
Tim Egerton (KR)
Malcolm Showell (DL)
1991 Rod Milstead (OL)
Preston Steward (C)
Michael Murray (RB)
John Jensen (K)
Bruce Davis (LB)
Alphoso Tyler (LB)
Charles Poplos (P)
1992 Daikiel Shorts (RB)
Brian Randall (KR)
Leroy Thompson (DL)
Brian Randall (DB)
Charles Poplos (P)
1993 Stanley Burris (OG)
Lloyd Badson (LB)
Brian Randall (DB)
Charles Poplos (P)
1994 Keith Jarvis (OT)
1995 Matt Wilder (OG)
Dennis Jones (QB)
Fabian Thorne (RB)
Ernest Shockley (DL)
Lloyd Badson (LB)
1996 Anthony Heyward (OG)
Ronnie Wilkerson (LB)
1999 DeShane Dennis (KR)
2000 Damerian McCants (TE)
Rahsaan Matthews (QB)
DeShane Dennis (DB)
2001 Deon Rheubottom (DB)
2002 DeShaun Morris (KR)
2004 Brent Davis (DL)
Sam Smith (DB)
2005 Shaheer McBride (WR)
Sam Smith (LB)
Blake Saunders (DB)
Eric Contos (P)
2006 Shaheer McBride (WR)
Jeremy Breath (OL)
Jamel Trott (DB)
2007 Adrian Brown (OL)
Russell Reeves (LB)
Akeem Green (DB)
Peter Gaertner (K)
2008 No Selection
2009 No Selection
2010 Justin Wilson (WR)
Andre Carol (DL)

SECOND TEAM ALL-MEAC

1972 John Chisholm (SE)
1973 Ken Wright (LB)
Nate Dancy (DB)
1974 Ray Bias (QB)
Curtis Powell (LB)
1975 John Chisholm (SE)
Shelton Smith (DE)
Ken Wright (LB)
Norman Empty (CB)
1976 David Crocker (LB)
Jerome Carter (CB)
1977 Eddie Epps (QB)
Greg Wright (DT)
Thomas Douglas (DB)
1978 Phil Jackson (P)
Calvin Stephens (OT)
1979 Anthony Beamon (RB)
Greg Wright (T)
1980 Greg Lee (FL)
Calvin Mason (T)
1981 Walter Samuels (SE)
Calvin Mason (T)
1982 Lynnard Gross (OT)
Doug Picott (RB)
Anthony Sharpe (DE)
1983 John Taylor (WR)
Pat Spencer (QB)
Everett Morgan (K)
1984 Fred Dorsey (OG)
Fernando Veney (OG)
Pat Spencer (QB)
Bill Alston (DB)
Dave Wheeler (P)
1985 David Parkinson (K)
Dave Wheeler (P)
Robert Presbury (DE)
Chris Jones (C)
1986 Gerald Cordova (TE)
Dan Cadeloro (DT)
1987 Cordie Greenlea (C)
Reggie Barnes (RB)
Tim Egerton (KR)
1988 Dave Jones (TE)
Tim Egerton (KR/WR)
David Parkinson (K/P)
Andy Harris (DT)
Malcolm Showell (DE)
Elvis Hines (DB)
1989 Tim Egerton (WR)
Andy Harris (DT)
Darren Tucker (P)
1990 Scott Andrews (OL)
Tony Bethae (RB)
Andy Harris (DT)
Craig Parsley (LB)
James Redding (DB)
1991 Greg Johnson (OT)
LeRoy Thompson (DL)
Craig Johnson (DL)
Brian Randall (DB)
1992 Stanley Burris (OL)
1993 Keith Jarvis (OT)
Phil Anderson (RB)
Uhuru Hamiter (DT)

1994 Bennie Lee (G)
Curtis Thomas (WR)
Phil Anderson (RB)
Fabian Thorne (RB)
Ernest Shockley (E)
Uhuru Hamiter (T)
Chuck Poplos (P)
1995 Keith Jarvis (OT)
Bennie Lee (C)
Ray Bias (DB)
1997 Cedric Jones (DL)
Jason Williams (DB)
1998 JoShaun Smith (DB)
1999 DaShane Dennis (DB)
Dante Jones (DB)
2000 Albert Horsey (WR)
Grayland King (RB)
Richard Mason (LB)
2001 Maurice Foster (RB)
Justin Mitchell (LB)
2002 Jamaal Jackson (OL)
2003 Thomas Bolden (WR)
Tyrone Greenwood (DB)
Olufemi Oyedele (DL)
2005 Peter Gaertner (K)
Deon Rheubottom (DB)
2006 Emanuel Marc (RB)
Derrick Upchurch (OL)
Russell Reeves (LB)
Tyrone Kelly (DB)
2007 Jeremy Breath (OL)
Keith Rouse (DE)
Shaheer McBride (WR)
2008 Adrian Brown (OL)
2009 Fabian Dunn (DL), Nick Lochner (P)
2010 Larrone Moore (Ret)

MEAC CHAMPIONSHIPS

1985, 1987, 1988, 1989, 1991, 2007

COACHES OF THE YEAR

1977 Edmund Wyche
1985 William Collick
2000 Ben Blacknall

OFFENSIVE PLAYERS OF THE YEAR

1984 Gene Lake
1985 John Taylor
2000 Rashaan Matthews

DEFENSIVE PLAYERS OF THE YEAR

1985 Dan Cadeloro
1986 Joe Burton
1987 Robert Presbury

ROOKIES OF THE YEAR

2001 Deon Rheubottom
2004 Shaheer McBride
2005 Vashon Winton

UNIVERSITY FOOTBALL



ALL-TIME ROSTER

A	Abul-Qasim, Tarik 93-95	Billingslea, Dana 70-71	Carek, Edward 85, 87	Daniels, Steve 95
Adair, Alvis 93	Black, John 76	Billups, Shawn 10	Carmichael, Anthony 85	Danzey, Tony 84-87
Adam, Charles 74, 75	Blackshear, Kevin 02	Black, John 76	Carr, Neil 99	Darlington, Khary 00-02
Addison, Clarence 79-81	Blackshear, Leonard 77	Blackshear, Kevin 02	Carroll, Andre 07-10	Davenport, Jamar 01
Adjei, Ernest 10	Blackston, Andrew 01-03	Blagmon, Jemel 93-95	Carrow, Randy 80	Davies, Arnold 04, 05
Adjei, Francis 07-10	Blocker, Virgil 84, 85	Blount, Marvin 80, 81, 82	Carter, Curtis 93-97	Davis, Aaron 73
Albanese, Wayne 01	Blount, Marvin 80, 81, 82	Blue, Pierre 04, 05	Carter, David 98, 00	Davis, Anthony 90
Alderman, Chris 80	Boaz, Julius 48	Boaz, Julius 48	Carver, Tyrone 98	Davis, Brent 01-04
Alderman, Clyde 81	Bodden, Harold 98	Bodden, Harold 98	Carter, Arnie 79	Davis, Bruce 90, 91
Alderman, Donovan 96, 97	Bolden, Thomas 01-04	Bolden, Thomas 01-04	Carter, David 99	Davis, Duane 94
Alexander, Alvetta 91-94	BoNeY, Dwight 70, 71	BoNeY, Dwight 70, 71	Carter, Jerome 75, 77	Davis, Mike 70
Alexander, Chad 95	Bordley, Brent 79, 81	Bordley, Brent 79, 81	Carter, Markeyse 09	Davis, Petie 90, 91
Allen, John 75	Bordley, Dennis 78, 79	Bordley, Dennis 78, 79	Casey, Patrick 84-87	Davis, Steve 70
Allen, Nick 06	Botts, Bryan 04	Botts, Bryan 04	Cauthan, Vaughn 70-73	Davis, William, Jr 91-93
Alleyne, Craig 85	Bouknight, Gerald 07-09	Bouknight, Gerald 07-09	Ceravolo, Joseph "Bo" 10	Davis, William, Sr 51
Alston, Billy 84, 85	Bowan, Craig 88, 90, 92	Bowan, Craig 88, 90, 92	Chambers, Jerome 90	Daviston, Corbin 09
Altidor, Frantz 10	Bowden, Mike 01, 02	Bowden, Mike 01, 02	Charles, Zacharri 08-09	Dawson, Clifford 70
Ameen-Bey, Jibreel 04	Bowers, Michael 91	Bowers, Michael 91	Chapman, Neon 90, 92, 93	Day, Andrew 98
Ames, Maurice 81	Bowie, Keith 86	Bowie, Keith 86	Chavis, Joseph 85	Del Orbe, Edward 92, 95
Amoah, Kofi 03-06	Boyd, Aaron 10	Boyd, Aaron 10	Cherry, Michael 84-86	Delany, Herbert 79-82
Ananou, David 76	Boyd, Joe 10	Boyd, Joe 10	Chew, Bertram 84, 85	Delee, Glenn 93
Anderson, Ernest 68	Boyd, Jonathon 85	Boyd, Jonathon 85	Chisholm, John 73, 75	Dell, Leslie 99-03
Anderson, George 93	Boyd, Nate 86, 87	Boyd, Nate 86, 87	Chism, Earl 58	Delon, Mike 85-89
Anderson, Gerald 79	Bradley, Tyrice 01-03	Bradley, Tyrice 01-03	Christopher, Tyon 99	Denkins, Jesse 78-81
Anderson, Jamil 99	Bramble, Mark 87-90	Bramble, Mark 87-90	Clark, Claude 88	Dennis, Charles 81
Anderson, Johnathan 79, 80	Brandon, James 92	Brandon, James 92	Clark, Curtis 76, 77, 79	Dennis, DaShane 98-01
Anderson, Phil 91-94	Braswell, Riley 75, 76	Braswell, Riley 75, 76	Clayburn, Tim 70, 71	Dennis, Johnny 01-04
Anderson, Phil 04	Brackett, Nick 10	Brackett, Nick 10	Claxton, Daryll 70, 71	Dennis, Leslie 70, 71
Andrews, Anthony 91	Bratcher, Rod 84-87	Bratcher, Rod 84-87	Clement, Derrick 88	Dennis, Robbie 81
Andrews, Derek 84-87	Bratton, Jermaine 92	Bratton, Jermaine 92	Clevoix, Joshua 05	Dennis, Sam 85
Andrews, Harrison 70, 71	Bray, Charles 80, 81	Bray, Charles 80, 81	Coates, Patrick 75	Dent, William 79, 80
Andrews, Raymond 87, 89-91	Breach, Jeremy 75	Breach, Jeremy 75	Cobb, Akeem 90	Deshields, Tim 73
Archie, Jennon 93-95, 97	Brenion, Frank 75	Brenion, Frank 75	Cole, Frank 81, 82, 84	Diaz-Aviles, Mario 10
Arnold, Rodney 75, 77	Brewington, Reggie 88-90	Brewington, Reggie 88-90	Coleman, Gregory 77-79	Dickson, Leodis 82-85
Asuega, Keola 06, 07	Brewton, Justin 09-10	Brewton, Justin 09-10	Coles, William 56	Diego, Devon 09
Atkinson, Rashad 01-05	Bridge, Burditt 01-05	Bridge, Burditt 01-05	Coleman, Hallie 46	Dines, Eric 84-87
Augustine, Steve 84	Bright, Marvin 85-88	Bright, Marvin 85-88	Coleman, Keith 87	Dingle, Zach 91, 92
Ayanbiola, Olusegun 09-10	Brisbane, Aquel 93	Brisbane, Aquel 93	Coleman, Lewis 92, 93	Dixon, Andre 73-77
	Brite, Josh 06, 07	Brite, Josh 06, 07	Coleman, Rashod 02-05	Dixon, Donnell 09-10
	Brodard, Charles 01	Brodard, Charles 01	Coleman, Steve 70, 71	Donnelly, James 75
B	Brock, Melvin 81	Brock, Melvin 81	Coles, Corey 05	Donvall, Joe 86-87
Bacon, Carl 90	Bromble, Mark 86	Bromble, Mark 86	Coley, Richard 80, 81	Dorsainvil, Rosnel 96-97
Badson, Lloyd 93, 95	Bromell, Calvin 82	Bromell, Calvin 82	Collick, Carl 49	Dorsey, Fred 82-84
Bagwell, Charlie 80	Brooker, Mansfield 93-97	Brooker, Mansfield 93-97	Collick, Kyle 90, 92	Dorval, Joseph 91
Bailey, David 87	Brooks, Fred 75, 76	Brooks, Fred 75, 76	Collier, Oliver 87	Dory, Jerome 94-97
Bailey, Greg 80	Brooks, Michael 99	Brooks, Michael 99	Collins, Anel 10	Douglas, Thomas 75-78
Bailey, Phil 01-04	Brooks, Shawn 90, 92, 93	Brooks, Shawn 90, 92, 93	Colston, Jermond 81, 84, 85	Downs, Jack 84, 85
Baker, Jerome 82-86	Brown, Adrian 07, 08	Brown, Adrian 07, 08	Comer, Eldridge 97	Drayton, Layton 81-84
Baker, Stanley 73	Brown, Andre 75-78	Brown, Andre 75-78	Coney, Jerome 05-09	Drayton, Michael 82-86
Baldwin, Daryl 02	Brown, Darrell 10	Brown, Darrell 10	Conley, Bernard 07, 08	Drew, Todd 73
Ball, Nathan 98	Brown, Decosta 75-78	Brown, Decosta 75-78	Connor, Kevin 04, 05	Dunham, Guy 84, 85
Banks, Lamar 93-97	Brown, Eddie 07, 08	Brown, Eddie 07, 08	Conquest, Andreas 99-01	Dunn, Alonzo 05-09
Banks, Stanley 07, 08	Brown, Eric 93-97	Brown, Eric 93-97	Conway, Donald 64	Dunn, Nigel 80-82
Banning, Chris 96, 97	Brown, Ira 98	Brown, Ira 98	Conyers, Jermaine 99, 00	Dunn, Zachary 98-01
Bansah, George 09-10	Brown, John 73	Brown, John 73	Cook, Tim 81	Durham, Scott 81-84
Baptise, Levi 75, 77	Brown, John 99	Brown, John 99	Cooks, Robert 85-88	
Barber, John 67	Brown, Kurtis 09	Brown, Kurtis 09	Cooper, Anthony 02-04	E
Barber, John 85-89	Brown, Kyle 07-10	Brown, Kyle 07-10	Cooper, Caesar 94	Eaddy, Marcus 09
Barkley, Warren 51	Brown, Quinton 08	Brown, Quinton 08	Cooper, Caldwell 73-76	Ebron, Charles 71-72
Barnes, Kittrell 99-02	Brown, Reggie 93-97	Brown, Reggie 93-97	Cooper, Daryl 99-02	Ebron, Gary 91, 94
Barnes, Reggie 85-88	Brown, Shunard 93-94	Brown, Shunard 93-94	Cooper, Tom 81	Eddington, Ray 98
Barrow, Corey 90, 92, 94	Brown, Stephen 99-02	Brown, Stephen 99-02	Coppallo, Jeff 81, 82	Edmonds, James 01-04
Bashir, Jahmel 08, 10	Broughton, Alex 84	Broughton, Alex 84	Coppedge, Daniel 82-85	Edwards, Marcellus 84-85
Bashir, Omarr 86, 88	Brum, Paul 04-05	Brum, Paul 04-05	Cordova, Gerald 84-86	Edwards, Steven 77
Bass, Mitchell 70	Brunson, Rosco 78-79	Brunson, Rosco 78-79	Cornwall, Troye 10	Egerton, Tim 85-89
Battle, Curtis 91	Bryant, Derald 77-79	Bryant, Derald 77-79	Cottman, John 47	Elden, Kurt 05-06
Battle, Kahlil 10	Bryant, Kevin 84-87	Bryant, Kevin 84-87	Cotton, Tyrone 77, 78	Elko, Nick 09-10
Baughman, Tyrone 04	Bullock, Oscar 50	Bullock, Oscar 50	Cottrell, John 80	Ellis, Chad 04-05
Beamon, Anthony 77-80	Bullock, Ronnie 10	Bullock, Ronnie 10	Council, Ron 90	Ellis, Mitch 96
Bedford, Joseph 45	Bundy, John 55	Bundy, John 55	Coverdale, Greg 97	Ellison, Antoine 95-96
Bedle, Jerome 06	Burgman, Myron 98-99	Burgman, Myron 98-99	Covington, Blake 03-07	Empty, Gregory 79
Beekman, Charles 77-80	Burke, Keith 71	Burke, Keith 71	Crawford, Keith 86, 88, 90	Empty, Norman 73
Belcher, Anthony 56	Burke, Wendell 78-80	Burke, Wendell 78-80	Crocker, David 77, 78	Epps, Eddie 75-77
Belford, Tyrone 67	Burris, Stanley 90, 92, 93	Burris, Stanley 90, 92, 93	Crooms, Stephen 73	Essington, Sean 93, 94
Bell, James 75	Burton, Frank 81-84	Burton, Frank 81-84	Crum, Boston 77-79	Evans, Floyd 03, 04
Bellamy, Shannon 01-04	Burton, Joe 83-86	Burton, Joe 83-86	Culbrest, Jerome 75-78	Evans, George 34
Belote, Termaine 01-03	Burton, Tyrone 94-95	Burton, Tyrone 94-95	Culver, Johnny 90	Evans, Michael 76, 77
Bennett, Darrell 76, 79	Bushay, Raymond 77-78	Bushay, Raymond 77-78	Cunningham, Brandon 09-10	Everett, Willie 95, 96
Bennett, George 73-76	Bussey, Zach 02-03	Bussey, Zach 02-03	Cunningham, Kenneth 98	Everett, Octavius 06, 07
Bennett, Robert 00-03	Butler, Tyrone 81, 82	Butler, Tyrone 81, 82	Curd, Gerald 87-88	Ewing, Steve 78, 80
Bennett, Willie 88	Byars, Walter 79	Byars, Walter 79	Curry, Gary 99	
Benson, Dale 82	Byrd, Tremane 90	Byrd, Tremane 90	Curtis, James 76	F
Bernard, Richard 08-09			Curtis, Michael 85	Fairfax, Kennis 82
Berry, Marvin 75	C			Farmer, Roderick 96-99
Berry, Tom 91, 93	Cade, Cerron 02-04			Felton, Corey 88, 90
Best, Thomas 10	Caesar, Latroy 93-96			Felton, Darren 85, 86, 88
Bethea, Clint 85-89	Caesar, Michael 81, 82			Ferguson, Lemuel 70-72
Bethea, Robert 87-90	Caison, Robert 70, 71			Ferguson, Quentin 08-10
Betsay, Chad 97	Calhoun, Lazarus 94, 95			
Beulah, Curtis 75	Campbell, Colin 86, 89, 90			
Beulah, Nate 02	Candeloro, Dan 84-86			
Beverly, James 04, 06-07	Cannon, Greg 10			
Biacco, Dane 86	Canty, Lynell 98			
Biandudi, Jeremy 02-06	Cappel, Triston 08			
Bias, Ray Sr. 73				
Bias, Ray Jr. 93-95				
Biggins, John 58				



DELAWARE STATE

ALL-TIME ROSTER

Fields, Derrick	86
Fields, Donald	77
Fields, Glenn	95-97
Fisher, Andre	77
Fisher, Neil	03
Fleming, Eugene	71, 72, 75
Flickinger, Riley	07-09
Folke, Matt	00, 01
Footo, Darrell	92
Foraker, Dan	96-00
Ford, Calvin	01, 02
Ford, Dave	75-77
Ford, Glen	88
Fortes, Quintin	09-10
Foster, Brandon	09
Foster, Dwayne	90-92
Foster, Dylan	95
Foster, Maurice	98-01
Fountain, Derek	88
Foust, Benjamin	79-80
Francis, Andrei	01-04
Francis, Michael	77
Franks, John	73
Frazier, Dashawn	07
Frazier, Keon	03
Frazier, Lermell	02-03
Freeman, Greg	96
Freeman, Kenneth	73
Freeman, William	49
Freyburger, Jim	88
Friend, Byron	79-81
Frye, Anthony	09-10
Fuentes, James	98

G	
Gable, Michael	06-09
Caadon, Salahuddin	09
Caertner, Peter	04-07
Gaines, Nathaniel	86-88
Gaines, Palmer	70-72
Gaines, Richard	99
Galardi, Nick	00
Gardner, Gernar	99, 01
Garland, Nathaniel	70-72
Garrett, Ken	82
Garver, Corey	05
Gaskins, William	70
Gavin, Sean	82
George, Bennie	47
German, Ricky	80
Gibbs, Charlie	78-80
Gibbs, Walter	99, 00
Gibson, Coleman	85
Giesler, Jarin	06, 08
Giles, Reggie	91, 93, 94
Gilfilian, Basil	66
Gilles, Patrick	98-01
Gilmore, Clem	82
Glascoc, Keith	84
Glaud, Anthony	08-10
Glemser, Paul	74
Glenn, Clark	56
Glisson, Gerald	93-95
Glover, Lige	51
Goafrey, William	63
Goffigan, Randy	77
Goodall, William	55
Goodman, Earl	75, 77
Goodman, Michael	00
Goodwine, Lucious	73, 75-77
Goodwyn, Recharde	01-04
Gordon, Landall	71, 72
Gould, Louis	96-98
Graham, Derrid	94
Graham, James	96-99
Grant, Avery	08-09
Grant, Kelvin	06
Grassi, Giovanni	05
Graves, Joseph	02-03
Graves, Terry	78-81
Gray, Tim	82-85
Gray, Vada	81
Green, Akeem	04-07
Green, Jadira	09-10
Green, Joseph	71-72
Green, Kevin	09-10
Greene, Walter	57
Greenlea, Cordie	85, 86, 88
Greenwood, Tyrone	01-03
Gresham, Reshard	07-08
Griffin, Chris	97-98

Griffin, David	75
Griffin, Gregory	71, 72
Griffin, Lilton	83
Griffin, Tony	81
Griggs, William	06-08
Grinnage, John	60
Grogan, Dwayne	00
Gross, Lynnard	82
Guy, Donel	58

H	
Hackley, Paul	93
Hailley, Sim	95
Hairston, Air	98
Hakanoglu, Cuneyt	95
Halden, Donald	77
Hale, Perry	90, 91
Hale, Rueben	09-10
Hall, George	81
Hall, Marvin	82
Halstead, Raheem	96
Halt, James	80, 81
Hamby, Ronald	76, 77
Hamilton, Allen	66
Hamilton, Andrew	04
Hamilton, Cornell	75, 76
Hamiter, Uhuru	91, 93, 94
Hampton, Stephon	07, 08
Hankerson, Charles	93
Hanks, Kevin	98-00
Hardcastle, James	38
Harden, Zachery	96, 98-00
Hardy, Emanuel	99
Harman, Baron	77, 79, 80
Harrell, Tracey	88, 90, 91
Harrington, Ernest	96
Harris, Ahmad	08-09
Harris, Andy	88, 91
Harris, Charles	77
Harris, Chester	96, 97
Harris, Clarence	56
Harris, Eric	82
Harris, James	93
Harris, Joe	93, 94
Harris, Joel	97
Harris, Keith	82-85
Harris, Kenya	90, 92
Harris, Lewis	81
Harris, Milton	01, 02
Harris, Paul	87
Harrison, Eric	90-94
Harrison, Reginald	73, 75, 76
Harrison-Dixon, MacAdoo	93-95
Harrell, David	84
Hart, Hutchinson	50
Hart, Stephen	85, 87
Harvey, Brandon	10
Hassell, George	00
Hatcher, Michael	84, 85
Hawthorne, Robert	71
Hayes, Norman	71, 72, 75
Haygood, Corey	02, 03
Haynes, Steven	94, 95, 97
Haynie, Ronike	00
Haywood, Braheim	08-09
Headley, Fritz	09
Heath, Wallace	80
Hefflin, Victor	79-82
Height, Derrick	81
Henderson, Billy	05
Henry, Dwayne	82-85
Herrod, Donta	08
Hicks, Darryl	09-10
Hicks, Gary	81-84
Hicks, George	75
Hicks, J.J.	08
Hicks, Joey	92
Hicks, Julius	91
Hicks, Marvin	88, 90
Hicks, Morris	90-94
Hicks, Stanley	76
Hill, Dennis	93-96
Hill, James	80
Hill, Kyen	90
Hill, Nathan	52
Hillard, Connie	71, 72, 76, 77
Hines, Elvis	85, 87, 88
Hines, Errich	84, 85
Hines, Pat	90-93
Hinson, John	98
Hinson, Chris	81

Hinton, Herman	09-10
Hobbs, Mark	06
Hoggard, Jon	82
Hogsten, James	98-01
Hogsten, James	63, 64
Holiday, Steve	81
Holland, Corey	95, 96
Hollaway, Jashon	09
Holness, Stephen	09
Hood, Charles	92-94
Hood, Ken	90, 91
Hoover, Terrance	84-87
Hopkins, Stephon	05, 06
Horace, Matthew	81
Horsley, Albert	97-00
Horton, Darrell	00
House, Robert	86, 87
Houston, Derik	76
Houston, Lawrence	77-79
Hovington, Ronnie	98-01
Howard, Luther	71, 72
Howard, Marcus	96-00
Howland, Phil	76, 77
Hubbard, Derrick	85
Hudson, Brandon	06-08
Hudson, Ernest	02-04
Hudson, Leonard	70
Hughes, David	97, 99, 00
Hunt, Donald	82
Hunt, Keith	09
Hursey, John	90-92
Hurst, Tyron	06-09
Hutchins, Corey	98-01
Hutchins, Robert	51

I	
Imeokparia, Omonigho	02-06
Ingram, James	85
Ingram, John	75, 76
Irvin, Alphonse	70
Izebere, David	09

J	
Jackson, Damion	98
Jackson, Don	82-86
Jackson, Darius	08-10
Jackson, Eric	08
Jackson, Everett	71, 72
Jackson, Gilbert	48
Jackson, Greg	00-04
Jackson, Jamaal	99-02
Jackson, Janelle	98
Jackson, Omar	95-98
Jackson, Phillip	75-77
Jackson, Rasheed	96
Jackson, Rashon	06, 08
Jackson, Richard	73
Jackson, Ron	88, 90
Jackson, Wayne	82
Jackson-Bey, Donald	95, 96
Jacobs, David	99
James, Charles	73
James, Edward	89, 90
James, Glenn	70
James, Glenn	93-95
James, J.E.	90
Jamison, Cliff	91, 92
Jarmon, Brian	90, 91
Jarvis, Keith	91, 94, 95
Jean, Ed	96
Jefferson, John	00-02
Jeffery, Stevie	02
Jenifer, Sam	10
Jenkins, Alex	73
Jenkins, Antoine	01, 02
Jenkins, Brian	01
Jenkins, Bryan	96
Jenkins, Dwayne	00-03
Jenkins, Lamar	95-99
Jenkins, Nazir	01
Jenson, Jon	91, 94
Jeter, Emmett	55
Jiles, Henry	55
Johnson, Andrew	75, 77
Johnson, Brandon	05
Johnson, Chris	09-10
Johnson, Craig	90-92
Johnson, Deon	07
Johnson, Dion	91-92
Johnson, Erik	05
Johnson, Gregory	70
Johnson, Gregory	87, 88, 90, 91
Johnson, Herbert	81
Johnson, Jonathon	91-92
Johnson, Kristian	09
Johnson, Lee	85-88
Johnson, Marc	91-92
Johnson, Mark	83
Johnson, Nathaniel	48

Johnson, Reggie	86-88
Johnson, Roger	82-86
Johnson, Stephen	08
Johnson, Terry	88, 90
Johnson, Teddy	95-98
Johnson, Tim	86
Johnson, Vaughn	92, 94
Johnson, Victor	70
Jones, Albert	01, 02
Jones, Anthony	75-78
Jones, Brian	00
Jones, Byarie	70
Jones, Cameron	02-05
Jones, Cedric	93-96
Jones, Chris	82-86
Jones, Craig	92-95
Jones, Corey	98
Jones, Dante	97-99
Jones, Darrell	95-97
Jones, David	89, 90
Jones, David	02-05
Jones, Dennis	92-95
Jones, Erick	06-09
Jones, Erik	90-93
Jones, Faith	75
Jones, Fernander	99
Jones, Jaashawn	08-10
Jones, Garfield	70
Jones, Jamaal	05-07
Jones, James	71, 72
Jones, Kareem	07, 08
Jones, Keith	84
Jones, Odell	73
Jones, Reggie	87
Jones, Stephen	92
Jones, Timmy	92
Jones, William	70
Jones, Will	02, 03
Jordan, Dena	86
Joyner, Bruce	82
Joyner, Johnny	76, 78, 79
Judkins, Neal	84-86
Justice, Henry	71, 72

K	
Kaiser, Ed	90, 91
Kano, Marco	10
Kappel, Franz	80, 82-84
Kargo, Mike	95-98
Kearse, Allen	76
Keating, Jared	02, 03
Kebsa, Garald	70
Keitt, Josh	04, 05
Kellum, Damon	86, 87
Kelly, Rudy	71, 72
Kelly, Thomas	78, 81
Kelly, Tyrone	05, 06
Kemmerlin, Ralph	76, 77
Kemper, Kellen	06-09
Kennard, Andre	06, 07
Kenner, Anthony	85
Kern, Kenny	05
Keys, David	75
Kirby, Djamal	06-08
King, Devin	92-94
King, Grayland	96-00
King, Jeff	86
King, Sherman	85, 86
King, Stacy	86
King, Terris	78
King, Timothy	78-81
Kirby, Djamal	04, 05
Kitchen, William	85
Korpoi, Sam	02-04
Kuti, David	00

L	
Lake, Bryant	82-84
Lake, Jeff	93
Lamar, Sydney	87
Lambert, Larry	72
Land, John	64-66
Lane, Joe	80, 82-84
Lane, John	86, 87
Langdon, Ryan	09-10
Langford, Robert	69
Lankford, Tim	82-84
Lawovette, Dave	82
Lawrence, Larry	02-05
Layfield, Kelly	94, 95
Layton, Dennis	75, 76
Lea, Chris	88-91
Leary, Solomon	93
Lee, Bennie	93-95
Lee, Gregory	77, 80
Lee, James	84-85
Lee, Gerald	90
Lee, Kevin	88, 90-92
Lee, Leon	82-84

UNIVERSITY FOOTBALL



ALL-TIME ROSTER

Lee, Mike.....	01	Mims, Demetrius.....	88	Perry, Clay.....	96-98	Robinson, Paul.....	88, 89
Lee, P.J.....	86	Mims, Tommie.....	99, 00	Perry, Dermont.....	94-97	Robinson, Ryan.....	03-07
Lee, Teon.....	87	Minault, Reginald.....	87-90	Petion, Luke.....	06, 07	Robertson, Napoleon.....	87-90
Lee, Tywan.....	10	Miner, Calvin.....	08-10	Pettiford, Jamal.....	88-91	Rolle, Kelvin.....	76, 77
Lester, Kevin.....	89	Mirando, Tim.....	90	Pharr, Emmette.....	58	Rolle, Venson.....	98
Lester, Rod.....	80-82	Mitchell, Barry.....	97-00	Pickett, Nafis.....	08-09	Romain, James.....	07-08
Lewis, Bill.....	91	Mitchell, Justin.....	01-03	Picott, Doug.....	81	Rome, Duane.....	98
Lewis, Byron.....	09-10	Mitchell, Lonnie.....	75	Pierce, Travis.....	02-05	Rosario, Saul.....	03
Lewis, Darnell.....	96-97	Mitchell, Preston.....	05	Pinkett, Jerome.....	57-60	Rose, Allen.....	73
Lewis, George.....	71	Mitchell, Shahn.....	90-92	Pinkett, Scott.....	85	Rose, Steven.....	87-89
Lewis, Jason.....	86-88	Mitchell, Vance.....	70-72	Pittan, Ray.....	90, 91	Ross, Melvin.....	84
Lewis, Robbie.....	75	Mitchem, Michael.....	92	Pitts, John.....	58	Ross, William.....	99-03
Ligon, Greg.....	06, 09	Moffatt, Fred.....	91	Plater, Michael.....	89, 90	Rosseau, James.....	09-10
Lingo, Felton.....	62	Moffett, David.....	96-97	Plenty, Leonadus.....	76, 78	Rothwell, Reggie.....	03-04
Lipford, Evan.....	04-05	Moore, Ananias.....	79	Pless, Rodney.....	98	Rouse, Kelly.....	05-07
Lipscomb, Frank.....	82	Moore, Andre.....	01	Plummer, James.....	98	Roveda, Richard.....	73
Little, Aldrich.....	61	Moore, Davon.....	10	Plunkett, Jerome.....	01	Rowe, Aquil.....	96
Little, Morgan.....	61	Moore, Gordon.....	82-84	Polk, Ato.....	98-01	Rowe, John.....	81-82
Lochner, Nick.....	08-09	Moore, James.....	91-94	Pollard, Phillip.....	02-05	Roy, Rodney.....	04-05
Locke, Warren.....	80-82	Moore, Joseph.....	71, 72	Pollard, Theodore.....	87	Rudd, Larry.....	77-78
Lockhart, Kimoni.....	95, 97	Moore, Larrone.....	07-10	Pollins, John.....	93	Ruffin, Anthony.....	87
London, Robert.....	93-96	Moore, William.....	99	Ponder, Marcus.....	08-10	Rumley, Shane.....	04-05
Loney, Charles.....	84-87	Monroe, Ronald.....	73	Pope, Josh.....	06-08	Russell, Akiel.....	05-08
Lopes, Shane.....	05	Mons, Isaac.....	75	Poplos, Chuck.....	92-94	Ryan, Mitchell.....	04, 05
Lopez, Mario.....	87	Montgomery, Darius.....	94	Popp, James.....	98	Rykard, Joseph.....	70
Lucas, Russell.....	85	Montgomery, Lawrence.....	93	Porcher, Jamal.....	10	Ryles, Donald.....	87
Lundi, Charles.....	04, 05	Morgan, Arlington.....	87-88	Postell, Jeff.....	03-05, 07	S	
Lugollo, Andre.....	86-88	Morgan, Everett.....	82-85	Potts, Alonzo.....	78	Sabir, Shadeed.....	05
Luten, Walter.....	76	Morgan, Phil.....	06-08	Powell, Arandre.....	85-87	Sales, Trevor.....	10
Lyons, Ronnie.....	70	Morgan, Ray.....	86	Powell, Curtis, Sr.....	72-75	Sammuels, Kevin.....	81, 84
M		Morgan, Richard.....	87-88	Powell, Curtis, Jr.....	01-03	Samules, Walter.....	80-81
MacDonald, Osborne.....	76	Morris, Antoine.....	93	Powell, Mark.....	73	Sanders, James.....	02-03
Mack, Anthony.....	93	Morris, DaShaun.....	01, 02	Powell, Michael.....	90	Sanders, Marquese.....	10
Mack, Marvin.....	73	Morris, Isaiah.....	95, 96	Powell, Robert.....	81	Santanna, Henry.....	87
Madric, Paul.....	70-72	Morris, Richard.....	77, 81	Powell, Willis.....	48	Saunders, Blake.....	02-05
Malashevich, Bill.....	95	Morris, Steve.....	86-90	Presbury, Robert.....	84-87	Saunders, Damon.....	88
Malloy, Ronald.....	75	Morrison, Jermaine.....	08	Pressley, O'Neal.....	85-88	Savage, Darnell.....	88
Maloney, Mike.....	06-09	Mosley, Anthony.....	90-91	Pratt, Raymond.....	51	Savage, Keith.....	85
Manful, Nana.....	92, 93, 95	Mosley, Ben.....	95	Primas, Charles.....	84-87	Savage, Keith.....	85
Manley, Danzel.....	97	Mosley, Michael.....	03	Prince, Charles.....	90	Scherck, Dennis.....	03-07
Manning, Ahmir.....	05	Mosley, Rick.....	96-97	Prince, Lorne.....	88, 90, 92	Schenck, Edward.....	48
Marc, Emmanuel.....	05-06	Motley, Felmon.....	48	Prince, Russell.....	87	Schofield, Murdock.....	56
Marshall, Marc.....	91-92	Muckle, Andrew.....	88	Proctor, Justin.....	85-88	Scott, Kevin.....	77-78
Martin, Johnny.....	07-09	Muradymov, Nail.....	09-10	Pulliam, Brandon.....	99	Scott, Matt.....	09-10
Mason, Calvin.....	77-80	Murry, Albert.....	84	Pulliam, George.....	98, 00	Scott, Matthew.....	04-05
Mason, Richard.....	99, 00	Murray, Michael.....	87-91	Purnsley, Brandon.....	08-10	Scudder, Greg.....	85
Mason, Ricky.....	78-80	Murray, William.....	58	Q		Sears, Chris.....	06-08
Mathis, Ron.....	02, 04-06	N		Queen, Steve.....	98	Sears, Gary.....	80
Mathews, Aaron.....	92	Napier, Kevin.....	81	Quiggs, Brian.....	95	Segars, Kendall.....	91, 92
Mathews, Rahsaan.....	96-00	Neal, Derrick.....	92-94	Quinn, Aaron.....	98-00	Sehavi, Joe.....	82
Maul, Jay.....	79	Neal, Nathaniel.....	77-80	R		Seth, Stanley.....	78
Maul, Leonard.....	71, 72	Nelson, Neil.....	77-78	Ramsey, Herbert.....	53	Sewell, Eric.....	05-09
Maul, Oliver.....	82-85	Nelson, Zwardie.....	03-04	Randall, Brian.....	90-93	Sewell, Vincent.....	01, 02
Mayers, Craig.....	80-82	Nemeth, Matt.....	96-99	Randall, Jason.....	07-09	Seymour, Eric.....	80
Mayes, Willie.....	82	Newell, Keith.....	09-10	Randolph, Shaun.....	95-96	Shaddow, Jon-Michael.....	99, 00
McAfee, Omar.....	92, 93	Newman, John.....	07-08	Randolph, Stanley.....	70, 73	Shakoor, Calvin.....	91
McBall, Marc.....	06	Newton, Edgar.....	02	Redding, James.....	88-92	Sharpe, Anthony.....	80-82
McBride, Cameron.....	90	Niblack, James.....	81	Reed, Doug.....	90-91	Shaw, Lamar.....	10
McBride, Shaheer.....	04-07	Noel, Dean.....	91-92	Reed, Paul.....	75	Shaw, Ron.....	81
McCants, Darnierian.....	96-00	North, Mike.....	70-72	Reese, Paxton.....	93-95	Sheffield, Johnny.....	76
McCauley, Terrance.....	91, 92	Norville, Lennox.....	06-07	Rees, Russell.....	03-07	Shell, Bennie.....	73, 75-77
McClain, James.....	93, 95, 96	O		Reid, Dorrance.....	00	Shepard, Dominic.....	10
McClain, Kenny.....	99-02	O'Hara, Tom.....	82	Render, Jerry.....	73	Sheppard, William.....	04
McClain, Shawn.....	91, 92	O'Neal, Dana.....	96, 97	Rendle, Mike.....	10	Sheppard, Willie.....	84-87
McCormick, Reginald.....	75, 76	Olufus, Jeffery.....	94	Reynolds, Marcus.....	02, 04, 05	Shockey, Earnest.....	93-95
McCoy, Reggie.....	07	Oliphant, Sharod.....	02, 03	Reynolds, Raphael.....	09	Shorts, Dakiel.....	91
McDonald, Daryl.....	81	Oliver, Lamarr.....	94	Rheubottom, Deon.....	01-05	Show, Ronnie.....	76-78
McElroy, Richard.....	70	Ortt, Nick.....	99	Rhodes, Willie.....	76, 77, 80	Showell, Malcolm.....	86-88, 90
McFadden, Afumiyia.....	02-04	Owens, Jasper.....	00-02	Richardson, Aaron.....	09-10	Shrewsbury, Adam.....	05-07
McFarlane, Osley.....	01	Oyedele, Olufemi.....	00-03	Richardson, Zeno.....	43	Sifford, Allen.....	91
McGriff, Bruce.....	82-85	P		Richmond, Nick.....	05-09	Simmons, Patrick.....	84
McIntosh, Helmut.....	94, 95	Page, Solon.....	84, 85	Riddick, Michael.....	87-88	Simms, Cory.....	88
McKenzie, Fred.....	50	Pakinson, Dave.....	85-88	Riddick, Reginald.....	87-91	Sims, William.....	92, 94
McLaurin, Cory.....	96	Palmer, Dale.....	70-72	Riley, Chris.....	88	Singh, Chris.....	04-07
McLaurin, Craig.....	92, 93	Palmer, Eric.....	85	Riley, Conrad.....	56	Singleton, Anthony.....	95-97
McLean, Dana.....	92, 93	Palmer, Eugene.....	09	Riley, Daren.....	91-92	Singleton, Darrell.....	88, 89
McMullian, Charles.....	01	Pappas, John.....	03	Roach, Al.....	94-95	Singleton, Clayton.....	67
McNeil, Bernard.....	73, 75-77	Parham, Alfred.....	81, 82	Roache, Bryson.....	05-06	Singleton, Derrick.....	01-05
McNeil, Derrick.....	05-08	Parke, Mike.....	70	Roberts, Marc.....	76	Sirmons, Victor.....	81, 82
McQueen, Tahree.....	09	Parker, James.....	55	Roberts, Martin.....	36	Slaughter, Ronnie.....	98
McReynolds, Marchand.....	91	Parker, James.....	06, 08	Robinson, Anthony.....	92	Slawik, Mel.....	77
McRoberts, Mike.....	71, 72	Parker, Omar.....	93, 95-97	Robinson, Carl.....	84-86	Slay, Samuel.....	70
Medley, Karl.....	01	Parkinson, David.....	85	Robinson, Clinton.....	93	Smith, Albert.....	57
Mendes, Joe.....	07-09	Parsley, Craig.....	87-89	Robinson, David.....	98	Smith, Amanuel.....	05
Meredith, William.....	82	Paskins, Dan.....	85, 87	Robinson, Donald.....	77-80	Smith, Andre.....	03, 04
Merritt, Ronald.....	81	Patrick, Cedeno.....	04	Robinson, Ernest.....	09	Smith, Chester.....	81, 82
Middlebrooks, Freddie.....	01-05	Patrick, Jeff.....	92	Robinson, Harry.....	86, 87	Smith, Derrick.....	86
Miles, Mark.....	93, 95	Patterson, Brian.....	95-97	Robinson, Kirk.....	96	Smith, George.....	01-05
Miller, Dion.....	95	Paul, William.....	70-72	Robinson, Lybrant.....	84-87	Smith, JoShaun.....	96-99
Miller, Ken-Won.....	02-06	Payton, Justin.....	95			Smith, Kimani.....	01
Miller, Parrish.....	06	Peace, Keith.....	84			Smith, Michael.....	75-78
Miller, Robert.....	75	Pierce, Travis.....	02-05				
Miller, Shannon.....	99	Pendergrass, Vince.....	92-94				
Miller, Wilbert.....	59	Penick, Frank.....	95-97				
Millhouse, Jermaine.....	99	Perkins, Jamal.....	94-97				
Milligan, Gavin.....	87-89	Perry, Alex.....	10				
Mills, Jonathan.....	10						
Milstead, Rod.....	88-91						



DELAWARE STATE

ALL-TIME ROSTER

Smith, Nathaniel	90-92
Smith, Robert	70
Smith, Ronnie	00-02
Smith, Sam	04, 05
Smith, Shelton	75, 76, 78
Smith, Tim	91, 92
Smith, Troi	08
Smith, William	82
Sneed, Andrew	78
Sokotoski, Gary	94
Sonabria, José	94-95
Spann, Marquis	09-10
Spann, Tyrone	73
Speaks, Thomas	78
Spears, Aaron	92-93
Spence, James	01-03
Spencer, Patrick	81
Spicer, Matt	09-10
Spinner, Baron	95, 96
Spinner, Ronn	05-08
Spriggs, Chris	91, 92
Sprinkle, Daniel	92
Stackhouse, Wayne	97, 98
Stancil, Darald	91-94
Staples, Terry	81
Staton, Darrell	92
Stehman, Matthew	90
Steinbacher, Steven	06-09
Stephen, Calvin	76, 78
Stephens, Darryl	86, 87
Stephens, William	48
Stephenson, Ralston	99
Stevens, Gary	84
Stevenson, Alphonso, Sr.	50
Stevenson, Russell	70, 71
Steward, Preston	87, 91
Stewart, Emilio	04, 05
Stewart, Sidney	98-02
Still, Demetrius	09
Still, Mark	03
Stith, Kenneth	01
Stokes, Corey	93
Stones, John	84-87
Stowe, Carl	88
Strother, Chris	07-08
Strong, Jimmie	62-65
Strums, Jerome	06-09
Suarez, Edward	01
Sudder, Greg	84
Sullivan, Kii	93-94
Summers, Trevor	90-92
Sutton, John	09-10
Swann, Pedro	70
Swift, Charles	88
Swoope, Bobby	81-82
Sykes, Henry	90, 92
Symister, Tyron	93

T

Tabb, Tavis	07-10
Talbert, Terrell	09-10
Tallon, Brian	86
Talor, Wayne	81
Tanner, David	90
Tarpley, Travis	09-10
Taylor, Charles	90
Taylor, Harley	82-85
Taylor, John	96, 97
Taylor, Mike	02
Taylor, Ollie	03, 04, 07
Taylor, William Jason	02-05
Teasley, Johnny	01
Teel, Quincy	96
Teel, William	84, 85
Tench, Bernard	04
Tiedemann, Troy	81, 82
Tilghman, Djuan	82-85
Tilghman, John	88
Thomas, Clayton	93, 94
Thomas, Curtis	92-94
Thomas, Hargis	41
Thomas, Henry	80
Thomas, James	88, 90, 91
Thomas, Mike	73
Thomas, Mitchell	88
Thompson, Anthony	77, 78
Thompson, Bill	73
Thompson, Derrick	81-84
Thompson, Floyd	80
Thompson, Fred	86

Thompson, LeRoy	90-92
Thompson, Walt	88, 90
Thorne, Fabian	94, 95
Thorne, Neville	96
Thornton, George	93
Thornton, James	78-81
Thornton, Mitch	92
Thornton, Rondell	94
Threadgill, Thomas	09-10
Tippens, Justin	96
Tillison, Chris	89, 90
Todd, Leroy	77
Tolliver, Barrington	99-01
Tolliver, Calvin	08-09
Tolson, Lenier	99, 00
Toppin, Orlando	90
Toth, Michael	02
Tribbett, Kenneth	75
Trader, Brian	85
Trammel, Thalamus	94-96
Trotman, Shawn	93
Trott, Curtis	84-86
Trott, Jamel	02-06
Tucker, Clinton	92
Tucker, Darren	88-90
Tucker, Marlin	95, 96
Tullis, Walter	73, 75
Tumor, Lance	84
Tunsil, Kadafi	05, 06
Tunstill, Tom	91, 92
Turner, Casper	80
Turner, Chet	91
Turner, Donald	86-90
Turner, Harrington	78, 79
Turner, James	77, 78
Turner, Walter	70
Tyler, Alphonso	90, 91
Tyler, Jonel	80, 81
Tynes, Darriel	00

U

Upchurch, Derrick	05, 06
-------------------	--------

V

Venable, David	98
Veney, Fernando	81-84
Vestal, James	57
Victor, Cedric	01

W

Wainwright, Eric	87-89
Waldemar, Vernal	84
Walker, Andre	96
Walker, Derrick	96-99
Walker, Keith	81
Walker, Kenny	93, 97
Walker, Mike	84-86, 88
Walker, Treoun	01
Wallace, Jarrod	02-05
Wallace, Troy	06
Waller, Tracy	81
Walters, Tavaris	98, 01
Walts, Ronald	70
Ware, Marc	87-90
Warren, Samuel	79-81
Warton, Osceola	60
Washington, Brandon	82
Washington, Phillip	85
Washington, Thomas	79
Waters, Samuel	70-72
Wathing, Thane	90-93
Watkins, Jackie	06-08
Watkins, Reggie	98-00
Watson, Bert	90-93
Watson, Jomah	09-10
Watson, Kenneth	86, 87
Watson, Robert	70
Watson, Tony	87, 90, 91
Watson, Wendell	87-90
Weather, Clarence	80
Weaver, Ronnie	81
Weber, Bret	79-81
Webster, Dana	02
West, Dayne	04, 05
West, Tyrone	70
Wheeler, David	82, 83, 85
Whitaker, Aaron	04
Whitaker, John	01, 02
White, Herbert	89-91
White, Howard	78
White, Keith	71-73

White, Thomas	71, 72
White, Will	05, 06
Whitfield, Anthony	92
Whitley, Thomas	81-84
Whitlock, Alvin	90
Wichlinski, Jeff	92, 93
Wilder, Alimayo	05-08
Wilder, Izeem	96
Wilder, Matt	93-96
Wilkerson, James	56
Wilkerson, Ronnie	93-96
Wilkins, Felix	01-04
Williams, Andre	82-86
Williams, Charles	73
Williams, Curtis	88-90
Williams, Darryl	80
Williams, Dwight	70
Williams, Ed	82-86
Williams, Eric	98-00
Williams, Gerald	73, 76
Williams, James	04
Williams, Jason	93-96
Williams, Jonathan	01
Williams, Kelly	76-79
Williams, Kevin	81
Williams, Larry	70-72
Williams, Lester	71-73
Williams, Luqman	99, 00
Williams, Marvin	60
Williams, Nick	09-10
Williams, Richard	81, 84
Williams, Robert	80
Williams, Ronald	73
Williams, Steve	85
Williamson, Donald	70
Williamingham, Bryan	98
Willis, Ryan	06, 07
Wills, Toris	94
Wills, Wooten	82
Wilson, Chris	95-97
Wilson, Justin	09-10
Wilson, Ronald	70
Wilson, Steven	87
Wilson, Sylvester	70
Winfield, Jason	88-91
Wing, Troy	81-84
Winton, Vashon	05-08
Wood, Roy	88-92
Woods, Richard	03
Woodard, Andre	98
Woodard, Raymond	51
Woodards, Delorence	93
Woodley, Benard	82
Woods, Carlos	99-01
Worthan, Edward	99-01
Wright, Addison	05
Wright, Bruce	85-88
Wright, Clifford	70-72
Wright, Gordon	65
Wright, Kenneth	73, 75
Wright, Kevin	86-89
Wright, Orlando	71, 72
Wright, Ricardo	71-73
Wright, Richard	55
Wright, Ronald	77-78, 80
Wright, Stephen	54-56
Wright, Steve	75-76
Wydner, William	36
Wynn, Desmond	82-85

Y

Yarber, Brandon	99-02
Young, Harold	81-82
Young, Larry	81-82
Young, Rasheen	01
Younger, Colin	77

Z

Zarkowski, John	93
Zech, Jeremiah	98
Zerrad, Kamel	91-92
Zoeltch, Richard	92

DSU ATHLETIC HALL OF FAME FOOTBALL INDUCTEES


Name	Year of Induction
Henry C. Aldridge	1985
Ernest Anderson	1988
John Barber	1986
John Barber, Jr.	1988
Warren S. Barkley, Sr.	1986
Monroe E. Barrick	1986
Stewart E. Beanum	1985
Joseph Bedford	1985
Donald Blakely	1986
George Bratcher	1988
Walter Broughton	1986
DeCasto Brown	2010
Freddie Brunson	1999
Oscar Bullock	1986
John Bundy	1986
Frank Burton, Jr.	2000
Dan Candeloro	1998
Earl K. Chism	1986
Hallie E. Coleman	1985
Steven Coleman	2010
William Coles	1986
Carl J. Collick	1985
William Collick (coach)	2010
Joseph Daluz	1986
Augustus Davis	1986
Steve Davis	2001
William H. DeCoursey	1985
Hurley W. Derrickson, Sr.	1985
William M. Freeman	1985
Bennie George (player/coach)	1985
Lige H. Glover	1986
William H. Godfrey	1988
William E. Goodall	1986
Walter Greene	1986
James C. Hardcastle	1985
Thomas Hargis	1985
Hutchinson Hart, Jr.	1986
William M. Hart	1986
Cornell Harvell	1986
Irvin Heath	1988
Victor Hefflin	2010
John W. Henson	1985
Nathan Hill	1986
James Hogsten	1997
Terrance Hoover	2011
Luther Howard	2000
Robert Hunter	1986
Robert C. Hutchins	1986
Gilbert H. Jackson	1985
Jamaal Jackson	2011
Glenn James	2001
Emmett B. Jeter	1986
Nate Johnson	1985
Franz Kappel	2000
Gene Lake	1999
John L. Land	1987
Joe Lars	1988
Alphonzo Lawson	2010
A. Morgan Little	1988
George W. Matthews	1985
Darnerian McCants	2011
Fred McKenzie	1986
Howard McKenzie	1999
Rod Milstead	2003
Norman Moore	1988
Felmon Motley	1985
William Murray	1986
John L. Parker	1985
Emmett F. Pharr	1986
Jerome Pinkett	1997
Chuck Poplos	2011
Curtis Powell	1998
Willis E. Powell	1985
Raymond Pratt	1986
Maurice Pritchett	1997
Herbert M. Ramsey	1986
Brian Randall	2011
Douglas Randolph	1988
Conrad Riley	1986
Martin P. Roberts	1985
Lybrant Robinson	2011
William Robinson	1985
Edward L. Schenck	1985
Murdoch Schofield	1986
Albert M. Scott	1985
William R. Stephens	1985
Alphonso Stevenson	1986
Jimmy Strong	1987
Thomas Swiggelt	1985
John Taylor	1998
Mitchell Thomas	1985
Oliver M. Thompson	1986
William Thompson	1986
Walter Tullis	2011
James Vestal	1986
Ulysses S. Washington	1987
James Wilkerson	1986
Marvin Williams	1986
Cal Wilson	1986
Ray Woodard	1986
Gordon A. Wright	1987
Richard Wright	1986
Stephen Wright	1999
W. Richard Wynder	1985



ALL-AMERICANS

FRANZ KAPPEL

Offensive Lineman
1981, 82-84



1983, 1984 Sheridan Black College All-American

- Three-time All-MEAC First Team selection ('82, '83, '84)
- Recognized as one of the top offensive linemen in the country, earning "Sporting News" Division I-AA Pre-season All-America honors in '84
- Associated Press All-America Honorable Mention in '83
- Served eight seasons as DSU's offensive line coach ('87-'94)
- Signed with the New England Patriots following his DSU career
- Native of New Castle, Del.

JOE LANE

Defensive Tackle
1981-84




1984 Sheridan Black College All-American

- Two-time All-MEAC First Team selection
- 1984 "Sporting News" Pre-season All-America
- 1984 Hornet co-captain
- named DSU Most Outstanding Senior
- Recorded 284 tackles (number five all-time at DSU)
- Registered 17 sacks for his career (number seven at DSU)
- Played in 43 consecutive contests during his career
- Native of Newark, N.J.

GENE LAKE

Running Back
1982-84




1983, 1984 Sheridan Black College All-American

- 1984 Kodak All-American
- 1984 MEAC Offensive Player-of-the-Year
- Two-time All-MEAC First Team selection ('83, '84)
- Associated Press All-America Honorable Mention ('83)
- Led all collegiate players with 1,722 yards rushing in 1984
- Holds DSU records for single-season (1,722) and single-game (336) rushing yards
- Also holds Hornet records for rushing touchdowns in a career (35) and game (six)
- Inducted into the MEAC Hall of fame in 2009
- Native of Milford, Del.

JOHN TAYLOR

Wide Receiver
1982-85




1984 Sheridan Black College All-American

- 1985 MEAC Offensive Player of the Year
- Two-time All-MEAC selection
- Associated Press All-America Honorable Mention ('84)
- Holds DSU record for receiving yards in a game (223 vs. St. Paul's - Sept. 21, 1985)
- Ranks third in DSU record book for career receiving yards (2,426)
- Shares Hornet record for career touchdown receptions (33)
- Third round draft pick (76th overall) of the NFL's San Francisco 49ers in 1986
- Helped lead the 49ers to three Super Bowl titles
- Native of Pennsauken, N.J.

JOE BURTON

Defensive Back
1983-86




1986 Kodak All-American 1986 Sheridan Black College All-American

- Three-time All-MEAC First Team selection
- Number three on DSU's career interception list with 19
- Recorded 169 tackles for the Hornets
- Native of New Castle, Del.

DAN CANDELORO

Defensive Tackle
1984-86




1985 Sheridan Black College All-American 1985 AP All-American

- 1985 MEAC Defensive Player of the Year
- Three-time All-MEAC selection (first team - '84 and '85; second team - '86)
- 1984 and '85 "Sporting News" Pre-season All-America
- 181 career tackles at DSU
- Native of Wilmington, Del.

TERRANCE HOOVER

Running Back
1984-87




1985, 1986 Sheridan Black College All-American

- Three-time All-MEAC First Team selection ('85, '86, '87)
- Sporting News Pre-season All-America honoree ('86)
- DSU's career rushing leader (3,517 yards)
- Amassed two 1,000-yard seasons with the Hornets (1,191 in '87 & 1,086 in '86)
- Led all collegiate players (Div. I-A & I-AA) in rushing average (8.6 ypc) in 1985
- Native of Plainfield, N.J.

ROD MILSTEAD

Offensive Lineman
1988-91



1991 Walter Camp All-American

- 1991 AP All-American
- 1991 Sheridan Black College All-American
- Three-time All-MEAC First Team selection ('89, '90, '91)
- One of the top offensive linemen in team history
- DSU gained 8,379 yards with Minstead on the line
- Selected by the Dallas Cowboys in the fifth round of the 1992 NFL Draft (121st overall)
- Played for the Cleveland Browns, San Francisco 49ers and Washington Redskins
- Native of Bryans Road, Md.




DELAWARE STATE

ALL-AMERICANS

LEROY THOMPSON

Defensive End
1989-92



1992 Kodak All-American

- 1992 All-MEAC First Team selection
- 1991 All-MEAC Second Team
- Recorded 89 tackles and 11 sacks in 1992
- Holds DSU record for most sacks in a game (five vs. N.C. A&T - Nov. 9, 1991)
- Collected most sacks in a season in team history (16 in 1991)
- Number three all-time at DSU in career sacks (30)
- Native of Williamstown, N.J.

BRIAN RANDALL

Defensive Back
Kick-off Returner
1990-993




1993 Sheridan Black College All-American

1992, 1993 AP All-American

- 1992 All-MEAC DB and KR
- 1993 All-MEAC DB
- 1991 All-MEAC Second Team
- Second in team history with 21 career interceptions
- DSU career punt return leader
- Seven career touchdowns
- Native of Mullica Hill, N.J.

RAHSAAN MATTHEWS

Quarterback
1996, 98-2000




2000 Sheridan Black College All-American

- 2000 MEAC Offensive Player of the Year
- All-MEAC First Team selection (2000)
- Most prolific passer in team history
- Holds DSU career records for completions (563), pass attempts (1,178), passing yards (8,073) and touchdown passes (74)
- Ranks number two all-time in the MEAC in passing yards and touchdown passes
- Completed 160-of-327 passes for 2,386 yards and school-record 32 touchdowns in 2000
- Native of Wilmington, Del.

DARNERIAN MCCANTS

Wide Receiver
1997-2000



2000 SportsNetwork All-American

2000 AP All-American

2000 Sheridan Black College All-American

- 2000 All-MEAC First Team
- Holds school record for touchdown receptions in a season (18)
- Also holds school and MEAC records for touchdown catches in a game (five, twice in 2000)
- Finished his DSU career with 83 catches for 1,622 yards and 26 touchdowns
- Selected by the Washington Redskins in the fifth round of the 2001 NFL Draft (154th overall)
- Native of Baltimore, Md.

DASHAUN MORRIS

Wide Receiver
Kick Returner
2001-02



2002 SportsNetwork All-American

2002 AP All-American

- 2002 All-MEAC First Team
- Set DSU record for kick-off return touchdowns in a season (three - 2002)
- Recorded 708 return yards in 2002, including a career-best 92-yard return at Bucknell on Sept. 28, 2002
- Averaged 28.3 yards per return in 2002 and 25.9 for his career
- Also finished DSU career with 57 catches for 1,033 yards and 10 touchdowns
- Native of Orange, N.J.

ERIC CONTOS

Punter
2004-05



2005 SportsNetwork All-American

2005 AP All-American

2005 SBN All-American

- 2005 All-MEAC First Team selection
- Led MEAC in punting yards (2,876) and number of punts (65)
- Averaged 44.2 yards per punt in 2005
- Recorded career-best 61-yard punt vs. Bethune-Cookman on Oct. 8, 2005
- 18 of his 65 punts were for 50 or more yards, placing 22 inside the 20-yard-line
- Native of Red Mountain, Ariz.

SAM SMITH

Linebacker
2004-05



2005 SBN All-American 2005 Don Hansen Division I-AA All-American

- Two-time All-MEAC First Team selection
- MEAC leader and second in Division I-AA with 13.5 sacks as well as tied for seventh in tackles-for-loss in '05
- Led the MEAC with four fumble recoveries in 2005
- Led DSU with 75 tackles (33 solo) in 2005
- Finished career with 179 tackles and 20 sacks
- Native of St. Petersburg, Fla.

PETER GAERTNER

Kicker
2004-07




2007 SBN All-American

- 2007 All-MEAC First Team selection
- 2005 All-MEAC Second Team selection
- Holds DSU records for single season (19) and career field goals (43)
- Led MEAC with 19 field goals in 2007
- Also was tops in the league in points by a kicker (80/6.7 pg) in 2007
- Had top field goal percentage in the MEAC in 2005 (.760) and 2007 (.762)
- Native of Bakersfield, Calif.

LARRONE MOORE

Kick Returner
2007-2010



2010 Sports Network All-American


- 2010 All MEAC First Team
- Returned two kickoffs for touchdowns in 2010
- Native of Hyattsville, Md.



HORNETS IN THE PROS

NATIONAL FOOTBALL LEAGUE

Phil Anderson, RB	Indianapolis Colts	1995	FA
Lamar Banks, OL	Oakland Raiders	1997	FA
Kevin Bryant, LB	San Francisco 49ers	1987	7th Round
Steve Coleman, DE	Denver Broncos	1974	
Damon Daniels, WR	Cincinnati Bengals	1996	FA
DaShane Dennis, DB/KR	Carolina Panthers	2006	FA
Steve Davis, RB	Pittsburgh Steelers	1972-74	3rd Round
	New York Jets	1975-76	
Tim Egerton, WR	Cincinnati Bengals	1990	FA
Keith Glascoe, LB	New York Jets	1985	
Uhuru Hamiter, DL	New Orleans Saints	1998-99	FA
	Philadelphia Eagles	1999-01	FA
	Houston Texans	2002	FA
Victor Heflin, DB	Denver Broncos	1983	6th Round
	Miami Dolphins		
Albert Horsey, WR	Baltimore Ravens	2001	FA
Jamaal Jackson, OL	Philadelphia Eagles	2003-	FA
Chris Jones, OL	New York Jets	1985	
David Jones, WR	San Diego Chargers	1991-93	7th Round
	Los Angeles Raiders	1993-94	FA
	Cleveland Browns	1995	FA
	Oakland Raiders	1998	FA
Odell Jones, DE	Denver Broncos		
Franz Kappel, OL	New England Patriots	1985	FA
Kenny Kern, LB	Cleveland Browns	2005	FA
Gene Lake, RB	Washington Redskins	1986	FA
Al Lawson, WR	New York Jets	1964	
Shaheer McBride, WR	Philadelphia Eagles	2008-09	FA
Darnerien McCants, WR	Washington Redskins	2001-04	5th Round
	Philadelphia Eagles	2005-06	FA
	Baltimore Ravens	2008	FA
Rod Milstead, OL	Dallas Cowboys	1992	5th Round
	Cleveland Browns	1992-93	
	San Francisco 49ers	1994-96	FA
	Washington Redskins	1997-99	FA
Derrick Neal, WR	Cleveland Browns	1994	FA
David Parkinson, PK	New York Giants	1989	FA
Curtis Powell, LB	Dallas Cowboys	FA	
Robert Presbury, DL	Washington Redskins	FA	
	Philadelphia Eagles	FA	
Brian Randall, DB	Kansas City Chiefs	1994	FA
Michael Riddick, RB	New York Giants	1990	FA
Lybrant Robinson, DL	Washington Redskins	1989	5th Round
	Dallas Cowboys	1990	FA
Malcolm Showell, DL	Los Angeles Raiders	1990	FA
	Green Bay Packers	1991	FA
	Arizona Cardinals	1992	FA
Jimmy Strong, DB	Baltimore Colts	1965	
John Taylor, WR	San Francisco 49ers	1986-96	3rd Round
Curtis Thomas, WR	New York Giants	1995	FA
Walter Tullis, RB/WR	Washington Redskins	1976	12th Round
	Green Bay Packers		
Eric Wainwright, LB	Philadelphia Eagles	1990	FA
Clarence Weathers, RB	New England Patriots	1983-84	
	Cleveland Browns	1985-88	
	Indianapolis Colts	1989	
	Kansas City Chiefs	1989	
	Green Bay Packers	1990-91	
Ed Williams, DL	San Francisco 49ers	1986	
Gordon Wright, OL	Philadelphia Eagles	1967	
	New York Jets	1969	



JOHN TAYLOR



SHAHEER MCBRIDE



JAMAAL JACKSON

Current as of July 18, 2011
Active players bolded



DELAWARE STATE

HORNETS IN THE PROS



ARENA FOOTBALL LEAGUE

DaShane Dennis, DB	Philadelphia Soul	2004
	New York Dragons	2005
Leroy Thompson, LB/RB	Albany Firebirds	1996-04
	New Orleans VooDoo	2005
	Columbus Destroyers	2007-08

ARENA FOOTBALL LEAGUE 2

DaShane Dennis, DB	Richmond Speed	2003
Kenneth McClain, LB	Manchester Wolves	2005
Blake Saunders, DB	South Georgia Wildcats	2006-07

CANDIAN FOOTBALL LEAGUE

Francis Adjei, CB	Hamilton Tiger Cats	2011-
Reggie Barnes, RB	Ottawa Roughriders	1989-96
	Shreveport Pirates	1997
Andre Caroll, DT	Winnipeg Blue Bombers	2011-
Tim Egerton, WR	British Columbia Lions	1991
Emmanuel Marc, RB	British Columbia Lions	2009
	Winnipeg Blue Bombers	2010
	Montreal Alouettes	2011
Dean Noel, RB	Ottawa Roughriders	1997-99
Brian Randall, DB	Saskatchewan Roughriders	1995
Lybrant Robinson, DL	Ottawa Roughriders	1991-94
Bennie Shell	Ottawa Roughriders	
Leroy Thompson, LB	Toronto Argonauts	1992

NFL EUROPE

Kenny Kern, LB	Hamburg Sea Devils	2006
----------------	--------------------	------

UNITED FOOTBALL LEAGUE

Darryl Hicks, OT	Omaha Nighthawks	2011
------------------	------------------	------

UNITED STATES FOOTBALL LEAGUE

Tim King, DB	Tampa Bay Bandits	1983-85
Gene Lake, RB	Philadelphia Stars	1985
Robert Presbury, DE	Baltimore Stallions	1994-95
Walter Tullis, RB/WR	Philadelphia Stars	

WORLD LEAGUE OF AMERICAN FOOTBALL

Tim Egerton, WR	Barcelona Dragons	1992
Robert Presbury, DL	Orlando Thunder	1991-92

WORLD FOOTBALL LEAGUE

John Land, RB	Philadelphia Bell	1973-75
Ricardo Wright	Philadelphia Bell	1974

Current as of July 18, 2011
Active players bolded