

NEW YORK FOOTBALL GIANTS WEEKLY RELEASE

GIANTS



GIANTS vs. PATRIOTS
WEEK 10 - Nov. 15, 2015



GIANTS WEEKLY RELEASE



WEEK 10

Nov. 15, 2015 • 4:25 PM ET



NEW YORK GIANTS (5-4)

NEW ENGLAND PATRIOTS (8-0)

METLIFE STADIUM • EAST RUTHERFORD, NJ

THE SERIES The Giants and Patriots have met nine times in the regular season, with the Patriots leading the series, 5-4. In the last meeting, the Giants defeated the Patriots, 24-20, in Week 9 of the 2011 season in Gillette Stadium. The Giants are 2-0 against the Patriots in the postseason. The Giants defeated the Patriots in Super Bowl XLII, 17-14, and Super Bowl XLVI, 21-17.

GIANTS vs. PATRIOTS

Overall: 4-5-0
Home: 1-3-0
Away: 3-2-0
LAST OT: NONE

TV BROADCAST This week's game will be televised nationally by CBS. **Jim Nantz** will call the play-by-play, **Phil Simms** will provide the analysis and **Tracy Wolfson** will report from the sidelines.

GIANTS RADIO NETWORK The game will be broadcast by the flagship station of the New York Giants, WFAN – 660 AM and 101.9 FM, in the Tri-State area. **Bob Papa** will call the play-by-play, **Carl Banks** will serve as the analyst and **Howard Cross** will report from the sidelines. **Lance Medow**, **Paul Dottino**, **Jeff Feagles** and **John Schmeelk** will host the Coors Light Giants Game day radio pregame at 2:10 P.M. **Lance Meadow**, **Bob Papa**, **Jeff Feagles**, and **John Schmeelk** will host the Giants Extra Point postgame show immediately following the final whistle.

GIANTS SPANISH RADIO The game will be broadcast en Español on WADO-1280 AM, the flagship Spanish-language radio station of the Giants. Nestor Rosario will handle play-by-play duties and will be joined by Francis Adames, who will provide analysis.

'GIANTS POST GAME LIVE' **Russ Salzberg**, **Shaun O'Hara**, **David Diehl**, and **Armani Toomer** will host 'Giants Post Game Live' immediately following the game on WWOR-TV MY9.

NATIONAL RADIO INFORMATION The game will be broadcast across the nation by **ESPN Radio**. ### will call the play-by-play, ### will provide analysis and ### will report from the sidelines

GIANTS ON THE WEB Giants.com is the only place to find exclusive audio, including live broadcasts of Head Coach Tom Coughlin's press conferences, plus more. Follow @Giants on Twitter and 'Like' the Giants on Facebook.com/NewYorkGiants. Download the FREE Giants Mobile App to get Giants news on the go 24/7! Text "GIANTS" to 51288. Signup for the Giants.com E-Newsletter, which features weekly game preview information at Giants.com/Newsletter.

NFC EAST STANDINGS

	W	L	Pct.
New York	5	4	.556
Philadelphia	4	4	.500
Washington	3	5	.375
Dallas	2	6	.250

2015-16 IMPORTANT DATES

Jan. 9-10.....Wild Card Playoff Games
Jan. 16-17..Divisional Playoff Games
Jan. 24.....AFC and NFC Championship Games
Jan. 31.....AFC-NFC Pro Bowl, Honolulu, HI
Feb. 7.....Super Bowl 50, Levi's Stadium

► **THIS WEEK'S
MEDIA SCHEDULE**

Wednesday, November 11

9:00 a.m. – Patriots Head Coach Bill Belichick
Conference Call

11:00 a.m. – Tom Coughlin Press Conference,
Quest Diagnostics Training Center Auditorium

11:30 a.m. – Patriots TE Rob Gronkowski
Conference Call

11:55 a.m.-1:45 p.m. – Practice

1:50-2:35 p.m. – Player Interviews

Thursday, November 12

11:00 a.m. – Tom Coughlin available

11:55 a.m.-1:45 p.m. – Practice

1:50-2:35 p.m. – Player Interviews

After Practice – Coordinators available

Friday, November 13

Approx. 2:00 p.m. – Tom Coughlin available

2:10 p.m. – Player Interviews

Saturday, November 14

No scheduled availability

Sunday, November 15

Giants vs. Patriots, 4:25 p.m.

► **REGULAR SEASON**

Date	Opponent	Result	TV
9/13	at Dallas	L, 27-26	NBC
9/20	ATLANTA	L, 24-20	FOX
9/24	WASHINGTON	W, 32-21	CBS/NFLN
10/4	at Buffalo	W, 24-10	FOX
10/11	SAN FRANCISCO	W, 30-27	NBC
10/19	at Philadelphia	L, 27-7	ESPN
10/25	DALLAS	W, 27-20	FOX
11/1	at New Orleans	L, 52-49	FOX
11/8	at Tampa Bay	W, 32-18	FOX
11/15	NEW ENGLAND	4:25 p.m.	CBS
11/29	at Washington	1:00 p.m.*	FOX
12/6	NEW YORK JETS	1:00 p.m.*	CBS
12/14	at Miami	8:30 p.m.	ESPN
12/20	CAROLINA	1:00 p.m.*	FOX
12/27	at Minnesota	1:00 p.m.*	FOX
1/3	PHILADELPHIA	1:00 p.m.*	FOX

*Time subject to change

► **GIANTS PRONUNCIATION GUIDE**

Prince AMUKAMARA (ah-MOO-kah-MAIR-rah)

Will BEATTY (bee-dee)

Jonathan CASILLAS (kuh-SEE-is)

Orleans DARKWA (DARK-wah)

Zak DeOSSIE (dee-AH-see)

Larry DONNELL (don-NELL)

Mark HERZLICH (HERTZ-lick)

JAYRON HOSLEY (JAY-RON HOSE-lee)

DEVON KENNARD (deh-VON keh-NARD)

DAMONTRÉ Moore (duh-mon-TREY)

Ryan NASSIB (NASS-sib)

Markus KUHN (COON)

Owa ODIHIZUWA (oh-diggy-ZOO-wah)

UANI 'UNGA (WAH-nee OON-guh)

GIANTS CELEBRATE 25TH ANNIVERSARY OF SUPER BOWL XXV

The Giants are celebrating the 25th anniversary of one of their most successful and memorable teams in franchise history, the 1990 squad that won Super Bowl XXV. In 1990, the Giants won their first 10 games and finished the regular season with a 13-3 record. They routed the Chicago Bears in an NFC Divisional Playoff Game, 31-3. The following week, Matt Bahr's 42-yard field goal as time expired gave the Giants a 15-13 victory over the two-time defending champion 49ers in San Francisco in the conference championship game. The Giants won their second title in five seasons when they defeated the Buffalo Bills, 20-19, in the Super Bowl. The 1990 Giants featured two current members of the Pro Football Hall of Fame, head coach Bill Parcells and linebacker Lawrence Taylor. Quarterback Phil Simms started the first 14 games before he suffered a foot injury and was relieved by Jeff Hostetler. The team also included running back Ottis Anderson, the Super Bowl MVP, plus Carl Banks, Pepper Johnson and Leonard Marshall on defense.

QUOTABLE ON COACH BILL PARCELLS' PHILOSOPHY FOR THE 1990 SEASON: "Parcells is 'win with defense and don't lose the game for me offense.' That was the philosophy and it worked."

CENTER BART OATES




QUOTABLE ON WHAT 'ONCE A GIANT, ALWAYS A GIANT' MEANS: "Once a Giant, always a Giant' means to me that we're always going to be celebrating and remembering those special moments that are going to be with us for the rest of our lives. You can't deny history and it's really cool, very special to be able to have that in your history."

DEFENSIVE TACKLE ERIK HOWARD

HONORING ANN MARA, FRANK GIFFORD

This season, the Giants are honoring two of their legends who passed away this year by wearing a commemorative patch and decal on their uniforms.

Ann Mara, who died on Feb. 1 at age 85 and she was the matriarch of the Giants organization, is being honored with a jersey patch. Gifford, who was inducted into the Pro Football Hall of Fame in 1977 and died on Aug. 9 at age 84, is being honored by the team with a No. 16 decal -- Gifford's jersey number -- on the back of their helmets.



GAME NOTES



WEEK NINE

at Tampa Bay

GAME NOTES

by Michael Eisen

GIANTS NOTES

*Tom Coughlin won his 101st regular-season game as the Giants' head coach, and the 169th of his career. He is in 12th place on the NFL's career list, one win behind Mike Shanahan.

*The Giants improved to 5-4 and stayed in first place in the NFC East.

*The Giants rushed for 114 yards, their second-highest total of the season; they ran for 132 yards in their victory over Dallas on Oct. 25.

*The Giants did not allow Eli Manning to get sacked. It was the third time this season Manning was not sacked (also in home victories over Washington and San Francisco).

*The Giants punted just once, the first time that's happened since Nov. 7, 2010, in a 41-7 victory at Seattle.

*The Giants converted nine of 15 third-down opportunities, the third time this season they had at least nine conversions in a game. They had a season-high 10 against Atlanta on Sept. 20, and nine vs. San Francisco.

QUARTERBACK NOTES

*Eli Manning set a franchise record with his 96th regular-season victory as the Giants' starting quarterback. He had shared the mark with Phil Simms, who won 95 games in 15 seasons from 1979-93. Manning is in his 12th season.

*Manning completed 26 of 40 passes for 213 yards, two touchdowns and two interceptions. Manning threw six touchdown passes last week in New Orleans. The eight touchdown throws is the highest two-game total in one season in his career, surpassing the seven he had on Oct. 25-Nov 7, 2010, when he had four at Dallas and three in Seattle.

*Manning's touchdown passes were an eight-yarder to Rueben Randle in the first quarter, and a four-yarder to Shane Vereen in the second. It was the third touchdown of the season for each player, and each matched their 2014 season total.

*Manning played in his 179th career game, tying him with former offensive lineman Greg Larson (1961-73) for seventh place on the team's career list.

GAME NOTES

WIDE RECEIVER NOTES

*Odell Beckham Jr. led the Giants with nine catches for 105 yards. The nine receptions were his season high, and his highest total since he had 12 in the 2014 season finale against Philadelphia.

*The nine receptions increased Beckham's career total to 150 in 21 games. He shattered the NFL record for fewest games needed to reach 150 catches by 4 games.

*Beckham added to his Giants record for most catches by receiver in first two seasons with the Giants. Plaxico Burress had 139 in 2005-06.

*Beckham exceeded 100 receiving yards for the second game in row, the fourth time this season, and the 11th time in his two-year career.

*Beckham's 105 yards increased his career total to 2,064 receiving yards, enabling him to tie (Bill Groman) for the NFL record for fewest games (21) to 2,000.



DEFENSIVE NOTES

*In his first game action of the season, Jason Pierre-Paul started at right defensive end. JPP was credited with two solo tackles, and two quarterback hits.

*Cornerback Trevin Wade scored a 5-yard fumble return on the game's final play.

*Wade score the Giants' fourth defensive touchdown of the season. The others were fumble and interception returns by Dominique Rodgers-Cromartie, and an interception return last week by Trumaine McBride. Last season, the Giants had just one defensive touchdown.

*Jasper Brinkley and Jonathan Casillas started for the second game in a row at middle and weakside linebacker. Brinkley led the Giants with seven tackles (five solo), including one for a loss. Casillas was right behind him six solo tackles.

*Brinkley also had a forced fumble and a fumble recovery, the latter a career first.



GAME NOTES



SPECIAL TEAMS NOTES

*Josh Brown made all four of his field goal attempts, from 35, 35, 53 and 44 yards. He extended his Giants record to 23 consecutive successful attempts, including all 19 this season. He last missed an attempt on Dec. 21, 2014, when his 29-yard try at St. Louis was blocked.

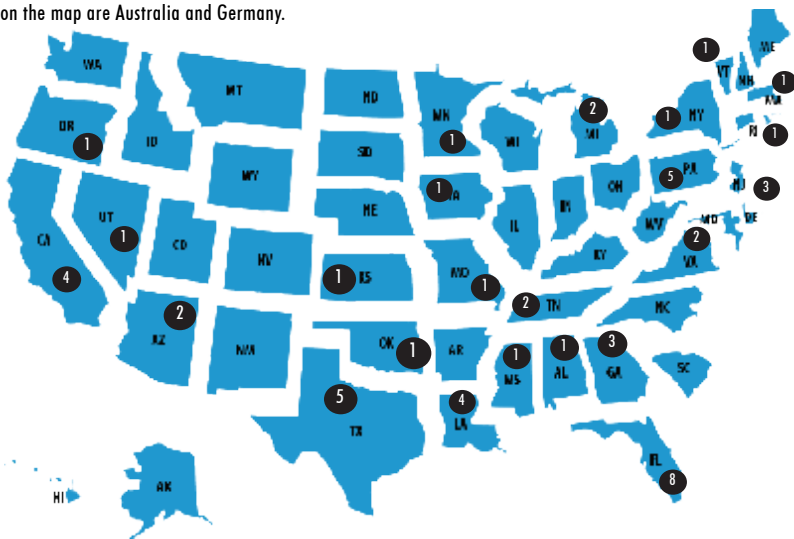
*It was the 13th time in Brown's three seasons with the Giants that he kicked at least three field goals in a game, and the fifth time he booted at least four. This was his second four-field goal game of the season; he kicked four at Dallas on Sept. 13.

*The 53-yarder was Brown's second field goal this season of at least 50 yards (he had a 50-yarder at Dallas), and his longest since he kicked a 53-yarder vs. Philadelphia on Dec. 28, 2014.



GIANT STATE OF MIND

HOMETOWN HEROS The Giants players represent 21 states and 2 countries. Below is a breakdown. *Not seen on the map are Australia and Germany.



ALABAMA (1)

LARRY DONNELL

ARIZONA (2)

PRINCE AMUKAMARA
DEVON KENNARD

CALIFORNIA (4)

LEON MCFADDEN
GEOFF SCHWARTZ
UANI UNGA
SHANE VEREEN

CONNECTICUT (1)

WILL TYE

FLORIDA (8)

ERECK FLOWERS
BOBBY HART
JAYRON HOSLEY
BRANDON MERIWEATHER
JASON PIERRE-PAUL
DOMINIQUE RODGERS-CROMARTIE
GEORGE SELVIE
J.T. THOMAS III

GEORGIA (3)

JASPER BRINKLEY
GEREMY DAVIS
DWAYNE HARRIS
JAMES MORRIS

KANSAS CITY (1)

TRAMAIN JACOBS

LOUISIANA (4)

ODELL BECKHAM JR.
LONDON COLLINS
ELI MANNING
RUEBEN RANDLE

MASSACHUSETTS (1)

ZAK DEOSSIE

MICHIGAN (2)

CULLEN JENKINS
MYLES WHITE

MINNESOTA (1)

CRAIG DAHL

MISSISSIPPI (1)

TRUMAINE MCBRIDE

NEW JERSEY (3)

ROBERT AYERS JR.
JONATHAN CASSILLAS
VICTOR CRUZ

NEW YORK (1)

JAY BROMLEY

OKLAHOMA (1)

JOSH BROWN

OREGON (1)

OWA ODIGHIZUWA

PENNSYLVANIA (5)

MARK HERZLICH
RYAN NASSIB
JUSTIN PUGH
ANDRE WILLIAMS
WILL BEATTY

TENNESSEE (2)

ORLEANS DARKWA
JOHN JERRY

TEXAS (5)

DAMONTRE' MOORE
MARSHALL NEWHOUSE
WESTON RICHBURG
TREVIN WADE

UTAH (1)

NIKITA WHITLOCK

DALLAS REYNOLDS

VIRGINIA (1)

RASHAD JENNINGS

AUSTRALIA (1)

BRAD WING

GERMANY (1)

MARKUS KUHN

GAME NOTES

2015 ROSTER FACTS

Oldest Giants Player: K Josh Brown, 36

Youngest Giants Player: S Landon Collins & T Ereck Flowers, 21

Heaviest Giants Player: G John Jerry & Geoff Schwartz, 340 lbs.

Lightest Giants Player: CB Jayron Hosley, 178 lbs.

Tallest Giants Player: TE Larry Donnell & G Geoff Schwartz, 6-6

Shortest Giants Player: Five Players, 5-10

Coaches who played football professionally: 4 – Larry Izzo (assistant special teams), David Merritt Sr. (secondary/safeties), Markus Paul (assistant strength and conditioning), Lunda Wells (assistant offensive line)

Most Seasons with the Giants: QB Eli Manning, 12th season

Most NFL seasons: K Josh Brown, 13th season

College with the most Giants: Ole Miss, 3 – G Jerry John, QB Eli Manning, CB Trumaine McBride; LSU, 3 – WR Odell Beckham Jr., WR Rueben Randle, P Brad Wing

Former 1st round picks: 8 – CB Prince Amukamara (2011 - Giants), DE Robert Ayers Jr. (2009 - Broncos), WR Odell Beckham Jr. (2014 - Giants), T Ereck Flowers (2015-Giants), QB Eli Manning (2004 - Chargers), S Brandon Meriweather (2007 - Patriots), G Justin Pugh (2013 - Giants), CB Dominique Rodgers-Cromartie (2008 - Cardinals)

QUOTE OF THE WEEK

Quotable on the defense performance: "Any time you hold them to 18 points it feels good, but at the end of the day we just came out here and played some great football. Coach Spags gave a speech and he told us what we needed to do and we executed our game in practice pretty well and that's what we came out here and did."

DE JASON PIERRE-PAUL

GIANTS/PATRIOTS 2015 TEAM COMPARISONS

*All based on NFL Rankings

	Giants	Patriots
Record	5-4	8-0
Division Standing	1st	1st
Turnover Margin	+12 (1st)	+7 (T2nd)
Offense		
Yds Per Game	349.7 (21st)	420.3 (2nd)
Yds Per Play	5.42 (19th)	6.26 (2nd)
Points Per Game	27.4 (5th)	34.5 (1st)
Possession Average	28:32 (27th)	30:26 (15th)
Rushing Yds Per Game	96.7 (24th)	94.8 (26th)
Passing Yds Per Game	253.0 (14th)	325.5 (3rd)
Had Intercepted	6	2
Sacks Allowed/Yards	12/62	18/105
Fumbles/Lost	9/3	7/3
Third Down Pct.	40.8% (13th)	48.5% (1st)
Red Zone TD Pct.	48.4% (24th)	68.4% (3rd)
Give-Aways	9	5
Defense		
Yds Per Game	422.8 (32nd)	334.0 (8th)
Yds Per Play	6.14 (30th)	5.19 (7th)
Points Per Game	25.1 (19th)	17.9 (5th)
Rushing Yds Per Game	114.8 (22nd)	89.3 (3rd)
Passing Yds Per Game	308.0 (31st)	244.8 (16th)
Interceptions	13	9
Sacks/Yards	9/60	27/188
Opponents Fumbles/Lost	19/8	10/3
Third Down Pct.	47.6% (31st)	41.3% (24th)
Red Zone TD Pct.	53.6% (12th)	61.9% (22nd)
Take-Aways	21	12
Special Teams		
Punt-Average Yds (Gross)	45.2	45.0
Punt-Average Yds (Net)	40.8	41.8
Punt Returns-Avg. Per	7.8	8.8
Punt Returns-Avg. Per Allowed	6.4	4.8
Kickoff Returns-Avg. Per	29.2	16.4
Kickoff>Returns-Avg. Per Allowed	21.1	21.5
Field Goals Made/Attempts	19/19	19/19
Penalties		
Penalties Against/Yds	63/505	57/499
Opp. Penalties Against/Yds	74/611	62/580

GAME NOTES



NEW YORK GIANTS

2015 TALE OF THE TAPE

Giants		Opponents
247	Points Scored	226
188	First Downs	215
49/120	3rd Down Conversions	59/124
2820	Offensive Yards	3420
870	Net Rushing Yards	1033
2277	Net Passing Yards	2772
19/19	Field Goals	17/19
27	Touchdowns	25
3	Rushing TDs	6
19	Passing TDs	17
5	Return TDs	2
7.8	Punt Return Avg.	6.4
29.2	KO Return Avg.	21.1
9.0	Sacks	12.0

NEW ENGLAND PATRIOTS



2015 TALE OF THE TAPE

Patriots		Opponents
276	Points Scored	143
201	First Downs	161
49/101	3rd Down Conversions	45/109
3362	Offensive Yards	2672
758	Net Rushing Yards	714
2604	Net Passing Yards	1958
19/19	Field Goals	9/12
31	Touchdowns	17
9	Rushing TDs	4
22	Passing TDs	12
0	Return TDs	1
8.8	Punt Return Avg.	4.8
16.4	KO Return Avg.	21.5
27.0	Sacks	18.0

2015 TEAM LEADERS

Scoring:	Josh Brown	81
Pass Attempts:	Eli Manning	340
Pass Completions:	Eli Manning	224
Completion Pct:	Eli Manning	65.8%
Passing Yards:	Eli Manning	2339
Passing TDs:	Eli Manning	19
Rushing Yards:	Rashad Jennings	364
Rushing TDs:	3 tied	1
Avg. Yards-per-Rush:	Dwayne Harris	11.0
Receptions:	Odell Beckham Jr.	59
Receiving Yards:	Odell Beckham Jr.	759
Receiving TDs:	Odell Beckham Jr.	7
Avg. Yards-per-Rec:	Odell Beckham Jr.	12.9
Tackles:	Landon Collins	56
Sacks:	Damontre Moore	3.0
Interceptions:	D.Rodgers-Cromartie	3
Punt Returns:	Dwayne Harris	17
Punt Return Average:	Dwayne Harris	7.8
KO Returns:	D. Harris	13
KO Return Average:	Dwayne Harris	33.0
Punts:	Brad Wing	40
Punting Average:	Brad Wing	45.2

2015 TEAM LEADERS

Scoring:	Stephen Gostkowski	88
Pass Attempts:	Tom Brady	328
Pass Completions:	Tom Brady	225
Completion Pct:	Tom Brady	68.6%
Passing Yards:	Tom Brady	2709
Passing TDs:	Tom Brady	22
Rushing Yards:	LeGarrette Blount	447
Rushing TDs:	LeGarrette Blount	5
Avg. Yards-per-Rush:	Julian Edelman	7.7
Receptions:	Julian Edelman	57
Receiving Yards:	Rob Gronkowski	693
Receiving TDs:	Edelman/Gronkowski	7
Avg. Yards-per-Rec:	3 tied	15.8
Tackles:	Jamie Collins	51
Sacks:	Chandler Jones	9.5
Interceptions:	Logan Ryan	4
Punt Returns:	Danny Amendola	13
Punt Return Average:	Danny Amendola	9.3
KO Returns:	Danny Amendola	4
KO Return Average:	Danny Amendola	25.3
Punts:	Ryan Allen	25
Punting Average:	Ryan Allen	45.0

GAME NOTES

GIANTS/PATRIOTS REG. SEASON SERIES BREAKDOWN

Series Meetings:	9
Giants' Record:	4-5-0 (Home: 1-3-0 / Away: 3-2-0)
First Game:	NYG 16, at NE 0 (10/18/70)
Last Game:	NYG 24, at NE 20 (11/6/11)
Current Streak:	Won 1
Longest NYG Win Streak:	2 (11/8/87 – 12/30/90)
Longest NE Win Streak:	4 (12/21/96 – 12/29/07)
Last NYG Home Win:	11/8/87: at NYG 17, NE 10
Last NYG Home Loss:	12/29/07: NE 38, at NYG 35
Last NYG Road Win:	11/6/11: NYG 24, at NE 20
Last NYG Road Loss:	10/12/03: at NE 17, NYG 6
NYG Shutouts:	1, (10/18/70: NYG 16, at NE 0
NE Shutouts:	none
Most NYG Points:	35 (12/29/07): NE 38, at NYG 35
Most NE Points:	38, (12/29/07): NE 38, at NYG 35
Total NYG Points:	167
Total NE Points:	162
Average NYG Points:	18.5
Average NE Points:	18
Largest NYG Win:	16, (10/18/70): NYG 16, at NE 0
Largest NE Win:	11, (10/12/03): at NE 17, NYG 6
Most Pts., Both Teams:	73, (12/29/07): NE 38, at NYG 35
Fewest Pts., Both Teams:	16, (10/18/70): NYG 16, at NE 0

GIANTS PLAYERS VS. PATRIOTS ALL-TIME

PASSING							
PLAYER	G	A-C-I	YDS	Pct.	TD	Sk/Lst	Rtg
MANNING	4	145-91-3	1052	62.8	9	7/36	96.7

RUSHING						
PLAYER	G	Att.	Yds	Avg.	Lg	TD
JENNINGS	1	2	25	12.5	22	0

RECEIVING						
PLAYER	G	Rec.	Yds	Avg.	Lg	TD
CRUZ	2	10	116	11.6	23	1
JENNINGS	1	3	19	6.3	13	0

KICKOFF RETURNS						
PLAYER	G	KOR	Yds	Avg.	Lg	TD
D. HARRIS	1	1	18	18.0	18	0

PUNT RETURNS							
PLAYER	G	PR	FC	Yds	Avg.	Lg	TD
D. HARRIS	1	2	0	3	1.5	4	0

KICKING								
PLAYER	G	FG	FGA	Lg	XP	XPA	KO	TB
J. BROWN	2	7	7	44	1	1	10	1

DEFENSE										
PLAYER	G	UA	A	Tot	Sk	Yds	INT	PD	FF	FR
AYERS JR.	6	5	3	8	1.0	11.0	0	0	0	0
JENKINS	2	6	0	6	0.0	0.0	0	0	0	0
PIERRE-PAUL	2	3	2	5	1.0	4.0	0	2	0	0
SELVIE	1	1	0	1	0.0	0.0	0	0	0	0

2015 HONOR ROLL

QB ELI MANNING

* NFC Offensive Player of the Week

(Week 5 vs. San Francisco)

Manning completed 41 of 54 passes for 441 yards, three touchdowns and one interception for a passer rating of 110.2 in the team's 30-27 victory over the 49ers. Manning's 41 completions are a Giants franchise record, his 54 attempts are a career high, and the 441 yards are the third-highest total of his career.

WR DWAYNE HARRIS

* NFC Special Teams Player of the Week

(Week 7 at Dallas)

Harris scored the deciding points with his 100-yard kickoff return with 7:01 remaining in the fourth quarter. It was the first kickoff return in Giants history that accounted for the deciding points in the fourth quarter of a game in which the Giants trailed or were tied.

2015 INTERESTING FACTS

* The 2015 schedule features 3 Super Bowl rematches. In Week 4, the Giants defeated the Bills, 24-10, and this week the Giants face the Patriots (XLII and XLVI).

* 2015 marks the 80th anniversary of the Giants retiring Ray Flaherty's No. 1 jersey. Flaherty was the first professional athlete to have his number retired (1935).

* The 43 Super Bowl MVPs will be celebrated all season, culminating at Super Bowl 50 when they will be recognized on field. [Eli Manning is one of five winners of multiple Super Bowl MVPs: Tom Brady (3), Joe Montana (3), Eli Manning (2), Terry Bradshaw (2) and Bart Starr (2).]

GAME NOTES

WHAT TO WATCH FOR

Head Coach Tom Coughlin

* Needs 1 win (170) to tie Mike Shanahan for 11th place on the NFL's career list.

Giants

- * Seek 4th straight win at home.
- * Need four victories to become the third team in NFL history to reach 700 total victories.
- * Aim for 5th consecutive game with at least 2 takeaways.
- * Aim for 4th consecutive game with at least 1 return touchdown.

QB Eli Manning

- * On Sunday, Manning will appear in his 180th career game as a Giants, which will move him into 7th place on the team's career list of games played.
- * Needs 1 TD pass to reach 20 TD passes for the 10th season in his career.

TE Larry Donnell

- * Needs 5 catches to record 100 career receptions.

WR Odell Beckham Jr.

- * Aims for 20th consecutive game with at least 4 receptions.
- * Seeks 3rd straight game with 100+ receiving yards.

WR Rueben Randle

- * Aims for 26th consecutive game with at least 1 reception.

RB Shane Vereen

- * Aims for 6th straight game with at least 1 reception.
- * Aims for 3rd consecutive game with TD catch.

S Landon Collins

- * Aims for 9th consecutive game with at least 5 tackles.

KR/WR Dwayne Harris

- * Aims for 5th consecutive game with a kick return for 25+ yards.

K Josh Brown

- * Aims for 24th consecutive field goal made since Dec. 28, 2014.

COMBINED COACHING EXPERIENCE

Overall, the Giants coaching staff (20 coaches including the Strength and Conditioning department) has 429 years of coaching experience in the NFL (229) and college (200).

COACH	POSITION	NFL	COLLEGE	TOTAL
Tom Coughlin	Head Coach	28	18	46
Ben McAdoo	Off. Coordinator	12	3	15
Steve Spagnuolo	Def. Coordinator	20	14	34
Tom Quinn	Special Teams Coordinator	10	15	25
Joe Danos	Asst. Strength & Conditioning	3	8	11
Pat Flaherty	Offensive Line	16	20	36
Kevin M. Gillbride	Tight Ends	6	7	13
Jim Herrmann	Linebackers	10	20	30
Larry Izzo	Asst. Special Teams	5	0	5
Craig Johnson	Running Backs	16	17	33
Robbie Leonard	Defensive Asst.	3	3	6
Dave Merritt	Secondary/Safeties	15	4	19
Robert Nunn	Defensive Line	16	12	28
Jerry Palmieri	Strength & Conditioning	21	13	34
Markus Paul	Asst. Strength & Conditioning	13	0	13
Ryan Roeder	Offensive Asst.	3	9	12
Sean Ryan	Wide Receivers	9	10	19
Mike Sullivan	Quarterbacks	13	9	22
Tim Walton	Secondary/Corners	6	14	20
Lunda Wells	Asst. Offensive Line	4	4	8
TOTAL		229	200	429



The Giants will wear white pants instead of the traditional gray this week vs. New England.

GIANTS TO WEAR ALTERNATE UNIFORM

WEEK 10

NOV. 15

vs. PATRIOTS



AT METLIFE STADIUM

The Giants are 3-1 at MetLife

Stadium this season. The Giants won their third consecutive game at home by defeating the Dallas Cowboys in Week 7.

GAME NOTES

▶ [CONNECTIONS]

GIANTS CONNECTIONS Assistant special teams Coach **Larry Izzo** was a three-time Super Bowl champion and a three-time Pro Bowler with the Patriots. His teammates selected him as a special teams captain nine times, including eight in New England...Assistant strength and conditioning coach **Markus Paul** won 3 Super Bowl rings with the Patriots (2001, 2003, 2004). He was an assistant strength and conditioning coach with New England from 2000-2004...Director of pro personnel **Ken Sternfeld** spent 21 years with the New England Patriots in a variety of capacities, primarily in scouting, before joining the Giants in 2002...After being traded to the Patriots in 2014, linebacker **Jonathan Casillas** played in 8 games with 3 starts, and appeared in all 3 of New England's postseason games...Running back **Shane Vereen** was originally a 2nd round (56th pick overall) draft choice by the New England Patriots in 2011. Vereen played in 42 regular-season games with 8 starts and in 7 postseason games with 3 starts. Vereen also set a Super Bowl record for receptions by a running back with 11 in the Patriots' victory over Seattle in Super Bowl XLIX.

PATRIOTS CONNECTIONS Patriots head coach **Bill Belichick** was the special teams coach and defensive assistant for the Giants in 1979. He was the linebackers coach/special teams coach from 1980-1984. Belichick tutored Pro Football Hall of Famers Lawrence Taylor and Harry Carson. Belichick became the defensive coordinator from 1985-1990...Patriots offensive line coach **Dave DeGuglielmo** was the assistant offensive line/quality control coach with the Giants from 2004-2008. During his tenure, the Giants consistently ranked in the top 10 in the NFL in many rushing categories and made the playoffs 4 consecutive years for the first time in franchise history...Head strength and conditioning coach for the New England, **Harold Nash**, signed with the Giants as an undrafted free agent following his college career and was a member of the team during training camp in 1993...**Ernie Adams**, football research director for the Patriots, was an offensive assistant with the Giants from 1979-1981 and director of pro personnel from 1982-1985...Assistant athletic trainer for the Patriots, **Dave Granito**, was a Giants intern in 1998 and 2001...Patriots tight end **Scott Chandler** signed with the Giants in 2009 but was inactive for the final two regular season games.

PATRIOTS WITH NEW JERSEY/NEW YORK CONNECTIONS Safety Coach **Brian Flores** is a native of Brooklyn, N.Y., where he attended Poly Prep and played running back and linebacker... Assistant athletic trainer **Dave Granito** is a native of Emerson, NJ and a graduate of Kean University in Union, NJ. Granito also interned with the Giants in 1998 & 2001... Defensive tackle **Dominique Easley** attended Curtis High School in Staten Island and received EA Sports All-American honors after leading Curtis High to the 2009 Public Schools Athletic League championship... Running back **Dion Lewis** is a native of Blairstown, NJ and attended Blair Academy, where he was named New Jersey Prep Offensive Player of the Year in 2008. Lewis helped lead Blair Academy to two Mid-Atlantic Prep League Championships and a New Jersey Prep state title... Defensive back **Devin McCourty** is a native of Montvale, NJ and attended Saint Joseph's High School, where he and his twin brother Jason were recently inducted to the school's hall of fame. McCourty also attended Rutgers University, where he started 39 of 52 games at cornerback and received Academic All-Big East honors in 2006 and 2007...Cornerback **Logan Ryan** is a native of Voorhees, NJ and a graduate of Rutgers University.

▶ [GIANTS VERSUS]

GIANTS vs. AFC EAST The Giants are 23-17 in regular season games vs. the AFC East.

COUGHLIN vs. PATRIOTS & AFC EAST Head Coach Tom Coughlin is 1-1 in regular season games vs. the Patriots since joining the Giants in 2004. In his most recent matchup, Coughlin's Giants defeated the Patriots, 24-20, at Gillette Stadium in Week 9 of the 2011 season. Against the rest of the AFC East since 2004, Coughlin is 3-0 vs. the Buffalo Bills, 2-0 vs. the Jets and 2-0 vs. the Miami Dolphins.

GAME NOTES



MEMORABLE GAMES VS. PATRIOTS

A look at the Giants-Patriots recent rivalry



WEEK 17
PATRIOTS 38, GIANTS 35
 GIANTS STADIUM - DEC. 29, 2007



With the fifth seed and a game against Tampa Bay in the NFC playoffs guaranteed, the Giants prepared to face the undefeated Patriots in the season finale. The debate outside the locker room was whether the Giants should rest their starters for the first playoff game or go all out and try to win the game and ruin New England's perfect season. To Tom Coughlin, it was never a question. He plays to win every time he takes the field.

The Giants gave the Patriots all they could handle, taking a 12-point lead in the third quarter before falling, 38-35 -- the most points allowed by New England all season.

Eli Manning tied a career high with four touchdowns passes while completing 22 of 32 throws for 251 yards. Plaxico Burress caught two of the scores, giving him a career-high 12 for the season and Brandon Jacobs and Kevin Boss caught one apiece. Domenik Hixon returned a kickoff for 74 yards for a touchdown.

For the Patriots, Tom Brady threw two touchdowns passes to Randy Moss, Laurence Maroney ran for two scores and Steve Gostkowski kicked three field goals.

PATRIOTS 38, GIANTS 35

	1	2	3	4	Total
NE	3	13	7	15	38
NYG	7	14	7	7	35

GIANTS

Passing

QB Eli Manning (251 yards, 4TDs)

Rushing

RB Brandon Jacobs (67 yards)

Receiving

WR Plaxico Burress (84 yards, 2TDs)

PATRIOTS

Passing

QB Tom Brady (356 yards, 2 TDs)

Rushing

RB Maroney (46 yards, 2 TDs)

Receiving

WR Wes Welker (122 yards)



GAME NOTES



SUPER BOWL XLIII GIANTS 17, PATRIOTS 14



UNIVERSITY OF PHOENIX STADIUM · FEB. 3, 2008

Super Bowl XLIII had a perfect ending, but the unexpected twist was that it belonged to the Giants. Eli Manning engineered a fourth quarter comeback drive for the ages and concluded perhaps the greatest postseason run in NFL history as the underdog

The Giants upset the previously undefeated New England Patriots, 17-14, in Super Bowl XLIII in University of Phoenix Stadium in Glendale, Ariz. The Giants won their third championship of the Super Bowl era — the first in 17 years - and seventh overall in what will surely be remembered as one of the most exciting title games in NFL history. It was the first of 42 Super Bowls in which the lead changed hands three times in the fourth quarter. Plaxico Burress scored the game-winning points with only 35 seconds remaining on a 13-yard pass from Manning. The score concluded a 12-play, 83-yard drive that commenced immediately after New England had taken a 14-10 lead with less than three minutes remaining. Manning, voted the game's most valuable player, completed 19 of 34 passes for 255 yards, two touchdowns and an interception, which deflected off Steve Smith's hands.

David Tyree scored the Giants' first touchdown and made an unbelievable catch on the game-winning drive. Ahmad Bradshaw and Brandon Jacobs combined for 87 rushing yards. Amani Toomer caught six passes for

84 yards and Smith added five for 50 yards. Lawrence Tynes kicked a 32-yard field goal, which ultimately proved to be the deciding points. The Giants' defense was magnificent. New England averaged almost 37 points a game in the regular season. The Giants held them to 14. The Patriots averaged 411.3 yards a game, but totaled only 274 in the Super Bowl.

The Patriots rushed for only 45 yards and did not have a run longer than nine yards. Tom Brady was sacked five times. Brady's six-yard touchdown pass to Randy Moss gave the Pats a 14-10 lead with just 2:42 remaining. Cornerback Corey Webster slipped on the play and New England reached the end zone at the end of a 12-play, 80-yard drive.

Manning responded by completing five of nine passes for 77 yards on the game-winning drive. The one everyone will long remember came on a third-and-five from the Giants' 44. Manning, seemingly about to be sacked, escaped, steadied himself and fired a pass down the middle of the field for Tyree, who was closely covered by safety Rodney Harrison. Both players jumped for the ball, which somehow landed on top of Tyree's helmet. But the receiver wrestled the ball away from Harrison for what may well be the greatest catch in Super Bowl history. The 32-yard gain gave the Giants a first down at the New England 24. Three players later, Smith picked up a huge first down and Manning followed with the game-winning throw to Burress.



GIANTS 17, PATRIOTS 14

University of Phoenix Stadium · Feb. 3, 2008

	1	2	3	4	Total
NYG	3	0	0	7	17
NE	0	7	0	7	14

GIANTS

Passing

QB Eli Manning (255 yards, 2TDs)

Rushing

RB Ahmad Bradshaw (45 yards)

Receiving

WR Amani Toomer (84 yards)

PATRIOTS

Passing

QB Tom Brady (266 yards, 1TD)

Rushing

RB Lawrence Maroney (36 yards)

Receiving

WR Wes Welker (103 yards)

GAME NOTES



WEEK 8

GIANTS 24, PATRIOTS 20

GILLETTE STADIUM • NOV. 6, 2011



In a game with an eerily similar conclusion to the finishes of Super Bowls XLII and XLVI, Eli Manning threw two touchdown passes in the final 3:03, including the one-yard game-winner to Jake Ballard with just 15 seconds left, as the Giants defeated the Patriots, 24-20, three months before the teams met in the Super Bowl.

The teams traded the lead three times in the fourth quarter, just as they did in their first Super Bowl clash. In that game, the Giants ruined New England's perfect season. This time, they ended the Patriots' 20-game regular season home winning streak.

New England took a three-point lead on Tom Brady's 14-yard touchdown pass to tight end Rob Gronkowski with 1:36 remaining. Manning and the Giants responded with an 80-yard drive that was highlighted by Ballard's terrific 28-yard reception on third-and-10. Four plays and a pass interference penalty later, Manning found Ballard for the winning touchdown.

Manning completed 20 of 39 passes for 250 yards — 179 in the second half.

Neither team scored a point in the first half and the third quarter ended with the Giants holding a 10-3 lead. The

Patriots took their first lead at 13-10 with 7:08 remaining. Manning led the Giants on an eight-play, 85-yard drive that was aided by a 35-yard pass interference penalty on Kyle Arrington. It ended when Manning floated a perfect 10-yard touchdown pass to Mario Manningham on third-and-five for a 17-13 lead, a precursor to the thrilling finish.

GIANTS 24, PATRIOTS 20

	1	2	3	4	Total
NYG	0	0	10	14	24
NE	0	0	3	7	20

GIANTS

Passing

QB Eli Manning (250 yards, 2TDs)

Rushing

RB Brandon Jacobs (72 yards, 1TD)

Receiving

WR Victor Cruz (91 yards)

PATRIOTS

Passing

QB Tom Brady (342 yards, 2TDs)

Rushing

RB Green-Ellis (52 yards)

Receiving

WR Wes Welker (136 yards)



GAME NOTES



SUPER BOWL XLVI
GIANTS 21, PATRIOTS 17



LUCAS OIL STADIUM • FEB. 5, 2012

History happily repeated itself for the Giants in Super Bowl XLVI. Ahmad Bradshaw scored on a six-yard run with 57 seconds remaining in the game and the defense withstood one final assault from Tom Brady as the Giants defeated the Patriots, 21-17, in Lucas Oil Stadium. The Giants won their fourth Super Bowl and eighth championship in franchise history in a game that was eerily similar to their victory over the same opponent in Super Bowl XLII four years earlier. Eli Manning completed his first nine passes and 30 of 40 overall for 296 yards and a touchdown to win his second Pete Rozelle Trophy as the game's Most Valuable Player. He was at his best in the fourth quarter,

when he hit 10 of 14 passes for 118 yards, including a pinpoint 38-yarder to Mario Manningham to start the game-winning 88-yard, nine-play masterpiece that was completed in 2:49. In addition to Bradshaw's touchdown, the Giants scored on Manning's two-yard touchdown pass to Victor Cruz, Lawrence Tynes field goals of 38 and 33 yards and a safety when Brady was penalized for intentional grounding in the end zone. New England's points came on Brady touchdown passes of four yards to Danny Woodhead and 12 yards to Aaron Hernandez and Steve Gostkowski's 29-yard field goal.

GIANTS 24, PATRIOTS 17

	1	2	3	4	Total
NYG	9	0	6	6	21
NE	0	10	7	0	17

GIANTS

Passing

QB Eli Manning (296 yards, 1TD)

Rushing

RB Ahmad Bradshaw (72 yards, 1TD)

Receiving

WR Hakeem Nicks (109 yards)

PATRIOTS

Passing

QB Tom Brady (276 yards, 2TDs)

Rushing

RB Green-Ellis (44 yards)

Receiving

TE Hernandez (67 yards, 1TD)



GAME NOTES

LUCKY NUMBER 700 The New York Giants need four victories to become the third team in NFL history to reach 700 total victories. The Giants (696-583-33) would join Chicago (754-568-42) and Green Bay (746-563-37) as the only teams to accomplish the feat.

GIANTS ARE MOST FREQUENT SUPER BOWL TEAM OVER LAST 30 YEARS The Giants have won five NFC championships since the 1984 season and are tied for the most conference titles with San Francisco over the last 30 years. Additionally, the Giants' two conference championships over the last seven years ties for the most NFC titles with Seattle.

**MOST SUPER BOWL WINS
IN LAST 10 YEARS (2004-14)**

New York Giants.....	2
New England.....	2
Pittsburgh.....	2
5 Other Teams.....	1

**MOST SUPER BOWL WINS
IN LAST 30 YEARS (1984-2014)**

New York Giants.....	4
New England.....	4
San Francisco.....	4
Dallas.....	3
5 Other Teams.....	2
6 Other Teams.....	1

**MOST NFC CHAMPIONSHIPS
IN LAST 7 YEARS (2007-14)**

New York Giants.....	2
Seattle.....	2
3 Other Teams.....	1

**MOST NFC CHAMPIONSHIPS
IN LAST 15 YEARS (1999-2014)**

New York Giants.....	3
Seattle.....	3
St. Louis.....	2
7 Other Teams.....	1

**MOST NFC CHAMPIONSHIPS
IN LAST 30 YEARS (1984-2014)**

New York Giants.....	5
San Francisco.....	5
4 Other Teams.....	3

DEJA VU? The Giants face the AFC East division this season. In the last 11 meetings against AFC East teams, the Giants have 10 wins, including 2 Super Bowl victories. Below are the games and records from the last 11 times the Giants have faced the AFC East.

DATE	2007 SEASON AFC EAST OPP	SCORE
10/7	NY JETS	35-24 (W)
10/28	MIAMI	13-10 (W)
12/23	BUFFALO	38-21 (W)
12/28	NEW ENGLAND	35-38 (L)
2/3**	NEW ENGLAND	17-14 (W)

**SUPER BOWL XLII

DATE	2011 SEASON AFC EAST OPP	SCORE
10/16	BUFFALO	27-24 (W)
10/30	MIAMI	20-17 (W)
11/6	NEW ENGLAND	24-20 (W)
12/24	NY JETS	29-14 (W)
2/5**	NEW ENGLAND	21-17 (W)

**SUPER BOWL XLVI

DATE	2015 SEASON AFC EAST OPP	SCORE
10/4	BUFFALO	W, 24-10
11/15	NEW ENGLAND	4:25 P.M.
12/6	NY JETS	1:00 P.M.
12/14	MIAMI	8:30 P.M.

COACHES CORNER



TOM COUGHLIN
NFL Record: 181-151 (Overall)
NFL Head Coach: 20th year



Tom Coughlin is one of the finest, most successful, and most admired coaches in NFL history.

His signature achievements are the Giants' victories against the New England Patriots in Super Bowls XLII and XLVI. Coughlin's 2-0 record in Super Bowls makes him the 13th head coach to win multiple Super Bowls and is one of 18 coaches with a perfect Super Bowl record.

Coughlin was named the 16th head coach in Giants history on January 6, 2004. This season marks Coughlin's 12th with the Giants and 20th as an NFL head coach. Coughlin has the NFL's third-longest head coaching tenure with one team, behind New England's Bill Belichick (entering his 15th season with the team) and Cincinnati's Marvin Lewis (entering his 12th).

In his 20 years at the helm of an NFL team (12 years with the Giants & 8 years with the Jaguars), Coughlin holds an overall career record of 181-151. In his 12 years with New York, Coughlin has a 101-84 record with the team. In the postseason Coughlin has produced a 12-7 record (.632), including victories in Super Bowl XLII & XLVI.

Last year, Coughlin passed Mike Holmgren (161 career victories) and Jeff Fisher (163 career victories) to move into 13th place on the NFL's career coaching list. He has 169 victories and needs three victories to crack the top 10.

Coughlin's eight Giants postseason victories tie him with Parcells for the franchise record. Coughlin has led the Giants to two NFC East titles and five playoff berths in nine years.



BILL BELICHIK
NFL Record: 241-118 (Overall)
NFL Head Coach: 21st year



Bill Belichick is in his 41st season as an NFL coach and won his fourth Super Bowl last season, tying Pittsburgh's Chuck Noll for most Super Bowl wins by a head coach. Belichick is one of only five head coaches with four or more titles in NFL history. He is also the only head coach in NFL history to win three Super Bowl championships in a four-year span.

He leads all active coaches and is currently fourth all-time with 240 total victories as a head coach. Patriot's Chairman and CEO Robert Kraft hired Belichick on January 27, 2000.

Belichick has delivered New England four Super Bowl championships, six conference titles, 12 division crowns and 21 playoff victories, while posting an overall record of 201-73.

Belichick directed the Patriots to victories in Super Bowls XXXVI (2001), XXXVIII (2003), XXXIX (2004) and XLIX (2014), and in 2007 he became the first NFL head coach to guide his team to a 16-0 regular season.

Belichick has led the Patriots to a winning record in each of the last 14 seasons. His 22 career playoff wins are the most all-time among head coaches, while New England's 14 playoff victories from 2000-09 are tied for the most in any decade in NFL history.

Belichick has 241 career wins and a career winning percentage of .670, placing third in NFL history among all NFL coaches with at least 150 career victories.

Additionally, Belichick is the first head coach in NFL history to lead a team to three straight 500-point seasons (2010-12) and the Patriots are the first franchise in NFL history to score 500 or more points in four seasons (2007-589, 2010-518, 2011-513, and 2012-557).

Tom Coughlin		Bill Belichick	
181-151	Overall Record	241-118	
3-1 (0-0)	Career Head-to-Head RS (PS)	1-3 (0-0)	
12	Years as Team's Head Coach	16	
20	Years as NFL Head Coach	21	
3-1 (2-0)	RS Record vs. Opponent (PS)	2-1 (0-2)	

COUGHLIN NOTES

GIANTS HEAD COACHES' RECORDS

Coach	Seasons	REGULAR SEASON			T	Pct
		Years	W	L		
Robert Folwell	1925	1	8	4	0	.667
Joseph Alexander	1926	1	8	4	1	.667
Earl Potteiger	1927-28	2	15	8	3	.635
LeRoy Andrews*	1929-30	2	24	5	1	.817
Benny Friedman	1930	1	2	0	0	.333
Steve Owen	1930-53	23	153	100	17	.598
Jim Lee Howell	1954-60	7	53	27	4	.655
Allie Sherman	1961-68	8	57	51	4	.527
Alex Webster	1969-73	5	29	40	1	.421
Bill Arnsparger#	1974-76	3	7	28	0	.200
John McVay	1976-78	3	14	23	0	.378
Ray Perkins	1979-82	4	23	34	0	.404
Bill Parcells	1983-90	8	77	49	1	.610
Ray Handley	1991-92	2	14	18	0	.438
Dan Reeves	1993-96	4	31	33	0	.484
Jim Fassel	1997-03	7	58	53	1	.522
Tom Coughlin	2004-15	12	101	84	0	.545

*Andrews was replaced by Friedman and Owen after 15 games in 1930

#Arnsparger was replaced by McVay after first seven games in 1976.

Coach	G	POSTSEASON			T	Pct
		Seasons	W	L		
Steve Owen	10	1930-53	2	8	0	.200
Jim Lee Howell	4	1954-60	2	2	0	.500
Allie Sherman	3	1961-68	0	3	0	.000
Ray Perkins	2	1979-82	1	1	0	.500
Bill Parcells	11	1983-90	8	3	0	.727
Dan Reeves	2	1993-96	1	1	0	.500
Jim Fassel	5	1997-03	2	3	0	.400
Tom Coughlin	11	2004-15	8	3	0	.727

Coach	G	OPENING DAY GAMES			T	Pct
		Seasons	W	L		
Robert Folwell	1	1925	0	1	0	.000
Joseph Alexander	1	1926	1	0	0	1.000
Earl Potteiger	2	1927-28	2	0	0	1.000
LeRoy Andrews	2	1929-30	1	0	1	.750
Steve Owen	23	1930-53	13	7	3	.630
Jim Lee Howell	7	1954-60	5	2	0	.714
Allie Sherman	8	1961-68	3	4	1	.438
Alex Webster	5	1969-73	3	2	0	.600
Bill Arnsparger	3	1974-76	1	2	0	.333
John McVay	2	1976-78	2	0	0	1.000
Ray Perkins	4	1979-82	1	3	0	.250
Bill Parcells	8	1983-90	5	3	0	.625
Ray Handley	2	1991-92	1	1	0	.500
Dan Reeves	4	1993-96	2	2	0	.500
Jim Fassel	7	1997-03	5	2	0	.714
Tom Coughlin	12	2004-15	4	8	0	.300

COUGHLIN NOTES

'... SUPERIOR IN ACTION.'

Tom Coughlin ranks 12th on the all-time regular season coaching victories list. Coughlin (169) needs four wins to surpass Bill Parcells (172), and Mike Shanahan (170) for the 10th most regular season victories by a head coach in NFL history. He is also 11th in total victories (180 total victories). Coughlin is currently second among active coaches in regular season and total career victories.

TOP 25 COACHES: REGULAR SEASON VICTORIES

1. Don Shula	328
2. George Halas	318
3. Tom Landry	250
4. Curly Lambeau	226
5. Bill Belichick*	219
6. Marty Schottenheimer	200
7. Chuck Noll	193
8. Dan Reeves	190
9. Chuck Knox	186
10. Bill Parcells	172
11. Mike Shanahan	170
12. Tom Coughlin*	169
13. Paul Brown	166
14. Jeff Fisher*	166
15. Mike Holmgren	161
16. Bud Grant	158
17. Joe Gibbs	154
18. Andy Reid*	153
19. Steve Owen	151
20. Bill Cowher	149
21. Marvy Levy	143
22. Tony Dungy	139
23. Hank Stram	131
24. Weeb Ewbank	130
25. Jim Mora	125

*Active

TOP 25 COACHES: TOTAL CAREER VICTORIES

	REG	POST	TOTAL
1. Don Shula	328	19	347
2. George Halas	318	6	324
3. Tom Landry	250	20	270
4. Bill Belichick*	219	22	241
5. Curly Lambeau	226	3	229
6. Chuck Noll	193	16	209
7. Marty Schottenheimer	200	5	205
8. Dan Reeves	190	11	201
9. Chuck Knox	186	7	193
10. Bill Parcells	172	11	183
11. Tom Coughlin*	169	12	181
12. Mike Shanahan	170	8	178
13. Mike Holmgren	161	13	174
14. Joe Gibbs	154	17	171
15. Paul Brown	166	4	170
16. Bud Grant	158	10	168
17. Jeff Fisher*	166	5	171
18. Bill Cowher	149	12	161
19. Andy Reid*	153	10	163
20. Marv Levy	143	11	154
21. Steve Owen	151	2	153
22. Tony Dungy	139	9	148
23. Hank Stram	131	5	136
24. Weeb Ewbank	130	4	134
25. Mike Ditka	121	6	127

*Active

100 CLUB

In Week 7, Tom Coughlin joined Pro Football Hall of Famer Steve Owen (153) as the only head coaches in franchise history to reach 100 regular season victories.



GIANTS HEAD COACH RECORDS:

REGULAR SEASON

Coach	Seasons	Yrs	W	L	T	Pct
Steve Owen	1931-53	23	153	100	17	.598
Tom Coughlin	2004-15	12	101	84	0	.545
Bill Parcells	1983-90	8	77	49	1	.610
Jim Fassel	1997-03	7	58	53	1	.522
Allie Sherman	1961-68	8	57	51	4	.527
Jim Lee Howell	1954-60	7	53	27	4	.655
Dan Reeves	1993-96	4	31	33	0	.484
Alex Webster	1969-73	5	29	40	1	.421
LeRoy Andrews*	1929-30	2	24	5	1	.817
Ray Perkins	1979-82	4	23	34	0	.404
Earl Potteiger	1927-28	2	15	8	3	.635
Ray Handley	1991-92	2	14	18	0	.438
John McVay	1976-78	3	14	23	0	.378
Robert Folwell	1925	1	8	4	0	.667
Joseph Alexander	1926	1	8	4	1	.667
Bill Arnsparger#	1974-76	3	7	28	0	.200
Benny Friedman	1930	1	2	0	0	.333

*Andrews was replaced by Friedman and Owen after 15 games in 1930.
#Arnsparger was replaced by McVay after first seven games in 1976

COUGHLIN NOTES

TOM COUGHLIN'S RECORD WHEN...

Categories	2015	2004-Present
Giants at home	3-1	52-40
Giants on the road	2-3	49-44
Giants indoors	2-2	14-10
Giants score first	2-2	66-30
Opponent scores first	3-2	34-54
Giants score on 1st possession	3-2	41-22
Giants score 20+ points	5-3	88-39
Giants score less than 20 points	0-1	13-46
Giants allow 20+ points	3-4	36-77
Giants allow less than 20 points	2-0	65-7
Giants lead after 1st quarter	3-0	57-17
Giants trail after 1st quarter	1-1	28-43
Score tied after 1st quarter	1-2	16-24
Giants lead at halftime	4-2	74-17
Giants trail at halftime	1-2	21-62
Score tied at halftime	0-0	6-6
Giants lead after 3rd quarter	5-2	79-12
Giants trail after 3rd quarter	0-2	19-71
Score tied after 3rd quarter	0-0	3-1
Game goes to overtime	0-0	6-2
Giants have + turnover ratio	2-2	65-15
Turnover ratio even	0-0	19-15
Giants have 30:00 + T.O.P.	5-0	79-30
Giants have less than 30:00 T.O.P.	0-4	21-53
Giants have 150-yard rusher	0-0	11-1
Giants have 300 yards net passing	1-1	12-18
Giants win coin toss	2-3	52-46
Giants lose coin toss	3-1	49-38
In September	1-2	21-19
In October	3-1	36-11
In November	1-1	17-28
In December	0-0	24-25
In January	0-0	3-1
On Sunday Night	1-1	11-16
On Monday Night	0-1	8-7
On Thursday Night	1-0	4-2
vs. NFC East overall	2-2	38-32
vs. NFC East at home	2-0	19-16
vs. NFC East on the road	0-2	19-16
vs. NFC	5-3	78-62
vs. NFC North	0-0	11-12
vs. NFC South	1-2	14-9
vs. NFC West	1-0	15-10
vs. AFC	0-0	23-21
vs. AFC North	0-0	5-7
vs. AFC South	0-0	5-7
vs. AFC East	0-0	7-1
vs. AFC West	0-0	6-6

COUGHLIN NOTES

COUGHLIN'S YEAR-BY-YEAR COACHING BREAKDOWN

YEAR	TEAM	REG. SEASON	POSTSEASON
1994	Jacksonville	---	
1995	Jacksonville	4-12	
1996	Jacksonville	9-7	NFC Champ. Game (2-1)
1997	Jacksonville	11-5	Playoffs (0-1)
1998	Jacksonville	11-5	Playoffs (1-1)
1999	Jacksonville	14-2	Playoffs (1-1)
2000	Jacksonville	7-9	
2001	Jacksonville	6-10	
2002	Jacksonville	6-10	
2004	New York Giants	6-10	
2005	New York Giants	11-5	Playoffs (0-1)
2006	New York Giants	8-8	Playoffs (0-1)
2007	New York Giants	10-6	S.B. XLII (4-0)
2008	New York Giants	12-4	Playoffs (0-1)
2009	New York Giants	8-8	
2010	New York Giants	10-6	
2011	New York Giants	9-7	S.B. XLVI (4-0)
2012	New York Giants	9-7	
2013	New York Giants	7-9	
2014	New York Giants	6-10	
2015	New York Giants	5-4	

BREAKDOWN OF T.C.'S NFL COACHING RECORD

CATEGORY	W	L	T	PCT.
Regular season record as an NFL head coach	169	144	0	.540
Postseason record as an NFL head coach	12	7	0	.632
Overall record as an NFL head coach	181	151	0	.545
Regular season record as an NFL assistant coach	57	52	2	.523
Postseason record as an NFL assistant coach	3	1	0	.750
Overall record as an NFL assistant coach	60	53	2	.530
Overall record coaching NFL	243	204	2	.543

PRO BOWL PLAYERS COACHED BY COUGHLIN

Tom Coughlin has coached 31 players who have earned a total of 57 Pro Bowl selections at 14 different positions during his career as a head coach.

PRO BOWL PLAYERS COACHED BY COUGHLIN AS A HEAD COACH

PLAYER	POS	PRO BOWLS	YEARS
TIKI BARBER	RB	3	2004-06
BRYAN BARKER	P	1	1997
ODELL BECKHAM JR.	WR	1	2014
TONY BOSELLI	OT	5	1996-2000
TONY BRACKENS	DE	1	1999
MARK BRUNELL	QB	3	1996-97, '99
JOHN CARNEY	K	1	2008
VICTOR CRUZ	WR	2	2011-12
ZAK DEOSSIE	LB	1	2008
DAVID DIEHL	G	1	2009
JEFF FEAGLES	P	1	2008
CHRIS HANSON	P	1	2002
KEVIN HARDY	LB	1	1999
MIKE HOLLIS	PK	1	1997
CARNELL LAKE	S	1	1999
ELI MANNING	QB	3	2008, '11-12
KEENAN MCCARDELL	WR	1	1996
SHAUN O'HARA	C	3	2008-10
ANTONIO PIERCE	LB	1	2006
JASON PIERRE-PAUL	DE	2	2011-12
ANREL ROLLE	S	2	2010, '13
LEON SEARCY	T	1	1999
JEREMY SHOCKEY	TE	2	2005-06
JIMMY SMITH	WR	5	1997-2001
STEVE SMITH	WR	1	2009
CHRIS SNEE	G	5	2008-12
MICHAEL STRAHAN	DE	1	2005
DAVID TYREE	WR	1	2005
JUSTIN TUCK	DE	2	2008, '10
OSI UMENYIORA	DE	2	2005, '07
GARY WALKER	DT	1	2001
TOTALS	31 PLRS./14 POS.	57	

COUGHLIN & MANNING: THE DYNAMIC DUO

Eli Manning made his 176th regular-season start as the Giants' quarterback under Coach Tom Coughlin. That is the third longest quarterback/head coach partnership in NFL history and second amongst active pairs.

MOST STARTS IN NFL HISTORY BY A QB/HEAD COACH PARTNERSHIP

QB/COACH	TEAM	YEARS	STARTS
BRADY/BELICHICK	PATRIOTS	2001-15	215*
MARINO/SHULA	DOLPHINS	1983-95	184
MANNING/COUGHLIN	GIANTS	2004-15	176*
BRADSHAW/NOLL	STEELERS	1970-83	158

*ACTIVE STREAK

OFFENSIVE NOTES

EASY ELI

On Nov. 1, 2015, Eli Manning had another game that was one for the books. Manning had his most passing touchdowns (6) and his 5th-highest passer rating (138.2) in his career.

PASSING

Attempts:	54 vs. San Francisco (10/11/15)
	53 vs. Philadelphia (12/28/14)
	53 at Seattle (11/27/05)
	53 vs. Washington (12/16/07)
	52 vs. Philadelphia (10/6/13)
	52 vs. Indianapolis (11/3/14)
	51 vs. Tampa Bay (9/16/12)
	49 vs. Denver (9/15/13)
	49 vs. Minnesota (11/25/07)
	48 vs. Dallas (11/14/10)
	48 vs. Tennessee (9/26/10)
	48 vs. Minnesota (11/13/05)
Completions:	41 vs. San Francisco (10/11/15)
	34 vs. Tennessee (9/26/10)
	33 at New Orleans (11/28/11)
	33 vs. Dallas (11/14/10)
Percentage:	78.8 (26 of 33) at Arizona (11/23/08)
	78.6 (22 of 28) at Washington (12/1/13)
	78.1 (25 of 32) at St. Louis (12/21/14)
Yards:	510 vs. Tampa Bay (9/16/12)
	450 at Dallas (9/8/13)
	441 vs. San Francisco (10/11/15)
	429 vs. Philadelphia (12/28/14)
	420 vs. Seattle (10/9/11)
	406 at New Orleans (11/28/11)
Touchdowns:	6 at New Orleans (11/1/15)
	5 vs. Philadelphia (12/30/12)
	4 at Washington (9/25/14)
	4 vs. St. Louis (10/2/05)

	4 at Dallas (9/7/07)
	4 vs. New England (12/29/07)
	4 at Dallas (10/25/10)
	4 vs. Philadelphia (12/19/10)
	4 at Philadelphia (9/25/11)
	4 vs. New Orleans (12/9/12)
	4 at Dallas (9/8/13)
Interceptions:	5 vs. San Francisco (11/16/14)
	5 vs. Seattle (12/15/13)
	4 vs. Minnesota (11/13/05)
	4 vs. Minnesota (11/25/07)
	4 at Green Bay (12/26/10)
	4 vs. Denver (9/15/13)
Long:	99t at Jets (12/24/11) to Cruz
	92t at Washington (1/2/11) to Manningham
	85t at Green Bay (12/26/10) to Manningham
	80t at St. Louis (12/21/14) to Beckham
	80t vs. Tampa Bay (9/16/12) to Cruz
Sacked:	8 at Dallas (12/14/08)
	8 at Philadelphia (9/17/06)
Rating:	158.3 vs. Oakland (10/11/09)
	148.8 at St. Louis (12/21/14)
	145.7 at Philadelphia (9/25/11)
	144.4 at Washington (12/21/09)
	138.2 at New Orleans (11/1/15)
Rushes:	6 vs. Dallas (1/1/12)
	5 at Miami (10/28/07)
	5 at Carolina (12/10/06)
	5 at Detroit (11/18/07)
Yards:	34 at Philadelphia (11/1/09)
	25 at Miami (10/28/07)
	24 vs. Minnesota (11/13/05)
Long:	18 vs. Atlanta (9/20/15)
	18 vs. Indianapolis (11/3/14)
	18 at Miami (10/28/07)
	16 at Philadelphia (11/21/10)
	15 vs. Philadelphia (11/28/04)
TD:	1 at Washington 9/25/14 (1 yard)
	1 at Philadelphia 12/11/05 (1 yard)
	1 at Miami 10/28/07 (10 yards)
	1 vs. Washington 9/4/08 (1 yard)
	1 at Washington 9/11/11 (2 yards)

▶ MANNING'S CAREER HIGHS vs. NEW ENGLAND PATRIOTS

Attempts:	40, Feb. 5, 2012*
Completions:	30, Feb. 5, 2012*
Completion %:	75.0%, Feb. 5, 2012*
Passing Yards:	296, Feb. 5, 2012*
Passing TDs:	4, Dec. 29, 2007
INTs:	1, 3x, last on Nov. 6, 2011
Sacks:	3, 2x, last on Feb. 5, 2012*
QB Rating:	118.6, Dec. 29, 2007

*Super Bowl XLVI

OFFENSIVE NOTES

I BELIEVE THAT WE WILL WIN

In 2013, Manning became the Giants' career leader in pass attempts and passing yards and he is now No. 1 in all of the major passing categories. For his career he has passed for 42,094 yards, which places him 12th on the NFL's career list.

MANNING OWNS ALL OF THE GIANTS' MAJOR CAREER PASSING RECORDS

REGULAR SEASON TOTALS

ATTEMPTS

1. Eli Manning	5,949
2. Phil Simms	4,647
3. Charlie Conerly	2,833
4. Kerry Collins	2,473
5. Fran Tarkenton	1,898

TOUCHDOWNS

1. Eli Manning	278
2. Phil Simms	199
3. Charlie Conerly	173
4. Fran Tarkenton	103
5. Y.A. Tittle	96

COMPLETIONS

1. Eli Manning	3,532
2. Phil Simms	2,576
3. Kerry Collins	1,447
4. Charlie Conerly	1,418
5. Fran Tarkenton	1,069

INTERCEPTIONS

1. Eli Manning	191
2. Charlie Conerly	167
3. Phil Simms	157
4. Fran Tarkenton	72
5. Kerry Collins	70

YARDS

1. Eli Manning	42,094
2. Phil Simms	33,462
3. Charlie Conerly	19,488
4. Kerry Collins	16,875
5. Fran Tarkenton	13,905

MOST 300-YARD GAMES:

Eli Manning	35
Phil Simms	21
Kerry Collins	17
Y.A. Tittle	9

GO LONG!

Eli Manning is one of nine quarterbacks in NFL history to throw 300 passes of 25+ yards. Among active quarterbacks, Manning currently ranks 4th with 319 passes of 25+ yards.

THE MOST PASSES FOR 25+ YARDS AMONG ACTIVE NFL QUARTERBACKS

PLAYER	25+
PEYTON MANNING	547
DREW BREES	439
TOM BRADY	405
ELI MANNING	319
PHILIP RIVERS	308
BEN ROETHLISBERGER	307

WINS ON WINS ON WINS

With 96 regular-season victories, Eli Manning has the 5th-highest total among active starting quarterbacks. Manning also ranks 5th among active QBs for the most postseason wins (8).

THE MOST REGULAR-SEASON VICTORIES AMONG ACTIVE STARTING NFL QUARTERBACKS

PLAYER	TEAM(S)	WINS
PEYTON MANNING	COLTS, BRONCOS	186
TOM BRADY	PATRIOTS	168
DREW BREES	CHARGERS, SAINTS	121
BEN ROETHLISBERGER	STEELERS	109
ELI MANNING	GIANTS	96

OFFENSIVE NOTES

THE TD SQUAD

In Week 8 at New Orleans, Manning's 6 touchdown passes enabled him to surpass Joe Montana and Vinny Testaverde to move into 10th place on the NFL's all-time career passing touchdowns list.

NFL'S ALL-TIME CAREER PASSING TDS LIST

Top 15

PLAYER	NO.
1. Peyton Manning*	537
2. Brett Favre	508
3. Dan Marino	420
4. Tom Brady*	412
5. Drew Brees*	411
6. Fran Tarkenton	342
7. John Elway	300
8. Warren Moon	291
9. Johnny Unitas	290
10. Eli Manning*	278
11. Vinny Testaverde	275
12. Joe Montana	273
13. Philip Rivers*	271
14. Dave Krieg	261
T15. Sonny Jurgenson	255
T15. Ben Roethlisberger*	256

*Active

THE ELI-TIST CLUB

Manning is the 16th quarterback in NFL history to throw at least 250 touchdown passes. Below are the recipients of Manning's 278 touchdowns passes.

MANNING'S TOUCHDOWN RECEPTIONS

by player

PLAYER	NO.
Plaxico Burress	33 TDs
Hakeem Nicks	26 TDs
Victor Cruz	24 TDs
Odell Beckham Jr.	19 TDs
Jeremy Shockey	19 TDs
Mario Manningham	18 TDs
Kevin Boss	18 TDs
Amani Toomer	17 TDs
Rueben Randle	15 TDs
Steve Smith	11 TDs
Larry Donnell	8 TDs
Martellus Bennett	5 TDs
Domenik Hixon	5 TDs
5 with	4 TDs
5 with	3 TDs
7 with	2 TDs
11 with	1 TD

278 TOTAL TDS

OFFENSIVE NOTES

KEEP CALM AND COMPLETE ON

In Week 5 vs. San Francisco, Manning passed Joe Montana to move into 11th place on the NFL's all-time career passing completions list. He needs 155 more completions to surpass Fran Tarkenton (3,686) for the 10th-most.

NFL'S ALL-TIME CAREER PASSING COMPLETIONS LIST

Top 15

PLAYER	NO.
1. Brett Favre.....	6,300
2. Peyton Manning*	6,115
3. Drew Brees*	5,175
4. Dan Marino	4,967
5. Tom Brady*	4,776
6. John Elway.....	4,123
7. Warren Moon	3,988
8. Drew Bledsoe	3,839
9. Vinny Testaverde	3,787
10. Fran Tarkenton.....	3,686
11. Eli Manning*	3,532
12. Kerry Collins.....	3,487
13. Joe Montana	3,409
14. Dan Fouts.....	3,297
15. Philip Rivers*	3,294

*Active



THE WINNINGEST GIANT On Nov. 8, 2015, Manning recorded his 96th regular-season victory as a starter to set a new franchise record. Phil Simms held the record previously with 95 regular season wins.

TOUCHDOWNS ON TOUCHDOWNS On Nov. 1, 2015, Manning registered a career-high 6 passing touchdowns, which also ties for 2nd in Giants history. Y.A. Tittle threw for 7 TDs at Washington on Oct. 28, 1962, and for 6 vs. Dallas on Dec. 16, 1962.

CONSECUTIVE COMPLETIONS In Week 5 vs. San Francisco, Manning completed 15 consecutive passes over three series spanning the third and fourth quarters. That is the second-longest streak of his career. He completed a team-record 21 consecutive passes at New Orleans on Nov. 28 2011.

OFFENSIVE NOTES

**CURRENT CONSECUTIVE GAMES STARTED STREAK
BY NFL QBS - REGULAR SEASON GAMES ONLY**
(Second number includes postseason starts)

Eli Manning	176, 187
Philip Rivers	153, 162
Joe Flacco	120, 135
Tom Brady	104, 116
Matt Ryan	92, 96



On Dec. 13, 2010 vs. the Minnesota Vikings in Detroit, Manning became the sixth quarterback in NFL history to start 100 consecutive regular season games. Ironically, he reached that milestone in the same game in which Brett Favre's NFL-record streak of 297 consecutive starts ended. Favre was inactive with a shoulder injury.

NFL QUARTERBACKS WITH AT LEAST 100 CONSECUTIVE REGULAR SEASON STARTS:

PLAYER	TEAMS	YEARS	CONSECUTIVE STARTS
Brett Favre	Packers, Jets, Vikings	1992-2010	297
Peyton Manning	Colts	1998-2010	208
Eli Manning	Giants	2004-2015	176*
Philip Rivers	Chargers	2006-2014	153*
Joe Flacco	Ravens	2008-2014	120*
Ron Jaworski	Eagles	1977-1984	116
Tom Brady	Patriots	2001-2008	111
Joe Ferguson	Bills	1977-1984	107
Tom Brady	Patriots	2009-2015	104*

*Active

In 2014, Eli Manning started all 16 games for the 10th season in a row. Including the seven starts he made as a rookie in 2004, Manning has started 176 consecutive games (plus 11 postseason games). That is the longest active streak by any player at any position.

**ELI MANNING'S 176 CONSECUTIVE STARTS IS LONGEST STREAK AMONG ALL ACTIVE PLAYERS,
REGARDLESS OF POSITION:**

PLAYER	TEAM	POSITION	STARTS
Eli Manning	Giants	Quarterback	176
Philip Rivers	Chargers	Quarterback	153
D'Brickashaw Ferguson	Jets	Tackle	152
Jason Witten	Cowboys	Tight End	139
Joe Thomas	Browns	Tackle	137

OFFENSIVE NOTES

MANNING'S 300-YARD PASSING GAMES REGULAR SEASON (16-18), 400-YARD PASSING GAMES (2-4), 500-YARD PASSING GAMES (1-0)

DATE	OPPONENT	ATT	CMP	YDS	TD	INT	RESULT
9-25-05	at San Diego	41	24	352	2	0	L
11-27-05	at Seattle	53	28	344	2	1	L
12-11-05	at Philadelphia	44	28	312	1	3	W
9-17-06	at Philadelphia	43	31	371	3	1	W
9-7-07	at Dallas	41	28	312	4	1	W
10-15-07	at Atlanta	39	27	303	2	2	L
11-30-08	at Washington	34	21	305	1	1	W
9-20-09	at Dallas	38	25	330	2	0	W
11-22-09	vs. Atlanta	39	25	384	3	1	W
12-13-09	vs. Philadelphia	38	27	391	3	0	L
9-26-10	vs. Tennessee	48	34	386	0	2	L
10-25-10	at Dallas	35	25	306	4	3	W
11-14-10	vs. Dallas	48	33	373	2	2	L
12-26-10	at Green Bay	33	17	301	2	4	L
10/2/11	at Arizona	40	27	321	2	0	W
10/9/11	vs. Seattle	39	24	420	3	3	L
10/30/11	vs. Miami	45	31	349	2	0	W
11/13/11	at San Francisco	40	26	311	2	2	L
11/28/11	at New Orleans	47	33	406	2	1	L
12/4/11	vs. Green Bay	40	23	347	3	1	L
12/11/11	at Dallas	47	27	400	2	1	W
1/1/12	vs. Dallas	33	24	346	3	0	W
9/16/12	vs. Tampa Bay	51	31	510	3	3	W
9/30/12	at Philadelphia	42	24	309	2	1	L
10/21/12	vs. Washington	40	26	337	1	2	W
9/8/13	at Dallas	42	27	450	4	3	L
9/15/13	vs. Denver	49	28	362	1	4	L
10/6/13	vs. Philadelphia	52	24	334	2	3	L
9/25/14	at Washington	39	28	300	4	1	W
11/3/14	vs. Indianapolis	52	27	359	2	0	L
11/23/14	vs. Dallas	40	29	338	3	1	L
12/21/14	at St. Louis	32	25	391	3	0	W
12/28/14	vs. Philadelphia	53	28	429	1	1	L
10/11/15	vs. San Francisco	54	41	441	3	1	W
11/1/15	at New Orleans	41	30	350	6	0	L

MANNING'S 300-YARD PASSING GAMES/POSTSEASON (2-0)

DATE	OPPONENT	ATT	CMP	YDS	TD	INT	RESULT
1-15-12	at Green Bay	33	21	330	3	1	W
1-22-12	at San Francisco	58	32	316	2	0	W

OFFENSIVE NOTES

MANNING'S 27 GAME-WINNING DRIVES - REGULAR SEASON

Victories in which he has rallied the Giants from a fourth-quarter deficit or tie to win.

DATE	OPP.	SCORE		START TIME	END TIME	SCORING PLAY	P	Y	T
		START OF DRIVE	FINAL SCORE						
1/2/05	vs. Dallas	21-24	28-24	1:49	0:11	Barber 3 run	6	66	1:38
10/23/05	vs. Denver	10-23	24-23	3:29	0:05	Manning 2-yd TD pass to Toomer	15	83	3:24
12/11/05	at Philadelphia	23-23	26-23 (OT)	5:38	3:55	Feely 36-yd FG	4	9	1:43
9/17/06	vs. Philadelphia	7-24	30-24 (OT)	9:55	3:11	Manning 31-yd TD pass to Burress	13	85	6:44
11/5/06	vs. Houston	7-10	14-10	12:41	7:49	Manning 3-yd TD pass to Shockey	11	67	4:52
9/23/07	vs. Washington	10-17	24-17	7:33	5:32	Manning 33-yd TD pass to Burress	4	44	2:01
10/7/07	vs. Jets	21-24	35-24	12:23	7:52	Manning 53-yd TD pass to Burress	8	98	7:08
12/2/07	at Chicago	7-16	21-16	4:55	1:33	Droughns 2-yd TD run	9	77	3:22
9/21/08	vs. Cincinnati	16-20	26-23(OT)	10:28	8:39	Carney 22-yd FG	8	62	1:49
10/26/08	at Pittsburgh	9-14	21-14	6:48	3:07	Manning 2-yd TD pass to Boss	7	53	3:41
12/21/08	vs. Carolina	20-28	34-28 (OT)	12:20	9:57	Jacobs 2-yd TD run	6	87	2:23
9/20/09	at Dallas	30-31	33-31	3:40	0:00	Tynes 37-yd FG	11	56	3:40
11/22/09	vs. Atlanta	31-31	34-31 (OT)	15:00	11:06	Tynes 36-yd FG	8	49	3:54
11/28/10	vs. Jacksonville	17-20	24-20	5:55	3:15	Manning 32-yd TD pass to Boss	6	69	2:40
9/25/11	at Philadelphia	14-16	29-16	11:37	8:07	Manning 28-yd TD pass to Cruz	7	54	3:30
10/2/11	at Arizona	17-27	31-27	5:16	2:39	TD passes to Ballard+Nicks	2	48	0:31
10/16/11	vs. Buffalo	24-24	27-24	4:02	1:32	Tynes 23-yd FG	9	76	2:30
10/30/11	vs. Miami	13-17	20-17	8:28	5:58	Manning 25-yd TD pass to Cruz	6	53	2:30
11/6/11	at New England	17-20	24-20	1:36	0:15	Manning 1-yd TD pass to Ballard	8	80	1:21
12/11/11	at Dallas	22-34	37-34	5:41	0:46	Jacobs 1-yd TD run	6	58	1:26
9/16/12	vs. Tampa Bay	34-34	41-34	1:58	0:31	Brown 2-yd TD run	4	80	1:27
10/21/12	vs. Washington	20-23	27-23	1:32	1:13	Manning 75-yd TD pass to Cruz	2	77	0:19
10/28/12	at Dallas	23-24	29-24	6:40	3:31	Tynes 31-yd FG	6	26	3:09
12/1/13	at Washington	14-17	24-17	0:54 (3rd)	14:26	Brown 1-TD run	4	46	1:28
12/22/13	at Detroit	20-20	23-20	12:44 (OT)	7:32	Brown 45-yd FG	11	45	7:28
10/5/14	vs. Atlanta	10-20	30-20	0:24 (3rd)	10:02	Manning 15-yd TD pass to Beckham	11	64	5:22
10/11/15	vs. San Francisco	23-27	30-27	1:45	0:21	Manning 12-yd TD pass to Donnell	8	82	1:24

MANNING'S 5 GAME-WINNING DRIVES - POSTSEASON

Victories in which he has rallied the Giants from a fourth-quarter deficit or tie to win.

DATE	OPP.	SCORE		START TIME	END TIME	SCORING PLAY	P	Y	T
		START OF DRIVE	FINAL SCORE						
1/13/08	at Dallas	14-17	21-17	0:53 (3rd)	13:29	Jacobs 1-yd TD run	6	37	1:31
1/20/08	at Green Bay	20-20	23-20 (OT)	14:04	12:25	Tynes 47-yd FG	4	5	2:35
2/3/08	at New England	10-14	17-14	2:42	0:35	Manning 13-yd TD pass to Burress	12	83	2:07
1/22/12	at San Francisco	17-17	20-17(OT)	9:32	7:06	Tynes 31-yard FG	5	11	2:26
2/5/12	vs. New England	15-17	21-17	3:46	0:57	Bradshaw 6-yd TD run	9	88	2:49

OFFENSIVE NOTES

THE COMEBACK KID

After the Giants game-winning drive in the 4th quarter to defeat the 49ers in Week 5, Manning has the 6th-most 4th quarter or overtime comebacks (including playoffs) since 2004. The San Francisco game marked his 27th comeback. His last one occurred on Oct. 5, 2014 against the Falcons.

MOST 4TH QUARTER OR OVERTIME COMEBACKS, NFL, 2004-PRESENT

PLAYER	NO.
T1. Peyton Manning	32
T1. Ben Roethlisberger	32
T3. Drew Brees.....	29
T3. Matt Ryan.....	29
5. Tony Romo	28
6. Eli Manning.....	27



MANNING'S GAME-BY-GAME VS. NEW ENGLAND PATRIOTS

Date	W/L	Att	Cmp	Pct	Yds	TD	Lg	Int	Sk	QBR
12/29/2007	L	32	22	68.8	251	4	52	1	1	118.6
2/3/2008*	W	34	19	55.9	255	2	45	1	3	87.3
11/6/2011	W	39	20	51.3	250	2	30	1	0	77.9
2/5/2012**	W	40	30	75.0	296	1	38	0	3	103.8
Totals	3-1	145	91	62.8	1052	9	52	3	7	96.7

*Super Bowl XLII

**Super Bowl XLVI



OFFENSIVE NOTES

NFC EAST QUARTERBACKS SINCE ELI TOOK OVER ON NOV. 21, 2004 (30):

Dallas (10): Vinny Testaverde, Drew Henson, Drew Bledsoe, Tony Romo, Brad Johnson, Jon Kitna, Stephen McGee, Kyle Orton, Brandon Weeden, Matt Cassel
 Philadelphia (11): Donovan McNabb, Jeff Garcia, Mike McMahon, A.J. Feeley, Koy Detmer, Kevin Kolb, Michael Vick, Vince Young, Nick Foles, Mark Sanchez, Sam Bradford
 Washington (10): Patrick Ramsey, Mark Brunell, Jason Campbell, Todd Collins, Donovan McNabb, Rex Grossman, John Beck, Robert Griffin III, Kirk Cousins, Colt McCoy

*McNabb started for 2 NFC East teams, but counts only once.

Since Manning started for the first time, 168 other quarterbacks have started an NFL game.

In 2014, Eli Manning set a single-season high in completion percentage (63.1%). His previous high (62.9%) was set in 2010.

ELI MANNING'S YEAR-BY-YEAR COMPLETION PERCENTAGE

YEAR.....	CMP %
2004.....	48.2%
2005.....	52.8%
2006.....	57.7%
2007.....	56.1%
2008.....	60.3%
2009.....	62.3%
2010.....	62.9%
2011.....	61.0%
2012.....	59.9%
2013.....	57.5%
2014.....	63.1%
2015.....	65.9%

REGULAR SEASON

RECORD WHEN MANNING...

Throws 0 Touchdowns: 10-19
 Throws 1 Touchdown: 35-31
 Throws 2 Touchdowns: 24-19
 Throws 3 Touchdowns: 21-6
 Throws 4 Touchdowns: 5-4
 Throws 5 Touchdowns: 1-0
 Throws 6 Touchdowns: 0-1
 Throws at least one TD: 86-60
 Was Not Sacked: 27-11
 Was Sacked: 69-69
 Rushed for a Touchdown: 4-1
 Margin 7 pts or more: 67-55
 Margin 3 points/less: 11-17
 Was Not Intercepted: 43-19
 Was Intercepted: 53-61
 Played on Grass: 28-21
 Played on Turf: 68-59

Played in Domes: 10-9
 Played on Monday Night: 8-7
 Played on Sunday Night: 11-15
 Played on Saturday: 5-2
 Played on Thursday: 4-2 (0-1 Wed)
 Played in Prime Time: 21-25
 Played on Sunday Afternoon: 67-52
 Played in Overtime: 2-2
 Margin 7 points/less: 30-25

POSTSEASON

RECORD WHEN MANNING...

Throws 0 Touchdowns: 1-2
 Throws 1 Touchdown: 2-0
 Throws 2 Touchdowns: 4-1
 Throws 3 Touchdowns: 2-0
 Throws 4 Touchdowns: 0-0
 Throws 5 Touchdowns: 0-0
 Throws 6 Touchdowns: 0-0

Throws at least one TD: 7-1
 Was Not Sacked: 0-1
 Was Sacked: 8-2
 Rushed for a Touchdown: 0-0
 Margin 7 pts or more: 3-2
 Margin 3 points/less: 3-1
 Was Not Intercepted: 6-0
 Was Intercepted: 2-3
 Played on Grass: 5-1
 Played on Turf: 3-2
 Played in Domes: 2-0
 Played on Monday Night: 0-0
 Played on Sunday Night: 4-0
 Played on Saturday: 0-0
 Played on Thursday Night: 0-0
 Played in Prime Time: 4-0
 Played on Sunday Aft: 3-3
 Played in Overtime: 1-0
 Margin 7 points/less: 5-1

OFFENSIVE NOTES

RECORD RECEIVER Odell Beckham Jr. holds the NFL records for the most receptions (115) and most receiving yards (1,612) by a player through his first 16 games. He also finished tied for 4th in most receiving touchdowns and tied for 2nd for most 100-yard receiving games through first 16 games.

MOST RECEPTIONS THROUGH FIRST 16 GAMES

PLAYER	No.
1. ODELL BECKHAM JR.	115
2. ANQUAN BOLDIN	101
T3. TERRY GLENN	93
T3. EDDIE ROYAL	93
5. REGGIE BUSH	88

MOST RECEIVING YARDS THROUGH FIRST 16 GAMES

PLAYER	YARDS
1. ODELL BECKHAM JR.	1,612
2. BILL GROMAN	1,593
3. BILLY HOWTON	1,500
4. CHARLEY HENNIGAN	1,426
5. LANCE ALWORTH	1,399

MOST RECEIVING TDs THROUGH FIRST 16 GAMES

PLAYER	No.
1. RANDY MOSS	17
T2. BOBY HAYES	16
T2. BILLY HOWTON	16
T4. ODELL BECKHAM JR.	14
T4. LANCE ALWORTH	14
T4. BILL GROMAN	14
T4. JOHN JEFFERSON	14

MOST 100-YARD RECEIVING GAMES THROUGH FIRST 16 GAMES

PLAYER	No.
1. BILL GROMAN	9
T2. ODELL BECKHAM JR.	8
T2. HARLON HILL	8
4. CHARLEY HENNIGAN	7
T5. JULIO JONES	6
T5. BILLY HOWTON	6

RUN, RUN, RUN AS FAST AS YOU CAN In 21 career games, Odell Beckham Jr. has 2,064 receiving yards and 150 receptions. On Nov. 8, 2015, Beckham had 105 receiving yards to tie Bill Groman (21) for the fewest games in NFL history to reach 2,000 career receiving yards. He also had 9 catches to become the fastest player in NFL history to reach 150 career receptions.

FEWEST GAMES TO REACH 2,000 RECEIVING YARDS, NFL

PLAYER	GAMES
T1. ODELL BECKHAM JR.	21
T1. BILL GROMAN	21
3. CHARLEY HENNIGAN	22
T4. BOB HAYES	24
T4. LANCE ALWORTH	24

FEWEST GAMES TO REACH 150 RECEPTIONS, NFL

PLAYER	GAMES
1. ODELL BECKHAM JR.	21
2. ANQUAN BOLDIN	25
3. REGGIE BUSH	26
T4. LIONEL TAYLOR	28
T4. MARQUES COLSTON	28

NO PLACE LIKE METLIFE Since entering the League in 2014, Odell Beckham Jr. averages a 2nd-best 114.8 receiving yards per game at home in the NFL.

YARDS PER GAME AT HOME, NFL, 2014-PRESENT

PLAYER	TEAM	YARDS/GAME
1. ANTONIO BROWN	PIT	115.6
2. ODELL BECKHAM JR.	NYG	114.8
3. JORDY NELSON	GB	112.6
4. DEMARIUS THOMAS	DEN	104.2
5. JULIO JONES	ATL	102.4



19 WEEKS AND COUNTING Odell Beckham Jr. has caught 4+ receptions in the last 19 straight games. That is the second longest streak in the NFL behind Julio Jones (29).

OFFENSIVE NOTES

MR. NOVEMBER Odell Beckham Jr. has had some of his best performances in the month of November. So far this month, Beckham has 2 100-yard performances and 3 touchdowns. In Nov., Beckham ranks tied for 4th in the NFL in most receiving touchdowns, 2nd with most receiving yards per game and 2nd with most receptions. Beckham also has 8 receptions for 25+ yards, which ranks 2nd in the League.

MOST RECEIVING TDs IN NOVEMBER, 2014-PRESENT, NFL

PLAYER	No.
T1. DEZ BRYANT	6
T1. MIKE EVANS	6
T1. JORDAN MATTHEWS	6
T4. ODELL BECKHAM JR.	5
T4. ANTONIO BROWN	5
T4. ALSHON JEFFREY	5

MOST 25+ -YARD RECEPTIONS IN NOVEMBER, 2014-PRESENT, NFL

PLAYER	No.
1. MIKE EVANS	9
2. ODELL BECKHAM JR.	8
T3. EMMANUEL SANDERS	7
T3. T.Y. HILTON	7
T3. JORDAN MATTHEWS	7

RECEIVING YARDS PER GAME IN NOVEMBER, 2014-PRESENT, NFL

PLAYER	Yds/GM
1. ANTONIO BROWN	122.8
2. ODELL BECKHAM JR.	122.3
3. JULIO JONES	118.3
4. DEANDRE HOPKINS	113.2
5. MIKE EVANS	107.7

MOST RECEPTIONS IN NOVEMBER, 2014-PRESENT, NFL

PLAYER	No.
1. ANTONIO BROWN	59
2. ODELL BECKHAM JR.	55
3. DEMARIUS THOMAS	54
4. JULIO JONES	51
T5. TWO PLAYERS	43

IN GIANT COMPANY Heading into Week 10, Odell Beckham Jr. is becoming one of the best receivers in franchise history in their first two seasons with the Giants. Beckham currently ranks 1st in receptions, 2nd in receiving touchdowns and 3rd in receiving yards by a Giant in their first two seasons.

MOST RECEPTIONS IN FIRST 2 SEASONS WITH GIANTS

PLAYER	SEASONS	No.
1. ODELL BECKHAM JR.	2014-15	150
2. PLAXICO BURRESS	2005-06	139
3. HAKEEM NICKS	2009-10	126
4. JEREMY SHOCKEY	2002-03	122
5. DEL SHOFNER	1961-62	121

MOST RECEIVING TDs IN FIRST 2 SEASONS WITH GIANTS

PLAYER	SEASONS	No.
1. DEL SHOFNER	1961-62	23
2. ODELL BECKHAM JR.	2014-15	19
T3. PLAXICO BURRESS	2005-06	17
T3. HAKEEM NICKS	2009-10	17
5. BOBBY JOHNSON	1984-85	15

MOST RECEIVING YARDS IN FIRST 2 SEASONS WITH GIANTS

PLAYER	SEASONS	YARDS
1. DEL SHOFNER	1961-62	2,258
2. PLAXICO BURRESS	2005-06	2,202
3. ODELL BECKHAM JR.	2014-15	2,064
4. HAKEEM NICKS	2009-10	1,842

CATCH ME IF YOU CAN Since Odell Beckham Jr.'s debut in Week 5 of 2014, his 19 receiving touchdowns are currently the most in the NFL.

MOST RECEIVING TDs SINCE WEEK 5, 2014

PLAYER	No.
1. ODELL BECKHAM JR.	19
2. ROB GRONKOWSKI	16
3. DEZ BRYANT	14
4. EMMANUEL SANDERS	13
5. TORREY SMITH	12



OFFENSIVE NOTES

TRIPLE-DOUBLE In Week 8, Odell Beckham Jr. caught 3 touchdowns and Dwayne Harris hauled in 2 touchdowns at New Orleans. They became the first pair of Giants teammates with at least 2 touchdown receptions in the same game since Oct. 10, 1993, when Mike Sherrard and Howard Cross had 2 apiece in a 41-7 victory at Washington.

BAYOU BOYS Since Week 5 of the 2014 season, Odell Beckham Jr. and Rueben Randle have become one of the top receiving duos in the NFL. The two former LSU Tigers are currently in second place with the most yards among receiving duos.

MOST RECEIVING YARDS, NFL, WEEK 5 2014 TO PRESENT

PLAYERS	TEAM	YARDS
1. Demaryius Thomas, Emmanuel Sanders	DEN	3,932
2. Odell Beckham Jr., Rueben Randle	NYG	3,270
3. Julio Jones, Roddy White	ATL	3,139
4. Randall Cobb, Jordy Nelson	GB	2,584

RUEBEN ON A ROLL In Week 3, Rueben Randle had his 4th 100-yard game in his past 15 games played. In his first 41 career games, Randle had just one game for 100 yards.

RANDLE'S 100+ RECEIVING YARDS CAREER GAMES

DATE	OPP	YARDS
9/8/13	AT DALLAS	101
11/16/14	VS. SAN FRANCISCO	112
12/21/14	AT ST. LOUIS	132
12/28/14	VS. PHILADELPHIA	158
9/25/15	VS. WASHINGTON	116



CRUZ-ING TO THE TOP

Victor Cruz needs 37 receptions to surpass Kyle Rote (300) and break into the top 10 in New York Giants history. In 55 games, Cruz has 264 receptions.

GIANTS ALL-TIME TOP RECEIVERS

Player	Years	No.	Yards	Avg	Lg	TD
1. Amani Toomer	1996-08	668	9,497	14.2	82	54
2. Tiki Barber	1997-06	586	5,183	8.8	87	12
3. Joe Morrison	1959-72	395	4,993	12.6	70	47
4. Jeremy Shockey	2002-07	371	4,228	11.4	59	27
5. Ike Hilliard	1997-04	368	4,630	12.6	59	27
6. Frank Gifford	1952-60, 62-64	367	5,434	14.8	77	43
7. Chris Calloway	1992-98	334	4,710	14.1	68	27
8. Bob Tucker	1970-77	327	4,376	13.4	63	22
9. Hakeem Nicks	2009-13	311	4,622	14.9	68	27
10. Kyle Rote	1951-61	300	4,797	16.0	75	48
11. Mark Bavaro	1985-90	266	3,722	14.0	61	28
12. Victor Cruz	2010-	264	3,963	15.0	99	24

OFFENSIVE NOTES

DWAYNE'S WORLD In 9 games, Dwayne Harris has already accounted for 3 receiving touchdowns and 1 kickoff return touchdown for the Giants. He is only the 4th player in franchise history to account for a kickoff return TD and 2+ receiving touchdowns in a season.



GIANTS PLAYERS WITH A KICKOFF RETURN TD AND 2+ RECEIVING TDs IN A SEASON

PLAYER	SEASON
JACK HAGERTY	1929
JOE SCOTT	1948
DAVE MEGGETT	1992
DWAYNE HARRIS	2015

VEREEN THE MACHINE Since 2013, Shane Vereen has become one of the top receiving running backs in the league. Vereen is 3rd in receiving yards and 5th in receptions.

MOST RECEIVING YARDS BY A RUNNING BACK, NFL, 2013-PRESENT

PLAYER	GAMES	YARDS
1. MATT FORTE	39	1,621
2. LE'VEON BELL	35	1,389
3. SHANE VEREEN	33	1,183
4. JAMAAL CHARLES	35	1,161
5. DANNY WOODHEAD	28	1,160
6. DARREN SPROLES	38	1,156
7. FRED JACKSON	38	1,040
8. GIOVANI BERNARD	37	1,018
9. DEMARCO MURRAY	37	976
10. JOIQUE BELL	36	924



MOST RECEPTIONS BY A RUNNING BACK, NFL, 2013-PRESENT

PLAYER	GAMES	REC.
1. MATT FORTE	39	201
2. LE'VEON BELL	35	152
3. DEMARCO MURRAY	37	139
4. DARREN SPROLES	38	135
5. SHANE VEREEN	33	133
6. JAMAAL CHARLES	35	131
7. FRED JACKSON	38	130
8. DANNY WOODHEAD	28	126
9. PIERRE THOMAS	27	122
10. GIOVANI BERNARD	37	120

2015 DRAFT PICKS ALREADY MAKING GIANTS' HISTORY

On September 13, 2015, rookies Ereck Flowers and Landon Collins both started in the season opener against the Cowboys. This is the first time 1st and 2nd round draft choices started for the Giants in the regular-season opener since 1997 [WR Ike Hillard (1st round draft pick) and RB Tiki Barber (2nd round draft pick)]. Flowers also became the first rookie to start at left tackle in the season opener since William Roberts in 1984.

DEFENSIVE NOTES

QUOTABLE ON HOW DEFENSE IS 'RELENTLESS': "We talk about production at the ball, we've got to get to the ball, you've got to be relentless to the ball. It's unwavering, it's persistent, it's constant. It's got to be—the guys have embraced it, it's got to be part of your thread and what you do and every player has to buy into it and I think right now that has happened. We've been in football games and guys have continued to play all the way through four quarters." **DEFENSIVE COORDINATOR STEVE SPAGNUOLO**

NO FLY ZONE Since entering the league in 2008, Dominique Rodgers-Cromartie ranks 2nd among active defensive backs for most passes defended (115).

MOST PASSES DEFENDED BY A DEFENSIVE BACK, NFL, 2008-PRESENT

PLAYER	GP	No.
TRAMON WILLIAMS	120	116
D. RODGERS-CROMARTIE	116	115
DARRELLE REVIS	103	110
BRANDON FLOWERS	109	105
JOHNATHAN JOSEPH	104	103

DEFENSE CAN SCORE, TOO

With two defensive touchdowns this season (fumble recovery and pick-six), Rodgers-Cromartie has a career total of 7 touchdowns (6 interception touchdowns). Among active defensive players, he is fifth in touchdowns.



PICK 'EM Heading into Week 10, the Giants are tied with an NFL-best 13 interceptions this season. Big Blue has registered at least 1 interception in 6 of 9 games this season.



MOST INTERCEPTIONS, NFL, 2015

TEAM	No.
T1. New York Giants	13
T1. Arizona	13
T1. Carolina	13
4. Philadelphia	12
T5. Green Bay	10
T5. New York Jets	10
T5. Indianapolis	10
T5. Atlanta	10

GOING LONG Heading into Week 10, Rodgers-Cromartie is one of two NFL players this year with 2 defensive touchdowns of more than 50+ yards. Rodgers-Cromartie had a fumble recovery return for 57 yards and a pick-six for 58 yards. Denver's CB Aqib Talib has 2 pick-sixes, one for 51 yards and another for 63 yards.

DEFENSIVE NOTES

TAKING IT AWAY IN TAKE-AWAYS The Giants are currently ranked 1st in the NFL in turnover differential. With 21 take-aways (13 interceptions, 8 fumble recoveries) and only 9 give-aways (6 interceptions, 3 fumbles), the Giants have a +12 net difference.

TEAM	TAKE-AWAYS	GIVE-AWAYS	NET DIFF.
1. NEW YORK GIANTS	21	9	+12
T2. NEW YORK JETS	19	12	+7
T2. NEW ENGLAND	12	5	+7
T4. CAROLINA	18	12	+6
T4. GREEN BAY	12	6	+6

G-MEN'S SACKMAN

In 161 regular season games, Cullen Jenkins has 46.5 sacks. He is currently in 12th place for most sacks by an active defensive lineman, according to StatsPass.com. Below is a breakdown of all of Jenkins' sacks.



Quarterback..... No. Quarterback..... No.

Matt Ryan	5.0	Chad Hutchinson	1.0
Tony Romo	4.5	Kyle Orton	1.0
John Kitna	3.0	Seneca Wallace	1.0
Jay Cutler	2.5	J.P. Losman	1.0
Troy Smith	2.0	Brett Favre	1.0
Darren McNabb	2.0	Trent Edwards	1.0
Robert Griffin III	2.0	Shaun Hill	1.0
Matt Hasselbeck	1.5	A.J. Feely	1.0
Derek Anderson	1.5	Ryan Fitzpatrick	1.0
Brad Johnson	1.5	Josh Freeman	1.0
Alex Smith	1.5	Andy Dalton	1.0
Michael Vick	1.5	Kirk Cousins	1.0
Eli Manning	1.5	Vinny Testaverde	0.5
Tyrod Taylor	1.0	Joey Harrington	0.5
Mark Brunell	1.0	Russell Wilson	0.5
Daunte Culpepper	1.0		

HERE'S JPP!

Jason Pierre-Paul needs 4.5 sacks to surpass George Martin (46.0) and move into 7th place in New York Giants history. In 76 games, JPP has 42.0 sacks.



GIANTS TOP SACKS LEADERS

Player	Years	Sacks
1. Michael Strahan	1993-07	141.5
2. Lawrence Taylor	1981-93	132.5
3. Leonard Marshall	1983-92	79.5
4. Osi Umenyiora	2003-12	75.0
5. Keith Hamilton	1992-03	63.0
6. Justin Tuck	2005-13	60.5
7. George Martin	1975-88	46.0
8. Jason Pierre-Paul	2010-15	42.0

SPECIAL TEAM NOTES

THREE RETURN TOUCHDOWNS The Giants have had 3 consecutive games with at least 1 return touchdown for the first time since 2004 (Weeks 13-15). In Week 7, Dominique Rodgers-Cromartie returned an interception for a 58-yard touchdown and Dwayne Harris had a 100-yard kickoff return touchdown. In Week 8, Trumaine McBride intercepted the ball and returned it for a 63-yard touchdown. Last week, Trevin Wade had a 5-yard touchdown off a fumble recovery.

FEAR THE DREADS Since 2012, Dwayne Harris ranks in the Top 10 among both active punt and kickoff returners based on return average. Harris ranks tied for 4th with an 11.4 punt return average and tied for 7th with a 27.3 kickoff return average.

PUNT RETURN LEADERS, NFL, 2012-PRESENT			KICKOFF RETURN LEADERS, NFL, 2012-PRESENT		
Player	Games	Avg.	Player	Games	Avg.
1. Travis Benjamin	47	13.0	1. Jacoby Jones	50	29.1
2. Jeremy Ross	38	11.9	2. Knile Davis	40	28.8
3. Julian Edelman	47	11.7	3. Cordarrelle Patterson	40	28.5
T4. Dwayne Harris	54	11.4	4. Percy Harvin	28	28.1
T4. Micah Hyde	40	11.4	5. Josh Cribbs	28	27.8
T6. Adam Jones	56	11.3	6. Quintin Demps	50	27.5
T6. Marcus Sherels	56	11.3	T7. Jarvis Landry	24	27.3
8. Michael Spurlock	26	11.2	T7. Dwayne Harris	54	27.3
T9. Darius Reynaud	25	11.1	9. Joe McKnight	17	27.1
T9. Golden Tate	55	11.1	10. Leon Washington	39	27.0



TO THE HOUSE On Oct. 25, 2015, Dwayne Harris tied the franchise record for longest kickoff return touchdown (100 yards). That already puts Harris with the highest average kickoff return (36.0) in a season in franchise history*. (*minimum 5 returns)

GIANTS SUCCESSFUL IN KICKOFF RETURNS The Giants rank 1st in the NFL with an average kickoff return of 24.1 yards. Dwayne Harris leads both the team and NFL with 33.0 average.

TEAM KICKOFF RETURN AVERAGE, NFL, 2015

TEAM	Avg.
1. NEW YORK GIANTS	24.1
2. ARIZONA	23.4
T3. NEW YORK JETS	22.7
T3. OAKLAND	22.7
T5. DALLAS	22.5
T5. WASHINGTON	22.5

SPECIAL TEAMS NOTES

JUMPING JENNINGS Rashad Jennings has three blocked punts since he entered the league in 2009, which is tied for the most for any player over that span with Bryan Braman, Dekoda Watson and Jimmy Wilson.



WINGS UP Entering Week 10, punter Brad Wing is tied for 3rd with 18 punts inside the 20-yard line with 9 of those inside the 10-yard line. Brad Maynard holds the franchise record with 33 punts inside the 20 (1997, 98).

MOST PUNTS INSIDE THE 20, 2015

PLAYER	No.
1. JORDAN BERRY	20
2. BRETT KERN	19
T3. BRAD WING	18
3. JOHNNY HEKKER	18
5. DUSTIN COLQUITT	17



BROWN GOES BOOM Josh Brown is currently tied for 2nd among all active kickers for field goals made over 50+ yards, connecting on 36 of 53 (67.9%).

MOST 50+ FIELD GOALS MADE BY ACTIVE KICKERS

Player	Made	Att.
1. Sebastian Janikowski	50	90
T2. Josh Brown	36	53
T2. Phil Dawson	36	51
4. Adam Vinatieri	26	45
T5. Matt Prater	25	33
T5. Mason Cosby	25	49

AH, KICK IT - KICK IT REAL GOOD Brown is currently tied for 2nd in most 50+ field goals (7) as a Giant and is 2 away from tying Joe Danelo (9) for the franchise record.

KICKIN' IT WITH 3 Since Dec. 28, 2014, Brown has made 23 field goals in a row to break the franchise record of 17 he set in 2013. Below is a breakdown of Brown's 23 consecutive field goals.

DATE	OPPONENT	MADE	DISTANCES
Dec. 28, 2014	vs. Philadelphia	4	38, 20, 36, 53
Sept. 13, 2015	at Dallas	4	50, 40, 30, 19
Sept. 20, 2015	vs. Atlanta	2	38, 44
Sept. 24, 2015	vs. Washington	3	35, 36, 48
Oct. 4, 2015	at Buffalo	1	47
Oct. 11, 2015	vs. San Francisco	3	22, 41, 24
Oct. 25, 2015	vs. Dallas	2	47, 34
Nov. 8, 2015	at Tampa Bay	4	35, 35, 53, 44
TOTAL		23	

SPECIAL TEAMS NOTES

KICKS AND GIGGLES Entering Week 10, Brown is tied for 1st in field goal percentage (100%) with only 4 other kickers (only 3 with more than 10 field goals).

BEST FIELD GOAL PERCENTAGE, NFL, 2015

PLAYER	MADE	PERCENTAGE
T1. JOSH BROWN	19	100%
T1. STEPHEN GOSTKOWSKI	19	100%
T1. DAN BAILEY	16	100%
T1. TRAVIS COONS	15	100%
T1. MATT PRATER	8	100%

GOAL!!!! Entering Week 10, Brown has made the 2nd-most points in the NFL. With 19 field goals and 24 PATs so far this season, Brown has a total of 81 points.

LEADING SCORERS, NFL, 2015

PLAYER	POINTS
1. STEPHEN GOSTKOWSKI	88
2. JOSH BROWN	81
3. BRANDON McMANUS	76
4. JUSTIN TUCKER	74
5. GRAHAM GANO	72



JOSH BROWN'S GAMES WITH 3+ FIELD GOALS AS A NEW YORK GIANT

DATE	OPPONENT	MADE	ATTEMPT	LONG	RESULT
Sept. 15, 2013	vs. Denver	3	3	41	L, 41-23
Oct. 21, 2013	vs. Minnesota	3	3	36	W, 23-7
Oct. 27, 2013	vs. Philadelphia	5	5	46	W, 15-7
Dec. 22, 2013	vs. Detroit	3	3	52	W, 23-20
Sept. 21, 2014	vs. Houston	3	3	39	W, 30-17
Oct. 5, 2014	vs. Atlanta	3	3	50	W, 30-20
Dec. 7, 2014	vs. Tennessee	5	5	52	W, 36-7
Dec. 21, 2014	vs. St. Louis	3	4	52	W, 37-27
Dec. 28, 2014	vs. Philadelphia	4	4	53	L, 34-26
Sept. 13, 2015	at Dallas	4	4	50	L, 27-26
Sept. 24, 2015	vs. Washington	3	3	48	W, 32-21
Oct. 11, 2015	vs. San Francisco	3	3	41	W, 30-27
Nov. 8, 2015	at Tampa Bay	4	4	53	W, 32-18

HISTORICAL SEASON OPENER Josh Brown converted all 4 field goal attempts in the Giants' 2015 season opener at Dallas (9/13). He joins David Treadwell (at Chi., 9/5/93) as the only players in franchise history to make four field goals in a season opener.

GIANTS QUICKHITS

GIANTS AGAINST THE NEW ENGLAND PATRIOTS...

JON BEASON VS. PATRIOTS

Date	Wk	Opp	W/L	GS	Pts	Opp	Diff	OT	Tot	Tack	Asst	Sack	Yds	Stuff	Lost	Int	Yds	TD	QB	TFL	FF	FR	PD	
12/13/09*	14	@NE	L	MLB	10	20	-10		16	9	7	0	0	2	4	0	0	0	0	0	2	0	0	0
Totals			0-1		10	20	-10	-	16	9	7	0	0	2	4	0	0	0	0	0	2	0	0	0

*-w/ Carolina

JOSH BROWN VS. PATRIOTS

Date	Wk	Opp	W/L	Pts	Opp	Diff	OT	FGM	FGA	Pct	XPM	XPA	1-19	20-29	30-39	40-49	50+	Lg	KO	TB
10/17/04*	6	@NE	L	20	30	-10		4	4	100.0	0	0	0-0	1-1	2-2	1-1	0-0	40	6	1
10/26/08*	8	@NE	L	16	23	-7		3	3	100.0	1	1	0-0	2-2	0-0	1-1	0-0	44	4	0
Totals			0-2	36	53	-17	-	7	7	100.0	1	1	0-0	3-3	2-2	2-2	0-0	44	10	1

*-w/ Seattle

CULLEN JENKINS VS. PATRIOTS

Date	Wk	Opp	W/L	GS	Pts	Opp	Diff	OT	Tot	Tack	Asst	Sack	Yds	Stuff	Lost	Int	Yds	TD	QB	TFL	FF	FR	PD	
11/19/06*	11	NE	L		0	35	-35		2	2	0	0	0	0	0	0	0	0	0	0	0	0	0	0
11/27/11#	12	NE	L	LDT	20	38	-18		4	4	0	0	0	1	2	0	0	0	1	1	0	0	0	
Totals			0-2		20	73	-53	-	6	6	0	0	0	1	2	0	0	0	1	1	0	0	0	

*-w/ Green Bay

#-w/ Philadelphia

RASHAD JENNINGS VS. PATRIOTS

Date	Wk	Opp	W/L	GS	Pts	Opp	Diff	OT	Att	Yds	Avg	Lg	TD	1st	1st%	Stuff	Lost	10+
12/27/09*	16	@NE	L		7	35	-28		2	25	12.5	22	0	1	50.0	0	0	1
Totals			0-1		7	35	-28	-	2	25	12.5	22	0	1	50.0	0	0	1

*-w/ Jacksonville

JASON PIERRE-PAUL VS. PATRIOTS

Date	Wk	Opp	W/L	GS	Pts	Opp	Diff	OT	Tot	Tack	Asst	Sack	Yds	Stuff	Lost	Int	Yds	TD	QB	TFL	FF	FR	PD
11/06/11	9	@NE	W		24	20	4		3	1	2	1	4	0	0	0	0	0	1	1	0	0	0
02/05/12	SB	@NE	W	RDE	21	17	4		2	2	0	0	0	1	1	0	0	0	1	1	0	0	2
Totals			2-0		45	37	8	-	5	3	2	1	4	1	1	0	0	0	2	2	0	0	2

DOMINIQUE RODGERS-CROMARTIE VS. PATRIOTS

Date	Wk	Opp	W/L	GS	Pts	Opp	Diff	OT	Tot	Tack	Asst	Sack	Yds	Stuff	Lost	Int	Yds	TD	QB	TFL	FF	FR	PD
12/21/08*	16	@NE	L	RCB	7	47	-40		4	3	1	0	0	0	0	0	0	0	0	0	0	0	2
11/24/13+12	@NE	L	RCB		31	34	-3	OT	0	0	0	0	0	0	0	0	0	0	0	0	0	0	1
01/19/14 + Conf	NE	W	RCB		26	16	10		3	3	0	0	0	0	0	0	0	0	0	0	0	0	1
Totals			1-2		64	97	-33	-	7	6	1	0	0	0	0	0	0	0	0	0	0	0	4

*-w/ Arizona

+ -w/ Denver

ALL-TIME GAME NOTES

▶ [GIANTS ALL-TIME 300-YARD PASSING GAMES vs. NEW ENGLAND]

The Giants have posted 1 300-yard passing game vs. the Patriots in franchise history. The Giants have a 0-1 record in such games.

PLAYER	PERFORMANCE	DATE	RESULT
Kerry Collins	314 yards	Oct. 12, 2003, at New England.....	L, 17-6

▶ [GIANTS ALL-TIME 100-YARD RUSHING GAMES vs. NEW ENGLAND]

The Giants have posted 0 100-yard rushing game vs. the Patriots in franchise history.

PLAYER	PERFORMANCE	DATE	RESULT
	None		

▶ [GIANTS ALL-TIME 100-YARD RECEIVING GAMES vs. NEW ENGLAND]

The Giants have posted 1 100-yard receiving game vs. the Patriots in franchise history. The Giants have a 1-0 record in such games.

PLAYER	PERFORMANCE	DATE	RESULT
Hakeem Nicks**	109 yards	Feb. 5, 2012, vs. New England.....	W, 21-17

**Super Bowl XLVI

FAST FIVE: WILL TYE



► Pos: TE ► Ht: 6-2 ► Wt: 262 ► Exp: ROOKIE
► College: STONEY BROOK ► HOMETOWN: SALISBURY, CT

1 How excited are you to continue to grow within this offense?

I'm really excited because I know the sky is the limit, especially in this offense where the tight end can excel and do many great things.

2 How has your commitment to stay ready helped you up until this point in your career?

Dedication is everything. It means a lot just to play this game everyday because I love it. I worked hard and I know I can do anything. This really puts me in a great mood knowing that I worked so hard and it's starting to pay off.

3 What advice would you give to someone coming out of a smaller school who has dreams of playing in the NFL?

I would say to stay focused, work extremely hard, and anything is possible.

4 What's the least likely song that would be found on your iPod?

I probably wouldn't have anything with Justin Bieber.

5 What's one thing that you can't do that you would want to learn to do?

There are actually a lot of things that I would love to learn to do but on the top of that list is learning how to play the piano. I really like that and want to learn how to play.





▶ NEXT UP
WEEK 12 - at REDSKINS

Following their bye, the Giants head to Virginia to play Coach Jay Gruden and the Redskins on Nov. 29. The game is scheduled for a 1:00 p.m. ET kickoff. The Patriots host the Bills on Monday Night Football on Nov. 23 in Week 11.

LAST TIME vs. Patriots
GIANTS 24, PATRIOTS 20, Nov. 6, 2011
GILLETTE STADIUM

FOXBORO, Mass. – The teams traded the lead three times in the fourth quarter, just as they did 46 months ago in the Super Bowl. Last time, the Giants’ ruined New England’s perfect season. On Sunday, they ended the Patriots’ 20-game regular season home winning streak.

Manning threw two touchdown passes in the final 3:03. He completed 20 of 39 passes for 250 yards – 179 in the decisive second half. He has led the Giants to three victories in a row – and five this season – after facing a fourth-quarter deficit or tie.

Neither team scored a point in the first half and the third quarter ended with the Giants holding a 10-3 lead. The Patriots took their first lead at 13-10 with 7:08 remaining.

Manning led the Giants on an eight-play, 85-yard drive that was aided by a 35-yard pass interference penalty on Kyle Arrington. It ended when Manning floated a perfect 10-yard touchdown pass to Mario Manningham on third-and-five for a 17-13 lead.

The Patriots took possession at their 36. Tom Brady, who has led the Patriots to 32 victories after facing a fourth-quarter deficit, seemed to add to his legacy when he hit tight end Ron Gronkowski with a 14-yard touchdown pass with only 1:36 left – on fourth-and-nine, no less.

After a touchback, the Giants took over at their 20. The drive started with a 19-yard pass to Victor Cruz. Two incompletions left them with a third-and-10. Manning, who was not sacked in the game, threw down the center of the field for Ballard, who turned his head and caught the ball almost simultaneously.

After Manning scrambled for 12 yards, Sergio Brown was penalized for interfering with Cruz in the end zone, putting the ball at the one.

Thirty seconds remained. A pass to Ballard fell short. Brandon Jacobs was stopped for no gain. The Giants used their last timeout with 19 seconds left. When play resumed, Manning faked a handoff before firing to Ballard, who caught the game-winner near the back-left portion of the end zone.

	1	2	3	4	OT	F
GIANTS	0	0	10	14	-	24
PATRIOTS	0	0	3	17	-	20

TOP INDIVIDUAL PERFORMANCES

	Patriots	Giants
Rushing Yards	Green-Ellis-52	Jacobs-72
Receiving Yards	Welker-136	Cruz-91
Passing Yards	Brady-342	Manning -250
Touchdowns	two players-1	three players-1
Field Goals (long)	Gostkowski (45)	Tynes (22)
Tackles (solo)	Ninkovich-7(4)	Kiwanuka-12 (6)
Sacks	None	Pierre-Paul (1.0)
		Boley (1.0)
Interceptions	None	Grant- 1
		Kiwanuka-1



THE LAST TIME IT HAPPENED - REG. SEASON GAME

OFFENSE

OVERTIME GAME:

Giants 23, Detroit 20
Dec. 22, 2013

SHUTOUT:

Giants 24 at Tampa Bay 0
Sept. 27, 2009
Opponent:
Giants 0 at Philadelphia 27
Oct. 12, 2014

SCORELESS FIRST HALF:

Giants 0 at Philadelphia 20
Oct. 12, 2014
Opponent:
Tennessee 0 vs. Giants 23
Dec. 7, 2014

SCORELESS SECOND HALF:

Giants 0 at Philadelphia 10, Oct. 19, 2015
Opponent:
Giants 10 vs. Redskins 0, Dec. 29, 2013

400 TOTAL YARDS:

416, at New Orleans, Nov. 1, 2015
Opponent:
608, at New Orleans, Nov. 1, 2015

500 TOTAL YARDS:

525, vs. San Francisco, Oct. 11, 2015
Opponent:
608, at New Orleans, Nov. 1, 2015

600 TOTAL YARDS:

604 vs. Tampa Bay, Sept. 17, 2012
Opponent:
608, at New Orleans, Nov. 1, 2015

200 YARDS RUSHING:

202 vs. Dallas, Nov. 24, 2013
Opponent:
233 vs. Dallas, Oct. 25, 2015

300 YARDS RUSHING:

330 vs. Philadelphia, Oct. 6, 2013
Opponent:
350 at Seattle, Nov. 9, 2014

300 NET YARDS PASSING:

329, at New Orleans, Nov. 1, 2015
Opponent:
505, at New Orleans, Nov. 1, 2015

400 NET YARDS PASSING:

441, vs. San Francisco, Oct. 11, 2015
Opponent:
505, at New Orleans, Nov. 1, 2015

500 NET YARDS PASSING:

510 vs. Tampa Bay
Sept. 16, 2012
Opponent:
505, at New Orleans, Nov. 1, 2015

MOST POINTS:

62 vs. Philadelphia, Nov. 26, 1972
Opponent:
72 at Washington, Nov. 27, 1966

60 POINTS:

62 vs. Philadelphia, Nov. 26, 1972
Opponent:
62 at Cleveland, Dec. 6, 1953

50 POINTS:

52 vs. New Orleans, Dec. 9, 2012
Opponent:
52, at New Orleans, Nov. 1, 2015

100-YARD RUSHING GAME:

Andre Williams 110 at St. Louis
Dec. 21, 2014
Opponent:
Darren McFadden 152 vs. Dallas
Oct. 125, 2015

200-YARD RUSHING GAME:

Ahmad Bradshaw 200 vs. Cleveland
Oct 7, 2012
Opponent:
Jonathan Stewart 206 vs. Carolina
Dec. 27, 2009

100-YARD RECEIVING GAME:

Odell Beckham Jr., 105
at Tampa Bay, Nov. 8, 2015
Opponent:
Mike Evans, 152
at Tampa Bay, Nov. 8, 2015

200-YARD RECEIVING GAME:

Plaxico Burress, 10-204
vs. St. Louis, Oct. 2, 2005
Opponent:
Gary Clark, 11-241
vs. Washington, Oct. 27, 1986

300-YARD PASSING GAME:

Eli Manning, 350
at New Orleans, Nov. 1, 2015
Opponent:
Drew Brees, 505
at New Orleans, Nov. 1, 2015

400-YARD PASSING GAME:

Eli Manning 441
vs. San Francisco, Oct. 11, 2015
Opponent:
Drew Brees, 505
at New Orleans, Nov. 1, 2015

500-YARD PASSING GAME:

Eli Manning, 510
vs. Tampa Bay, Sept. 16, 2012
Opponent:
Drew Brees, 505
at New Orleans, Nov. 1, 2015

3 TD PASSES:

Eli Manning (6)
at New Orleans, Nov. 1, 2015
Opponent:
Drew Brees (7)
at New Orleans, Nov. 1, 2015

4 TD PASSES:

Eli Manning (6)
at New Orleans, Nov. 1, 2015
Opponent:
Drew Brees (7)
at New Orleans, Nov. 1, 2015

5 TD PASSES:

Eli Manning (6)
at New Orleans, Nov. 1, 2015
Opponent:
Drew Brees (7)
at New Orleans, Nov. 1, 2015

6 TD PASSES:

Eli Manning
at New Orleans, Nov. 1, 2015
Opponent:
Drew Brees (7)
at New Orleans, Nov. 1, 2015

3 TD RECEIVING:

Odell Beckham Jr.
at New Orleans, Nov. 1, 2015
Opponent:
Santana Moss
at Washington, Dec. 24, 2005

4 TD RECEIVING:

Earnest Gray at St. Louis (Cardinals)
Sept. 7, 1980
Opponent:
Joe Horn at New Orleans
Dec. 14, 2003

THE LAST TIME IT HAPPENED - REG. SEASON GAME

3 TD RUSHING:

Ahmad Bradshaw
vs. Buffalo, Oct. 16, 2011
Opponent:
Beanie Wells
at Arizona, Oct. 2, 2011

4 TD RUSHING:

Rodney Hampton
vs. New Orleans Sept. 24, 1995
Opponent:
Marshawn Lynch
at Seattle, Nov. 9, 2014

DEFENSE

INTERCEPTION TD RETURN:

Trumaine McBride, 63 yards
at New Orleans, Nov. 1, 2015
Opponent:
Marqueston Huff, 23 yards
at Tennessee, Dec. 7, 2014

FUMBLE RETURN FOR TD:

Trevin Wade, 5 yards
at Tampa Bay, Nov. 8, 2015
Opponent: Aaron Colvin 41 yards
at Jacksonville, Nov. 30, 2014

3 QUARTERBACK SACKS:

Justin Tuck (4.0)
at Washington, Dec. 1, 2010
Opponent:
Connor Barwin (3.0)
at Philadelphia, Oct. 12, 2014

4 QUARTERBACK SACKS:

Justin Tuck (4.0)
at Washington, Dec. 1, 2010
Opponent:
Bentrand Berry (4.0)
at Arizona, Nov. 14, 2004

2 INTERCEPTIONS:

Dominique Rodgers-Cromartie
vs. Dallas, Oct. 25, 2015
Opponent:
Chris Borland
vs. San Francisco, Nov. 16, 2014

SAFETY:

Rashad Jennings blocked the punt
and ball went into the endzone
vs. Washington, Sept. 24, 2015
Opponent:
Eli Manning sacked in end zone
by Nick Fairley at Detroit, Dec.
22, 2013

SPECIAL TEAMS

5 FIELD GOALS:

Josh Brown
at Tennessee, Dec. 7, 2014
Opponent:
Billy Cundiff (7)
vs. Dallas, Sept. 15, 2003

50-YARD FIELD GOAL:

Josh Brown, 53
at Tampa Bay, Nov. 8, 2015
Opponent:
Connor Barth, 53
at Tampa Bay, Nov. 8, 2015

KICKOFF RETURN FOR TD:

Dwayne Harris 100 yards
vs. Dallas, Oct. 25, 2015
Opponent:
Leon Washington 98 yards
vs. New York Jets, Oct. 7, 2007

PUNT RETURN FOR TD:

Domenik Hixon 79 yards
vs. Dallas, Dec. 16, 2009
Opponent:
Rashad Ross 101 yards
vs. Washington, Sept. 24, 2015

BLOCKED PUNT:

Rashad Jennings
vs. Washington, Sept. 24, 2015
Opponent:
James Casey
vs. Philadelphia, Dec. 28, 2014

BLOCKED PUNT

RETURN/RECOVERED FOR TD:
Cooper Taylor 21 yards
(blocked by Damontre Moore)
vs. Oakland, Nov. 10, 2013
Opponent: Myron Baker 5 yards
at Chicago Sept. 5, 1993

BLOCKED FIELD GOAL ATTEMPT:

Jason Pierre-Paul
at Dallas, Dec. 11, 2011
Opponent:
Daren Bates
at St. Louis, Dec. 21, 2014

FAKE FIELD GOAL ATTEMPT:

Jeff Hostetler 22-yard TD pass
to Carl Banks
at Philadelphia, Oct. 8, 1989
Opponent:
Shaun Suisham, vs. Pittsburgh
Nov. 4, 2012 (no first down)

BLOCKED PAT:

Barry Cofield
vs. Dallas, Nov. 14, 2010
Opponent:
Brandon Noble
at Dallas, Dec. 17, 2000

PAT MISSED:

Josh Brown
at Buffalo, Oct. 4, 2015
Opponent:
Jay Feely
vs. Atlanta, Nov. 9, 2003

TWO POINT CONVERSION MADE:

Andre Williams
at Buffalo, Oct. 4, 2015
Opponent:
Cousins pass to Crowder
vs. Washington, Sept. 24, 2015

TWO POINT CONVERSION FAILED:

Josh Brown run failed,
at Tampa Bay, Nov. 8, 2015
Opponent:
Blake Bortles, pass failed
at Jacksonville, Nov. 30, 2014

RECOVERED OWN ONSIDE KICK:

vs. Washington, Dec. 14, 2014
Opponent:
vs. Philadelphia, Dec. 30, 2012

2015 NEW YORK GIANTS ALPHABETICAL ROSTER

(as of Nov. 9, 2015)

NO.	LAST	FIRST	POS.	HT.	WT.	AGE	EXP.	COLLEGE	HOMETOWN	HOW ACQUIRED
20	Amukamara	Prince	CB	6-0	207	26	5	Nebraska	Glendale, AZ	D1-'11
91	Ayers Jr.	Robert	DE	6-3	275	30	7	Tennessee	Jersey City, NJ	UFA-'14
13	Beckham Jr.	Odell	WR	5-11	198	23	2	LSU	New Orleans, LA	D1-'14
53	Brinkley	Jasper	LB	6-1	255	30	7	South Carolina	Thomson, GA	FA-'15
96	Bromley	Jay	DT	6-3	310	23	2	Syracuse	Flushing, NY	D3-'14
3	Brown	Josh	K	6-0	202	36	13	Nebraska	Foyil, OK	FA-'13
54	Casillas	Jonathan	LB	6-1	227	28	7	Wisconsin	New Brunswick, NJ	FA-'15
21	Collins	Landon	S	6-0	225	21	R	Alabama	Geismar, LA	D2-'15
80	Cruz	Victor	WR	6-0	204	29	6	Massachusetts	Paterson, NJ	FA-'10
86	Cunningham	Jerome	TE	6-3	250	24	1	So. Connecticut State	Waterbury, CT	FA-'15
43	Dahl	Craig	S	6-1	212	30	9	North Dakota State	Mankato, MN	FA-'15
26	Darkwa	Orleans	RB	6-0	215	23	2	Tulane	Nashville, TN	FA-'14
18	Davis	Geremy	WR	6-2	217	23	R	Connecticut	Lawrenceville, GA	D6-'15
51	DeOssie	Zak	LS	6-4	249	31	9	Brown	No. Andover, MA	D4-'07
84	Donnell	Larry	TE	6-6	265	27	3	Grambling State	Ozark, AL	FA-'13
76	Flowers	Ereck	T	6-6	329	21	R	Miami (FL)	Miami Gardens, FL	D1-'15
95	Hankins	Johnathan	DT	6-2	320	23	3	Ohio State	Detroit, MI	D2-'13
17	Harris	Dwayne	WR	5-10	202	28	5	East Carolina	Tucker, GA	FA-'15
68	Hart	Bobby	T	6-4	334	24	R	Florida State	Lauderhill, FL	D7-'15
94	Herzlich	Mark	LB	6-4	246	28	5	Boston College	Conestoga, PA	FA-'11
28	Hosley	Jayron	CB	5-10	178	25	4	Virginia Tech	Delray Beach, FL	D3-'12
25	Jacobs	Tramain	CB	5-11	191	23	2	Texas A&M	Covington, LA	FA-'15
99	Jenkins	Cullen	DT	6-2	305	34	12	Central Michigan	Belleville, MI	FA-'13
23	Jennings	Rashad	RB	6-1	231	30	7	Liberty	Lynchburg, VA	FA-'14
77	Jerry	John	G	6-5	340	29	6	Ole Miss	Batesville, TN	UFA-'14
59	Kennard	Devon	LB	6-3	251	24	2	USC	Phoenix, AZ	D5b-'14
78	Kuhn	Markus	DT	6-4	303	29	4	NC State	Weinheim, Germany	D7-'12
10	Manning	Eli	QB	6-4	218	34	12	Ole Miss	New Orleans, LA	T(SD)-'04
38	McBride	Trumaine	CB	5-9	185	30	8	Ole Miss	Clarkdale, MS	FA-'13
37	McFadden	Leon	CB	5-10	190	25	3	San Diego State	Bellflower, CA	FA-'15
22	Meriweather	Brandon	S	5-11	197	31	8	Miami (FL)	Apopka, FL	FA-'15
98	Moore	Damontré	DE	6-5	250	23	3	Texas A&M	Rowlett, TX	D3-'13
46	Morris	James	LB	6-2	245	23	1	Iowa	Solon, IA	FA-'15
12	Nassib	Ryan	QB	6-2	223	25	3	Syracuse	Malvern, PA	D4-'13
73	Newhouse	Marshall	T	6-4	328	27	6	Texas Christian	Dallas, TX	FA-'15
90	Pierre-Paul	Jason	DE	6-5	278	26	6	South Florida	Deerfield Beach, FL	D1-'10
67	Pugh	Justin	G	6-4	301	25	3	Syracuse	Holland, PA	D1-'13
82	Randle	Rueben	WR	6-2	208	24	4	LSU	Bastrop, LA	D2-'12
61	Reynolds	Dallas	C	6-4	320	31	4	Brigham Young	Provo, UT	FA-'13
70	Richburg	Weston	C	6-3	298	24	2	Colorado State	Bushland, TX	D2-'14
41	Rodgers-Cromartie	Dominique	CB	6-2	193	29	8	Tennessee State	Bradenton, FL	FA-'14
74	Schwartz	Geoff	G	6-6	340	29	7	Oregon	Los Angeles, CA	FA-'14
93	Selvie	George	DE	6-4	270	28	6	South Florida	Pensacola, FL	FA-'15
55	Thomas III	J.T.	LB	6-1	236	27	5	West Virginia	Fort Lauderdale, FL	FA-'15
45	Tye	Will	TE	6-2	262	24	R	Stony Brook	Salisbury, CT	FA-'15

2015 NEW YORK GIANTS ALPHABETICAL ROSTER

(as of Nov. 9, 2015)

NO.	LAST	FIRST	POS.	HT.	WT.	AGE	EXP.	COLLEGE	HOMETOWN	HOW ACQUIRED
47	Unga	Uani	LB	6-1	233	27	1	BYU	Rancho Cucamonga, CA	FA-'14
34	Vereen	Shane	RB	5-10	205	26	5	California	Valencia, CA	UFA-'15
31	Wade	Trevin	CB	5-10	190	26	4	Arizona	Round Rock, TX	FA-'15
19	White	Myles	WR	6-0	190	25	2	Louisiana Tech	Livonia, MI	FA-'15
49	Whitlock	Nikita	FB	5-10	250	24	1	Wake Forest	Wylie, TX	FA-'14
44	Williams	Andre	RB	5-11	230	23	2	Boston College	Allentown, PA	D4-'14
9	Wing	Brad	P	6-3	205	24	2	LSU	Baton Rouge, LA	T(PIT)-'15
72	Wynn	Kerry	DE	6-5	264	24	2	Richmond	Louisa, VA	FA-'14
PRACTICE SQUAD										
66	Bars	Brad	DE	6-3	251	23	R	Penn State	Nashville, TN	FA-'15
63	Cleary	Emmett	T	6-7	324	25	1	Boston College	Arlington Heights, IL	FA-'15
79	Hughes	Montori	DT	6-4	350	25	3	Tennessee-Martin	Murfreesboro, TN	FA-'15
15	King	Tavarress	WR	6-1	200	26	1	Georgia	Mount Airy, GA	FA-'15
2	Kinne	G.J.	QB	6-2	218	26	1	Tulsa	Canton, TX	FA-'15
81	LaCosse	Matt	TE	6-5	261	22	R	Illinois	Naperville, IL	FA-'15
33	Swanson	Dax	CB	5-11	191	24	1	Sam Houston State	Waco, TX	FA-'15
89	Talley	Julian	WR	6-1	192	26	1	Massachusetts	Atco, NJ	FA-'15
30	Taylor	Cooper	S	6-4	228	25	3	Richmond	Atlanta, GA	FA-'15
EXEMPT/COMMISSIONER'S PERMISSION										GMS RM
65	Beatty	Will	T	6-6	319	30	7	Connecticut	York, PA	0
RESERVE/INJURED - DESIGNATED FOR RETURN										INJURY
58	Odighizuwa	Owa	DE	6-3	270	23	R	UCLA	Portland, OR	Hamstring
RESERVE/INJURED										INJURY
29	Berhe	Nat	S	6-0	194	24	2	San Diego State	Colton, CA	Calf
36	Currie	Justin	S	6-2	214	21	R	Western Michigan	Big Rapids, MI	Ankle
85	Fells	Daniel	TE	6-4	260	32	8	California-Davis	Anaheim, CA	Ankle
35	Gordy	Josh	CB	5-11	196	28	5	Central Michigan	Warthen, GA	Hip
18	Harris	Marcus	WR	6-1	187	25	1	Murray State	St. Louis, MO	Shoulder
24	Jackson	Bennett	S	6-0	192	24	1	Notre Dame	Hazlet, NJ	Knee
69	Jones	Brett	C	6-2	318	24	1	Regina	Weyburn, Saskatchewan	Knee
75	Mosley	Brandon	G	6-5	318	26	4	Auburn	Jefferson, GA	Back
27	Thompson	Mykkele	S	6-0	193	22	R	Texas	San Antonio, TX	Achilles
52	Beason	Jon	LB	6-0	232	30	9	Miami (FL)	Miramar, FL	Knee

2015 NEW YORK GIANTS NUMERICAL ROSTER

(as of Nov. 9, 2015)

NO.	LAST	FIRST	POS.	HT.	WT.	AGE	EXP.	COLLEGE	HOMETOWN	HOW ACQUIRED
3	Brown	Josh	K	6-0	202	36	13	Nebraska	Foyil, OK	FA-'13
9	Wing	Brad	P	6-3	205	24	2	LSU	Baton Rouge, LA	T(PT)-'15
10	Manning	Eli	QB	6-4	218	34	12	Ole Miss	New Orleans, LA	T(SD)- '04
12	Nassib	Ryan	QB	6-2	223	25	3	Syracuse	Malvern, PA	D4-'13
13	Beckham Jr.	Odell	WR	5-11	198	23	2	LSU	New Orleans, LA	D1-'14
17	Harris	Dwayne	WR	5-10	202	28	5	East Carolina	Tucker, GA	FA-'15
18	Davis	Geremy	WR	6-2	217	23	R	Connecticut	Lawrenceville, GA	D6-'15
19	White	Myles	WR	6-0	190	25	2	Louisiana Tech	Livonia, MI	FA-'15
20	Amukamara	Prince	CB	6-0	207	26	5	Nebraska	Glendale, AZ	D1-'11
21	Collins	Landon	S	6-0	225	21	R	Alabama	Geismar, LA	D2-'15
22	Meriweather	Brandon	S	5-11	197	31	8	Miami (FL)	Apopka, FL	FA-'15
23	Jennings	Rashad	RB	6-1	231	30	7	Liberty	Lynchburg, VA	FA-'14
25	Jacobs	Tramain	CB	5-11	191	23	2	Texas A&M	Covington, LA	FA-'15
26	Darkwa	Orleans	RB	6-0	215	23	2	Tulane	Nashville, TN	FA-'14
28	Hosley	Jayron	CB	5-10	178	25	4	Virginia Tech	Delray Beach, FL	D3-'12
31	Wade	Trevin	CB	5-10	190	26	4	Arizona	Round Rock, TX	FA-'15
34	Vereen	Shane	RB	5-10	205	26	5	California	Valencia, CA	UFA-'15
37	McFadden	Leon	CB	5-10	190	25	3	San Diego State	Bellflower, CA	FA-'15
38	McBride	Trumaine	CB	5-9	185	30	8	Ole Miss	Clarkdale, MS	FA-'13
41	Rodgers-Cromartie	Dominique	CB	6-2	193	29	8	Tennessee State	Bradenton, FL	FA-'14
43	Dahl	Craig	S	6-1	212	30	9	North Dakota State	Mankato, MN	FA-'15
44	Williams	Andre	RB	5-11	230	23	2	Boston College	Allentown, PA	D4-'14
45	Tye	Will	TE	6-2	262	24	R	Stony Brook	Salisbury, CT	FA-'15
46	Morris	James	LB	6-2	245	23	1	Iowa	Solon, IA	FA-'15
47	Unga	Uani	LB	6-1	233	27	1	BYU	Rancho Cucamonga, CA	FA-'14
49	Whitlock	Nikita	FB	5-10	250	24	1	Wake Forest	Wylie, TX	FA-'14
51	DeOssie	Zak	LS	6-4	249	31	9	Brown	No. Andover, MA	D4-'07
53	Brinkley	Jasper	LB	6-1	255	30	7	South Carolina	Thomson, GA	FA-'15
54	Casillas	Jonathan	LB	6-1	227	28	7	Wisconsin	New Brunswick, NJ	FA-'15
55	Thomas III	J.T.	LB	6-1	236	27	5	West Virginia	Fort Lauderdale, FL	FA-'15
59	Kennard	Devon	LB	6-3	251	24	2	USC	Phoenix, AZ	D5b-'14
61	Reynolds	Dallas	C	6-4	320	31	4	Brigham Young	Provo, UT	FA-'13
67	Pugh	Justin	G	6-4	301	25	3	Syracuse	Holland, PA	D1-'13
68	Hart	Bobby	T	6-4	334	24	R	Florida State	Lauderhill, FL	D7-'15
70	Richburg	Weston	C	6-3	298	24	2	Colorado State	Bushland, TX	D2-'14
72	Wynn	Kerry	DE	6-5	264	24	2	Richmond	Louisa, VA	FA-'14
73	Newhouse	Marshall	T	6-4	328	27	6	Texas Christian	Dallas, TX	FA-'15
74	Schwartz	Geoff	G	6-6	340	29	7	Oregon	Los Angeles, CA	FA-'14
76	Flowers	Ereck	T	6-6	329	21	R	Miami (FL)	Miami Gardens, FL	D1-'15
77	Jerry	John	G	6-5	340	29	6	Ole Miss	Batesville, TN	UFA-'14
78	Kuhn	Markus	DT	6-4	303	29	4	NC State	Weinheim, Germany	D7-'12
80	Cruz	Victor	WR	6-0	204	29	6	Massachusetts	Paterson, NJ	FA-'10
82	Randle	Rueben	WR	6-2	208	24	4	LSU	Bastrop, LA	D2-'12
84	Donnell	Larry	TE	6-6	265	27	3	Grambling State	Ozark, AL	FA-'13
86	Cunningham	Jerome	TE	6-3	250	24	1	So. Connecticut State	Waterbury, CT	FA-'15

2015 NEW YORK GIANTS NUMERICAL ROSTER

(as of Nov. 9, 2015)

NO.	LAST	FIRST	POS.	HT.	WT.	AGE	EXP.	COLLEGE	HOMETOWN	HOW ACQUIRED
90	Pierre-Paul	Jason	DE	6-5	278	26	6	South Florida	Deerfield Beach, FL	D1-'10
91	Ayers Jr.	Robert	DE	6-3	275	30	7	Tennessee	Jersey City, NJ	UFA-'14
93	Selvie	George	DE	6-4	270	28	6	South Florida	Pensacola, FL	FA-'15
94	Herzlich	Mark	LB	6-4	246	28	5	Boston College	Conestoga, PA	FA-'11
95	Hankins	Johnathan	DT	6-2	320	23	3	Ohio State	Detroit, MI	D2-'13
96	Bromley	Jay	DT	6-3	310	23	2	Syracuse	Flushing, NY	D3-'14
98	Moore	Damontré	DE	6-5	250	23	3	Texas A&M	Rowlett, TX	D3-'13
99	Jenkins	Cullen	DT	6-2	305	34	12	Central Michigan	Belleville, MI	FA-'13
PRACTICE SQUAD										
2	Kinne	G.J.	QB	6-2	218	26	1	Tulsa	Canton, TX	FA-'15
15	King	Tavarress	WR	6-1	200	26	1	Georgia	Mount Airy, GA	FA-'15
30	Taylor	Cooper	S	6-4	228	25	3	Richmond	Atlanta, GA	FA-'15
33	Swanson	Dax	CB	5-11	191	24	1	Sam Houston State	Waco, TX	FA-'15
63	Clery	Emmett	T	6-7	324	25	1	Boston College	Arlington Heights, IL	FA-'15
66	Bars	Brad	DE	6-3	251	23	R	Penn State	Nashville, TN	FA-'15
79	Hughes	Montori	DT	6-4	350	25	3	Tennessee-Martin	Murfreesboro, TN	FA-'15
81	LaCosse	Matt	TE	6-5	261	22	R	Illinois	Naperville, IL	FA-'15
89	Talley	Julian	WR	6-1	192	26	1	Massachusetts	Atco, NJ	FA-'15
EXEMPT/COMMISSIONER'S PERMISSION										GMS RM
65	Beatty	Will	T	6-6	319	30	7	Connecticut	York, PA	0
RESERVE/INJURED - DESIGNATED FOR RETURN										INJURY
58	Odighizuwa	Owa	DE	6-3	270	23	R	UCLA	Portland, OR	Hamstring
RESERVE/INJURED										INJURY
18	Harris	Marcus	WR	6-1	187	25	1	Murray State	St. Louis, MO	Shoulder
24	Jackson	Bennett	S	6-0	192	24	1	Notre Dame	Hazlet, NJ	Knee
27	Thompson	Mykkele	S	6-0	193	22	R	Texas	San Antonio, TX	Achilles
29	Berhe	Nat	S	6-0	194	24	2	San Diego State	Colton, CA	Calf
35	Gordy	Josh	CB	5-11	196	28	5	Central Michigan	Warthen, GA	Hip
36	Currie	Justin	S	6-2	214	21	R	Western Michigan	Big Rapids, MI	Ankle
52	Beason	Jon	LB	6-0	232	30	9	Miami (FL)	Miramar, FL	Knee
69	Jones	Brett	C	6-2	318	24	1	Regina	Weyburn, Saskatchewan	Knee
75	Mosley	Brandon	G	6-5	318	26	4	Auburn	Jefferson, GA	Back
85	Fells	Daniel	TE	6-4	260	32	8	California-Davis	Anaheim, CA	Ankle

2015 GIANTS DEPTH CHART

OFFENSE

WR	13	Odell Beckham Jr.	18	<u>Jeremy Davis</u>	
LT	76	Ereck Flowers	67	Justin Pugh	
LG	67	Justin Pugh	77	John Jerry	61 Dallas Reynolds
C	70	Weston Richburg	61	Dallas Reynolds	
RG	74	Geoff Schwartz	77	John Jerry	
RT	73	Marshall Newhouse	68	<u>Bobby Hart</u>	
TE	84	Larry Donnell	45	<u>Will Tye</u>	86 Jerome Cunningham
QB	10	Eli Manning	12	Ryan Nassib	
WR	82	Rueben Randle	17	Dwayne Harris	80 Victor Cruz+
RB	23	Rashad Jennings	44	Andre Williams	34 Shane Vereen 26 Orleans Darkwa
FB	49	Nikita Whitlock			

DEFENSE

LDE	91	Robert Ayers Jr.	72	Kerry Wynn	98 Damontre Moore
LDT	99	Cullen Jenkins	78	Markus Kuhn	
RDT	95	Johnathan Hankins	96	Jay Bromley	
RDE	90	Jason Pierre-Paul	93	George Selvie	
SLB	59	Devon Kennard	94	Mark Herzlich	
MLB	53	Jasper Brinkley	47	Uani 'Unga	
WLB	55	J.T. Thomas III	54	Jonathan Casillas	46 James Morris
LCB	41	D.Rodgers-Cromartie	38	Trumaine McBride	37 Leon McFadden
SS	22	Brandon Meriweather	43	Craig Dahl	
FS	21	<u>Landon Collins</u>			
RCB	28	Jayron Hosley	31	Trevin Wade	25 Tramaine Jacobs 20 Prince Amukamara+

SPECIALISTS

P	9	Brad Wing			
H	9	Brad Wing			
K	3	Josh Brown			
LS	51	Zak DeOssie			
KR	17	Dwayne Harris	34	Shane Vereen	26 Orleans Darkwa 44 Andre Williams
PR	17	Dwayne Harris	82	Rueben Randle	28 Jayron Hosley 13 Odell Beckham Jr.

Underlined = Rookie; BOLD= Starter; + Injured

2015 PARTICIPATION CHART

Date	9/13	9/20	9/24	10/4	10/11	10/19	10/25	11/1	11/8	11/15	11/29	12/6	12/14	12/20	12/27	1/3	TOTALS
Opponent	@Dal	ATL	WAS	@Buf	SF	@Phi	DAL	@NO	@TB	NE	@Was	NYJ	@Mia	CAR	@MIN	PHI	GP/GS/DNP/IA
20	Amukamara, Prince	RCB	RCB	RCB	RCB	RCB	IA	IA	IA	IA							
91	Ayers Jr., Robert	RDE	RDE	IA	IA	IA	IA	RDE	RDE	LDE							
66	Bars, Brad	PS	PS	PS	PS	PS	PS	PS	PS	PS							
52	Beason, Jon	IA	IA	MLB	MLB	MLB	P	MLB	IA	IR							
65	Beatty, Will	PUP	PUP	PUP	PUP	PUP	PUP	E-CP	E-CP	E-CP							
13	Beckham Jr., Odell	WR	WR	WR	WR	WR	WR	WR	WR	WR							
29	Berhe, Nat	IR	IR	IR	IR	IR	IR	IR	IR	IR							
53	Brinkley, Jasper	P	P	P	IA	P	P	P	MLB	MLB							
96	Bromley, Jay	P	P	P	P	LDT	P	P	P	P							
3	Brown, Josh	P	P	P	P	P	P	P	P	P							
54	Casillas, Jonathan	P	P	P	P	IA	P	P	WLB	WLB							
63	Cleary, Emmett	PS	PS	PS	PS	PS	PS	PS	PS	PS							
21	Collins, Landon	FS	FS	FS	FS	FS	FS	FS	FS	FS							
36	Conway, C.J.	PS	X	X	PS	PS	PS	PS	PS	PS							
80	Cruz, Victor	IA	IA	IA	IA	IA	IA	IA	IA	IA							
86	Cunningham, Jerome	IA	P	IA	IA	IA	X	PS	PS	P							
36	Currie, Justin	IR	IR	IR	IR	IR	IR	IR	IR	IR							
43	Dahl, Craig	P	P	P	P	P	P	P	P	P							
26	Darkwa, Orleans	P	P	P	P	P	P	P	P	P							
18	Davis, Jeremy	P	P	P	P	P	P	P	P	P							
51	DeOssie, Zak	P	P	P	P	P	P	P	P	P							
84	Donnell, Larry	TE	TE	TE	TE	TE	TE	TE	TE	IA							
71	Ellis, Kenrick	X	X	DNP	X	X	X	X	X	X							
85	Fells, Daniel	TE	TE	P	IA	IR	IR	IR	IR	IR							
76	Flowers, Ereck	LT	LT	IA	LT	LT	LT	LT	LT	LT							
60	Gettis, Adam	PS	PS	PS	PS	PS	X	PS	PS	X							
35	Gordy, Josh	IR	IR	IR	IR	IR	IR	IR	IR	IR							
95	Hankins, Johnathan	LDT	LDT	LDT	LDT	RDT	RDT	RDT	RDT	RDT							
86	Harper, Chris	IR	IR	IR	X	X	X	X	X	X							
17	Harris, Dwayne	P	P	WR	WR	P	P	P	P	WR							
18	Harris, Marcus	IR	IR	IR	IR	IR	IR	IR	IR	IR							
68	Hart, Bobby	IA	IA	P	P	IA	IA	IA	IA	IA							
94	Herzlich, Mark	P	P	P	P	SLB	P	P	P	P							
28	Hosley, Jayron	P	P	LCB	P	P	RCB	RCB	RCB	RCB							
79	Hughes, Montori	PS	PS	PS	PS	PS	PS	PS	PS	PS							
24	Jackson, Bennett	IR	IR	IR	IR	IR	IR	IR	IR	IR							
25	Jacobs, Tramaine	X	PS	PS	PS	PS	PS	PS	PS	P							
99	Jenkins, Cullen	LDE	LDT	LDT	LDT	RDE	RDE	P	P	P							

KEY: POSITION - start, P - played, IA - inactive, IR - injured reserve, IR-DR - injured reserve-designated for return, DNP-did not play; PS - practice squad;; X - not with team, PUP - physically unable to perform, SUS - suspended.

2015 PARTICIPATION CHART

Date		9/13	9/20	9/24	10/4	10/11	10/19	10/25	11/1	11/8	11/15	11/29	12/6	12/14	12/20	12/27	1/3	TOTALS
Opponent		@Dal	ATL	WAS	@Buf	SF	@Phi	DAL	@NO	@TB	NE	@Was	NYJ	@Mia	CAR	@MIN	PHI	GP/GS/DNP/IA
23	Jennings, Rashad	RB	RB	RB	RB	RB	RB	RB	RB	RB								
77	Jerry, John	P	P	LG	P	P	P	P	P	P								
69	Jones, Brett	IR	IR	IR	IR	IR	IR	IR	IR	IR								
81	Jones, Dominique	X	X	X	X	X	X	X	X	X								
59	Kennard, Devon	SLB	SLB	SLB	SLB	IA	IA	SLB	SLB	SLB								
2	Kinne, G.J.	PS	PS	PS	PS	PS	PS	PS	PS	PS								
78	Kuhn, Markus	LDT	IA	IA	IA	P	DT	LDT	LDT	LDT								
10	Manning, Eli	QB	QB	QB	QB	QB	QB	QB	QB	QB								
38	McBride, Trumaine	P	P	P	P	P	IA	IA	P	P								
33	McGee, Brandon	X	X	X	X	X	P	IA	X	X								
22	Meriweather, Brandon	SS	SS	SS	SS	SS	SS	SS	SS	SS								
98	Moore, Damontre	P	P	P	P	P	P	IA	P	P								
46	Morris, James	X	PS	PS	PS	PS	PS	PS	P	P								
75	Mosley, Brandon	IR	IR	IR	IR	IR	IR	IR	IR	IR								
12	Nassib, Ryan	DNP	DNP	DNP	DNP	DNP	DNP	DNP	DNP	DNP								
73	Newhouse, Marshall	RT	RT	RT	RT	RT	RT	RT	RT	RT								
97	Nix III, Louis	IA	P	P	P	P	IA	IA	IA	X								
58	Odighizuwa, Owa	IA	IA	IA	P	P	P	P	IA	IR-DR								
62	Painter, Vincent	X	PS	PS	PS	PS	PS	PS	PS	PS								
15	Parker, Preston	P	WR	X	X	X	X	X	X	X								
90	Pierre-Paul, Jason	FRA	FRA	FRA	FRA	FRA	FRA	FRA	E-CP	RDE								
64	Proctor, Xavier	X	X	X	X	X	X	X	X	X								
67	Pugh, Justin	LG	LG	LT	LG	LG	LG	LG	LG	LG								
82	Randle, Rueben	WR	WR	WR	WR	WR	WR	WR	WR	WR								
61	Reynolds, Dallas	P	P	P	P	P	P	P	P	P								
70	Richburg, Weston	C	C	C	C	C	C	C	C	C								
48	Rivers, Gerald	PS	PS	PS	PS	PS	PS	PS	PS	PS								
41	Rodgers-Cromarrie, D.	RCB	RCB	IA	RCB	RCB	LCB	LCB	LCB	LCB								
74	Schwartz, Geoff	RG	RG	RG	RG	RG	RG	RG	RG	RG								
93	Selvie, George	P	LDE	LDE	LDE	IA	P	P	P	P								
19	Talley, Julian	PS	PS	PS	X	PS	PS	PS	PS	PS								
30	Taylor, Cooper	IA	IA	P	IA	P	X	X	X	PS								
55	Thomas III, J.T.	WLB	WLB	WLB	WLB	WLB	LB	WLB	IA	IA								
27	Thompson, Mykkele	IR	IR	IR	IR	IR	IR	IR	IR	IR								
45	Tye, Will	PS	PS	PS	P	P	TE	P	P	P								
47	Unga, Uani	MLB	MLB	P	P	P	LB	IA	P	IA								
34	Vereen, Shane	P	P	P	P	P	P	P	P	P								
31	Wade, Trevin	P	P	P	P	P	DB	P	P	P								
89	White, Myles	PS	PS	PS	PS	P	P	P	P	P								
49	Whitlock, Nikita	P	P	P	P	FB	P	P	FB	FB								

2015 PARTICIPATION CHART

Date	9/13	9/20	9/24	10/4	10/11	10/19	10/25	11/1	11/8	11/15	11/29	12/6	12/14	12/20	12/27	1/3	TOTALS
Opponent	@Dal	ATL	WAS	@Buf	SF	@Phi	DAL	@NO	@TB	NE	@Was	NYJ	@Mia	CAR	@MIN	PHI	GP/GS/DNP/IA
44 Williams, Andre	P	P	P	P	P	P	P	P	P								
9 Wing, Brad	P	P	P	P	P	P	P	P	P								
72 Wynn, Kerry	P	P	RDE	RDE	LDE	LDE	LDE	LDE	P								

2015 GAME-BY-GAME STARTERS

OFFENSE

OPP	WR	LT	LG	C	RG	RT	TE	WR	QB	RB	FB
@Dal	Beckham	Flowers	Pugh	Richburg	Schwartz	Newhouse	Donnell	Randle	Manning	Jennings	Fell (TE)
ATL	Beckham	Flowers	Pugh	Richburg	Schwartz	Newhouse	Donnell	Randle	Manning	Jennings	Parker (WR)
WAS	Beckham	Pugh	Jerry	Richburg	Schwartz	Newhouse	Donnell	Randle	Manning	Jennings	Harris (WR)
@Buf	Beckham	Flowers	Pugh	Richburg	Schwartz	Newhouse	Donnell	Randle	Manning	Jennings	Harris (WR)
SF	Beckham	Flowers	Pugh	Richburg	Schwartz	Newhouse	Donnell	Randle	Manning	Jennings	Whitlock
@Phi	Beckham	Flowers	Pugh	Richburg	Schwartz	Newhouse	Donnell	Randle	Manning	Jennings	Tye (TE)
DAL	Beckham	Flowers	Pugh	Richburg	Schwartz	Newhouse	Donnell	Randle	Manning	Jennings	Whitlock
@NO	Beckham	Flowers	Pugh	Richburg	Schwartz	Newhouse	Donnell	Randle	Manning	Jennings	Whitlock
@TB	Beckham	Flowers	Pugh	Richburg	Schwartz	Newhouse	Harris (WR)	Randle	Manning	Jennings	Whitlock

NE

@Was

NYJ

@Mia

CAR

@Min

PHI

DEFENSE

OPP	LDE	LDT	RDT	RDE	SLB	MLB	WLB	LCB	RCB	SS	FS
@Dal	Jenkins	Kuhn	Hankins	Ayers Jr.	Kennard	Unga	Thomas III	Rodgers-Cromartie	Amukamara	Meriweather	Collins
ATL	Selvie	Jenkins	Hankins	Ayers	Kennard	Unga	Thomas	Rodgers-Cromartie	Amukamara	Meriweather	Collins
WAS	Selvie	Jenkins	Hankins	Wynn	Kennard	Beason	Thomas	Hosley	Amukamara	Meriweather	Collins
@Buf	Selvie	Jenkins	Hankins	Wynn	Kennard	Beason	Thomas	Rodgers-Cromartie	Amukamara	Meriweather	Collins
SF	Jenkins	Bromley	Hankins	Wynn	Herzlich	Beason	Thomas	Rodgers-Cromartie	Amukamara	Meriweather	Collins
@Phi	Jenkins	Kuhn	Hankins	Wynn	Unga	Thomas	Wade (DB)	Rodgers-Cromartie	Hosley	Meriweather	Collins
DAL	Ayers	Kuhn	Hankins	Wynn	Kennard	Beason	Thomas	Rodgers-Cromartie	Hosley	Meriweather	Collins
@NO	Ayers	Kuhn	Hankins	Wynn	Kennard	Brinkley	Casillas	Rodgers-Cromartie	Hosley	Meriweather	Collins
@TB	Ayers	Kuhn	Hankins	Pierre-Paul	Kennard	Brinkley	Casillas	Rodgers-Cromartie	Hosley	Meriweather	Collins

NE

@Was

NYJ

@Mia

CAR

@Min

PHI

GAMEDAY INACTIVES

@Dal	Taylor	Beason	Odighiowa	Hart	Cruz	Cunningham	Nix III
ATL	Taylor	Beason	Odighiowa	Hart	Kuhn	Cruz	Fells
WAS	DRC	Odighiowa	Flowers	Kuhn	Cruz	Cunningham	Ayers
@Buf	Taylor	Brinkley	Kuhn	Cruz	Fells	Cunningham	Ayers
SF	Casillas	Kennard	Hart	Cruz	Cunningham	Ayers	Selvie
@Phi	Amukamara	McBride	Kennard	Hart	Cruz	Ayers	Nix
DAL	Amukamara	McGee	Unga	Hart	Cruz	Nix	Moore
@NO	Amukamara	Thomas	Beason	Hart	Cruz	Nix	Odighiowa
@TB	Amukamara	McFadden	Unga	Thomas	Hart	Cruz	Donnell

NE

@Was

NYJ

@Mia

CAR

@Min

PHI

HOW THE 2015 GIANTS WERE BUILT

YEAR	DRAFTEES (24)	FREE AGENTS (46)	TRADES/WAIVERS (3)	
2015	T Ereck Flowers (1) S Landon Collins (2) DE Owa Odighizuwa (3)+ S Mykkel Thompson (5)+ WR Geremy Davis (6) T Bobby Hart (7)	DE Brad Bars* LB Jasper Brinkley LB Jonathan Casillas T Emmett Cleary* TE Jerome Cunningham S Craig Dahl CB Josh Gordy+ WR Dwayne Harris DT Montori Hughes* CB Tramaine Jacobs C Brett Jones+ WR Taverres King* QB G.J. Kinne* S Brandon Meriweather LB James Morris T Marshall Newhouse DE George Selvie LB JT Thomas III	WR Julian Talley* TE Will Tye RB Shane Vereen CB Trevin Wade WR Myles White	K Brad Wing (T-PIT)
2014	WR Odell Beckham, Jr. (1) C Weston Richburg (2) DT Jay Bromley (3) RB Andre Williams (4) S Nat Berhe (5a)+ LB Devon Kennard (5b)	DE Robert Ayers Jr. RB Orleans Darkwa TE Daniel Fells+ CB Bennett Jackson+ RB Rashad Jennings G John Jerry CB D.Rodgers-Cromartie	G Geoff Schwartz LB Unai 'Unga FB Nikita Whitlock DE Kerry Wynn	
2013	T Justin Pugh (1) DT Johnathan Hankins (2) DE Damontre Moore (3) QB Ryan Nassib (4) S Cooper Taylor (5)	K Josh Brown DT Cullen Jenkins CB Trumaine McBride C Dallas Reynolds		LB Jon Beason (T-CAR)+
2012	WR Rueben Randle (2) CB Jayron Hosley (3) DT Markus Kuhn (7)	TE Larry Donnell		
2011	CB Prince Amukamara (1)	LB Mark Herzlich		
2010	DE Jason Pierre-Paul (1)	WR Victor Cruz		
2009	T Will Beatty (2b)#			
2007	LS Zak DeOssie (4)			
2004				QB Eli Manning (T-SD)

*practice squad, + reserve/injured reserve, % Suspended by NFL

2015 GIANTS PLAYER BY POSITION

QUARTERBACKS (2)

No	Name	Pos	HT	WT	Exp	College
10	Manning, Eli	QB	6-4	218	12	Ole Miss
12	Nassib, Ryan	QB	6-2	223	3	Syracuse

RUNNING BACKS (4)

No	Name	Pos	HT	WT	Exp	College
23	Jennings, Rashad	RB	6-1	231	7	Liberty
26	Darkwa, Orleans	RB	6-0	215	1	Tulane
34	Vereen, Shane	RB	5-10	205	5	California
44	Williams, Andre	RB	5-11	230	2	Boston College

FULLBACKS (1)

No	Name	Pos	HT	WT	Exp	College
49	Whitlock, Nikita	FB	5-10	250	1	Wake Forest

WIDE RECEIVERS (6)

No	Name	Pos	HT	WT	Exp	College
13	Beckham Jr., Odell	WR	5-11	198	2	LSU
17	Harris, Dwayne	WR	5-10	202	5	East Carolina
18	Davis, Jeremy	WR	6-2	217	R	Connecticut
19	White, Myles	WR	6-0	190	2	Louisiana Tech
80	Cruz, Victor	WR	6-0	204	6	Massachusetts
82	Randle, Rueben	WR	6-2	208	4	LSU

TIGHT ENDS (3)

No	Name	Pos	HT	WT	Exp	College
45	Tye, Will	TE	6-2	262	R	Florida State
84	Donnell, Larry	TE	6-6	265	3	Grambling State
86	Cunningham, Jerome	TE	6-3	250	1	So. Conn. State

OFFENSIVE LINE (8)

No	Name	Pos	HT	WT	Exp	College
61	Reynolds, Dallas	C	6-4	320	4	Brigham Young
67	Pugh, Justin	G	6-4	301	3	Syracuse
68	Hart, Bobby	T	6-4	334	R	Florida State
70	Richburg, Weston	C	6-3	298	2	Colorado State
73	Newhouse, Marshall	T	6-4	328	6	Texas Christian
74	Schwartz, Geoff	G	6-6	340	7	Oregon
76	Flowers, Ereck	T	6-6	329	R	Miami (FL)
77	Jerry, John	G	6-5	340	6	Ole Miss

DEFENSIVE LINE (9)

No	Name	Pos	HT	WT	Exp	College
72	Wynn, Kerry	DE	6-5	264	2	Richmond
78	Kuhn, Markus	DT	6-4	303	4	NC State
90	Pierre-Paul, Jason	DE	6-5	278	6	South Florida
91	Ayers Jr., Robert	DE	6-3	275	7	Tennessee
93	Selvie, George	DE	6-4	270	6	South Florida
95	Hankins, Johnathan	DT	6-2	320	3	Ohio State
96	Bromley, Jay	DT	6-3	310	2	Syracuse
98	Moore, Damontre	DE	6-5	250	3	Texas A&M
99	Jenkins, Cullen	DT	6-2	305	12	Central Michigan

LINEBACKERS (7)

No	Name	Pos	HT	WT	Exp	College
46	Morris, James	LB	6-2	245	1	Iowa
47	Unga, Uani	LB	6-1	233	1	BYU
53	Brinkley, Jasper	LB	6-1	255	7	South Carolina
54	Casillas, Jonathan	LB	6-1	227	7	Wisconsin
55	Thomas III, J.T.	LB	6-1	236	5	West Virginia
59	Kennard, Devon	LB	6-3	251	2	USC
94	Herzlich, Mark	LB	6-4	246	5	Boston College

DEFENSIVE BACKS (10)

No	Name	Pos	HT	WT	Exp	College
20	Amukamara, Prince	CB		207	5	Nebraska
21	Collins, Landon	S	6-0	225	R	Alabama
22	Meriweather, Brandon	S	5-11	197	8	Miami (FL)
25	Jacobs, Tramain	CB	5-11	191	2	Texas A&M
28	Hosley, Jayron	CB	5-10	178	4	Virginia Tech
31	Wade, Trevin	CB	5-10	190	4	Arizona
37	McFadden, Leon	CB	5-10	190	3	San Diego State
38	McBride, Trumaine	CB	5-9	185	8	Ole Miss
41	Rodgers-Cromartie, D.	CB	6-2	193	8	Tennessee State
43	Dahl, Craig	S	6-1	212	9	North Dakota State

SPECIALISTS (3)

No	Name	Pos	HT	WT	Exp	College
3	Brown, Josh	K	6-0	202	13	Nebraska
9	Wing, Brad	P	6-3	205	2	LSU
51	DeOssie, Zak	LS	6-4	249	9	Brown

2015 PLAYER TRANSACTIONS

12/29	OL Bamiro, Michael Signed to Reserve/Future Contract	DE Harrah, Brad Signed as Rookie Free Agent
	WR Criner, Juron Signed to Reserve/Future Contract	RB Hunt, Akeem Signed as Rookie Free Agent
	S Gordon, Thomas Signed to Reserve/Future Contract	TE Lacosse, Matt Signed as Rookie Free Agent
	WR Harper, Chris Signed to Reserve/Future Contract	5/8 DE Odighizuwa, Owa Signed Rookie Contract
	CB Bennett, Jackson Signed to Reserve/Future Contract	5/11 LB Davidson, James Waived
	P Malone, Robert Signed to Reserve/Future Contract		Gordon, Thomas
	DE Stanton, Jordan Signed to Reserve/Future Contract	 Waived/Injured
	WR Talley, Julian Signed to Reserve/Future Contract	RB Ogbannaya, Chris Contract Terminated
	LB Unga, Devin Signed to Reserve/Future Contract	WR Edwards, Ben Signed as Free Agent
	DB Victorian, Josh Signed to Reserve/Future Contract	RB Harper, Kenneth Signed as Free Agent
	FB Whitlock, Nikita Signed to Reserve/Future Contract	DT Taylor, Carlif Signed as Free Agent
1/5	LB Butler, Victor Signed to Reserve/Future Contract	TE Tye, Will Signed as Free Agent
1/7	K Boswell, Chris Signed to Reserve/Future Contract	6/5 LB Jones, Ryan Waived
	QB Stanzi, Ricky Signed to Reserve/Future Contract	6/10 LB Johnson, Tony Signed as Free Agent
1/13	OL Clearly, Emmett Signed by Giants	7/15 DB Miles, Jeremy Signed as Free Agent
	DB Wade, Trevin Signed by Giants	WR Harris, Marcus Waived/Injured
2/11	RB Wilson, David Waived/Failed Physical	DB Currie, Justin Waived
	C Jones, Brett Signed as Free Agent	7/23 DB Currie, Justin Signed as Free Agent
2/17	WR Ogletree, Kevin Re-signed	7/31 T Beatty, Will Placed on Active/PUP
2/18	OL Reynolds, Dallas Re-signed	WR Edwards, Ben Waived/Injured
2/24	DE Kiwanuka, Mathias Contract Terminated	T Kropog, Troy Terminated from Reserve/PUP
2/25	RB Hillis, Peyton Released (Failed Physical)	7/31 WR Jones, James Signed as Free Agent
3/2	DE Pierre-Paul, Jason Designated as Franchise Player	8/2 DE Harrah, Brad Waived/Injured
3/11	C Walton, J.D. Released	TE Lacosse, Matt Waived/Injured
	LB Herzlich, Mark Re-signed	DE Bars, Brad Signed as Free Agent
	FB Hynoski, Henry Re-signed	WR Johnson, Derrick Signed as Free Agent
	DB Howard, Travis Waived	8/7 WR Harper, Chris Waived/Injured
	OL Gaines, Rogers Waived	S Halley, Justin Signed as Free Agent
3/12	LB Casillas, Jonathan Signed as Unrestricted Free Agent	8/16 S Thompson, Mykkele Placed on Injured Reserve
	WR Harris, Dwayne Signed as Unrestricted Free Agent	K Boswell, Chris Waived
	T Newhouse, Marshall Signed as Unrestricted Free Agent	S Meriweather, Brandon Signed as Free Agent
	LB Thomas III, J.T. Signed as Unrestricted Free Agent	8/18 DT Taylor, Carlif Waived
	RB Vereen, Shane Signed as Unrestricted Free Agent	DT Staten, Jimmy Claimed Off Waivers (Seahawks)
3/16	OL Jerry, John Re-signed	8/24 S Currie, Justin Waived/Injured
	CB Brown, Chykie Re-signed	LB Johnson, Tony Waived/Injured
3/18	DT Ellis, Kenrick Signed as Unrestricted Free Agent	S Conway, C.J. Signed as Free Agent
3/19	TE Fells, Daniel Re-signed	LB Palmer, Ashlee Signed as Free Agent
3/20	DE Selvie, George Signed as Unrestricted Free Agent	8/31 LB Butler, Victor Terminated Contract
4/14	S Gordy, Josh Signed as Unrestricted Free Agent	S Brown, Stevie Signed as Free Agent
	LB Jones, Ryan Signed as Free Agent	9/1 T Beatty, Will Placed on Reserve/PUP
4/15	DE Hazel, Paul Waived	CB Gordy, Josh Placed on Reserve/Injured
	DB Victorian, Josh Waived	S Bennett, Jackson Placed on Reserve/Injured
4/27	RB Cox, Michael Waived/Injured	G Mosley, Brandon Waived/Injured
5/7	WR Ogletree, Kevin Contract Terminated	RB Hunt, Akeem Waived/Injured
	LB Manning, Terrell Waived	WR Criner, Juron Waived
	G Hart, Bobby Signed Rookie Contract	S Halley, Justin Waived
	S Thompson, Mykkele Signed Rookie Contract	G Herman, Eric Waived
	DB Currie, Justin Signed as Rookie Free Agent	WR Johnson, Derrick Waived
	OL Donnelly, Sean Signed as Rookie Free Agent	P Malone, Robert Waived
	LB Farrand, Cole Signed as Rookie Free Agent	DE Stanton, Jordan Waived
			DT Staten, Jimmy Waived

2015 PLAYER TRANSACTION

	TE Tye, Will	Waived	9/10	LB Farrand, Cole	Waived
9/2	K Boswell, Chris	Signed as Free Agent	9/15	S Conway, C.J.	Terminated from Practice Squad
	T Bamiro, Michael	Waived	QB Kinne, G.J.	Terminated from Practice Squad	
9/4	P Weatherford, Steve	Terminated Contract	DE Rivers, Gerald	Terminated from Practice Squad	
	P Wing, Brad	Acquired in Trade (PIT)	CB Jacobs, Trammain	Signed to Practice Squad	
9/5	CB Brown, Chykie	Contract Terminated	LB Morris, James	Signed to Practice Squad	
	FB Hynoski, Henry	Contract Terminated	G Painter, Vinston	Signed to Practice Squad	
	WR Jones, James	Contract Terminated	9/22	WR Parker, Preston	Terminated Contract
	LB McClain, Jameel	Contract Terminated	DT Ellis, Kenrick	Signed as Free Agent	
	S Miles, Jeromy	Contract Terminated	9/28	WR Harper, Chris	Waived from Reserve/Injured
	LB Palmer, Ashlee	Contract Terminated	9/30	G Painter, Vinston	Terminated from Practice Squad
	DE Bars, Brad	Waived	WR Talley, Julian	Terminated from Practice Squad	
	K Boswell, Chris	Waived	WR King, Tavarress	Signed to Practice Squad	
	T Clearly, Emmett	Waived	QB Kinne, G.J.	Signed to Practice Squad	
	S Conway, C.J.	Waived	10/3	DT Ellis, Kenrick	Contract Terminated
	T Donnelly, Sean	Waived	TE Tye, Will	Signed off Practice Squad	
	LB Farrand, Cole	Waived	10/7	TE Fells, Daniel	Placed on IR (Ankle)
	CB Fenner, Chandler	Waived	WR White, Myles	Signed to 53-Man Roster	
	G Gettis, Adam	Waived	TE Jones, Dominique	Signed to Practice Squad	
	DT Hamilton, Dominique	Waived	WR Talley, Julian	Signed to Practice Squad	
	RB Harper, Kenneth	Waived	10/15	G Gettis, Adam	Terminated from Practice Squad
	TE Robinson, Adrien	Waived	TE Jones, Dominique	Terminated from Practice Squad	
	QB Stanzi, Ricky	Waived	CB McGee, Brandon	Signed to Practice Squad	
	WR Talley, Julian	Waived	T Proctor, Xavier	Signed to Practice Squad	
	C Jones, Brett	Waived/Injured	10/18	TE Cunningham, Jerome	Waived
	WR Washington, Corey	Waived/Injured	CB McGee, Brandon	Signed to 53-Man Roster	
	RB Hunt, Akeem	Waived from Reserve/Injured	10/20	S Taylor, Cooper	Waived
	S Berhe, Nat	Placed on Reserved/Injured	10/21	CB McFadden, Leon	Signed from Cardinals Practice Squad
9/6	DT Ellis, Kenrick	Contract Terminated	TE Cunningham, Jerome	Signed to Practice Squad	
	CB Harris, Mike	Waived	G Gettis, Adam	Signed to Practice Squad	
	CB Jackson, Asa	Awarded from Ravens	T Proctor, Xavier	Practice Squad Contract Terminated	
	DT Nix, Louis	Awarded from Texans	10/31	CB McGee, Brandon	Waived
	WR Washington, Corey	Reached Injury Settlement	LB Morris, James	Signed from Practice Squad	
	DE Bars, Brad	Signed to Practice Squad	11/3	G Gettis, Adam	Practice Squad Contract Terminated
	T Clearly, Emmett	Signed to Practice Squad	TE Lacosse, Matt	Signed to Practice Squad	
	S Conway, C.J.	Signed to Practice Squad	S Taylor, Cooper	Signed to Practice Squad	
	LB Farrand, Cole	Signed to Practice Squad	11/5	DE Odighizuwa, Owa	Placed on Reserve/Injured-Designated for Return
	G Gettis, Adam	Signed to Practice Squad	TE Cunningham, Jerome	Signed to 53-Man Roster	
	WR Talley, Julian	Signed to Practice Squad	CB Swanson, Dax	Signed to Practice Squad	
9/7	S Brown, Stevie	Terminated Contract	11/7	LB Beason, Jon	Placed on IR (knee)
	S Dahl, Craig	Signed as Free Agent	DE Pierre-Paul, Jason	Activated to 53-man roster	
	DT Hughes, Montori	Signed to Practice Squad	DT Nix, Louis	Waived	
	TE Tye, Will	Signed to Practice Squad	CB Jacobs, Trammain	Signed to 53-Man Roster	
9/8	CB Jackson, Asa	Waived			
	DT Nix III, Louis	Waived/Failed Physical			
9/9	QB Kinne, G.J.	Signed to Practice Squad			
	DE Rivers, Gerald	Signed to Practice Squad			
	LB Brinkley, Jasper	Signed as Free Agent			
	DT Nix III, Louis	Signed as Free Agent			
	WR White, Myles	Signed to Practice Squad			

GIANTS STATS



2015 GIANTS OFFENSIVE STATS

NEW YORK GIANTS / WEEK 9 / THROUGH SUNDAY, NOVEMBER 8, 2015

WON 5, LOST 4				* RUSHING	No.	Yds	Avg	Long	TD				
09/13 L 26-27	at Dallas	93,579		Jennings	94	364	3.9	27	1				
09/20 L 20-24	Atlanta	77,678		Williams	61	177	2.9	35	1				
09/24 W 32-21	Washington	76,081		Vereen	41	174	4.2	39	0				
10/04 W 24-10	at Buffalo	70,677		Darkwa	18	94	5.2	17	1				
10/11 W 30-27	San Francisco	78,515		Manning	13	47	3.6	18	0				
10/19 L 7-27	at Philadelphia	69,296		D. Harris	1	11	11.0	11	0				
10/25 W 27-20	Dallas	80,319		Beckham	1	3	3.0	3	0				
11/01 L 49-52	at New Orleans	73,019		TEAM	229	870	3.8	39	3				
11/08 W 32-18	at Tampa Bay	64,351		OPPONENTS	243	1033	4.3	59	6				
11/15	New England			* RECEIVING	No.	Yds	Avg	Long	TD				
11/29	at Washington			Beckham	59	759	12.9	67t	7				
12/06	New York Jets			Randle	36	424	11.8	44	3				
12/14	at Miami			Vereen	34	309	9.1	37	3				
12/20	Carolina			Donnell	29	223	7.7	22	2				
12/27	at Minnesota			D. Harris	19	222	11.7	38	3				
01/03	Philadelphia			Jennings	17	162	9.5	51t	1				
	NY-G	Opp.		Tye	10	96	9.6	18	0				
TOTAL FIRST DOWNS	188	215		Fells	6	60	10.0	23	0				
Rushing	45	62		Parker	5	43	8.6	15	0				
Passing	114	133		Cunningham	3	13	4.3	6	0				
Penalty	29	20		Davis	2	21	10.5	16	0				
3rd Down: Made/Att	49/120	59/124		White	2	11	5.5	8	0				
3rd Down Pct.	40.8	47.6		Williams	1	7	7.0	7	0				
4th Down: Made/Att	3/6	4/8		Flowers	1	-11	-11.0	-11	0				
4th Down Pct.	50.0	50.0		TEAM	224	2339	10.4	67t	19				
POSSESSION AVG.	28:32	31:28		OPPONENTS	246	2832	11.5	68	17				
TOTAL NET YARDS	3147	3805		* INTERCEPTIONS	No.	Yds	Net	Long	TD				
Avg. Per Game	349.7	422.8		Rodgers-Cromarti	3	72	24.0	58t	1				
Total Plays	581	620		McBride	2	82	41.0	63t	1				
Avg. Per Play	5.4	6.1		Meriweather	2	26	13.0	26	0				
NET YARDS RUSHING	870	1033		Uani' Unga	2	1	0.5	1	0				
Avg. Per Game	96.7	114.8		Hosley	1	17	17.0	17	0				
Total Rushes	229	243		Amukamara	1	6	6.0	6	0				
NET YARDS PASSING	2277	2772		Collins	1	0	0.0	0	0				
Avg. Per Game	253.0	308.0		Kennard	1	0	0.0	0	0				
Sacked/Yards Lost	12/62	9/60		TEAM	13	204	15.7	63t	2				
Gross Yards	2339	2832		OPPONENTS	6	80	13.3	29	1				
Att./Completions	340/224	368/246		* PUNTING	No.	Yds	Avg	Net	TB	In	Lg	B	
Completion Pct.	65.9	66.8		Wing	40	1809	45.2	40.8	3	18	64	0	
Had Intercepted	6	13		TEAM	40	1809	45.2	40.8	3	18	64	0	
PUNTS/AVERAGE	40/45.2	29/47.6		OPPONENTS	29	1380	47.6	41.0	3	5	69	1	
NET PUNTING AVG.	40/40.8	29/41.0		* PUNT RETURNS	Ret	FC	Yds	Avg	Long	TD			
PENALTIES/YARDS	63/505	74/611		D. Harris	17	4	132	7.8	29	0			
FUMBLES/BALL LOST	9/3	19/8		TEAM	17	4	132	7.8	29	0			
TOUCHDOWNS	27	25		OPPONENTS	18	11	116	6.4	24	0			
Rushing	3	6		* KICKOFF RETURNS	No.	Yds	Avg	Long	TD				
Passing	19	17		D. Harris	13	429	33.0	100t	1				
Returns	5	2		Vereen	7	179	25.6	46	0				
* SCORE BY PERIODS	Q1	Q2	Q3	Q4	OT	PTS							
TEAM	51	74	40	82	0	247							
OPPONENTS	46	52	38	90	0	226							
* SCORING	TD-Ru	Pa-Rt	K-PAT	FG	S	PTS							
Brown	0	0	0	24/25	19/19	0	81						
Beckham	7	0	7	0	0	42							
D. Harris	4	0	3	1	0	24							
Randle	3	0	3	0	0	18							
Vereen	3	0	3	0	0	18							
Jennings	2	1	1	0	1	14							
Donnell	2	0	2	0	0	12							
Rodgers-Cromart	2	0	0	2	0	12							
Williams	1	1	0	0	0	8							
Darkwa	1	1	0	0	0	6							
McBride	1	0	0	1	0	6							
Wade	1	0	0	1	0	6							
TEAM	27	3	19	5	24/25	19/19	1	247					
OPPONENTS	25	6	17	2	23/23	17/19	0	226					
2-Pt Conv: Williams, TM	1-2,	OPP	1-2										
SACKS: Moore 3, Jenkins 2, Ayers 1, Casillas 1, Whitlock 1, Kuhn 0.5, Selvie 0.5, TM 9, OPP 12													
FUM/LOST: Manning 5/1, Beckham 1/0, D. Harris 1/0, Jennings 1/1, Tye 1/1													
* PASSING	Att	Cmp	Yds	Cmp%	Yds/Att	TD	TD%	Int	Int%	Long	Sack/Lost	Rating	
Manning	340	224	2339	65.9	6.88	19	5.6	6	1.8	67t	12/	62	96.9
TEAM	340	224	2339	65.9	6.88	19	5.6	6	1.8	67t	12/	62	96.9
OPPONENTS	368	246	2832	66.8	7.70	17	4.6	13	3.5	68	9/	60	90.5

2015 GIANTS DEFENSIVE STATS

Player	DEFENSE												SPECIAL TEAMS					MISC.			
	T	A	TT	SK	YD	TFL	QH	INT	PD	FF	FR	T	A	FF	FR	BL	T	A	FF	FR	
Landon Collins	40	16	56	0	0	2	1	1	6	0	0	0	0	0	0	0	0	0	0	0	0
Uani 'Unga	34	13	47	0	0	2	1	2	4	2	0	0	0	0	0	0	0	0	0	0	0
Brandon Meriweather	31	13	44	0	0	0	0	2	7	0	0	0	0	0	0	0	0	0	0	0	0
Kerry Wynn	27	14	41	0	0	5	2	0	1	0	0	0	0	0	0	0	0	0	0	0	0
Devon Kennard	27	13	40	0	0	2	5	1	4	0	0	1	1	0	0	0	0	0	0	0	0
Jonathan Casillas	27	12	39	1	11	2	1	0	2	0	0	2	3	0	0	0	0	0	0	0	0
D.Rodgers-Cromartie	31	2	33	0	0	2	0	3	6	2	1	0	0	0	0	0	0	0	0	0	0
Prince Amukamara	26	6	32	0	0	0	0	1	7	1	1	0	0	0	0	0	0	0	0	0	0
Johnathan Hankins	21	9	30	0	0	1	2	0	1	1	0	0	0	0	0	0	0	0	0	0	0
J.T. Thomas	17	11	28	0	0	0	0	0	0	0	0	2	0	0	0	0	0	0	0	0	0
Trevin Wade	19	5	24	0	0	1	1	0	1	1	2	3	0	0	0	0	0	0	0	0	0
Jayron Hosley	16	8	24	0	0	0	0	1	4	0	0	2	0	0	0	0	0	0	0	0	0
Trumaine McBride	19	2	21	0	0	1	0	2	2	1	0	0	0	0	0	0	0	0	0	0	0
Jay Bromley	11	10	21	0	0	0	4	0	0	0	0	0	0	0	0	0	0	0	0	0	0
George Selvie	10	9	19	0.5	0	1	4	0	0	0	0	0	0	0	0	0	0	0	0	0	0
Jon Beason	11	7	18	0	0	0	0	0	0	0	0	0	0	0	0	0	0	0	0	0	0
Craig Dahl	13	3	16	0	0	0	0	0	0	0	0	8	2	1	0	0	0	0	0	0	0
Cullen Jenkins	8	4	12	2	8	2	3	0	1	0	0	0	0	0	0	0	0	0	0	0	0
Damontre Moore	9	2	11	3	16	2	9	0	0	1	1	3	1	0	0	0	0	0	0	0	0
Robert Ayers	8	3	11	1	11	2	8	0	3	1	0	0	0	0	0	0	0	0	0	0	0
Jasper Brinkley	8	3	11	0	0	1	0	0	0	1	1	1	0	0	0	0	0	0	0	0	0
Mark Herzlich	5	4	9	0	0	1	0	0	0	0	0	6	3	0	0	0	0	0	0	0	0
Markus Kuhn	5	2	7	0.5	0	1	2	0	0	0	0	0	0	0	0	0	0	0	0	0	0
Owa Odighizuwa	2	1	3	0	0	0	0	0	0	0	0	0	0	0	0	0	0	0	0	0	0
Jason Pierre-Paul	2	0	2	0	0	0	2	0	0	0	0	0	0	0	0	0	0	0	0	0	0
Nikita Whitlock	1	0	1	1	14	1	3	0	0	0	0	1	1	0	0	0	0	0	0	0	0
Jeremy Davis	0	0	0	0	0	0	0	0	0	0	0	3	1	0	0	0	0	0	0	0	0
Orleans Darkwa	0	0	0	0	0	0	0	0	0	0	0	2	2	0	1	0	0	0	0	0	0
Dwayne Harris	0	0	0	0	0	0	0	0	0	0	0	2	0	0	0	0	2	0	0	0	0
Zak DeOssie	0	0	0	0	0	0	0	0	0	0	0	1	1	0	0	0	0	0	0	0	0
Tramain Jacobs	0	0	0	0	0	0	0	0	0	0	0	1	0	0	0	0	0	0	0	0	0
Leon McFadden	0	0	0	0	0	0	0	0	0	0	0	1	0	0	0	0	0	0	0	0	0
Josh Brown	0	0	0	0	0	0	0	0	0	0	0	1	0	0	0	0	0	0	0	0	0
Brad Wing	0	0	0	0	0	0	0	0	0	0	0	1	0	0	0	0	0	0	0	0	0
Cooper Taylor	0	0	0	0	0	0	0	0	0	0	0	0	1	0	0	0	0	0	0	0	0
Justin Pugh	0	0	0	0	0	0	0	0	0	0	0	0	0	0	0	0	2	0	0	0	0
Larry Donnell	0	0	0	0	0	0	0	0	0	0	0	0	0	0	0	0	1	0	0	0	1
Geoff Schwartz	0	0	0	0	0	0	0	0	0	0	0	0	0	0	0	0	1	0	0	0	0
Odell Beckham	0	0	0	0	0	0	0	0	0	0	0	0	0	0	0	0	1	0	0	0	0
Eli Manning	0	0	0	0	0	0	0	0	0	0	0	0	0	0	0	0	0	0	0	2	0
Ereck Flowers	0	0	0	0	0	0	0	0	0	0	0	0	0	0	0	0	0	0	0	1	0
Rashad Jennings	0	0	0	0	0	0	0	0	0	0	0	0	0	0	0	1	0	0	0	0	0
Myles White	0	0	0	0	0	0	0	0	0	0	0	0	0	0	1	0	0	0	0	0	0
Team Totals	428	172	600	9	60	29	48	13	49	11	6	41	16	1	2	1	7	0	0	4	4
Opponent Totals	414	164	578	11	49	39	32	6	36	6	3	38	6	0	3	0	13	0	0	5	5

2015 GIANTS TEAM SCORING

	GIANTS						OPPONENTS					
	1ST	2ND	3RD	4TH	OT	TOTAL	1ST	2ND	3RD	4TH	OT	TOTAL
9/13 at Dallas	3	10	3	10	-	26	3	3	7	14	-	27
9/20 Atlanta	0	13	7	0	-	20	7	3	0	14	-	24
9/24 Washington	12	3	3	14	-	32	0	6	0	15	-	21
10/4 at Buffalo	9	7	0	8	-	24	3	0	0	7	-	10
10/11 San Francisco	3	10	7	10	-	30	3	3	7	14	-	27
10/19 at Philadelphia	3	10	7	10	-	30	3	3	7	14	-	27
10/25 Dallas	0	10	10	7	-	27	3	10	0	7	-	20
11/1 at New Orleans	7	14	7	21	-	49	14	14	14	10	-	52
11/8 at Tampa Bay	10	7	3	12	-	32	6	3	3	6	-	18
11/15 New England												
11/29 at Washington												
12/6 Jets												
12/14 at Miami												
12/20 Carolina												
12/27 at Minnesota												
1/3 Philadelphia												
2015 Totals	51	74	40	82	-	247	16	52	38	90	-	226

2015 GIANTS TEAM OFFENSIVE STATS

GIANTS	FIRST DOWNS				TOTAL OFF.		RUSHING		PASSING				INT. BY NYG			
	T	R	Pa	Pe	YDS	PLYS	YDS	ATT	YDS	SK/YD	ATT	COM	I	NO	YDS	TD
9/13 at Dallas	18	6	10	2	289	61	99	24	190	1/3	36	20	0	2	20	0
9/20 Atlanta	19	6	12	1	388	65	97	23	291	2/1	40	27	0	0	0	0
9/24 Washington	19	5	13	1	363	63	84	31	279	0/0	32	23	0	2	6	0
10/4 at Buffalo	19	4	8	7	303	64	92	28	211	1/1	35	20	1	1	0	0
10/11 San Francisco	30	6	23	1	525	75	84	21	441	0/0	54	41	1	0	0	0
10/19 at Philadelphia	18	3	11	4	247	64	81	23	166	3/23	38	24	2	3	43	0
10/25 Dallas	13	4	7	2	289	51	132	25	157	2/13	24	13	0	3	70	1
11/1 at New Orleans	28	5	16	7	416	65	87	21	329	3/21	41	30	0	2	65	1
at Tampa Bay	24	6	14	4	327	73	114	33	213	0/0	40	26	2	0	0	0
11/15 New England																
11/29 at Washington																
12/6 Jets																
12/14 at Miami																
12/20 Carolina																
12/27 at Minnesota																
1/3 Philadelphia																
2015 Totals	188	45	114	29	3147	581	870	229	2277	12/62	340	224	6	13	204	2

GIANTS	PUNTS NO-AVG	PUNT RETURNS				KO RETURNS			PEN. NO-YDS	FUM. NO/LT
		NO	YDS	FC	TD	NO	YDS	TD		
9/13 at Dallas	4-44.8	2	3	0	0	0	0	0	5-44	0/0
9/20 Atlanta	4-41.0	4	66	0	0	2	77	0	6-35	2/1
9/24 Washington	4-42.8	1	0	0	0	2	17	0	8-67	1/0
10/4 at Buffalo	8-44.4	3	18	1	0	1	25	0	11-85	1/0
10/11 San Francisco	2-45.0	3	31	0	0	2	44	0	6-65	0/0
10/19 at Philadelphia	8-42.4	3	1	0	0	4	79	0	12-92	2/1
10/25 Dallas	5-47.0	0	0	0	0	3	149	1	3-13	0/0
11/1 at New Orleans	4-53.0	1	13	0	0	5	169	0	6-53	2/1
11/8 at Tampa Bay	1-64.0	0	0	1	0	2	54	0	6-49	1/0
11/15 New England										
11/29 at Washington										
12/6 Jets										
12/14 at Miami										
12/20 Carolina										
12/27 at Minnesota										
1/3 Philadelphia										
2015 Totals	40-45.2	17	132	4	0	21	614	1	63-505	9/3

2015 GIANTS TEAM OFFENSIVE STATS

GIANTS SCORING	TD	TDr	TDp	TDrt	PAT	2-PT	FG	T.O.P.
9/13 at Dallas	2	1	0	1	2/2	0/0	4/4	22:50
9/20 Atlanta	2	0	2	0	2/2	0/0	2/2	28:25
9/24 Washington	3	1	2	0	3/3	0/0	3/3	31:30
10/4 at Buffalo	3	0	3	0	1/2	1/1	1/1	30:33
10/11 San Francisco	3	0	3	0	3/3	0/0	3/3	31:58
10/19 at Philadelphia	1	0	1	0	1/1	0/0	0/0	29:30
10/25 Dallas	3	1	0	2	3/3	0/0	2/2	21:56
11/1 at New Orleans	7	0	6	1	7/7	0/0	0/0	25:01
11/8 at Tampa Bay	3	0	2	1	2/2	0/0	4/4	34:55
11/15 New England								
11/29 at Washington								
12/6 Jets								
12/14 at Miami								
12/20 Carolina								
12/27 at Minnesota								
1/3 Philadelphia								
2015 Totals	27	3	19	5	24/25	1/1	19/19	28:32

2015 GIANTS THIRD DOWN EFFICIENCY

Date	Opponent	Conv/A	Pct.	Date	Opponent	Conv/A	Pct.
9/13	at Dallas	6/14	43%	11/8	at Tampa Bay	9/16	56%
9/20	vs. Atlanta	10/17	59%				
9/24	vs. Washington	4/12	33%				
10/4	at Buffalo	3/15	20%				
10/11	vs. San Francisco	9/14	64%				
10/19	at Philadelphia	4/13	31%				
10/25	vs. Dallas	3/11	27%				
11/1	at New Orleans	1/8	13%				

2015 OPPONENTS THIRD DOWN EFFICIENCY

Date	Opponent	Conv/A	Pct.	Date	Opponent	Conv/A	Pct.
9/13	at Dallas	6/11	55%	11/8	at Tampa Bay	6/13	46%
9/20	vs. Atlanta	11/17	65%				
9/24	vs. Washington	6/15	40%				
10/4	at Buffalo	3/16	19%				
10/11	vs. San Francisco	8/14	57%				
10/19	at Philadelphia	6/16	38%				
10/25	vs. Dallas	6/11	55%				
11/1	at New Orleans	6/10	60%				

2015 OPPONENTS TEAM OFFENSIVE STATS

OPPONENTS	FIRST DOWNS				TOTAL OFF.		RUSHING		PASSING				INT. BY OPP			
	T	R	Pa	Pe	YDS	PLYS	YDS	ATT	YDS	SK/YD	ATT	COM	I	NO	YDS	TD
9/13 at Dallas	27	4	21	2	436	68	80	23	356	0/0	45	36	2	0	0	0
9/20 Atlanta	25	5	19	1	402	70	56	22	346	2/17	46	30	0	0	0	0
9/24 Washington	22	3	16	3	393	70	88	20	305	1/11	49	30	2	0	0	0
10/4 at Buffalo	14	2	11	1	313	68	55	24	258	2/16	42	28	1	1	29	0
10/11 San Francisco	22	8	11	3	380	64	124	27	256	2/6	35	23	0	0	0	0
10/19 at Philadelphia	24	10	11	3	425	76	155	37	270	1/10	38	24	3	2	17	1
10/25 Dallas	27	14	10	3	460	69	233	41	227	1/0	27	17	3	0	0	0
11/1 at New Orleans	35	10	24	1	608	76	103	26	505	0/0	50	40	1	0	0	0
11/8 at Tampa Bay	19	6	10	3	385	59	136	23	249	0/0	36	19	0	2	34	0
11/15 New England																
11/29 at Washington																
12/6 Jets																
12/14 at Miami																
12/20 Carolina																
12/27 at Minnesota																
1/3 Philadelphia																
2015 Totals	215	62	133	20	3805	620	1033	243	2772	9/60	368	246	13	6	80	1

OPPONENTS	PUNTS NO-AVG	PUNT RETURNS				KO RETURNS			PEN. NO-YDS	FUM. NO/LT
		NO	YDS	FC	TD	NO	YDS	TD		
9/13 at Dallas	2-53.5	1	-3	2	0	5	96	0	3-35	3/1
9/20 Atlanta	5-54.6	1	10	2	0	2	31	0	6-65	0/0
9/24 Washington	2-18.0	1	10	2	0	4	158	1	7-58	2/1
10/4 at Buffalo	7-51.9	5	20	2	0	4	68	0	17-135	2/1
10/11 San Francisco	3-46.0	1	16	1	0	2	25	0	4-28	2/0
10/19 at Philadelphia	4-54.3	4	25	1	0	2	33	0	9-72	3/1
10/25 Dallas	2-33.0	2	7	1	0	3	66	0	7-46	1/1
11/1 at New Orleans	2-47.5	2	30	0	0	2	26	0	12-93	2/1
11/8 at Tampa Bay	2-42.5	1	1	0	0	4	87	0	9-79	4/3
11/15 New England										
11/29 at Washington										
12/6 Jets										
12/14 at Miami										
12/20 Carolina										
12/27 at Minnesota										
1/3 Philadelphia										
2015 Totals	29-47.6	18	116	11	0	28	590	1	74-611	19/8

2015 OPPONENTS TEAM OFFENSIVE STATS

OPPONENTS SCORING	TD	TDr	TDp	TDrt	PAT	2-PT	FG	T.O.P.
9/13 at Dallas	3	0	3	0	3/3	0/0	2/2	37:10
9/20 Atlanta	3	2	1	0	3/3	0/0	1/1	31:35
9/24 Washington	2	0	1	1	2/2	1/1	2/2	28:30
10/4 at Buffalo	1	0	1	0	1/1	0/0	1/2	29:27
10/11 San Francisco	4	1	2	0	3/3	0/0	2/2	28:02
10/19 at Philadelphia	3	1	1	1	3/3	0/0	2/2	30:30
10/25 Dallas	2	1	1	0	2/2	0/0	2/2	38:04
11/1 at New Orleans	7	0	7	0	7/7	0/0	1/1	34:59
11/8 at Tampa Bay	1	1	0	0	0/0	0/1	4/5	25:05
11/15 New England								
11/29 at Washington								
12/6 Jets								
12/14 at Miami								
12/20 Carolina								
12/27 at Minnesota								
1/3 Philadelphia								
2015 Totals	25	6	17	2	23/23	1/2	17/19	31:28

2015 INDIVIDUAL BESTS

GIANTS (9 GAMES)

LONGEST RUN FROM SCRIMMAGE:39, Vereen, vs. DAL (10/25)
 LONGEST TOUCHDOWN RUN:.....15, Darkwa, vs. DAL (10/25)
 LONGEST PASS COMPLETION: 67t, Manning to Beckham, vs. ATL (9/20)
 LONGEST TOUCHDOWN PASS: 67, Manning to Beckham, vs. ATL (9/20)
 LONGEST PUNT RETURN:29, Harris, vs. ATL (9/20)
 LONGEST KICKOFF RETURN:.....101t, Harris, vs. DAL (10/25)
 MOST INTERCEPTIONS:.....2, Rodgers-Cromartie, vs. DAL (10/25)
 LONGEST INTERCEPTION RETURN:64t, McBride, at NO (11/1)
 LONGEST PUNT:63, Wing, at DAL (9/13)
 LONGEST FIELD GOAL:50, Brown, at DAL (9/13)
 MOST RUSHING ATTEMPTS:.....14, Williams, vs. WAS (9/20)
 MOST RUSHING YARDS:.....63, Jennings, at PHI (10/19)
 MOST PASS ATTEMPTS:.....54, Manning, vs. SF (10/11)
 MOST PASS COMPLETIONS:.....41, Manning, vs. SF (10/11)
 MOST YARDS PASSING:.....441, Manning, vs. SF (10/11)
 MOST RECEPTIONS:.....9, Beckham Jr., at TB (11/8);
 MOST YARDS RECEIVING:.....146, Beckham vs. ATL (9/20)
 MOST INTERCEPTIONS THROWN:.....2, Manning, at PHI (10/19)
 MOST RUSHING TOUCHDOWNS:1, 3 times, last Darkwa, vs. DAL (10/25)
 MOST TOUCHDOWN PASSES:.....6, Manning, at NO (11/1)
 MOST TOUCHDOWN RECEPTIONS:.....3, Beckham Jr., at NO (11/1)
 MOST QB SACKS:.....2, Moore, vs. SF (10/11)

OPPONENTS (9 GAMES)

LONGEST RUN FROM SCRIMMAGE:26, Thompson, vs. WAS (9/24)
 LONGEST TOUCHDOWN RUN:.....12, Murray, at PHI (10/19)
 LONGEST PASS COMPLETION:53, Brees to Colston, at NO (11/1)
 LONGEST TOUCHDOWN PASS:53, Brees to Colston, at NO (11/1)
 LONGEST PUNT RETURN:24, Murphy, at NO (11/1)
 LONGEST KICKOFF RETURN:.....101t, Ross vs. WAS (9/24)
 MOST INTERCEPTIONS:1, 4 times, last by Carroll, at PHI (10/19)
 LONGEST INTERCEPTION RETURN:29, Gilmore, at BUF (10/4)
 LONGEST PUNT:69, Boshier, vs. ATL (9/20)
 LONGEST FIELD GOAL:51, Carpenter, at BUF (10/4)
 MOST RUSHING ATTEMPTS:.....29, McFadden, vs. DAL (10/25)
 MOST RUSHING YARDS:.....152, McFadden, vs. DAL (10/25)
 MOST PASS ATTEMPTS:.....50, Brees, at NO (11/1)
 MOST PASS COMPLETIONS:.....40, Brees, at NO (11/1)
 MOST YARDS PASSING:.....511, Brees, at NO (11/1)
 MOST PASSES CAUGHT:13, Jones, vs. ATL (9/20)
 MOST YARDS RECEIVING:.....147, Watson, at NO (11/1)
 MOST INTERCEPTIONS THROWN:.....3, Bradford, at PHI (10/19)
 MOST RUSHING TOUCHDOWNS:.....1, 5 times, last McFadden, vs. DAL (10/25)
 MOST TOUCHDOWN RECEPTIONS: 2, 3 times, last Cooks & Snead, at NO (11/1)
 MOST TOUCHDOWN PASSES:.....7, Brees, at NO (11/1)
 MOST QB SACKS:1, 12 times

2015 BIG PLAYS

PASSING

GIANTS

Players	Yds	Date	Opponent
Manning to Beckham Jr.	67	9/20	vs. Atlanta
Manning to Jennings	51	10/4	at Buffalo
Manning to Beckham Jr.	50	11/1	at New Orleans
Manning to Beckham Jr.	49	10/11	vs. San Francisco
Manning to Randle	44	10/25	vs. Dallas
Manning to Randle	41	9/24	vs. Washington
Manning to Harris	38	10/25	vs. Dallas
Manning to Beckham Jr.	38	11/1	at New Orleans
Manning to Vereen	37	9/20	vs. Atlanta
Manning to Beckham Jr.	31	10/11	vs. San Francisco
Manning to Beckam Jr.	30	9/24	vs. Washington
Manning to Randle	30	9/24	vs. Washington
Manning to Beckham Jr.	26	9/20	vs. Atlanta
Manning to Jennings	25	11/1	at New Orleans
Manning to Harris	24	10/11	vs. San Francisco
Manning to Vereen	24	10/11	vs. San Francisco
Manning to Randle	24	10/25	vs. Dallas
Manning to Vereen	24	11/1	at New Orleans
Manning to Beckham Jr.	24	11/8	at Tampa Bay
Manning to Fells	23	9/24	vs. Washington
Manning to Donnell	22	9/24	vs. Washington
Manning to Randle	22	10/4	at Buffalo
Manning to Donnell	22	11/1	at New Orleans
Manning to Harris	21	10/4	at Buffalo
Manning to Harris	20	11/1	at New Orleans

OPPONENTS

Players	Yds	Date	Opponent
Winston to Evans	68	11/8	at Tampa Bay
Brees to Colston	53	11/1	at New Orleans
Brees to Watson	46	11/1	at New Orleans
Bradford to Cooper	43	10/19	at Philadelphia
Ryan to Tamme	41	9/20	vs. Atlanta
Ryan to Jones	37	9/13	vs. Atlanta
Kaepernick to Boldin	37	10/11	vs. San Francisco
Bradford to Austin	37	10/19	at Philadelphia
Cassel to Witten	35	10/25	vs. Dallas
Brees to Snead	34	11/1	at New Orleans
Bradford to Cooper	32	10/19	at Philadelphia
Kaepernick to Ellington	30	10/11	vs. San Francisco
Taylor to Clay	27	10/4	at Buffalo
Cassel to Williams	27	10/25	vs. Dallas
Cousins to Reed	26	9/24	vs. Washington
Kaepernick to Boldin	26	10/11	vs. San Francisco
Brees to Cooks	26	11/1	at New Orleans
Romo to Randle	25	9/13	at Dallas
Kaepernick to Smith	25	10/11	vs. San Francisco
Cassel to Street	25	10/25	vs. Dallas
Brees to Watson	25	11/1	at New Orleans
Winston to Evans	25	11/8	at Tampa Bay
Romo to Dunbar	24	9/13	at Dallas
Taylor to Williams	23	10/4	at Buffalo
Romo to Williams	21	9/13	at Dallas
Taylor to Clay	21	10/4	at Buffalo
Cassel to Williams	21	10/25	vs. Dallas
Brees to Cooks	21	11/1	at New Orleans
Brees to Cooks	21	11/1	at New Orleans
Ryan to Hankerson	20	9/13	vs. Atlanta
Cousins to Reed	20	9/24	vs. Washington
Cousins to Ross	20	9/24	vs. Washington
Taylor to Clay	20	10/4	at Buffalo
Brees to Watson	20	11/1	at New Orleans

2015 BIG PLAYS

RUSHING

GIANTS

Player	Yds	Date	Opponent
Vereen	39	10/25	vs. Dallas
Williams	35	9/20	vs. Atlanta
Jennings	27	9/13	at Dallas
Manning	18	9/20	vs. Atlanta
Darkwa	17	11/1	at New Orleans
Jennings	17	11/1	at New Orleans
Darkwa	15t	10/25	vs. Dallas
Jennings	14	10/4	at Buffalo
Jennings	14	10/19	at Philadelphia
Vereen	14	10/25	vs. Dallas
Vereen	12	9/20	vs. Atlanta
Manning	12	10/19	at Philadelphia
Jennings	12	11/1	at New Orleans
Harris	11	9/13	at Dallas
Vereen	11	9/20	vs. Atlanta
Williams	11	9/24	vs. Washington
Manning	11	10/11	vs. San Francisco
Williams	11	11/8	at Tampa Bay
Vereen	10	10/11	vs. San Francisco
Darkwa	10	10/25	vs. Dallas

OPPONENTS

Player	Yards	Date	Opponent
Sims	59	11/8	at Tampa Bay
Thompson	26	9/24	vs. Washington
Hyde	22	10/11	vs. San Francisco
McFadden	22	10/25	vs. Dallas
Murray	21	10/19	at Philadelphia
Randle	15	9/13	at Dallas
Kaepernick	15	10/11	vs. San Francisco
Whitehead	15	10/25	vs. Dallas
McFadden	15	10/25	vs. Dallas
Ingram	15	11/1	at New Orleans
Randle	13	10/25	vs. Dallas
Michael	13	10/25	vs. Dallas
Murray	12t	10/19	at Philadelphia
Winston	12t	11/8	at Tampa Bay
Coleman	11	9/20	vs. Atlanta
Williams	11	10/4	at Buffalo
Murray	11	10/19	at Philadelphia
Murray	11	10/19	at Philadelphia
Randle	11	10/25	vs. Dallas
Spiller	11	11/1	at New Orleans
Ingram	11	11/1	at New Orleans
Jones	10	9/24	vs. Washington
McFadden	10	10/25	vs. Dallas
Whitehead	10	10/25	vs. Dallas
Ingram	10	11/1	at New Orleans
Winston	10	11/8	at Tampa Bay

NFL RANKINGS

		GIANTS OFFENSE						GIANTS DEFENSE					
		NFC Rank			NFL Rank			NFC Rank			NFL Rank		
		Total	Rush	Pass	Total	Rush	Pass	Total	Rush	Pass	Total	Rush	Pass
9/13	at Dallas	13	9	10	24	15	19	15	6	15	30	11t	31
9/13	ATLANTA*	9	10	7	17	19	15	16	2	16	31	3	32
9/24	WASHINGTON	8	12	6	17	21t	14	16	1	16	31	2	32
10/4	at Buffalo	8	13	7	22	24	19	15	1	16	26	1	32
10/11	SAN FRANCISCO	4	14	2	9	26	7	14	2	16	27	2	32
10/19	at Philadelphia	7	14	5	14	28	10	14	2	15	28	6	30
10/25	DALLAS	11	15	5	23	25	14	14	11	15	29	21	30
11/1	at New Orleans	7	15	5	14	11t	32	16	9	16	32	19	32
11/8	at Tampa Bay	9	13	5	21	24	14	16	11	16	32	22	31
11/15	NEW ENGLAND												
11/29	at Washington												
12/6	JETS												
12/14	at Miami												
12/20	CAROLINA												
12/27	at Minnesota												
1/3	PHILADELPHIA												

2015 GIANTS POINTS FROM TURNOVERS

GIANTS POINTS FROM TURNOVERS			
	NO.	Results From Turnovers	Pts.
Defense	21	Takeaways	
		Touchdowns	9
Offense	9	Giveaways	
		Field Goals	3
Totals	12	Touchdowns	21
		Field Goals	3
		Net Points	24
			47

PLUS/MINUS TURNOVER RATIO				
	NO.	Defense	Offense	Diff.
First Half	6	Takeaways	Giveaways	1
First Quarter	1	Takeaways	Giveaways	-1
Second Quarter	4	Takeaways	Giveaways	1
Second Half	15	Takeaways	Giveaways	11
Third Quarter	8	Takeaways	Giveaways	5
Fourth Quarter	7	Takeaways	Giveaways	6
Overtime	0	Takeaways	Giveaways	0
Totals	21	Takeaways	Giveaways	12

2015 GIANTS GIVEAWAYS

Date	Opponent	W/L	Turnover	QTR	YD-LINE	RESULT
9/20	vs. Atlanta	L	Manning fumble	3	ATL 11	Touchdown
10/4	at Buffalo	W	Manning intercepted by Gilmore	4	BUF 1	Downs
10/11	vs. San Francisco	W	Manning intercepted by Brock	2	SF -6	End of Half
10/19	at Philadelphia	L	Manning intercepted by Ryans	1	PHI 22	Touchdown
10/19	at Philadelphia	L	Manning intercepted by Carroll	2	NYG 17	Touchdown
10/19	at Philadelphia	L	Jennings Fumble	2	PHI 38	INT
11/1	at New Orleans	L	Tye fumble	3	NYG 37	INT
11/8	at Tampa Bay	W	Manning intercepted by Moore	1	NYG 31	Field Goal
11/8	at Tampa Bay	W	Manning intercepted by Verner	3	TB 27	Punt

2015 GIANTS DEFENSIVE TAKEAWAYS

Date	Opponent	W/L	Turnover	QTR	YD-LINE	RESULT
9/13	at Dallas	L	Beasley fumble recovered by Rodgers-Cromartie	2	NYG 43	Touchdown
9/13	at Dallas	L	Unga interception of Romo	2	DAL 22	Field Goal
9/13	at Dallas	L	McBride interception of Romo	4	DAL 20	Touchdown
9/24	vs. Washington	W	Amukamara interception of Cousins	1	WAS 20	Touchdown
9/24	vs. Washington	W	Unga interception of Cousins	3	NYG 27	Touchdown
9/24	vs. Washington	W	Wade forced fumble by Jones, resulted in touchback	4	Endzone	Punt
10/4	at Buffalo	W	Kennard interception of Taylor	1	BUF 32	Touchdown
10/4	at Buffalo	W	Woods fumble recovered and forced by Amukamara	4	BUF 40	INT
10/19	at Philadelphia	L	Hosley interception of Bradford	2	NYG 42	Punt
10/19	at Philadelphia	L	Unga forced fumble recoverd by Moore	3	NYG 30	Punt
10/19	at Philadelphia	L	Meriweather interception of Bradford	3	NYG 13	Punt
10/19	at Philadelphia	L	Collins INT of Bradford, resulted in touchback	3	NYG -3	Punt
10/25	vs. Dallas	W	Rodgers-Cromartie interception of Cassel	3	NYG 42	Touchdown
10/25	vs. Dallas	W	Meriweather interception of Cassel	3	NYG 1	Field Goal
10/25	vs. Dallas	W	Rodgers-Cromartie interception of Cassel	4	NYG 22	Punt
10/25	vs. Dallas	W	Beasley fumble recovered by White	4	DAL 16	End of Game
11/1	at New Orleans	L	Rodgers-Cromartie interception of Brees	3	NYG 5	Punt
11/1	at New Orleans	L	McBride interception of Brees	4	NYG 37	Touchdown
11/8	at Tampa Bay	W	Martin fumble recovered by Brinkley	2	TB 28	Touchdown
11/8	at Tampa Bay	W	Sims fumble recoverd by Wade	3	TB 24	Field Goal
11/8	at Tampa Bay	W	Evans fumble recovered by Wade	4	TB 10	Touchdown

2015 GIANTS INSIDE 20 EFFICIENCY

GIANTS

	Pos	TD	PAT	2-PL	FG	MFG	INT	Fum	Dvns	Half	Game	Pts	TD%	Score Pct	Pts/ Poss
9/13	at Dallas	4	1	0	3	0	0	0	0	0	0	16	25%	100%	4.0
9/20	at Atlanta	4	1	0	2	0	0	0	0	0	0	13	25%	75%	3.3
9/24	Washington	3	1	0	2	0	0	0	0	0	0	13	33%	100%	4.3
10/4	at Buffalo	2	1	0	0	0	1	0	0	0	0	7	50%	50%	3.5
10/11	San Francisco	6	3	9	2	0	1	0	0	0	0	27	50%	83%	4.5
10/19	at Philadelphia	1	1	0	0	0	0	0	0	0	0	7	100%	100%	7.0
10/25	Dallas	3	1	0	2	0	0	0	0	0	0	13	33%	100%	4.3
11/1	at New Orleans	4	4	0	2	0	0	0	0	0	0	28	100%	100%	7.0
11/8	at Tampa Bay	4	2	0	2	0	0	0	0	0	0	20	50%	100%	5.0
11/15	New England														
11/29	at Washington														
12/6	Jets														
12/14	at Miami														
12/20	Carolina														
12/27	at Minnesota														
1/3	Philadelphia														
2015 Totals															
	31	15	14	9	13	0	2	1	0	0	0	144	48%	90%	4.6

OPPONENTS

	Pos	TD	PAT	2-PL	FG	MFG	INT	Fum	Dvns	Half	Game	Pts	TD%	Score Pct	Pts/ Poss
9/13	at Dallas	5	3	0	2	0	0	0	0	0	0	27	60%	100%	5.4
9/20	Atlanta	3	3	0	0	0	0	0	0	0	0	21	100%	100%	7.0
9/24	Washington	3	1	0	1	0	0	1	0	0	0	11	33%	67%	3.7
10/4	at Buffalo	0	0	0	0	1	0	0	2	0	0	0	0%	0%	0.0
10/11	San Francisco	4	3	0	0	0	0	0	0	0	0	24	75%	100%	6.0
10/19	at Philadelphia	2	1	0	1	0	0	0	0	0	0	10	50%	100%	5.0
10/25	Dallas	2	1	0	1	0	0	0	0	0	0	10	50%	100%	5.0
11/1	at New Orleans	4	2	0	0	0	0	0	0	0	0	14	100%	100%	7.0
11/8	at Tampa Bay	4	1	0	0	0	0	0	0	0	0	15	25%	100%	3.8
11/15	New England														
11/29	at Washington														
12/6	Jets														
12/14	at Miami														
12/20	Carolina														
12/27	at Minnesota														
1/3	Philadelphia														
2015 Totals															
	28	15	13	1	9	1	0	1	2	0	0	132	54%	86%	4.7

2015 GIANTS GOAL TO GO

GIANTS

	9/13	9/20	9/24	10/4	10/11	10/19	10/25	11/1	11/8	11/15	11/29	12/6	12/14	12/20	12/27	1/3	2015 Totals											
	at Dallas		at Atlanta		at Washington		at Buffalo		at San Francisco		at Philadelphia		at New Orleans		at Tampa Bay		at New England		at Washington		at Miami		at Carolina		at Minnesota		at Philadelphia	
Pos	TD	PAT	2-Pt.	FG	MFG	INT	Fum	Dwns	Half	Game	Pts	TD%	Pct.	Score	Pts/ Poss													
2	1	1	0	1	0	0	0	0	0	0	10	50%	100%	100%	5.0													
0	0	0	0	0	0	0	0	0	0	0	0	0%	0%	0.0														
1	1	1	0	0	0	0	0	0	0	0	7	100%	100%	7.0														
1	0	0	0	0	0	1	0	0	0	0	0	0%	0%	0.0														
1	1	1	0	0	0	0	0	0	0	0	7	100%	100%	7.0														
0	0	0	0	0	0	0	0	0	0	0	0	0%	0%	0.0														
0	0	0	0	0	0	0	0	0	0	0	0	0%	0%	0.0														
3	3	3	0	0	0	0	0	0	0	0	21	100%	100%	7.0														
1	1	1	0	0	0	0	0	0	0	0	7	100%	100%	7.0														
9	7	7	0	1	0	1	0	0	0	0	52	78%	89%	5.8														

OPPONENTS

	9/13	9/20	9/24	10/4	10/11	10/19	10/25	11/1	11/8	11/15	11/29	12/6	12/14	12/20	12/27	1/3	2015 Totals													
	at Dallas		at Atlanta		at Washington		at Buffalo		at San Francisco		at Philadelphia		at Dallas		at New Orleans		at Tampa Bay		at New England		at Washington		at Miami		at Carolina		at Minnesota		at Philadelphia	
Pos	TD	PAT	2-Pt.	FG	MFG	INT	Fum	Dwns	Half	Game	Pts	TD%	Pct.	Score	Pts/ Poss															
3	2	2	0	1	0	0	0	0	0	0	17	67%	100%	5.7																
2	2	0	0	0	0	0	0	0	0	0	14	100%	100%	7.0																
0	0	0	0	0	0	0	0	0	0	0	0	0%	0%	0.0																
1	0	0	0	0	0	0	0	1	0	0	0	0%	0%	0.0																
3	3	3	0	0	0	0	0	0	0	0	21	100%	100%	7.0																
1	0	0	0	1	0	0	0	0	0	0	3	0%	100%	3.0																
1	1	1	0	0	0	0	0	0	0	0	7	100%	100%	7.0																
1	1	1	0	0	0	0	0	0	0	0	7	100%	100%	7.0																
2	1	0	0	1	0	0	0	0	0	0	9	50%	100%	4.5																
14	10	9	0	3	0	0	0	1	0	0	78	71%	93%	5.6																

2015 GIANTS INDIVIDUAL KICKING

	GIANTS						OPPONENTS										
	11-19	20-29	30-39	40-49	50+	TOTAL	11-19	20-29	30-39	40-49	50+						
9/13	at Dallas						FIELD GOALS	FIELD GOALS									
9/20	Brown (50) (40) (30) (19)						Brown (38) (44)	Bailey (21) (32)									
9/24	at Atlanta						Brown (35, 36, 48)	Bryant (42)									
10/4	at Buffalo						Brown (47)	Hopkins (44) (37)									
10/11	San Francisco						Brown (22) (41) (24)	Carpenter (51) 30 WL									
10/19	at Philadelphia						None	Dawson (43, 22)									
10/25	Dallas						Brown (47) (34)	Sturgis (37) (39)									
11/1	at New Orleans						None	Bailey (30) (48)									
11/8	at Tampa Bay						Brown (35) (35) (53) (44)	Forbath (50)									
11/15	New England							Barth (25) (28) (43 WR) (21) (53)									
11/29	at Washington																
12/6	Jets																
12/14	at Miami																
12/20	Carolina																
12/27	at Minnesota																
1/3	Philadelphia																
2015 Totals							1-1	2-2	7-7	7-7	2-2	19-19	0-0	5-5	5-6	4-5	3-3

2015 GIANTS SCORING DRIVES

SEPT. 13 at Dallas

TEAM	QTR	TIME	SCORING PLAY	NYG	DAL
Cowboys	1	4:33	Bailey 21 yd. Field Goal (17-79, 10:27)	0	3
Giants	1	1:58	Brown 50 yd. Field Goal (8-48, 2:35)	3	3
Cowboys	2	5:31	Bailey 32 yd. Field Goal (9-49, 5:22)	3	6
Giants	2	:56	Rodgers-Cromartie 57 yd. Fumble Return (Brown kick)	10	6
Giants	2	:14	Brown 40 yd. Field Goal (6-14, :32)	13	6
Giants	3	9:48	Brown 30 yd. Field Goal (12-68, 5:12)	16	6
Cowboys	3	4:01	Escobar 2 yd. pass from Romo (Bailey kick) (9-80, 5:47)	16	13
Giants	4	8:01	Jennings 1 yd. run (Brown kick) (1-1, :08)	23	13
Cowboys	4	5:08	Witten 1 yd. pass from Romo (Bailey kick) (6-76, 2:53)	23	20
Giants	4	1:34	Brown 19 yd. Field Goal (13-79, 3:34)	26	20
Cowboys	4	:07	Witten 11-yard pass from Romo (Bailey kick) (6-72, 1:27)	26	27

SEPT. 20 vs. Atlanta

TEAM	QTR	TIME	SCORING PLAY	NYG	ATL
Falcons	1	0:34	Coleman 1 yd. run (Bryant kick) (13-86, 4:19)	0	7
Giants	2	10:06	Brown 38 yd. Field Goal (10-45, 5:28)	3	7
Falcons	2	4:46	Bryant 42 yd. Field Goal (11-56, 5:20)	3	10
Giants	2	3:19	Beckham Jr. 67 yd. pass from Manning (Brown kick) (4-80, 1:27)	10	10
Giants	2	0:02	Brown 44 yd. Field Goal (6-30, :56)	13	10
Giants	3	10:53	Donnell 10 yd. pass from Manning (Brown kick) (9-69, 4:07)	20	10
Falcons	4	12:39	Hankerson 10 yd. pass from Ryan (Bryant kick) (12-91, 6:36)	20	17
Falcons	4	1:14	Freeman 2 yd. run (Bryant kick) (7-70, 1:58)	20	24

SEPT. 24 vs. Washington

TEAM	QTR	TIME	SCORING PLAY	NYG	WAS
Giants	1	12:47	Punt blocked by Jennings out of bounds in end zone (safety)	2	0
Giants	1	6:34	Williams 1 yd. run (Brown kick) (4-14, 1:56)	9	0
Giants	1	0:39	Brown 35 yd. Field Goal (8-47, 3:45)	12	0
Redskins	2	11:31	Hopkins 44 yd. Field Goal (10-54, 4:08)	12	3
Giants	2	7:32	Brown 36 yd. Field Goal (9-47, 3:59)	15	3
Redskins	2	1:43	Hopkins 37 yd. Field Goal (13-61, 5:49)	15	6
Giants	3	7:29	Brown 48 yd. Field Goal (15-50, 7:31)	18	6
Giants	4	13:39	Beckham Jr. 30-yard pass from Manning (Brown kick) (8-73, 5:06)	25	6
Redskins	4	3:40	Thompson 4 yd. pass from Cousins (12-74, 3:44)	25	14
Giants	4	3:21	Randle 41-yard pass from Manning (Brown kick) (3-41, 0:19)	32	14
Redskins	4	3:08	Ross 101 yd. kickoff return (Hopkins kick) (0-0, 0:13)	32	21

OCT. 4 at Buffalo

TEAM	QTR	TIME	SCORING PLAY	NYG	BUF
Giants	1	10:20	Brown 47 yd. Field Goal (8-35, 3:11)	3	0
Bills	1	4:33	Carpenter 51 yd. Field Goal (5-15, 1:21)	3	3
Giants	1	0:25	Harris 21 yd. pass from Manning (kick failed) (2-32, 0:37)	9	3
Giants	2	10:42	Randle 11 yd. pass from Manning (Brown kick) (10-76, 4:02)	16	3
Bills	4	9:41	Williams 23 yd. pass from Taylor (Carpenter kick) (3-43, 0:54)	16	10
Giants	4	7:42	Jennings 51 yd. pass from Manning (Williams run) (5-72, 1:59)	24	10

2015 GIANTS SCORING DRIVES

OCT. 11 vs. San Francisco

TEAM	QTR	TIME	SCORING PLAY	NYG	SF
49ers	1	11:19	Dawson 43 yd. Field Goal (8-55, 3:41)	0	3
Giants	1	6:22	Brown 22 yd. Field Goal (9-76, 4:57)	3	3
Giants	2	12:15	Vereen 2 yd. pass from Manning (Brown kick) (14-81, 5:47)	10	3
Giants	2	3:57	Brown 41 yd. Field Goal (10-43, 4:05)	13	3
49ers	2	1:01	Dawson 22 yd. Field Goal (11-76, 2:56)	13	6
49ers	3	8:00	Boldin 3 yd. pass from Kaepernick (Dawson kick) (10-88, 4:56)	13	13
Giants	3	1:14	Beckham Jr. 17 yd. pass from Manning (Brown kick) (7-61, 3:16)	20	13
49ers	4	11:49	Celek 5 yd. pass from Kaepernick (Dawson kick) (11-80, 4:25)	20	20
Giants	4	4:29	Brown 24 yd. Field Goal (14-74, 7:20)	23	20
49ers	4	1:45	Hyde 2 yd. run (Dawson kick) (7-80, 2:44)	23	27
Giants	4	0:21	Donnell 12 yd. pass from Manning (Brown kick) (8-82, 1:24)	30	27

OCT. 19 at Philadelphia

TEAM	QTR	TIME	SCORING PLAY	NYG	PHI
Giants	1	10:23	Beckham Jr. 13 yd. pass from Manning (Brown kick) (8-80, 4:37)	7	0
Eagles	1	3:33	Cooper 32 yd. pass from Bradford (Sturgis kick) (7-78, 1:45)	7	7
Eagles	2	12:26	Carroll 17 yd. interception return (Sturgis kick)	7	14
Eagles	2	0:03	Sturgis 37 yd. Field Goal (8-47, 1:09)	7	17
Eagles	3	6:13	Murray 12 yd. run (Sturgis kick) (11-85, 4:36)	7	24
Eagles	4	8:19	Sturgis 39 yd. Field Goal (10-40, 5:16)	7	27

OCT. 25 vs. Dallas

TEAM	QTR	TIME	SCORING PLAY	NYG	DAL
Cowboys	1	5:25	Bailey 30 yd. Field Goal (11-68, 5:17)	0	3
Giants	2	11:02	Darkwa 15 yd. run (Brown kick) (7-79, 3:05)	7	3
Cowboys	2	7:29	Bailey 48 yd. Field Goal (6-30, 3:33)	7	6
Cowboys	2	2:17	McFadden 1 yd. run (Bailey kick) (6-72, 3:19)	7	13
Giants	2	1:04	Brown 47 yd. Field Goal (8-51, 4:36)	10	13
Giants	3	11:19	Rodgers-Cromartie 58 yd. interception return (Brown kick)	17	13
Giants	3	3:18	Brown 34 yd. Field Goal (8-83, 4:25)	20	13
Cowboys	4	7:14	Street 25 yd. pass from Cassel (Bailey kick) (9-80, 4:58)	20	20
Giants	4	7:01	Harris 100 yd. kickoff return (Brown kick) (0-0, 0:13)	27	20

NOV. 1 at New Orleans

TEAM	QTR	TIME	SCORING PLAY	NYG	NO
Giants	1	9:39	Beckham Jr. 2 yd. pass from Manning (Brown kick) (10-60, 4:01)	7	0
Saints	1	7:36	Snead 34 yd. pass from Brees (Forbath kick) (6-80, 2:03)	7	7
Saints	1	2:24	Cooks 26 yd. pass from Brees (Forbath kick) (5-96, 3:03)	7	14
Giants	2	13:31	Beckham Jr. 1 yd. pass from Manning (Brown kick) (9-79, 3:53)	14	14
Saints	2	11:05	Colston 53 yd. pass from Brees (Forbath kick) (5-80, 2:26)	14	21
Saints	2	1:46	Snead 2 yd. pass from Brees (Forbath kick) (14-60, 7:07)	14	28
Giants	2	0:02	Vereen 2 yd. pass from Manning (Brown kick) (10-80, 1:44)	21	28
Giants	3	12:58	Beckham Jr. 50 yd. pass from Manning (Brown kick) (4-65, 2:02)	28	28
Saints	3	10:09	Cooks 21 yd. pass from Brees (Forbath kick) (8-80, 2:49)	28	35
Saints	3	0:29	Watson 20 yd. pass from Brees (Forbath kick) (9-80, 3:50)	28	42
Giants	4	12:15	Harris 9 yd. pass from Brees (Brown kick) (11-80, 3:14)	35	42
Giants	4	9:30	Harris 20 yd. pass from Brees (Brown kick) (3-65, 1:01)	42	42
Giants	4	7:11	McBride 63 yd. interception return (Brown kick)	49	42
Saints	4	0:36	Spiller 9 yd. pass from Brees (Forbath kick) (14-80, 6:35)	49	49
Saints	4	0:00	Forbath 50 yd. Field Goal (1-0, 0:05)	49	52

2015 GIANTS SCORING DRIVES

NOV. 8 at Tampa Bay

TEAM	QTR	TIME	SCORING PLAY	NYG	TB
Bucs	1	13:26	Barth 25 yd. Field Goal (4-6, 1:25)	0	3
Giants	1	9:52	Brown 35 yd. Field Goal (10-63, 3:34)	3	3
Bucs	1	8:04	Barth 28 yd. Field Goal (5-70, 1:48)	3	6
Giants	1	0:53	Randle 8 yd. pass from Manning (Brown kick) (12-80, 7:11)	10	6
Giants	2	11:20	Vereen 4 yd. pass from Manning (Brown kick) (9-28, 3:34)	17	6
Bucs	2	0:06	Barth 21 yd. Field Goal (7-62, 2:56)	17	9
Giants	3	11:49	Brown 35 yd. Field Goal (4-7, 0:43)	20	9
Bucs	3	7:15	Barth 53 yd. Field Goal (10-49, 4:34)	20	12
Bucs	4	9:25	Winston 10 yd. run (pass failed) (5-87, 2:11)	20	18
Giants	4	7:18	Brown 53 yd. Field Goal (6-42, 2:07)	23	18
Giants	4	0:23	Brown 44 yd. Field Goal (10-54, 4:34)	26	18
Giants	4	0:00	Wade 5 yd. fumble return (run failed)	32	18

2015 BALL POSSESSION AND DRIVE CHART

NEW YORK GIANTS @ DALLAS COWBOYS (9/13/15)

GIANTS (22:50)
AVERAGE DRIVE START NYG 31

COWBOYS (37:10)
AVERAGE DRIVE START DAL 20

PLAYS	YARDS	TIME	END	PLAYS	YARDS	TIME	END		
1.	8	33	2:35	Field Goal	1.	17	79	10:27	Field Goal
2.	6	17	2:17	Punt	2.	7	30	3:48	Punt
3.	5	17	2:37	Punt	3.	9	49	5:22	Field Goal
4.	6	19	0:32	Field Goal	4.	5	44	1:58	Fumble
5.	12	68	5:12	Field Goal	5.	1	0	0:10	Interception
6.	3	9	1:35	Punt	6.	1	-1	0:14	End of Half
7.	9	39	4:13	Punt	7.	9	64	5:47	Touchdown
8.	1	1	0:08	Touchdown	8.	6	19	3:27	Punt
9.	13	64	3:34	Field Goal	9.	3	4	1:37	Interception
10.	2	22	0:07	End of Game	10.	6	76	2:53	Touchdown
					11.	6	72	1:27	Touchdown

NEW YORK GIANTS vs. ATLANTA FALCONS (9/20/15)

GIANTS (28:25)
AVERAGE DRIVE START NYG 28

FALCONS (31:35)
AVERAGE DRIVE START ATL 19

PLAYS	YARDS	TIME	END	PLAYS	YARDS	TIME	END		
1.	8	24	4:35	Punt	1.	11	40	5:32	Punt
2.	10	50	5:28	Field Goal	2.	13	86	4:19	Touchdown
3.	4	80	1:27	Touchdown	3.	11	51	5:20	Field Goal
4.	6	25	1:03	Punt	4.	3	6	0:51	Punt
5.	6	40	0:56	Field Goal	5.	3	2	0:27	Punt
6.	9	69	4:07	Touchdown	6.	0	0	0:02	End of Half
7.	7	57	4:19	Fumble	7.	3	3	2:19	Punt
8.	9	41	4:39	Punt	8.	12	101	6:36	Touchdown
9.	3	8	1:12	Punt	9.	7	44	3:36	Punt
10.	5	0	0:39	Downs	10.	7	70	1:58	Touchdown
					11.	1	-1	0:35	End of Game

NEW YORK GIANTS vs. WASHINGTON REDSKINS (9/24/15)

GIANTS (31:30)
AVERAGE DRIVE START NYG 38

REDSKINS (28:30)
AVERAGE DRIVE START WAS 18

PLAYS	YARDS	TIME	END	PLAYS	YARDS	TIME	END		
1.	6	18	3:44	Punt	1.	3	8	2:13	Safety
2.	4	14	1:56	Touchdown	2.	2	3	0:33	Interception
3.	8	57	3:45	Field Goal	3.	3	9	2:10	Punt
4.	9	47	3:59	Field Goal	4.	10	54	4:08	Field Goal
5.	7	44	1:37	Punt	5.	13	71	5:49	Field Goal
6.	15	50	7:31	Field Goal	6.	1	2	0:06	End of Half
7.	8	83	5:06	Touchdown	7.	7	42	3:44	Interception
8.	3	9	2:08	Punt	8.	13	76	4:07	Fumble
9.	3	41	0:19	Touchdown	9.	12	69	3:44	Touchdown
10.	3	0	1:25	Punt	10.	0	0	0:13	Touchdown
					11.	8	59	1:43	End of Game

2015 BALL POSSESSION AND DRIVE CHART

NEW YORK GIANTS at BUFFALO BILLS (10/4/15)

GIANTS (30:33)
AVERAGE DRIVE START NYG 29

BILLS (29:27)
AVERAGE DRIVE START BUF 25

	PLAYS	YARDS	TIME	END		PLAYS	YARDS	TIME	END
1.	8	27	3:11	Field Goal	1.	3	8	1:29	Punt
2.	3	10	2:24	Punt	2.	3	9	2:02	Punt
3.	5	29	3:23	Punt	3.	5	15	1:21	Field Goal
4.	2	32	0:37	Touchdown	4.	1	0	0:08	Interception
5.	10	51	4:02	Touchdown	5.	3	4	0:41	Punt
6.	6	18	2:42	Punt	6.	3	6	1:45	Punt
7.	3	5	0:38	Punt	7.	6	27	3:49	Punt
8.	1	-1	0:11	End of Half	8.	3	9	1:37	Punt
9.	5	34	2:30	Punt	9.	3	1	1:29	Punt
10.	3	10	2:42	Punt	10.	13	60	5:59	Missed FG
11.	3	-1	1:59	Punt	11.	7	52	3:13	Downs
12.	3	4	1:33	Punt	12.	3	43	0:54	Touchdown
13.	5	72	1:59	Touchdown	13.	3	16	1:20	Fumble
14.	7	8	2:41	Interception	14.	14	63	3:40	Downs
15.	1	-1	0:01	End of Game					

NEW YORK GIANTS vs. SAN FRANCISCO 49ERS (10/11/15)

GIANTS (31:58)
AVERAGE DRIVE START NYG 23

49ERS (28:02)
AVERAGE DRIVE START SF 21

	PLAYS	YARDS	TIME	END		PLAYS	YARDS	TIME	END
1.	9	76	4:57	Field Goal	1.	8	55	3:41	Field Goal
2.	14	76	5:47	Touchdown	2.	6	11	3:20	Punt
3.	10	43	4:05	Field Goal	3.	6	13	4:13	Punt
4.	7	66	0:56	Interception	4.	11	71	2:56	Field Goal
5.	5	28	2:04	Punt	5.	1	-1	0:05	End of Half
6.	4	17	2:09	Punt	6.	10	88	4:56	Touchdown
7.	7	61	3:16	Touchdown	7.	3	4	1:21	Punt
8.	14	84	7:20	Field Goal	8.	11	52	4:25	Touchdown
9.	8	74	1:24	Touchdown	9.	7	78	2:44	Touchdown
					10.	3	9	0:21	End of Game

NEW YORK GIANTS at PHILADELPHIA EAGLES (10/19/15)

GIANTS (29:30)
AVERAGE DRIVE START NYG 25

EAGLES (30:30)
AVERAGE DRIVE START PHI 27

	PLAYS	YARDS	TIME	END		PLAYS	YARDS	TIME	END
1.	8	76	4:57	Field Goal	1.	3	3	0:46	Punt
2.	9	76	5:47	Touchdown	2.	7	63	1:45	Touchdown
3.	6	43	4:05	Field Goal	3.	3	0	1:39	Punt
4.	3	66	0:56	Interception	4.	3	13	1:04	Interception
5.	4	28	2:04	Punt	5.	5	-1	2:21	Punt
6.	3	17	2:09	Punt	6.	6	23	1:59	Punt
7.	3	61	3:16	Touchdown	7.	8	32	1:09	Field Goal
8.	6	84	7:20	Field Goal	8.	5	54	2:07	Fumble
9.	0	74	1:24	Touchdown	9.	11	85	4:36	Touchdown
10.	4	6	2:04	Punt	10.	1	0	0:15	Interception
11.	3	3	1:05	Punt	11.	10	62	4:00	Interception
12.	3	7	0:47	Punt	12.	10	40	5:16	Field Goal
13.	3	7	1:31	Punt	13.	6	33	3:33	End of Goal
14.	9	32	4:46	Punt					

2015 BALL POSSESSION AND DRIVE CHART

NEW YORK GIANTS vs. DALLAS COWBOYS (10/25/15)

GIANTS (21:56)
AVERAGE DRIVE START NYG 27

COWBOYS (38:04)
AVERAGE DRIVE START DAL 26

	PLAYS	YARDS	TIME	END		PLAYS	YARDS	TIME	END
1.	8	31	4:18	Punt	1.	11	73	5:17	Field Goal
2.	4	18	2:12	Punt	2.	6	28	4:06	Punt
3.	7	74	3:05	Touchdown	3.	6	40	3:33	Field Goal
4.	3	1	1:53	Punt	4.	6	59	3:19	Touchdown
5.	8	45	1:13	Field Goal	5.	5	21	0:48	Punt
6.	3	13	0:16	End of Half	6.	6	24	3:41	Interception
7.	8	83	4:25	Field Goal	7.	6	40	3:36	Interception
8.	6	20	2:33	Punt	8.	6	45	3:33	Interception
9.	0	0	0:13	Touchdown	9.	9	80	4:58	Touchdown
10.	3	7	0:22	Punt	10.	10	50	5:13	Downs
11.	3	-3	1:26	End of Game					

NEW YORK GIANTS at NEW ORLEANS SAINTS (11/2/15)

GIANTS (25:01)
AVERAGE DRIVE START NYG 27

SAINTS (34:59)
AVERAGE DRIVE START NO 28

	PLAYS	YARDS	TIME	END		PLAYS	YARDS	TIME	END
1.	10	60	4:01	Touchdown	1.	3	5	1:20	Punt
2.	3	6	2:09	Punt	2.	6	80	2:03	Touchdown
3.	9	64	3:53	Touchdown	3.	5	91	3:03	Touchdown
4.	3	-14	2:12	Punt	4.	5	80	2:26	Touchdown
5.	10	60	1:44	Touchdown	5.	14	75	7:07	Touchdown
6.	4	65	2:02	Touchdown	6.	0	0	0:02	End of Half
7.	3	4	1:07	Fumble	7.	8	70	2:49	Touchdown
8.	6	49	3:07	Punt	8.	3	2	1:36	Interception
9.	11	52	3:14	Touchdown	9.	9	80	3:50	Touchdown
10.	3	65	1:01	Touchdown	10.	3	3	1:44	Punt
11.	3	5	0:31	Punt	11.	6	43	2:19	Interception
					12.	14	85	6:35	Touchdown
					13.	1	0	0:05	Field Goal

NEW YORK GIANTS at TAMPA BAY BUCCANEERS (11/8/15)

GIANTS (34:55)
AVERAGE DRIVE START NYG 31

BUCCANEERS (25:85)
AVERAGE DRIVE START TB 27

	PLAYS	YARDS	TIME	END		PLAYS	YARDS	TIME	END
1.	1	0	0:09	Touchdown	1.	4	6	1:25	Field Goal
2.	10	48	3:34	Punt	2.	5	70	1:48	Field Goal
3.	12	62	7:11	Touchdown	3.	2	1	0:59	Fumble
4.	9	38	3:34	Punt	4.	11	50	4:22	Miscel FG
5.	7	32	3:56	Touchdown	5.	7	48	2:56	Field Goal
6.	1	-1	0:06	Touchdown	6.	5	22	2:28	Fumble
7.	4	7	0:43	Fumble	7.	10	59	4:34	Field Goal
8.	12	47	5:13	Punt	8.	5	70	1:38	Punt
9.	5	13	3:48	Touchdown	9.	5	87	2:11	Touchdown
10.	6	42	2:07	Touchdown	10.	8	31	2:21	Punt
11.	10	39	4:34	Punt	11.	2	1	0:23	Fumble

PLAYER BIOS



PRINCE AMUKAMARA

20



NEW YORK FOOTBALL GIANTS

CORNERBACK

HEIGHT - 6-0

WEIGHT - 207

COLLEGE - NEBRASKA

HIGH SCHOOL - APOLLO (GLENDALE, AZ)

HOW ACQUIRED - DRAFT (1ST ROUND , 2011)

NFL EXP. - 5TH YEAR

GIANTS EXP. - 5TH YEAR



TRANSACTIONS:

- Originally a 1st round (19th pick overall) draft choice by the Giants in 2011.

2015 SEASON HIGHLIGHTS:

- Started at right cornerback and recorded 8 tackles at Dallas (9/13).
- Started at right cornerback and registered 4 tackles and a defended 1 pass vs. Atlanta (9/20).
- Started at right cornerback and recorded 8 tackles, defended 3 passes and 1 interception, which led to an Andre Williams touchdown vs. Washington (9/24).
- Started at right cornerback and registered 6 tackles (5 solo), defended 1 pass, 1 forced fumble and 1 fumble recovery at Buffalo (10/4).
- Started at right cornerback and recorded 6 tackles and defended 1 pass vs. San Francisco (10/11).
- Inactive at Philadelphia (10/19) with a pectoral injury.
- Inactive vs. Dallas (10/25) with a pectoral injury.
- Inactive at New Orleans (11/1) with a pectoral injury.
- Inactive at Tampa Bay (11/8) with a pectoral injury.

REGULAR SEASON														
DATE	OPP	T	TACKLES						INTERCEPTIONS			AVG	LG	TD
			A	TOT	PD	FF	FR	STT	NO	YDS				
9/13	@DAL	6	2	8	0	0	0	0	0	0	0	0.0	0	0
9/20	ATL	4	0	4	1	0	0	0	0	0	0	0.0	0	0
9/24	WAS	6	2	8	3	0	0	0	1	6	6.0	6	0	
10/4	@BUF	5	1	6	1	1	1	0	0	0	0.0	0	0	
10/11	SF	5	1	6	1	0	0	0	0	0	0.0	0	0	
10/19	@PHI					Inactive (pectoral)								
10/25	DAL					Inactive (pectoral)								
11/1	@NO					Inactive (pectoral)								
11/8	@TB					Inactive (pectoral)								
11/15	NE													
11/29	@WAS													
12/6	NYJ													
12/14	@MIA													
12/20	CAR													
12/27	@MIN													
1/3	PHI													
Totals			26	6	32	6	1	1	1	1	6	6.0	6	0

REGULAR SEASON

	GP	GS	TACKLES						INTERCEPTIONS				
			T	A	TOT	PD	FF	FR	NO	YDS	AVG	LG	TD
2011 NYG	7	0	12	2	14	3	0	0	1	0	0.0	0	0
2012 NYG	13	11	45	14	59	6	0	0	1	0	0.0	0	0
2013 NYG	16	16	72	11	83	14	2	0	1	-4	-4.0	0	0
2014 NYG	8	8	37	9	46	11	0	0	3	66	22.0	38	0
2015 NYG	5	5	26	6	32	6	1	1	1	6	6.0	6	0
Total	49	40	196	34	230	40	3	2	7	68	9.7	38	0

POSTSEASON

	GP	GS	TACKLES						INTERCEPTIONS				
			T	A	TOT	PD	FF	FR	NO	YDS	AVG	LG	TD
2011 NYG	4	0	2	1	3	0	0	0	0	0	0.0	0	0

AMUKAMARA'S BESTS

(Single-Game Highs)

Tackles: 10, at Cincinnati, 11/11/12

Interceptions: 1, seven times, last vs Washington, 9/25/15

Forced Fumbles: 1, twice, last at Philadelphia, 10/27/13

Fumble Recoveries: 1, at New Orleans, 11/28/11

91
ny

ROBERT AYERS JR.

DEFENSIVE END

HEIGHT - 6-3

WEIGHT - 275

COLLEGE - TENNESSEE

HIGH SCHOOL - MARLBORO COUNTY
(BENNETTSVILLE, SC)

HOW ACQUIRED - FREE AGENT (2014)

NFL EXP. - 7TH YEAR

GIANTS EXP. - 2ND YEAR



NEW YORK FOOTBALL GIANTS

TRANSACTIONS:

- Originally a 1st round (18th pick overall) draft choice by the Denver Broncos in 2009...Signed as a free agent by the Giants on April 2, 2014.

2015 SEASON HIGHLIGHTS:

- Started at right defensive end and registered 3 tackles 1 quarterback hit and 1 forced fumble at Dallas (9/13).

- Started at right defensive end and recorded 3 tackles (2 for loss), 1 sack and defended 2 passes vs. Atlanta (9/20).

- Inactive vs. Washington (9/24) with a hamstring injury.

- Inactive at Buffalo (10/4) with a hamstring injury .

- Inactive vs. San Francisco (10/11) with a hamstring injury.

- Inactive at Philadelphia (10/19) with a hamstring injury.

- In his first action since Week 2, Ayers started at right defensive end and recorded 1 tackle, 2 quarterback hits, and 1 forced fumble vs. Dallas (10/25).

- Started at right defensive end and registered 3 tackles and 2 quarterback hits at New Orleans (11/1).

- Started at left defensive end and recorded 1 tackle and 1 quarterback hit at Tampa Bay (11/8).

REGULAR SEASON

DATE	OPP	T	A	TT	SKS	FF	FR	STT
9/13	@DAL	2	1	3	0	1	0	0
9/20	ATL	3	0	3	1	0	0	0
9/24	WAS	Inactive (hamstring)						
10/4	@BUF	Inactive (hamstring)						
10/11	SF	Inactive (hamstring)						
10/19	@PHI	Inactive (hamstring)						
10/25	DAL	1	1	0	1	0	0	0
11/1	@NO	2	1	3	0	0	0	0
11/8	@TB	1	0	1	0	0	0	0
11/15	NE							
11/29	@WAS							
12/6	NYJ							
12/14	@MIA							
12/20	CAR							
12/27	MIN							
1/3	PHI							
Totals		8	3	11	1	2	0	0

REGULAR SEASON

TACKLES	GP	GS	T	A	TOT	SKS	FF	FR
2009 DEN	15	1	13	5	18	0.0	0	1
2010 DEN	11	10	32	7	39	1.5	1	0
2011 DEN	16	13	25	14	39	3.0	1	1
2012 DEN	15	0	8	8	16	2.0	0	0
2013 DEN	15	3	23	6	29	5.5	1	0
2014 NYG	12	1	18	4	22	5.0	1	0
2015 NYG	5	5	8	3	11	1.0	2	0
Totals	89	33	127	47	174	18.0	6	3

Additional Statistics: 2009 – 2 passes defensed, recovered a fumble and returned it 54 yards for a touchdown vs. Pittsburgh (11/9), recovered a fumble on special teams at Philadelphia (12/27); 2010 – 1 pass defensed; 2011 – 2 passes defensed; 2012 – 2 passes defensed.

POSTSEASON

TACKLES	GP	GS	T	A	TOT	SKS	FF	FR
2011 DEN	2	1	3	2	5	2.0	0	0
2012 DEN	1	0	0	0	0	0.0	0	0
2013 DEN	3	0	3	1	4	1.0	0	0

AYERS' BESTS

(Single-Game Highs)

Tackles: 6, vs. Philadelphia, 9/29/13

Sacks: 2.0, vs. Oakland, 9/23/13

Pass Defensed: 2, at Carolina, 11/11/12

Forced Fumbles: 1, 4 times, last vs. Indianapolis, 11/3/14

Fumble Recoveries: 1, twice, last at Tennessee, 9/25/11

AYER'S CAREER SACKS

Date	Opponent	Quarterback
9/12/10	at Jacksonville	David Garrard
9/19/10	Seattle	Matt Hasselbeck (.5)
10/9/11	San Diego	Philip Rivers
10/30/11	Detroit	Matthew Stafford
1/1/12	Kansas City	Kyle Orton
1/8/12	Pittsburgh	Ben Roethlisberger (2)*
11/11/12	at Carolina	Cam Newton
12/16/12	at Baltimore	Joe Flacco
9/5/13	Baltimore	Joe Flacco
9/23/13	Oakland	Terrelle Pryor (2)
9/29/13	Philadelphia	Michael Vick (.5)
10/6/13	Dallas	Tony Romo
12/22/13	at Houston	Matt Schaub
1/19/14	New England	Tom Brady*
9/14/14	Arizona	Drew Stanton
11/3/14	Indianapolis	Andrew Luck
11/9/14	at Seattle	Russell Wilson
11/16/14	San Francisco	Colin Kaepernick

*Postseason game

JON BEASON

52



LINEBACKER
 HEIGHT - 6-0
 WEIGHT - 232
 COLLEGE - MIAMI (FL)
 HIGH SCHOOL - CHAMINDADE-MADONNA (MIRAMAR, FL)
 HOW ACQUIRED - TRADE (CAROLINA 2013)
 NFL EXP. - 9TH YEAR
 GIANTS EXP. - 3RD YEAR
 PRO BOWLS: 2008, 2009, 2010



NEW YORK FOOTBALL GIANTS

TRANSACTIONS:

- Originally a 1st round (25th pick overall) draft choice by the Carolina Panthers in 2007...Traded to the Giants for a 7th-round draft choice on Oct. 4, 2013.

2015 SEASON HIGHLIGHTS:

- Inactive at Dallas (9/13) due to a knee injury.
- Inactive vs. Atlanta (9/20) due to a knee injury.
- Made his 2015 season debut starting at middle linebacker vs. Washington (9/24).
- Started at middle linebacker and registered 5 tackles at Buffalo (10/4).
- Started at middle linebacker before leaving the game in the first quarter with a possible concussion injury vs. San Francisco (10/11).
- Had 1 tackle at Philadelphia (10/19).
- Started at middle linebacker and registered a team-high 11 tackles vs. Dallas (10/25).
- Inactive at New Orleans (11/1) with an ankle injury.
- Placed on Injured Reserve (ankle/knee) on November 7, 2015.

REGULAR SEASON

DATE	OPP	T	A	TT	SKS	FF	FR	STT
9/13	@DAL		Inactive (knee)					
9/20	ATL		Inactive (knee)					
9/24	WAS	0	0	0	0.0	0	0	0
10/4	@BUF	3	2	5	0.0	0	0	0
10/11	SF	0	0	0	0.0	0	0	0
10/19	@PHI	1	0	1	0.0	0	0	0
10/25	DAL	7	4	11	0.0	0	0	0
11/1	@NO		Inactive (ankle)					
11/8	@TB		Reserve/Injured					
11/15	NE							
11/29	@WAS							
12/6	NYJ							
12/14	@MIA							
12/20	CAR							
12/27	@MIN							
1/3	PHI							
Totals			11	6	7	0	0	0

REGULAR SEASON

	GP	GS	T	A	TOT	SKS	FF	FR
2007 CAR	16	16	115	45	160	0.0	1	1
2008 CAR	16	16	103	56	159	0.0	0	1
2009 CAR	16	16	125	44	169	3.0	1	2
2010 CAR	16	16	102	60	162	1.0	1	2
2011 CAR	1	1	3	0	3	0.0	0	0
2012 CAR	4	4	25	13	38	0.0	0	0
2013 CAR	3	2	7	4	11	0.0	0	0
2013 NYG	12	11	75	23	98	0.0	0	0
2014 NYG	4	4	6	5	11	0.0	0	0
2015 NYG	5	4	11	6	17	0.0	0	0
Totals	92	89	572	256	828	4.0	3	6

Additional Statistics: 2007 – 7 passes defended, 1 interception returned 0 yards; 2008 – 4 passes defended, 3 interceptions returned 52 yards with a long of 44 yards; 2009 – 5 passes defended, 3 interceptions returned 46 yards with a long of 18 yards; 2010 – 8 passes defended, 1 interception for 7 yards; 2012 – 1 pass defended, 1 interception returned 2 yards; 2013 – 1 pass defended, 1 interception returned 9 yards; 2014 – 1 pass defended.

NFC Defensive Player of the Month: October 2008

POSTSEASON

	GP	GS	T	A	TOT	SKS	FF	FR
2008 CAR	1	1	6	3	9	0.0	0	0

Additional Statistics: 2008 – 1 interception returned 4 yards.

SEASON'S BESTS

(Single-Game Highs)

Tackles: 17, twice, last vs. Baltimore, 11/21/10

Sacks: 1, 3 times, last at Giants, 12/27/09

Interceptions: 2, vs. Tampa Bay, 12/6/09

Forced Fumbles: 1, 3 times, last vs. Baltimore, 11/21/10

Fumble Recoveries: 1, 6 times, last at Jets, 11/29/09

65



WILL BEATTY

TACKLE

HEIGHT - 6-6

WEIGHT - 319

COLLEGE - CONNECTICUT

HIGH SCHOOL - WILLIAM PENN (YORK, PA)

HOW ACQUIRED - DRAFT (2ND ROUND, 2009)

NFL EXP. - 7TH YEAR

GIANTS EXP. - 7TH YEAR



NEW YORK FOOTBALL GIANTS

TRANSACTIONS:

- Originally a 2nd round (60th pick overall) draft choice by the Giants in 2009.

INJURY UPDATE

- Placed on PUP-Designated for return (pectoral) on Sept. 1.

BEATTY'S GAMES PLAYED/STARTED

REGULAR SEASON

	GP	GS
2009 NYG	16	4
2010 NYG	8	2
2011 NYG	10	10
2012 NYG	16	15
2013 NYG	16	16
2014 NYG	16	16
2015 NYG	0	0
Totals	82	63

POSTSEASON

	GP	GS
2011 NYG	Injured Reserve	

ODELL BECKHAM JR.

13



PRO BOWL: 2014

WIDE RECEIVER

HEIGHT - 5-11

WEIGHT - 198

COLLEGE - LOUISIANA STATE

HIGH SCHOOL - ISIDORE NEWMAN (NEW ORLEANS)

HOW ACQUIRED - DRAFT, 1ST ROUND

NFL EXP. - 2ND YEAR

GIANTS EXP. - 2ND YEAR



NEW YORK FOOTBALL GIANTS

TRANSACTIONS:

- Originally a 1st round (12th pick overall) draft choice by the Giants in 2014.

2015 SEASON HIGHLIGHTS:

- Started at wide receiver and recorded 5 receptions for 44 yards at Dallas (9/13).

- Started at wide receiver and caught 7 receptions for 146 yards and 1 touchdown vs. Atlanta (9/20)...In 14 career games, Beckham became fastest player in NFL history to reach 100 receptions.

- Started at wide receiver and recorded 7 receptions for 79 yards and 1 touchdown vs. Washington (9/24)...In 15 career games, Beckham broke the NFL records in most receptions (110) and receiving yards (1,574).

- Started at wide receiver and caught 5 passes for 38 yards at Buffalo (10/4)...With his 38 yards receiving, Beckham now has the most receiving yards (1,612) and receptions (116) in the first 16 games of a career.

- Started at wide receiver and had 7 receptions for a game-high 121 yards, including a 17-yard touchdown, vs. San Francisco (10/11).

- Started at wide receiver and led the team with 7 catches for 61 yards, including a 13-yard touchdown, at Philadelphia (10/19).

- Started at wide receiver and caught 4 passes for 35 yards vs. Dallas (10/25).

Started at wide receiver and hauled in a team 8 catches for a team-high 130 yards and 3 touchdowns at New Orleans (11/1).

- Started at wide receiver and caught a team-high 9 passes for 105 yards at Tampa Bay (11/8).

BECKHAM'S ROOKIE SEASON SUPERLATIVES

NFL Offensive Rookie of the Year: 2014

NFL Offensive Rookie of the Month: November 2014

NFL Offensive Rookie of the Month: December 2014

Pepsi NFL Rookie of the Week: Week 12, 2014

RECEIVING

DATE	OPP.	NO.	YDS	AVG.	LG	TD
9/13	@DAL	5	44	8.8	16	0
9/20	ATL	7	146	20.6	67	1
9/24	WAS	7	79	11.3	30	1
10/4	@BUF	5	38	7.6	9	0
10/11	SF	7	121	17.3	49	1
10/19	@PHI	7	61	8.7	17	1
10/25	DAL	4	35	8.8	10	0
11/1	@NO	8	130	16.3	50	3
11/8	@TB	9	105	11.7	24	0
11/15	NE					
11/29	@WAS					
12/6	NYJ					
12/14	@MIA					
12/20	CAR					
12/27	@MIN					
1/3	PHI					
Totals		59	759	12.9	67	7

BECKHAM JR.**REG. SEASON**

RECEIVING	GP	GS	NO	YDS	AVG	LG	TD
2014 NYG	12	11	91	1305	14.3	80	12
2015 NYG	9	9	59	759	12.9	67	7
Totals	21	20	150	2,064	13.8	80	19

RUSHING	GP	ATT	YDS	AVG	LG	TD
2014 NYG	12	7	35	5.0	13	0
2015 NYG	6	1	3	3.0	3	0
Totals	18	8	38	4.8	13	0

PUNT RETURNS

	GP	PR	YDS	AVG	LG	FC	TD
2014 NYG	12	21	171	8.1	25	11	0
2015 NYG	0	0	0	0.0	0	0	0
Totals	12	21	171	8.1	25	11	0

RECEIVING GAME-BY-GAME, 2014

DATE	OPP.	NO.	YDS	AVG.	LG	TD
9/8	@DET		Inactive			
9/14	ARI		Inactive			
9/21	HOU		Inactive			
9/25	@WAS		Inactive			
10/5	ATL	4	44	11.0	15	1
10/12	@PHI	2	28	14.0	18	0
10/19	@DAL	4	34	8.5	13	2
10/3	IND	8	156	19.5	59	0
11/9	@SEA	7	108	15.4	44	0
11/16	SF	6	93	15.5	37	0
11/23	DAL	10	146	14.6	43	2
12/30	@JAX	7	90	12.9	29	0
12/7	@TEN	11	130	11.8	50	1
12/14	WAS	12	143	11.9	35	3
12/21	@STL	8	148	18.5	80†	2
12/28	PHI	12	185	26.3	63	1
Total		91	1,305	14.3	80†	12

NAT BERHE



29



NEW YORK FOOTBALL GIANTS

SAFETY

HEIGHT - 6-0

WEIGHT - 205

COLLEGE - SAN DIEGO STATE

HIGH SCHOOL - COLTON (CA)

HOW ACQUIRED - DRAFT, 5TH ROUND

NFL EXP. - 2ND YEAR

GIANTS EXP. - 2ND YEAR

TRANSACTIONS:

- Originally a 5th round (152nd pick overall) draft choice by the Giants in 2014.

INJURY UPDATE

- Placed on Injured Reserve (calf) on September 5, 2015.

BERHE

REGULAR SEASON

	TACKLES								INTERCEPTIONS				
	GP	GS	T	A	TOT	PD	FF	FR	NO	YDS	AVG	LG	TD
2014 NYG	16	0	3	1	4	0	0	0	0	0	0.0	0	0
2015 NYG													

Reserve/Injured

Additional Statistics: 2014 – 11 special teams tackles, 1 special teams fumble recovery.

53

ny

JASPER BRINKLEY

LINEBACKER

HEIGHT - 6-1

WEIGHT - 255


COLLEGE - SOUTH CAROLINA

HIGH SCHOOL - THOMPSON (THOMPSON, GA)

HOW ACQUIRED: FREE AGENT (2015)

GIANTS EXP. - 1ST YEAR

NFL EXP. - 7TH YEAR



NEW YORK FOOTBALL GIANTS

TRANSACTIONS:

- Originally an undrafted rookie free agent by the Minnesota Vikings in 2009...Signed as a free agent with the Arizona Cardinals on March 14, 2013...Released by the Cardinals on Feb. 28, 2014...Signed to the Vikings on March 12, 2014...Signed as a free agent with the Dallas Cowboys on March 13, 2015...Released by the Cowboys on Sept. 7, 2015...Signed to the Giants on Sept. 9, 2015.

2015 SEASON HIGHLIGHTS:

- Saw action at middle linebacker at Dallas (9/13).
- Saw action at middle linebacker vs. Atlanta (9/20).
- Saw action at middle linebacker and assisted a defensive unit to only allow 88 rushing yards vs. Washington (9/24).
- Inactive at Buffalo (10/4).
- Saw action at linebacker and registered 1 tackle vs. San Francisco (10/11).
- Saw time at linebacker at Philadelphia (10/19).
- Saw action on special teams vs. Dallas (10/25).
- Started at middle linebacker and registered 3 tackles at New Orleans (11/1).
- Started at middle linebacker and recorded a team-high 7 tackles at Tampa Bay (11/8).

REGULAR SEASON

DATE	OPP	T	A	TT	SKS	FF	FR	STT
9/13	@DAL	0	0	0	0.0	0	0	0
9/20	ATL	0	0	0	0.0	0	0	0
9/24	WAS	0	0	0	0.0	0	0	0
10/4	@BUF				(Inactive)			
10/11	SF	1	0	1	0.0	0	0	0
10/19	@PHI	0	0	0	0.0	0	0	0
10/25	DAL	0	0	0	0.0	0	0	0
11/1	@NO	2	1	3	0.0	0	0	0
11/8	@TB	5	2	7	0.0	0	0	0
11/15	NE							
11/29	@WAS							
12/6	NYJ							
12/14	@MIA							
12/20	CAR							
12/27	@MIN							
1/3	PHI							
Totals		8	3	11	0	0	0	0

BRINKLEY

REGULAR SEASON

TACKLES	GP	GS	T	A	TOT	SKS	FF	FR
2009 MIN	16	4	22	1	23	0.0	1	0
2010 MIN	16	0	3	0	3	0.0	0	0
2012 MIN	16	15	64	36	100	0.0	3	0
2013 ARI	15	3	19	3	22	0.0	0	0
2014 MIN	16	11	51	21	72	1.0	1	0
2015 NYG	8	2	8	3	11	0.0	0	0
Total	87	35	167	64	230	1.0	5	0

POSTSEASON

TACKLES	GP	GS	T	A	TOT	SKS	FF	FR
2009 MIN	2	0	7	2	9	0.0	0	0
2012 MIN	1	0	1	4	5	0.0	0	0
Totals	3	0	8	6	14	0.0	0	0

96

ny

JAYSON BROMLEY**DEFENSIVE TACKLE**

HEIGHT - 6-3

WEIGHT - 310

COLLEGE - SYRACUSE

HIGH SCHOOL - FLUSHING (NY)

HOW ACQUIRED - DRAFT, 3RD ROUND

NFL EXP. - 2ND YEAR

GIANTS EXP. - 2ND YEAR

**NEW YORK FOOTBALL GIANTS****TRANSACTIONS:**

- Originally a 3rd round (74th pick overall) draft choice by the Giants in 2014.

2015 SEASON HIGHLIGHTS:

- Saw action at right defensive tackle at Dallas (9/13).
- Saw action at right defensive tackle vs. Atlanta (9/20).
- Saw action at right defensive tackle and registered 3 tackles vs. Washington (9/24).
- Saw action at right defensive end and recorded 3 tackles at Buffalo (10/4).
- Made his first career start at left defensive tackle and registered 3 tackles vs. San Francisco (10/11).
- Recorded 2 tackles at Philadelphia (10/19).
- Saw action at defensive tackle and registered 4 tackles vs. Dallas (10/25).
- Saw action at defensive tackle and registered 2 tackles at New Orleans (11/1).
- Saw action at defensive tackle and recorded 3 tackles at Tampa Bay (11/8).

REGULAR SEASON

DATE	OPP	T	A	TT	SKS	FF	FR	STT
9/13	@DAL	0	0	0	0.0	0	0	0
9/20	ATL	0	0	0	0.0	0	0	0
9/24	WAS	2	1	3	0.0	0	0	0
10/4	@BUF	2	1	3	0.0	0	0	0
10/11	SF	1	2	3	0.0	0	0	0
10/19	@PHI	2	0	2	0.0	0	0	0
10/25	DAL	3	1	4	0.0	0	0	0
11/1	@NO	0	2	2	0.0	0	0	0
11/8	@TB	2	1	3	0.0	0	0	0
11/15	NE							
11/29	@WAS							
12/6	NYJ							
12/14	@MIA							
12/20	CAR							
12/27	@MIN							
1/3	PHI							
Totals		12	8	20	0.0	0	0	0

BROMLEY**REGULAR SEASON**

TACKLES	GP	GS	T	A	TOT	SKS	FF	FR
2014 NYG	8	0	2	3	5	0.0	0	0
2015 NYG	9	1	12	8	20	0.0	0	0
Totals	17	1	14	11	25	0.0	0	0

3



JOSH BROWN

KICKER

HEIGHT - 6-0

WEIGHT - 202

COLLEGE - NEBRASKA

HIGH SCHOOL - FOYIL (OK)

HOW ACQUIRED - FREE AGENT (2013)

NFL EXP. - 13TH YEAR

GIANTS EXP. - 3RD YEAR



NEW YORK FOOTBALL GIANTS

TRANSACTIONS:

- Originally a 7th round (222nd pick overall) draft choice by the Seattle Seahawks in 2003...Signed as a free agent by the St. Louis Rams on March 1, 2008... Contract terminated by the Rams on April 30, 2012... Signed by the Jets on May 2, 2012...Released by the Jets on Aug. 27, 2012...Signed by the Cincinnati Bengals on Dec. 6, 2012...Signed by the Giants on March 13, 2013.

2015 SEASON HIGHLIGHTS:

- Converted all 4 field goals 50, 40, 30 and 19, 1 PAT and 2 touchbacks at Dallas (9/13).
- Made 2-of-2 field goals, 2 PATs and 3 touchbacks vs. Atlanta (9/20).
- Converted 3 field goals 35, 36 and 48, 2 PATs and 3 touchbacks vs. Washington (9/24).
- Converted a 47 yard field goal, 1 PAT and 3 touchbacks at Buffalo (10/4)...Brown has made 10 consecutive field goals this season.
- Converted 3 field goals 22, 41 and 24 and 3 PAT's vs. San Francisco (10/11).
- Converted 1 PAT at Philadelphia (10/19).
- Converted 2 field goals 47, 34 and 3 PAT's vs. Dallas (10/25)...Brown has had made 19 consecutive field goals, which beats the franchise record of 17 that he made in 2013.
- Converted 6 PAT's at New Orleans (11/1).
- Converted all 4 field goals 35, 35, 53, 44, 2 PAT's and 3 touchbacks at Tampa Bay (11/8).

BROWN'S SEASON SUPERLATIVES

NFC Special Teams Player of the Week: 2013 Week 16
 NFC Special Teams Player of the Week: 2009 Week 8
 NFC Special Teams Player of the Week: 2006 Week 12
 NFC Special Teams Player of the Week: 2006 Week 6
 NFC Special Teams Player of the Week: 2005 Week 7
 NFC Special Teams Player of the Month: October 2008

Brown's Single Game High Marks:

Field Goals Attempted:

5, 4 times, last, at Tennessee (12/7/14)

Longest Field Goal Made:
58 at Green Bay (10/5/03)

PAT's Made: 6, 5 times, last, at Washington (9/25/14)

Field Goals Made:

5, twice, at Philadelphia (10/27/13); at Tennessee (12/7/14)

Longest Field Goal Attempted:
58 at Green Bay (10/5/03)

Points: 15, 3 times, last, at Tennessee (12/7/14)

REGULAR SEASON

SCORING	GP	GS	PAT	ATT	FG	FGA	PCT	LG	PTS
2003 SEA	16	0	48	48	22	30	73.3	58	114
2004 SEA	16	0	40	40	23	25	92.0	54	109
2005 SEA	16	0	56	57	18	25	72.0	55	110
2006 SEA	16	0	36	36	25	31	80.6	54	111
2007 SEA	16	0	43	43	28	34	82.4	54	127
2008 STL	16	0	19	19	31	36	86.1	54	112
2009 STL	16	0	16	16	19	24	79.2	55	73
2010 STL	16	0	26	27	33	39	84.6	53	125
2011 STL	16	0	18	18	21	28	75.0	49	81
2012 CIN	1	0	8	8	11	12	91.7	52	41
2013 NYG	16	0	31	31	23	26	88.5	52	100
2014 NYG	16	0	44	44	24	26	92.3	53	116
2015 NYG	9	0	24	25	19	19	100.0	81	60
Totals	189	0	409	412	297	355	83.7	58	1300

Additional Statistics: 2004 – 1 punt for 35 yards; 2005 – 1 punt for 20 yards; 2006 – 2 punts for 49 yards; 2008 – 1 punt for 20 yards; 2009 – 1 pass for 36 yards (TD to TE Daniel Fells at Detroit, 11/1).

POSTSEASON

SCORING	GP	GS	PAT	ATT	FG	FGA	PCT	LG	PTS
2003 SEA	1	0	3	3	2	2	100.0	35	9
2004 SEA	4	0	2	2	2	2	100.0	47	8
2005 SEA	3	0	7	7	5	8	62.5	47	22
2006 SEA	2	0	4	4	3	3	100.0	40	13
2007 SEA	2	0	5	5	4	4	100.0	0	17
2012 CIN	1	0	1	1	2	2	100.0	47	7
Totals	10	0	22	22	18	21	85.7	47	76

Additional Statistics: 2005 – 1 punt for 25 yards.

FIELD GOAL ACCURACY

TEAM	11-19	20-29	30-39	40-49	50+	Total	PCT
2003 SEA	0-0	5-5	10-11	6-11	1-3	22-30	73.3
2004 SEA	1-1	7-7	8-9	6-7	1-1	23-25	92.0
2005 SEA	0-0	5-5	4-5	4-7	5-8	18-25	72.0
2006 SEA	0-0	10-10	5-7	7-9	3-5	25-31	80.6
2007 SEA	0-0	12-12	5-5	8-12	3-5	28-34	82.4
2008 STL	0-0	8-8	7-7	10-13	6-8	31-36	86.1
2009 STL	0-0	5-5	4-5	4-7	6-7	19-24	79.2
2010 STL	0-0	11-12	12-14	7-9	3-4	33-39	84.6
2011 STL	0-0	7-7	6-7	8-12	0-2	21-28	75.0
2012 CIN	0-0	3-3	4-4	3-3	1-2	11-12	91.7
2013 NYG	0-0	8-8	7-8	7-8	1-2	23-26	88.5
2014 NYG	1-1	6-7	9-9	4-5	4-4	23-25	92.3
2015 NYG	1-1	2-2	7-7	7-7	2-2	19-19	100
Totals	3-3	89-91	88-98	81-110	36-53	297-355	83.7

POSTSEASON

TEAM	11-19	20-29	30-39	40-49	50+	Total	PCT
2003 SEA	0-0	0-0	2-2	0-0	0-0	2-2	100.0
2004 SEA	0-0	0-0	1-1	1-1	0-0	2-2	100.0
2005 SEA	0-0	1-1	3-3	1-2	0-2	5-8	62.5
2006 SEA	0-0	1-1	1-1	1-1	0-0	3-3	100.0
2007 SEA	0-0	2-2	1-1	0-0	1-1	4-4	100.0
2012 CIN	0-0	0-0	1-1	1-1	0-0	2-2	100.0
Totals	0-0	4-4	9-9	4-5	1-3	18-21	85.7

TOUCHBACKS
REGULAR SEASON

	KOs	TBs	Pct.
2003 SEA	84	3	3.6
2004 SEA	81	5	6.2
2005 SEA	88	4	4.5
2006 SEA	74	12	16.2
2007 SEA	84	13	15.5
2008 STL	65	8	12.3
2009 STL	50	8	16.0
2010 STL	71	5	7.0
2011 STL	52	15	28.8
2012 CIN	23	6	26.0
2013 NYG	68	35	51.5
2014 NYG	79	46	58.2
2015 NYG	54	25	46.3
Totals	873	185	21.2

TOUCHBACKS
POSTSEASON

	KOs	TBs	Pct.
2003 SEA	6	0	0.0
2004 SEA	5	0	0.0
2005 SEA	15	1	6.7
2006 SEA	10	2	20.0
2007 SEA	12	0	0.0
2012 CIN	4	2	50.0
Totals	52	5	9.6

Josh Brown's Game-Winning Field Goals

(Field goals in the final two minutes of the fourth quarter or in overtime that gave his team the lead for good.)

DATE	OPPONENT	LENGTH	TIME	SCORE
Oct. 23, 2005	SEA vs. DAL	50	0:00 in fourth	13-10
Nov. 27, 2005	SEA vs. NYG	36	12:15 into OT	24-21
Sept. 10, 2006	SEA at DET	42	0:00 in fourth	9-6
Oct. 15, 2006	SEA at STL	54	0:00 in fourth	30-28
Nov. 12, 2006	SEA vs. STL	38	0:09 in fourth	24-22
Dec. 3, 2006	SEA at DEN	50	0:05 in fourth	23-20
Oct. 12, 2008	STL at WAS	49	0:00 in fourth	19-17
Dec. 23, 2012	CIN at PIT	43	0:04 in fourth	13-10
Dec. 22, 2013	NYG at DET	45	7:37 in OT	23-20

JONATHAN CASILLAS

54

LINEBACKER

HEIGHT - 6-1

WEIGHT - 227

COLLEGE - WISCONSIN

HIGH SCHOOL - NEW BRUNSWICK (NJ)

HOW ACQUIRED - FREE AGENT (2015)

NFL EXP. - 7TH YEAR

GIANTS EXP. - 1ST YEAR



NEW YORK FOOTBALL GIANTS

TRANSACTIONS:

- Originally signed as a rookie free agent by the New Orleans Saints on May 4, 2009...Signed as a free agent by the Tampa Bay Buccaneers on March 14, 2013... Traded by Tampa Bay to the New England Patriots on Oct. 28, 2014...Signed as a free agent by the Giants on March 11, 2015.

- Started at weakside linebacker and registered 6 tackles at Tampa Bay (11/8).

2015 SEASON HIGHLIGHTS:

- Saw action at linebacker and recorded 1 tackle at Dallas (9/13).
- Saw action at linebacker and registered 2 tackles and defended 1 pass vs. Atlanta (9/20).
- Saw action at linebacker and recorded 7 tackles (1 for loss), 1 sack, 1 quarterback hit and assisted on 1 special teams tackle vs. Washington (9/24).
- Saw action at linebacker and registered 7 tackles (1 for loss) at Buffalo (10/4).
- Inactive vs. San Francisco (10/11) due to a calf injury.
- Recorded 3 tackles at Philadelphia (10/19) before coming out of the game early with a neck injury.
- Saw action at linebacker and registered 7 tackles vs. Dallas (10/25).
- Started at weak-side linebacker and recorded 6 tackles and defended 1 pass at New Orleans (11/1).

REGULAR SEASON

DATE	OPP	T	A	TT	SKS	FF	FR	STT
9/13	@DAL	1	0	1	0.0	0	0	0
9/20	ATL	2	0	2	0.0	0	0	0
9/24	WAS	7	0	7	1.0	0	0	1
10/4	@BUF	2	5	7	0.0	0	0	0
10/11	SF	Inactive (calf)						
10/19	@PHI	1	2	3	0.0	0	0	0
10/25	DAL	4	3	7	0.0	0	0	0
11/1	@NO	4	2	6	0.0	0	0	0
11/8	@TB	6	0	6	0.0	0	0	0
11/15	NE							
11/29	@WAS							
12/6	NYJ							
12/14	@MIA							
12/20	CAR							
12/27	@MIN							
1/3	PHI							
Totals		27	12	39	1.0	0	0	1

CASILLAS

REGULAR SEASON

	GP	GS	T	TACKLES					INTERCEPTIONS				
				A	TOT	SK	FF	FR	NO	YDS	AVG	LG	TD
2009 NO	11	2	8	8	16	0.0	0	0	0	0	0.0	0	0
2010 NO	Injured Reserve												
2011 NO	13	5	30	13	43	3.0	0	0	0	0	0.0	0	0
2012 NO	14	1	18	8	26	0.0	0	2	0	0	0.0	0	0
2013 TB	12	4	13	12	25	0.0	1	0	0	0	0.0	0	0
2014 TB	5	3	5	4	9	0.0	0	0	0	0	0.0	0	0
2014 NE	8	3	18	3	21	0.0	1	0	0	0	0.0	0	0
2015 NYG	8	2	27	12	38	1.0	0	0	0	0	0.0	0	0
Totals	71	20	115	65	180	4.0	2	2	0	0	0.0	0	0

Additional Statistics: 2009 - 5 special teams tackles; 2011 - 2 passes defended, 6 special teams tackles; 2012 - 1 pass defended, 10 special teams tackles; 2013 - 2 passes defended, 9 special teams tackles; 2014 - 5 special teams tackles.

POSTSEASON

TACKLES	GP	GS	T	A	TOT	SKS	FF	FR
2009 NO	3	0	0	1	1	0.0	0	0
2011 NO	1	0	0	0	0	0.0	0	0
2014 NE	3	0	1	0	1	0.0	0	0
Totals	7	0	1	1	2	0.0	0	0

Additional Statistics: 2014 - 2 special teams tackles.

21
ny

LANDON COLLINS

SAFETY

HEIGHT - 6-0

WEIGHT - 228

COLLEGE - ALABAMA

HIGH SCHOOL - GEISMAR DUTCHTOWN (LA)

HOW ACQUIRED - DRAFT, 2ND ROUND
(33RD PICK OVERALL)



NEW YORK FOOTBALL GIANTS

TRANSACTIONS:

- Originally a 2nd round (33rd pick overall) draft choice by the Giants in 2015.

2015 SEASON HIGHLIGHTS:

- Started at free safety and recorded 4 tackles (1 for loss) at Dallas (9/13).
- Started at free safety and registered 6 tackles at Dallas (9/13).
- Started at free safety and recorded 6 tackles and defended 2 passes, one in which stopped a touchdown vs. Washington (9/24).
- Started at free safety and registered 6 tackles and 1 pass defended at Buffalo (10/4).
- Started at free safety and recorded 6 tackles and defended 1 pass vs. San Francisco (10/11).
- Started at free safety and registered 5 tackles (4 solo), including 1 for a loss and 1 pass defended at

(10/19)...Philadelphia...Collins also intercepted a pass in the endzone by Sam Bradford, marking his first career interception.

- Started at free safety and recorded 9 tackles vs. Dallas (10/25).
- Started at free safety and registered 9 tackles at New Orleans (11/1).
- Started at free safety and recorded 5 tackles, 1 quarterback hit, and defended 1 pass at Tampa Bay (11/8).

REGULAR SEASON

DATE	OPP	TACKLES							INTERCEPTIONS			AVG	LG	TD
		T	A	TOT	PD	FF	FR	STT	NO	YDS				
9/13	@DAL	2	2	4	0	0	0	0	0	0	0.0	0	0	
9/20	ATL	6	0	6	0	0	0	0	0	0	0.0	0	0	
9/24	WAS	4	2	6	2	0	0	0	0	0	0.0	0	0	
10/4	@BUF	4	2	6	1	0	0	0	0	0	0.0	0	0	
10/11	SF	5	1	6	1	0	0	0	0	0	0.0	0	0	
10/19	@PHI	4	1	5	1	0	0	0	1	0	0.0	0	0	
10/25	DAL	6	3	9	0	0	0	0	0	0	0.0	0	0	
11/1	@NO	4	5	9	0	0	0	0	0	0	0.0	0	0	
11/8	@TB	4	1	5	1	0	0	0	0	0	0.0	0	0	
11/15	NE													
11/29	@WAS													
12/6	NYJ													
12/14	@MIA													
12/20	CAR													
12/27	@MIN													
1/3	PHI	39	17	56	6	0	0	0	1	0	0.0	0	0	
Totals														

COLLINS

REGULAR SEASON

2011 NYG	GP	GS	TACKLES						INTERCEPTIONS				
			T	A	TOT	PD	FF	FR	NO	YDS	AVG	LG	TD
2011 NYG	8	8	35	16	51	5	0	0	1	0	0.0	0	0

80

ny

PRO BOWL: 2012

VICTOR CRUZ

WIDE RECEIVER

HEIGHT - 6-0

WEIGHT - 204

COLLEGE - MASSACHUSETTS

HIGH SCHOOL - PATERSON (NJ) CATHOLIC

HOW ACQUIRED - FREE AGENT (2010)

NFL EXP. - 6TH YEAR

GIANTS EXP. - 6TH YEAR



NEW YORK FOOTBALL GIANTS

TRANSACTIONS:

- Originally signed as a rookie free agent by the Giants on April 25, 2010.

2015 SEASON HIGHLIGHTS:

- Inactive at Dallas (9/13) due to a calf injury.
- Inactive vs. Atlanta (9/20) due to a calf injury.
- Inactive vs. Washington (9/24) due to a calf injury.
- Inactive at Buffalo (10/4) due to a calf injury.
- Inactive vs. San Francisco (10/11) due to a calf injury.
- Inactive at Philadelphia (10/19) due to a calf injury.
- Inactive vs. Dallas (10/25) due to a calf injury.
- Inactive at New Orleans (11/1) due to a calf injury.
- Inactive at Tampa Bay (11/8) due to a calf injury.

RECEIVING

DATE	OPP.	NO.	YDS	AVG.	LG	TD
9/13	@DAL					
						Inactive (calf)
9/20	ATL					Inactive (calf)
9/24	WAS					Inactive (calf)
10/4	@BUF					Inactive (calf)
10/11	SF					Inactive (calf)
10/19	@PHI					Inactive (calf)
10/25	DAL					Inactive (calf)
11/1	@NO					Inactive (calf)
11/8	@TB					Inactive (calf)
11/15	NE					
11/29	@WAS					
12/6	NYJ					
12/14	@MIA					
12/20	CAR					
12/27	@MIN					
1/3	PHI					
Totals		0	0	0.0	0	0

CRUZ

REGULAR SEASON

RECEIVING	GP	GS	NO	YDS	AVG	LG	TD
2010 NYG	3	0	0	0	0.0	0	0
2011 NYG	16	7	82	1536	18.7	99†	9
2012 NYG	16	16	86	1092	12.7	80†	10
2013 NYG	14	12	73	998	13.7	70†	4
2014 NYG	6	6	23	337	14.7	61	1
2015 NYG	0	0	0	0	0.0	0	0
Totals	55	41	264	3963	15.0	99	24

Additional Statistics: 2011 – 3 punt returns for 12 yards. 1 rush for 3 yards.

POSTSEASON

	GP	GS	NO	YDS	AVG	LG	TD
2011 NYG	4	4	21	269	12.8	36	1
Totals	4	4	21	269	12.8	36	1

25



NEW YORK FOOTBALL GIANTS

CRAIG DAHL

SAFETY

HEIGHT - 6-1

WEIGHT - 212

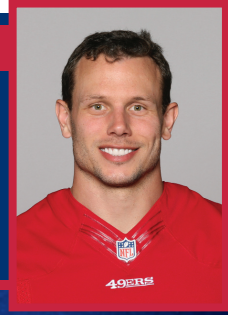
COLLEGE - NORTH DAKOTA ST.

HIGH SCHOOL - MANKATO EAST (MANKATO, MN)

HOW ACQUIRED - FREE AGENT (2015)

NFL EXP. - 9TH YEAR

GIANTS EXP. - 2ND YEAR



TRANSACTIONS:

- Originally signed as an undrafted free agent with the Giants in 2007...Signed as a free agent by the St. Louis Rams on March 17, 2009...Signed as a free agent by the San Francisco 49ers on March 16, 2013...Signed as a free agent by the Giants on Sept. 7, 2015.

- Saw action at safety and registered 2 tackles and 2 special teams tackles at Tampa Bay (11/8).

2015 SEASON HIGHLIGHTS:

- Saw action at safety and recorded 1 special teams tackle at Dallas (9/13).
 - Saw action on special teams vs. Atlanta (9/20).
 - Registered a team-high 2 special teams tackles vs. Washington (9/24).
 - Saw action at safety and recorded 1 tackle and assisted on 2 tackles on special teams at Buffalo (10/4).
 - Saw action at safety and registered 2 tackles vs. San Francisco (10/11).
 - Recorded a season-high 6 tackles (4 solo) and 2 special teams tackles at Philadelphia (10/19).
 - Saw action at safety and registered 1 tackle vs. Dallas (10/25).
 - Saw action at safety and recorded 3 tackles, as well as registering 1 tackle, and a forced fumble on special teams at New Orleans (11/1).

REGULAR SEASON			TACKLES							INTERCEPTIONS			AVG	LG	TD
DATE	OPP	T	A	TOT	PD	FF	FR	STT	NO	YDS					
9/13	@DAL	0	0	0	0	0	0	1	0	0	0.0	0	0		
9/20	ATL	0	0	0	0	0	0	0	0	0	0.0	0	0		
9/24	WAS	0	0	0	0	0	0	2	0	0	0.0	0	0		
10/4	@BUF	1	0	1	0	0	0	2	0	0	0.0	0	0		
10/11	SF	2	0	2	0	0	0	0	0	0	0.0	0	0		
10/19	@PHI	4	2	6	0	0	0	2	0	0	0.0	0	0		
10/25	DAL	1	0	0	0	0	0	0	0	0	0.0	0	0		
11/1	@NO	2	1	3	0	1	0	1	0	0	0.0	0	0		
11/8	@TB	2	0	2	0	0	0	2	0	0	0.0	0	0		
11/15	NE														
11/29	@WAS														
12/6	NYJ														
12/14	@MIA														
12/20	CAR														
12/27	@MIN														
1/3	PHI														
Totals			12	3	15	0	1	0	10	0	0	0.0	0	0	

REGULAR SEASON

	GP	GS	TACKLES						INTERCEPTIONS				
			T	A	TOT	PD	FF	FR	NO	YDS	AVG	LG	TD
2007 NYG	9	2	11	3	14	0	0	0	0	0	0.0	0	0
2008 NYG						Injured							
2009 STL	14	8	47	7	54	3	0	2	0	0	0.0	0	0
2010 STL	15	13	77	9	86	6	1	1	2	23	11.5	23	0
2011 STL	16	3	42	9	51	1	2	0	1	-3	-3.0	-3	0
2012 STL	16	16	56	15	71	2	0	0	1	38	38.0	38	0
2013 SF	16	0	4	3	7	0	0	0	0	0	0.0	0	0
2014 SF	16	1	12	0	12	2	0	0	1	0	0.0	0	0
2015 NYG	9	0	12	3	15	0	1	0	0	0	0.0	0	0
Total	113	43	263	49	307	14	4	3	5	58	11.6	38	0

Additional statistics: 2007 – 5 special teams tackles; 2009 – 2 sacks for 15 yards, 10 special teams tackles; 2010 – 10 special teams tackles; 2011 – 10 special teams tackles; 2012 – 6 special teams tackles; 2013 – 5 special teams tackles; 2014 – 7 special teams tackles; 2015 – 7 special teams tackles.

POSTSEASON

	GP	GS	TACKLES						INTERCEPTIONS				
			T	A	TOT	PD	FF	FR	NO	YDS	AVG	LG	TD
2007 NYG						Injured							
2013 SF	3	0	0	0	0	0	0	0	0	0	0.0	0	0
Total	3	0	0	0	0	0	0	0	0	0	0.0	0	0

Additional Statistics: 2013 – 1 special teams tackle.

26



ORLEANS DARKWA

RUNNING BACK

HEIGHT - 6-0

WEIGHT - 215

COLLEGE - TULANE

HIGH SCHOOL - THE ENSWORTH SCHOOL (NASHVILLE)

HOW ACQUIRED - FREE AGENT (2014)

NFL EXP. - 2ND YEAR

GIANTS EXP. - 2ND YEAR



NEW YORK FOOTBALL GIANTS

TRANSACTIONS:

- Signed as an undrafted free agent by the Miami Dolphins on May 12, 2014...Waived by the Dolphins on Oct. 6, 2014...Signed to the Dolphins' practice squad on Oct. 8, 2014...Signed to the Giants' active roster on Nov. 12, 2014.

2015 SEASON HIGHLIGHTS:

- Saw action on special teams and recorded two tackles at Dallas (9/13).
- Saw action on special teams vs. Atlanta (9/20).
- Saw action on special teams vs. Washington (9/24)... Orleans also recovered a muffed punt that would have given the Redskins great field position.
- Saw action on special teams at Buffalo (10/4).
- Saw action on special teams vs. San Francisco (10/11).
- Saw time on special teams and played 1 snap on offense at Philadelphia (10/19).

- Saw action at running back and carried the ball a career-high 8 times for 48 yards (16.0 avg.) and a touchdown vs. Dallas (10/25).

- Saw action at running back and carried the ball 4 times for 23 yards (5.8 avg.) before leaving the game with a back injury at New Orleans (11/1).

- Saw action at running back and carried the ball 6 times for 23 yards (3.8 avg.) at Tampa Bay (11/8).

DATE	OPP.	RUSHING						RECEIVING					
		ATT	YDS	AVG	LG	TD	NO	YDS	AVG	LG	TD		
9/13	@DAL	0	0	0.0	0	0	0	0	0	0	0	0	
9/20	ATL	0	0	0.0	0	0	0	0	0	0	0	0	
9/24	WAS	0	0	0.0	0	0	0	0	0	0	0	0	
10/4	@BUF	0	0	0.0	0	0	0	0	0	0	0	0	
10/11	SF	0	0	0.0	0	0	0	0	0	0	0	0	
10/19	@PHI	0	0	0.0	0	0	0	0	0	0	0	0	
10/25	DAL	8	48	16.0	15	1	0	0	0	0	0	0	
11/1	@NO	4	23	5.8	17	0	0	0	0	0	0	0	
11/8	@TB	6	23	3.8	9	0	0	0	0	0	0	0	
11/15	NE												
11/29	@WAS												
12/6	NYJ												
12/14	@MIA												
12/20	CAR												
12/27	@MIN												
1/3	PHI												
Totals		18	94	5.2	17	1	0	0	0	0	0	0	

DARKWA

REGULAR SEASON

RUSHING

	GP	GS	ATT	YDS	AVG	LG	TD
2014 MIA	4	0	4	2	0.5	7	0
2014 NYG	7	0	5	21	4.2	12t	1
2015 NYG	9	0	18	94	5.2	17	1
Totals	20	0	27	94	4.3	17	2

RECEIVING

	NO	YDS	AVG	LG	TD
2014 MIA	3	31	10.3	17	0
2014 NYG	2	17	8.5	9	0
2015 NYG	0	0	0.0	0	0
Totals	5	48	9.6	17	0

18

ny

GEREMY DAVIS

WIDE RECEIVER

HEIGHT - 6-3

WEIGHT - 216

COLLEGE - CONNECTICUT

HIGH SCHOOL - NORCROSS (LAWRENCEVILLE, GA)

HOW ACQUIRED - DRAFT, 6TH ROUND
(186TH OVERALL)

NEW YORK FOOTBALL GIANTS

TRANSACTIONS:

- Originally a 6th round (33rd pick overall) draft choice by the Giants in 2015.

2015 SEASON HIGHLIGHTS:

- Saw action at wide receiver at Dallas (9/13).
- Saw action at wide receiver and recorded 1 catch vs. Atlanta (9/20).
- Saw action on special teams and wide receiver vs. Washington (9/24).
- Saw action on special teams and wide receiver at Buffalo (10/4).
- Saw action at wide receiver and caught 1 pass for 16 yards vs. San Francisco (10/11).
- Saw time at wide receiver and special teams at Philadelphia (10/19).
- Saw action at wide receiver and special teams vs. Dallas (10/25).
- Saw action on special teams at New Orleans (11/1).
- Saw action at wide receiver and special teams at Tampa Bay (11/8).

RECEIVING

DATE	OPP.	NO.	YDS	AVG.	LG	TD
9/13	@DAL	0	0	0.0	0	0
9/20	ATL	1	5	5.0	5	0
9/24	WAS	0	0	0.0	0	0
10/4	@BUF	0	0	0.0	0	0
10/11	SF	1	16	16.0	16	0
10/19	@PHI	0	0	0.0	0	0
10/25	DAL	0	0	0.0	0	0
11/1	@NO	0	0	0.0	0	0
11/8	@TB					
11/15	NE					
11/29	@WAS					
12/6	NYJ					
12/14	@MIA					
12/20	CAR					
12/27	@MIN					
1/3	PHI					
Totals		2	21	10.5	16	0

DAVIS

REGULAR SEASON

RECEIVING	G	REC	YDS	YDS/REC	LG	TD	YDS/G
2015 NYG	9	2	21	10.5	16	0	4.2

51
ny

ZAK DEOSSIE

LONG SNAPPER

HEIGHT - 6-4

WEIGHT - 249

COLLEGE - BROWN

BIRTHDATE - MAY 24, 1984


HIGH SCHOOL - PHILLIPS ACADEMY (ANDOVER, MA)

HOW ACQUIRED - DRAFT (4TH ROUND, 2007)

NFL EXP. - 9TH YEAR

PRO BOWLS: 2008, 2010

GIANTS EXP. - 9TH YEAR



NEW YORK FOOTBALL GIANTS

TRANSACTIONS:

- Originally a 4th round (116th pick overall) draft choice by the Giants in 2007.

2015 SEASON HIGHLIGHTS:

- Saw action at long snapper at Dallas (9/13).
- Saw action at long snapper vs. Atlanta (9/20).
- Saw action at long snapper vs. Washington (9/24).
- Saw action at long snapper at Buffalo (10/4) and recorded 2 special teams tackle.
- Saw action at long snapper and on special teams vs. San Francisco (10/11).
- Saw time at long snapper and on special teams at Philadelphia (10/19).
- Saw action at long snapper and on special teams vs. Dallas (10/25).
- Saw action at long snapper and on special teams at New Orleans (11/1).
- Saw action at long snapper and on special teams at Tampa Bay (11/8).

DEOSSIE

REGULAR SEASON

	GP	GS
2007 NYG	16	0
2008 NYG	16	0
2009 NYG	16	0
2010 NYG	16	0
2011 NYG	16	0
2012 NYG	16	0
2013 NYG	16	0
2014 NYG	16	0
2015 NYG	9	0
Totals	137	0

Additional Statistics: 2007 - 6 special teams tackles; 2008 - 13 special teams tackles; 2009 - 8 special teams tackles; 2010 - 3 special teams tackles; 2011 - 10 special teams tackles; 2012 - 8 special teams tackles, 1 forced fumble; 2013 - 10 special teams tackles, 1 fumble recovery; 2014 - 8 special teams tackles.

POSTSEASON

	GP	GS
2007 NYG	4	0
2008 NYG	1	0
2011 NYG	4	0
Totals	9	0

Additional Statistics: 2007 - 6 special teams tackles; 2008 - 1 special teams tackle.

LARRY DONNELL

84



NEW YORK FOOTBALL GIANTS

TIGHT END

HEIGHT - 6-6

WEIGHT - 265

COLLEGE - GRAMBLING STATE

HIGH SCHOOL - CARROLL (OZARK, AL)

HOW ACQUIRED - FREE AGENT (2013)

NFL EXP. - 3RD YEAR

GIANTS EXP. - 3RD YEAR



TRANSACTIONS:

- Originally signed as a free agent by the Giants on March 13, 2012...Waived by the Giants on Aug. 31, 2012...Signed to the Giants' practice squad on Sept. 1, 2012...Signed to a reserve/future contract by the Giants on Jan. 2, 2013.

2015 SEASON HIGHLIGHTS:

- Started at tight end and recorded 3 catches for 21 yards at Dallas (9/13).
- Started at tight end and caught 4 passes for 28 yards and 1 touchdown vs. Atlanta (9/20).
- Started at tight end and hauled in 3 passes for 32 yards vs. Washington (9/24).
- Started at tight end and recorded 5 catches for 38 yards at Buffalo (10/4).
- Started at tight end and caught 6 passes for 35 yards, including the game-winning touchdown, against San Francisco (10/11).
- Started at tight end and registered 3 catches for 29 yards at Philadelphia (10/19).
- Started at tight end and caught 4 passes for 18 yards vs. Dallas (10/25).
- Started at tight end and caught 1 pass for 22 yards at New Orleans (11/1) before leaving the game with a neck injury.
- Inactive at Tampa Bay (11/8) due to a neck injury.

RECEIVING

DATE	OPP.	NO.	YDS	AVG.	LG	TD
9/13	@DAL	3	21	7.0	8	0
9/20	ATL	4	28	7.0	10	1
9/24	WAS	3	32	10.7	22	0
10/4	@BUF	5	38	7.6	16	0
10/11	SF	6	35	5.8	12	1
10/19	@PHI	3	29	9.7	16	0
10/25	DAL	4	18	4.5	10	0
11/1	@NO	1	22	22.0	22	0
11/8	@TB	Inactive (Neck)				
11/15	NE					
11/29	@WAS					
12/6	NYJ					
12/14	@MIA					
12/20	CAR					
12/27	@MIN					
1/3	PHI					
Totals		29	223	7.7	22	2

DONNELL

REGULAR SEASON

RECEIVING	GP	GS	NO	YDS	AVG	LG	TD
2012 NYG			Practice Squad				
2013 NYG	16	1	3	31	10.3	11	0
2014 NYG	16	12	63	623	9.9	32	6
2015 NYG	8	8	29	223	7.7	22	2
Totals	39	20	95	877	9.2	32	8

Additional Statistics: 2013 - 4 special teams tackle; 1 fumble recovery.

85
ny

DANIEL FELLS

TIGHT END

HEIGHT - 6-4

WEIGHT - 260

COLLEGE - UC DAVIS

HIGH SCHOOL - FULLERTON UNION (CA)

HOW ACQUIRED - FREE AGENT (2014)

NFL EXP. - 8TH YEAR

GIANTS EXP. - 2ND YEAR



NEW YORK FOOTBALL GIANTS

TRANSACTIONS:

- Originally signed as a rookie free agent by the Atlanta Falcons on May 1, 2006...Waived by Atlanta on Sept. 2, 2007...Signed to the Oakland Raiders' practice squad on Sept. 4, 2007...Signed by the Tampa Bay Buccaneers on Jan. 1, 2008...Waived by Tampa Bay on Aug. 30, 2008...Signed to Tampa Bay's practice squad on Sept. 1, 2008...Signed by the St. Louis Rams on Oct. 6, 2008...Signed as a free agent by the Denver Broncos on July 31, 2011...Signed by the New England Patriots as a free agent on March 20, 2012...Released by New England on Aug. 30, 2013...Signed as a free agent by the Giants on Jan. 7, 2014.

2015 SEASON HIGHLIGHTS:

- Started at tightend and recorded 3 catches for 33 yards at Dallas (9/13).
- Inactive vs. Atlanta (9/20) due to a foot injury.
- Saw action at tight end and caught 3 passes for 27 yards vs. Washington (9/24).
- Inactive at Buffalo (10/4) due to an ankle injury.
- Placed on Injured Reserve (ankle) on Oct. 5, 2015.

RECEIVING

DATE	OPP.	NO.	YDS	AVG.	LG	TD
9/13	@DAL	3	33	11.0	13	0
9/20	ATL		Inactive (foot)			
9/24	WAS	3	27	9.0	23	0
10/4	@BUF		Inactive (ankle)			
10/11	SF		Reserve/Injured			
10/19	@PHI		Reserve/Injured			
10/25	DAL					
11/1	@NO					
11/8	@TB					
11/15	NE					
11/29	@WAS					
12/6	NYJ					
12/14	@MIA					
12/20	CAR					
12/27	@MIN					
1/3	PHI					
Totals		6	60	10.0	23	0

FELLS

REGULAR SEASON

RECEIVING	GP	GS	NO	YDS	AVG	LG	TD
2006 ATL	0	0	0	0	0.0	0	0
2008 STL	12	1	7	81	11.6	26	0
2009 STL	14	4	21	273	13.0	36t	3
2010 STL	16	6	41	391	9.5	36	2
2011 DEN	16	15	19	256	13.5	32	3
2012 NE	13	4	4	85	21.3	35	0
2014 NYG	16	8	16	188	11.8	20	4
2015 NYG	1	1	3	33	11.0	13	0
Totals	89	40	114	1334	11.7	36	12

Additional Statistics: 2011 - 1 kickoff return for 20 yards. 2014 - 1 special teams tackle

POSTSEASON

	GP	GS	NO	YDS	AVG	LG	TD
2011 DEN	2	2	2	57	28.5	40	0
2012 NE	1	0	0	0	0.0	0	0
Totals	3	2	2	57	28.5	40	0

ERECK FLOWERS

76



NEW YORK FOOTBALL GIANTS

TACKLE

HEIGHT - 6-6

WEIGHT - 329

COLLEGE - MIAMI

HIGH SCHOOL - NORLAND (MIAMI)

HOW ACQUIRED - DRAFT, 1ST ROUND
(9TH OVERALL)



TRANSACTIONS:

- Originally a 1st round (9th pick overall) draft choice by the Giants in 2015.

2015 SEASON HIGHLIGHTS:

- Started at left tackle at Dallas (9/13).
- Started at left tackle before leaving the game with a ankle sprain vs. Atlanta (9/20).
- Inactive vs. Washington (9/24) due to an ankle injury.
- Started at left tackle at Buffalo (10/4).
- Started at left tackle and part of an offensive line that did not allow a sack and helped the offense record a season-high 525 total yards vs. San Francisco (10/11).
- Started at left tackle at Philadelphia (10/19).
- Started at left tackle vs. Dallas (10/25).
- Was part of an offensive line that helped the offense record 416 total net yards in 65 plays at New Orleans (11/1).
- Played a key role in an offensive line that helped the offense score on 7 out of 11 drives at Tampa Bay (11/8).

FLOWERS' GAMES PLAYED/STARTED REGULAR SEASON

	GP	GS
2015 NYG	9	9

95

ny

JOHNATHAN HANKINS

DEFENSIVE TACKLE

HEIGHT - 6-2

WEIGHT - 320

COLLEGE - OHIO STATE

HIGH SCHOOL - SOUTHEASTERN (DEARBORN, MI)

HOW ACQUIRED - DRAFT (2ND ROUND, 2013)

NFL EXP. - 3RD YEAR

GIANTS EXP. - 3RD YEAR



NEW YORK FOOTBALL GIANTS

TRANSACTIONS:

- Originally a 2nd round (49th pick overall) draft choice by the Giants in 2013.

2015 SEASON HIGHLIGHTS:

- Started at right defensive tackle and recorded 3 tackles at Dallas (9/13).
- Started at right defensive tackle and registered 2 tackles and 1 quarterback hit vs. Atlanta (9/20).
- Started at right defensive tackle and recorded 3 tackles vs. Washington (9/24)...Hankins was apart of a defensive front that allowed 3 rushing first downs.
- Started at right defensive tackle and registered 4 tackles at Buffalo (10/4).
- Started at right defensive tackle and recorded 3 tackles, including 1 for loss, vs. San Francisco (10/11).
- Started at right defensive tackle and registered 3 tackles and 1 pass defended at Philadelphia (10/19).
- Started at right defensive tackle vs. Dallas (10/25).
- Started at right defensive tackle and recorded 7 tackles and 1 quarterback hit at New Orleans (11/1).
- Started at right defensive tackles and registered 1 tackle and forced 1 fumble before leaving the game with a torn pectoral muscle at Tampa Bay (11/8).

REGULAR SEASON

DATE	OPP	T	A	TT	SKS	FF	FR	STT
9/13	@DAL	2	1	3	0	0	0	0
9/20	ATL	2	0	2	0	0	0	0
9/24	WAS	2	1	3	0	0	0	0
10/4	@BUF	3	1	4	0	0	0	0
10/11	SF	2	1	3	0	0	0	0
10/19	@PHI	2	1	3	0	0	0	0
10/25	DAL	0	0	0	0	0	0	0
11/1	@NO	5	2	7	0	0	0	0
11/8	@TB	1	0	1	0	1	0	0
11/15	NE							
11/29	@WAS							
12/6	NYJ							
12/14	@MIA							
12/20	CAR							
12/27	@MIN							
1/3	PHI							
Totals		21	9	30	0	1	0	0

HANKINS

REGULAR SEASON

TACKLES	GP	GS	T	A	TOT	SKS	FF	FR
2013 NYG	11	0	14	7	21	0.0	0	0
2014 NYG	16	16	30	21	51	7.0	1	0
2015 NYG	9	9	21	9	30	0.0	1	0
Totals	36	25	60	38	97	7.0	2	0

DWAYNE HARRIS

WIDE RECEIVER

HEIGHT - 5-10

WEIGHT - 202

COLLEGE - EAST CAROLINA

HIGH SCHOOL - TUCKER (STONE MOUNTAIN, GA)

HOW ACQUIRED - FREE AGENT (2015)

NFL EXP. - 5TH YEAR

GIANTS EXP. - 1ST YEAR



17

NEW YORK FOOTBALL GIANTS

TRANSACTIONS:

- Originally a 6th round (176th pick overall) draft choice by the Dallas Cowboys in 2011...Waived by Dallas on Oct. 18, 2011...Signed to Dallas' practice squad on Oct. 19 2011...Re-signed to Dallas' active roster on Dec. 14, 2011...Signed as a free agent by the Giants on March 11, 2015.

2015 SEASON HIGHLIGHTS:

- Saw action on special teams at Dallas (9/13).
- Returned 2 kickoffs for 77 yards (38.5 avg.) and 4 punt returns for 66 yards (16.5 avg.) vs. Atlanta (9/20).
- Started and wide receiver and returned 1 kickoff for 13 yards (13.0 avg.) vs. Washington (9/24).
- Started at wide receiver and caught a career high 5 passes for 51 yards and 1 touchdown at Buffalo (10/4)... Harris' 21 yard touchdown was his first as a Giants.
- Saw action at wide receiver and caught a career-high 6 receptions for 72 yards vs. San Fransisco (10/11).
- Recorded 2 receptions for 18 yards and returned 2 kickoffs for 49 yards (24.5 avg.) and 3 punt returns for 1 yard (0.3) at Philadelphia (10/19).
- Caught 2 passes for 43 yards and returned 3 kickoffs for 149 yards (49.7 avg.) and returned the game winning touchdown a 100 yards vs. Dallas (10/25).
- Hauled in 3 passes for 37 yards and a career-high 2 touchdown receptions at New Orleans (11/1).
- Caught 1 pass for 1 yard and returned 2 kickoffs for 54 yards (27 avg.) at Tampa Bay (11/8).

RECEIVING

DATE	OPP.	NO.	YDS	AVG.	LG	TD
9/13	@DAL	0	0	0.0	0	0
9/20	ATL	0	0	0.0	0	0
9/24	WAS	0	0	0.0	0	0
10/4	@BUF	5	51	10.2	21	1
10/11	SF	6	72	12.0	24	0
10/19	@PHI	2	18	9.0	11	0
10/25	DAL	2	43	21.5	38	0
11/1	@NO	3	37	12.3	20	2
11/8	@TB	1	1	1.0	1	0
11/15	NE					
11/29	@WAS					
12/6	NYJ					
12/14	@MIA					
12/20	CAR					
12/27	@MIN					
1/3	PHI					
Totals		19	222	11.7	38	1

REGULAR SEASON

RECEIVING

	GP	GS	NO	YDS	AVG	LG	TD
2011 DAL	7	0	0	0	0.0	0	0
2012 DAL	16	0	17	222	13.1	36	1
2013 DAL	13	3	9	80	8.9	24t	2
2014 DAL	16	0	7	116	16.6	56	0
2015 NYG	9	2	19	222	11.7	38	3
Totals	64	4	52	640	12.3	56	6

Additional Statistics: 2012 – 8 special teams tackles; 2013 – 1 rushing attempt for 6 yards, 13 special teams tackles; 2014 – 4 rushing attempts for 7 yards, 12 special teams tackles.

NFC Special Teams Player of the Week: 2012 Week 9

NFC Special Teams Player of the Week: 2013 Week 1

NFC Special Teams Player of the Week: 2013 Week 6

POSTSEASON

	GP	GS	NO	YDS	AVG	LG	TD
2014 DAL	2	0	1	5	5.0	5	0

REGULAR SEASON

PUNT RETURNS

	PR	YDS	AVG	LG	FC	TD
2011 DAL	15	80	5.3	14	6	0
2012 DAL	22	354	16.1	78T	11	1
2013 DAL	20	256	12.8	86T	10	1
2014 DAL	30	275	9.2	38	13	0
2015 NYG	17	132	7.8	29	4	0
Totals	104	1097	10.5	86	44	2

POSTSEASON

PUNT RETURNS

	PR	YDS	AVG	LG	FC	TD
2014 DAL	2	7	3.5	4	3	0

KICKOFF RETURNS

	ATT	YDS	AVG	LG	TD
2011 DAL	8	231	28.9	51	0
2012 DAL	11	210	19.1	29	0
2013 DAL	28	857	30.6	90	0
2014 DAL	30	742	24.7	42	0
2015 NYG	13	429	33.0	100	1
Totals	90	2469	27.4	90	1

POSTSEASON

2014 DAL	5	117	23.4	30	0
----------	---	-----	------	----	---

68



BOBBY HART

GUARD

HEIGHT - 6-4

WEIGHT - 320

COLLEGE - FLORIDA STATE

HIGH SCHOOL - ST. THOMAS AQUINAS (LAUDERHILL, FL)

HOW ACQUIRED - DRAFT, 7TH ROUND
(226TH PICK)



NEW YORK FOOTBALL GIANTS

TRANSACTIONS:

- Originally a 7th round (226th pick overall) draft choice by the Giants in 2015.

2015 SEASON HIGHLIGHTS:

- Inactive at Dallas (9/13).
- Inactive vs. Atlanta (9/20).
- Saw action on special teams vs. Redskins (9/24).
- Saw action on special teams at Buffalo (10/4).
- Inactive vs. San Francisco (10/11).
- Inactive at Philadelphia (10/19).
- Inactive vs. Dallas (10/25).
- Inactive at New Orleans (11/1).
- Inactive at Tampa Bay (11/8).

HART'S GAMES PLAYED/STARTED

REGULAR SEASON

	GP	GS
2015 NYG	2	0

28

ny

JAYRON HOSLEY

CORNERBACK

HEIGHT - 5-10

WEIGHT - 178

COLLEGE - VIRGINIA TECH

HIGH SCHOOL - ATLANTIC (DELRAY BEACH, FL)

HOW ACQUIRED - DRAFT (3RD ROUND, 2012)

NFL EXP. - 3RD YEAR

GIANTS EXP. - 3RD YEAR



NEW YORK FOOTBALL GIANTS

TRANSACTIONS:

- Originally a 3rd round (94th pick overall) draft choice by the Giants in 2012.

2015 SEASON HIGHLIGHTS:

- Saw action at cornerback and defended 1 pass at Dallas (9/13).
- Saw action at cornerback and recorded 8 tackles vs. Atlanta (9/20).
- Started at left cornerback and registered 1 tackle vs. Washington (9/24).
- Saw action at cornerback and recorded 2 special teams tackles before leaving the game with an injury at Buffalo (10/4).
- Started at cornerback and registered 3 tackles vs. Dallas (10/25).

- Saw action at cornerback vs. San Francisco (10/11).
- Started at right cornerback and registered 3 tackles and 2 passes defended at Philadelphia (10/19)... Intercepted a pass by Sam Bradford 2nd quarter and gained 17 yards.
- Started at right cornerback and recorded 7 tackles at New Orleans (11/1).
- Started at right cornerback and registered 1 tackle and defended 1 pass at Tampa Bay (11/8).

REGULAR SEASON

DATE	OPP	TACKLES							INTERCEPTIONS				
		T	A	TOT	PD	FF	FR	STT	NO	YDS	AVG	LG	TD
9/13	@DAL	0	0	0	1	0	0	0	0	0	0.0	0	0
9/20	ATL	6	2	8	0	0	0	0	0	0	0.0	0	0
9/24	WAS	1	0	1	0	0	0	0	0	0	0.0	0	0
10/4	@BUF	0	0	0	0	0	0	2	0	0	0.0	0	0
10/11	SF	0	0	0	0	0	0	0	0	0	0.0	0	0
10/19	@PHI	1	2	3	2	0	0	0	1	17	17.0	17	0
10/25	DAL	2	1	3	0	0	0	0	0	0	0.0	0	0
11/1	@NO	5	2	7	0	0	0	0	0	0	0.0	0	0
11/8	@TB	1	0	1	1	0	0	0	0	0	0.0	0	0
11/15	NE												
11/29	@WAS												
12/6	NYJ												
12/14	@MIA												
12/20	CAR												
12/27	@MIN												
1/3	PHI												
Totals		16	8	24	4	0	0	2	1	17	17.0	17	0

HOSLEY

REGULAR SEASON

	GP	GS	TACKLES					INTERCEPTIONS					
			T	A	TOT	PD	FF	FR	NO	YDS	AVG	LG	TD
2012 NYG	12	6	22	15	37	3	0	1	1	0	0.0	0	0
2013 NYG	11	1	7	3	10	2	0	0	0	0	0.0	0	0
2014 NYG	6	2	8	0	8	1	0	0	0	0	0.0	0	0
2015 NYG	8	4	16	8	24	4	0	0	1	17	17.0	17	0
Totals	38	14	52	25	77	8	0	1	2	17	8.5	17	0

Additional Statistics: 2012 – 4 special teams tackles; 2013 - 1 special teams tackle.

BENNETT JACKSON

24



NEW YORK FOOTBALL GIANTS

SAFETY

HEIGHT - 6-0

WEIGHT - 195

COLLEGE - NOTRE DAME

HIGH SCHOOL - RARITAN (HAZLET, NJ)

HOW ACQUIRED - DRAFT, 6TH ROUND

(187TH OVERALL)

NFL EXP. - 1ST YEAR

GIANTS EXP. - 1ST YEAR



TRANSACTIONS:

- Originally a 6th round (187th pick overall) draft choice by the Giants in 2014.

INJURY UPDATE:

- Was placed on Injured Reserve during the preseason.

REGULAR SEASON

	GP		TACKLES							INTERCEPTIONS				
	GS	T	A	TOT	PD	FF	FR	NO	YDS	AVG	LG	TD		
2014 NYG														
2015 NYG														

Reserve/Injured
Reserve/Injured

99

ny

CULLEN JENKINS**DEFENSIVE TACKLE**

HEIGHT - 6-2

WEIGHT - 305

COLLEGE - CENTRAL MICHIGAN

HIGH SCHOOL - BELLEVILLE (MI)

HOW ACQUIRED - FREE AGENT (2013)

NFL EXP. - 12TH YEAR

GIANTS EXP. - 3RD YEAR

**NEW YORK FOOTBALL GIANTS****TRANSACTIONS:**

- Signed as a rookie free agent by the Green Bay Packers on May 2, 2003...Waived by the Packers on Aug. 26, 2003...Re-signed by the Packers on Jan. 16, 2004...Signed as a free agent by the Philadelphia Eagles on July 30, 2011...Released by the Eagles on Feb. 25, 2013...Signed by the Giants on March 11, 2013.

2015 SEASON HIGHLIGHTS:

- Started at left defensive end and registered 1 tackle at Dallas (9/13).
- Started at left defensive tackle and recorded 2 tackles, 2 quarterback hits and 1 sack vs. Atlanta (9/20).
- Started at left defensive tackle and recorded 2 tackles vs. Washington (9/24).
- Started at left defensive tackle and registered 1 tackle and 1 sack at Buffalo (10/4).
- Started at right defensive end and recorded 2 tackles vs. San Francisco (10/11).
- Started at left defensive tackle and registered 1 tackle and 1 pass defensed at Philadelphia (10/19).
- Started at left defensive tackle and recorded 2 tackles vs. Dallas (10/25).
- Saw action at left defensive tackle at New Orleans (11/1).
- Started at left defensive tackle and registered 1 tackle at Tampa Bay (11/8).

REGULAR SEASON

DATE	OPP	T	A	TT	SKS	FF	FR	STT
9/13	@DAL	1	0	1	0.0	0	0	0
9/20	ATL	1	1	2	1.0	0	0	0
9/24	WAS	1	1	2	0.0	0	0	0
10/4	@BUF	1	0	1	1.0	0	0	0
10/11	SF	1	1	2	0.0	0	0	0
10/19	@PHI	1	0	1	0.0	0	0	0
10/25	DAL	2	0	0	0.0	0	0	0
11/1	@NO	0	0	0	0.0	0	0	0
11/8	@TB	1	0	0	0.0	0	0	0
11/15	NE							
11/29	@WAS							
12/6	NYJ							
12/14	@MIA							
12/20	CAR							
12/27	@MIN							
1/3	PHI							
Totals		9	3	12	2.0	0	0	0

REGULAR SEASON

TACKLES	GP	GS	T	A	TOT	SKS	FF	FR
2004 GB	16	6	18	10	28	4.5	1	1
2005 GB	16	12	28	21	49	3.0	0	1
2006 GB	14	5	28	20	48	6.5	0	2
2007 GB	16	15	31	18	49	1.0	0	0
2008 GB	4	4	13	5	18	2.5	1	0
2009 GB	16	16	33	17	50	4.5	3	0
2010 GB	11	8	20	9	29	7.0	0	0
2011 PHI	16	16	40	21	61	5.5	0	1
2012 PHI	16	16	28	23	51	4.0	1	1
2013 NYG	16	15	33	16	49	5.0	2	2
2014 NYG	12	11	7	15	16	1.0	0	1
2015 NYG	9	8	9	3	12	2.0	0	0
Totals	155	132	290	171	455	47.5	8	9

Additional Statistics: 2004 – 1 pass defensed; 2005 – 5 passes defensed. Blocked Phil Dawson’s extra point attempt vs. Cleveland (9/18), blocked John Kasay’s extra point attempt at Carolina (10/3), blocked Jeff Reed’s field goal attempt vs. Pittsburgh (11/6); 2006 – 1 pass defensed; 2007 – 6 passes defensed; 2008 – 1 pass defensed; 2009 – 1 pass defensed, 1 interception returned 4 yards; 2010 – 1 pass defensed; 2012 – 1 pass defensed; 2013 – 1 pass defensed; 2014 – 1 pass defensed.

POSTSEASON

TACKLES	GP	GS	T	A	TOT	SKS	FF	FR
2004 GB	1	0	0	1	1	0.0	0	0
2007 GB	2	2	7	3	10	1.5	0	0
2009 GB	1	1	1	1	2	0.0	0	0
2010 GB	4	0	6	1	7	0.0	0	0
Totals	8	3	14	6	20	1.5	0	0

Additional Statistic: 2007 – 1 pass defensed.

JENKINS’ BEST GAMES

(Single-Game Highs)
 Tackles: 7, 4 times
 last vs. the Giants (9/30/12)
 Sacks: 3.0, vs. Detroit (12/17/06)
 Interceptions: 1, vs. Detroit (10/18/09)
 Forced Fumbles: 1, 8 times
 last vs. Washington (12/29/13)
 Fumble Recoveries: 1, 9 times,
 last at Washington (9/25/14)

JENKINS’ MULTI-SACK GAMES

3.0 12/17/06 vs. Detroit
 2.0 1/24/13 vs. Dallas
 2.0 9/18/11 at Atlanta
 2.0 12/5/10 vs. San Francisco
 1.5 9/21/08 vs. Dallas
 1.5 1/12/08 vs. Seattle (NFC Divisional Playoff)

RASHAD JENNINGS

23

ny

RUNNING BACK

HEIGHT - 6-1

WEIGHT - 231

COLLEGE - LIBERTY

HIGH SCHOOL - LYNCHBURG CHRISTIAN ACADEMY (VA)

HOW ACQUIRED - FREE AGENT (2014)

NFL EXP. - 7TH YEAR

GIANTS EXP. - 2ND YEAR



NEW YORK FOOTBALL GIANTS

TRANSACTIONS:

- Originally a 7th round (250th overall pick) draft choice by the Jacksonville Jaguars in 2009...Signed as a free agent by the Oakland Raiders on April 11, 2013... Signed as a free agent by the Giants on March 12, 2014.

- Started at running back and carried the ball 10 times for 54 yards and caught 2 passes for 31 yards at New Orleans (11/1).

- Started at running back and carried the ball 13 times for 48 yards (3.7 avg.) at Tampa Bay (11/8).

2015 SEASON HIGHLIGHTS:

- Started at running back and rushed for 52 yards on 13 carries at Dallas (9/13).

- Started at running back and rushed for 12 yard son 9 attempts vs. Atlanta (9/20).

- Started at running back and had 11 carries for 32 yards and 3 receptions for 25 yards vs. Washington (9/24)...Also, blocked a punt in the first quarter to give the Giants a 2-0 lead.

- Started at running back and led the team with 38 rushing yards on 9 carries at Buffalo (10/4)...Also caught 2 passes for 54 yards, including a 51 yard touchdown, which was his first receiving touchdown of his career.

- Started at running back and led the team with 46 yards rushing and caught 4 receptions for 21 yards vs. San Francisco (10/11).

- Started at running back and led the team with 13 rushes for 63 yards at Philadelphia (10/19)...Also had 3 catches for 20 yards.

- Started at running back rushed the ball 5 times for 19 yards vs. Dallas (10/25).

DATE	OPP.	RUSHING					RECEIVING				
		ATT	YDS	AVG	LG	TD	NO	YDS	AVG	LG	TD
9/13	@DAL	13	52	4.0	27	1	0	0	0.0	0	0
9/20	ATL	9	12	1.3	6	0	2	12	6.0	9	0
9/24	WAS	11	32	2.9	9	0	3	25	8.3	18	0
10/4	@BUF	9	38	4.2	14	0	2	54	27.0	51	1
10/11	SF	11	46	4.2	7	0	4	21	5.3	6	0
10/19	@PHI	13	63	4.8	14	0	3	20	6.7	8	0
10/25	DAL	5	19	3.8	8	0	0	0	0.0	0	0
11/1	@NO	10	54	5.4	17	0	2	31	15.5	0	0
11/8	@TB	13	48	3.7	9	0	1	-1	-1.0	-1	0
11/15	NE										
11/29	@WAS										
12/6	NYJ										
12/14	@MIA										
12/20	CAR										
12/27	@MIN										
1/3	PHI										
Totals		94	364	3.9	27	1	17	162	9.5	51	1

REGULAR SEASON
RUSHING

	GP	GS	ATT	YDS	AVG	LG	TD	RECEIVING				
								NO	YDS	AVG	LG	TD
2009 JAX	15	0	39	202	5.2	28	1	16	101	6.3	14	0
2010 JAX	13	3	84	459	5.5	74	4	26	223	8.6	25	0
2011 JAX				Injured Reserve								
2012 JAX	10	6	101	283	2.8	21	2	19	130	6.8	26	0
2013 OAK	15	8	163	733	4.5	80	6	36	292	8.1	24	0
2014 NYG	11	9	167	639	3.8	18	4	30	226	7.5	27	0
2015 NYG	9	9	94	364	3.7	27	1	17	162	9.5	51	1
Totals	73	35	648	2680	4.1	80	18	144	1134	7.9	27	1

Additional Statistics: 2009 – 3 kickoff returns for 56 yards; 2012 – 10 kickoff returns for 241 yards. Caught 2-point conversion vs. Detroit, 11/4 ; 2013 – 3 special teams tackles (2 solo), 1 blocked punt.

77

JOHN JERRY

GUARD

HEIGHT - 6-5

WEIGHT - 340

COLLEGE - MISSISSIPPI

HIGH SCHOOL - SOUTH PANOLA (BATESVILLE, TENN.)

HOW ACQUIRED - FREE AGENT (2014)

NFL EXP. - 6TH YEAR

GIANTS EXP. - 2ND YEAR



NEW YORK FOOTBALL GIANTS

TRANSACTIONS:

- Originally a 3rd round (73rd pick overall) draft choice by the Miami Dolphins in 2010...Signed as a free agent by the Giants on March 21, 2014.

2015 SEASON HIGHLIGHTS:

- Saw action at guard at Dallas (9/13).
- Saw significant action at guard vs. Atlanta (9/20) when Justin Pugh moved to left tackle after Ereck Flower left game due to an ankle sprain.
- Started at left guard vs. Washington (9/24) and was part of an offensive line unit that averaged 5.8 offensive yards per play.
- Saw action at guard at Buffalo (10/4).
- Saw action at guard against San Francisco (10/11)... Part of an offensive line that did not allow a sack and helped the offense record a season-high 525 total yards.
- Saw action at guard at Philadelphia (10/19).
- Saw action at guard and on special teams vs. Dallas (10/25).
- Was part of an offensive line that helped the offense record 416 total net yards in 65 plays at New Orleans (11/1).

- Played a key role in an offensive line that helped the offense score on 7 out of 11 drives at Tampa Bay (11/8).

JERRY'S GAMES PLAYED/STARTED

REGULAR SEASON

	GP	GS
2010 MIA	12	10
2011 MIA	13	3
2012 MIA	16	16
2013 MIA	16	16
2014 NYG	16	16

DEVON KENNARD

59



LINEBACKER

HEIGHT - 6-3

WEIGHT - 249

COLLEGE - USC

HIGH SCHOOL - DESERT VISTA (PHOENIX)

HOW ACQUIRED - DRAFT (5TH ROUND, 2014)

NFL EXP. - 2ND YEAR

GIANTS EXP. - 2ND YEAR



NEW YORK FOOTBALL GIANTS

TRANSACTIONS:

- Originally a 5th round (174th pick overall) draft choice by the Giants in 2014.

2015 SEASON HIGHLIGHTS:

- Started at strong-side linebacker and recorded 5 tackles at Dallas (9/13).

- Started at strong-side linebacker and registered 9 tackles, 2 quarterback hits, and 1 pass defended vs. Atlanta (9/20).

- Started at strong-side linebacker and recorded 5 tackles (1 for loss), 1 quarterback hit and 1 pass defended vs. Washington (9/24).

- Started at strong-side linebacker and registered 4 tackles, defended 2 passes and 1 interception at Buffalo (10/4)...His first career interception led to a 21-yard touchdown pass from Eli Manning to Dwayne Harris to give the Giants a 9-3 lead at the end the 1st quarter...Left the game late in the fourth quarter due to a hamstring injury.

- Inactive vs. San Francisco (10/11) with a calf injury.

- Inactive at Philadelphia (10/19) with a calf injury.

- After missing Week's 5 and 6, started at strong-side linebacker and recorded 7 tackles vs. Dallas (10/25).

- Started at strong-side linebacker and registered 4 tackles including 1 for loss at New Orleans (11/1).

- Started at strong-side linebacker and recorded 6 tackles and 1 quarterback hit at Tampa Bay (11/8).

REGULAR SEASON

DATE	OPP	T	A	TT	SKS	FF	FR	STT
9/13	@DAL	3	2	5	0	0	0	0
9/20	ATL	7	2	9	0	0	0	0
9/24	WAS	4	1	5	0	0	0	0
10/4	@BUF	1	3	4	0	0	0	0
10/11	SF				Inactive (calf)			
10/19	@PHI				Inactive (calf)			
10/25	DAL	7	0	7	0	0	0	0
11/1	@NO	2	2	4	0	0	0	0
11/8	@TB	4	2	6	0	0	0	0
11/15	NE							
11/29	@WAS							
12/6	NYJ							
12/14	@MIA							
12/20	CAR							
12/27	@MIN							
1/3	PHI							
Totals		27	12	39	0	0	0	0

KENNARD

DEFENSE

TACKLES	GP	GS	T	A	TOT	SKS	FF	FR
2014 NYG	12	6	36	7	43	4.5	2	0
2015 NYG	7	7	27	12	39	0.0	0	0
Totals	19	13	63	19	82	0.0	2	0

Additional Statistics: 2014 -1 pass defended.

78

ny

MARKUS KUHN

DEFENSIVE TACKLE

HEIGHT - 6-4

WEIGHT - 315

COLLEGE - NORTH CAROLINA STATE

WEINHEIM LONGHORNS (GERMAN CLUB TEAM)

HOW ACQUIRED - DRAFT (7TH ROUND, 2012)

NFL EXP. - 4TH YEAR

GIANTS EXP. - 4TH YEAR



NEW YORK FOOTBALL GIANTS

TRANSACTIONS:

- Originally a 7th round (239th pick overall) draft choice by the Giants in 2012.

2015 SEASON HIGHLIGHTS:

- Started at left defensive tackle and recorded 1 tackle (for loss) at Dallas (9/13).
- Inactive vs. Atlanta (9/20) due to a knee injury.
- Inactive vs. Washington (9/24) due to a knee injury.
- Inactive at Buffalo (10/4) due to a knee injury.
- Saw action at defensive tackle and registered 2 tackles vs. San Francisco (10/11) in his first action since returning from a knee injury.
- Recorded 3 tackles (2 solo) at Philadelphia (10/19).
- Started at left defensive tackle and registered 1 tackle, 0.5 sack and 1 quarterback hit vs. Dallas (10/25).
- Started at left defensive tackle at New Orleans (11/1).
- Saw action at defensive tackle and recorded 1 quarterback hit at Tampa Bay (11/8).

REGULAR SEASON

DATE	OPP	T	A	TT	SKS	FF	FR	STT
9/13	@DAL	1	0	1	0.0	0	0	0
9/20	ATL				Inactive (knee)			
9/24	WAS				Inactive (knee)			
10/4	@BUF				Inactive (knee)			
10/11	SF	1	1	2	0.0	0	0	0
10/19	@PHI	2	1	3	0.0	0	0	0
10/25	DAL	1	0	1	0.5	0	0	0
11/1	@NO	0	0	0	0.0	0	0	0
11/8	@TB	0	0	0	0.0	0	0	0
11/15	NE							
11/29	@WAS							
12/6	NYJ							
12/14	@MIA							
12/20	CAR							
12/27	@MIN							
1/3	PHI							
Totals		5	2	7	0.5	0	0	0

KUHN

REGULAR SEASON

TACKLES	GP	GS	T	A	TOT	SKS	FF	FR
2012 NYG	14	1	7	7	14	0.0	0	0
2013 NYG	5	0	1	1	2	0.0	0	0
2014 NYG	14	1	10	9	19	1.0	0	1
2015 NYG	6	3	5	2	7	0.5	0	0
Totals	39	5	23	19	41	1.5	0	1

Additional Statistics: 2012 – 3 passes defended.

10

PRO BOWLS: 2008, 2011, 2012

ELI MANNING

QUARTERBACK

HEIGHT - 6-4

WEIGHT - 218

COLLEGE - MISSISSIPPI

HIGH SCHOOL - ISIDORE NEWMAN (LA)

HOW ACQUIRED - TRADE (SAN DIEGO, 2004)

NFL EXP. - 12TH YEAR

GIANTS EXP. - 12TH YEAR



NEW YORK FOOTBALL GIANTS

TRANSACTIONS:

- Originally a 1st round (1st pick overall) draft choice by the San Diego Chargers in 2004. Obtained by the Giants in a trade for quarterback Philip Rivers (whom the Giants had taken with the 4th pick), the Giants' 2004 3rd-round pick, and 2005 1st and 5th-round selections.

2015 Season Highlights:

- Completed 20 of 36 passes for 193 yards at Dallas (9/13), with a long pass of 22 yards.
- Completed 27 of 40 passes for 292 yards, including 2 touchdowns, vs. Falcons (9/20)...Had a long pass of 67, which was a touchdown to Odell Beckham Jr...Had 2 carries for 23 yards, including one for 18 yards...Surpassed 40,000 career passing yards.
- Completed 23 of 32 passes for 279 yards and 2 touchdowns, with a long pass of 41 yards vs. Washington (9/24)...Did not throw an interception for the third straight game.
- Completed 20 of 35 passes for 212 yards and 3 touchdowns at Buffalo (10/4)...Had a long pass of 51, which was a touchdown to Rashad Jennings...Had 142 passes without an interception before Bills' Stephon Gilmore picked one late in the game.
- Completed 41 of 54 passes for 441 yards and 3 touchdowns vs. San Francisco (10/11)...Recorded his 27th regular season game-winning drive where Larry Donnell caught a 12-yard pass with 0:21 left in the game... Both completions and attempts were career-highs for Manning...His 41 completions is a new franchise record surpassing Phil Simms' 40 completions set at Cincinnati on Oct. 13, 1985...Manning completed 15 consecutive passes over three series...The victory marks Manning's 102nd as a starting quarterback and sole possession of the franchise record.
- Completed 24 of 38 passes for 189 yards, 1 touchdown and 2 interceptions at Philadelphia (10/19).
- Completed 13 of 24 passes for 170 yards vs. Dallas (10/25).
- Completed 30 of 41 passes for 350 yards and a career-high 6 touchdowns at New Orleans (11/1)... Manning's 6 touchdown passes tied for the 2nd-highest total in franchise history...He had a passer rating of 138.2, which is his 5th-highest in a complete game in his career.
- Completed 26 of 40 passes for 213 yards, 2 touchdowns, and 2 interceptions at Tampa Bay (11/8)... Including last week's game, his 8 total touchdown throws is the highest two-game total in one season in his career.

DATE	OPP	ATT	COMP	YDS	PCT	TD	INT	LG	SKS	RTG
9/13	@DAL	36	20	193	55.6	0	0	22	1	70.7
9/20	ATL	40	27	292	67.5	2	0	67†	2	105.4
9/24	WAS	32	23	279	71.9	2	0	41†	0	119.1
10/4	@BUF	35	20	212	57.1	3	1	51†	1	91.6
10/11	SF	54	41	441	75.9	3	1	49	0	110.2
10/19	@PHI	38	24	189	63.2	1	2	17	3	62.3
10/25	DAL	24	14	170	54.2	0	0	44	2	76.7
11/1	@NO	41	30	350	73.2	6	0	50†	3	138.2
11/8	@TB	40	26	213	65.0	2	2	24	0	74.3
11/15	NE									
11/29	@WAS									
12/6	NYJ									
12/14	@MIA									
12/20	CAR									
12/27	@MIN									
1/3	PHI									
Totals		340	224	2,339	65.9	19	6	67†	12	96.9

**REGULAR SEASON
PASSING**

	GP	GS	ATT	CMP	YDS	PCT	TD	INT	LG	SK/LOST	RATING
2004 NYG	9	7	197	95	1,043	48.2	6	9	52	13/83	55.4
2005 NYG	16	16	557	294	3,762	52.8	24	17	78†	28/184	75.9
2006 NYG	16	16	522	301	3,244	57.7	24	18	55†	25/186	77.0
2007 NYG	16	16	529	297	3,336	56.1	23	20	60	27/217	73.9
2008 NYG	16	16	479	289	3,238	60.3	21	10	48	27/174	86.4
2009 NYG	16	16	509	317	4,021	62.3	27	14	74†	30/216	93.1
2010 NYG	16	16	539	339	4,002	62.9	31	25	92†	16/117	85.3
2011 NYG	16	16	589	359	4,933	61.0	29	16	99†	28/199	92.9
2012 NYG	16	16	536	321	3,948	59.9	26	15	80†	19/136	87.2
2013 NYG	16	16	551	317	3,818	57.5	18	27	70†	39/281	69.4
2014 NYG	16	16	601	379	4,410	63.1	30	14	80†	28/187	92.1
2015 NYG	9	9	340	224	2,339	65.9	19	6	67†	12/62	96.9
Totals	178	176	5,949	3,532	42,094	59.4	278	191	99†	292/2,042	83.2

REGULAR SEASON

	ATT	YDS	AVG	LG	TD
2004 NYG	6	35	5.8	15	0
2005 NYG	29	80	2.8	14	1
2006 NYG	25	21	0.8	9	0
2007 NYG	29	69	2.4	18	1
2008 NYG	20	10	0.5	13	1
2009 NYG	17	65	3.8	14	0
2010 NYG	32	70	2.2	16	0
2011 NYG	35	15	0.4	12	1
2012 NYG	20	30	1.5	13	0
2013 NYG	18	36	2.0	14	0
2014 NYG	12	31	2.6	18	1
2015 NYG	13	47	3.6	18	0
Totals	256	509	2.0	18	5

**POSTSEASON
PASSING**

	GP	GS	ATT	CMP	YDS	SK/LOST	PCT	TD	INT	LG	RATING
2005 NYG	1	1	18	10	113	4/22	55.6	0	3	25	35.0
2006 NYG	1	1	27	16	161	1/7	59.3	2	1	29	85.6
2007 NYG	4	4	119	72	854	9/47	60.5	6	1	52†	95.7
2008 NYG	1	1	29	15	169	0/0	51.7	0	2	34	40.7
2011 NYG	4	4	163	106	1219	11/75	65.0	9	1	72†	103.3
Totals	11	11	356	219	2516	25/151	61.5	17	8	72	89.3

Additional Statistics: 2006 - 2 carries for 4 yards; 2007 - 8 carries for 10 yards; 2008 - 1 carry for 0 yards.

ELI MANNING CAREER STATISTICS

	GP/GS	ATT	COMP	YDS	COMP%	TD	INT	RATING	RECORD	SKS	YDS
OVERALL	178/176	5,949	3,532	42,094	59.4	278	191	83.2	97-81	292	2,042
HOME	88/88	2,997	1,768	21,326	59.0	145	98	83.4	50-38	140	987
AWAY	90/88	2,952	1,764	20,768	59.8	133	93	83.1	47-43	152	1,055
AFC	44/44	1,432	835	9,744	58.3	59	43	80.2	23-21	63	433
NFC	134/132	4,517	2,697	32,350	59.7	219	148	84.2	74-60	229	1,609
NFC EAST	68/67	2,276	1,346	16,411	59.1	107	65	85.2	36-32	125	878

MANNING VS. THE NFL (178 GAMES)

OPPONENT	GAMES	ATT	COMP	YDS	COMP%	TD	INT	RATING	RECORD	SKS	YDS
Arizona	5	172	108	1,253	62.8	10	7	87.2	3-2	10	79
Atlanta	7	240	145	1,682	60.4	12	9	82.7	4-3	9	45
Baltimore	3	69	31	330	44.9	2	3	51.0	1-2	6	47
Buffalo	3	82	48	615	58.5	3	3	79.1	3-0	3	18
Carolina	6	191	122	1,319	63.9	9	6	86.7	4-2	17	118
Chicago	4	115	62	750	53.9	2	7	54.6	2-2	7	55
Cincinnati	3	126	74	705	58.7	1	3	67.1	1-2	6	43
Cleveland	2	65	43	455	66.2	4	4	81.3	1-1	1	4
Dallas	23	778	472	5,830	60.7	44	23	90.4	11-12	44	305
Denver	3	131	75	806	57.3	3	6	64.0	1-2	4	29
Detroit	4	144	89	879	61.8	5	3	81.9	3-1	8	61
Green Bay	5	167	97	1,387	58.1	10	7	87.6	2-3	8	42
Houston	3	98	65	710	66.3	6	3	95.2	3-0	3	24
Indianapolis	3	110	60	767	54.5	6	2	87.2	0-3	7	34
Jacksonville	3	99	57	703	57.6	4	2	84.7	1-2	5	42
Kansas City	3	103	55	695	53.4	5	3	78.7	2-1	5	28
Miami	2	67	39	408	58.2	2	0	85.9	2-0	2	15
Minnesota	7	215	117	1,211	54.4	4	11	55.8	3-4	12	87
New England	2	71	42	501	59.2	6	2	97.2	1-1	1	14
New Orleans	6	203	121	1,432	59.6	15	5	95.5	2-4	7	59
NY Jets	2	52	22	411	42.3	3	2	73.5	2-0	2	8
Oakland	3	56	32	517	57.1	4	1	104.5	3-0	5	35
Philadelphia	23	773	449	5,498	58.1	38	24	83.6	9-14	50	323
Pittsburgh	3	79	45	506	57.0	3	2	78.3	1-2	2	11
St. Louis	4	126	83	1,170	65.9	12	1	124.1	4-0	7	47
San Diego	3	106	69	826	65.1	5	2	96.7	0-3	9	59
San Francisco	7	262	156	1,783	59.5	11	9	79.7	5-2	4	31
Seattle	7	260	164	2,035	62.5	14	13	84.9	2-5	13	96
Tampa Bay	4	146	87	1,038	59.6	8	5	85.4	4-0	2	11
Tennessee	3	118	78	789	66.1	2	5	73.0	1-2	2	22
Washington	22	725	425	5,083	58.6	25	18	81.3	16-6	31	250

38



TRUMAINE McBRIDE

CORNERBACK

HEIGHT - 5-9

WEIGHT - 192

COLLEGE - MISSISSIPPI

HIGH SCHOOL - CLARKSDALE (MS)

HOW ACQUIRED - FREE AGENT (2013)

NFL EXP. - 8TH YEAR

GIANTS EXP. - 3RD YEAR



NEW YORK FOOTBALL GIANTS

TRANSACTIONS:

- Originally a 7th round (221st pick overall) draft choice by the Chicago Bears in 2007...Waived/injured by the Bears on Sept. 17, 2009...Signed to a reserve/future contract by the Arizona Cardinals on Jan. 21, 2010...Signed as a free agent by the New Orleans Saints on Aug. 5, 2011...Released by the Saints on Sept. 2, 2011...Signed by the Jacksonville Jaguars on Dec. 27, 2011...Released by the Jaguars on April 27, 2012...Re-signed by the Jaguars on July 30, 2012...Released by the Jaguars on Aug. 31, 2012...Signed by the Giants on Jan. 3, 2013.

- Registered 4 solo tackles, including 1 for a loss, and a pick-six at New Orleans (11/1)...In the 4th quarter, McBride intercepted Drew Brees on a pass to William Sneed and returned it 63 yards for a touchdown and the Giants first lead since the 1st quarter.
- Had 1 tackle at Tampa Bay (11/8).

2015 Season Highlights:

- Recorded 4 tackles, 1 pass defensed, 1 forced fumble and intercepted Romo with 8:17 left in the 4th quarter at Dallas (9/13).
- Recorded 1 tackle vs. Atlanta (9/20).
- Recorded 6 tackles (5 solo) vs. Washington (9/24).
- Recorded 3 tackles at Buffalo (10/4).
- Recorded 2 tackles vs. San Francisco (10/11).
- Inactive at Philadelphia (10/19) due to illness/groin injury.
- Saw time on defense vs. Dallas (10/25).

REGULAR SEASON														
DATE	OPP	TACKLES							INTERCEPTIONS			AVG	LG	TD
		T	A	TOT	PD	FF	FR	STT	NO	YDS				
9/13	@DAL	4	0	4	1	1	0	0	1	19	19.0	19	0	
9/20	ATL	0	1	1	0	0	0	0	0	0	0.0	0	0	
9/24	WAS	5	1	6	0	0	0	0	0	0	0.0	0	0	
10/4	@BUF	3	0	3	0	0	0	0	0	0	0.0	0	0	
10/11	SF	2	0	2	0	0	0	0	0	0	0.0	0	0	
10/19	@PHI	Inactive (illness/groin)												
10/25	DAL	0	0	0	0	0	0	0	0	0	0.0	0	0	
11/1	@NO	4	0	4	0	0	0	0	1	63	63.0	63t	1	
11/8	@TB	1	0	1	0	0	0	0	0	0	0.0	0	0	
11/15	NE													
11/29	@WAS													
12/6	NYJ													
12/14	@MIA													
12/20	CAR													
12/27	@MIN													
1/3	PHI													
Totals		19	2	21	1	1	0	0	2	82	41.0	63t	1	

REGULAR SEASON

	GP	GS	TACKLES						INTERCEPTIONS			LG	TD
			T	A	TOT	PD	FF	FR	NO	YDS	AVG		
2007 CHI	16	9	31	6	37	5	1	1	0	0	0.0	0	0
2008 CHI	16	1	3	0	3	2	0	0	1	0	0.0	0	0
2009 CHI	1	0	0	0	0	0	0	0	0	0	0.0	0	0
2010 ARI	14	0	3	0	3	1	0	0	0	0	0.0	0	0
2011 JAX	1	0	0	0	0	0	0	0	0	0	0.0	0	0
2013 NYG	15	10	30	5	35	15	1	0	2	17	8.5	17	0
2014 NYG	6	1	19	2	21	1	2	1	1	11	11.0	11	0
2015 NYG	8	0	19	2	21	1	1	0	2	82	41.0	63t	1
Totals	77	21	105	15	120	25	5	2	6	110	18.3	63t	1

Additional Statistics: 2007 – 6 special teams tackles; 2008 – 12 special teams tackles; 2010 – 15 special teams tackles; 2013 – 1 special teams tackle.

37
ny

LEON McFADDEN

CONERBACK

HEIGHT - 5-10

WEIGHT - 193


COLLEGE - SAN DIEGO ST

HIGH SCHOOL - ST. JOHN BOSCO (BELLFLOWER, CA)

HOW ACQUIRED - FREE AGENT (2015)

NFL EXP. - 3RD YEAR

GIANTS EXP. - 1ST YEAR



NEW YORK FOOTBALL GIANTS

TRANSACTIONS:

- Originally a 3rd round (68th overall) draft pick by the Cleveland Browns in 2013...Awarded to the New York Jets on Aug. 31, 2014...Released by the Jets on Sept. 11, 2014...Signed to the San Francisco 49ers' practice squad on Sept. 16, 2014...Activated to the 53-man roster on Nov. 1, 2014...Signed to the Cardinals practice squad on Sept. 8, 2015...Signed to the Giants 53-man roster on Oct. 21, 2015.

2015 Season Highlights:

- Made his debut for the Giants vs. Dallas (10/25) with some action on special teams.
- Saw time on special teams at New Orleans (11/1).
- Inactive at Tampa Bay (11/8).

REGULAR SEASON														
DATE	OPP	TACKLES							INTERCEPTIONS					
		T	A	TOT	PD	FF	FR	STT	NO	YDS	AVG	LG	TD	
9/13	@DAL													
9/20	ATL													
9/24	WAS													
10/4	@BUF													
10/11	SF													
10/19	@PHI													
10/25	DAL	0	0	0	0	0	0	0	0	0	0.0	0	0	
11/1	@NO	0	0	0	0	0	0	1	0	0	0.0	0	0	
11/8	@TB													
11/15	NE													
11/29	@WAS													
12/6	NYJ													
12/14	@MIA													
12/20	CAR													
12/27	@MIN													
1/3	PHI													
Totals		0	0	0	0	0	0	1	0	0	0.0	0	0	

McBRIDE

REGULAR SEASON														
	GP	GS	TACKLES							INTERCEPTIONS				
			T	A	TOT	PD	FF	FR	NO	YDS	AVG	LG	TD	
2013 CLE	16	2	10	6	26	1	0	0	0	0	0.0	0	0	
2014 SF	7	0	3	1	4	1	0	0	0	0	0.0	0	0	
2015 NYG	2	0	0	0	0	0	0	0	0	0	0.0	0	0	
Totals	25	2	13	7	20	2	0	0	0	0	0.0	0	0	

2015 - 1 special teams tackle.

43

BRANDON MERIWEATHER

SAFETY

HEIGHT - 5-11

WEIGHT - 197

COLLEGE - MIAMI (FL)

HIGH SCHOOL - APOPKA (APOPKA, FL)

HOW ACQUIRED - FREE AGENT (2015)

NFL EXP. - 8TH YEAR

GIANTS EXP. - 1ST YEAR



NEW YORK FOOTBALL GIANTS

TRANSACTIONS:

- Originally a 1st round (24th overall) draft pick by the New England Patriots in 2007...Awarded to Chicago off waivers on Sept. 4, 2011...Signed as a free agent with Washington on March 15, 2012...Signed as a free agent with the Giants on Aug. 16, 2015.

- Started at strong safety at New Orleans (11/1) and had 1 tackle.
- Started at strong safety at Tampa Bay and registered 2 tackles.

2015 Season Highlights:

- Started at strong safety and recorded 5 tackles (4 solo) and 1 pass defended at Dallas (9/13).
- Started at strong safety and registered 8 tackles (6 solo) and 2 passes defended vs. Atlanta (9/20).
- Started at strong safety and recorded 5 tackles (4 solo) vs. Washington (9/24).
- Started at strong safety and recorded 5 tackles (2 solo) at Buffalo (10/4).
- Started at strong safety and registered 6 tackles (4 solo) vs. San Francisco (10/11).
- Started at strong safety and led the team with 7 tackles (6 solo), 1 interception and 1 force fumble at Philadelphia (10/19).
- Started at strong safety and recorded 7 tackles (5 solo), 2 passes defended and 1 interception vs. Dallas (10/25)...He intercepted QB Matt Cassel in the third quarter at the Giants 1-yard line preventing the Cowboys from scoring...That was his second consecutive game with an interception.

REGULAR SEASON		TACKLES							INTERCEPTIONS					
DATE	OPP	T	A	TOT	PD	FF	FR	STT	NO	YDS	AVG	LG	TD	
9/13	@DAL	4	1	5	1	0	0	0	0	0	0.0	0	0	
9/20	ATL	6	2	8	2	0	0	0	0	0	0.0	0	0	
9/24	WAS	4	1	5	0	0	0	0	0	0	0.0	0	0	
10/4	@BUF	2	3	5	0	0	0	0	0	0	0.0	0	0	
10/11	SF	4	2	6	0	0	0	0	0	0	0.0	0	0	
10/19	@PHI	6	1	7	0	1	0	0	1	26	26.0	26	0	
10/25	DAL	5	2	7	2	0	0	0	1	0	0.0	0	0	
11/1	@NO	0	1	1	0	0	0	0	0	0	0.0	0	0	
11/8	@TB	1	1	2	0	0	0	0	0	0	0.0	0	0	
11/15	NE													
11/29	@WAS													
12/6	NYJ													
12/14	@MIA													
12/20	CAR													
12/27	@MIN													
1/3	PHI													
Totals		32	14	46	5	1	0	0	2	26	13.0	26	0	

REGULAR SEASON

	GP	GS	TACKLES						INTERCEPTIONS				
			T	A	TOT	PD	FF	FR	NO	YDS	AVG	LG	TD
2007 NE	16	0	10	5	15	3	1	0	0	0	0.0	0	0
2008 NE	16	11	57	20	77	9	2	0	4	25	6.3	19	0
2009 NE	16	16	53	29	82	9	2	0	5	149	29.8	70	1
2010 NE	16	13	48	19	67	6	0	1	3	39	13.0	39	0
2011 CHI	11	4	19	13	32	2	0	0	0	0	0.0	0	0
2012 WAS	1	1	3	4	7	2	0	0	1	25	25.0	25	0
2013 WAS	13	13	53	16	69	3	1	1	2	62	31.0	32	0
2014 WAS	10	10	34	19	53	4	3	1	0	0	0.0	0	0
2015 NYG	9	9	32	14	46	5	1	0	2	26	13.0	26	0
Totals	108	77	309	139	448	43	10	3	17	326	19.2	70	1

Additional Statistics: 2007 – 9 special teams tackles; 2008 – 2 sacks for 19 yards, 4 special teams tackles; 2009 – 1 special teams tackle; 2010 – 1 special teams tackle; 2013 – 1 sack for 4 yards; 2014 – 3 sacks for 27 yards, 2 special teams tackles

POST SEASON

	GP	GS	TACKLES						INTERCEPTIONS				
			T	A	TOT	PD	FF	FR	NO	YDS	AVG	LG	TD
2007 NE	3	1	5	3	8	1	0	0	0	0	0.0	0	0
2009 NE	1	1	2	1	3	0	0	0	0	0	0.0	0	0
2010 NE	1	1	3	1	4	0	0	0	0	0	0.0	0	0
Totals	5	3	10	5	15	1	0	0	0	0	0.0	0	0

Additional Statistics: 2009 – 1 special teams tackle

98

ny

DAMONTRÉ MOORE

DEFENSIVE END

HEIGHT - 6-5

WEIGHT - 250

COLLEGE - TEXAS A&M

HIGH SCHOOL - ROWLETT (TX)

HOW ACQUIRED - DRAFT (3RD ROUND, 2013)

NFL EXP. - 3RD YEAR

GIANTS EXP. - 3RD YEAR



NEW YORK FOOTBALL GIANTS

TRANSACTIONS:

- Originally a 3rd round (81st pick overall) draft choice by the Giants in 2013.

2015 Season Highlights:

- Saw time on defense and special teams at Dallas (9/13).

- Recorded 1 special teams tackle vs. Atlanta (9/20)...

Also saw action on defense.

- Recorded 1 tackle and 2 QB hits vs. Washington (9/24)... Was 1 of 5 players who had quarterback hits.

- Registered 3 tackles and 2 QB hits at Buffalo (10/4).

- Recorded 3 tackles, including 1 for a loss, 2 sacks, 1 QB hit and 1 forced fumble vs. San Francisco (10/11)...

This marks the second time Moore has had 2 sacks in a game with the last time being at Tennessee (12/14/14).

- Registered 3 tackles, including 1 for a loss, 1 fumble recovery and 1 special teams tackle at Philadelphia (10/19)... Moore also had the 1 sack for the Giants against Sam Bradford.

- Inactive vs. Dallas (10/25).

- Saw action on defense and special teams at New Orleans (11/1).

- Had 1 tackle at Tampa Bay (11/8).

REGULAR SEASON

DATE	OPP	T	A	TT	SKS	FF	FR	STT
9/13	@DAL	0	0	0	0.0	0	0	0
9/20	ATL	0	0	0	0.0	0	0	1
9/24	WAS	1	0	1	0.0	0	0	0
10/4	@BUF	2	1	3	0.0	0	0	0
10/11	SF	3	0	3	2.0	1	0	1
10/19	@PHI	2	1	3	1.0	0	1	1
10/25	DAL				Inactive			
11/1	@NO	0	0	0	0.0	0	0	0
11/8	@TB	1	0	1	0.0	0	0	0
11/15	NE							
11/29	@WAS							
12/6	NYJ							
12/14	@MIA							
12/20	CAR							
12/27	@MIN							
1/3	PHI							
Totals		9	2	11	3.0	1	1	3

MOORE

REGULAR SEASON

TACKLES	GP	GS	T	A	TOT	SKS	FF	FR
2013 NYG	15	0	4	2	6	0.0	0	0
2014 NYG	16	0	18	6	24	5.5	0	0
2015 NYG	8	0	9	2	11	3.0	1	1
Totals	39	0	31	10	41	8.5	1	1

Additional Statistics: 2013 – 8 special teams tackles, 1 blocked punt; 2014 – 8 special teams tackles, 1 blocked punt, 2 passes defended; 2015 – 3 special teams tackles.

46

ny

JAMES MORRIS**LINEBACKER**

HEIGHT - 6-1

WEIGHT - 237

COLLEGE - IOWA

HIGH SCHOOL - SOLON (SOLON, IA)

HOW ACQUIRED - FREE AGENT (2015)

NFL EXP. - 2ND YEAR

GIANTS EXP. - 1ST YEAR

**NEW YORK FOOTBALL GIANTS****TRANSACTIONS:**

- Originally signed as a rookie free agent by the New England Patriots on May 16, 2014...Waived by the Patriots on Sept. 4, 2015...Signed to the Giants' practice squad on Sept. 16, 2015...Promoted to the 53-man roster on Oct. 31, 2015.

2015 Season Highlights:

- Had his debut with the Giants at New Orleans (11/1) and saw time on special teams.
- Saw action on special teams at Tampa Bay (11/8).

REGULAR SEASON

DATE	OPP	T	A	TT	SKS	FF	FR	STT
9/13	@DAL							Not with Team
9/20	ATL							Practice Squad
9/24	WAS							Practice Squad
10/4	@BUF							Practice Squad
10/11	SF							Practice Squad
10/19	@PHI							Practice Squad
10/25	DAL							Practice Squad
11/1	@NO	0	0	0	0.0	0	0	0
11/8	@TB	0	0	0	0.0	0	0	0
11/15	NE							
11/29	@WAS							
12/6	NYJ							
12/14	@MIA							
12/20	CAR							
12/27	@MIN							
1/3	PHI							
Totals		8	2	10	3.0	1	1	3

MORRIS**REGULAR SEASON**

TACKLES	GP	GS	T	A	TOT	SKS	FF	FR
2015 NYG	2	0	0	0	0	0.0	0	0

12
ny

RYAN NASSIB

QUARTERBACK

HEIGHT - 6-2

WEIGHT - 223

COLLEGE - SYRACUSE

HIGH SCHOOL - MALVERN PREP (PA)

HOW ACQUIRED - DRAFT (4TH ROUND, 2013)

NFL EXP. - 3RD YEAR

GIANTS EXP. - 3RD YEAR



NEW YORK FOOTBALL GIANTS

TRANSACTIONS:

- Originally a 4th round (110th pick overall) draft choice by the Giants in 2013.

2015 Season Highlights:

- Did not play at Dallas (9/13).
- Did not play vs. Atlanta (9/20).
- Did not play vs. Washington (9/24).
- Did not play at Buffalo (10/4).
- Did not play vs. San Francisco (10/11).
- Did not play at Philadelphia (10/19).
- Did not play vs. Dallas (10/25).
- Did not play at New Orleans (11/1).
- Did not play at Tampa Bay (11/8).

NASSIB

REGULAR SEASON PASSING

	GP	GS	ATT	CMP	PCT	YDS	TD	INT	LG	RTG	SKS/YDS
2013 NYG	0	0	0	0	0.0	0	0	0	0	0.0	0/0
2014 NYG	4	0	5	4	80.0	60	0	0	29	116.7	2/11
2015 NYG	0	0	0	0	0.0	0	0	0	0	0.0	0/0
Totals	4	0	5	4	80.0	60	0	0	29	116.7	2/11

Additional statistics: 2014 – 2 rushing attempts for minus-3 yards.

73

ny

MARSHALL NEWHOUSE**TACKLE**

HEIGHT - 6-4

WEIGHT - 328

COLLEGE - TEXAS CHRISTIAN

HIGH SCHOOL - LAKE HIGHLANDS (DALLAS)

HOW ACQUIRED - FREE AGENT (2015)

NFL EXP. - 6TH YEAR

GIANTS EXP. - 1ST YEAR

**NEW YORK FOOTBALL GIANTS****TRANSACTIONS:**

- Originally a 5th round (169th pick overall) draft choice by the Green Bay Packers in 2010. ...Signed as a free agent by the Cincinnati Bengals on March 21, 2014. ...Signed as a free agent by the Giants on March 11, 2015.

2015 Season Highlights:

- Started at right tackle at Dallas (9/13).
- Started at right tackle vs. Atlanta (9/20).
- Started at right tackle vs. Washington (9/24)... Played a key role in an offensive line that did not allow 1 sack in the 63 offensive plays.
- Started at right tackle at Buffalo (10/4).
- Started at right tackle vs. San Francisco (10/11)...Part of an offensive line that did not allow a sack and helped the offense record a season-high 525 total yards.
- Started at right tackle at Philadelphia (10/19).
- Started at right tackle vs. Dallas (10/25).
- Started at right tackle at New Orleans (11/1)...Was part of an offensive line that helped the offense record 416 total net yards in 65 plays.

- Started at right tackle at Tampa Bay (11/8)...Played a key role in an offensive line that helped the offense score on 7 out of 11 drives.

**NEWHOUSE'S GAMES PLAYED/STARTED
REGULAR SEASON**

	GP	GS
2010 GB	0	0
2011 GB	16	13
2012 GB	16	16
2013 GB	15	2
2014 CIN	15	5
2015 NYG	9	9
Totals	71	45

POSTSEASON

	GP	GS
2011 GB	1	0
2012 GB	2	2
2013 GB	1	0
2014 CIN	1	0
Totals	5	2

58

ny

OWAMAGBE ODIGHIZUWA

DEFENSIVE END

HEIGHT - 6-3

WEIGHT - 271

COLLEGE - UCLA

HIGH SCHOOL - DAVID DOUGLAS (PORTLAND, OR)

HOW ACQUIRED - DRAFT, 3RD ROUND
(74TH OVERALL)

NEW YORK FOOTBALL GIANTS

CAREER NOTES:

- Originally a 3rd round (74th) draft choice by the Giants in 2015.

2015 Season Highlights:

- Inactive at Dallas (9/13) due to a foot injury.
- Inactive vs. Atlanta (9/20) due to a foot injury.
- Inactive vs. Washington (9/24) due to a foot injury.
- Played in first NFL career game as defensive end at Buffalo (10/4) and recorded 2 tackles.
- Recorded 1 tackle vs. San Francisco (10/11).
- Saw action on the defense and special teams at Philadelphia (10/19).
- Saw time on the defense and special teams vs. Dallas (10/25) before coming out of the game due to a hamstring injury.
- Inactive at New Orleans (11/1) due to a hamstring injury.
- Was placed on injured reserve/designated for return on Nov. 5, 2015...Is eligible to return to practice on Dec. 17 and to the roster on Dec. 31.

REGULAR SEASON

DATE	OPP	T	A	TT	SKS	FF	FR	STT
9/13	@DAL		Inactive (foot)					
9/20	ATL		Inactive (foot)					
9/24	WAS		Inactive (foot)					
10/4	@BUF	1	1	2	0.0	0	0	0
10/11	SF	1	0	1	0.0	0	0	0
10/19	@PHI	0	0	0	0.0	0	0	0
10/25	DAL	0	0	0	0.0	0	0	0
11/1	@NO		Inactive (hamstring)					
11/8	@TB		Injured Reserve					
11/15	NE							
11/29	@WAS							
12/6	NYJ							
12/14	@MIA							
12/20	CAR							
12/27	@MIN							
1/3	PHI							
Totals		2	1	3	0.0	0	0	0

ODIGHIZUWA

REGULAR SEASON

TACKLES	GP	GS	T	A	TOT	SKS	FF	FR
2015 NYG	4	0	2	1	3	0.0	0	0

90



PRO BOWLS: 2011, 2012

JASON PIERRE-PAUL

DEFENSIVE END

HEIGHT - 6-5

WEIGHT - 278


COLLEGE - SOUTH FLORIDA

HIGH SCHOOL - DEERFIELD BEACH (FL)

HOW ACQUIRED - DRAFT (1ST ROUND, 2010)

NFL EXP. - 6TH YEAR

GIANTS EXP. - 6TH YEAR



NEW YORK FOOTBALL GIANTS

TRANSACTIONS:

- Originally a 1st round (15th pick overall) draft choice by the Giants in 2010.

2015 SEASON:

- Spent the first 6 weeks on the Reserve/Franchise Designation list.

- On Oct. 27, signed his tender and was placed on exemption/Commissioners permission list.

- Was activated to the 53-man roster on Nov. 7, 2015 to be eligible to play at Tampa Bay (11/8)...Started at right defensive end and registered 2 tackles and 2 QB hits in 42 snaps.

REGULAR SEASON

DATE	OPP	T	A	TT	SKS	FF	FR	STT
9/13	@DAL							
9/20	ATL							
9/24	WAS							
10/4	@BUF							
10/11	SF							
10/19	@PHI							
10/25	DAL							
11/1	@NO	2	0	2	0.0	0	0	0
11/8	@TB							
11/15	NE							
11/29	@WAS							
12/6	NYJ							
12/14	@MIA							
12/20	CAR							
12/27	@MIN							
1/3	PHI							
Totals		2	0	2	0.0	0	0	0

PIERRE-PAUL'S CAREER SACKS

Date	Opponent	Quarterback
11/28/10	vs. Jacksonville	David Garrard (2)
12/5/10	vs. Washington	Donovan McNabb (2)
12/19/10	vs. Philadelphia	Michael Vick (0.5)
9/11/11	at Washington	Rex Grossman (2)
9/19/11	vs. St. Louis	Sam Bradford (0.5)
9/25/11	at Philadelphia	Michael Vick
		Mike Kafka
10/9/11	vs. Seattle	Tarvaris Jackson (2)
10/16/11	vs. Buffalo	Ryan Fitzpatrick
10/30/11	vs. Miami	Matt Moore
11/6/11	at New England	Tom Brady
11/20/11	vs. Philadelphia	Vince Young
12/11/11	at Dallas	Tony Romo (2)
12/18/11	vs. Washington	Rex Grossman
12/24/11	at Jets	Mark Sanchez (2)
1/1/12	vs. Dallas	Tony Romo

Date	Opponent	Quarterback
1/22/12	at San Francisco	Alex Smith (0.5)*
9/16/12	vs. Tampa Bay	Josh Freeman
9/20/12	at Carolina	Cam Newton (0.5)
10/14/12	at San Francisco	Alex Smith
		Colin Kaepernick
10/21/12	vs. Washington	Robert Griffin III
10/28/12	at Dallas	Tony Romo
11/4/12	vs. Pittsburgh	Ben Roethlisberger
9/8/13	at Dallas	Tony Romo
11/10/13	vs. Oakland	Terrelle Pryor
9/15/14	vs. Arizona	Drew Stanton (1.5)
10/19/14	at Dallas	Tony Romo (2)
11/30/14	at Jacksonville	Blake Bortles (1.5)
12/7/14	at Tennessee	Zach Mettendberger (2)
12/14/14	vs. Washington	Robert Griffin III (2.5)
12/21/14	at St. Louis	Shaun Hill
12/28/14	vs. Philadelphia	Mark Sanchez (2)

*Postseason game

PIERRE-PAUL

REGULAR SEASON

TACKLES	GP	GS	T	A	TOT	SKS	FF	FR
2010 NYG	16	0	24	7	31	4.5	2	2
2011 NYG	16	12	67	21	88	16.5	2	0
2012 NYG	16	15	61	26	87	6.5	1	1
2013 NYG	11	6	28	9	37	2.0	0	0
2014 NYG	16	16	54	22	76	12.5	3	1
2015 NYG	1	1	2	0	2	0.0	0	0
Totals	76	51	236	85	321	42.0	8	4

Additional Statistics: 2010 – 8 passes defended; 2011 – 6 passes defended, 1 blocked field goal; 2012 – 7 passes defended, 1 interception (returned 28 yards for a touchdown); 2013 - 4 passes defended, 1 interception (returned 24 yards for a touchdown); 2014 – 6 passes defended.

POSTSEASON

TACKLES	GP	GS	T	A	TOT	SKS	FF	FR
2011 NYG	4	4	18	15	3	0.5	0	0

Additional Statistics: 2011 – 4 passes defended.

PIERRE-PAUL'S BESTS

(Single-Game Highs)

Tackles: 16, vs. Washington, 12/18/11
 Sacks: 2.5, vs. Washington, 12/14/14
 Interceptions: 1, last vs. Green Bay, 11/17/13 (TD)
 Forced Fumbles: 2, vs. Jacksonville, 11/28/10
 Fumble Recoveries: 1, 4 times, last vs. DAL, 11/23/14

NFC Defensive Player of the Week: 2011 Week 14
 NFC Defensive Player of the Week: 2011 Week 16
 NFC Defensive Player of the Week: 2013 Week 11
 NFC Defensive Player of the Month: December 2011

67



JUSTIN PUGH

TACKLE

HEIGHT - 6-4

WEIGHT - 301

COLLEGE: SYRACUSE

HIGH SCHOOL - COUNCIL ROCK SOUTH (HOLLAND, PA)

HOW ACQUIRED - DRAFT (1ST ROUND, 2013)

NFL EXP. - 3RD YEAR

GIANTS EXP. - 3RD YEAR



NEW YORK FOOTBALL GIANTS

TRANSACTIONS:

- Originally a 1st round (19th Pick Overall) draft choice by the Giants in 2013.

2015 Season Highlights:

- Started at left guard at Dallas (9/13).
- Started at left guard vs. Atlanta (9/20)...Moved to left tackle after Ereck Flowers left the game due to an ankle sprain.
- Started at left tackle vs. Washington (9/24)...Played a key role in an offensive line that did not allow 1 sack in the 63 offensive plays.
- Started at left guard at Buffalo (10/4).
- Started at left guard vs. San Francisco (10/11)... Part of an offensive line that did not allow a sack and helped the offense record a season-high 525 totals yards.
- Started at left guard at Philadelphia (10/19).
- Started at left guard vs. Dallas (10/25).
- Started at left guard at New Orleans (11/1)...Was part of an offensive line that helped the offense record 416 total net yards in 65 plays.
- Started at left guard at Tampa Bay (11/8)... Played a key role in an offensive line that helped the offense score on 7 out of 11 drives.

PUGH'S GAMES PLAYED/STARTED REGULAR SEASON

	GP	GS
2013 NYG	16	16
2014 NYG	14	14
2015 NYG	9	9
Totals	39	39

82

ny

RUEBEN RANDLE

WIDE RECEIVER

HEIGHT - 6-2

WEIGHT - 208

COLLEGE - LSU

HIGH SCHOOL - BASTROP (LA)

HOW ACQUIRED - DRAFT (2ND ROUND, 2012)

NFL EXP. - 4TH YEAR

GIANTS EXP. - 4TH YEAR



NEW YORK FOOTBALL GIANTS

TRANSACTIONS:

- Originally a 2nd round (63rd pick overall) draft choice by the Giants in 2012.

2015 Season Highlights:

- Started at wide receiver at Dallas (9/13) and recorded 3 catches for 23 yards.
- Started at wide receiver vs. Atlanta (9/20) and registered 1 reception for 5 yards.
- Started at wide receiver vs. Washington (9/24) and led the team with 7 receptions for 116 yards including a 41-yard TD reception.
- Started at wide receiver at Buffalo (10/4) and had 3 receptions for 31 yards and a 11-yard touchdown.
- Started at wide receiver vs. San Francisco (10/11) and had 5 receptions for 42 yards before coming out of the game in the 4th quarter due to a hamstring injury.
- Started at wide receiver at Philadelphia (10/19) and recorded 5 catches for 44 yards.
- Started at wide receiver vs. Dallas (10/25) and had 2 receptions for 68 yards...His 44-yard reception set the Giants up for a field goal in the 3rd quarter to give the Giants a 7-point lead.
- Started at wide receiver at New Orleans (11/1) and registered 5 receptions for 55 yards.
- Started at wide receiver at Tampa Bay (11/8) and recorded 5 receptions for 40 yards, including a 8-yard touchdown to give the Giants the lead in the 1st quarter.

RECEIVING

DATE	OPP.	NO.	YDS	AVG.	LG	TD
9/13	@DAL	3	23	7.7	16	0
9/20	ATL	1	5	5.0	5	0
9/24	WAS	7	116	16.6	41	1
10/4	@BUF	3	31	10.3	22	1
10/11	SF	5	42	8.4	16	0
10/19	@PHI	5	44	8.8	15	0
10/25	DAL	2	68	34.0	44	0
11/1	@NO	5	40	8.0	13	1
11/8	@TB					
11/15	NE					
11/29	@WAS					
12/6	NYJ					
12/14	@MIA					
12/20	CAR					
12/27	@MIN					
1/3	PHI					
Totals		31	369	11.9	44	3

RANDLE

REG. SEASON

RECEIVING	GP	GS	NO	YDS	AVG	LG	TD
2012 NYG	16	1	19	298	15.7	56	3
2013 NYG	16	3	41	611	14.9	37	6
2014 NYG	16	13	71	938	12.0	49	3
2015 NYG	8	8	31	369	11.9	44	3
Totals	56	25	162	2,216	13.7	56	15

PUNT RETURNS

	GP	PR	YDS	AVG	LG	FC	TD
2012 NYG	16	15	108	7.2	18	15	0
2013 NYG	16	29	237	8.2	32	24	0
2014 NYG	3	0	0	0.0	0	10	0
2015 NYG	0	0	0	0.0	0	0	0
Totals	34	48	345	7.8	32	49	0

61
ny

DALLAS REYNOLDS

CENTER/GUARD

HEIGHT - 6-4

WEIGHT - 320

COLLEGE - BYU

HIGH SCHOOL - TIMPVIEW (PROVO, UT)

HOW ACQUIRED - FREE AGENT (2013)

NFL EXP. - 4TH YEAR

GIANTS EXP. - 3RD YEAR



NEW YORK FOOTBALL GIANTS

TRANSACTIONS:

- Originally signed as a rookie free agent by the Philadelphia Eagles on May 1, 2009...Waived by the Eagles on Sept. 5, 2009...Signed to the Eagles' practice squad on Oct. 21, 2009...Signed to the Eagles' active roster on Dec. 29, 2009...Waived by the Eagles on Sept. 4, 2010...Signed to the Eagles' practice squad on Sept. 6, 2010...Signed by the Eagles to a reserve/future contract on Jan. 11, 2011...Waived by the Eagles on Sept. 3, 2011...Signed to the Eagles' practice squad on Sept. 5, 2011...Signed by the Eagles to a reserve/future contract on Jan. 5, 2012...Waived by the Eagles on Aug. 30, 2013...Signed by the Giants on Oct. 1, 2013...Waived by the Giants on Oct. 5, 2013...Re-signed by the Giants on Oct. 24, 2013.

2015 Season Highlights:

- Saw action on special teams at Dallas (9/13).
- Saw time on special teams vs. Atlanta (9/20).
- Saw action on offense and special teams vs. Washington (9/24).
- Saw time on special teams at Buffalo (10/4).
- Saw action on special teams and had 1 snap on offense vs. San Francisco (10/11).
- Saw action on special teams at Philadelphia (10/19).
- Saw time on special teams vs. Dallas (10/25).
- Saw action on offense and special teams at New Orleans (11/1).
- Saw time on offense and special teams at Tampa Bay (11/8).

REYNOLDS' GAMES PLAYED/STARTED

REGULAR SEASON

	GP	GS
2012 PHI	16	14
2013 NYG	3	0
2014 NYG	15	0
2015 NYG	8	0
Totals	42	14

70



WESTON RICHBURG

CENTER

HEIGHT - 6-3

WEIGHT - 298

COLLEGE - COLORADO STATE

HIGH SCHOOL - BUSHLAND (TX)

HOW ACQUIRED - DRAFT, 2ND ROUND

NFL EXP. - 2ND YEAR

GIANTS EXP. - 2ND YEAR



NEW YORK FOOTBALL GIANTS

TRANSACTIONS:

- Originally a 2nd round (43rd pick overall) draft choice by the Giants in 2014.

2015 Season Highlights:

- Started at center at Dallas (9/13).
- Started at center vs. Atlanta (9/20).
- Started at center vs. Washington (9/24)...Played a key role in an offensive line that did not allow 1 sack in the 63 offensive plays.
- Started at center at Buffalo (10/4).
- Started at center vs. San Francisco (10/11)... Part of an offensive line that did not allow a sack and helped the offense record a season-high 525 totals yards.
- Started at center at Philadelphia (10/19).
- Started at center vs. Dallas (10/25).
- Started at center at New Orleans (11/1)...Was part of an offensive line that helped the offense record 416 total net yards in 65 plays.
- Started at center at Tampa Bay (11/8)... Played a key role in an offensive line that helped the offense score on 7 out of 11 drives.

RICHBURG'S GAMES PLAYED/STARTED

REGULAR SEASON

	GP	GS
2014 NYG	16	15
2015 NYG	9	9
Totals	25	24

41

ny

DOMINIQUE RODGERS-CROMARTIE

CORNERBACK

HEIGHT - 6-2

WEIGHT - 193

COLLEGE - TENNESSEE STATE

HIGH SCHOOL - LAKEWOOD RANCH (BRADENTON, FL)

HOW ACQUIRED - FREE AGENT (2014)

NFL EXP. - 8TH YEAR

GIANTS EXP. - 2ND YEAR

PRO BOWL: 2009



NEW YORK FOOTBALL GIANTS

TRANSACTIONS:

- Originally a 1st round (16th pick overall) draft choice by the Arizona Cardinals in 2008...Traded (with a 2nd round draft choice) to the Philadelphia Eagles for quarterback Kevin Kolb on July 28, 2011...Signed as a free agent by the Denver Broncos on March 14, 2013...Signed as a free agent by the Giants on March 17, 2014.

2015 Season Highlights:

- Started at left cornerback and recorded 6 tackles, 1 pass defended and 1 fumble return for a 57-yard touchdown at Dallas (9/13).
 - Started at left cornerback and registered 2 tackles vs. Atlanta (9/20)...Had left the game in the first quarter with a burner but returned for the second quarter before leaving the rest of the game with a concussion.
 - Inactive vs. Washington (9/24) due to a concussion.
 - Started at left cornerback and recorded 4 tackles (3 solo) at Buffalo (10/4).
 - Started at left cornerback and registered 6 tackles (4 solo), 1 pass defended and 2 forced fumbles vs. San Francisco (10/11).
 - Started at left cornerback and recorded 4 tackles, including 1 for a loss, at Philadelphia (10/19).

- Started at left cornerback vs. Dallas (10/25) and registered 2 tackles, 2 passes defended and 2 interceptions...His first intercepted QB Matt Cassel in the 3rd quarter and took it back for a 58-yard touchdown to give the Giants the lead...Rodgers-Cromartie's 2nd interception occurred at the beginning of the 4th quarter...He is the first Giants defender with two interceptions in a game since Trumaine McBride had two picks vs. Washington on Sept. 29, 2013.

- Started at left cornerback and registered a season-high 7 tackles, 1 pass defended, 1 forced fumble and 1 interception at New Orleans (11/1)...He intercepted QB Drew Brees in the 3rd quarter on the Giants' 5-yard line to prevent a touchdown.
 - Started at left cornerback and recorded 3 solo tackles at Tampa Bay (11/8).

REGULAR SEASON

DATE	OPP	T	TACKLES							INTERCEPTIONS				AVG	LG	TD
			A	TOT	PD	FF	FR	STT	NO	YDS						
9/13	@DAL	6	0	6	1	0	1	0	0	0	0	0.0	0	0	0	
9/20	ATL	2	0	2	0	0	0	0	0	0	0.0	0	0	0		
9/24	WAS			Inactive (concussion)												
10/4	@BUF	3	1	4	0	0	0	0	0	0	0.0	0	0	0		
10/11	SF	4	2	6	1	2	0	0	0	0	0.0	0	0	0		
10/19	@PHI	4	0	4	0	0	0	0	0	0	0.0	0	0	0		
10/25	DAL	2	0	2	2	0	0	0	2	70	35.0	58ft	1	0		
11/1	@NO	7	0	7	1	0	0	0	1	2	2.0	2	0	0		
11/8	@TB	3	0	3	0	0	0	0	0	0	0.0	0	0	0		
11/15	NE															
11/29	@WAS															
12/6	NYJ															
12/14	@MIA															
12/20	CAR															
12/27	@MIN															
1/3	PHI															
Totals			32	3	34	5	2	1	0	3	72	24.0	58ft	1		

REGULAR SEASON

	GP	GS	TACKLES							INTERCEPTIONS				
			T	A	TOT	PD	FF	FR	NO	YDS	AVG	LG	TD	
2008 ARI	16	11	36	3	39	19	0	1	4	157	39.3	99†	1	
2009 ARI	16	16	48	2	50	25	3	0	6	77	12.8	49†	1	
2010 ARI	16	16	42	2	44	17	0	0	3	86	28.7	32†	2	
2011 PHI	13	3	25	3	28	6	0	0	0	0	0.0	0	0	
2012 PHI	16	16	43	8	51	16	0	0	3	14	4.7	14	0	
2013 DEN	15	13	25	6	31	14	0	0	3	75	25.0	75†	1	
2014 NYG	16	15	36	2	38	12	0	0	2	26	10.0	0	0	
2015 NYG	8	8	31	3	34	5	3	1	3	72	24.0	58†	1	
Totals	116	98	286	28	314	115	6	2	24	507	21.1	99†	6	

Additional statistics: 2008 – 5 special teams tackles, 1 field goal block; 2009 – 1 field goal block. 2011 – 1 special teams tackle; 2015– 1 fumble recovery for a touchdown.

POSTSEASON

	GP	GS	TACKLES							INTERCEPTIONS				
			T	A	TOT	PD	FF	FR	NO	YDS	AVG	LG	TD	
2008 ARI	4	4	19	2	21	9	0	0	2	19	9.5	19	0	
2009 ARI	2	2	5	0	5	2	0	0	1	-6	-6.0	-6	0	
2013 DEN	3	3	8	0	8	4	0	0	0	0	0.0	0	0	
Totals	9	9	32	2	34	15	0	0	3	13	4.3	19	0	

NFC Defensive Player of the Week: 2009 Week 5

RODGERS-CROMARTIE'S BESTS

(Single-Game Highs)

Tackles: 7, vs. Carolina, 11/26/12

Sacks: 1, last vs. Arizona, 11/13/11

Interceptions: 2, 3 times, last vs. Dallas, 10/25/15

Forced Fumbles: 1, 3 times, last vs. St. Louis, 12/27/09

RODGERS-CROMARTIE'S CAREER INTERCEPTIONS

Date	Opponent	Quarterback
11/23/08	at Seattle	Matt Hasselbeck (2)
12/7/08	vs. St. Louis	Marc Bulger*
12/28/08	vs. Seattle	Seneca Wallace
9/20/09	at Jacksonville	David Garrard
10/11/09	vs. Houston	Matt Schaub**
10/25/09	at Giants	Eli Manning
12/20/09	at Detroit	Duante Culpepper
12/20/09	at Detroit	Drew Stanton
12/27/09	St. Louis	Keith Null
10/10/10	vs. New Orleans	Drew Brees***
11/14/10	at Seattle	Charlie Whitehurst
12/25/10	vs. Dallas	Jon Kitna****
9/9/12	at Cleveland	Brandon Weeden (2)
9/30/12	vs. Giants	Eli Manning
9/15/13	at Giants	Eli Manning
10/27/13	vs. Washington	Robert Griffin III*****

Date	Opponent	Quarterback
12/22/13	at Houston	Matt Schaub
9/21/14	vs. Houston	Ryan Fitzpatrick
12/7/14	at Tennessee	Zach Mettenberger
10/25/15	vs. Dallas	Matt Cassel***** (2)
11/1/15	at New Orleans	Drew Brees

*Returned 99 yards for a touchdown

**Returned 49 yards for a touchdown

***Returned 28 yards for a touchdown

****Returned 32 yards for a touchdown

*****Returned 75 yards for a touchdown

*****Returned 58 yards for a touchdown

POSTSEASON

Date	Opponent	Quarterback
1/3/09	Atlanta	Matt Ryan
1/10/09	at Carolina	Jake Delhomme
1/10/10	Green Bay	Aaron Rodgers

74



GEOFF SCHWARTZ

GUARD

HEIGHT - 6-6

WEIGHT - 340

COLLEGE - OREGON

HIGH SCHOOL - PALISADES CHARTER (LOS ANGELES)

HOW ACQUIRED - FREE AGENT (2014)

NFL EXP. - 7TH YEAR

GIANTS EXP. - 2ND YEAR



NEW YORK FOOTBALL GIANTS

TRANSACTIONS:

- Originally a 7th round (241st pick overall) draft choice by the Carolina Panthers in 2008...Waived by Carolina on Aug. 31, 2008...Signed to Carolina's active roster on Jan. 28, 2009...Signed by the Minnesota Vikings on March 21, 2012...Signed by the Kansas City Chiefs on March 15, 2013...Signed by the Giants on March 12, 2014.

2015 Season Highlights:

- Started at right guard at Dallas (9/13).
- Started at right guard vs. Atlanta (9/20).
- Started at right guard vs. Washington (9/24)... Played a key role in an offensive line that did not allow 1 sack in the 63 offensive plays.
- Started at right guard at Buffalo (10/4).
- Started at right guard vs. San Francisco (10/11)... Part of an offensive line that did not allow a sack and helped the offense record a season-high 525 totals yards.
- Started at right guard at Philadelphia (10/19).
- Started at right guard vs. Dallas (10/25).
- Started at right guard at New Orleans (11/1)...Was part of an offensive line that helped the offense record 416 total net yards in 65 plays.
- Started at right guard at Tampa Bay (11/8)... Played a key role in an offensive line that helped the offense score on 7 out of 11 drives.

SCHWARTZ'S GAMES PLAYED/STARTED

REGULAR SEASON

	GP	GS
2009 CAR	16	3
2010 CAR	16	16
2011 CAR	Injured reserve	
2012 MIN	13	0
2013 KC	16	7
2014 NYG	2	2
2015 NYG	9	9
Totals	72	37

POSTSEASON

	GP	GS
2012 Min	1	0
2013 KC	1	1
Totals	2	1

93



NEW YORK FOOTBALL GIANTS

GEORGE SELVIE

DEFENSIVE END

HEIGHT - 6-4

WEIGHT - 270

COLLEGE - SOUTH FLORIDA

HIGH SCHOOL - PINE FOREST (PENSACOLA, FL)

NFL EXP. - 6TH YEAR

GIANTS EXP. - 1ST YEAR



TRANSACTIONS:

- Originally a 7th round (226th pick overall) draft choice by the St. Louis Rams in 2010...Waived by St. Louis on Sept. 3, 2011...Awarded off waivers to the Carolina Panthers on Sept. 4, 2011...Waived by Carolina on Oct. 5, 2011...Signed by the Jacksonville Jaguars on Nov. 15, 2011...Signed as a free agent by the Tampa Bay Buccaneers on April 2, 2013...Released by Tampa Bay on May 6, 2013...Signed by the Dallas Cowboys on July 25, 2013...Signed as a free agent by the Giants on March 20, 2015.

2015 Season Highlights:

- Recorded 3 tackles at Dallas (9/13).
- Started left defensive end vs. Atlanta (9/20) and registered 4 tackles (3 solo) and 1 QB hit.
- Started at right defensive end vs. Washington (9/24) and recorded 2 tackles (1 solo).
- Started at right defensive end and had 1 tackle at Buffalo (10/4).
- Inactive vs. San Francisco (10/11).
- Registered 3 tackles, including 1 for a loss, at Philadelphia (10/19).
- Recorded 6 tackles, 0.5 sacks and 3 QB hits vs. Dallas (10/25).
- Saw action on defense and special teams at New Orleans (11/1).
- Saw time on defense and special teams at Tampa Bay (11/8).

REGULAR SEASON

DATE	OPP	T	A	TT	SKS	FF	FR	STT
9/13	@DAL	1	2	3	0.0	0	0	0
9/20	ATL	3	1	4	0.0	0	0	0
9/24	WAS	1	1	2	0.0	0	0	0
10/4	@BUF	0	1	1	0.0	0	0	0
10/11	SF				Inactive (calf)			
10/19	@PHI	2	1	3	0.0	0	0	0
10/25	DAL	3	3	6	0.5	0	0	0
11/1	@NO	0	0	0	0.0	0	0	0
11/8	@TB	0	0	0	0.0	0	0	0
11/15	NE							
11/29	@WAS							
12/6	NYJ							
12/14	@MIA							
12/20	CAR							
12/27	@MIN							
1/3	PHI							
Totals		10	9	19	0.5	0	0	0

SELVIE'S CAREER SACKS (13.5)

Date	Opponent	Quarterback
10/3/10	Seattle	Matt Hasselbeck (0.5)
10/10/10	at Detroit	Shaun Hill
1/1/12	Indianapolis	Dan Orlovsky (0.5)
11/4/12	Detroit	Matthew Stafford
9/8/13	Giants	Eli Manning
9/22/13	St. Louis	Sam Bradford
9/29/13	at San Diego	Philip Rivers
10/20/13	at Philadelphia	Nick Foles (2.0)
11/3/13	Minnesota	Christian Ponder
12/15/13	Green Bay	Matt Flynn
10/12/14	at Seattle	Russell Wilson
11/23/14	at Giants	Eli Manning
12/28/14	at Washington	Robert Griffin III
10/25/15	vs. Dallas	Matt Cassel (0.5)

REGULAR SEASON

TACKLES	GP	GS	T	A	TOT	SKS	FF	FR
2010 STL	16	0	15	6	21	1.5	0	0
2011 CAR	4	0	1	0	1	0.0	0	0
2011 JAX	7	0	4	1	5	0.5	0	1
2012 JAX	9	0	13	17	30	1.0	0	0
2013 DAL	16	16	17	22	39	7.0	1	1
2014 DAL	6	13	19	11	30	3.0	1	1
2015 NYG	8	3	10	9	19	0.5	0	0
Totals	76	32	79	66	145	13.5	2	3

Additional Statistics: 2010 – 1 special teams tackle; 2011 – 2 special teams tackles; 2012 – 1 kickoff return (0 yards); 2013 – 1 passed defended; 2014 – 1 pass defended.

POSTSEASON

TACKLES	GP	GS	TOT	T	A	SKS	FF	FR
2014 DAL	2	2	6	2	4	0.0	0	0

55

ny

NEW YORK FOOTBALL GIANTS

J.T. THOMAS III

LINEBACKER

HEIGHT - 6-1

WEIGHT - 236

COLLEGE - WEST VIRGINIA

HIGH SCHOOL - BLANCHE ELY (POMPANO BEACH, FL)

HOW ACQUIRED - FREE AGENT (2015)

NFL EXP. - 5TH YEAR

GIANTS EXP. - 1ST YEAR



TRANSACTIONS:

- Originally a 6th round (195th pick overall) draft choice by the Chicago Bears in 2011...Waived by Chicago on Aug 31, 2013...Awarded off waivers to the Jacksonville Jaguars on Sept. 1, 2013...Signed as a free agent by the Giants on March 11, 2015.

2015 Season Highlights:

- Started at weak-side linebacker and recorded 4 tackles, including one for a loss, at Dallas (9/13).
- Started at weak-side linebacker vs. Atlanta (9/20) and registered 7 tackles.
- Started at weak-side linebacker vs. Washington (9/24) and recorded 1 tackle.
- Started at weak-side linebacker and had 3 tackles and 1 special teams tackle at Buffalo (10/4).
- Started at weak-side linebacker and registered 2 tackles vs. San Francisco (10/11).
- Started at weak-side linebacker and recorded 6 tackles (5 solo) at Philadelphia (10/19).
- Started at weak-side linebacker and registered 6 tackles (4 solo) vs. Dallas (10/25).
- Inactive at New Orleans (11/1) due to an ankle injury.
- Inactive at Tampa Bay (11/8) due to an ankle injury.

REGULAR SEASON

DATE	OPP	T	A	TT	SKS	FF	FR	STT
9/13	@DAL	3	1	4	0.0	0	0	0
9/20	ATL	3	4	7	0.0	0	0	0
9/24	WAS	1	0	1	0.0	0	0	0
10/4	@BUF	2	1	3	0.0	0	0	1
10/11	SF	2	0	2	0.0	0	0	0
10/19	@PHI	5	1	6	0.0	0	0	0
10/25	DAL	4	2	6	0.0	0	0	0
11/1	@NO							Inactive (ankle)
11/8	@TB							Inactive (ankle)
11/15	NE							
11/29	@WAS							
12/6	NYJ							
12/14	@MIA							
12/20	CAR							
12/27	@MIN							
1/3	PHI							
Totals		20	9	29	0.0	0	0	1

THOMAS III

REGULAR SEASON

TACKLES	GP	GS	T	A	TOT	SKS	FF	FR
2011 CHI			Injured Reserve					
2012 CHI	16	0	0	0	0	0.0	1	0
2013 JAX	15	2	12	5	17	0.0	1	0
2014 JAX	16	10	47	33	80	0.0	2	1
2015 NYG	7	7	20	9	29	0.0	0	0
Totals	54	18	79	47	126	0.0	4	1

Additional Statistics: 2012 – 6 special teams tackles; 2013 – 6 special teams tackles, 1 blocked punt; 2014 – 5 passes defended, 4 special teams tackles; 2014 – 1 special teams tackle.

27

ny

MYKKELE THOMPSON**SAFETY**

HEIGHT - 6-0

WEIGHT - 200

COLLEGE - TEXAS


HIGH SCHOOL - STEVENS (SAN ANTONIO)

HOW ACQUIRED - DRAFT, 5TH ROUND

(144TH PICK OVERALL)

NFL EXP. - 1ST YEAR

GIANTS EXP. - 1ST YEAR

**NEW YORK FOOTBALL GIANTS****CAREER NOTES:**

- Thompson played in 52 games with 31 starts at Texas... Career totals included 213 tackles (125 solo), 2 interceptions, a half-sack, 7 stops for losses of 14 yards... Added 9 tackles and 3 blocked kicks on special teams.

2015 Season Highlights:

- Was placed on IR after tearing his achilles tendon during the preseason game against Cincinnati.

THOMPSON**REGULAR SEASON**

2015 NYG

GP GS T

TACKLESA TOT PD FF FR
Injured Reserve**INTERCEPTIONS**

NO YDS AVG LG TD

45

ny

WILL TYE

TIGHT END

HEIGHT - 6-2

WEIGHT - 262

COLLEGE - STONY BROOK

HIGH SCHOOL - SALISBURY (SALISBURY, CT)

HOW ACQUIRED - FREE AGENT (2015)

NFL EXP. - 1ST YEAR

GIANTS EXP. - 1ST YEAR



NEW YORK FOOTBALL GIANTS

TRANSACTIONS:

- Originally signed as a rookie free agent by the Giants on May 11, 2015...Signed to the practice squad on Sept. 7, 2015...Was activated to the 53-man roster on Oct. 3, 2015.

2015 SEASON HIGHLIGHTS:

- Saw action at tight end in first NFL career game at Buffalo (10/4).
- Recorded 4 receptions for 48 yards vs. San Francisco (10/11)...His first NFL career reception was a 12-yard pass from Manning during the drive the gave the Giants their 1st touchdown of the game.
- Had his first career start and registered 2 receptions for 22 yards, including a long of 17, at Philadelphia (10/19).
- Saw time at tight end vs. Dallas (10/25).
- Had 2 receptions for 7 yards at New Orleans (11/1).
- Started at tight end at Tampa Bay (11/8) and had 2 receptions for 19 yards.

RECEIVING

DATE	OPP.	NO.	YDS	AVG.	LG	TD
9/13	@DAL					
9/20	ATL					
9/24	WAS					
10/4	@BUF	0	0	0.0	0	0
10/11	SF	4	48	12.0	18	0
10/19	@PHI	2	22	11.0	17	0
10/25	DAL	0	0	0.0	0	0
11/1	@NO	2	7	3.5	7	0
11/8	@TB	2	19	9.5	15	0
11/15	NE					
11/29	@WAS					
12/6	NYJ					
12/14	@MIA					
12/20	CAR					
12/27	@MIN					
1/3	PHI					
Totals		10	96	9.6	18	0

TYE

REGULAR SEASON

RECEIVING	GP	GS	NO	YDS	AVG	LG	TD
2015 NYG	6	2	10	96	9.6	18	0

47

ny

JANI' UNGA

LINEBACKER

HEIGHT - 6-1

WEIGHT - 233

COLLEGE - BYU

HIGH SCHOOL - KAHUKU (KAHUKU, HI)

HOW ACQUIRED - FREE AGENT (2015)

NFL EXP. - 1ST YEAR

GIANTS EXP. - 1ST YEAR



NEW YORK FOOTBALL GIANTS

TRANSACTIONS:

- Originally signed to the Giants' practice squad on Dec. 23, 2014. . Signed to a reserve/future contract by the Giants on Dec. 29, 2014.

2015 SEASON HIGHLIGHTS:

- Started at middle linebacker at Dallas (9/13) and led the team with 12 tackles (10 solo) and 1 pass defended... Intercepted a pass by QB Tony Romo in the second quarter, which led to a field goal by Josh Brown and a lead of 13-6 at the half for the Giants.
- Started at middle linebacker vs. Atlanta (9/20) and recorded 5 tackles, 1 QB hit and 1 pass defended.
- Recorded 9 tackles (6 solo), 1 interception, 1 forced fumble and 2 passes defended vs. Washington (9/24).
- Registered 2 tackles at Buffalo (10/4).
- Led the team with 7 tackles, including 2 for a loss, vs. San Francisco (10/11)...Due to injury to Beason in the first quarter, Unga saw 96 percent of the snaps on the defense.
- Started at right defensive end vs. Philadelphia (10/19) and led the team for the second week in a row with 7 tackles (6 solo) and 1 forced fumble.
- Inactive vs. Dallas (10/25) due to neck injury.
- Registered 5 tackles (3 solo) at New Orleans (11/1).
- Inactive at Tampa Bay (11/8) due to neck injury.

REGULAR SEASON

DATE	OPP	T	A	TT	SKS	FF	FR	INT
9/13	@DAL	10	2	12	0.0	0	0	1
9/20	ATL	1	4	5	0.0	0	0	0
9/24	WAS	6	3	9	0.0	1	0	1
10/4	@BUF	1	1	2	0.0	0	0	0
10/11	SF	7	0	7	0.0	0	0	0
10/19	@PHI	6	1	7	0.0	1	0	0
10/25	DAL				Inactive (neck)			
11/1	@NO	3	2	5	0.0	0	0	0
11/8	@TB				Inactive (neck)			
11/15	NE							
11/29	@WAS							
12/6	NYJ							
12/14	@MIA							
12/20	CAR							
12/27	@MIN							
1/3	PHI							
Totals		34	13	47	0.0	2	0	2

UNGA

REGULAR SEASON

TACKLES	GP	GS	T	A	TOT	SKS	FF	FR
2015 NYG	7	3	34	13	47	0.0	2	0

Additional Statistics: 2015 – 2 interceptions [at Dallas (9/13); vs. Washington (9/24)]

34



SHANE VEREEN

RUNNING BACK

HEIGHT - 5-10

WEIGHT - 205

COLLEGE - CALIFORNIA

HIGH SCHOOL - VALENCIA (CA)

HOW ACQUIRED - FREE AGENT (2015)

NFL EXP. - 5TH YEAR

GIANTS EXP. - 1ST YEAR



NEW YORK FOOTBALL GIANTS

TRANSACTIONS:

- Originally a 2nd round (56th pick overall) draft choice by the New England Patriots in 2011...Signed as a free agent by the Giants on March 12, 2015.

2015 Season Highlights:

- Recorded 3 rushes for 14 yards and 5 receptions for 44 yards at Dallas (9/13).
- Registered 6 rushes for 19 yards and 8 catches for 76 yards vs. Atlanta (9/20).
- Recorded 6 carries for 23 yards vs. Washington (9/24)...Returned an onside kick for 4 yards in the fourth quarter.
- Had 5 carries for 21 yards and 1 kickoff return for 25 yards vs. Buffalo (10/4).
- Recorded 5 rushes for 24 yards and 8 receptions for 86 yards, including his first touchdown reception of the season, vs. San Francisco (10/11)...Made a crucial 24-yard reception for the Giants in the game-winning drive...Also returned 2 kickoffs for 44 yards.
- Had 1 catch for 6 yards and 1 kickoff return for 24 yards at Philadelphia (10/19).
- Led the team with 56 rushing yards on 4 carries, including a career-long 39-yard rush, and had 1 reception for 6 yards vs. Dallas (10/25).
- Recorded 8 catches for 60 yards, including a 2-yard touchdown reception at New Orleans (11/1)...Also added

2 carries for 3 yards, and 2 kickoff returns for 82 yards, including a long of 46 yards.

- Registered 4 catches for 29 yards, including a 4-yard touchdown, and 6 rushes for 14 yards at Tampa Bay (11/8).

DATE	OPP	RUSHING					RECEIVING				
		ATT	YDS	AVG	LG	TD	NO	YDS	AVG	LG	TD
9/13	@DAL	3	14	4.7	7	0	4	46	11.5	19	0
9/20	ATL	6	19	3.2	12	0	8	76	9.5	37	0
9/24	WAS	6	23	3.8	5	0	0	0	0.0	0	0
10/4	@BUF	5	21	4.2	7	0	0	0	0.0	0	0
10/11	SF	5	24	4.8	10	0	8	86	10.8	24	1
10/19	@PHI	4	0	0.0	0	0	1	6	6.0	6	0
10/25	DAL	4	56	14.0	39	0	1	6	6.0	6	0
11/1	@NO	2	3	1.5	7	0	8	60	7.5	24	1
11/8	@TB	6	14	2.3	8	0	4	29	7.3	10	1
11/15	NE										
11/29	@WAS										
12/6	NYJ										
12/14	@MIA										
12/20	CAR										
12/27	@MIN										
1/3	PHI										
Totals		41	174	4.2	39	0	34	309	9.1	37	3

REGULAR SEASON

RUSHING

	GP	GS	ATT	YDS	AVG	LG	TD
2011 NE	5	0	15	57	3.8	19	1
2012 NE	13	1	62	251	4.0	16	3
2013 NE	8	1	44	208	4.7	21	1
2014 NE	16	6	96	391	4.1	19	2
2015 NYG	9	0	41	174	4.2	39	0
Totals	51	8	258	1,081	4.2	39	7

RECEIVING

	NO	YDS	AVG	LG	TD
2011 NE	0	0	0.0	0	0
2012 NE	8	149	18.6	83t	1
2013 NE	47	427	9.1	50	3
2014 NE	52	447	8.6	49t	3
2015 NYG	34	309	9.1	37	3
Totals	141	1332	9.4	83t	10

Additional Statistics: 2013 – 3 kickoff returns for 66 yards; 2015 – 7 kickoff returns for 179 yards.

POSTSEASON

RUSHING

	GP	GS	ATT	YDS	AVG	LG	TD
2012 NE	2	0	11	57	5.2	22	1
2013 NE	2	1	9	51	5.7	11	0
2014 NE	3	2	6	21	3.5	7	0
Totals	7	3	26	129	5.0	22	1

RECEIVING

	NO	YDS	AVG	LG	TD
2012 NE	7	105	15.0	33t	2
2013 NE	7	75	10.7	24	0
2014 NE	18	144	8.0	30	0
Totals	32	324	10.1	33	2

31

ny

NEW YORK FOOTBALL GIANTS

TREVIN WADE

DEFENSIVE BACK

HEIGHT - 5-10

WEIGHT - 190

COLLEGE - ARIZONA

HIGH SCHOOL - STONY POINT (ROUND ROCK, TX)

HOW ACQUIRED - FREE AGENT (2015)

NFL EXP. - 4TH YEAR

GIANTS EXP. - 1ST YEAR



TRANSACTIONS:

- Originally a 7th round (245th pick overall) draft choice by the Cleveland Browns in 2012...Waived by Cleveland on Aug. 28, 2013...Signed by the New Orleans Saints on Nov. 18, 2013...Waived by New Orleans on Aug. 30, 2014...Signed to New Orleans' practice squad on Aug. 31, 2014...Waived from New Orleans' practice squad on Sept. 16, 2014...Signed to the Detroit Lions' practice squad on Nov. 3, 2014...Signed by the Giants on Jan. 13, 2015.

2015 Season Highlights:

- Saw time on special teams at Dallas (9/13).
 - Saw action on special teams vs. Atlanta (9/20).
 - Recorded 2 solo tackles and 1 forced fumble vs. Washington (9/24)...His forced fumble resulted in a touchback in the fourth quarter ending the Redskins' 73-yard drive...Also had 1 special teams tackle.
 - Saw time on defense and special teams at Buffalo (10/4).
 - Registered 3 tackles (2 solo) and 1 pass defended vs. San Francisco (10/11).
 - Had his first career start and recorded a season-high 6 tackles (4 solo) at Philadelphia (10/19).
 - Recorded 6 tackles (5 solo) and 1 special teams tackle

vs. Dallas (10/25).

- Registered 5 tackles (4 solo), including 1 for a loss, at New Orleans (11/1).
 - Recorded 2 tackles, 1 QB hit, and 2 fumble recoveries, including 1 for a touchdown, at Tampa Bay (11/8)...In the 4th quarter with 13 seconds left on the clock, Tampa Bay tried to continue the play when Charles Sims threw a lateral pass to Mike Evans who fumbled it and Wade returned 5 yards for a touchdown.

REGULAR SEASON

DATE	OPP	T	TACKLES						INTERCEPTIONS					LG	TD
			A	TOT	PD	FF	FR	STT	NO	YDS	AVG				
9/13	@DAL	0	0	0	0	0	0	1	0	0	0.0	0	0	0	
9/20	ATL	0	0	0	0	0	0	0	0	0	0.0	0	0	0	
9/24	WAS	2	0	2	0	1	0	1	0	0	0.0	0	0	0	
10/4	@BUF	0	0	0	0	0	0	0	0	0	0.0	0	0	0	
10/11	SF	2	1	3	1	0	0	0	0	0	0.0	0	0	0	
10/19	@PHI	4	2	6	0	0	0	0	0	0	0.0	0	0	0	
10/25	DAL	5	1	6	0	0	0	1	0	0	0.0	0	0	0	
11/1	@NO	4	1	5	0	0	0	0	0	0	0.0	0	0	0	
11/8	@TB	2	0	2	0	0	2	0	0	0	0.0	0	0	0	
11/15	NE														
11/29	@WAS														
12/6	NYJ														
12/14	@MIA														
12/20	CAR														
12/27	@MIN														
1/3	PHI														
Totals			19	5	24	1	1	2	3	0	0	0.0	0	0	

REGULAR SEASON

	GP	GS	TACKLES						INTERCEPTIONS				
			T	A	TOT	PD	FF	FR	NO	YDS	AVG	LG	TD
2012 CLE	13	0	8	3	11	1	0	0	0	0	0.0	0	0
2013 NO	2	0	0	0	0	1	0	0	0	0	0.0	0	0
2015 NYG	8	1	19	5	24	1	1	2	0	0	0.0	0	0
Totals	24	1	27	8	35	3	1	2	0	0	0	0	0

Additional Statistics: 2012 – 6 special teams tackles; 2015 – 3 special teams tackles and a fumble recovery for a touchdown (11/8).

POSTSEASON

	GP	GS	TACKLES						INTERCEPTIONS				
			T	A	TOT	PD	FF	FR	NO	YDS	AVG	LG	TD
2013 NO	2	0	1	2	3	0	0.0	0	0	0.0	0	0	

Additional Statistics: 2013 – 1 special teams tackle.

19

ny

MYLES WHITE**WIDE RECEIVER**

HEIGHT - 6-0

WEIGHT - 190

COLLEGE - LOUISIANA TECH

HIGH SCHOOL STEVENSON (LIVONIA, MI)

HOW ACQUIRED - FREE AGENT (2015)

NFL EXP. - 3RD YEAR

GIANTS EXP. - 1ST YEAR

**NEW YORK FOOTBALL GIANTS****TRANSACTIONS:**

- Originally signed as a rookie free agent with the Packers on May 10, 2013...Played in 7 games as a rookie before sustaining a knee injury, which placed him on IR... Was cut by Green Bay on Sept. 7, 2015...Signed to the Giants' practice squad on Sept. 10, 2015...Was activated to the 53-man roster on Oct. 7, 2015.

2015 Season Highlights:

- Saw action on offense vs. San Francisco (10/11).
- Saw time on offense and special teams at Philadelphia (10/19).
- Saw time on offense and special teams vs. Dallas (10/25)...Recovered a muffed catch by Cowboys' Cole Beasley at the 1:36 minute mark in the 4th quarter to clinch the win for the Giants.
- Saw time on offense and special teams and recorded his first reception of the season for 8 yards at New Orleans (11/1).
- Had 1 catch for 3 yards at Tampa Bay (11/8).

RECEIVING

DATE	OPP.	NO.	YDS	AVG.	LG	TD
9/13	@DAL					
9/20	ATL					
9/24	WAS					
10/4	@BUF					
10/11	SF	0	0	0.0	0	0
10/19	@PHI	0	0	0.0	0	0
10/25	DAL	0	0	0.0	0	0
11/1	@NO	1	8	8.0	8	0
11/8	@TB	1	3	3.0	3	0
11/15	NE					
11/29	@WAS					
12/6	NYJ					
12/14	@MIA					
12/20	CAR					
12/27	@MIN					
1/3	PHI					
Totals		2	11	5.5	8	0

REGULAR SEASON

RECEIVING	GP	GS	NO	YDS	AVG	LG	TD
2013 GB	7	0	9	66	7.3	15	0
2014 GB	0	0	0	0	0.0	0	0
2015 NYG	5	0	2	11	5.5	8	0
TOTAL	12	0	11	77	7.0	15	0

WHITE

49

ny

NEW YORK FOOTBALL GIANTS

NIKITA WHITLOCK

FULLBACK

HEIGHT - 5-10

WEIGHT - 250

COLLEGE - WAKE FOREST

HIGH SCHOOL WYLIE (WYLIE, TX)

HOW ACQUIRED - FREE AGENT (2014)

NFL EXP. - 2ND YEAR

GIANTS EXP. - 2ND YEAR



TRANSACTIONS:

- Originally signed as a rookie free agent by the Cincinnati Bengals on May 12, 2014... Waived by Cincinnati on Aug. 30, 2014...Signed to the Dallas Cowboys' practice squad on Sept. 1, 2014...Practice squad contract terminated on Sept. 10, 2014...Re-signed to Dallas' practice squad on Sept. 17, 2014...Terminated on Nov. 4, 2014...Signed to the Giants' practice squad on Dec. 17, 2014...Signed to a reserve/future contract by the Giants on Dec. 29, 2014.

2015 Season Highlights:

- Saw action on offense and special teams at Dallas (9/13).
 - Saw time on offense and special teams vs. Atlanta (9/20).
 - Saw action on offense, defense and special teams vs. Washington (9/24) and recorded 1 QB hit.
 - Saw action on offense, defense and special teams at Buffalo (10/4)...In just 8 snaps on defense, recorded 2

tackles and sacked Tyrod Taylor for 14 yards.

- Started at fullback and also saw time on defense and special teams vs. San Francisco (10/11).
 - Saw time on offense, defense and special teams at Philadelphia (10/19) and had 1 QB hit and 1 special teams tackle.
 - Saw time on offense, defense and special teams vs. Dallas (10/25).
 - Started at fullback and also saw action on defense and special teams at New Orleans (11/1).
 - Started at fullback and also saw time on defense at special teams at Tampa Bay (11/8).

DATE	OPP.	RUSHING					RECEIVING				
		ATT	YDS	AVG	LG	TD	NO	YDS	AVG	LG	TD
9/13	@DAL	0	0	0.0	0	0	0	0	0.0	0	0
9/20	ATL	0	0	0.0	0	0	0	0	0.0	0	0
9/24	WAS	0	0	0.0	0	0	0	0	0.0	0	0
10/4	@BUF	0	0	0.0	0	0	0	0	0.0	0	0
10/11	SF	0	0	0.0	0	0	0	0	0.0	0	0
10/19	@PHI	0	0	0.0	0	0	0	0	0.0	0	0
10/25	DAL	0	0	0.0	0	0	0	0	0.0	0	0
11/1	@NO	0	0	0.0	0	0	0	0	0.0	0	0
11/8	@TB	0	0	0.0	0	0	0	0	0.0	0	0
11/15	NE										
11/29	@WAS										
12/6	NYJ										
12/14	@MIA										
12/20	CAR										
12/27	@MIN										
1/3	PHI										
Totals		0	0	0.0	0	0	0	0	0.0	0	0

WHITLOCK

REGULAR SEASON

RUSHING

2015 NYG	GP	GS	RUSHING				RECEIVING					
			ATT	YDS	AVG	LG	TD	NO	YDS	AVG	LG	TD
2015 NYG	9	3	0	0	0.0	0	0	0	0	0.0	0	0

44

ny

ANDRE WILLIAMS

RUNNING BACK

HEIGHT - 5-11

WEIGHT - 230

COLLEGE - BOSTON COLLEGE

HIGH SCHOOL - PARKLAND (ALLENTOWN, PA)

HOW ACQUIRED - DRAFT (4TH ROUND, 2014)

NFL EXP. - 2ND YEAR

GIANTS EXP. - 2ND YEAR



NEW YORK FOOTBALL GIANTS

TRANSACTIONS:

- Originally a 4th round (113th pick overall) draft choice by the Giants in 2014.

(11/1).

- Recorded 7 carries for 30 yards and 1 reception for 7 yards at Tampa Bay (11/8).

2015 Season Highlights:

- Recorded 6 rushes for 14 yards at Dallas (9/13).
- Registered 6 rushes for 43 yards, including a long run of 35, vs. Atlanta (9/20).
- Recorded 14 carries for 29 yards and 1 touchdown vs. Washington (9/24).
- Registered 11 carries for 35 yards, including 2 of the 4 for first downs by rushing, at Buffalo (10/4)...Also ran for the two-point conversion in the fourth quarter to give the Giants the 24-10 win.
- Saw action at running back vs. San Francisco (10/11).
- Had 5 carries for 6 yards at Philadelphia (10/19).
- Registered 4 carries for 13 yards vs. Dallas (10/25).
- Recorded 5 carries for 7 yards at New Orleans

DATE	OPP.	RUSHING						RECEIVING				
		ATT	YDS	AVG	LG	TD	NO	YDS	AVG	LG	TD	
9/13	@DAL	6	14	2.3	5	0	0	0	0.0	0	0	
9/20	ATL	6	43	7.2	35	0	0	0	0.0	0	0	
9/24	WAS	14	29	2.1	11	1	0	0	0.0	0	0	
10/4	@BUF	11	35	3.2	9	0	0	0	0.0	0	0	
10/11	SF	3	0	0.0	2	0	0	0	0.0	0	0	
10/19	@PHI	5	6	1.2	3	0	0	0	0.0	0	0	
10/25	DAL	4	13	3.3	5	0	0	0	0.0	0	0	
11/1	@NO	5	7	1.4	4	0	0	0	0.0	0	0	
11/8	@TB	7	30	4.3	11	0	1	7	7.0	7	0	
11/15	NE											
11/29	@WAS											
12/6	NYJ											
12/14	@MIA											
12/20	CAR											
12/27	@MIN											
1/3	PHI											
Totals		61	177	2.9	35	1	1	7	7.0	7	0	

WILLIAMS

REGULAR SEASON
RUSHING

	GP	GS	ATT	YDS	AVG	LG	TD
2014 NYG	16	7	217	721	3.3	50+	7
2015 NYG	9	0	61	177	2.9	35	1
Totals	25	7	278	898	3.2	50+	8

RECEIVING

	NO	YDS	AVG	LG	TD
2014 NYG	18	130	7.2	24	0
2015 NYG	1	7	7.0	7	0
Totals	19	137	7.2	24	0

9

ny

BRAD WING**PUNTER****HEIGHT - 6-3****WEIGHT - 205****COLLEGE - LSU****HIGH SCHOOL -PARKVIEW BAPTIST (LA)****HOW ACQUIRED - TRADE (2015)****NFL EXP. - 2ND YEAR****GIANTS EXP. - 1ST YEAR****NEW YORK FOOTBALL GIANTS****TRANSACTIONS:**

- Originally signed with the Philadelphia Eagles as an undrafted rookie free agent on April 29, 2013...Released by the Eagles on Aug. 25, 2013...Signed a Reserve/Future contract with the Pittsburgh Steelers on Jan. 3, 2014...Traded to the Giants from Pittsburgh on Sept. 4, 2015 for a conditional seventh-round selection in the 2016 NFL Draft.

2015 Season Highlights:

- Punted 4 times for 179 yards (44.8 avg.) with a long of 63 yards at Dallas (9/13)...Had 3 inside the 20.
 - Punted 4 times for 164 yards (41.0 avg.) vs. Atlanta (9/20)...Had 3 inside the 20 for the second game in a row.
 - Punted 4 times for 171 yards (42.8 avg.) with a long of 45 yards vs. Washington (9/24)...Had 2 inside the 20.

- Punted 8 times for 355 yards (44.4 avg.) with a long of 55 yards at Buffalo (10/4)...Had 4 inside the 20.
 - Punted 2 times for 90 yards (45.0 avg.) with a long of 55 yards vs. San Francisco (10/11)...Had 1 inside the 20 and still leads the NFL with the most punts inside the 20.
 - Punted 8 times for 339 yards (42.4 avg.) and had 2 inside the 20 at Philadelphia (10/19).
 - Punted 5 times for 235 yards (47.0 avg.) and had 1 inside the 20 and 2 touchbacks vs. Dallas (10/25).
 - Punted 4 times for 212 yards (53.0 avg.) and had 1 inside the 20 and 1 touchback at New Orleans (11/1).
 - Had only 1 64-yard punt, which landed on Buccaneers's own 13 yard line, at Tampa Bay (11/8).

REGULAR SEASON

DATE	OPP	NO	YDS	AVG	NET	TB	IN 20	LG	BL
9/13	@DAL	4	179	44.8	45.5	0	3	63	0
9/20	ATL	4	164	41.0	38.5	0	3	47	0
9/24	WAS	4	171	42.8	40.3	0	2	45	0
10/4	@BUF	8	355	44.4	41.9	0	4	55	0
10/11	SF	2	90	45.0	37.0	0	1	55	0
10/19	@PHI	8	339	42.4	39.3	0	2	51	0
10/25	DAL	5	235	47.0	37.6	2	1	53	0
11/1	@NO	4	212	53.0	40.5	1	1	62	0
11/8	@TB	1	64	64.0	63.0	0	1	64	0
11/15	NE								
11/29	@WAS								
12/6	NYJ								
12/14	@MIA								
12/20	CAR								
12/27	@MIN								
1/3	PHI								
Totals		40	1,809	45.2	40.8	3	18	64	0

WING**REGULAR SEASON**

	G/S	NO	YDS	AVG	NET	TB	IN 20	LG	BL
2014 PIT	16/0	61	2,667	43.7	38.8	4	20	74	0
2015 NYG	9/0	40	1,809	45.2	40.8	3	18	64	0
Totals	25/0	101	4,477	44.3	39.6	7	38	74	0

POSTSEASON

	G/S	NO	YDS	AVG	NET	TB	IN 20	LG	BL
2014 PIT	1/0	3	115	38.3	38.3	0	2	48	0

72

ny

KERRY WYNN**DEFENSIVE END**

HEIGHT - 6-5

WEIGHT - 264

COLLEGE - RICHMOND

HIGH SCHOOL - LOUIS COUNTRY (VA)

HOW ACQUIRED - FREE AGENT (2014)

NFL EXP. - 2ND YEAR

GIANTS EXP. - 2ND YEAR

**NEW YORK FOOTBALL GIANTS****TRANSACTIONS:**

- Originally signed as a rookie free agent by the Giants on May 12, 2014.

2015 Season Highlights:

- Recorded 2 tackles at Dallas (9/13).
- Registered 4 tackles vs. Atlanta (9/20).
- Had his first career start at left defensive end vs. Washington (9/24) and recorded 8 tackles (3 solo).
- Started at left defensive end at Buffalo (10/4) and led the team with 8 tackles (7 solo).
- Started at left defensive end and registered 4 tackles, including 1 for a loss, and 1 QB hit vs. San Francisco (10/11).
- Started at left defensive end and recorded 3 tackles, including 1 for a loss, and 1 pass defensed at Philadelphia (10/19).
- Registered 6 tackles vs. Dallas (10/25).
- Started at left defensive end and 5 tackles, including 1 for a loss, at New Orleans (11/1).
- Had 1 tackle at Tampa Bay (11/8).

REGULAR SEASON

DATE	OPP	T	A	TT	SKS	FF	FR	STT
9/13	@DAL	2	0	2	0.0	0	0	0
9/20	ATL	4	0	4	0.0	0	0	0
9/24	WAS	3	5	8	0.0	0	0	0
10/4	@BUF	7	1	8	0.0	0	0	0
10/11	SF	1	3	4	0.0	0	0	0
10/19	@PHI	3	0	3	0.0	0	0	0
10/25	DAL	3	3	6	0.0	0	0	0
11/1	@NO	3	2	5	0.0	0	0	0
11/8	@TB	1	0	1	0.0	0	0	0
11/15	NE							
11/29	@WAS							
12/6	NYJ							
12/14	@MIA							
12/20	CAR							
12/27	@MIN							
1/3	PHI							
Totals		27	14	41	0.0	0	0	0

WYNN**REGULAR SEASON**

TACKLES	GP	GS	T	A	TOT	SKS	FF	FR	INT
2014 NYG	5	0	12	4	16	1.5	1	1	1
2015 NYG	9	5	27	14	41	0.0	0	0	0
Totals	14	5	39	18	57	1.5	1	1	1

GAME SUMMARIES



GAME 1



GIANTS AT COWBOYS SEPTEMBER 13, 2015 COWBOYS 27, GIANTS 26



For the fifth year in row, the Giants dropped their opening game, as they fell to the Dallas Cowboys in AT&T Stadium, 27-26. Tight end Jason Witten scored the game-winning touchdown on an 11-yard pass from Tony Romo with only 7 seconds remaining in the game.

The score was Witten's second in the final 5:08, as the Giants were unable to hold onto a 10-point fourth-quarter lead and lost their fifth consecutive game to the Cowboys.

Romo completed 36 of 45 passes for 356 yards, 3 touchdowns, and was not sacked. The Giants gained just 289 yards owned the ball for only 22:50. Eli Manning completed 20 of 36 passes for 193 yards, with no touchdowns nor interceptions.

The visitors scored on cornerback Dominique Rodgers-Cromartie's 57-yard fumble return, Rashad Jennings' 1-yard touchdown run, and 4 Josh Brown field goals (from 50, 40, 30 and 19 yards).

The Giants led in the fourth quarter, 23-13, when the game began turning away. Romo led the Cowboys on a 6-play, 76-yard drive that included four completed passes of at least 15 yards, plus the 1-yards score to Witten. On the next series, the Giants drove to Dallas' 4-yard line. But they had to settle for a short field goal and a 6-point lead.

With no timeouts, the Cowboys quickly traveled 72 yards in 6 plays. Despite difficult handling the snap, Romo found Witten at the goal line for the winning score.

	1	2	3	4	OT	F
GIANTS	3	10	3	10	0	26
COWBOYS	3	3	7	14	0	27

SCORING SUMMARY

Team	Qtr	Time	Play Description (Extra Point) (Drive Info)	Visitor	Home
Cowboys	1	4:33	D.Bailey 21 yd. Field Goal (17-79,10:27)	0	3
Giants	1	1:58	J.Brown 50 yd. Field Goal (8-48, 2:35)	3	3
Cowboys	2	5:31	D.Bailey 32 yd. Field Goal (9-49, 5:22)	3	6
Giants	2	0:56	D.Rodgers-Cromartie 57 yd. fumble return (J.Brown kick)	10	6
Giants	2	0:14	J.Brown 40 yd. Field Goal (6-14, 0:32)	13	6
Giants	3	9:48	J.Brown 30 yd. Field Goal (12-68, 5:12)	16	6
Cowboys	3	4:01	G.Escobar 2 yd. pass from T.Romo (D.Bailey kick) (9-80, 5:47)	16	13
Giants	4	8:01	R.Jennings 1 yd. run (J.Brown kick) (1-1, 0:08)	23	13
Cowboys	4	5:08	J.Witten 1 yd. pass from T.Romo (D.Bailey kick) (6-76, 2:53)	23	20
Giants	4	1:34	J.Brown 19 yd. Field Goal (13-79, 3:34)	26	20
Cowboys	4	0:07	J.Witten 11 yd. pass from T.Romo (D.Bailey kick) (6-72, 1:27)	26	27

TEAM STATS

	Giants	Cowboys
FIRST DOWNS	18	27
FIRST DOWN (RUSH)	6	4
FIRST DOWN (PASS)	10	21
FIRST DOWN (PENALTY)	2	2
TOTAL YDS	289	46
RUSHES-YDS	24-99	23-88
AVG. RUSH GAIN	4.1	3.5
PASS-COMP-ATT-INT	36-20-0	45-36-2
PASSINGS YDS	190	356
KICKOFFS	7	6
PUNTS-AVG.	4-44.8	2-53.5
RETURN YDS.	23	-3
PENALTIES-YARDS	5-44	3-35
FUMBLES-LOST	0-0	3-1
TOUCHDOWNS	2	3
RUSHING TDS	1	0
PASSING TDS	0	3
FUMBLES	1	0
EXTRA POINTS-ATTEMPTS	2-2	3-3
FG MADE-ATT	4-4	2-2
RED ZONE EFF	25%	60%
TIME OF POSSESSION	22:50	37:10

TOP INDIVIDUAL PERFORMANCES

	Giants	Cowboys
Rushing Yards	Jennings - 52	Randle - 65
Receiving Yards	Vereen - 46	Dunbar - 70
Passing Yards	Manning - 193	Romo - 356
Touchdowns	Jennings - 1	Witten - 2
Field Goals (long)	Brown - 4 (50)	Bailey - 2 (32)
Tackles (solo)	'Unga - 12 (10)	Lee - 9 (7)
Sacks	-	Crawford - 1.0
Interceptions	McBride - 1	-
	'Unga	

GAME 2



GIANTS VS. FALCONS

SEPTEMBER 20, 2015

FALCONS 24, GIANTS 20



The Giants lost their fourth consecutive home opener, 24-20, to the Atlanta Falcons. The Falcons outscored the Giants in the final quarter, 14-0, as the Giants fell to 0-2 for the third consecutive season. The game included 135 offensive plays, and little debate which one provided the game-changing moment.

It occurred with 4:27 remaining in the third quarter. The Giants led, 20-10, and had a third-and-two at Atlanta's eight-yard line. They were on the doorstep of scoring a touchdown that would have expanded their lead to 17 points, or at worst, kicking a field goal to make it a 13-point game.

The Giants did neither. Eli Manning was sacked by Kroy Biermann, who forced a fumble that was recovered by Paul Soliai at the nine. The Falcons promptly drove 91 yards to make it 20-17 on Marr Ryan's 10-yard scoring pass to Leonard Hankerson. They later took the lead with just 1:14 remaining on Devonta Freeman's two-yard touchdown run. The final score was set up by the last of Julio Jones' 13 receptions, a 37-yarder to the two.

Manning threw two touchdown passes for the Giants, a 67-yarder to Odell Beckham Jr. and a 10-yarder to Larry Donnell. The Giants also scored on a pair of Josh Brown kicked field goals, from 38 and 44 yards.

Manning completed 27 of 40 passes for 292 yards and no interceptions. Atlanta quarterback Matt Ryan hit 30 of 46 passes for 363 yards. He also did not throw a pick.

	1	2	3	4	OT	F
FALCONS	7	3	0	14	0	24
COWBOYS	0	13	7	0	0	20

SCORING SUMMARY

Team	Qtr	Time	Play Description (Extra Point) (Drive Info)	Visitor	Home
Falcons	1	0:34	T.Coleman 1 yd. run (M.Bryant kick) (13-86, 4:19)	7	0
Giants	2	10:06	J.Brown 38 yd. Field Goal (10-45, 5:28)	7	3
Falcons	2	4:46	M.Bryant 42 yd. Field Goal (11-56, 5:20)	10	3
Giants	2	3:19	O.Beckham Jr. 67 yd. pass from E.Manning (J.Brown kick) (4-80, 1:27)	10	10
Giants	2	0:02	J.Brown 44 yd. Field Goal (6-30, 0:56)	10	13
Giants	3	10:53	L.Donnell 10 yd. pass from E.Manning (J.Brown kick) (9-69, 4:07)	10	20
Falcons	4	12:39	L.Hankerson 10 yd. pass from M.Ryan (M.Bryant kick) (12-91, 6:36)	17	20
Falcons	4	1:14	D.Freeman 2 yd. run (M.Bryant kick) (7-70, 1:58)	24	20

TEAM STATS

	Falcons	Giants
FIRST DOWNS	25	19
FIRST DOWN (RUSH)	5	6
FIRST DOWN (PASS)	19	12
FIRST DOWN (PENALTY)	1	1
TOTAL YDS	402	388
RUSHES-YDS	22-56	23-97
AVG. RUSH GAIN	2.5	4.2
PASS-COMP-ATT-INT	30-46-0	27-40-0
PASSINGS YDS	346	291
KICKOFFS	5	5
PUNTS-AVG.	5-54.6	4-41.0
RETURN YDS.	10	66
PENALTIES-YARDS	6-65	6-35
FUMBLES-LOST	0-0	2-1
TOUCHDOWNS	3	2
RUSHING TDS	2	0
PASSING TDS	1	2
EXTRA POINTS-ATTEMPTS	3-3	2-2
FG MADE-ATT	1-1	2-2
RED ZONE EFF	100%	25%
TIME OF POSSESSION	31:35	28:25

TOP INDIVIDUAL PERFORMANCES

	Falcons	Giants
Rushing Yards	Coleman - 32	Williams - 43
Receiving Yards	J.Jones - 135	Beckham - 146
Passing Yards	Ryan - 363	Manning - 292
Touchdowns	J.Jones - 1	Donnell - 1
	Coleman	Beckham
	Freeman	
Field Goals (long)	M.Bryant - 1 (42)	Brown - 2 (44)
Tackles (solo)	Durant - 10 (9)	Kennard - 9 (7)
Sacks	Beasley 1.0	Jenkins - 1.0
	Biermann	Ayers
Interceptions	-	-

GAME 3



GIANTS VS. REDSKINS SEPTEMBER 24, 2015 GIANTS 32, REDSKINS 21



The Giants earned their first victory of the season, 32-21 over Washington, by taking advantage of big performances from some of their customary standouts, as well as unexpected contributors.

Eli Manning completed his first eight passes, and threw for 279 yards and two touchdowns. Rueben Randle (seven catches for 116 yards) and Odell Beckham Jr. (seven for 79) caught those scoring throws. Running back Andre Williams scored the third touchdown, which was set up by a Prince Amukamara interception.

But it was the contributions from players few expected to make a difference that that set the game apart. Running back Rashad Jennings blocked a punt, and the ball bounced out the end zone for a safety and the game's first two points. Orleans Darkwa fell on the ball after Dwayne Harris muffed a punt. Shane Vereen secured an inside kick that coromed off one of his teammates and appeared for an instant the Redskins would secure and return for a touchdown. Defensive end Kerry Wynn made his first career start and was credited with eight tackles (three solo), including a stop of Matt Jones on third-and-one early in the game that robbed Washington of a chance to gain some early momentum.

The Giants jumped out to a 12-0 lead on the safety after Jennings' block, Williams' 1-yard run, and Josh Brown's 34-yard field goal.

Brown's 36-yard field goal was sandwiched by Dustin Hopkins's field goals of 44 and 37 yards which left the Giants with a 15-6 halftime lead. at advantage grew to 19 points on Brown's 48-yard field goal and Manning's 30-yard

	1	2	3	4	OT	F
REDSKINS	0	6	0	15	0	21
GIANTS	12	3	3	14	0	32

SCORING SUMMARY

Team	Qtr	Time	Play Description (Extra Point) (Drive Info)	Visitor	Home
Giants	1	12:47	Punt blocked by R.Jennings out of bounds in end zone for a Safety	0	2
Giants	1	6:34	A.Williams 1 yd. run (J.Brown kick) (4-14, 1:56)	0	9
Giants	1	0:39	J.Brown 35 yd. Field Goal (8-47, 3:45)	0	12
Redskins	2	11:31	D.Hopkins 44 yd. Field Goal (10-54, 4:08)	3	12
Giants	2	7:32	J.Brown 36 yd. Field Goal (9-47, 3:59)	3	15
Redskins	2	1:43	D.Hopkins 37 yd. Field Goal (13-61, 5:49)	6	15
Giants	3	7:29	J.Brown 48 yd. Field Goal (15-50, 7:31)	6	18
Giants	4	13:39	O.Beckham Jr. 30 yd. pass from E.Manning (J.Brown kick) (8-73, 5:06)	6	25
Redskins	4	3:40	C.Thompson 4 yd. pass from K.Cousins (K.Cousins-J.Crowder pass) (12-74, 3:44)	14	25
Giants	4	3:21	R.Randle 41 yd. pass from E.Manning (J.Brown kick) (3-41, 0:19)	14	32
Redskins	4	3:08	R.Ross 101 yd. kickoff return (D.Hopkins kick) (0-0, 0:13)	21	32

TEAM STATS

	Redskins	Giants
FIRST DOWNS	22	19
FIRST DOWN (RUSH)	3	5
FIRST DOWN (PASS)	16	13
FIRST DOWN (PENALTY)	3	1
TOTAL YDS	393	363
RUSHES-YDS	20-88	31-84
AVG. RUSH GAIN	4.4	5.8
PASS-COMP-ATT-INT	49-30-2	32-23-0
PASSINGS YDS	346	279
KICKOFFS	6	7
RETURN YDS.	10	6
PENALTIES-YARDS	7-58	8-67
FUMBLES-LOST	2-1	1-0
TOUCHDOWNS	2	3
RUSHING TDS	0	1
PASSING TDS	1	2
KICKOFF RETURN TDS	1	0
EXTRA POINTS-ATTEMPTS	2-2	3-3
FG MADE-ATT	2-2	3-3
RED ZONE EFF	33%	33%
TIME OF POSSESSION	28:30	31:30

TOP INDIVIDUAL PERFORMANCES

	Redskins	Giants
Rushing Yards	M.Jones - 38	Jennings - 32
Receiving Yards	C.Thompson - 57	Randle - 116
Passing Yards	Cousins - 316	Manning - 279
Touchdowns	C.Thompson - 1	A.Williams - 1
	Ross	Beckham
		Randle
Field Goals (long)	Hopkins - 2 (44)	Brown - 3 (48)
Tackles (solo)	K.Robinson - 13 (10)	Unga - 9 (6)
Sacks	-	Casillas - 1.0
Interceptions	-	Unga - 1.0
		Amukamara

GAME 4



GIANTS AT BILLS

OCTOBER 4, 2015

FALCONS 24, GIANTS 20



The Giants got a strong performance from their defense and several timely plays from the offense as they improved to 2-2 with a 24-10 road victory over the Buffalo Bills.

The Bills entered the game with the NFL's top-ranked rushing attack, but the Giants limited them to 55 yards and 2.3 yards a carry. The defense also came up with a critical goal line stand in the fourth quarter, big takeaways

Eli Manning threw for 212 yards and three touchdowns. Dwayne Harris, 11 yards to Rueben Randle, and 51-yard to Rashad Jennings, who turned a short pass into the longest reception and first touchdown catch of his career. Harris led the team with a career-high five receptions, his first with the Giants.

Early in the final quarter the defense stopped the Bills four times inside the 10-yard line. But on Buffalo's next possession, Tyrod Taylor threw a 23-yard touchdown pass to Karlos Williams, making it 16-10.

Just two minutes later, Manning flipped a short pass to Jennings, who caught the ball at the Giants' 48 and made three tacklers miss on his way to the clinching touchdown. Andre Williams' two-point conversion ended the scoring.

	1	2	3	4	OT	F
GIANTS	9	7	0	8	0	24
BILLS	3	0	0	7	0	10

SCORING SUMMARY

Team	Qtr	Time	Play Description (Extra Point) (Drive Info)	Visitor	Home
Giants	1	10:20	J.Brown 47 yd. Field Goal (8-35, 3:11)	3	0
Bills	1	4:33	D.Carpenter 51 yd. Field Goal (5-15, 1:21)	3	3
Giants	1	0:25	D.Harris 21 yd. pass from E.Manning (kick failed, hru) (2-32, 0:37)	9	3
Giants	2	10:42	R.Randle 11 yd. pass from E.Manning (J.Brown kick) (10-76, 4:02)	16	3
Bills	4	9:41	Ka.Williams 23 yd. pass from T.Taylor (D.Carpenter kick) (3-43, 0:54)	16	10
Giants	4	7:42	R.Jennings 51 yd. pass from E.Manning (A.Williams run) (5-72, 1:59)	24	10

TEAM STATS

	Giants	Bills
FIRST DOWNS	19	14
FIRST DOWN (RUSH)	4	2
FIRST DOWN (PASS)	8	11
FIRST DOWN (PENALTY)	7	1
TOTAL YDS	303	313
RUSHES-YDS	28-92	24-55
AVG. RUSH GAIN	3.3	2.3
PASS-COMP-ATT-INT	35-20-1	42-28-1
PASSING YDS	211	258
KICKOFFS	5	3
PUNTS-AVG.	8-44.4	7-51.9
RETURN YDS.	18	49
PENALTIES-YARDS	11-85	17-135
FUMBLES-LOST	1-0	2-1
TOUCHDOWNS	3	1
RUSHING TDS	0	0
PASSING TDS	3	1
EXTRA POINTS-ATTEMPTS	2-3	1-1
FG MADE-ATT	1-1	1-2
RED ZONE EFF	50%	0%
TIME OF POSSESSION	30:33	29:27

TOP INDIVIDUAL PERFORMANCES

	Giants	Bills
Rushing Yards	R.Jennings - 38	Ka.Williams - 40
Receiving Yards	D.Harris - 51	C.Clay - 111
Passing Yards	E.Manning - 212	T.Taylor - 274
Touchdowns	D.Harris - 1	Ka.Williams - 1
	R.Randle	
	R.Jennings	
Field Goals (long)	J.Brown - 1 (47)	D.Carpenter - 1 (51)
Tackles (solo)	K.Wynn - 8 (7)	C.Graham - 13 (8)
Sacks	C.Jenkins - 1.0	Jenkins - 1.0
	N.Whitlock	C.Graham - 1.0
Interceptions	D.Kennard	S.Gilmore - 1.0

GAME 5



49ERS VS. GIANTS OCTOBER 11, 2015 GIANTS 30, 49ERS 27



Tight end Larry Donnell made an incredible touchdown catch on a 12-yard Eli Manning pass with only 21 seconds remaining to give the Giants a come-from-behind 30-27 victory over San Francisco in raucous MetLife Stadium.

Manning set a franchise record with 41 completions and set a career high with 54 passes while throwing for 441 yards and three touchdowns — including a 2-yarder to Shane Vereen, and a 17-yard score to Odell Beckham Jr. Josh Brown kicked field goals of 22, 41, and 24 yards.

Vereen caught three passes on the final drive, gaining 11, 16, and 24 yards. His final reception gave the Giants a first down at the San Francisco 20-yard line.

Manning then threw to the left side for Beckham, who drew a pass interference penalty from Kenneth Acker. That moved the ball to the 12. On the next snap, Manning threw to the back of the end zone for Donnell, who was blanketed by linebacker NaVarro Bowman and safety Antoine Bethea. But the tight end went up high for the ball, secured it against his helmet — reminiscent of another great Giants comeback — and kept his feet inbounds for the game-winning touchdown.

	1	2	3	4	OT	F
49ERS	3	3	7	14	0	27
GIANTS	3	10	7	10	0	30

SCORING SUMMARY

Team	Qtr	Time	Play Description (Extra Point) (Drive Info)	Visitor	Home
49ers	1	11:19	P.Dawson 43 yd. Field Goal (8-55, 3:41)	3	0
Giants	1	6:22	J.Brown 22 yd. Field Goal (9-76, 4:57)	3	3
Giants	2	12:15	S.Vereen 2 yd. pass from E.Manning (J.Brown kick) (14-81, 5:47)	3	10
Giants	2	3:57	J.Brown 41 yd. Field Goal (10-43, 4:05)	3	13
49ers	2	1:01	P.Dawson 22 yd. Field Goal (11-76, 2:56)	6	13
49ers	3	8:00	A.Boldin 3 yd. pass from C.Kaepernick (P.Dawson kick) (10-88, 4:56)	13	13
Giants	3	1:14	O.Beckham Jr. 17 yd. pass from E.Manning (J.Brown kick) (7-61, 3:16)	13	20
49ers	4	11:49	G.Celek 5 yd. pass from C.Kaepernick (P.Dawson kick) (11-80, 4:25)	27	20
Giants	4	0:21	L.Donnell 12 yd. pass from E.Manning (J.Brown kick) (8-82, 1:24)	20	30
Giants	4	4:29	J.Brown 24 yd. Field Goal (14-74, 7:20)	20	23
49ers	4	1:45	C.Hyde 2 yd. run (P.Dawson kick) (7-80, 2:44)	27	23
Giants	4	0:21	L.Donnell 12 yd. pass from E.Manning (J.Brown kick) (8-82, 1:24)	27	30

TEAM STATS

	49ers	Giants
FIRST DOWNS	22	30
FIRST DOWN (RUSH)	8	6
FIRST DOWN (PASS)	11	23
FIRST DOWN (PENALTY)	3	1
TOTAL YDS	380	525
RUSHES-YDS	27-124	21-84
AVG. RUSH GAIN	5.9	4.0
PASS-COMP-ATT-INT	35-23-0	54-41-1
PASSINGS YDS	262	441
KICKOFFS	6	7
PUNTS-AVG.	3-46.0	2-45.0
RETURN YDS.	16	31
PENALTIES-YARDS	4-28	6-65
FUMBLES-LOST	2-0	0-0
TOUCHDOWNS	3	3
RUSHING TDS	1	0
PASSING TDS	2	3
EXTRA POINTS-ATTEMPTS	3-3	3-3
FG MADE-ATT	2-2	3-3
RED ZONE EFF	75%	50%
TIME OF POSSESSION	28:02	31:58

TOP INDIVIDUAL PERFORMANCES

	49ers	Giants
Rushing Yards	C.Hyde - 93	R.Jennings - 46
Receiving Yards	A.Boldin - 107	O.Beckham - 121
Passing Yards	C.Kaepernick - 262	E.Manning - 441
Touchdowns	C.Hyde - 1 A.Boldin G.Celek	S.Vereen - 1 O.Beckham Donnell
Field Goals (long)	P.Dawson - 2 (43)	J.Brown - 3 (41)
Tackles (solo)	N.Bowman-16 (13) M.Wilhoite-16 (11)	U.'Unga - 7 (7)
Sacks	-	Moore - 2.0
Interceptions	T.Brock - 1	-

GAME 6



GIANTS AT EAGLES

OCTOBER 19, 2015

EAGLES 27, GIANTS 7



They took the opening kickoff and drove 80 yards in eight plays. Eli Manning completed all five of his passes, including a 13-yard touchdown to Odell Beckham Jr. They never scored again. They spent the rest of the evening committing what seemed like a season's worth of mistakes, including turnovers, penalties, and ineffective offensive execution. The result was a 27-7 loss to the Philadelphia Eagles.

After forcing the Eagles to go three-and-out, the second offensive series drive was setting up to be another success. Manning again hit five passes in a row (his 10 completions to start the game tied a career high). But the 11th throw brought disaster. Manning threw to the left for Larry Donnell. The tight end seemed to have the ball, but linebacker DeMeco Ryans dove and stole it away from him at the Eagles' 22-yard line.

Moments later, Damontre Moore was penalized for roughing Sam Bradford after an incomplete pass on third-and-10. Given new life, the Eagles successfully completed a 78-yard drive when Bradford threw a 32-yard touchdown pass to Riley Cooper.

Riley's touchdown tied the score at 7-7. The Giants tried to rediscover the early momentum on their next possession, but Rashad Jennings was stopped short on third and fourth down, needing only a yard to retain possession. Philadelphia punted, but the Eagles quickly took the lead for good when Carroll jumped in front of Dwayne Harris on the left sideline to intercept Eli Manning's pass and cruise into the end zone for a 14-7 advantage.

DeMarco Murray (109 rushing yards) later added a 12-yard touchdown run, and Caleb Sturgis kicked field goals of 37 and 39 yards to complete the scoring.

	1	2	3	4	OT	F
EAGLES	7	0	0	0	0	7
GIANTS	7	10	7	3	0	27

SCORING SUMMARY

Team	Qtr	Time	Play Description (Extra Point) (Drive Info)	Visitor	Home
Giants	1	10:23	O.Beckham Jr. 13 yd. pass from E.Manning (J.Brown kick) (8-80, 4:37)	7	0
Eagles	1	3:33	R.Cooper 32 yd. pass from S.Bradford (C.Sturgis kick) (7-78, 1:45)	7	7
Eagles	2	12:26	N.Carroll 17 yd. interception return (C.Sturgis kick)	7	14
Eagles	2	0:03	C.Sturgis 37 yd. Field Goal (8-47, 1:09)	7	17
Eagles	3	6:13	D.Murray 12 yd. run (C.Sturgis kick) (11-85, 4:36)	7	24
Eagles	4	8:19	C.Sturgis 39 yd. Field Goal (10-40, 5:16)	7	27

TEAM STATS

	Giants	Eagles
FIRST DOWNS	18	24
FIRST DOWN (RUSH)	3	10
FIRST DOWN (PASS)	11	11
FIRST DOWN (PENALTY)	4	3
TOTAL YDS	247	425
RUSHES-YDS	23-81	37-155
AVG. RUSH GAIN	3.5	4.2
PASS-COMP-ATT-INT	38-24-2	38-24-3
PASSING YDS	166	270
KICKOFFS	2	6
PUNTS-AVG.	8-42.4	4-54.3
RETURN YDS.	44	42
PENALTIES-YARDS	12-92	9-72
FUMBLES-LOST	2-1	3-1
TOUCHDOWNS	1	3
RUSHING TDS	0	1
PASSING TDS	1	1
INTERCEPTION TDS	0	1
EXTRA POINTS-ATTEMPTS	1-1	3-3
FG MADE-ATT	0-0	2-2
RED ZONE EFF	100%	50%
TIME OF POSSESSION	29:30	30:30

TOP INDIVIDUAL PERFORMANCES

	Giants	Eagles
Rushing Yards	R.Jennings - 63	D.Murray - 109
Receiving Yards	Beckham - 63	R.Cooper - 79
Passing Yards	E.Manning - 189	S.Bradford - 280
Touchdowns	Beckham - 1	D.Murray - 1
Field Goals (long)	-	C.Sturgis (39)
Tackles (solo)	U.'Unga - 7 (6)	J.Hicks - 10 (10)
Sacks	D.Moore - 1.0	V.Curry - 1.5
Interceptions	B.Meriweather - 1	N.Carroll - 1
	L.Collins	
	J.Hosley	

GAME 7



GIANTS VS. COWBOYS

OCTOBER 25, 2015

GIANTS 27, COWBOYS 20



An unlikely trio of players scored touchdowns to help the Giants defeat Dallas, 27-20, and end a five-game losing streak to the Cowboys. The Giants pushed their record back over .500 at 4-3.

Running back Orleans Darkwa scored on a 15-yard run in the second quarter, cornerback Dominique Rodgers-Cromartie returned an interception 58 yards in the third, and Dwayne Harris provided the game-winning points with a franchise record-tying 100-yard kickoff return midway through the fourth. Josh Brown added a pair of field goals for the Giants.

The Giants trailed, 13-7, when Rodgers-Cromartie picked off Cassel's pass for Terrance Williams right in front of the Giants' bench and returned it for his seventh career touchdown, and second of the season. DRC later had another interception, and safety Brandon Meriweather had the Giants' third pick of the night.

Dallas tied the score with 7:14 remaining on Street's touchdown. Just 13 seconds later, Harris raced 100 yards up the center of the field for the go-ahead score. It was Harris' first career kickoff return touchdown, on his 85th career runback. Harris played his first four seasons with Dallas before joining the Giants last offseason as a free agent.

Harris' tied the franchise record for longest kickoff return touchdown set by Hall of Famer Emlen Tunnell vs. the New York Yankees on Nov. 4, 1951, and matched by Clarence Childs vs. Minnesota on Dec. 6, 1964.

the Giants forced four turnovers and did not give away the ball once.

	1	2	3	4	OT	F
COWBOYS	3	10	0	7	0	20
GIANTS	0	10	10	7	0	27

SCORING SUMMARY

Team	Qtr	Time	Play Description (Extra Point) (Drive Info)	Visitor	Home
Cowboys	1	5:25	D.Bailey 30 yd. Field Goal (11-68, 5:17)	3	0
Giants	2	11:02	O.Darkwa 15 yd. run (J.Brown kick) (7-79, 3:05)	3	7
Cowboys	2	7:29	D.Bailey 48 yd. Field Goal (6-30, 3:33)	6	7
Cowboys	2	2:17	D.McFadden 1 yd. run (D.Bailey kick) (6-72, 3:19)	13	7
Giants	2	1:04	J.Brown 47 yd. Field Goal (8-51, 1:13)	13	10
Giants	3	11:19	D.Rodgers-Cromartie 58 yd. interception return (J.Brown kick)	13	17
Giants	3	3:18	J.Brown 34 yd. Field Goal (8-83, 4:25)	13	20
Cowboys	4	7:14	D.Street 25 yd. pass from M.Cassel (D.Bailey kick) (9-80, 4:58)	20	20
Giants	4	7:01	D.Harris 100 yd. kickoff return (J.Brown kick) (0-0, 0:13)	20	27

TEAM STATS

	Cowboys	Giants
FIRST DOWNS	27	13
FIRST DOWN (RUSH)	14	4
FIRST DOWN (PASS)	10	7
FIRST DOWN (PENALTY)	3	2
TOTAL YDS	460	289
RUSHES-YDS	41-233	25-132
AVG. RUSH GAIN	6.7	5.7
PASS-COMP-ATT-INT	27-17-3	21-13-0
PASSINGS YDS	227	170
KICKOFFS	2	6
PUNTS-AVG.	2-33.0	5-47.0
RETURN YDS.	7	70
PENALTIES-YARDS	7-46	3-13
FUMBLES-LOST	1-1	0-0
TOUCHDOWNS	2	3
RUSHING TDS	1	1
PASSING TDS	1	0
INTERCEPTION TDS	0	1
KICKOFF RETURN TDS	0	1
EXTRA POINTS-ATTEMPTS	2-2	3-3
FG MADE-ATT	2-2	2-2
RED ZONE EFF	50%	33%
TIME OF POSSESSION	38:04	21:56

TOP INDIVIDUAL PERFORMANCES

	Cowboys	Giants
Rushing Yards	D.McFadden - 152	S.Vereen - 56
Receiving Yards	J.Witten - 73	R.Randle - 68
Passing Yards	M.Cassel - 227	E.Manning- 170
Touchdowns	D.McFadden - 1	O.Darkwa - 1
	D.Street	
Field Goals (long)	D.Bailey (48)	J.Brown (47)
Tackles (solo)	S.Lee - 9 (3)	J.Beason - 11 (7)
Sacks	J.Crawford - 1.0	G.Selvie - 0.5
	G.Hardy	M.Kuhn - 0.5
Interceptions	-	D.Rodgers-Cromartie - 2

GAME 8



GIANTS AT SAINTS NOVEMBER 1, 2015 SAINTS 52, GIANTS 49



The Giants and Saints combined for 101 points, 1,030 total yards, 840 passing yards, 64 first downs, and an NFL-record 13 touchdown passes in the Mercedes-Benz Superdome. But the play that most influenced the outcome was a 24-yard punt return.

With 20 seconds remaining, after failing to convert on third-and-five, the Giants punted, hoping to take the 49-49 tie into overtime. Rookie Marcus Murphy returned Brad Wing's punt to the Giants' 47, where he fumbled. The ball was picked up by Willie Snead, who was tackled by Wing. After an unexplained delay, Wing was penalized 15 yards for grabbing Snead's facemask. That advanced the ball to the 32, with five seconds left. Kai Forbath immediately kicked a 50-yard field goal as time expired to give the Saints a 52-49 victory in one of the most incredible games in Giants history.

The punt return, penalty and field goal provided an unlikely finish to an electrifying offensive outburst. Eli Manning threw for 350 yards and a career-high six touchdowns. Drew Brees topped him with 511 yards, the highest total ever against the Giants, and seven touchdowns, which tied the highest total in NFL history.

Brees completed 40 of 50 passes, including touchdowns to Snead (two), Brandin Cooks (two), Ben Watson, Marques Colston and C.J. Spiller. Manning countered by hitting 30 of 41 throws for 350 yards. He threw three touchdown passes to Odell Beckham Jr., two to Dwayne Harris, and one to Shane Vereen.

	1	2	3	4	OT	F
GIANTS	7	14	7	21	0	49
SAINTS	14	14	14	10	0	52

SCORING SUMMARY

Team	Qtr	Time	Play Description (Extra Point) (Drive Info)	Visitor	Home
Giants	1	9:39	O.Beckham Jr. 2 yd. pass from E.Manning (J.Brown kick) (10-60, 4:01)	7	0
Saints	1	7:36	W.Snead 34 yd. pass from D.Brees (K.Forbath kick) (6-80, 2:03)	7	7
Saints	1	2:24	B.Cooks 26 yd. pass from D.Brees (K.Forbath kick) (5-96, 3:03)	7	14
Giants	2	13:31	O.Beckham Jr. 1 yd. pass from E.Manning (J.Brown kick) (9-79, 3:53)	14	14
Saints	2	11:05	M.Colston 53 yd. pass from D.Brees (K.Forbath kick) (5-80, 2:26)	14	21
Saints	2	1:46	W.Snead 2 yd. pass from D.Brees (K.Forbath kick) (14-60, 7:07)	14	28
Giants	2	0:02	S.Vereen 2 yd. pass from E.Manning (J.Brown kick) (10-80, 1:44)	21	28
Giants	3	12:58	O.Beckham Jr. 50 yd. pass from E.Manning (J.Brown kick) (4-65, 2:02)	28	28
Saints	3	10:09	B.Cooks 21 yd. pass from D.Brees (K.Forbath kick) (8-80, 2:49)	28	35
Saints	3	0:29	B.Watson 20 yd. pass from D.Brees (K.Forbath kick) (9-80, 3:50)	28	42
Giants	4	12:15	D.Harris 9 yd. pass from E.Manning (J.Brown kick) (11-80, 3:14)	35	42
Giants	4	9:30	D.Harris 20 yd. pass from E.Manning (J.Brown kick) (3-65, 1:01)	42	42
Giants	4	7:11	T.McBride 63 yd. interception return (J.Brown kick)	49	42
Saints	4	0:36	C.Spiller 9 yd. pass from D.Brees (K.Forbath kick) (14-80, 6:35)	49	49
Saints	4	0:00	K.Forbath 50 yd. Field Goal (1-0, 0:05)	49	52

TEAM STATS

	Giants	Saints
FIRST DOWNS	28	35
FIRST DOWN (RUSH)	5	10
FIRST DOWN (PASS)	16	24
FIRST DOWN (PENALTY)	7	1
TOTAL YDS	416	614
RUSHES-YDS	21-87	25-103
AVG. RUSH GAIN	6.4	8.1
PASS-COMP-ATT-INT	41-30-0	50-40-1
PASSINGS YDS	350	511
KICKOFFS	8	8
PUNTS-AVG.	4-53.0	2-47.5
RETURN YDS.	15	30
PENALTIES-YARDS	6-53	12-93
FUMBLES-LOST	2-1	2-1
TOUCHDOWNS	7	7
RUSHING TDS	0	0
PASSING TDS	6	7
INTERCEPTION TDS	1	0
EXTRA POINTS-ATTEMPTS	2-2	3-3
FG MADE-ATT	0-0	1-1
RED ZONE EFF	100%	100%
TIME OF POSSESSION	25:01	34:59

TOP INDIVIDUAL PERFORMANCES

	Giants	Saints
Rushing Yards	R.Jennings - 54	M.Ingram - 80
Receiving Yards	O.Beckham - 130	B.Watson - 147
Passing Yards	E.Manning - 350	D.Brees - 511
Touchdowns	O.Beckham - 3	W.Snead - 2 B.Cooks - 2
Field Goals (long)	-	K.Forbath (50)
Tackles (solo)	L.Collins - 9 (4)	S.Anthony - 11 (6)
Sacks	-	R.Humber - 1.0 E.Edebali
Interceptions	D.Bodgers-Gommarie - 1 McBride	-

GAME 9



GIANTS AT BUCCANEERS

NOVEMBER 8, 2015

GIANTS 32, BUCCANEERS 18



Inspired by the return of one of their best players, the Giants rebounded from their high-scoring loss the previous week in New Orleans with a 32-18 defeat of the Buccaneers in Tampa.

Two-time Pro Bowl defensive end Jason Pierre-Paul made his 2015 debut after missing the first eight games while recuperating from serious injuries he suffered in a July 4 fireworks accident. JPP started at right defensive end, and played 46 of the Giants' 63 defensive snaps (73 percent). He had two solo tackles, and was at his best in the fourth quarter, when he applied persistent pressure to Bucs quarterback Jameis Winston.

Eli Manning completed 26 of 40 passes for 213 yards, including touchdown passes of eight yards to Rueben Randle, and four yards to Shane Vereen. Odell Beckham Jr. led the Giants with nine catches for 105 yards.

Rashad Jennings ran for a team-high 48 yards as the Giants totaled 114 yards on the ground.

Josh Brown made all four of his field goal attempts, from 35, 35, 53, and 44 yards. The Giants also scored on Trevin Wade's five-yard fumble return on the final play of the game.

Jasper Brinkley, who started at middle linebacker because Jon Beason was placed on injured reserve and Uani 'Unga was inactive, led the Giants with seven tackles, and had a forced fumble and fumble recovery. Wade had two recoveries. The Buccaneers scored on Winston's 10-yard run in the fourth quarter – the potential game-tying two-point conversion try failed – and field goals by Connor Barth from 25, 28, 21 and 53 yards. Barth was also wide right on a 48-yard try.

	1	2	3	4	OT	F
GIANTS	10	7	3	12	0	32
BUCCANEERS	6	3	3	6	0	18

SCORING SUMMARY

Team	Qtr	Time	Play Description (Extra Point) (Drive Info)	Visitor	Home
Buccaneers	1	13:26	C.Barth 25 yd. Field Goal (4-6, 1:25)	0	3
Giants	1	9:52	.Brown 35 yd. Field Goal (10-63, 3:34)	3	3
Buccaneers	1	8:04	C.Barth 28 yd. Field Goal (5-70, 1:48)	3	6
Giants	1	0:53	R.Randle 8 yd. pass from E.Manning (J.Brown kick) (12-80, 7:11)	10	6
Giants	2	11:20	S.Vereen 4 yd. pass from E.Manning (J.Brown kick) (9-28, 3:34)	17	6
Buccaneers	2	0:06	C.Barth 21 yd. Field Goal (7-62, 2:56)	17	9
Giants	3	11:49	J.Brown 35 yd. Field Goal (4-7, 0:43)	20	9
Buccaneers	3	7:15	C.Barth 53 yd. Field Goal (10-49, 4:34)	20	12
Buccaneers	4	9:25	J.Winston 10 yd. run (pass failed) (5-87, 2:11)	20	18
Giants	4	0:23	J.Brown 44 yd. Field Goal (10-54, 4:34)	26	18
Giants	4	0:00	T.Wade 5 yd. fumble return (run failed)	32	18

TEAM STATS

	Giants	Buccaneers
FIRST DOWNS	24	19
FIRST DOWN (RUSH)	6	6
FIRST DOWN (PASS)	14	10
FIRST DOWN (PENALTY)	4	3
TOTAL YDS	327	385
RUSHES-YDS	33-114	23-136
AVG. RUSH GAIN	3.5	5.9
PASS-COMP-ATT-INT	40-26-2	36-19-0
PASSINGS YDS	213	249
KICKOFFS	7	6
PUNTS-AVG.	4-53.0	2-42.5
RETURN YDS.	0	35
PENALTIES-YARDS	6-49	9-79
FUMBLES-LOST	1-0	4-3
TOUCHDOWNS	3	1
RUSHING TDS	0	0
PASSING TDS	2	0
INTERCEPTION TDS	0	0
EXTRA POINTS-ATTEMPTS	2-3	0-1
FG MADE-ATT	4-4	4-5
RED ZONE EFF	100%	50%
TIME OF POSSESSION	34:55	25:05

TOP INDIVIDUAL PERFORMANCES

	Giants	Buccaneers
Rushing Yards	R.Jennings - 48	C.Sims - 78
Receiving Yards	O.Beckham - 105	M.Evans - 152
Passing Yards	E.Manning - 213	J.Winston - 249
Touchdowns	R.Randle - 1	J.Winston - 1
	S.Vereen	
Field Goals (long)	J.Brown - 4 (53)	C.Barth - 4 (53)
Tackles (solo)	J.Brinkley - 7 (5)	L.David - 11 (6)
Sacks	-	-
Interceptions	-	A.Verner - 1
		S.Moore

National Football League Game Summary

NFL Copyright © 2015 by The National Football League. All rights reserved. This summary and play-by-play is for the express purpose of assisting media in their coverage of the game; any other use of this material is prohibited without the written permission of the National Football League. Updated: 11/8/2015

Date: Sunday, 11/8/2015

New York Giants at Tampa Bay Buccaneers

Start Time: 4:05 PM EST

at Raymond James Stadium, Tampa, FL

Game Day Weather

Game Weather: Cloudy

Temp: 80° F (26.7° C) Humidity: 90%, Wind: SW 3 mph

Played Outdoor on Turf: Natural Grass

Outdoor Weather: Cloudy, Wind Chill: 86

Officials

Referee: Blakeman, Clete (34)

Umpire: Rice, Jeff (44)

Head Linesman: Cruz, Hugo (94)

Line Judge: Johnson, Carl (101)

Side Judge: Larrew, Joe (73)

Field Judge: Brown, Terry (43)

Back Judge: Patrick, Steve (17)

Replay Official: Reels, Richard ()

Lineups

New York Giants

Tampa Bay Buccaneers

Offense		Defense	
WR 13	O.Beckham Jr.	LDE 91	R.Ayers Jr.
LT 76	E.Flowers	LDT 99	C.Jenkins
LG 67	J.Pugh	RDT 95	J.Hankins
C 70	W.Richburg	RDE 90	J.Pierre-Paul
RG 74	G.Schwartz	SLB 59	D.Kennard
RT 73	M.Newhouse	MLB 53	J.Brinkley
WR 17	D.Harris	WLB 54	J.Casillas
QB 10	E.Manning	LCB 41	D.Rodgers-Cromartie
WR 82	R.Randle	SS 22	B.Meriweather
RB 23	R.Jennings	FS 21	L.Collins
FB 49	N.Whitlock	RCB 28	J.Hosley

Offense		Defense	
WR 17	D.Dye	DE 92	W.Gholston
LT 76	D.Smith	DT 93	G.McCoy
LG 70	L.Mankins	DT 97	A.Spence
C 68	J.Hawley	DE 95	H.Jones
RG 74	A.Marpet	SLB 51	D.Lansanah
RT 78	G.Cherilus	MLB 58	K.Alexander
TE 88	L.Stocker	WLB 54	L.David
TE 64	K.Pamphile	CB 26	S.Moore
WR 13	M.Evans	CB 38	J.Adjei-Barimah
QB 3	J.Winston	SS 23	C.Conte
RB 22	D.Martin	FS 30	B.McDougald

Substitutions

Substitutions

K 3 J.Brown, P 9 B.Wing, WR 18 G.Davis, WR 19 M.White, CB 25 T.Jacobs, RB 26 O.Darkwa, CB 31 T.Wade, RB 34 S.Vereen, CB 38 T.McBride, S 43 C.Dahl, RB 44 A.Williams, TE 45 W.Tye, LB 46 J.Morris, LS 51 Z.DeOssie, C 61 D.Reynolds, DE 72 K.Wynn, G 77 J.Jerry, DT 78 M.Kuhn, TE 86 J.Cunningham, DE 93 G.Selvie, LB 94 M.Herzlich, DT 96 J.Bromley, DE 98 D.Moore

P 5 J.Schum, K 10 C.Barth, WR 11 A.Humphries, CB 21 A.Verner, CB 24 M.Jenkins, CB 27 J.Banks, CB 28 T.Jennings, RB 34 C.Sims, S 37 K.Tandy, RB 43 B.Rainey, LB 45 O.Lemon, FB 46 J.Lane, LS 48 A.DePaola, LB 50 B.Carter, LB 52 J.George, C 62 E.Smith, DT 77 T.McDaniel, TE 82 B.Myers, TE 84 C.Brato, WR 89 R.Shepard, DT 90 H.Melton, DE 91 J.Shirley, DE 94 G.Johnson

Did Not Play

Did Not Play

QB 12 R.Nassib

QB 8 M.Glennon

Not Active

Not Active

CB 20 P.Amukamara, DB 37 L.McFadden, LB 47 U.Unga, LB 55 J.Thomas, T 68 B.Hart, WR 80 V.Cruz, TE 84 L.Donnell

QB 4 R.Griffin, S 31 M.Wright, S 36 D.Swearingen, DE 56 J.Smith, DE 59 L.Sidbury, WR 83 V.Jackson, TE 87 A.Seferian-Jenkins

Field Goals (made () & missed)

Player	Attempts	Yards	Missed	Player	Attempts	Yards	Missed
J.Brown	(35)	(35)	(53)	(44)	C.Barth	(25)	(28)
						43WR	(21)
							(53)
		1	2	3	4	OT	Total
VISITOR:	New York Giants	10	7	3	12	0	32
HOME:	Tampa Bay Buccaneers	6	3	3	6	0	18

Scoring Plays

Team	Qtr	Time	Play Description (Extra Point) (Drive Info)	Visitor	Home
Buccaneers	1	13:26	C.Barth 25 yd. Field Goal (4-6, 1:25)	0	3
Giants	1	9:52	J.Brown 35 yd. Field Goal (10-63, 3:34)	3	3
Buccaneers	1	8:04	C.Barth 28 yd. Field Goal (5-70, 1:48)	3	6
Giants	1	0:53	R.Randle 8 yd. pass from E.Manning (J.Brown kick) (12-80, 7:11)	10	6
Giants	2	11:20	S.Vereen 4 yd. pass from E.Manning (J.Brown kick) (9-28, 3:34)	17	6
Buccaneers	2	0:06	C.Barth 21 yd. Field Goal (7-62, 2:56)	17	9
Giants	3	11:49	J.Brown 35 yd. Field Goal (4-7, 0:43)	20	9
Buccaneers	3	7:15	C.Barth 53 yd. Field Goal (10-49, 4:34)	20	12
Buccaneers	4	9:25	J.Winston 10 yd. run (pass failed) (5-87, 2:11)	20	18
Giants	4	7:18	J.Brown 53 yd. Field Goal (6-42, 2:07)	23	18

National Football League Game Summary

NFL Copyright © 2015 by The National Football League. All rights reserved. This summary and play-by-play is for the express purpose of assisting media in their coverage of the game; any other use of this material is prohibited without the written permission of the National Football League. Updated: 11/8/2015

Giants	4	0:23	J.Brown 44 yd. Field Goal (10-54, 4:34)	26	18
Giants	4	0:00	T.Wade 5 yd. fumble return (run failed)	32	18
Paid Attendance: 64,351				Time: 3:14	

New York Giants vs Tampa Bay Buccaneers
11/8/2015 at Raymond James Stadium

Final Individual Statistics

New York Giants

Tampa Bay Buccaneers

RUSHING	ATT	YDS	AVG	LG	TD	RUSHING	ATT	YDS	AVG	LG	TD
R.Jennings	13	48	3.7	9	0	C.Sims	8	78	9.8	59	0
A.Williams	7	30	4.3	11	0	D.Martin	11	31	2.8	5	0
O.Darkwa	6	23	3.8	9	0	J.Winston	3	24	8.0	12	1
S.Vereen	6	14	2.3	8	0	B.Rainey	1	3	3.0	3	0
E.Manning	1	-1	-1.0	-1	0						
Total	33	114	3.5	11	0	Total	23	136	5.9	59	1

PASSING	ATT	CMP	YDS	SK/YD	TD	LG	IN	RT	PASSING	ATT	CMP	YDS	SK/YD	TD	LG	IN	RT
E.Manning	40	26	213	0/0	2	24	2	74.3	J.Winston	36	19	249	0/0	0	68	0	74.9
Total	40	26	213	0/0	2	24	2	74.3	Total	36	19	249	0/0	0	68	0	74.9

PASS RECEIVING	TAR	REC	YDS	AVG	LG	TD	PASS RECEIVING	TAR	REC	YDS	AVG	LG	TD
O.Beckham Jr.	17	9	105	11.7	24	0	M.Evans	19	8	152	19.0	68	0
R.Randle	5	5	40	8.0	13	1	A.Humphries	5	5	55	11.0	16	0
S.Vereen	4	4	29	7.3	10	1	D.Martin	4	2	12	6.0	10	0
W.Tye	6	2	19	9.5	15	0	C.Brake	1	1	17	17.0	17	0
J.Cunningham	2	2	10	5.0	6	0	J.Lane	1	1	5	5.0	5	0
A.Williams	1	1	7	7.0	7	0	D.Dye	4	1	4	4.0	4	0
M.White	1	1	3	3.0	3	0	C.Sims	2	1	4	4.0	4	0
D.Harris	3	1	1	1.0	1	0							
R.Jennings	1	1	-1	-1.0	-1	0							
Total	40	26	213	8.2	24	2	Total	36	19	249	13.1	68	0

INTERCEPTIONS	NO	YDS	AVG	LG	TD	INTERCEPTIONS	NO	YDS	AVG	LG	TD
						S.Moore	1	18	18.0	18	0
						A.Verner	1	16	16.0	16	0
Total	0	0	0	0	0	Total	2	34	17.0	18	0

PUNTING	NO	YDS	AVG	NET	TB	IN20	LG	PUNTING	NO	YDS	AVG	NET	TB	IN20	LG
B.Wing	1	64	64.0	63.0	0	1	64	J.Schum	2	85	42.5	32.5	1	1	49
Total	1	64	64.0	63.0	0	1	64	Total	2	85	42.5	32.5	1	1	49

PUNT RETURNS	NO	YDS	AVG	FC	LG	TD	PUNT RETURNS	NO	YDS	AVG	FC	LG	TD
D.Harris	0	0	0.0	1	0	0	B.Rainey	1	1	1.0	0	1	0
[TOUCHBACK]	1	0	0.0	0	0	0							
Total	0	0	0.0	1	0	0	Total	1	1	1.0	0	1	0

KICKOFF RETURNS	NO	YDS	AVG	FC	LG	TD	KICKOFF RETURNS	NO	YDS	AVG	FC	LG	TD
D.Harris	2	54	27.0	0	28	0	B.Rainey	4	87	21.8	0	26	0
[TOUCHBACK]	4	0	0.0	0	0	0	[TOUCHBACK]	3	0	0.0	0	0	0
Total	2	54	27.0	0	28	0	Total	4	87	21.8	0	26	0

New York Giants

FUMBLES	FUM	LOST	OWN-REC	YDS	TD	FORCED	OPP-REC	YDS	TD	OUT-BDS
O.Beckham Jr.	1	0	0	0	0	0	0	0	0	1
J.Brinkley	0	0	0	0	0	1	1	0	0	0
J.Hankins	0	0	0	0	0	1	0	0	0	0
T.Wade	0	0	0	0	0	0	2	5	1	0
Total	1	0	0	0	0	2	3	5	1	1

Tampa Bay Buccaneers

FUMBLES	FUM	LOST	OWN-REC	YDS	TD	FORCED	OPP-REC	YDS	TD	OUT-BDS
B.Rainey	1	0	1	0	0	0	0	0	0	0
M.Evans	1	1	0	0	0	0	0	0	0	0
D.Martin	1	1	0	0	0	0	0	0	0	0
C.Sims	1	1	0	0	0	0	0	0	0	0
S.Moore	0	0	0	0	0	1	0	0	0	0
Total	4	3	1	0	0	1	0	0	0	0

New York Giants vs Tampa Bay Buccaneers
11/8/2015 at Raymond James Stadium

Final Team Statistics

	Visitor Giants	Home Buccaneers
TOTAL FIRST DOWNS	24	19
By Rushing	6	6
By Passing	14	10
By Penalty	4	3
THIRD DOWN EFFICIENCY	9-16-56%	6-13-46%
FOURTH DOWN EFFICIENCY	0-1-0%	0-0-0%
TOTAL NET YARDS	327	385
Total Offensive Plays (inc. times thrown passing)	73	59
Average gain per offensive play	4.5	6.5
NET YARDS RUSHING	114	136
Total Rushing Plays	33	23
Average gain per rushing play	3.5	5.9
Tackles for a loss-number and yards	4-7	2-2
NET YARDS PASSING	213	249
Times thrown - yards lost attempting to pass	0-0	0-0
Gross yards passing	213	249
PASS ATTEMPTS-COMPLETIONS-HAD INTERCEPTED	40-26-2	36-19-0
Avg gain per pass play (inc.# thrown passing)	5.3	6.9
KICKOFFS Number-In End Zone-Touchbacks	7-7-3	6-6-4
PUNTS Number and Average	1-64.0	2-42.5
Had Blocked	0	0
FGs - PATs Had Blocked	0-0	0-0
Net Punting Average	63.0	32.5
TOTAL RETURN YARDAGE (Not Including Kickoffs)	0	35
No. and Yards Punt Returns	0-0	1-1
No. and Yards Kickoff Returns	2-54	4-87
No. and Yards Interception Returns	0-0	2-34
PENALTIES Number and Yards	6-49	9-79
FUMBLES Number and Lost	1-0	4-3
TOUCHDOWNS	3	1
Rushing	0	1
Passing	2	0
Fumbles	1	0
EXTRA POINTS Made-Attempts	2-3	0-1
Kicking Made-Attempts	2-2	0-0
Passing Made-Attempts	0-0	0-1
Rushing Made-Attempts	0-1	0-0
FIELD GOALS Made-Attempts	4-4	4-5
RED ZONE EFFICIENCY	2-4-50%	1-4-25%
GOAL TO GO EFFICIENCY	1-1-100%	1-2-50%
SAFETIES	0	0
FINAL SCORE	32	18
TIME OF POSSESSION	34:55	25:05

New York Giants vs Tampa Bay Buccaneers
11/8/2015 at Raymond James Stadium

Ball Possession And Drive Chart

New York Giants

#	Time Recd	Time Lost	Time Poss	How Ball Obtained	Drive Began	# Play	Yds Gain	Yds Pen	Net Yds	1st Down	Last Scrm	How Given Up
1	15:00	14:51	0:09	Kickoff	NYG 20	1	0	0	0	0	NYG 20	Interception
2	13:26	9:52	3:34	Kickoff	NYG 20	10	48	15	63	4	* TB 17	Field Goal
3	8:04	0:53	7:11	Kickoff	NYG 20	12	62	18	80	6	* TB 8	Touchdown
4	14:54	11:20	3:34	Fumble	TB 28	9	38	-10	28	3	* TB 4	Touchdown
5	6:58	3:02	3:56	Missed FG	NYG 33	7	32	0	32	2	TB 35	Downs
6	0:06	0:00	0:06	Kickoff	NYG 20	1	-1	0	-1	0	NYG 20	End of Half
7	12:32	11:49	0:43	Fumble	TB 24	4	7	0	7	0	* TB 17	Field Goal
8	7:15	2:02	5:13	Kickoff	NYG 20	12	47	0	47	3	TB 33	Interception
9	0:24	11:36	3:48	Punt	NYG 11	5	13	0	13	1	NYG 24	Punt
10	9:25	7:18	2:07	Kickoff	NYG 24	6	42	0	42	2	TB 34	Field Goal
11	4:57	0:23	4:34	Punt	NYG 20	10	39	15	54	3	TB 26	Field Goal

(336) Average NYG 31

Tampa Bay Buccaneers

#	Time Recd	Time Lost	Time Poss	How Ball Obtained	Drive Began	# Play	Yds Gain	Yds Pen	Net Yds	1st Down	Last Scrm	How Given Up
1	14:51	13:26	1:25	Interception	NYG 13	4	6	0	6	0	* NYG 7	Field Goal
2	9:52	8:04	1:48	Kickoff	TB 20	5	70	0	70	1	* NYG 10	Field Goal
3	0:53	14:54	0:59	Kickoff	TB 20	2	1	5	6	1	TB 24	Fumble
4	11:20	6:58	4:22	Kickoff	TB 10	11	50	15	65	4	NYG 25	Missed FG
5	3:02	0:06	2:56	Downs	TB 35	7	48	14	62	4	* NYG 3	Field Goal
6	15:00	12:32	2:28	Kickoff	TB 22	5	22	0	22	1	TB 45	Fumble
7	11:49	7:15	4:34	Kickoff	TB 17	10	59	-10	49	2	NYG 34	Field Goal
8	2:02	0:24	1:38	Interception	TB 43	5	10	0	10	1	NYG 47	Punt
9	11:36	9:25	2:11	Punt	TB 13	5	87	0	87	3	* NYG 10	Touchdown
10	7:18	4:57	2:21	Kickoff	TB 20	8	31	0	31	2	NYG 49	Punt
11	0:23	0:00	0:23	Kickoff	TB 6	2	1	0	1	0	TB 6	Fumble

(293) Average TB 27

*** inside opponent's 20**

Time of Possession by Quarter		1st	2nd	3rd	4th	OT	Total
Visitor	New York Giants	10:54	7:36	6:20	10:05		34:55
Home	Tampa Bay Buccaneers	4:06	7:24	8:40	4:55		25:05

Kickoff Drive No.-Start Average

Giants: 6 - NYG 21

Buccaneers: 7 - TB 16

New York Giants vs Tampa Bay Buccaneers
11/8/2015 at Raymond James Stadium

Final Defensive Statistics

New York Giants	Regular Defensive Plays											Special Teams					Misc			
	TKL	AST	COMB	SK	/ YDS	TFL	Q	IN	PD	FF	FR	TKL	AST	FF	FR	BL	TKL	AST	FF	FR
J.Brinkley	5	2	7	0	0	1	0	0	0	1	1	0	0	0	0	0	0	0	0	0
J.Casillas	6	0	6	0	0	0	0	0	0	0	0	0	0	0	0	0	0	0	0	0
D.Kennard	4	2	6	0	0	0	1	0	0	0	0	0	0	0	0	0	0	0	0	0
L.Collins	4	1	5	0	0	0	1	0	1	0	0	0	0	0	0	0	0	0	0	0
D.Rodgers-Cromartie	3	0	3	0	0	0	0	0	0	0	0	0	0	0	0	0	0	0	0	0
J.Bromley	2	1	3	0	0	0	2	0	0	0	0	0	0	0	0	0	0	0	0	0
J.Pierre-Paul	2	0	2	0	0	0	2	0	0	0	0	0	0	0	0	0	0	0	0	0
T.Wade	2	0	2	0	0	0	1	0	0	0	2	0	0	0	0	0	0	0	0	0
C.Dahl	2	0	2	0	0	0	0	0	0	0	0	2	0	0	0	0	0	0	0	0
B.Merriweather	1	1	2	0	0	0	0	0	0	0	0	0	0	0	0	0	0	0	0	0
R.Ayers Jr.	1	0	1	0	0	0	1	0	0	0	0	0	0	0	0	0	0	0	0	0
J.Hosley	1	0	1	0	0	0	0	0	1	0	0	0	0	0	0	0	0	0	0	0
J.Hankins	1	0	1	0	0	0	0	0	0	1	0	0	0	0	0	0	0	0	0	0
D.Moore	1	0	1	0	0	0	0	0	0	0	0	0	1	0	0	0	0	0	0	0
K.Wynn	1	0	1	0	0	0	0	0	0	0	0	0	0	0	0	0	0	0	0	0
C.Jenkins	1	0	1	0	0	0	0	0	0	0	0	0	0	0	0	0	0	0	0	0
T.McBride	1	0	1	0	0	0	0	0	0	0	0	0	0	0	0	0	0	0	0	0
M.Herzlich	0	1	1	0	0	0	0	0	0	0	0	0	0	0	0	0	0	0	0	0
M.Kuhn	0	0	0	0	0	0	1	0	0	0	0	0	0	0	0	0	0	0	0	0
J.Brown	0	0	0	0	0	0	0	0	0	0	0	1	0	0	0	0	0	0	0	0
G.Davis	0	0	0	0	0	0	0	0	0	0	0	1	0	0	0	0	0	0	0	0
T.Jacobs	0	0	0	0	0	0	0	0	0	0	0	1	0	0	0	0	0	0	0	0
D.Harris	0	0	0	0	0	0	0	0	0	0	0	0	0	0	0	0	1	0	0	0
O.Beckham Jr.	0	0	0	0	0	0	0	0	0	0	0	0	0	0	0	0	1	0	0	0
Total	38	8	46	0	0	1	9	0	2	2	3	5	1	0	0	0	2	0	0	0

TKL = Tackle AST = Assist COMB = Combined QH=QB Hit IN = Interception PD = Pass Defense FF = Forced Fumble FR = Fumble Recovery

Tampa Bay Buccaneers	Regular Defensive Plays											Special Teams					Misc			
	TKL	AST	COMB	SK	/ YDS	TFL	QH	IN	PD	FF	FR	TKL	AST	FF	FR	BL	TKL	AST	FF	FR
L.David	6	5	11	0	0	0	0	0	0	0	0	0	0	0	0	0	0	0	0	0
K.Alexander	5	5	10	0	0	2	0	0	0	0	0	0	0	0	0	0	0	0	0	0
A.Verner	8	0	8	0	0	0	0	1	1	0	0	0	0	0	0	0	0	0	0	0
K.Tandy	7	1	8	0	0	1	0	0	0	0	0	0	0	0	0	0	0	0	0	0
C.Conte	5	3	8	0	0	0	0	0	1	0	0	0	0	0	0	0	0	0	0	0
W.Gholston	3	4	7	0	0	0	0	0	0	0	0	0	0	0	0	0	0	0	0	0
J.Adjei-Barimah	4	2	6	0	0	1	0	0	0	0	0	0	0	0	0	0	0	0	0	0
D.Lansanah	3	1	4	0	0	1	0	0	0	0	0	0	0	0	0	0	0	0	0	0
S.Moore	3	0	3	0	0	0	0	1	3	1	0	0	0	0	0	0	0	0	0	0
B.McDougald	3	0	3	0	0	0	0	0	0	0	0	0	0	0	0	0	0	0	0	0
A.Spence	2	1	3	0	0	0	0	0	0	0	0	0	0	0	0	0	0	0	0	0
G.Johnson	1	2	3	0	0	0	0	0	0	0	0	0	0	0	0	0	0	0	0	0
H.Melton	2	0	2	0	0	0	1	0	1	0	0	0	0	0	0	0	0	0	0	0
G.McCoy	1	0	1	0	0	0	1	0	0	0	0	0	0	0	0	0	0	0	0	0
B.Carter	1	0	1	0	0	0	0	0	0	0	0	1	0	0	0	0	0	0	0	0
O.Lemon	0	0	0	0	0	0	0	0	0	0	0	1	0	0	0	0	0	0	0	0
R.Shepard	0	0	0	0	0	0	0	0	0	0	0	0	1	0	0	0	0	0	0	0
B.Rainey	0	0	0	0	0	0	0	0	0	0	0	0	0	0	1	0	0	0	0	0
J.Hawley	0	0	0	0	0	0	0	0	0	0	0	0	0	0	0	0	1	0	0	0
A.Humphries	0	0	0	0	0	0	0	0	0	0	0	0	0	0	0	0	1	0	0	0
Total	54	24	78	0	0	5	2	2	6	1	0	2	1	0	1	0	2	0	0	0

New York Giants vs Tampa Bay Buccaneers

11/8/2015 at Raymond James Stadium

First Half Summary

PERIOD SCORES

Giants	10	7 = 17
Buccaneers	6	3 = 9

TIME OF POSSESSION

Giants	18:30
Buccaneers	11:30

Scoring Plays

Team	Qtr	Time	Play Description (Extra Point) (Drive Info)	Visitor	Home
Buccaneers	1	13:26	C.Barth 25 yd. Field Goal (4-6, 1:25)	0	3
Giants	1	9:52	J.Brown 35 yd. Field Goal (10-63, 3:34)	3	3
Buccaneers	1	8:04	C.Barth 28 yd. Field Goal (5-70, 1:48)	3	6
Giants	1	0:53	R.Randle 8 yd. pass from E.Manning (J.Brown kick) (12-80, 7:11)	10	6
Giants	2	11:20	S.Vereen 4 yd. pass from E.Manning (J.Brown kick) (9-28, 3:34)	17	6
Buccaneers	2	0:06	C.Barth 21 yd. Field Goal (7-62, 2:56)	17	9

	New York Giants	Tampa Bay Buccaneers
TOTAL FIRST DOWNS	15	10
First Downs Rushing-Passing-by Penalty	3 - 9 - 3	2 - 5 - 3
THIRD DOWN EFFICIENCY	5-7-71%	1-5-20%
TOTAL NET YARDS	179	175
Total Offensive Plays	39	25
NET YARDS RUSHING	55	33
NET YARDS PASSING	124	142
Gross Yards Passing	124	142
Times thrown-yards lost attempting to pass	0-0	0-0
Pass Attempts-Completions-Had Intercepted	23 - 17 - 1	14 - 8 - 0
Punts-Number and Average	0 - 0	0 - 0
Penalties-Number and Yards	5 - 44	5 - 43
Fumbles-Number and Lost	0 - 0	1 - 1
Red Zone Efficiency	2-3-67%	0-3-0%
Average Drive Start	NYG 31	TB 34

New York Giants

Tampa Bay Buccaneers

RUSHING						RUSHING					
	ATT	YDS	AVG	LG	TD		ATT	YDS	AVG	LG	TD
O.Darkwa	3	17	5.7	9	0	J.Winston	2	14	7.0	12	0
A.Williams	5	16	3.2	6	0	C.Sims	4	10	2.5	8	0
R.Jennings	3	13	4.3	6	0	D.Martin	5	9	1.8	4	0
S.Vereen	4	10	2.5	8	0						
E.Manning	1	-1	-1.0	-1	0						
Total	16	55	3.4	9	0	Total	11	33	3.0	12	0

PASSING									PASSING								
	ATT	CMP	YDS	SK/YD	TD	LG	IN	RT		ATT	CMP	YDS	SK/YD	TD	LG	IN	RT
E.Manning	23	17	124	0/0	2	16	1	97.0	J.Winston	14	8	142	0/0	0	68	0	92.0
Total	23	17	124	0/0	2	16	1	97.0	Total	14	8	142	0/0	0	68	0	92.0

PASS RECEIVING							PASS RECEIVING						
	TAR	REC	YDS	AVG	LG	TD		TAR	REC	YDS	AVG	LG	TD
R.Randle	5	5	40	8.0	13	1	M.Evans	8	4	106	26.5	68	0
S.Vereen	4	4	29	7.3	10	1	A.Humphries	3	3	32	10.7	16	0
O.Beckham Jr.	6	3	39	13.0	16	0	D.Dye	2	1	4	4.0	4	0
A.Williams	1	1	7	7.0	7	0	D.Martin	1	0	0	0.0	0	0
J.Cunningham	1	1	6	6.0	6	0							
M.White	1	1	3	3.0	3	0							
D.Harris	1	1	1	1.0	1	0							
R.Jennings	1	1	-1	-1.0	-1	0							
W.Tye	3	0	0	0.0	0	0							
Total	23	17	124	7.3	16	2	Total	14	8	142	17.8	68	0

New York Giants

Regular Defensive Plays

Special Teams

Misc

First Quarter

11/8/2015

Play By Play

TB wins the coin toss and elects to defer. NYG elects to Receive, and TB elects to defend the south goal.

C.Barth kicks 65 yards from TB 35 to end zone, Touchback.

New York Giants at 15:00

1-10-NYG 20 (15:00) (Shotgun) E.Manning pass short right intended for O.Beckham Jr. INTERCEPTED by S.Moore at NYG 31. S.Moore pushed ob at NYG 13 for 18 yards (D.Harris).

Tampa Bay Buccaneers at 14:51

1-10-NYG 13 (14:51) D.Martin right end to NYG 9 for 4 yards (J.Casillas).

2-6-NYG 9 (14:15) D.Martin left guard to NYG 7 for 2 yards (J.Hosley).

3-4-NYG 7 (13:34) (Shotgun) J.Winston pass incomplete short left to M.Evans.

4-4-NYG 7 (13:30) (Field Goal formation) C.Barth 25 yard field goal is GOOD, Center-A.DePaola, Holder-J.Schum.

NYG 0 TB 3, 4 plays, 6 yards, 1:25 drive, 1:34 elapsed

C.Barth kicks 65 yards from TB 35 to end zone, Touchback.

New York Giants at 13:26

1-10-NYG 20 (13:26) E.Manning pass short left to R.Randle to NYG 26 for 6 yards (J.Adjei-Barimah, D.Lansanah).

2-4-NYG 26 (12:51) E.Manning pass incomplete short right to O.Beckham Jr..

3-4-NYG 26 (12:44) (Shotgun) E.Manning pass short middle to O.Beckham Jr. to NYG 42 for 16 yards (B.McDougald, C.Conte). P1

PENALTY on TB-L.David, Unnecessary Roughness, 15 yards, enforced at NYG 42. X2

1-10-TB 43 (12:23) E.Manning pass short left to R.Randle to TB 36 for 7 yards (A.Verner).

2-3-TB 36 (11:54) S.Vereen left guard to TB 28 for 8 yards (C.Conte, W.Gholston). R3

1-10-TB 28 (11:16) (Shotgun) E.Manning pass short left to S.Vereen to TB 18 for 10 yards (J.Adjei-Barimah). P4

1-10-TB 18 (10:41) (No Huddle) S.Vereen right guard to TB 17 for 1 yard (H.Melton, K.Alexander).

2-9-TB 17 (10:07) (No Huddle, Shotgun) E.Manning pass incomplete deep middle to W.Tye (C.Conte).

3-9-TB 17 (10:02) (Shotgun) E.Manning pass incomplete short left to W.Tye.

4-9-TB 17 (9:57) (Field Goal formation) J.Brown 35 yard field goal is GOOD, Center-Z.DeOssie, Holder-B.Wing.

NYG 3 TB 3, 10 plays, 63 yards, 1 penalty, 3:34 drive, 5:08 elapsed

J.Brown kicks 65 yards from NYG 35 to end zone, Touchback.

Tampa Bay Buccaneers at 9:52

1-10-TB 20 (9:52) J.Winston pass deep middle to M.Evans to NYG 12 for 68 yards (J.Casillas). P1

1-10-NYG 12 (9:01) K.Pamphile reported in as eligible. D.Martin right guard to NYG 10 for 2 yards (J.Pierre-Paul, J.Brinkley).

2-8-NYG 10 (8:23) J.Winston pass incomplete short left to M.Evans.

3-8-NYG 10 (8:17) (Shotgun) J.Winston pass incomplete short left to D.Martin.

Penalty on TB-C.Brute, Offensive Pass Interference, declined.

4-8-NYG 10 (8:08) (Field Goal formation) C.Barth 28 yard field goal is GOOD, Center-A.DePaola, Holder-J.Schum.

NYG 3 TB 6, 5 plays, 70 yards, 1:48 drive, 6:56 elapsed

C.Barth kicks 65 yards from TB 35 to end zone, Touchback.

New York Giants at 8:04

1-10-NYG 20 (8:04) A.Williams up the middle to NYG 26 for 6 yards (H.Melton, G.Johnson).

2-4-NYG 26 (7:36) (No Huddle) A.Williams left guard to NYG 32 for 6 yards (B.McDougald). R5

1-10-NYG 32 (7:02) (No Huddle, Shotgun) E.Manning pass short left to R.Randle pushed ob at NYG 38 for 6 yards (J.Adjei-Barimah).

2-4-NYG 38 (6:39) (No Huddle) A.Williams left tackle to NYG 37 for -1 yards (K.Tandy, K.Alexander).

3-5-NYG 37 (6:03) (No Huddle, Shotgun) PENALTY on TB-W.Gholston, Neutral Zone Infraction, 5 yards, enforced at NYG 37 - No Play. X6

1-10-NYG 42 (5:32) (No Huddle, Shotgun) E.Manning pass incomplete short middle to D.Harris.

PENALTY on TB-L.David, Defensive Pass Interference, 8 yards, enforced at NYG 42 - No Play. X7

1-10-50 (5:28) (No Huddle, Shotgun) E.Manning pass short right to D.Harris to TB 49 for 1 yard (A.Verner) [G.McCoy].

2-9-TB 49 (5:01) (No Huddle, Shotgun) E.Manning pass short middle to A.Williams to TB 42 for 7 yards (A.Verner).

3-2-TB 42 (4:30) (Shotgun) E.Manning pass short right to S.Vereen to TB 34 for 8 yards (L.David) [H.Melton]. P8

1-10-TB 34 (3:56) (No Huddle, Shotgun) PENALTY on TB-T.McDaniel, Neutral Zone Infraction, 5 yards, enforced at TB 34 - No Play.

1-5-TB 29 (3:38) (No Huddle, Shotgun) A.Williams left guard to TB 26 for 3 yards (B.McDougald).

2-2-TB 26 (2:58) (No Huddle, Shotgun) E.Manning pass short middle to O.Beckham Jr. to TB 13 for 13 yards (A.Verner, L.David). P9

1-10-TB 13 (2:17) (No Huddle, Shotgun) E.Manning pass short left to M.White to TB 10 for 3 yards (J.Adjei-Barimah; L.David).

2-7-TB 10 (1:42) A.Williams left guard to TB 8 for 2 yards (D.Lansanah).

New York Giants vs Tampa Bay Buccaneers at Raymond James Stadium

3-5-TB 8

(1:00) (No Huddle, Shotgun) E.Manning pass short left to R.Randle for 8 yards, TOUCHDOWN.

P10

J.Brown extra point is GOOD, Center-Z.DeOssie, Holder-B.Wing.

NYG 10 TB 6, 12 plays, 80 yards, 3 penalties, 7:11 drive, 14:07 elapsed

J.Brown kicks 65 yards from NYG 35 to end zone, Touchback.

Tampa Bay Buccaneers at 0:53

1-10-TB 20 (:53) D.Martin right end to TB 19 for -1 yards (J.Brinkley).

2-11-TB 19 (:11) (Shotgun) J.Winston pass short middle to C.Brake to TB 24 for 5 yards (D.Kennard).

PENALTY on NYG-J.Hosley, Defensive Holding, 5 yards, enforced at TB 19 - No Play.

X2

END OF QUARTER

	Score	Time Poss	First Downs				Efficiencies	
			R	P	X	T	3 Down	4 Down
New York Giants	10	10:54	2	5	3	10	3/4	0/0
Tampa Bay Buccaneers	6	4:06	0	1	1	2	0/2	0/0

Second Quarter

11/8/2015

Play By Play

Tampa Bay Buccaneers continued.

1-10-TB 24 (15:00) K.Pamphile reported in as eligible. D.Martin up the middle to TB 26 for 2 yards (J.Hankins). FUMBLES (J.Hankins), RECOVERED by NYG-J.Brinkley at TB 28. J.Brinkley to TB 28 for no gain (J.Hawley).

New York Giants at 14:54

1-10-TB 28 (14:54) (Shotgun) E.Manning pass incomplete short middle to W.Tye.
 2-10-TB 28 (14:48) (Shotgun) O.Darkwa left guard to TB 25 for 3 yards (G.McCoy, A.Spence).
 3-7-TB 25 (14:03) (No Huddle, Shotgun) E.Manning pass short left to O.Beckham Jr. pushed ob at TB 15 for 10 yards (K.Tandy) P11
1-10-TB 15 (13:42) (No Huddle) S.Vereen up the middle to TB 12 for 3 yards (K.Tandy).
PENALTY on NYG-E.Flowers, Offensive Holding, 10 yards, enforced at TB 12.
 1-17-TB 22 (13:25) O.Darkwa up the middle to TB 13 for 9 yards (A.Spence).
 2-8-TB 13 (12:59) (No Huddle) O.Darkwa up the middle to TB 8 for 5 yards (L.David).
 3-3-TB 8 (12:18) (No Huddle, Shotgun) E.Manning pass short right to J.Cunningham to TB 2 for 6 yards (C.Conte, L.David) P12
1-2-TB 2 (12:00) (No Huddle) S.Vereen up the middle to TB 4 for -2 yards (K.Alexander, C.Conte).
 2-4-TB 4 (11:25) (No Huddle, Shotgun) E.Manning pass short right to S.Vereen for 4 yards, TOUCHDOWN. P13
 J.Brown extra point is GOOD, Center-Z.DeOssie, Holder-B.Wing.

NYG 17 TB 6, 9 plays, 28 yards, 3:34 drive, 3:40 elapsed

J.Brown kicks 69 yards from NYG 35 to TB -4. B.Rainey to TB 42 for 46 yards (J.Brown).

PENALTY on TB-O.Lemon, Offensive Holding, 10 yards, enforced at TB 20.

Tampa Bay Buccaneers at 11:20, (1st play from scrimmage 11:11)

1-10-TB 10 (11:11) J.Winston pass short left to M.Evans pushed ob at TB 19 for 9 yards (D.Rodgers-Cromartie).
 2-1-TB 19 (10:42) C.Sims right guard to TB 19 for no gain (K.Wynn, J.Brinkley).
 Timeout #1 by TB at 09:56.
 3-1-TB 19 (9:56) C.Sims right guard to TB 20 for 1 yard (D.Kennard, M.Herzlich) R3
1-10-TB 20 (9:17) (No Huddle) J.Winston pass short left to M.Evans to TB 24 for 4 yards (C.Jenkins).
 2-6-TB 24 (8:38) (No Huddle) J.Winston pass deep left to A.Humphries to TB 40 for 16 yards (L.Collins) P4
1-10-TB 40 (8:18) (No Huddle) C.Sims right tackle to TB 41 for 1 yard (D.Kennard, J.Bromley).
PENALTY on NYG-B.Merriweather, Unnecessary Roughness, 15 yards, enforced at TB 41. X5
1-10-NYG 44 (8:05) (No Huddle) J.Winston pass short right to A.Humphries pushed ob at NYG 33 for 11 yards (C.Dahl) P6
1-10-NYG 33 (7:34) (No Huddle) J.Winston pass incomplete short middle to M.Evans.
 2-10-NYG 33 (7:29) C.Sims right tackle to NYG 25 for 8 yards (C.Dahl).
 3-2-NYG 25 (7:10) (Shotgun) J.Winston pass incomplete short right to M.Evans.
 4-2-NYG 25 (7:03) (Field Goal formation) C.Barth 43 yard field goal is No Good, Wide Right, Center-A.DePaola, Holder-J.Schum.

New York Giants at 6:58

1-10-NYG 33 (6:58) R.Jennings right guard to NYG 39 for 6 yards (A.Verner, W.Gholston).
 2-4-NYG 39 (6:21) (No Huddle, Shotgun) R.Jennings right guard to NYG 44 for 5 yards (K.Alexander, W.Gholston) R14
1-10-NYG 44 (5:44) (No Huddle, Shotgun) E.Manning pass short left to R.Randle to TB 43 for 13 yards (A.Verner, J.Adjei-Barimah) P15
1-10-TB 43 (5:11) (No Huddle) R.Jennings left guard to TB 41 for 2 yards (L.David, G.Johnson).
 2-8-TB 41 (4:38) (No Huddle, Shotgun) E.Manning pass short left to R.Jennings to TB 42 for -1 yards (J.Adjei-Barimah).
 Timeout #1 by NYG at 03:51.
 3-9-TB 42 (3:51) (Shotgun) E.Manning pass short middle to S.Vereen to TB 35 for 7 yards (K.Alexander, L.David).
 Timeout #2 by TB at 03:05.
 4-2-TB 35 (3:05) (Shotgun) E.Manning pass incomplete short middle to O.Beckham Jr. (H.Melton).

Tampa Bay Buccaneers at 3:02

1-10-TB 35 (3:02) (Shotgun) J.Winston pass short left to M.Evans ran ob at NYG 40 for 25 yards. P7
1-10-NYG 40 (2:40) (Shotgun) *PENALTY on NYG-J.Pierre-Paul, Neutral Zone Infraction, 5 yards, enforced at NYG 40 - No Play.*
 1-5-NYG 35 (2:24) (Shotgun) J.Winston pass short middle to A.Humphries to NYG 30 for 5 yards (J.Casillas) [R.Ayers Jr.] P8

Two-Minute Warning

1-10-NYG 30 (2:00) (Shotgun) J.Winston scrambles right end to NYG 18 for 12 yards (D.Moore) R9
1-10-NYG 18 (1:36) (No Huddle, Shotgun) J.Winston pass incomplete short right to M.Evans.
PENALTY on NYG-D.Moore, Roughing the Passer, 9 yards, enforced at NYG 18 - No Play. X10
1-9-NYG 9 (1:31) (Shotgun) J.Winston pass short right to D.Dye to NYG 5 for 4 yards (J.Casillas).

New York Giants vs Tampa Bay Buccaneers at Raymond James Stadium

2-5-NYG 5 (1:04) (No Huddle, Shotgun) J.Winston pass incomplete short right to D.Dye (J.Hosley).

3-5-NYG 5 (:59) (Shotgun) J.Winston scrambles up the middle to NYG 3 for 2 yards (B.Meriweather).

Timeout #3 by TB at 00:10.

4-3-NYG 3 (:10) (Field Goal formation) C.Barth 21 yard field goal is GOOD, Center-A.DePaola, Holder-J.Schum.

NYG 17 TB 9, 7 plays, 62 yards, 2 penalties, 2:56 drive, 14:54 elapsed
--

C.Barth kicks 65 yards from TB 35 to end zone, Touchback.

New York Giants at 0:06

1-10-NYG 20 (:06) E.Manning kneels to NYG 19 for -1 yards.

END OF QUARTER

	Score	Time Poss	First Downs				Efficiencies	
			R	P	X	T	3 Down	4 Down
New York Giants	17	7:36	1	4	0	5	2/3	0/1
Tampa Bay Buccaneers	9	7:24	2	4	2	8	1/3	0/0

Third Quarter

11/8/2015

Play By Play

TB elects to Receive, and NYG elects to defend the North goal.

J.Brown kicks 69 yards from NYG 35 to TB -4. B.Rainey to TB 22 for 26 yards (C.Dahl).

Tampa Bay Buccaneers at 15:00, (1st play from scrimmage 14:54)

1-10-TB 22	(14:54) D.Martin right guard to TB 27 for 5 yards (J.Brinkley).	
2-5-TB 27	(14:20) J.Winston pass short left to D.Martin to TB 29 for 2 yards (J.Pierre-Paul).	
3-3-TB 29	(13:40) (Shotgun) J.Winston pass short middle to M.Evans to TB 38 for 9 yards (D.Rodgers-Cromartie).	P11
<u>1-10-TB 38</u>	(13:14) (No Huddle) C.Sims left tackle to TB 45 for 7 yards (J.Brinkley).	
2-3-TB 45	(12:44) (No Huddle) C.Sims right end to TB 44 for -1 yards (J.Brinkley). FUMBLES (J.Brinkley), touched at TB 44, RECOVERED by NYG-T.Wade at TB 24. T.Wade to TB 24 for no gain (A.Humphries). <i>Penalty on TB-C.Brake, Offensive Holding, declined.</i>	

New York Giants at 12:32

1-10-TB 24	(12:32) (Shotgun) E.Manning pass incomplete short middle to O.Beckham Jr..	
2-10-TB 24	(12:28) R.Jennings right tackle to TB 17 for 7 yards (B.Carter, K.Tandy).	
3-3-TB 17	(11:58) (No Huddle, Shotgun) E.Manning pass incomplete short right to O.Beckham Jr. (S.Moore).	
4-3-TB 17	(11:53) (Field Goal formation) J.Brown 35 yard field goal is GOOD, Center-Z.DeOssie, Holder-B.Wing.	

NYG 20 TB 9, 4 plays, 7 yards, 0:43 drive, 3:11 elapsed

J.Brown kicks 70 yards from NYG 35 to TB -5. B.Rainey to TB 17 for 22 yards (G.Davis).

Tampa Bay Buccaneers at 11:49, (1st play from scrimmage 11:43)

1-10-TB 17	(11:43) D.Martin right tackle to TB 22 for 5 yards (J.Casillas, L.Collins).	
2-5-TB 22	(11:08) J.Winston pass short left to J.Lane to TB 26 for 4 yards (D.Kennard, J.Brinkley). <i>PENALTY on TB-L.Mankins, Offensive Holding, 10 yards, enforced at TB 22 - No Play.</i>	
2-15-TB 12	(10:40) (Shotgun) J.Winston pass short right to D.Martin to TB 22 for 10 yards (L.Collins, D.Kennard).	
3-5-TB 22	(10:11) (No Huddle, Shotgun) J.Winston pass short left to A.Humphries pushed ob at TB 38 for 16 yards (T.McBride) [L.Collins].	P12
<u>1-10-TB 38</u>	(9:44) J.Winston pass incomplete short right to M.Evans [M.Kuhn].	
2-10-TB 38	(9:36) D.Martin right guard to TB 41 for 3 yards (R.Ayers Jr., B.Meriweather).	
3-7-TB 41	(8:55) (No Huddle, Shotgun) J.Winston pass deep right to C.Brake ran ob at NYG 42 for 17 yards.	P13
<u>1-10-NYG 42</u>	(8:43) D.Martin up the middle to NYG 38 for 4 yards (J.Bromley).	
2-6-NYG 38	(8:07) J.Winston pass short right to M.Evans to NYG 34 for 4 yards (D.Rodgers-Cromartie) [J.Bromley].	
3-2-NYG 34	(7:27) (Shotgun) J.Winston pass incomplete short right to D.Martin.	
4-2-NYG 34	(7:20) (Field Goal formation) C.Barth 53 yard field goal is GOOD, Center-A.DePaola, Holder-J.Schum.	

NYG 20 TB 12, 10 plays, 49 yards, 4:34 drive, 7:45 elapsed

C.Barth kicks 71 yards from TB 35 to NYG -6. D.Harris to NYG 20 for 26 yards (B.Carter, R.Shepard).

New York Giants at 7:15, (1st play from scrimmage 7:10)

1-10-NYG 20	(7:10) R.Jennings left end to NYG 17 for -3 yards (K.Alexander).	
2-13-NYG 17	(6:35) E.Manning pass short right to O.Beckham Jr. to NYG 27 for 10 yards (K.Alexander).	
3-3-NYG 27	(5:48) (No Huddle, Shotgun) E.Manning pass short right to W.Tye to NYG 42 for 15 yards (C.Conte).	P16
<u>1-10-NYG 42</u>	(5:25) (No Huddle) E.Manning pass incomplete short right to O.Beckham Jr. (S.Moore).	
2-10-NYG 42	(5:20) R.Jennings left tackle to NYG 45 for 3 yards (C.Conte, K.Alexander).	
3-7-NYG 45	(4:46) (No Huddle, Shotgun) E.Manning pass short middle to O.Beckham Jr. to TB 47 for 8 yards (A.Verner, L.David).	P17
<u>1-10-TB 47</u>	(4:12) S.Vereen left tackle to TB 46 for 1 yard (W.Gholston).	
2-9-TB 46	(3:35) (No Huddle, Shotgun) E.Manning pass incomplete short left to D.Harris.	
3-9-TB 46	(3:29) (No Huddle, Shotgun) E.Manning pass short left to O.Beckham Jr. to TB 34 for 12 yards (A.Verner). Timeout #1 by TB at 02:57.	P18
<u>1-10-TB 34</u>	(2:57) E.Manning pass incomplete short right to W.Tye.	
2-10-TB 34	(2:53) (No Huddle, Shotgun) R.Jennings left tackle to TB 33 for 1 yard (K.Tandy).	
3-9-TB 33	(2:10) (No Huddle, Shotgun) E.Manning pass short middle intended for O.Beckham Jr. INTERCEPTED by A.Verner at TB 27. A.Verner to TB 43 for 16 yards (O.Beckham Jr.).	

Tampa Bay Buccaneers at 2:02

1-10-TB 43	(2:02) J.Winston pass short right to J.Lane pushed ob at TB 48 for 5 yards (J.Casillas).	
2-5-TB 48	(1:32) D.Martin left tackle to NYG 47 for 5 yards (J.Brinkley).	R14
<u>1-10-NYG 47</u>	(:52) J.Winston pass incomplete deep left to M.Evans [J.Bromley]. Timeout #1 by NYG at 00:45.	

New York Giants vs Tampa Bay Buccaneers at Raymond James Stadium

2-10-NYG 47 (:45) (Shotgun) J.Winston pass incomplete short middle to M.Evans (L.Collins).

3-10-NYG 47 (:38) (Shotgun) J.Winston pass incomplete short right to M.Evans [D.Kennard].

4-10-NYG 47 (:31) (Punt formation) J.Schum punts 36 yards to NYG 11, Center-A.DePaola, fair catch by D.Harris.

New York Giants at 0:24

1-10-NYG 11 (:24) O.Darkwa up the middle to NYG 15 for 4 yards (D.Lansanah, W.Gholston).

END OF QUARTER

	Score	Time Poss	First Downs				Efficiencies	
			R	P	X	T	3 Down	4 Down
New York Giants	20	6:20	0	3	0	3	3/5	0/0
Tampa Bay Buccaneers	12	8:40	1	3	0	4	3/5	0/0

Fourth Quarter

11/8/2015

Play By Play

New York Giants continued.

2-6-NYG 15	(15:00) <i>PENALTY on TB-G.McCoy, Neutral Zone Infraction, 5 yards, enforced at NYG 15 - No Play.</i>	
2-1-NYG 20	(15:00) O.Darkwa right guard to NYG 21 for 1 yard (W.Gholston).	R19
<u>1-10-NYG 21</u>	(14:12) O.Darkwa right guard to NYG 22 for 1 yard (W.Gholston).	
2-9-NYG 22	(13:31) E.Manning pass short left to W.Tye to NYG 26 for 4 yards (L.David).	
3-5-NYG 26	(12:51) (No Huddle, Shotgun) E.Manning pass short right to O.Beckham Jr. to NYG 29 for 3 yards (S.Moore).	
4-2-NYG 29	(12:02) <i>(Punt formation) PENALTY on NYG-B.Wing, Delay of Game, 5 yards, enforced at NYG 29 - No Play.</i>	
4-7-NYG 24	(11:51) (Punt formation) B.Wing punts 64 yards to TB 12, Center-Z.DeOssie. B.Rainey MUFFS catch, touched at TB 12, and recovers at TB 12. B.Rainey to TB 13 for 1 yard (C.Dahl, D.Moore).	

Tampa Bay Buccaneers at 11:36

1-10-TB 13	(11:36) C.Sims left guard to NYG 28 for 59 yards (T.Wade).	R15
<u>1-10-NYG 28</u>	(10:57) (No Huddle, Shotgun) J.Winston pass deep middle to M.Evans to NYG 10 for 18 yards (L.Collins).	P16
<u>1-10-NYG 10</u>	(10:17) D.Martin left tackle to NYG 10 for no gain (J.Bromley).	
2-10-NYG 10	(9:40) (Shotgun) J.Winston pass incomplete short right to D.Dye.	
3-10-NYG 10	(9:35) (Shotgun) J.Winston scrambles right end for 10 yards, TOUCHDOWN.	R17
	(Pass formation) TWO-POINT CONVERSION ATTEMPT. J.Winston pass to R.Shepard is incomplete. ATTEMPT FAILS.	

NYG 20 TB 18, 5 plays, 87 yards, 2:11 drive, 5:35 elapsed
--

C.Barth kicks 69 yards from TB 35 to NYG -4. D.Harris to NYG 24 for 28 yards (O.Lemon).

New York Giants at 9:25, (1st play from scrimmage 9:18)

1-10-NYG 24	(9:18) E.Manning pass short right to O.Beckham Jr. to NYG 48 for 24 yards (S.Moore). FUMBLES (S.Moore), ball out of bounds at NYG 48.	P20
<u>1-10-NYG 48</u>	(9:03) A.Williams up the middle to TB 41 for 11 yards (C.Conte).	R21
<u>1-10-TB 41</u>	(8:30) (Shotgun) E.Manning pass short right to J.Cunningham to TB 37 for 4 yards (K.Tandy).	
2-6-TB 37	(8:05) (Shotgun) A.Williams right guard to TB 34 for 3 yards (G.Johnson, K.Alexander).	
3-3-TB 34	(7:30) (No Huddle, Shotgun) E.Manning pass incomplete deep left to O.Beckham Jr..	
4-3-TB 34	(7:24) (Field Goal formation) J.Brown 53 yard field goal is GOOD, Center-Z.DeOssie, Holder-B.Wing.	

NYG 23 TB 18, 6 plays, 42 yards, 2:07 drive, 7:42 elapsed
--

J.Brown kicks 65 yards from NYG 35 to end zone, Touchback.

Tampa Bay Buccaneers at 7:18

1-10-TB 20	(7:18) J.Winston pass incomplete deep middle to D.Dye.	
2-10-TB 20	(7:11) B.Rainey right guard to TB 23 for 3 yards (D.Kennard).	
3-7-TB 23	(6:34) (Shotgun) J.Winston pass short middle to M.Evans to TB 41 for 18 yards (T.Wade) [J.Pierre-Paul]. <i>Penalty on NYG-T.Wade, Defensive Holding, declined.</i>	P18
<u>1-10-TB 41</u>	(6:23) J.Winston pass short right to A.Humphries pushed ob at TB 48 for 7 yards (D.Kennard).	
2-3-TB 48	(6:00) (No Huddle, Shotgun) C.Sims up the middle to NYG 49 for 3 yards (L.Collins, D.Kennard).	R19
<u>1-10-NYG 49</u>	(5:25) (No Huddle, Shotgun) J.Winston pass incomplete deep right to C.Sims [J.Pierre-Paul]. Timeout #2 by TB at 05:19.	
2-10-NYG 49	(5:19) (Shotgun) J.Winston pass incomplete short right to M.Evans.	
3-10-NYG 49	(5:12) (Shotgun) J.Winston pass incomplete short right to M.Evans [T.Wade].	
4-10-NYG 49	(5:07) (Punt formation) J.Schum punts 49 yards to end zone, Center-A.DePaola, Touchback.	

New York Giants at 4:57

1-10-NYG 20	(4:57) R.Jennings up the middle to NYG 24 for 4 yards (A.Spence).	
2-6-NYG 24	(4:20) (No Huddle, Shotgun) E.Manning pass incomplete deep right to D.Harris.	
3-6-NYG 24	(4:14) (No Huddle, Shotgun) E.Manning pass short left to O.Beckham Jr. to NYG 33 for 9 yards (S.Moore).	P22
<u>1-10-NYG 33</u>	(3:29) (No Huddle) S.Vereen right guard to NYG 36 for 3 yards (L.David). <i>PENALTY on TB-A.Spence, Unnecessary Roughness, 15 yards, enforced at NYG 36.</i>	X23
<u>1-10-TB 49</u>	(3:21) (Shotgun) R.Jennings left guard to TB 40 for 9 yards (K.Tandy). Timeout #3 by TB at 03:21.	
2-1-TB 40	(3:10) R.Jennings left guard to TB 33 for 7 yards (K.Tandy).	R24
<u>1-10-TB 33</u>	(2:26) R.Jennings left guard to TB 33 for no gain (L.David).	

Two-Minute Warning

2-10-TB 33	(2:00) R.Jennings right guard to TB 25 for 8 yards (K.Alexander, C.Conte).	
------------	--	--

New York Giants vs Tampa Bay Buccaneers at Raymond James Stadium

Timeout #2 by NYG at 01:11.

3-2-TB 25 (1:11) R.Jennings up the middle to TB 26 for -1 yards (D.Lansanah).

Timeout #3 by NYG at 00:28.

4-3-TB 26 (:28) (Field Goal formation) J.Brown 44 yard field goal is GOOD, Center-Z.DeOssie, Holder-B.Wing.

NYG 26 TB 18, 10 plays, 54 yards, 1 penalty, 4:34 drive, 14:37 elapsed

J.Brown kicks 68 yards from NYG 35 to TB -3. B.Rainey to TB 12 for 15 yards (T.Jacobs).

PENALTY on TB-B.Carter, Illegal Block Above the Waist, 6 yards, enforced at TB 12.

Tampa Bay Buccaneers at 0:23, (1st play from scrimmage 0:18)

1-10-TB 6 (:18) (Shotgun) J.Winston pass incomplete short left to M.Evans.

2-10-TB 6 (:13) (Shotgun) J.Winston pass short right to C.Sims to TB 10 for 4 yards. Lateral to M.Evans to TB 7 for -3 yards. FUMBLES, touched at TB 10, RECOVERED by NYG-T.Wade at TB 5. T.Wade for 5 yards, TOUCHDOWN.

New York Giants at 0:00

(Kick formation) TWO-POINT CONVERSION ATTEMPT. J.Brown rushes kneels. ATTEMPT FAILS.

NYG 32 TB 18, 0 plays, 5 yards, 0:00 drive, 15:00 elapsed

END OF QUARTER

	Score	Time Poss	First Downs				Efficiencies	
			R	P	X	T	3 Down	4 Down
New York Giants	32	10:05	3	2	1	6	1/4	0/0
Tampa Bay Buccaneers	18	4:55	3	2	0	5	2/3	0/0

Miscellaneous Statistics Report

New York Giants vs Tampa Bay Buccaneers

11/8/2015 at Raymond James Stadium

Ten Longest Plays for New York Giants

Yards	Qtr	Play Start	Play Description
31	1	3-4-NYG 26	(12:44) (Shotgun) E.Manning pass short middle to O.Beckham Jr. to NYG 42 for 16 yards (B.McDougald, C.Conte). PENALTY on TB-L.David, Unnecessary Roughness, 15 yards, enforced at NYG 42.
24	4	1-10-NYG 24	(9:18) E.Manning pass short right to O.Beckham Jr. to NYG 48 for 24 yards (S.Moore). FUMBLES (S.Moore), ball out of bounds at NYG 48.
18	4	1-10-NYG 33	(3:29) (No Huddle) S.Vereen right guard to NYG 36 for 3 yards (L.David). PENALTY on TB-A.Spence, Unnecessary Roughness, 15 yards, enforced at NYG 36.
15	3	3-3-NYG 27	(5:48) (No Huddle, Shotgun) E.Manning pass short right to W.Tye to NYG 42 for 15 yards (C.Conte).
13	1	2-2-TB 26	(2:58) (No Huddle, Shotgun) E.Manning pass short middle to O.Beckham Jr. to TB 13 for 13 yards (A.Verner, L.David).
13	2	1-10-NYG 44	(5:44) (No Huddle, Shotgun) E.Manning pass short left to R.Randle to TB 43 for 13 yards (A.Verner, J.Adjei-Barimah).
12	3	3-9-TB 46	(3:29) (No Huddle, Shotgun) E.Manning pass short left to O.Beckham Jr. to TB 34 for 12 yards (A.Verner).
11	4	1-10-NYG 48	(9:03) A.Williams up the middle to TB 41 for 11 yards (C.Conte).
10	1	1-10-TB 28	(11:16) (Shotgun) E.Manning pass short left to S.Vereen to TB 18 for 10 yards (J.Adjei-Barimah).
10	2	3-7-TB 25	(14:03) (No Huddle, Shotgun) E.Manning pass short left to O.Beckham Jr. pushed ob at TB 15 for 10 yards (K.Tandy).

Ten Longest Plays for Tampa Bay Buccaneers

Yards	Qtr	Play Start	Play Description
68	1	1-10-TB 20	(9:52) J.Winston pass deep middle to M.Evans to NYG 12 for 68 yards (J.Casillas).
59	4	1-10-TB 13	(11:36) C.Sims left guard to NYG 28 for 59 yards (T.Wade).
25	2	1-10-TB 35	(3:02) (Shotgun) J.Winston pass short left to M.Evans ran ob at NYG 40 for 25 yards.
18	4	1-10-NYG 28	(10:57) (No Huddle, Shotgun) J.Winston pass deep middle to M.Evans to NYG 10 for 18 yards (L.Collins).
18	4	3-7-TB 23	(6:34) (Shotgun) J.Winston pass short middle to M.Evans to TB 41 for 18 yards (T.Wade) [J.Pierre-Paul].
17	3	3-7-TB 41	(8:55) (No Huddle, Shotgun) J.Winston pass deep right to C.Brake ran ob at NYG 42 for 17 yards.
16	2	2-6-TB 24	(8:38) (No Huddle) J.Winston pass deep left to A.Humphries to TB 40 for 16 yards (L.Collins).
16	2	1-10-TB 40	(8:18) (No Huddle) C.Sims right tackle to TB 41 for 1 yard (D.Kennard, J.Bromley).
16	3	3-5-TB 22	(10:11) (No Huddle, Shotgun) J.Winston pass short left to A.Humphries pushed ob at TB 38 for 16 yards (T.McBride)
12	2	1-10-NYG 30	(2:00) (Shotgun) J.Winston scrambles right end to NYG 18 for 12 yards (D.Moore).

Touchdown Scoring Information

		Offense	Defense	Special Teams
VISITOR	New York Giants	2	1	0
HOME	Tampa Bay Buccaneers	1	0	0

Player Scoring Information

Club	Player	TD	Rush TD	Rec TD	KO TD	Punt TD	Int TD	Fum TD	Misc TD	FG	XP	2Pt Rush	2Pt Rec	Sfty	Points
NYG	J.Brown	0	0	0	0	0	0	0	0	4	2	0	0	0	14
NYG	R.Randle	0	0	1	0	0	0	0	0	0	0	0	0	0	6
NYG	S.Vereen	0	0	1	0	0	0	0	0	0	0	0	0	0	6
TB	C.Barth	0	0	0	0	0	0	0	0	4	0	0	0	0	12
TB	J.Winston	0	1	0	0	0	0	0	0	0	0	0	0	0	6

Possession Detail

	First Half		Second Half		Game	
	Visitor	Home	Visitor	Home	Visitor	Home
Largest Lead	11	3	14	0	14	3
Drives Leading	3	0	5	0	8	0
Time of Possession Leading	7:36	0:00	16:25	0:00	24:01	0:00
Largest Deficit	-3	-11	0	-14	-3	-14
Drives Trailing	2	3	0	6	2	9
Time of Possession Trailing	10:45	8:17	0:00	13:35	10:45	21:52
Times Score Tied Up		1		0		1
Lead Changes		3		0		3

Playtime Percentage

Percent of playtime per player on offense, defense and special teams

New York Giants

Offense Defense Special Teams

Tampa Bay Buccaneers

Offense Defense Special Teams

New York Giants vs Tampa Bay Buccaneers

Sunday, November 08, 2015 at Raymond James Stadium

BUCCANEERS

BUCCANEERS OFFENSE

BUCCANEERS DEFENSE

GIANTS

No	Name	Pos	WR	17	D.Dye	89	R.Shepard	83	V.Jackson	DE	92	W.Gholston	94	G.Johnson	59	L.Sidbury	No	Name	Pos
3	Winston, James	QB	LT	76	<u>D.Smith</u>	64	K.Pamphile			DT	93	G.McCoy	90	H.Melton			3	Brown, Josh	K
4	Griffin, Ryan	QB								DT	97	A.Spence	77	T.McDaniel			9	Wing, Brad	P
5	Schum, Jacob	P	LG	70	L.Mankins					DE	56	J.Smith	95	H.Jones	91	<u>J.Shirley</u>	10	Manning, Eli	QB
8	Glennon, Mike	QB	C	68	J.Hawley	62	E.Smith			SLB	51	D.Lansanah	45	O.Lemon			12	Nassib, Ryan	QB
10	Barth, Connor	K	RG	74	<u>A.Merpet</u>					MLB	58	<u>K.Alexander</u>	50	B.Carter			13	Beckham, Odell	WR
11	Humphries, Adam	WR								WLB	54	L.David	52	J.George			17	Harris, Dwayne	WR
13	Evans, Mike	WR	RT	78	G.Chenilus					CB	24	M.Jenkins	21	A.Verner	26	S.Moore	18	Davis, Jeremy	WR
17	Dye, Dontee	WR								CB	27	J.Banks	28	T.Jennings	38	<u>J.Adjei-Barimah</u>	19	White, Myles	WR
21	Verner, Alterraun	CB	TE	88	L.Stocker	84	C.Brate	87	A.Seferian-Jenkins	SS	23	C.Conte	36	D.Swearenger			20	Amukamara, Prince	CB
22	Martin, Droug	RB								FS	30	B.McDougald	31	M.Wright	37	K.Tandy	21	Collins, Landon	S
23	Conte, Chris	S	TE	82	B.Myers												22	Meriwether, Brandon	S
24	Jenkins, Mike	CB															23	Jennings, Rashad	RB
26	Moore, Sterling	CB	WR	13	M.Evans	89	R.Shepard										25	Jacobs, Tramain	CB
27	Banks, Johnathan	CB	QB	22	D.Martin	8	M.Glennon	4	R.Griffin								26	Darkwa, Orleans	RB
28	Jennings, Tim	CB	S	RB	22	D.Martin	34	C.Sims	43	B.Rainey							28	Hosley, Jayron	CB
30	McDougald, Bradley	S															31	Wade, Trevin	CB
31	Wright, Major	S	FB	46	J.Lane												34	Vereen, Shane	RB
34	Sims, Charles	RB															37	McFadden, Leon	DB
36	Swearenger, D.J.	S															38	McBride, Trumaine	CB
37	Tandy, Keith	S															41	Rodgers-Cromartie	CB
38	Adjei-Barimah, Jude	CB															44	Dahl, Craig	S
43	Rainey, Bobby	RB															44	Williams, Andre	RB
45	Lemon, Orie	LB	LDE	72	K.Wynn	98	D.Moore			WR	13	O.Beckham Jr.	18	<u>G.Davis</u>	19	M.White	45	Tye, Will	TE
46	Lane, Jonvorkie	FB	LDT	99	C.Jenkins	78	M.Kuhn			LT	76	<u>E.Flowers</u>	67	J.Pugh			46	Morris, James	LB
48	DePaola, Andrew	LS								LG	67	J.Pugh	77	J.Jerry			47	'Unga, Uani	LB
50	Carter, Bruce	LB	RDT	95	J.Hankins	96	J.Bromley			C	70	W.Richburg	61	D.Reynolds			48	Whitlock, Nikita	FB
51	Lansanah, Darny	LB	RDE	91	R.Ayers Jr.	93	G.Selvie			RG	74	G.Schwartz	77	J.Jerry			51	DeOssie, Zak	LS
52	George, Jeremiah	LB	SLB	59	D.Kennard	94	M.Herzlich	46	J.Morris								53	Brinkley, Jasper	LB
54	David, Lavonte	DE	MLB	53	J.Brinkley	47	U.Unga			RT	73	M.Newhouse	68	<u>B.Hart</u>			54	Casillas, Jonathan	LB
56	Smith, Jacques	DE								TE	45	<u>W.Tye</u>					55	Thomas, J.T.	LB
58	Alexander, Kwon	LB								QB	10	E.Manning	12	R.Nassib			59	Kennard, Devon	LB
59	Sidbury, Lawrence	DE	WLB	54	J.Casillas					WR	82	R.Randle	17	D.Harris	80	V.Cruz	61	Reynolds, Dallas	C
62	Smith, Evan	C								RB	23	R.Jennings	44	A.Williams	34	S.Vereen	67	Pugh, Justin	RB
64	Pamphile, Kevin	TE	LCB	41	D.Rodgers-Cromartie	38	T.McBride	37	L.McFadden								68	Hart, Bobby	T
68	Hawley, Joe	C															70	Richburg, Weston	C
70	Mankins, Logan	G	SS	22	B.Meriwether	43	C.Dahl										72	Wynn, Kerry	DE
74	Merpet, Ali	OL	FS	21	<u>L.Collins</u>												73	Newhouse, Marshall	T
76	Smith, Donovan	T															74	Schwartz, Geoff	G
77	McDaniel, Tony	DT	RCB	28	J.Hosley	31	T.Wade	20	P.Amukamara	FB	49	N.Whitlock					76	Flowers, Ereck	T
78	Chenilus, Gosder	T															77	Jerry, John	G
82	Myers, Brandon	TE															78	Kuhn, Markus	DT
83	Jackson, Vincent	WR															80	Cruz, Victor	WR
84	Brate, Cameron	TE															82	Randle, Rueben	WR
87	Seferian-Jenkins,	TE															84	Donnell, Larry	TE
88	Stocker, Luke	TE															86	Cunningham, Jerome	TE
89	Shepard, Russell	WR	P	5	J.Schum												90	Pierre-Paul, Jason	DE
90	Melton, Henry	DT															91	Ayers, Robert	DE
91	Shirley, Josh	DE	PK	10	C.Barth												93	Selvie, George	DE
92	Gholston, William	DL	KO	10	C.Barth	5	J.Schum										94	Herzlich, Mark	LB
93	McCoy, Gerald	DT															95	Hankins, Johnathan	DT
94	Johnson, George	DE	H	5	J.Schum	8	M.Glennon										96	Bromley, Jay	DT
95	Jones, Howard	DE	LS	48	A.DePaola												98	Moore, Damontre	DE
97	Spence, Akeem	DT															99	Jenkins, Cullen	DT
			PR	43	B.Rainey	11	<u>A.Humphries</u>												
			KR	43	B.Rainey	11	<u>A.Humphries</u>												

TODAY'S OFFICIALS: Referee-Blekeman, Clete (34); Umpire-Rice, Jeff (44); Head Linesman-Cruz, Hugo (94); Line Judge-Johnson, Carl (101); Field Judge-Brown, Terry (43); Side Judge-Larrew, Joe (73); Back Judge-Patrick, Steve (17); Replay Assistant-Reels, Richard ()

New York Giants vs Tampa Bay Buccaneers

Sunday, November 08, 2015 at Raymond James Stadium

Tampa Bay Buccaneers

New York Giants

No	Name	Pos	No	Name	Pos	Ht	Wt	Age	Ex	School	No	Name	Pos	Ht	Wt	Age	Ex	School	No	Name	Pos
38	Adje-Bairmah, Jude	CB	3	James Winston	QB	604	231	21	R	Florida State	3	Josh Brown	K	600	202	36	13	Nebraska	47	Unqi, Uari	LB
58	Alexander, Kwion	LB	4	Ryan Giffin	QB	605	210	26	1	Tulane	9	Brad Wing	P	603	205	24	2	Louisiana State	20	Amukamara, Prince	CB
27	Banks, Johnthan	CB	5	Jacob Schum	P	511	211	26	1	Buffalo	10	Eli Manning	QB	604	218	34	12	Mississippi	91	Ayers, Robert	DE
10	Barth, Connor	K	8	Mike Glennon	QB	606	225	26	3	North Carolina State	12	Ryan Nassib	QB	602	223	25	2	Syracuse	13	Beckham, Odell	WR
84	Brate, Cameron	TE	10	Connor Barth	K	511	193	29	7	North Carolina	13	Odell Beckham	WR	511	198	23	2	Louisiana State	53	Brimley, Jasper	LB
50	Carter, Bruce	LB	11	Adam Humphries	WR	511	195	22	R	Clemson	17	Dwayne Harris	WR	510	202	28	5	East Carolina	96	Bromley, Jay	DT
76	Chenius, Gosder	T	13	Mike Evans	WR	605	231	22	2	Texas A&M	18	Geremy Davis	WR	602	216	23	R	Connecticut	3	Brown, Josh	K
23	Conte, Chris	S	17	Dontea Dye	WR	600	195	22	R	Heidelberg	19	Myles White	WR	600	190	25	2	Louisiana Tech	54	Castilas, Jonathn	LB
54	David, Lavonte	LB	21	Alterraun Verner	CB	510	187	27	6	UCLA	20	Prince Amukamara	CB	600	207	26	5	Nebraska	21	Collins, Landon	S
48	DePaDa, Andrew	LS	22	Doug Martin	RB	509	223	26	4	Boise State	21	Landon Collins	S	600	225	21	R	Alabama	80	Cruz, Victor	WR
17	Dye, Dontea	WR	23	Chris Conte	S	602	203	26	5	California	22	Brandon Meriweather	S	511	197	31	8	Miami	86	Cunningham, Jerome	TE
13	Evans, Mike	WR	24	Mike Jenkins	CB	510	197	27	7	South Florida	23	Rashad Jennings	RB	601	231	30	6	Liberty	43	Dahl, Craig	S
52	George, Jeremiah	LB	26	Sterling Moore	CB	510	202	25	5	Southern Methodist	25	Traean Jacobs	CB	601	219	23	2	Texas A&M	26	Darhwa, Orleans	RB
52	Gruston, William	DL	27	Johnthan Banks	CB	602	185	26	3	Mississippi State	26	Orelus DARKIN	RB	600	215	23	2	Tulane	18	Davis, Geremy	WR
8	Glennon, Mike	QB	28	Tim Jennings	CB	508	185	32	10	Georgia	28	Jayron Hoesley	CB	510	178	25	4	Virginia Tech	51	DeOsise, Zak	LS
4	Giffin, Ryan	QB	30	Bradley McDougald	S	601	209	25	3	Kansas	31	Trevin Wade	CB	510	190	26	2	Arizona	84	Donnell, Larry	TE
68	Hawley, Joe	C	31	Major Wright	S	511	204	27	6	Florida	34	Shane Vereen	RB	510	205	26	5	California	76	Flowers, Ereck	T
11	Humphries, Adam	WR	34	Charles Sims	RB	600	211	25	2	West Virginia	37	Leon McFadden	DB	510	190	25	3	San Diego State	95	Hankins, Johnathan	DT
83	Jackson, Vincent	WR	36	D.J. Swaininger	S	510	208	24	3	South Carolina	38	Tumaine McBride	CB	509	185	26	6	Mississippi	17	Harris, Dwayne	WR
24	Jenkins, Mike	CB	37	Keith Tandy	S	510	205	26	4	West Virginia	41	Dominique Rodgers-Craig	CB	602	193	29	8	Tennessee State	68	Hart, Bobby	T
28	Jennings, Tim	CB	38	Jude Adje-Bairmah	CB	511	200	23	R	Bowling Green	43	Craig Dahl	S	601	212	30	8	North Dakota State	54	Herzlich, Mark	LB
94	Johnson, William	DE	43	Bobby Rainey	RB	508	212	28	3	Western Kentucky	44	Andre Williams	RB	511	230	23	2	Boston College	28	Hosley, Jayron	CB
95	Jones, Howard	DE	45	Orle Lemon	LB	601	242	28	4	Oklahoma State	45	Will Tye	TE	603	260	24	R	Stony Brook	25	Jacobs, Traamien	CB
46	Lane, Jonroskie	FB	46	Jonroskie Lane	FB	511	258	28	3	Texas A&M	46	James Morris	LB	602	240	24	1	Iowa	99	Jenkins, Cullen	DT
1	Lansanah, Danny	LB	48	Andrew DePaDa	LS	602	230	28	2	Rutgers	47	Unqi Urqa	LB	601	233	28	1	Brigham Young	23	Jennings, Rashad	RB
45	Lemon, Oni	G	50	Bruce Carter	LB	602	240	27	5	North Carolina	48	Nikita Whitlock	FB	511	250	24	1	VaKe Forest	77	Jerry, John	G
70	Markins, Logan	LB	51	Danny Lansanah	LB	601	235	30	3	Connecticut	51	Zak DeOsise	LS	604	249	31	9	Brown	59	Kennard, Devon	LB
74	Marpet, Ali	OL	52	Jeremiah George	LB	511	234	23	2	Iowa State	53	Jasper Brimley	LB	601	252	30	6	South Carolina	78	Kuhn, Markus	DT
22	Marin, Doug	RB	54	Lavonte David	LB	601	233	25	4	Nebraska	54	Jonathan Castilas	LB	601	227	28	6	Wisconsin	10	Manning, Eli	QB
93	McCoy, Gerald	DT	56	Jacques Smith	DE	602	260	25	2	Missouri	55	J.T. Thomas	LB	601	236	27	4	West Virginia	38	McBride, Tumaine	CB
77	McDaniel, Tony	DT	58	Kwon Alexander	LB	601	227	21	R	Louisiana State	59	Devon Kennard	LB	603	251	24	2	Southern California	37	McFadden, Leon	DB
30	McDougald, Bradley	S	59	Lawrence Sidbury	DE	603	269	29	5	Richmond	61	Dallas Reynolds	C	604	320	31	4	Brigham Young	22	Meriweather, Brandon	S
90	Melton, Henry	DT	62	Evan Smith	C	602	308	29	6	Iaho State	67	Justin Pugh	G	604	301	25	3	Syracuse	88	Moore, Dannon	DE
26	Moore, Sterling	CB	64	Kevin Pamphile	TE	605	315	25	2	Purdue	68	Bobby Hart	T	605	329	21	R	Florida State	105	Moran, James	QB
82	Myers, Brandon	TE	68	Joe Hawley	C	603	302	27	6	Nevada-Las Vegas	70	Winston Ribburb	C	603	298	24	2	Colorado State	12	Nassib, Ryan	WR
64	Pamphile, Kevin	TE	70	Logan Markins	G	604	308	33	11	Fresno State	72	Kerry Wynn	DE	605	284	24	2	Richmond	73	Newhouse, Marshall	T
43	Rainey, Bobby	P	74	Ali Marpet	OL	604	307	22	R	Hobart	73	Marshall Newhouse	T	604	328	27	5	Texas Christian	90	Pierre-Paul, Jason	DE
5	Schum, Jacob	B	76	Donovan Smith	T	606	338	22	R	Penn State	74	Geoff Schwartz	G	606	340	29	5	Oregon	67	Pugh, Justin	G
87	Sefarian-Jenkins	TE	77	Tony McDaniel	DT	607	305	30	10	Tennessee	76	Ereck Flowers	T	606	329	21	R	Miami	82	Randle, Ruben	WR
89	Shepard, Russel	WR	78	Gosder Chenius	T	607	316	31	8	Boston College	77	John Jerry	G	605	340	29	6	Mississippi	61	Reynolds, Dallas	C
91	Shirley, Josh	DE	82	Brandon Myers	TE	603	256	30	7	Iowa	78	Markus Kuhn	DT	604	303	26	4	North Carolina State	70	Richard, Weston	C
59	Sidbury, Lawrence	DE	83	Vincent Jackson	WR	605	230	32	11	Northern Colorado	80	Victor Cruz	WR	600	204	29	6	Massachusetts	41	Rodgers-Cornatle, CB	G
34	Sims, Charles	RB	84	Cameron Brate	TE	605	235	24	2	Hanard	82	Rubben Randle	WR	602	208	24	4	Louisiana State	74	Schwartz, Geoff	G
76	Smith, Donovan	T	87	Austin Sefarian-Jenkins	TE	605	260	23	2	Washington	84	Larry Donnell	TE	606	265	27	3	Grambling	93	Selvie, George	DE
62	Smith, Evan	C	88	Luke Stoker	TE	606	253	27	4	Tennessee	86	Jerome Cunningham	TE	604	240	24	1	Southern Connecticut	55	Thomas, J.T.	LB
56	Smith, Jacques	DE	89	Russell Shepard	WR	601	195	25	3	Louisiana State	90	Jason Pierre-Paul	DE	605	278	26	6	South Florida	45	Tye, Will	TE
97	Spence, Akeem	DT	90	Henry Melton	DT	603	290	29	6	Texas	91	Robert Ayers	DE	603	275	30	7	Tennessee	34	Vereen, Shane	RB
88	Stocker, Luke	S	91	Josh Shirley	DE	601	235	31	R	Nevada-Las Vegas	93	George Selvie	DE	604	270	26	6	South Florida	31	Wade, Trevin	CB
36	Sweainger, D.J.	S	92	William Ghston	DL	606	281	24	3	Michigan State	94	Mark Herzlich	LB	604	246	28	5	Boston College	19	White, Miles	WR
37	Tandy, Keith	S	93	Gerald McCoy	DT	604	300	27	6	Oklahoma	95	Johnathan Hankins	DT	602	300	23	3	Ohio State	49	Whitlock, Nikita	FB
21	Verner, Alterraun	CB	94	George Johnson	DE	604	265	28	4	Rutgers	96	Jay Bromley	DT	603	326	23	2	Syracuse	44	Williams, Andre	RB
3	Winston, Jameis	QB	95	Howard Jones	DE	604	238	25	1	Shepherd	98	Damon Moore	DE	605	250	23	3	Texas A&M	9	Wing, Brad	P
31	Wright, Major	S	97	Akeem Spence	DT	601	307	24	3	Illinois	99	Cullen Jenkins	DT	602	305	34	12	Central Michigan	72	Wynn, Kerry	DE

Head Coach: Lovie Smith
Assistant Coaches: Mike Bakajian (Quarterbacks), Butch Barry (Assistant Offensive Line), Dave Borgzini (Quality Control-Defense), Gil Byrd (Cornerbacks), Joe Cullen (Defensive Line), Jim Embree (Tight Ends), Leslie Frazier (Defensive Coordinator), Andrew Hayes-Stoker (Wide Receivers), Dave Kennedy (Strength and Conditioning), Dirk Koetter (Offensive Coordinator), Larry Marmie (Senior Defensive Assistant), Hardy Nickerson (Linebackers), Kevin O'Dea (Special Teams Coordinator), Carlos Polk (Assistant Special Teams), Mikal Smith (Safety), Miles Smith (Quality Control-Defense), Tim Spencer (Running Backs), Paul Spicer (Assistant Defensive Line), Ben Steele (Quality Control-Offense), Joe Vaughn (Assistant Strength and Conditioning), George Warhop (Offensive Line), Andrew Weidinger (Quality Control-Offense)

Head Coach: Tom Coughlin
Assistant Coaches: Joe Danos (Strength and Conditioning Assistant & Performance Manager), Pat Flaherty (Offensive Line), Kevin Gilbride (Offensive Coordinator), Kelvin M. Gilbride (Tight Ends), Peter Giunta (Secondary-Cornerbacks), Jim Hermann (Linebackers), Justin Hood (Consultant-Coaching), Jerad Ingram (Running Backs), Larry Izzo (Assistant Special Teams), Craig Johnson (Running Backs), Danny Langsdorf (Quarterbacks), Robert Leonard (Quality Control-Defense), Sam Madison (Consultant-Coaching), Ben Mcadoo (Offensive Coordinator), David Merritt (Secondary/Safeties), Tim Mroz (Coaching Consultant-Weight Room), Robert Nunn (Defensive Line), Jerry Palmieri (Strength and Conditioning), Markus Paul (Assistant Strength and Conditioning), Tom Quinn (Special Teams Coordinator), Matt Rhule (Assistant Offensive Line), Ryan Roeder (Quality Control-Offense), Sean Ryan (Wide Receivers), Steve Spagnuolo (Defensive Coordinator), Mike Sullivan (Quarterbacks), Tim Walton (Secondary/Cornerbacks), Lunda Wells (Assistant Offensive Line)

2015 PRESEASON REVIEW

BENGAL, GIANTS 10

Aug. 13, 2015

Paul Brown Stadium

Two productive practices with the Bengals in Cincinnati did not help the Giants in their preseason opener, as they fell behind early and dropped a 23-10 decision.

After the Giants went three-and-out to start the game, the Bengals scored on their first possession when Andy Dalton threw a 3-yard touchdown pass to Mohamed Sanu. Akeem Hunt returned the ensuing kickoff 70 yards to the Cincinnati 35-yard line, but the Giants didn't gain a yard and Josh Brown was wide right on a 53-yard field goal attempt.

Tom Obarski increased Cincinnati's lead to 10-0 with a 46-yard field goal.

Eli Manning and the first team offense played four series and totaled 28 net yards, went zero-for-four on third-down conversion attempts and picked up just one first down.

In the second corner, Orleans Darkwa dove over the pile for a 1-yard touchdown to cap an 8-play, 67-yard drive with Ryan Nassib at quarterback. The Bengals responded with an 11-play 80-yard drive that ended with James Wilder Jr.'s 2-yard touchdown run and a 17-7 lead the Bengals took into halftime.

The only second-half scoring was on Obarski field goals of 25 yards in the third quarter and 21 yards in the fourth.

Darkwa led the Giants with 52 rushing yards on nine carries. Nassib completed 8 of 18 passes for 79 yards. Justin Talley caught a team-high 3 passes. Kerry Wynn and Bennett Jackson led the Giants with 6 tackles (5 solo). Trevin Wade intercepted a Keith Wenning pass and returned it 61 yards.

GIANTS 22, JAGUARS 12

Aug. 22, 2015

MetLife Stadium

Despite 14 players sitting out and several more hurt during the game, the Giants defeated the Jacksonville Jaguars, 22-12.

The teams combined to kick nine field goals – five by the Giants – and just one touchdown. Josh Brown booted 3-points from 51, 43, 53, 37 and 28 yards. Ironically, they scored their only touchdown after Brown's only miss. In the fourth quarter, Brown was wide right on a 46-yard try. But Jacksonville's Nick Marshall was penalized five yards for being offside. That gave the Giants a first down at the Jaguars' 23-yard line.

After Akeem Hunt lost three yards and Adam Gettis was penalized 10 yards for holding, Ryan Nassib completed passes of 16 yards to James Jones and nine yards to rookie Jeremy Davis to give the Giants a first-and-goal at the eight. Nassib then found James over the middle for the score that pushed the Giants' lead to 22-9.

The Jaguars got their points on field goals of 52 yards by Josh Scobee and 38, 49 and 55 yards by Jason Myers.

Eli Manning played the game's first four series and completed just four of 14 passes for 46 yards. Nassib played the rest of the way and hit 19 of 35 passes for 217 yards. The offensive line allowed just one sack.

Jacksonville led 6-0 in the opening quarter and 9-3 in the second. The Giants closed to within three points at halftime and outscored the visitors in the second half, 16-3.

2015 PRESEASON REVIEW

JETS 12, GIANTS 18

Aug. 29, 2015

MetLife Stadium

Three costly mistakes doomed the Giants in a 28-18 loss to the Jets in the annual MetLife Bowl.

The Giants surrendered a touchdown on a 24-yard screen pass when a defender missed an assignment and no one was near running back Zac Stacy when he caught the ball. Stacy's only challenge was to jump over safety Brandon Meriweather at the 2-yard line.

In the waning moments of the first half, Eli Manning threw a pass to James Jones that was intercepted by Antonio Cromartie and returned 59 yards for a touchdown. In the third quarter, Walter Powell fielded a punt by Robert Malone and ran it back 54 yards for another score.

The Jets' fourth touchdown was more conventional, as starting quarterback Ryan Fitzpatrick threw an 18-yard touchdown pass to Eric Decker midway through the first quarter.

The Giants scored on Rashad Jennings' one-yard touchdown run, Ryan Nassib's 6-yard pass to Jerome Cunningham (followed by a 2-point conversion), and Josh Brown's 38-yard field goal.

Jennings' touchdown successfully concluded a 14-play 85-yard drive which included six first downs and Eli Manning completions on all five of his passes for 42 yards. Manning played the entire first half and completed 12 of 16 passes for 91 yards. Nassib took every snap in the second half and hit 11 of 18 throws for 122 yards. He also led the Giants with 30 rushing yards on three carries.

Odell Beckham had the first preseason receptions of his career, and finished with a team-high five catches for 31 yards.

GIANTS 12, PATRIOTS 9

Sept. 3, 2015

Gillette Stadium

Chris Boswell, substituting for an injured Josh Brown, kicked four field goals — one in each quarter — to give the Giants a 12-9 preseason closing victory over the New England Patriots.

The Giants' final preseason record was 2-2 in the pre-season.

Boswell kicked field goals of 34, 29, 33 and 41 yards without a miss.

New England also scored all of its points via field goal, as Stephen Gostkowski 3-pointers from 34, 33 and 50.

Both teams rested numerous starters. Neither Eli Manning nor Tom Brady took a snap. Odell Beckham Jr. was another healthy prominent Giants player who did not play.

The Giants' Ryan Nassib and New England's Ryan Lindley threw all the passes in the game. Nassib completed 16 of 32 throws for 193 yards, and did not throw an interception. Lindley hit 22 of 45 passes for 253 yards. Safety Stevie Brown, re-signed earlier in the week, picked off one of Lindley's passes after it was tipped.

Orleans Darkwa and Kenneth Harper led the Giants with 10 carries apiece; Darkwa ran for 39 yards and Harper for 36.

James Jones had a team-high four catches for 39 yards, and Jeremy Davis had three receptions for a game-high 65 yards. No other Giants receiver had more than one catch.

First-year pro Nikita Whitlock played fullback, linebacker, and on special teams.

RECORD BOOK



GIANTS ALL-TIME TOP TEN

TOP TEN RUSHERS

(Based on Rushing Yardage)

Player	Years	Attempts	Yards	Avg	Lg	TDs
1. Tiki Barber	1997-06	2,217	10,449	4.7	95t	55
2. Rodney Hampton	1990-97	1,824	6,897	3.8	63t	49
3. Joe Morris	1982-89	1,318	5,296	4.0	65t	48
4. Brandon Jacobs	2005-11, 13	1,136	5,087	4.5	73	60
5. Alex Webster	1955-64	1,196	4,638	3.9	71	39
6. Ahmad Bradshaw	2007-12	921	4,232	4.6	88	32
7. Ron Johnson	1970-75	1,066	3,836	3.6	68	33
8. Frank Gifford	1952-60, 62-64	840	3,609	4.3	79	34
9. Doug Kotar	1974-81	900	3,380	3.8	53	20
10. Eddie Price	1950-55	846	3,292	3.9	80	20

TOP TEN PASSERS

(Based on Passing Yardage)

Player	Years	Att.	Comp.	Yards	Pct.	TDs	Ints
1. Eli Manning	2004-15	5,949	3,532	42,094	59.4	278	191
2. Phil Simms	1979-93	4,647	2,576	33,462	55.4	199	157
3. Charlie Conerly	1948-61	2,833	1,418	19,488	50.0	173	167
4. Kerry Collins	1999-03	2,473	1,447	16,875	58.5	81	70
5. Fran Tarkenton	1967-71	1,898	1,051	13,905	55.4	103	72
6. Y.A. Tittle	1961-64	1,308	731	10,439	55.9	96	68
7. Dave Brown	1992-97	1,391	766	8,806	55.1	40	49
8. Scott Brunner	1980-83	986	482	6,121	48.9	28	48
9. Craig Morton	1974-76	884	461	5,734	52.1	29	49
10. Norm Snead	1972-74,76	713	416	4,644	58.4	27	45

TOP TEN RECEIVERS

(Based on Number of Receptions)

Player	Years	No.	Yards	Avg	Lg	TD
1. Amani Toomer	1996-08	668	9,497	14.2	82	54
2. Tiki Barber	1997-06	586	5,183	8.8	87	12
3. Joe Morrison	1959-72	395	4,993	12.6	70	47
4. Jeremy Shockey	2002-07	371	4,228	11.4	59	27
5. Ike Hilliard	1997-04	368	4,630	12.6	59	27
6. Frank Gifford	1952-60, 62-64	367	5,434	14.8	77	43
7. Chris Calloway	1992-98	334	4,710	14.1	68	27
8. Bob Tucker	1970-77	327	4,376	13.4	63	22
9. Hakeem Nicks	2009-13	311	4,622	14.9	68	27
10. Kyle Rote	1951-61	300	4,797	16.0	75	48

GIANTS ALL-TIME TOP TEN

TOP TEN SCORERS

(Based on Total Points)

Player	Years	Touchdowns				2pt. Conv.	Kicking		Total Pts.
		Tot	Rush	Rec	Ret		FGs	PATs	
1. Pete Gogolak	1966-74	0	0	0	0	0	126	268	646
2. Lawrence Tynes	2007-12	0	0	0	0	0	122	220	586
3. Brad Daluiso	1993-00	0	0	0	0	0	123	157	526
4. Frank Gifford	1952-64	78	34	43	1	0	2	10	484
5. Joe Danelo	1976-82	0	0	0	0	0	104	170	482
6. Tiki Barber	1997-06	68	55	12	1	4	0	0	416
7. Joe Morrison	1959-72	65	18	47	0	0	0	0	390
8. Brandon Jacobs	2005-11, 13	64	60	4	0	1	0	0	386
9. Amani Toomer	1996-08	58	1	54	3	0	0	0	348
10. Raul Allegre	1986-91	0	0	0	0	0	77	109	340

TOP TEN INTERCEPTORS

(Based on Number of Interceptions)

Player	Years	No	Ret. Yds	Avg	TD
1. Emlen Tunnell	1949-58	74	1,240	16.8	4
2. Jim Patton	1955-66	52	712	13.7	2
3. Carl Lockhart	1965-75	41	475	11.6	3
4. Willie Williams	1965, 67-73	35	462	13.2	0
5. Dick Lynch	1959-66	35	568	16.2	4
6. Tom Landry	1950-55	31	360	11.6	3
7. Terry Kinard	1983-89	27	574	21.3	2
8. Terry Jackson	1978-83	24	282	11.8	2
9. Phillippi Sparks	1992-99	22	163	7.4	0
10. Corey Webster	2005-12	20	226	11.3	1
Frank Reagan	1941, 46-48	20	376	18.8	0
Howard Livingston	1944-47	20	375	18.8	1

TOP TEN PUNT RETURNERS

(Based on Return Yardage)

Player	Years	No	FC	Yds.	Avg.	Long	TD
1. David Meggett	1989-94	202	80	2,230	11.0	76t	6
2. Emlen Tunnell	1948-58	261	NA	2,214	8.5	81	5
3. Phil McConkey	1984-88	213	84	1,708	8.0	37	0
4. Tiki Barber	1997-01	122	45	1,177	9.6	85t	1
5. Amani Toomer	1996-01	109	52	1,060	9.7	81t	3
6. Leon Bright	1981-83	106	0	852	8.0	55	0
7. Chad Morton	2005-06	76	29	721	9.5	58	1
8. Domenik Hixon	2007-12	49	35	565	11.5	79t	1
9. Bob Hammond	1976-79	60	14	512	8.5	68t	1
10. Pete Athas	1971-74	51	22	449	8.8	48	0

GIANTS ALL-TIME TOP TEN

TOP TEN KICKOFF RETURNERS

(Based on Return Yardage)

	Player	Years	No	Yds.	Avg.	Long	TD
1.	Clarence Childs	1964-67	126	3,163	25.1	100	2
2.	David Meggett	1989-94	146	2,989	20.5	92f	1
3.	Willie Ponder	2003-05	71	1,872	26.4	95f	2
4.	Ahmad Bradshaw	2007-12	77	1,788	23.2	68	0
5.	Rocky Thompson	1971-73	65	1,768	27.2	93	2
6.	David Wilson	2012-14	66	1,755	26.6	97f	1
7.	David Patten	1997-99	84	1,724	20.5	90f	1
8.	Domenik Hixon	2007-12	68	1,692	24.9	83	1
9.	Joe Scott	1948-53	54	1,467	27.2	NA	1
10.	Ron Dixon	2000-01	65	1,303	20.0	44	0

TOP TEN SACK LEADERS

(official statistic only since 1982)

	Player	Years	Sacks
1.	Michael Strahan	1993-07	141.5
2.	Lawrence Taylor	1981-93	132.5
3.	Leonard Marshall	1983-92	79.5
4.	Osi Umenyiora	2003-12	75.0
5.	Keith Hamilton	1992-03	63.0
6.	Justin Tuck	2005-13	60.5
7.	George Martin	1975-88	46.0
8.	Jason Pierre-Paul	2010-15	42.0
9.	Mathias Kiwanuka	2006-14	38.5
10.	Carl Banks	1984-92	36.0

*Taylor had 9.5 sacks as a rookie in 1981, the year before they became an official statistic.

GIANTS INDIVIDUAL RECORDS

SERVICE

MOST SEASONS, ACTIVE PLAYER

15	Michael Strahan (1993-07)
15	Phil Simms (1979-93)
15	Mel Hein (1931-45)
14	George Martin (1975-88)
14	Joe Morrison (1959-72)
14	Charlie Conerly (1948-61)
13	Amnai Toomer (1996-08)
13	Howard Cross (1989-01)
13	Lawrence Taylor (1981-93)
13	Harry Carson (1976-88)
13	Greg Larson (1961-73)
13	Jim Katcavage (1956-68)
13	Rosie Brown (1953-65)

MOST GAMES PLAYED, CAREER

216	Michael Strahan (1993-07)
207	Howard Cross (1989-01)
201	George Martin (1975-88)
190	Amani Toomer (1996-08)
184	Lawrence Taylor (1981-93)
184	Joe Morrison (1959-72)
179	Greg Larson (1961-73)
178	Eli Manning (2004-2015)
173	Keith Hamilton (1992-03)
173	Harry Carson (1976-88)
170	Mel Hein (1931-45)

MOST SEASONS, HEAD COACH

23	Steve Owen (1931-53)
12	Tom Coughlin (2004-15)
8	Bill Parcells (1983-90)
8	Allie Sherman (1961-68)

SCORING

MOST SEASONS LEADING LEAGUE

1	Jay Feely (2005)(kickers only)
1	Don Chandler (1963)
1	Gene Roberts (1949) tied
1	Ken Strong (1933) tied

MOST POINTS, CAREER

646	Pete Gogolak (1966-74) (268-pat, 126-fg)
586	Lawrence Tynes (2007-12) (220-pat, 122-fg)
526	Brad Daluiso (1993-00) (157-pat, 123-fg)
484	Frank Gifford (1950-60, 62-64) (78-td, 10-pat, 2-fg)

MOST POINTS, SEASON

148	Jay Feely 2005 (43-pat, 35-fg)
145	Lawrence Tynes 2012 (46-pat, 33-fg)
143	John Carney 2008 (38-pat, 35-fg)
127	Ali Haji-Sheikh 1983 (22-pat, 35-fg)
126	Lawrence Tynes 2009 (45-pat, 27-fg)
126	Joe Morris 1985 (21-tds)
116	Josh Brown 2014 (44-pat, 24-fg)
109	Lawrence Tynes 2007 (40-pat, 23-fg)

MOST POINTS, ROOKIE SEASON

127	Ali Haji-Sheikh 1983 (22-pat, 35-fg)
108	Matt Bryant 2002 (30-pat, 26-fg)

MOST POINTS, GAME

24	Rodney Hampton, vs. New Orleans, Sept. 24, 1995
24	Earnest Gray, at St. Louis, Sept. 7, 1980
24	Ron Johnson, at Philadelphia, Oct. 2, 1972
20	Joe Danelo, at Seattle, Oct. 18, 1981

MOST CONSECUTIVE GAMES SCORING

61	Lawrence Tynes (2009-12)
61	Pete Gogolak (1969-73)
57	Ben Agajanian (1949, 54-57)
47	Raul Allegre (1986-91)

TOUCHDOWNS

MOST SEASONS LEADING LEAGUE

2	Bill Paschal (1943 tied, 1944 tied)
1	Joe Morris (1985)
1	Homer Jones (1967)
1	Gene Roberts (1949)

MOST TOUCHDOWNS, CAREER

78	Frank Gifford (1952-60, 62-64)
68	Tiki Barber (1997-06)
65	Joe Morrison (1959-72)
64	Brandon Jacobs (2005-11, 13)
58	Amani Toomer (1996-2008)

MOST TOUCHDOWNS, SEASON

21	Joe Morris (1985)
17	Gene Roberts (1949)
15	Brandon Jacobs (2008)
15	Tiki Barber (2004)
15	Joe Morris (1986)
14	Rodney Hampton (1992)
14	Ottis Anderson (1989)
14	Joe Morris (1986)
14	Ron Johnson (1972)
14	Homer Jones (1967)

MOST TOUCHDOWNS, ROOKIE SEASON

12	Odell Beckham Jr. (2014)
12	Bill Paschal (1943)

MOST TOUCHDOWNS, GAME

4	Rodney Hampton, vs. New Orleans, Sept. 24, 1995
4	Earnest Gray, at St. Louis, Sept. 7, 1980
4	Ron Johnson, at Philadelphia, Oct. 2, 1972
3	By many players
	Last: Odell Beckham Jr., at New Orleans, Nov. 2, 2015

MOST CONSECUTIVE GAMES SCORING TOUCHDOWNS

10	Frank Gifford (1957-58)
7	Tiki Barber (2004)
7	Kyle Rote (1959-60)
7	Bill Paschal (1944)
6	Plaxico Burress (2007)
6	Tiki Barber (2004-05)
6	Joe Morris (1985-86)
6	Frank Gifford (1953)

GIANTS INDIVIDUAL RECORDS

POINTS AFTER TOUCHDOWN

MOST SEASONS LEADING LEAGUE

- 1 Don Chandler (1963)
- 1 Pat Summerall (1961)
- 1 Ward Cuff (1938)

MOST POINTS AFTER TOUCHDOWN

ATTEMPTED, CAREER

- 277 Pete Gogolak (1966-74)
- 220 Lawrence Tynes (2007-12)
- 176 Joe Danelo (1976-82)
- 159 Ben Agajanian (1949, 54-57)
- 159 Brad Daluiso (1993-00)

MOST POINTS AFTER TOUCHDOWN

ATTEMPTED, SEASON

- 56 Don Chandler (1963)
- 48 Don Chandler (1962)
- 46 Lawrence Tynes (2012)
- 46 Pat Summerall (1961)
- 45 Lawrence Tynes (2009)

MOST POINTS AFTER TOUCHDOWN

(NO MISSES), GAME

- 8 Pete Gogolak, vs. Philadelphia, Nov. 26, 1972
- 7 By many players, Last: Lawrence Tynes vs. New Orleans, Dec. 9, 2012

MOST POINTS AFTER TOUCHDOWN, CAREER

- 268 Pete Gogolak (1966-74)
- 220 Lawrence Tynes (2007-12)
- 170 Joe Danelo (1976-82)
- 157 Brad Daluiso (1993-00)
- 157 Ben Agajanian (1949, 54-57)

MOST POINTS AFTER TOUCHDOWN, SEASON

- 52 Don Chandler (1963)
- 47 Don Chandler (1962)
- 46 Lawrence Tynes (2012)
- 46 Pat Summerall (1961)
- 45 Lawrence Tynes (2009)

MOST POINTS AFTER TOUCHDOWN, GAME

- 8 Pete Gogolak, vs. Philadelphia, Nov. 26, 1972
- 7 on 7 occasions, most recently by Lawrence Tynes, vs. New Orleans, Dec. 9, 2012

MOST CONSECUTIVE POINTS AFTER TOUCHDOWN

- 204 Lawrence Tynes (2007-2012)
- 133 Pete Gogolak (1967-72)
- 126 Pat Summerall (1958-61)
- 85 Brad Daluiso (1993-00)

MOST POINTS AFTER TOUCHDOWN

(NO MISSES), SEASON

- 46 Lawrence Tynes (2012)
- 46 Pat Summerall (1961)
- 45 Lawrence Tynes (2009)
- 44 Josh Brown (2014)
- 43 Lawrence Tynes (2010)
- 43 Lawrence Tynes (2011)
- 43 Jay Feely (2005)

FIELD GOALS

MOST SEASONS LEADING LEAGUE

- 3 Ward Cuff (1938, tied, 1939, 1943, tied)
- 1 Ali Haji-Sheikh (1983)
- 1 Pat Summerall (1959)
- 1 Ken Strong (1944)

MOST FIELD GOALS ATTEMPTED, CAREER

- 219 Pete Gogolak (1966-74)
- 176 Joe Danelo (1976-82)
- 160 Brad Daluiso (1993-00)
- 146 Lawrence Tynes (2007-12)
- 112 Pat Summerall (1958-61)

MOST FIELD GOALS ATTEMPTED, SEASON

- 42 Jay Feely (2005)
- 42 Ali Haji-Sheikh (1983)
- 41 Pete Gogolak (1970)
- 39 Lawrence Tynes (2012)
- 38 John Carney (2008)
- 38 Joe Danelo (1981)

MOST FIELD GOALS ATTEMPTED, GAME

- 6 on six occasions, most recently by Jay Feely, vs. Washington, Oct. 30, 2005

MOST FIELD GOALS, CAREER

- 126 Pete Gogolak (1966-74)
- 123 Brad Daluiso (1993-00)
- 122 Lawrence Tynes (2007-12)
- 104 Joe Danelo (1976-82)

MOST FIELD GOALS, SEASON

- 35 John Carney (2008)
- 35 Jay Feely (2005)
- 35 Ali Haji-Sheikh (1983)
- 33 Lawrence Tynes (2012)
- 27 Lawrence Tynes (2009)
- 26 Matt Bryant (2002)
- 25 David Treadwell (1993)
- 25 Pete Gogolak (1970)

MOST FIELD GOALS, GAME

- 6 Joe Danelo, at Seattle, Oct. 18, 1981
- 5 Josh Brown, at Tennessee, Dec. 7, 2014
- 5 Josh Brown, at Philadelphia, Oct. 27, 2013
- 5 Lawrence Tynes, at Dallas, Oct. 28, 2012
- 5 Lawrence Tynes, at Carolina, Sept. 20, 2012
- 5 Jay Feely, vs. Washington, Oct. 30, 2005
- 5 Steve Christie, at Cincinnati, Dec. 26, 2004
- 5 Raul Allegre, at Minnesota, Nov. 16, 1986
- 5 Eric Schubert, vs. Tampa Bay, Nov. 3, 1985
- 5 Ali Haji-Sheikh, at Washington, Dec. 17, 1983

MOST CONSECUTIVE GAMES

KICKING FIELD GOALS

- 26 Lawrence Tynes (2011-12)
- 18 Joe Danelo (1977-79)
- 15 Lawrence Tynes (2009)
- 15 Jay Feely (2005)
- 15 Raul Allegre (1987-89)
- 15 Ali Haji-Sheikh (1983)
- 14 Pat Summerall (1960-61)

GIANTS INDIVIDUAL RECORDS

MOST CONSECUTIVE SUCCESSFUL

FIELD GOAL ATTEMPTS

- 20 Josh Brown (2014-15)
- 17 Josh Brown (2013)
- 16 Lawrence Tynes (2010)
- 14 on 3 occasions, most recently by John Carney (2008)

LONGEST FIELD GOAL (IN YARDS)

- 56 Ali Haji-Sheikh, at Detroit, Nov. 7, 1983
- 56 Ali Haji-Sheikh, vs. Green Bay, Sept. 26, 1983
- 55 Joe Danelo, vs. New Orleans, Sept. 20, 1981
- 54 on four occasions, most recently by Brad Daluiso, vs. Phoenix , Nov. 28, 1993
- 53 on 6 occasions, most recently by Josh Brown, at Tampa Bay, Nov. 9,, 2015
- 52 on 11 occasions, most recently by Josh Brown, at St. Louis, Dec. 21, 2014
- 51 on eight occasions, most recently by John Carney, at Minnesota, Dec. 28, 2008
- 50 on 13 occasions, most recently by Josh Brown, vs. Atlanta, Oct. 5, 2014

HIGHEST FIELD GOAL PERCENTAGE, CAREER (50 ATTEMPTS)

- 93.0 Josh Brown 66-71 (2013-15)
- 84.1 Jay Feely 58-69 (2005-06)
- 83.6 Lawrence Tynes 122-146 (2007-12)
- 76.9 Brad Daluiso 123-160 (1993-00)

HIGHEST FIELD GOAL PERCENTAGE, SEASON (14 ATTEMPTS)

- 100.0 Josh Brown 19-19 (2015)
- 92.3 Josh Brown 24-26 (2014)
- 92.1 John Carney 35-38 (2008)
- 88.9 Brad Daluiso 24-27 (1996)
- 88.5 Josh Brown 23-26 (2013)
- 85.7 Cary Blanchard 18-21 (1999)
- 85.2 Lawrence Tynes 23-27 (2007)
- 85.2 Jay Feely 23-27 (2006)

MOST FIELD GOALS, 50 OR MORE YARDS, CAREER

- 9 Joe Danelo (1976-82)
- 7 Josh Brown (2013-15)
- 6 Brad Daluiso (1993-00)
- 5 Lawrence Tynes (2007-12)
- 3 Jay Feely (2005)
- 3 Steve Christie (2004)
- 3 Raul Allegre (1986-91)
- 3 Ali Haji-Sheikh (1983-85)

MOST FIELD GOALS, 50 OR MORE YARDS, SEASON

- 4 Josh Brown (2014)
- 3 Jay Feely (2005)
- 3 Steve Christie (2004)
- 3 Joe Danelo (1981)
- 2 Lawrence Tynes (2010)
- 2 Morten Andersen (2001)
- 2 Brad Daluiso (1995)
- 2 Raul Allegre (1987)
- 2 Ali Haji-Sheikh (1983)
- 2 Joe Danelo (1978 and 1980)

SAFETIES

MOST SAFETIES, SEASON

- 1 by many players
- Last: Rashad Jennings (punt block), vs. Redskins, Sept. 24, 2015

MOST SAFETIES, GAME

- 1 by many players
- Last: Rashad Jennings (punt block), vs. Redskins, Sept. 24, 2015

MOST SAFETIES, CAREER

- 3 Jim Katcavage (1956-68)
- 2 Leonard Marshall (1983-92)
- 1 by many players

RUSHING

MOST SEASONS LEADING LEAGUE

- 2 Bill Pascal (1943-44)
- 1 Eddie Price (1951)
- 1 Tuffy Leemans (1936)

MOST ATTEMPTS, CAREER

- 2,217 Tiki Barber (1997-06)
- 1,824 Rodney Hampton (1990-97)
- 1,318 Joe Morris (1982-89)
- 1,196 Alex Webster (1955-64)
- 1,136 Brandon Jacobs (2005-11, 13)

MOST ATTEMPTS, SEASON

- 357 Tiki Barber (2005)
- 341 Joe Morris (1986)
- 327 Rodney Hampton (1994)
- 327 Tiki Barber (2006)
- 325 Otis Anderson (1989)
- 322 Tiki Barber (2004)
- 307 Joe Morris (1988)

MOST ATTEMPTS, GAME

- 43 Butch Woolfolk, at Philadelphia , Nov. 20, 1983
- 41 Rodney Hampton, vs. Rams , Sept. 19, 1993
- 38 Joe Montgomery, vs. New York Jets , Dec. 5, 1999
- 38 Harry Newman, vs. Green Bay , Nov. 11, 1934
- 36 Joe Morris, vs. Pittsburgh , Dec. 21, 1985
- 36 Ron Johnson, at Philadelphia , Oct. 2, 1972
- 34 on four occasions, most recently by Rashad Jennings, vs. Houston, Sept. 21, 2014
- 33 on three occasions, most recently by Rodney Hampton, vs. New Orleans, Sept. 24, 1995
- 32 on five occasions, most recently by Tiki Barber, at Philadelphia, Dec. 11, 2005
- 31 on two occasions, most recently by Joe Morris, vs. Kansas City, Dec. 11, 1988
- 30 on 10 occasions, most recently by Andre Brown, vs. Oakland, Nov. 10, 2013

MOST YARDS GAINED, CAREER

- 10,449 Tiki Barber (1997-06)
- 6,897 Rodney Hampton (1990-97)
- 5,296 Joe Morris (1982-89)
- 5,087 Brandon Jacobs (2005-11, 2013)
- 4,638 Alex Webster (1955-64)
- 4,232 Ahmad Bradshaw (2007-12)
- 3,836 Ron Johnson (1970-75)
- 3,609 Frank Gifford (1952-60, 62-64)

GIANTS INDIVIDUAL RECORDS

MOST YARDS GAINED, SEASON

1,860	Tiki Barber (2005)
1,662	Tiki Barber (2006)
1,518	Tiki Barber (2004)
1,516	Joe Morris (1986)
1,387	Tiki Barber (2002)
1,336	Joe Morris (1985)
1,235	Ahmad Bradshaw (2010)
1,216	Tiki Barber (2003)
1,182	Rodney Hampton (1995)
1,182	Ron Johnson (1972)
1,141	Rodney Hampton (1992)
1,089	Brandon Jacobs (2008)
1,083	Joe Morris (1988)
1,077	Rodney Hampton (1993)
1,075	Rodney Hampton (1994)
1,063	Gary Brown (1998)
1,059	Rodney Hampton (1991)
1,027	Ron Johnson (1970)
1,025	Derrick Ward (2008)
1,023	Ottis Anderson (1989)
1,015	Ahmad Bradshaw (2012)

MOST YARDS GAINED, GAME

234	Tiki Barber, at Washington, Dec. 30, 2006
220	Tiki Barber, vs. Kansas City, Dec. 17, 2005
218	Gene Roberts, vs. Chicago Cardinals, Nov. 12, 1950
215	Derrick Ward, vs. Carolina, Dec. 21, 2008
206	Tiki Barber, vs. Washington, Oct. 30, 2005
203	Tiki Barber, at Oakland, Dec. 31, 2005
203	Tiki Barber, vs. Philadelphia, Dec. 28, 2002
202	Joe Morris, vs. Pittsburgh, Dec. 21, 1985
200	Ahmad Bradshaw vs. Cleveland, Oct. 7, 2012
188	Bill Paschal, vs. Washington, Dec. 5, 1943
187	Rodney Hampton, at Dallas, Dec. 17, 1995
185	Tiki Barber, at Atlanta, Oct. 15, 2006

MOST GAMES 100 YARDS OR MORE

RUSHING, CAREER

38	Tiki Barber (1997-06)
19	Joe Morris (1982-89)
17	Rodney Hampton (1990-97)
13	Brandon Jacobs (2005-11, 2013)
12	Ahmad Bradshaw (2007-12)
11	Eddie Price (1950-55)
10	Ron Johnson (1970-75)

MOST GAMES, 100 YARDS OR MORE

RUSHING, SEASON

9	Tiki Barber (2004)
8	Tiki Barber (2005)
8	Tiki Barber (2006)
8	Joe Morris (1986)
6	Gary Brown (1998)
6	Joe Morris (1985)
5	Brandon Jacobs (2007)
5	Rodney Hampton (1993)

LONGEST RUN FROM SCRIMMAGE

95	Tiki Barber, at Oakland, Dec. 31, 2005
91	Hap Moran, vs. Green Bay, Nov. 23, 1930
88	Ahmad Bradshaw, at Buffalo, Dec. 23, 2007
80	Eddie Price, at Philadelphia, Dec. 9, 1951
79	Frank Gifford, vs. Washington, Nov. 29, 1959
78	Tiki Barber, vs. Arizona, Sept. 3, 2000
77	Bill Paschal, vs. Cleveland Rams, Nov. 4, 1945

HIGHEST AVERAGE GAIN, CAREER (500 ATTEMPTS)

4.71	Tiki Barber, 1997-2006 (2,217-10,449)
4.60	Ahmad Bradshaw, 2007-2012 (921-4,232)
4.48	Brandon Jacobs, 2005-11, 2013 (1,136-5,087)
4.30	Frank Gifford, 1952-60, 62-64 (840-3,609)
4.14	Mel Triplett, 1955-60 (553-2,289)
4.02	Joe Morris, 1982-88 (1,318-5,296)

HIGHEST AVERAGE GAIN, SEASON (QUALIFIERS)

5.63	Derrick Ward 2008 (182-1,025)
5.60	Brandon Jacobs 2010 (147-823)
5.58	Eddie Price 1950 (126-703)
5.21	Tiki Barber 2005 (357-1,860)
5.21	Tiki Barber 2001 (166-865)
5.15	Frank Gifford 1956 (159-819)
5.09	Frank Gifford 1959 (106-540)

HIGHEST AVERAGE GAIN, GAME (10 ATTEMPTS)

14.33	Derrick Ward, vs. Carolina, Dec. 21, 2008 (15-215)
13.30	Frank Reagan, vs. Rams, Dec. 1, 1946 (10-133)
12.23	Tuffy Leemans, vs. Green Bay, Nov. 20, 1938 (13-159)
11.43	Ernie Koy, at Washington, Oct. 1, 1967 (14-160)

MOST RUSHING TOUCHDOWNS, CAREER

60	Brandon Jacobs (2005-11, 13)
55	Tiki Barber (1997-06)
49	Rodney Hampton (1990-97)
48	Joe Morris (1982-89)
39	Alex Webster (1955-64)
35	Ottis Anderson (1986-92)
34	Frank Gifford (1952-60, 62-64)

MOST RUSHING TOUCHDOWNS, SEASON

21	Joe Morris (1985)
15	Brandon Jacobs (2008)
14	Rodney Hampton (1992)
14	Ottis Anderson (1989)
14	Joe Morris (1986)
13	Tiki Barber (2004)
11	Tiki Barber (2002)
11	Ottis Anderson (1990)
10	Rodney Hampton (1995)
10	Rodney Hampton (1991)
10	Bill Paschal (1943)

MOST RUSHING TOUCHDOWNS, GAME

4	Rodney Hampton, vs. New Orleans, Sept. 24, 1995
3	on 16 occasions, most recently by Ahmad Bradshaw, vs. Buffalo, Oct. 16, 2011
2	on many occasions, most recently by Rashad Jennings, at Jacksonville, Nov. 30, 2015

MOST CONSECUTIVE GAMES RUSHING FOR TOUCHDOWNS

7	Bill Paschal (1944)
6	Joe Morris (1985-86)
5	Andre Brown (2012)
5	Tiki Barber (2002)
5	Rodney Hampton (1991)
5	Ottis Anderson (1989)
5	Bill Gaiters (1961)

GIANTS INDIVIDUAL RECORDS

ALL-PURPOSE YARDS

MOST ALL-PURPOSE YARDS, CAREER

17,359	Tiki Barber (1997-06)
10,924	Amani Toomer (1996-08)
9,862	Frank Gifford (1952-60, 1962-64)
8,750	Rodney Hampton (1990-97)

MOST ALL-PURPOSE YARDS, SEASON

2,390	Tiki Barber (2005)
2,127	Tiki Barber (2006)
2,096	Tiki Barber (2004)
2,085	Tiki Barber (2000)
1,989	Tiki Barber (2002)
1,925	David Wilson (2012)

MOST ALL-PURPOSE YARDS, GAME

327	David Wilson (Dec. 9, 2012 vs. NO)
303	Domenik Hixon (Oct. 28, 2009 at NO)
279	Joe Scott (Nov. 14, 1948 vs. L.A. Rams)
276	Tiki Barber (Dec. 28, 2002 vs. Phila.)
269	Domenik Hixon (Nov. 23, 2008 at Arizona)
269	Del Shofner (Oct. 28, 1962 vs. Washington)
263	Tiki Barber (Dec. 31, 2005 vs. Oakland)

PASSING

MOST SEASONS LEADING LEAGUE

2	Ed Danowski (1935,1938)
1	Phil Simms (NFC, 1990)
1	Norm Sneed (1972)
1	Y.A. Tittle (1963)
1	Charlie Conerly (1959)
1	Harry Newman (1933)

MOST PASSES ATTEMPTED, CAREER

5,909	Eli Manning (2004-15)
4,647	Phil Simms (1979-1993)
2,833	Charlie Conerly (1948-61)
2,473	Kerry Collins (1999-03)
1,898	Fran Tarkenton (1967-71)

MOST PASSES ATTEMPTED, SEASON

601	Eli Manning (2014)
589	Eli Manning (2011)
568	Kerry Collins (2001)
557	Eli Manning (2005)
551	Eli Manning (2013)
545	Kerry Collins (2002)
539	Eli Manning (2010)
536	Eli Manning (2012)
533	Phil Simms (1984)
529	Eli Manning (2007)
529	Kerry Collins (2000)
522	Eli Manning (2006)
509	Eli Manning (2009)

MOST PASSES ATTEMPTED, GAME

62	Phil Simms, at Cincinnati, Oct. 13, 1985
59	Kerry Collins, at New England, Oct. 12, 2003
59	Kerry Collins, vs. Green Bay, Jan. 6, 2002
54	Eli Manning, vs. San Francisco, Oct. 11, 2015
53	Eli Manning, vs. Philadelphia, Dec. 28, 2014

53	Eli Manning, vs. Washington, Dec. 16, 2007
53	Eli Manning, at Seattle, Nov. 27, 2005
53	Charlie Conerly, at Pittsburgh, Dec. 5, 1948
52	Kerry Collins, at Washington, Oct. 28, 2001
52	Jeff Rutledge, vs. Seattle, Dec. 11, 1983
52	Eli Manning, vs. Philadelphia, Oct. 6, 2013
51	Eli Manning, vs. Tampa Bay, Sept. 16, 2012
51	Kerry Collins, vs. Dallas, Sept. 15, 2003
51	Kerry Collins, vs. Detroit, Nov. 19, 2000
51	Kerry Collins, vs. Minnesota, Dec. 26, 1999
51	Scott Brunner, vs. San Diego, Oct. 2, 1983
51	Scott Brunner, at St. Louis, Dec. 26, 1982

MOST PASSES COMPLETED, CAREER

3,506	Eli Manning (2004-15)
2,576	Phil Simms (1979-93)
1,447	Kerry Collins (1999-03)
1,418	Charlie Conerly (1948-61)
1,051	Fran Tarkenton (1967-71)

MOST PASSES COMPLETED, SEASON

379	Eli Manning (2014)
359	Eli Manning (2011)
339	Eli Manning (2010)
335	Kerry Collins (2002)
327	Kerry Collins (2001)
321	Eli Manning (2012)
317	Eli Manning (2013)
317	Eli Manning (2009)
311	Kerry Collins (2000)
303	Eli Manning (2010)
301	Eli Manning (2006)

MOST PASSES COMPLETED, GAME

41	Eli Manning, vs. San Francisco, Oct. 11, 2015
40	Phil Simms, at Cincinnati, Oct. 13, 1985
36	Kerry Collins, vs. Green Bay, Jan. 6, 2002
36	Charlie Conerly, at Pittsburgh, Dec. 5, 1948
35	Kerry Collins, at New England, Oct. 12, 2003
34	Eli Manning, vs. Tennessee, Sept. 26, 2010
33	Eli Manning, at New Orleans, Nov. 28, 2011
33	Eli Manning vs. Dallas, Nov. 14, 2010
32	Kerry Collins, at Washington, Oct. 28, 2001
31	Eli Manning, vs. Tampa Bay, Sept. 16, 2012
31	Eli Manning, at Philadelphia, Sept. 17, 2006
31	Eli Manning, vs. Miami, Oct. 30, 2011
31	Kerry Collins, vs. Miami, Oct. 5, 2003
31	Kerry Collins, vs. Minnesota, Dec. 26, 1999
31	Scott Brunner, vs. San Diego, Oct. 2, 1983

MOST CONSECUTIVE PASSES COMPLETED

21	Eli Manning, at New Orleans, Nov. 28, 2011
15	Eli Manning, vs. San Francisco, Oct. 11, 2015
13	Kerry Collins, at Phil. Sept. 10, 2000/ at Chicago, Sept. 17, 2000 (spanned 2 games)
13	Phil Simms, at Cincinnati, Oct. 13, 1985
12	Eli Manning, at Atlanta, October 15, 2007
12	Y.A. Tittle, vs. Washington, Oct. 28, 1962

GIANTS INDIVIDUAL RECORDS

HIGHEST COMPLETION PERCENTAGE, CAREER (1000 ATTEMPTS)

59.4	Eli Manning (3,532-5,949, 2004-15)
58.51	Kerry Collins (1,447-2,473, 1999-03)
55.89	Y.A. Tittle (731-1,308, 1961-64)
55.43	Phil Simms (2,576-4,647, 1979-93)
55.37	Fran Tarkenton (1,051-1,898, 1967-71)

HIGHEST COMPLETION PERCENTAGE, SEASON (QUALIFIERS)

65.9	Eli Manning (224-340, 2015)
63.06	Eli Manning (379-601, 2014)
62.89	Eli Manning (339-539, 2010)
62.81	Kurt Warner (174-277, 2004)
62.81	Jeff Hostetler (179-285, 1991)
62.27	Eli Manning (317-509, 2009)
61.75	Phil Simms (247-400, 1993)
61.46	Kerry Collins (335-545, 2003)
60.95	Eli Manning (359-589, 2011)
60.31	Norm Snead (196-325, 1972)
60.22	Y.A. Tittle (221-367, 1963)

HIGHEST COMPLETION PERCENTAGE, GAME (20 ATTEMPTS)

84.61	Kerry Collins, at St. Louis, Sept. 15, 2002 (22-26)
82.35	Jeff Hostetler, at Dallas, Sept. 29, 1991 (28-34)
80.95	Phil Simms, at Indianapolis, Nov. 5, 1990 (17-21)
80.95	Phil Simms, vs. St. Louis, Oct. 25, 1987 (17-21)
80.77	Phil Simms, vs. Green Bay, Dec. 19, 1987 (21-26)
80.00	Norm Snead, vs. N.E., Sept. 22, 1974 (28-35)
80.00	Fran Tarkenton, vs. S.D., Nov. 7, 1971 (16-20)
80.00	Y.A. Tittle, vs. Philadelphia, Nov. 10, 1963 (16-20)

MOST YARDS PASSING, CAREER

42,094	Eli Manning (2004-15)
33,462	Phil Simms (1979-93)
19,488	Charlie Conerly (1948-61)
16,875	Kerry Collins (1999-03)
13,905	Fran Tarkenton (1967-71)
10,439	Y.A. Tittle (1961-64)

MOST YARDS PASSING, SEASON

4,933	Eli Manning (2011)
4,410	Eli Manning (2014)
4,073	Kerry Collins (2002)
4,044	Phil Simms (1984)
4,021	Eli Manning (2009)
4,002	Eli Manning (2010)
3,981	Eli Manning (2014)
3,948	Eli Manning (2012)
3,829	Phil Simms (1985)
3,818	Eli Manning (2013)
3,764	Kerry Collins (2001)
3,762	Eli Manning (2005)

MOST YARDS PASSING, GAME

513	Phil Simms, at Cincinnati, Oct. 13, 1985
510	Eli Manning, vs. Tampa Bay, Sep. 16, 2012
505	Y.A. Tittle, vs. Washington, Oct. 28, 1962
450	Eli Manning, at Dallas, Sept. 8, 2013
441	Eli Manning, vs. San Francisco, Oct. 11, 2015
432	Phil Simms, vs. Dallas, Oct. 6, 1985
429	Eli Manning, vs. Philadelphia, Dec. 28, 2014
420	Eli Manning, vs. Seattle, Oct. 9, 2011
409	Phil Simms, vs. Philadelphia, Sept. 2, 1984
406	Eli Manning, at NO, Nov. 28, 2011

400	Eli Manning, at Dallas, Dec. 11, 2011
395	Scott Brunner, vs. San Diego, Oct. 2, 1983

MOST GAMES, 300 YARDS OR MORE PASSING, CAREER

35	Eli Manning (2004-15)
21	Phil Simms (1979-93)
17	Kerry Collins (1999-03)
9	Y.A. Tittle (1961-64)

MOST GAMES, 300 YARDS OR MORE PASSING, SEASON

8	Eli Manning (2011)
5	Eli Manning (2014)
5	Kerry Collins (2001)
4	Eli Manning (2010)
4	Kerry Collins (2002)
4	Phil Simms (1986)
4	Phil Simms (1984)
4	Y.A. Tittle (1962)
3	Eli Manning (2013)
3	Eli Manning (2012)
3	Eli Manning (2009)
3	Eli Manning (2005)
3	Kerry Collins (2003)
3	Kerry Collins (2000)
3	Phil Simms (1988)
3	Phil Simms (1985)
3	Jeff Rutledge (1983)
3	Y.A. Tittle (1961)

LONGEST PASS COMPLETION (IN YARDS)

99	Eli Manning (to Victor Cruz) at Jets, Dec. 24, 2011
98	Earl Morrall (to Homer Jones) at Pittsburgh, Sept. 11, 1966
94	Norm Snead (to Rich Houston) vs. Dallas, Sept. 24, 1972
92	Eli Manning (to Mario Manningham) at Washington, Jan. 2, 2011
89	Earl Morrall (to Homer Jones) vs. Philadelphia, Oct. 17, 1965
88	Frank Reagan (to George Franck) vs. Washington, Oct. 12, 1947
87	Kent Graham (to Tiki Barber) at Arizona, Dec. 6, 1998
85	Eli Manning (to Mario Manningham) at Green Bay, Dec. 26, 2010

MOST TOUCHDOWN PASSES, CAREER

278	Eli Manning (2004-15)
199	Phil Simms (1979-93)
173	Charlie Conerly (1948-61)
103	Fran Tarkenton (1967-71)
96	Y.A. Tittle (1961-64)

MOST TOUCHDOWN PASSES, SEASON

36	Y.A. Tittle (1963)
33	Y.A. Tittle (1962)
31	Eli Manning (2010)
30	Eli Manning (2014)
29	Eli Manning (2011)
29	Fran Tarkenton (1967)

GIANTS INDIVIDUAL RECORDS

MOST TOUCHDOWN PASSES, GAME

- 7 Y.A. Tittle, vs. Washington, Oct. 28, 1962
- 6 Eli Manning, at New Orleans, Nov. 1, 2015
- 6 Y.A. Tittle, vs. Dallas, Dec. 16, 1962
- 5 Eli Manning vs. Philadelphia, Dec. 30, 2012
- 5 Phil Simms at St. Louis, Sept. 7, 1980
- 5 Fran Tarkenton, vs. St. Louis, Oct. 25, 1970

MOST CONSECUTIVE GAMES TOUCHDOWN PASSES

- 15 Y.A. Tittle (1962-64)
- 12 Eli Manning (2008)
- 12 Eli Manning (2004-05)
- 12 Eli Manning (2005-06)
- 10 Eli Manning (2009)
- 10 Phil Simms (1988-89)
- 10 Phil Simms (1986-87)
- 10 Charlie Conerly (1948-49)
- 9 Eli Manning (2011-12)
- 9 Eli Manning (2006-07)
- 9 Phil Simms (1985-86)
- 9 Earl Morrall (1965-66)

LOWEST PERCENTAGE PASSES HAD INTERCEPTED, CAREER (MIN. 1000 ATTEMPTS)

- 2.8 Kerry Collins (70 int., 2,473 att.)
- 3.2 Eli Manning (191 int., 5,949 att.)
- 3.4 Phil Simms (157 int., 4,647 att.)
- 3.5 Dave Brown (49 int., 1,391 att.)
- 3.8 Fran Tarkenton (72 int., 1,898 att.)

LOWEST PERCENTAGE PASSES HAD INTERCEPTED, SEASON

- 1.3 Phil Simms, 1990 (4 int., 311 att.)
- 1.4 Kurt Warner, 2004 (4 int, 277 att.)
- 1.4 Jeff Hostetler, 1991 (4 int., 285 att.)
- 1.7 Eli Manning, 2015 (6 int., 340 att.)
- 2.0 Fran Tarkenton, 1969 (8 int., 409 att.)

FEWEST PASSES HAD INTERCEPTED, GAME (MOST ATTEMPTS)

- 0 Eli Manning, vs. Indy, Nov. 3, 2014 (52 attempts)
- 0 Scott Brunner, vs. St. Louis, Dec. 26, 1982 (51 attempts)
- 0 Phil Simms, at L.A.Rams, Sept. 30, 1984 (48 attempts)
- 0 Kerry Collins, vs. Seattle, Dec. 23, 2001 (47 attempts)
- 0 Dave Brown, vs. Balt, Sept. 14, 1997 (46 attempts)
- 0 Fran Tarkenton, at Dallas, Oct. 11, 1971 (46 attempts)
- 0 Phil Simms, at Phoenix, Nov. 13, 1988 (45 attempts)
- 0 Eli Manning, vs. Miami, Oct. 30, 2011 (45 attempts)
- 0 Eli Manning, vs. Cincinnati, Sept. 21, 2008 (43 attempts)

MOST PASSES HAD INTERCEPTED, CAREER

- 191 Eli Manning (2004-15)
- 167 Charlie Conerly (1949-61)
- 157 Phil Simms (1979-93)
- 72 Fran Tarkenton (1967-71)
- 70 Kerry Collins (1999-2003)

MOST PASSES HAD INTERCEPTED, SEASON

- 27 Eli Manning (2013)
- 25 Eli Manning (2010)
- 25 Charlie Conerly (1953)
- 25 Frank Filchock (1946)
- 23 Joe Pisarcik (1978)

MOST PASSES HAD INTERCEPTED, GAME

- 5 Eli Manning, vs. San Francisco, Nov. 16, 2014
- 5 Eli Manning, vs. Seattle, Dec. 15, 2013
- 5 Jeff Rutledge, at New Orleans, Nov. 22, 1987
- 5 Charlie Conerly, vs. Detroit, Dec. 13, 1953
- 5 Charlie Conerly, vs. Chicago Cardinals, Oct. 14, 1951
- 5 Frank Filchock, at Washington, Oct. 13, 1946
- 5 Harry Newman, at Portsmouth, Sept. 24, 1933
- 4 by many players
- Last: Eli Manning, vs. Denver, Sept. 15, 2013

PASS RECEPTIONS

MOST SEASONS LEADING LEAGUE

- 1 Earnest Gray (1983)
- 1 Bob Tucker (1971)
- 1 Tod Goodwin (1935)

MOST PASS RECEPTIONS, CAREER

- 668 Amani Toomer (1996-08)
- 586 Tiki Barber (1997-06)
- 395 Joe Morrison (1959-72)
- 371 Jeremy Shockey (2002-07)
- 368 Ike Hilliard (1997-2004)
- 367 Frank Gifford (1952-60, 62-64)
- 334 Chris Calloway (1992-98)

MOST PASS RECEPTIONS, SEASON

- 107 Steve Smith (2009)
- 91 Odell Beckham Jr. (2014)
- 86 Victor Cruz (2012)
- 82 Victor Cruz (2011)
- 82 Amani Toomer (2002)
- 79 Odell Beckham Jr. (2014)
- 79 Amani Toomer (1999)
- 78 Amani Toomer (2000)
- 78 Earnest Gray (1983)
- 76 Hakeem Nicks (2011)
- 76 Plaxico Burress (2005)

MOST PASS RECEPTIONS, GAME

- 13 Tiki Barber, at Dallas, Jan. 2, 2000
- 12 6 occasions, most recently by Beckham Jr., vs. Philadelphia, Dec. 28, 2014
- 11 on 10 occasions, most recently by Beckham Jr. at Tenn., Dec. 7, 2014
- 10 on 18 occasions, most recently by Odell Beckham Jr., vs. Dallas, Nov. 23, 2014
- 9 by many players
- Last: Hakeem Nicks at Cincinnati, Nov. 11, 2012

MOST CONSECUTIVE GAMES, PASS RECEPTIONS

- 98 Amani Toomer (1998-04)
- 88 Tiki Barber (1999-2004)
- 83 Jeremy Shockey (2002-07)
- 68 Ike Hilliard (1997-02)
- 57 Plaxico Burress (2005-08)
- 53 Hakeem Nicks (2009-12)
- 51 Victor Cruz (2011-14)
- 47 Chris Calloway (1996-98)
- 45 David Meggett (1989-92)
- 44 Bob Tucker (1970-73)

GIANTS INDIVIDUAL RECORDS

MOST YARDS GAINED, CAREER

9,497	Amani Toomer (1996-08)
5,434	Frank Gifford (1952-60, 62-64)
5,183	Tiki Barber (1997-2006)
4,993	Joe Morrison (1959-72)
4,797	Kyle Rote (1951-61)

MOST YARDS GAINED, SEASON

1,536	Victor Cruz (2011)
1,343	Amani Toomer (2002)
1,305	Odell Beckham Jr. (2014)
1,220	Steve Smith (2009)
1,214	Plaxico Burress (2005)
1,209	Homer Jones (1967)
1,192	Hakeem Nicks (2011)
1,183	Amani Toomer (1999)
1,181	Del Shofner (1963)
1,139	Earnest Gray (1983)
1,133	Del Shofner (1962)

MOST YARDS GAINED, GAME

269	Del Shofner, vs. Washington, Oct. 28, 1962
212	Gene Roberts, at Green Bay, Nov. 13, 1949
204	Plaxico Burress, vs. St. Louis, Oct. 2, 2005
204	Amani Toomer, vs. Indianapolis, Dec. 22, 2002
201	Gene Roberts, vs. Chicago Bears, Oct. 23, 1949
199	Hakeem Nicks vs. Tampa Bay, Sept. 16, 2012
196	Homer Jones, at Washington, Oct. 1, 1967
193	Amani Toomer, vs. Jacksonville, Dec. 23, 2000

LONGEST PASS RECEPTION (IN YARDS)

99	Victor Cruz (from Eli Manning) at Jets, Dec. 24, 2011
98	Homer Jones (from Earl Morrall) at Pittsburgh, Sept. 11, 1966
94	Rich Houston (from Norm Snead) vs. Dallas, Sept. 24, 1972
92	Mario Manningham (from Eli Manning) at Green Bay, Dec. 26, 2010
89	Homer Jones (from Earl Morrall) vs. Philadelphia, Oct. 17, 1965
88	George Franck (from Frank Reagan) at Washington, Oct. 12, 1947
87	Tiki Barber (from Kent Graham) at Arizona, Dec. 6, 1998
85	Mario Manningham (from Eli Manning) at Washington, Jan. 2, 2011

HIGHEST AVERAGE GAIN, CAREER (200 MINIMUM)

22.6	Homer Jones (214-4,845, 1964-69)-NFL Record
18.1	Del Shofner (239-4,315, 1961-67)
17.2	Aaron Thomas (247-4,253, 1962-70)

HIGHEST AVERAGE GAIN, SEASON (QUALIFIERS)

24.7	Homer Jones (49-1,209, 1967)
23.5	Homer Jones (45-1,057, 1968)
21.8	Homer Jones (48-1,044, 1966)

HIGHEST AVERAGE GAIN, GAME (4 MINIMUM)

50.3	Gene Roberts, vs. Chicago Bears, Oct. 23, 1949(4-201)
49.0	Homer Jones, at Washington, Oct. 1, 1967 (4-196)
37.5	Frank Liebel, vs. Detroit, Nov. 18, 1945 (4-150)

MOST TOUCHDOWNS, CAREER

54	Amani Toomer (1996-08)
48	Kyle Rote (1951-61)
47	Joe Morrison (1959-71)
43	Frank Gifford (1952-60, 62-64)

MOST TOUCHDOWNS, SEASON

13	Homer Jones (1967)
12	Odell Beckham Jr. (2014)
12	Plaxico Burress (2007)
12	Del Shofner (1962)
11	Hakeem Nicks (2010)
11	Del Shofner (1961)

MOST TOUCHDOWNS, GAME

4	Earnest Gray, at St. Louis, Sept. 7, 1980
3	on many times, most recently by Odell Beckham Jr., at New Orleans, Nov. 1, 2015

MOST CONSECUTIVE GAMES, TOUCHDOWN RECEPTIONS

7	Kyle Rote (1959-60)
6	Plaxico Burress (2007)

INTERCEPTIONS

MOST SEASONS LEADING LEAGUE

2	Dick Lynch (1961, 1963)
---	-------------------------

MOST INTERCEPTIONS BY, CAREER

74	Emlen Tunnell (1948-58)
52	Jimmy Patton (1955-66)
41	Carl Lockhart (1965-75)

MOST INTERCEPTIONS BY, SEASON

11	Jimmy Patton (1958)
11	Otto Schellbacher (1951)
10	Willie Williams (1968)
10	Emlen Tunnell (1949)
10	Frank Reagan (1947)

MOST INTERCEPTIONS BY, GAME

3	on 18 occasions, most recently by Terry Kinard, vs. Dallas, Sept. 20, 1987
---	---

MOST CONSECUTIVE GAMES, INTERCEPTIONS BY

7	Tom Landry (1950-51)
6	Willie Williams (1968)
5	Carl Lockhart (1969-70)
5	Emlen Tunnell (1954-55)

MOST YARDS GAINED, CAREER

1,240	Emlen Tunnell (1948-58)
712	Jimmy Patton (1955-66)
574	Terry Kinard (1983-89)
568	Dick Lynch (1959-66)
475	Carl Lockhart (1965-75)

GIANTS INDIVIDUAL RECORDS

MOST YARDS GAINED, SEASON

- 307 Stevie Brown (2012)
- 251 Dick Lynch (1963)
- 251 Emlen Tunnell (1949)
- 203 Frank Reagan (1947)
- 195 Erich Barnes (1961)

MOST YARDS GAINED, GAME

- 109 Ward Cuff, at Philadelphia, Sept. 13, 1941
- 104 George Cheverko, at Washington, Oct. 3, 1948
- 102 Erich Barnes, at Dallas, Oct. 15, 1961

LONGEST GAIN (IN YARDS)

- 102 Erich Barnes, at Dallas Oct. 15, 1961 (TD)
- 101 Henry Carr, at Rams Nov. 13, 1966 (TD)
- 97 Lawrence Taylor, at Detroit Nov. 25, 1982 (TD)
- 96 Ward Cuff, vs. Washington Dec. 4, 1938 (TD)
- 96 Kevin Dockery, at Dallas Oct. 23, 2006
- 95 Sam Garnes, vs. Philadelphia Aug. 31, 1997 (TD)

MOST TOUCHDOWNS, CAREER

- 4 Jason Sehorn (1994-02)
- 4 Dick Lynch (1959-66)
- 4 Emlen Tunnell (1948-58)
- 3 George Martin (1975-86)
- 3 Carl Lockhart (1965-72)
- 3 Jerry Hillebrand (1963-66)
- 3 Erich Barnes (1961-64)
- 3 Tom Landry (1950-55)

MOST TOUCHDOWNS, SEASON

- 3 Dick Lynch (1963)
- 2 by seven players, most recently by Percy Ellsworth (1998)

MOST TOUCHDOWNS, GAME

- 1 by many players
- Last: Jason Pierre-Paul, at Dallas, Oct. 28, 2012

MOST CONSECUTIVE GAMES, TOUCHDOWNS

- 2 Carl Lockhart, at Philadelphia, Sept. 22; vs. Washington, Sept. 29, 1968
- 2 Dick Lynch, vs. Cleveland, Oct. 13; vs. Dallas, Oct. 20, 1963
- 2 Tom Landry, at Cleveland, Oct. 28; vs. N.Y. Yanks, Nov. 4, 1951

PUNTING

MOST SEASONS LEADING LEAGUE

- 2 Sean Landeta (NFC, 1986, 1990)
- 2 Dave Jennings (1979, 1980)
- 1 Don Chandler (1957)

MOST PUNTS, CAREER

- 931 Dave Jennings (1974-84)
- 526 Sean Landeta (1985-93)
- 525 Don Chandler (1956-64)
- 513 Jeff Feagles (2003-09)

MOST PUNTS, SEASON

- 111 Brad Maynard (1997)
- 104 Dave Jennings (1979)
- 102 Mike Horan (1996)
- 101 Brad Maynard (1998)
- 100 Dave Jennings (1977)

MOST PUNTS, GAME

- 14 Carl Kinscherf, at Detroit, Nov. 7, 1943
- 13 Brad Maynard, at Washington, Nov. 23, 1997
- 12 Brad Maynard, at Tampa Bay, Sept. 12, 1999
- 11 on six occasions, most recently by Brad Maynard, at Washington, Nov. 1, 1998

MOST YARDS, CAREER

- 38,792 Dave Jennings (1974-84)
- 23,019 Don Chandler (1956-64)
- 22,806 Sean Landeta (1985-93)
- 21,161 Jeff Feagles (2003-09)

MOST YARDS, SEASON

- 4,566 Brad Maynard (1998)
- 4,531 Brad Maynard (1997)
- 4,445 Dave Jennings (1979)
- 4,289 Mike Horan (1996)
- 4,271 Steve Weatherford (2013)
- 4,211 Dave Jennings (1980)
- 4,198 Dave Jennings (1981)

MOST YARDS, GAME

- 583 Carl Kinscherf, at Detroit, Nov. 7, 1943 (14 punts)
- 537 Brad Maynard, at Wash., Nov. 23, 1997 (13 punts)
- 526 Brad Maynard, at Tampa, Sept. 12, 1999 (12 punts)

LONGEST PUNT

- 90 Rodney Williams, at Denver, Sept. 10, 2001
- 74 Don Chandler, at Dallas, Oct. 11, 1964
- 74 Len Younce, vs. Chicago Bears, Nov. 14, 1943
- 73 Dave Jennings, vs. Houston, Dec. 5, 1982
- 72 Dave Jennings, vs. Dallas, Nov. 4, 1979
- 72 Len Younce, at Brooklyn Tigers, Oct. 15, 1944
- 72 Carl Kinscherf, at Philadelphia-Pittsburgh, Oct. 9, 1943
- 71 Steve Weatherford, at Philadelphia, Oct. 12, 2014
- 71 Sean Landeta, vs. Green Bay, Nov. 8, 1992
- 71 Sean Landeta, vs. Philadelphia, Dec. 3, 1989
- 71 Kay Eakin, vs. Cleveland, Nov. 16, 1941

HIGHEST AVERAGE, CAREER (150 PUNTS)

- 46.3 Steve Weatherford (311 punts, 2011-14)
- 43.8 Don Chandler (525 punts, 1956-64)
- 43.4 Sean Landeta (526 punts, 1985-93)
- 42.1 Mike Horan (303 punts, 1993-96)
- 42.0 Brad Maynard (380 punts, 1997-00)
- 41.6 Tom Blanchard (169 punts, 1971-73)
- 41.7 Dave Jennings (931 punts, 1974-84)

GIANTS INDIVIDUAL RECORDS

HIGHEST AVERAGE SEASON (35 PUNTS)

- 47.5 Steve Weatherford (58 punts, 2012)
- 46.9 Steve Weatherford (91 punts, 2013)
- 46.6 Don Chandler (55 punts, 1959)
- 45.7 Steve Weatherford (82 punts, 2011)
- 45.6 Don Chandler (73 punts, 1964)
- 45.5 Steve Weatherford (80 punts, 2014)

HIGHEST AVERAGE, GAME (4 PUNTS)

- 55.4 Brad Maynard, at Tennessee, Oct. 1, 2000 (5 punts)
- 55.3 Dave Jennings, vs. Houston, Dec. 5, 1982 (4 punts)
- 55.1 Rodney Williams, at Denver, Sept. 10 2001 (8 punts)
- 55.0 Steve Weatherford, vs. DAL, Nov. 23, 2014 (4 punts)
- 54.1 Don Chandler, at Cleveland, Oct. 11, 1959 (8 punts)
- 54.0 Dave Jennings, at Dallas, Oct. 5, 1980 (5 punts)
- 53.2 Dave Jennings, at Dallas, Nov. 30, 1975 (7 punts)

MOST INSIDE THE 20, CAREER

- 178 Jeff Feagles
- 170 Dave Jennings
- 141 Sean Landeta

MOST INSIDE THE 20, SEASON

- 33 Brad Maynard, 1997
- 33 Brad Maynard, 1998
- 32 Mike Horan, 1996

MOST INSIDE THE 20, GAME

- 6 Brad Maynard, vs. Tampa Bay, Sept. 12, 1999
- 6 Jeff Feagles, vs. Carolina, Dec. 10, 2006
- 5 Steve Weatherford, vs. Washington, Dec. 14, 2014
- 5 Steve Weatherford, at New England, Nov. 6, 2011
- 5 Dave Jennings, vs. St. Louis, Oct. 24, 1983 (OT)
- 5 Brad Maynard, vs. Oakland, Sept. 13, 1998

PUNT RETURNS

MOST PUNT RETURNS, CAREER

- 261 Emlen Tunnell (1948-58)
- 213 Phil McConkey (1984-88)
- 202 David Meggett (1989-94)

MOST PUNT RETURNS, SEASON

- 53 Phil McConkey (1985)
- 52 Leon Bright (1981)
- 47 Chad Morton (2005)
- 47 Amani Toomer (1997)
- 46 David Meggett (1989)
- 46 Phil McConkey (1984)

MOST PUNT RETURNS, GAME

- 9 Phil McConkey, vs. Philadelphia, Dec. 6, 1987
- 9 Pete Shaw, at Philadelphia, Nov. 20, 1983
- 9 Leon Bright, vs. Philadelphia, Dec. 11, 1982
- 8 on three occasions, most recently by Phil McConkey, at Dallas, Nov. 4, 1984
- 7 on six occasions, most recently by Sinorice Moss, vs. Oakland on Oct. 4, 2009

MOST FAIR CATCHES, SEASON

- 25 Phil McConkey (1988)
- 24 Rueben Randle (2013)
- 22 Amani Toomer (1998)
- 20 Tiki Barber (2000)
- 20 David Meggett (1993)

MOST FAIR CATCHES, CAREER

- 84 Phil McConkey (1984-88)
- 80 David Meggett (1989-94)
- 61 Carl Lockhart (1965-75)

FEWEST FAIR CATCHES, SEASON

- 0 Leon Bright (17 returns, 1983)
- 0 Leon Bright (37 returns, 1982)
- 0 Leon Bright (52 returns, 1981)

MOST FAIR CATCHES, GAME

- 6 R.W. McQuarters, at Atlanta, Oct. 15, 2007
- 5 Rueben Randle, vs. Philadelphia, Dec. 28, 2014
- 5 Will Blackmon, at Minnesota, Dec. 13, 2010
- 5 Amani Toomer, at Dallas, Sept. 8, 1996
- 5 Phil McConkey, vs. Philadelphia, Nov. 20, 1988

MOST PUNT RETURN YARDS, CAREER

- 2,230 David Meggett (1989-94)
- 2,214 Emlen Tunnell (1948-58)
- 1,708 Phil McConkey (1984-88)
- 1,181 Tiki Barber (1997-01)
- 1,060 Amani Toomer (1996-01)

MOST PUNT RETURN YARDS, SEASON

- 582 David Meggett (1989)
- 506 Tiki Barber (1999)
- 489 Emlen Tunnell (1951)
- 467 David Meggett (1990)
- 453 Chad Morton (2005)
- 455 Amani Toomer (1997)
- 442 Phil McConkey (1985)

MOST PUNT RETURN YARDS, GAME

- 147 Emlen Tunnell, vs. Chi. Cardinals, Oct. 14, 1951
- 143 Leon Bright, vs. Philadelphia, Dec. 11, 1982
- 123 Tiki Barber, vs. Dallas, Oct. 18, 1999
- 114 David Meggett, vs. Raiders, Dec. 24, 1989
- 113 Amani Toomer, vs. Buffalo, Sept. 1, 1996
- 112 Phil McConkey, vs. Philadelphia, Dec. 6, 1987
- 107 David Meggett, at New Orleans, Dec. 20, 1993
- 106 Emlen Tunnell, vs. Washington, Dec. 7, 1952
- 103 Phil McConkey, vs. Philadelphia, Sept. 8, 1985
- 103 Rony Colbert, vs. New Orleans, Dec. 14, 1975
- 101 Leon Bright, vs. Rams, Dec. 6, 1981

LONGEST PUNT RETURN

- 87T Amani Toomer, vs. Buffalo, Sept. 1, 1996
- 85T Tiki Barber, vs. Dallas, Oct. 18, 1999
- 83 Eddie Dove, at Philadelphia, Sept. 29, 1963
- 81 Bosh Pritchard, at Chi. Cardinals, Nov. 25, 1951
- 81 Emlen Tunnell, vs. Chi. Cardinals, Oct. 14, 1951

GIANTS INDIVIDUAL RECORDS

HIGHEST AVERAGE RETURN, CAREER (30 RETURNS)

- 12.1 Ward Cuff (37 returns, 1941-45)
- 11.0 David Meggett (202 returns, 1989-94)
- 10.7 Domenik Hixon (56 returns, 2007-12)
- 10.1 Amani Toomer (101 returns, 1996-01)

HIGHEST AVERAGE RETURN, SEASON (QUALIFIERS)

- 16.6 Amani Toomer (18 returns, 1996)
- 15.5 Merle Hapes (11 returns, 1942)
- 14.9 George Franck (13 returns, 1941)
- 14.4 Emlen Tunnell (34 returns, 1951)

HIGHEST AVERAGE RETURN, GAME (3 RETURNS)

- 36.8 Emlen Tunnell, vs. Chicago Cardinals,
Oct. 14, 1951 (4 returns)
- 35.3 Emlen Tunnell vs. Washington,
Dec. 7, 1952 (3 returns)
- 32.7 David Meggett vs. Seattle,
Nov. 19, 1989 (3 returns)
- 31.7 Domenik Hixon vs. Dallas
Dec. 6, 2009 (3 returns)

MOST TOUCHDOWNS, CAREER

- 6 David Meggett (1989-94)
- 5 Emlen Tunnell (1948-58)
- 3 Amani Toomer (1996-01)

MOST TOUCHDOWNS, SEASON

- 3 Emlen Tunnell (1951)
- 2 Amani Toomer (1996)
- 2 David Meggett (1994)

KICKOFF RETURNS

MOST SEASONS LEADING LEAGUE

- 1 David Meggett (NFC, 1990)
- 1 Joe Scott (1948)
- 1 Clarence Childs (1964)

MOST KICKOFF RETURNS, CAREER

- 146 David Meggett (1989-94)
- 126 Clarence Childs (1964-67)
- 84 David Patten (1997-99)
- 77 Ahmad Bradshaw (2007-08)
- 71 Willie Ponder (2003-05)
- 68 Domenik Hixon (2007-09)
- 67 Phil McConkey (1984-88)
- 67 Ron Dixon (2000-03)
- 65 Rocky Thompson (1971-73)
- 66 David Wilson (2012-13)

MOST KICKOFF RETURNS, SEASON

- 57 David Wilson (2012)
- 57 Domenik Hixon (2009)
- 55 Brian Mitchell (2003)
- 43 David Patten (1998)
- 41 Herschel Walker (1995)
- 38 Ahmad Bradshaw (2008)
- 38 Ahmad Bradshaw (2007)
- 36 Willie Ponder (2004)
- 36 Rocky Thompson (1971)
- 35 Willie Ponder (2005)

- 35 Ronnie Blye (1968)
- 34 Ron Dixon (2001)
- 34 Clarence Childs (1964, 1966)

MOST KICKOFF RETURNS, GAME

- 8 Domenik Hixon at Minnesota, Jan. 3, 1010
- 8 Domenik Hixon vs. Philadelphia, Dec. 13, 2009
- 8 Ahmad Bradshaw, vs. Minn., Nov. 25, 2007
- 8 Willie Ponder, vs. Pittsburgh, Dec. 18, 2004
- 8 Brian Mitchell, vs. Dallas, Sept. 15, 2003
- 7 on nine occasions, most recently by
D.J. Ware, at Green Bay, Dec. 26, 2010

MOST KICKOFF RETURN YARDS, CAREER

- 3,163 Clarence Childs (1964-67)
- 2,989 David Meggett (1989-94)
- 1,872 Willie Ponder (2003-05)
- 1,788 Ahmad Bradshaw (2007-08)
- 1,768 Rocky Thompson (1971-73)
- 1,755 David Wilson (2012-13)
- 1,724 David Patten (1997-99)
- 1,692 Domenik Hixon (2007-09)
- 1,467 Joe Scott (1948-53)

MOST KICKOFF RETURN YARDS, SEASON

- 1,533 David Wilson (2012)
- 1,291 Domenik Hixon (2009)
- 1,117 Brian Mitchell (2003)
- 987 Clarence Childs (1964)
- 967 Willie Ponder (2004)
- 947 Rocky Thompson (1971)
- 928 David Patten (1998)
- 921 Ahmad Bradshaw (2007)
- 905 Willie Ponder (2005)
- 881 Herschel Walker (1995)
- 867 Ahmad Bradshaw (2008)

MOST KICKOFF RETURN YARDS, GAME

- 259 Willie Ponder, vs. Pittsburgh, Dec. 18, 2004
- 230 Domenik Hixon, at New Orleans, Oct. 18, 2009
- 227 David Wilson, vs. New Orleans, Dec. 9, 2012
- 217 David Wilson, at Philadelphia, Sept. 30, 2012
- 207 Joe Scott, vs. Rams, Nov. 14, 1948
- 198 Rocky Thompson, at Detroit, Sept. 17, 1972
- 194 Brian Mitchell, vs. Dallas, Sept. 15, 2003
- 193 Ahmad Bradshaw, at Dallas, Sept. 9, 2007
- 191 Willie Ponder, vs. Arizona, Sept. 11, 2005
- 183 Domenik Hixon, at Minnesota, Jan. 3, 2010

LONGEST KICKOFF RETURN

- 100 Clarence Childs, vs. Minnesota, Dec. 6, 1964
- 100 Emlen Tunnell, vs. N.Y. Yanks, Nov. 4, 1951
- 99 Joe Scott, vs. Rams, Nov. 14, 1948
- 98 Jimmy Patton vs. Washington, Oct. 30, 1955

HIGHEST AVERAGE RETURN, CAREER (40 RETURNS)

- 27.2 Rocky Thompson (65 returns, 1971-73)
- 27.2 Joe Scott (54 returns, 1948-53)
- 26.6 David Wilson (66 returns, 2012-13)
- 26.4 Willie Ponder (71 returns, 2003-05)
- 26.4 Emlen Tunnell (46 returns, 1948-1958)

GIANTS INDIVIDUAL RECORDS

HIGHEST AVERAGE RETURN, SEASON (QUALIFIERS)

- 36.0 Dwayne Harris (8 returns, 2015)
- 31.6 John Salscheider (15 returns, 1949)
- 30.2 John Counts (26 returns, 1962)
- 29.0 Clarence Childs (34 returns, 1964)

HIGHEST AVERAGE RETURN, GAME (3 RETURNS)

- 56.8 David Wilson, vs. New Orleans, Dec. 9, 2012 (4 returns)
- 51.8 Joe Scott, vs. Rams, Nov. 14, 1948 (4 returns)
- 50.3 Ronnie Blye, at Pittsburgh, Sept. 15, 1968 (3 returns)

MOST TOUCHDOWNS, CAREER

- 2 Willie Ponder (2003-05)
- 2 Rocky Thompson (1971-73)
- 2 Clarence Childs (1964-67)

MOST TOUCHDOWNS, SEASON

- 1 by many players, see next item

MOST TOUCHDOWNS, GAME

- 1 on 21 occasions, most recently by Dwayne Harris, vs. Dallas, Oct. 25, 2015 (100)

FUMBLES

MOST FUMBLES, CAREER

- 93 Phil Simms (1979-93)
- 90 Eli Manning (2004-15)
- 61 Kerry Collins (1999-03)
- 54 Charlie Conerly (1948-61)
- 53 Tiki Barber (1997-2006)

MOST FUMBLES, GAME

- 5 Eli Manning at Buffalo, Dec. 23, 2007
- 5 Charlie Conerly, vs. San Fran., Dec. 1, 1957
- 4 Y.A. Tittle, at Philadelphia, Sept. 13, 1964
- 3 by many players

MOST FUMBLES, SEASON

- 23 Kerry Collins (2001)
- 16 Phil Simms (1985)
- 13 Eli Manning (2009)
- 13 Eli Manning (2007)
- 12 Kurt Warner (2004)
- 12 Kerry Collins (2003)
- 11 Kerry Collins (1999)
- 11 Dave Brown (1994)
- 11 Y.A. Tittle (1964)
- 11 Bobby Gaiters (1961)
- 11 Charlie Conerly (1957)

OWN RECOVERIES

MOST RECOVERED, CAREER

- 28 Phil Simms (1979-93)
- 26 Charlie Conerly (1948-61)
- 25 Tiki Barber (1997-2006)

- 17 Kerry Collins (1999-2003)
- 16 David Meggett (1989-94)
- 16 Frank Gifford (1952-60, 62-64)
- 15 Joe Morrison (1959-72)
- 14 Eli Manning (2004-15)
- 13 Jeff Hostetler (1984-92)

MOST RECOVERED, SEASON

- 7 Kerry Collins (2001)
- 6 Tiki Barber (2001)
- 6 Jeff Hostetler (1991)
- 5 by 10 players, most recently Tiki Barber (2000)

MOST RECOVERED, GAME

- 3 Eli Manning, at Buffalo, Dec. 23, 2007
- 3 Tiki Barber, vs. Philadelphia, Oct. 29, 2000
- 3 Jeff Hostetler, vs. Phoenix, Oct. 21, 1990
- 2 by many players
- Last: Tiki Barber, at Washington, Sept. 21, 2003

FUMBLES RECOVERED

MOST RECOVERED, CAREER

- 19 Jim Katcavage (1956-68)
- 15 Michael Strahan (1993-2007)
- 15 George Martin (1975-88)
- 14 Harry Carson (1976-88)
- 13 Osi Umenyiora (2003-10)
- 13 Keith Hamilton (1992-2002)
- 13 Cliff Livingston (1954-61)

MOST RECOVERED, GAME

- 2 by many players
- Last: Kenny Phillips vs. Philadelphia, Dec. 19, 2010

MOST RECOVERED, SEASON

- 5 Justin Tuck (2010)
- 5 Ernie Jones (1978)
- 5 Ray Poole (1950)
- 4 by nine players, most recently by Osi Umenyiora (2009)
- 3 by many players, most recently by Michael Boley and Jacquan Williams, (2011)

YARDS RETURNING FUMBLES

LONGEST FUMBLE RETURN

- 87 Keith Hamilton, at Kansas City, Sept. 10, 1995
- 81 Andy Headen, vs. Dallas, Sept. 9, 1984 (td)
- 75 Osi Umenyiora, vs. S.F., Oct. 21, 2007 (td)
- 72 Wendell Harris, at Pittsburgh, Sept. 11, 1966 (td)
- 71 Roy Hilton, vs. Dallas, Oct. 27, 1974 (td)
- 70 Michael Boley, vs. Pittsburgh, Nov. 4, 2012 (td)
- 67 Fred Robbins vs. Washington, Dec. 30, 2006
- 67 Horace Sherrod, vs. Washington, Dec. 7, 1952
- 65 Michael Boley, vs. St. Louis, Sept. 19, 2011 (td)
- 65 Lindon Crow, vs. St. Louis, Oct. 30, 1960 (td)

MOST TOUCHDOWNS, CAREER

- 3 Osi Umenyiora (2003-09)
- 2 Michael Boley (2009-12)
- 2 Tito Wooten (1994-98)
- 2 Kenny Holmes (2001-03)
- 2 George Martin (1981)

GIANTS INDIVIDUAL RECORDS

- 2 Sam Huff (1959, 63)
- 2 Tom Landry (1950, 51)
- 2 Al De Rogatis (1949, 50)
- 2 Doc Alexander (1926, 27)

MOST TOUCHDOWNS, SEASON

- 2 George Martin, at Wash. Sept. 13, 1981
(8 yards) and at St. Louis, Dec. 13, 1981 (20 yards)

MOST TOUCHDOWNS, GAME

- 1 by many players
Last: Markus Kuhn, at Tennessee, Dec. 7, 2014

QUARTERBACK SACKS

(ONLY SINCE 1982)

MOST SACKS, CAREER

- 141.5 Michael Strahan (1993-07)
- 132.5 Lawrence Taylor (1982-93)
- 79.5 Leonard Marshall (1983-92)
- 75.0 Osi Umenyiora (2003-12)
- 63.0 Keith Hamilton (1992-03)
- 60.5 Justin Tuck (2005-13)

MOST SACKS, SEASON

- 22.5 Michael Strahan (2001)*
- 20.5 Lawrence Taylor (1986)
- 18.5 Michael Strahan (2003)
- 16.5 Jason Pierre-Paul (2011)
- 15.5 Lawrence Taylor (1988)
- 15.5 Leonard Marshall (1985)
- 15.0 Michael Strahan (1998)
- 15.0 Lawrence Taylor (1989)
- 14.5 Osi Umenyiora (2005)
- 14.0 Michael Strahan (1997)
- 13.0 Osi Umenyiora (2007)
- 13.0 Lawrence Taylor (1985)

*NFL record

MOST SACKS, GAME

- 6.0 Osi Umenyiora, vs. Phil., Sept. 30, 2007
- 4.5 Pepper Johnson, at Tampa Bay, Nov. 24, 1991
- 4.0 Justin Tuck, at Washington, Dec. 1, 2013
- 4.0 Michael Strahan, at St. Louis, Oct. 14, 2001
- 4.0 Lawrence Taylor, vs. Philadelphia, Oct. 12, 1986
- 4.0 Lawrence Taylor, vs. Tampa Bay, Sept. 23, 1984
- 3.5 Michael Strahan, at Philadelphia, Dec. 30, 2001
- 3.5 Leonard Marshall, vs. Philadelphia, Sept. 8, 1985
- 3.0 Justin Tuck, at Philadelphia, Dec. 19 2010
- 3.0 Justin Tuck, vs. Chicago, Oct. 3, 2010
- 3.0 Osi Umenyiora, vs. Chicago, Oct. 3, 2010
- 3.0 Michael Strahan, at Detroit, Nov. 18, 2007
- 3.0 Mathias Kiwanuka, vs. Phil., Sept. 30, 2007
- 3.0 Michael Strahan, at Dallas, Dec. 21, 2003
- 3.0 Kenny Holmes, at Houston, Nov. 24, 2002
- 3.0 Michael Strahan, vs. New Orleans, Sept. 30, 2001
- 3.0 Keith Hamilton, at Arizona, Nov. 26, 2000
- 3.0 Michael Strahan, vs. Arizona, Nov. 16, 1997
- 3.0 Michael Strahan, at Green Bay, Sept. 17, 1995
- 3.0 Keith Hamilton, vs. Tampa Bay, Sept. 12, 1993
- 3.0 Leonard Marshall, at Phoenix, Nov. 10, 1991
- 3.0 Lawrence Taylor, vs. Philadelphia, Sept. 9, 1990
- 3.0 Lawrence Taylor, at Phoenix, Nov. 5, 1989
- 3.0 George Martin, vs. Phoenix, Dec. 4, 1988
- 3.0 Lawrence Taylor, at New Orleans, Nov. 27, 1988
- 3.0 Lawrence Taylor, vs. Detroit, Oct. 16, 1988
- 3.0 Lawrence Taylor, at Washington, Dec. 7, 1986
- 3.0 Lawrence Taylor, at Philadelphia, Nov. 9, 1986
- 3.0 Lawrence Taylor, vs. Washington, Oct. 27, 1986
- 3.0 Leonard Marshall, at St. Louis, Nov. 24, 1985
- 3.0 George Martin, at St. Louis, Nov. 24, 1985
- 3.0 Leonard Marshall, at Philadelphia, Sept. 29, 1985
- 3.0 Leonard Marshall, vs. Philadelphia, Sept. 8, 1985
- 3.0 Lawrence Taylor, vs. Dallas, Sept. 9, 1984
- 3.0 Lawrence Taylor, at Washington, Dec. 17, 1983
- 3.0 Lawrence Taylor, vs. Philadelphia, Dec. 11, 1982
- 3.0 George Martin, vs. Houston, Dec. 5, 1982
- 3.0 Lawrence Taylor, vs. Philadelphia, Dec. 11, 1982
- 3.0 George Martin, vs. Houston, Dec. 5, 1982

TEAM RECORDS-GAME-OFFENSE

SCORING

MOST POINTS

62 vs. Philadelphia, Nov. 26, 1972
56 vs. Philadelphia, Oct. 15, 1933
55 vs. Green Bay, Dec. 20, 1986
55 at Baltimore, Nov. 19, 1950

MOST TOUCHDOWNS

8 vs. Philadelphia, Nov. 26, 1972
8 at Baltimore, Nov. 19, 1950
8 vs. Philadelphia, Oct. 15, 1933
7 at New Orleans, Nov. 1, 2015
7 vs. New Orleans, Dec. 9, 2012
7 vs. Green Bay, Dec. 20, 1986
7 vs. St. Louis, Dec. 7, 1969
7 vs. Washington, Oct. 28, 1962
7 vs. Washington, Nov. 5, 1961
7 vs. N.Y. Yanks, Dec. 3, 1951
7 vs. Chi. Cardinals, Nov. 12, 1950
7 at Green Bay, Nov. 21, 1948
7 vs. Cleveland, Nov. 16, 1941

MOST POINTS

AFTER TOUCHDOWN

8 vs. Philadelphia, Nov. 26, 1972
8 vs. Philadelphia, Oct. 15, 1933
7 at New Orleans, Nov. 1, 2015
7 vs. New Orleans, Dec. 9, 2012
7 vs. Green Bay, Dec. 20, 1986
7 vs. St. Louis, Dec. 7, 1969
7 vs. Washington, Oct. 28, 1962
7 vs. Washington, Nov. 5, 1961
7 at Baltimore, Nov. 19, 1950
7 at Green Bay, Nov. 21, 1948
7 vs. Cleveland Rams, Nov. 16, 1941

MOST FIELD GOALS

ATTEMPTED

6 vs. Washington, Oct. 30, 2005
6 at Minnesota, Nov. 16, 1986
6 at Washington, Dec. 17, 1983
6 at Seattle, Oct. 18, 1981
6 at Philadelphia, Nov. 25, 1973
6 vs. Philadelphia, Nov. 14, 1954

MOST FIELD GOALS

6 at Seattle, Oct. 18, 1981
5 at Philadelphia, Oct. 27, 2013
5 at Dallas, Oct. 28, 2012
5 at Carolina, Sept. 20, 2012
5 vs. Washington, Oct. 30, 2005
5 at Cincinnati, Dec. 26, 2004
5 at Minnesota, Nov. 16, 1986
5 vs. Tampa Bay, Nov. 3, 1985
5 at Washington, Dec. 17, 1983
4 27 times; Last time:
at San Francisco, Oct. 20, 2012

MOST SAFETIES

2 vs. Washington, Nov. 5, 1961
2 at Pittsburgh, Sept. 17, 1950

FIRST DOWNS

MOST FIRST DOWNS

34 at Cincinnati, Oct. 13, 1985
33 vs. St. Louis, Dec. 7, 1969
32 vs. Philadelphia, Dec. 30, 2012
31 vs. Tampa Bay, Sept. 16, 2012
31 vs. New Orleans, Sept. 24, 1995
31 at Pittsburgh, Dec. 5, 1948

FEWEST FIRST DOWNS

0 at Washington, Sept. 27, 1942
0 at Green Bay, Oct. 1, 1933

MOST FIRST DOWNS RUSHING

19 at Baltimore, Nov. 19, 1950
18 at New Orleans, Oct. 27, 1985
18 at Philadelphia, Dec. 15, 1956

MOST FIRST DOWNS PASSING

29 at Cincinnati, Oct. 13, 1985
22 vs. St. Louis, Dec. 7, 1969
22 at Washington, Oct. 1, 1961
22 at Pittsburgh, Dec. 5, 1948

MOST FIRST DOWNS BY PENALTY

10 vs. Denver, Sept. 15, 2013
7 at New Orleans, Nov. 1, 2015
6 vs. Cincinnati, Oct. 26, 1997
6 vs. Baltimore, Sept. 14, 1997
6 vs. Atlanta, Nov. 11, 1979
6 at Washington, Nov. 27, 1966
6 at Philadelphia, Oct. 5, 1957
5 on 15 occasions, most recently
at New Orleans, Nov. 28, 2011

NET YARDS

MOST YARDS GAINED

609 vs. N.Y. Yanks, Dec. 3, 1950
604 vs. Tampa Bay, Sept. 16, 2012
602 vs. Washington, Oct. 28, 1962
568 vs. San Francisco, Nov. 17, 1963
549 vs. Chi. Cardinals, Nov. 12, 1950
535 vs. New Orleans, Oct. 8, 1967
526 vs. Cleveland, Dec. 6, 1959
524 vs. Green Bay, Jan. 6, 2002
523 vs. Seattle, Oct. 5, 2008
520 at Washington, Oct. 1, 1967

TEAM RECORDS-GAME-OFFENSE

RUSHING

MOST RUSHING ATTEMPTS

61 at Philadelphia, Oct. 3, 1937
 60 at Philadelphia, Nov. 20, 1983
 60 vs. St. Louis, Dec. 4, 1977
 59 vs. Philadelphia, Nov. 10, 1946
 59 vs. Green Bay, Nov. 11, 1934

MOST YARDS RUSHING

423 at Baltimore, Nov. 19, 1950
 377 vs. N.Y. Yanks, Dec. 3, 1950
 351 vs. Washington, Nov. 29, 1959
 309 vs. Chi. Cardinals, Nov. 12, 1950
 301 vs. Carolina, Dec. 21, 2008

MOST TOUCHDOWNS RUSHING

6 at Baltimore, Nov. 19, 1950
 5 vs. New Orleans, Sept. 24, 1995
 5 at Chi. Cardinals, Sept. 28, 1958
 5 vs. Philadelphia, Oct. 15, 1933

PASSING

MOST PASSES ATTEMPTED

62 at Cincinnati, Oct. 13, 1985
 59 at New England, Oct. 12, 2003
 59 vs. Green Bay, Jan. 6, 2002
 54 vs. Philadelphia, Nov. 22, 1992
 53 vs. Wash., Dec. 16, 2007
 53 at Seattle, Nov. 27, 2005
 53 vs. Dallas, Sept. 21, 1998
 53 at Pittsburgh, Dec. 5, 1948
 52 vs. Philadelphia, Oct. 6, 2013
 52 at Washington, Oct. 28, 2001
 52 vs. Seattle, Dec. 11, 1983
 51 vs. Tampa Bay, Sept. 16, 2012
 51 vs. Dallas, Sept. 15, 2003
 51 vs. Detroit, Nov. 19, 2000
 51 vs. Minnesota, Dec. 26, 1999
 51 at Dallas, Dec. 15, 1985
 51 vs. San Diego, Oct. 2, 1983
 51 at St. Louis, Dec. 26, 1982

MOST PASSES COMPLETED

40 at Cincinnati, Oct. 13, 1985
 36 vs. Green Bay, Jan. 6, 2002
 36 at Pittsburgh, Dec. 5, 1948
 35 at New England, Oct. 12, 2003

34 vs. Tennessee, Sept. 26, 2010
 33 at New Orleans, Nov. 28, 2011
 33 vs. Dallas, Nov. 14, 2010
 32 at Washington, Oct. 28, 2001
 31 vs. Tampa Bay, Sept. 16, 2012
 31 at Philadelphia, Sept. 17, 2006
 31 vs. Miami, Oct. 5, 2003
 31 vs. Minnesota, Dec. 26, 1999
 31 vs. San Diego, Oct. 2, 1983
 30 at Dallas Jan. 2, 2000
 30 at St. Louis, Dec. 13, 1987
 30 vs. Philadelphia, Dec. 19, 1971
 29 at Cincinnati, Nov. 11, 2012
 29 vs. Carolina, Dec. 27, 2009
 29 at Dallas, Sept. 9, 2007
 29 at Seattle, Nov. 27, 2005
 29 vs. Detroit, Nov. 19, 2000
 29 vs. Rams, Sept. 25, 1988
 29 vs. Seattle, Dec. 11, 1983
 29 at St. Louis, Dec. 26, 1982
 28 at Detroit, Nov. 18, 2007
 28 vs. Philadelphia, Dec. 17, 2006
 28 at Philadelphia, Dec. 11, 2005
 28 vs. San Francisco, Sept. 5, 2002
 28 vs. Baltimore, Sept. 14, 1997

28 at Dallas, Sept. 29, 1991
 28 vs. New Orleans, Sept. 20, 1981
 28 vs. New England, Sept. 22, 1974
 28 at St. Louis, Oct. 28, 1973

MOST YARDS GAINED (NET) PASSING

510 vs. Tampa Bay, Sept. 16, 2012
 505 vs. Washington, Oct. 28, 1962
 443 at Cincinnati, Oct. 13, 1985
 428 at Dallas, Sept. 8, 2013
 403 vs. Dallas, Oct. 6, 1985
 401 vs. Cleveland, Dec. 6, 1959
 392 at New Orleans, Nov. 28, 2011
 388 vs. Philadelphia, Sept. 2, 1984

MOST TOUCHDOWNS PASSING

7 vs. Washington, Oct. 28, 1962
 6 vs. Dallas, Dec. 16, 1962

MOST PASSES HAD INTERCEPTED

7 at Pittsburgh, Nov. 30, 1952
 5 on many occasions, most recently
 vs. Seattle, Dec. 15, 2013

PUNTS

MOST PUNTS

15 at Chicago Bears, Nov. 17, 1935
 14 at Detroit, Nov. 7, 1943
 14 at Brooklyn, Nov. 26, 1936
 13 at Washington, Nov. 23, 1997
 13 vs. Philadelphia, Nov. 24, 1935
 13 at Detroit, Sept. 23, 1934

MOST YARDS PUNTING

607 at Detroit, Sept. 23, 1934
 602 at Brooklyn, Nov. 26, 1936
 597 at Chicago Bears, Nov. 17, 1935
 583 at Detroit, Nov. 7, 1943
 537 at Washington, Nov. 23, 1997

TEAM RECORDS-GAME-OFFENSE

PUNT RETURNS

MOST PUNT RETURNS

9 at Philadelphia, Dec. 6, 1987
 9 at Philadelphia, Nov. 20, 1983
 9 vs. Philadelphia, Dec. 11, 1982
 9 at Philadelphia, Dec. 12, 1954
 9 vs. N.Y. Yanks, Dec. 3, 1950
 8 at Dallas, Nov. 4, 1984
 8 at Washington, Sept. 13, 1981

8 at St. Louis, Dec. 15, 1974
 8 vs. Green Bay, Nov. 1, 1959

MOST FAIR CATCHES

6 at Atlanta, Oct. 15, 2007
 6 vs. Minnesota, Oct. 31, 1971
 5 at Minnesota, Dec. 13, 2010
 5 at Dallas, Sept. 8, 1996
 5 vs. Philadelphia, Nov. 20, 1988

MOST YARDS GAINED

149 vs. Chi. Cardinals, Oct. 14, 1951
 143 vs. Philadelphia, Dec. 11, 1982
 123 vs. Dallas, Oct. 18, 1999
 114 vs. Raiders, Dec. 24, 1989

KICKOFF RETURNS

MOST KICKOFF RETURNS

12 at Washington, Nov. 27, 1966
 10 vs. Chi. Cardinals, Oct. 17, 1948
 9 at Minnesota, Jan. 3, 2010
 9 at Dallas, Sept. 18, 1966
 9 at Pittsburgh, Nov. 30, 1952
 8 vs. Philadelphia, Dec. 13, 2009

8 at Philadelphia, Nov. 1, 2009
 8 vs. N.E., Dec. 29, 2007
 8 vs. Pittsburgh, Dec. 18, 2004

MOST YARDS GAINED

287 vs. New Orleans, Dec. 9, 2012
 274 at Washington, Nov. 27, 1966

263 vs. Rams, Nov. 14, 1948
 259 vs. Pittsburgh, Dec. 18, 2004
 236 at Cleveland, Dec. 4, 1966

FUMBLES

MOST FUMBLES

9 at Buffalo, Oct. 20, 1975
 8 vs. San Francisco, Dec. 1, 1957
 7 vs. Philadelphia, Dec. 28, 2002
 7 vs. Philadelphia, Oct. 18, 1964
 7 vs. Washington, Nov. 5, 1950

MOST OWN FUMBLES RECOVERED

6 at Buffalo, Oct. 20, 1975
 5 vs. Dallas, Oct. 27, 1974
 5 vs. Philadelphia, Oct. 18, 1964
 5 vs. Washington, Nov. 5, 1950
 5 at Philadelphia, Nov. 3, 1946
 5 vs. Pittsburgh, Oct. 21, 1945

MOST OPPONENTS' FUMBLES RECOVERED

6 at Pittsburgh, Sept. 17, 1950
 5 at Dallas, Oct. 11, 1971
 4 many times, most recently vs. Washington, Dec. 5, 2010

PENALTIES

MOST PENALTIES

17 at Washington, Oct. 9, 1949
 17 vs. Boston Yankees, Nov. 28, 1948
 16 at Seattle, Nov. 27, 2005
 15 at Washington, Sept. 21, 2003
 15 at Minnesota, Nov. 19, 2001
 15 at Oakland, Sept. 13, 1998
 15 at Buffalo, Oct. 18, 1987
 14 vs. Chicago, Nov. 7, 2004

14 vs. Detroit, Oct. 30, 1994
 13 on seven occasions, most recently at Minnesota, Jan. 3, 2010

MOST YARDS PENALIZED

177 at Washington, Oct. 9, 1949
 175 vs. Boston, Oct. 19, 1947

150 at Minnesota, Nov. 19, 2001
 150 at Detroit, Nov. 2, 1947
 145 at Buffalo, Oct. 18, 1987

TEAM RECORDS-GAME-DEFENSE

SCORING

FEWEST POINTS ALLOWED

0 many times; Last:
vs. Wash., Oct. 30, 2005 (36-0)

MOST POINTS ALLOWED

72 at Washington, Nov. 27, 1966
63 at Pittsburgh, Nov. 30, 1952
63 vs. Chi. Cardinals, Oct. 17, 1948

MOST TOUCHDOWNS ALLOWED

10 at Washington, Nov. 27, 1966
9 at Pittsburgh, Nov. 30, 1952
9 vs. Chi. Cardinals, Oct. 17, 1948

MOST POINTS

AFTER TOUCHDOWN, OPPONENT

9 vs. Washington, Nov. 27, 1966

9 vs. Pittsburgh, Nov. 30, 1952
9 vs. Chi. Cardinals, Oct. 17, 1948

MOST FIELD GOALS,

OPPONENT

7 vs. Dallas, Sept. 15, 2003
5 vs. Philadelphia, Oct. 6, 2013
5 at Dallas, Dec. 17, 1995
4 at Baltimore, Dec. 23, 2012
4 at Philadelphia, Sept. 30, 2012
4 at San Francisco, Nov. 13, 2011
4 at Philadelphia, Nov. 21, 2010
4 at Denver, Nov. 26, 2009
4 at Jacksonville, Nov. 20, 2006
4 vs. Indianapolis, Sept. 10, 2006
4 vs. Pittsburgh, Dec. 18, 2004
4 at Dallas, Dec. 21, 2003
4 at Dallas, Jan. 2, 2000

4 at Jacksonville, Sept. 7, 1997
4 vs. Philadelphia, Oct. 13, 1996
4 at Washington, Nov. 27, 1994
4 vs. Philadelphia, Dec. 8, 1991
4 vs. L.A.Rams, Sept. 8, 1991
4 vs. Phoenix, Oct. 21, 1990
4 vs. Kansas City, Dec. 11, 1988
4 at New Orleans, Nov. 27, 1988
4 at Dallas, Nov. 2, 1987
4 vs. L.A.Rams, Nov. 10, 1985
4 vs. Washington, Nov. 13, 1983
4 at Green Bay, Nov. 8, 1981
4 vs. N.Y. Jets, Nov. 1, 1981
4 at Cleveland, Sept. 30, 1973
4 vs. Washington, Nov. 15, 1970
4 vs. New Orleans, Nov. 16, 1969
4 at Detroit, Nov. 5, 1939

FIRST DOWNS

FEWEST FIRST DOWNS ALLOWED

1 at Pittsburgh, Sept. 20, 1933
2 at Philadelphia, Oct. 3, 1937
2 vs. Bklyn. Dodgers, Oct. 14, 1934

MOST FIRST DOWNS ALLOWED

38 at Rams, Nov. 13, 1966
36 at New Orleans, Nov. 1, 2015
32 vs. Dallas, Sept. 10, 1978
31 at New Orleans, Nov. 28, 2011
31 vs. Tennessee, Dec. 1, 2002
31 at San Diego, Oct. 19, 1980

MOST FIRST DOWNS ALLOWED, RUSHING

19 at Buffalo, Nov. 26, 1978
19 vs. Green Bay, Oct. 22, 1967
17 vs. St. Louis, Dec. 12, 1976

MOST FIRST DOWNS ALLOWED, PASSING

24 at New Orleans, Nov. 1, 2015
23 vs. Dallas, Dec. 6, 2009
23 at San Diego, Oct. 19, 1980
22 vs. St. Louis, Oct. 2, 2005
21 at Dallas, Oct. 28, 2012
21 at Arizona, Nov. 23, 2008
21 vs. Tennessee, Dec. 1, 2002
20 vs. Dallas, Oct. 6, 1985

20 at L.A. Rams, Nov. 13, 1966
20 at San Francisco, Sept. 30, 1956
20 vs. Chicago Bears, Oct. 23, 1949
19 at Green Bay, Dec. 26, 2010
19 vs. Green Bay, Sept. 16, 2007
19 at Oakland, Dec. 31, 2005
19 at New Orleans, Sept. 19, 2005
19 vs. San Diego, Oct. 2, 1983

NET YARDS

FEWEST YARDS ALLOWED

48 at Bklyn. Dodgers, Oct. 17, 1943
62 at Pittsburgh, Sept. 20, 1933
66 vs. Pittsburgh, Dec. 8, 1935

MOST YARDS ALLOWED

682 vs. Chi. Bears, Nov. 14, 1943
615 at New Orleans, Nov. 1, 2015
577 at New Orleans, Nov. 28, 2011
572 at L.A. Rams, Nov. 13, 1966
567 at San Diego, Oct. 19, 1980

TEAM RECORDS-GAME-DEFENSE

RUSHING

FEWEST ATTEMPTS, OPPONENT

7 at Houston, Dec. 8, 1985
9 at Philadelphia, Nov. 20, 1983
9 at Philadelphia, Oct. 3, 1937
10 at Tampa Bay, Sept. 27, 2009
11 at Detroit, Nov. 18, 2007
11 vs. Philadelphia, Oct. 29, 2000
11 vs. Miami, Sept. 23, 1990
11 at Dallas, Sept. 16, 1990
12 at Philadelphia, Sept. 10, 2000
12 vs. New York Jets, Dec. 15, 1999
12 at New Orleans, Dec. 20, 1993
12 at Washington, Oct. 10, 1993

12 vs. L.A. Rams, Sept. 19, 1993
12 at St. Louis, Nov. 24, 1985
12 vs. New Orleans, Oct. 8, 1972

MOST ATTEMPTS, OPPONENT

60 at Washington, Dec. 9, 1945
58 at Washington, Nov. 18, 1956
58 at Philadelphia, Oct. 5, 1947

FEWEST YARDS ALLOWED

-24 at Bklyn. Dodgers, Oct. 17, 1943
-1 vs. Chi. Cardinals, Oct. 18, 1953
6 at Cleveland, Nov. 6, 1960

MOST YARDS ALLOWED

420 at Boston (Redskins), Oct. 8, 1933
366 at Buffalo, Nov. 26, 1978
341 at Detroit, Nov. 15, 1936

MOST RUSHING TOUCHDOWNS ALLOWED

5 at Buffalo, Nov. 26, 1978
5 vs. Green Bay, Oct. 22, 1967

PASSING

FEWEST ATTEMPTS, OPPONENT

3 at Detroit, Sept. 23, 1934
4 vs. Bklyn. Dodgers, Dec. 7, 1941

MOST ATTEMPTS, OPPONENT

62 at Dallas, Oct. 28, 2012
62 vs. St. Louis, Oct. 2, 2005
61 at Carolina, Dec. 10, 2006
60 at Washington, Nov. 23, 1997
59 vs. Chi. Bears, Oct. 23, 1949
57 at Philadelphia, Sept. 23, 1962

FEWEST COMPLETIONS ALLOWED

0 at Washington, Dec. 11, 1960
1 many games; Lst: Brooklyn, Dec. 6, 1942

MOST COMPLETIONS ALLOWED

41 vs. Dallas, Dec. 6, 2009
40 at New Orleans, Nov. 1, 2015
40 vs. St. Louis, Oct. 2, 2005
36 at Dallas, Sept. 8, 2013
36 at Dallas, Oct. 28, 2012
35 vs. St. Louis, Sept. 7, 2003
34 vs. Carolina, Dec. 10, 2006
34 vs. Dallas, Oct. 5, 1997
34 vs. Chi. Bears, Oct. 23, 1949
33 at Philadelphia, Sept. 23, 1962
32 vs. New Eng., Dec. 29, 2007
32 vs. Arizona, Sept. 11, 2005
32 vs. Washington, Sept. 18, 1994
32 at San Francisco, Dec. 1, 1986

FEWEST YARDS ALLOWED (NET)

-13 at Philadelphia, Dec. 11, 1977
-6 at Washington, Dec. 11, 1960
0 at Chi. Cardinals, Nov. 22, 1959

MOST YARDS ALLOWED (NET)

511 at New Orleans, Nov. 1, 2015
488 vs. Chi. Bears, Nov. 14, 1943
460 at Philadelphia, Nov. 8, 1953
456 at San Diego, Oct. 19, 1980

MOST TOUCHDOWNS ALLOWED

7 vs. Chi. Bears, Nov. 14, 1943
6 vs. Cleveland, Dec. 12, 1964

INTERCEPTIONS

MOST INTERCEPTIONS BY GIANTS

8 at N.Y. Yanks, Dec. 16, 1951
8 at Green Bay, Nov. 21, 1948
7 vs. Washington, Dec. 8, 1963

MOST YARDS, RETURNS

144 at Philadelphia, Sept. 13, 1941
138 at Dallas, Oct. 15, 1961
137 at Washington, Oct. 29, 1995

MOST RETURNS FOR TOUCHDOWN

2 at Buffalo, Dec. 23, 2007
2 at Detroit, Oct. 27, 1996
2 vs. Washington, Dec. 8, 1963
2 vs. Washington, Dec. 4, 1938

TEAM RECORDS SEASON - OFFENSE

SCORING

MOST POINTS

448 in 1963
429 in 2012
427 in 2008
422 in 2005
402 in 2009
399 in 1985
398 in 1962

FEWEST POINTS

79 in 1928
93 in 1932
115 in 1936

MOST TOUCHDOWNS

57 in 1963
49 in 1962, 1967
48 in 1985, 2010
47 in 2011, 2012
46 in 1961, 2009
45 in 2005, 2008

FEWEST TOUCHDOWNS

12 in 1928
14 in 1932
15 in 1937
16 in 1925, 1936, 1940

MOST TOUCHDOWNS RUSHING

27 in 1930
24 in 1985
21 in 1950
20 in 1992

FEWEST TOUCHDOWNS RUSHING

3 in 1932
4 in 1936, 1937, 1987, 1996

MOST TOUCHDOWNS PASSING

39 in 1963
35 in 1962
33 in 1967

FEWEST TOUCHDOWNS PASSING

0 in 1928
4 in 1926
5 in 1934

MOST TOUCHDOWNS ON RETURNS

10 in 1951
6 in 1944, 1947, 1948, 1949,
1961, 1963, 1996, 2007

MOST POINTS AFTER TOUCHDOWN

52 in 1963
47 in 1962
46 in 1961, 2012
45 in 1967, 1985, 2009

FEWEST POINTS AFTER TOUCHDOWN

4 in 1928
7 in 1932
8 in 1925

MOST FIELD GOAL ATTEMPTS

42 in 2005, 1983
41 in 1970
39 in 2012
38 in 2008
38 in 1989
38 in 1981

MOST FIELD GOALS

35 in 2008, 2005, 1983
33 in 2012
29 in 1989
27 in 2009
26 in 1986, 1993, 2002
25 in 1970, 1999
24 in 1981, 1988, 1991, 1996
23 in 2001, 2006, 2007

FEWEST FIELD GOALS

0 in 1932
1 in 1926, 1928, 1930, 1931,
1936, 1948

HIGHEST FIELD GOAL PERCENTAGE

92.1 in 2008
88.9 in 1996
85.2 in 2006, 2007
84.6 in 2012
84.4 in 2009
83.3 in 1983, 1999, 2005
82.6 in 2010
81.2 in 2002
80.0 in 1988

MOST SAFETIES

3 in 2008, 1927
2 in 1944, 1950, 1953,
1961, 1989, 1994, 1996,
2011

FIRST DOWNS

MOST FIRST DOWNS

356 in 1985
338 in 2008
331 in 2010, 2011
327 in 2012
324 in 1986
323 in 2002, 2009
321 in 2007
317 in 1988
312 in 2005
310 in 1984, 2000
308 in 1999
304 in 2006
300 in 1993, 2003

MOST FIRST DOWNS RUSHING

1138 in 1985
130 in 2008
127 in 1986, 1993
125 in 1978
124 in 1956

MOST FIRST DOWNS PASSING

216 in 2011
198 in 1984
197 in 1999
195 in 2000, 2002
194 in 2009
192 in 1985, 2010
189 in 2001
187 in 2012
171 in 1986

MOST FIRST DOWNS BY PENALTY

37 in 2012
36 in 1997
35 in 2007
34 in 2005
33 in 2004
32 in 2008, 1992
31 in 2011

TEAM RECORDS SEASON - OFFENSE

NET YARDS

MOST YARDS GAINED

6,161 in 2011
6,085 in 2010
5,884 in 1985
5,856 in 2009
5,787 in 2005

5,695 in 2008
5,687 in 2012
5,378 in 1986
5,376 in 2000
5,335 in 2001
5,302 in 2007

5,292 in 1984
5,285 in 1983

RUSHING

MOST RUSHING ATTEMPTS

581 in 1985
580 in 1978
567 in 1934

FEWEST RUSHING ATTEMPTS

244 in 1982
316 in 1945
362 in 1948
366 in 1947

MOST YARDS RUSHING

2,518 in 2008
2,451 in 1985
2,336 in 1950
2,304 in 1978

FEWEST YARDS RUSHING

769 in 1945
842 in 1982
1,049 in 1953

MOST TOUCHDOWNS RUSHING

27 in 1930
24 in 1985
21 in 1950
20 in 1992
19 in 2008
18 in 1956, 1986, 2004, 2012

PASSING

MOST PASSES ATTEMPTED

616 in 2003
602 in 1999
589 in 2011
575 in 1983
557 in 2005
549 in 2002
544 in 2007
539 in 2010, 2012
535 in 1984
529 in 2000
525 in 1988
523 in 2006
514 in 1980
507 in 1998
506 in 1981

FEWEST PASSES ATTEMPTED

125 in 1944
148 in 1942
149 in 1934
149 in 1943

MOST PASSES COMPLETED

359 in 2011
350 in 1999
339 in 2010
338 in 2002, 2009
327 in 2001
323 in 2012
311 in 2000
309 in 2003
302 in 2007

301 in 2006
298 in 2008
294 in 2005
290 in 1988
288 in 1984
284 in 1983
275 in 1985
269 in 2004
268 in 1971
265 in 1987, 1998

FEWEST PASSES COMPLETED

47 in 1944
63 in 1943
64 in 1934
67 in 1942

HIGHEST COMPLETION PERCENTAGE

62.9 in 2010
62.4 in 2009
61.6 in 2002
61.0 in 2011
61.0 in 1991
60.7 in 2008
60.6 in 1993
59.9 in 1972, 2012
58.8 in 2000
58.1 in 1999
58.0 in 1971, 1990
57.6 in 2001, 2006
57.1 in 1970
57.0 in 1963

MOST YARDS GAINED (NET)

4,734 in 2011
4,019 in 2009
3,951 in 2002
3,885 in 2010
3,825 in 2012
3,719 in 1999
3,632 in 1984
3,578 in 2005
3,558 in 2001
3,491 in 1983
3,433 in 1985
3,383 in 2003
3,367 in 2000
3,307 in 1962

MOST TOUCHDOWN PASSES

39 in 1963
35 in 1962
33 in 1967
31 in 2010

MOST PASSES HAD INTERCEPTED

34 in 1953
31 in 1966
31 in 1983

FEWEST PASSES HAD INTERCEPTED

5 in 1990
8 in 1969, 1991

TEAM RECORDS SEASON - OFFENSE

PUNTING

MOST PUNTS

112 in 1997
104 in 1979
102 in 1996
101 in 1998
100 in 1977

FEWEST PUNTS

47 in 1972
49 in 1960, 1982
50 in 1945, 1946
53 in 1966

4,445 in 1979
4,289 in 1996
4,211 in 1980

HIGHEST PUNTING AVERAGE

47.5 in 2012
46.6 in 1959
45.4 in 1964
45.2 in 1998

MOST YARDS

4,566 in 1998
4,531 in 1997

PUNT RETURNS

MOST PUNT RETURNS

64 in 1981
55 in 1953, 1983, 1984, 1987

MOST YARDS GAINED

717 in 1941
675 in 1951
626 in 1938

HIGHEST RETURN AVERAGE

15.3 in 1941
14.1 in 1951
13.3 in 1943

KICKOFF RETURNS

MOST KICKOFF RETURNS

80 in 1966
73 in 1994
72 in 2003
71 in 1980, 1983, 2009
70 in 2006

MOST YARDS GAINED

1,688 in 1964
1,658 in 2004
1,648 in 2012
1,616 in 1966
1,579 in 2007
1,529 in 2005

1,502 in 1999

HIGHEST RETURN AVERAGE

27.4 in 1944
26.3 in 1953
26.2 in 2012
26.0 in 1946

FUMBLES

MOST FUMBLES

49 in 1960
44 in 1964, 1975
40 in 1961, 2001

**MOST OWN FUMBLES
RECOVERED**

23 in 1960
21 in 1964, 1975, 1981

**MOST OPPONENTS'
FUMBLES RECOVERED**

27 in 1950
26 in 1946
23 in 1980, 2010

PENALTIES

MOST PENALTIES

143 in 2005
127 in 2003
124 in 1998
122 in 1979
118 in 2004
116 in 1997
113 in 1983, 2002

MOST YARDS PENALIZED

1,115 in 2005
1,090 in 2003
1,047 in 1979
1,020 in 1983
1,016 in 1978

TEAM RECORDS SEASON - DEFENSE

SCORING

FEWEST POINTS ALLOWED

20 in 1927
51 in 1926
67 in 1925
75 in 1944

MOST POINTS ALLOWED

501 in 1966
427 in 2009
425 in 1980
400 in 2011
399 in 1964

FEWEST TOUCHDOWNS ALLOWED

3 in 1927
7 in 1926
8 in 1925

MOST TOUCHDOWNS ALLOWED

66 in 1966
55 in 1980
54 in 1948, 2009

MOST POINTS AFTER TOUCHDOWN ALLOWED

63 in 1966
52 in 1948
51 in 1980

MOST FIELD GOALS ALLOWED

29 in 1991, 1994
28 in 1995, 2003
26 in 2012
25 in 1988, 2011

24 in 1999
23 in 1987, 1998, 2001, 2010
22 in 1971, 1973, 1981,
1983, 2006

MOST SAFETIES BY OPPONENT

3 in 1984
2 in 1965, 2010

FIRST DOWNS

FEWEST FIRST DOWNS ALLOWED

338 in 2011
104 in 1938
106 in 1937
116 in 1941

MOST FIRST DOWNS ALLOWED

336 in 1980
335 in 1995
322 in 1979

FEWEST FIRST DOWNS RUSHING ALLOWED

55 in 1982
58 in 1938
59 in 1937

MOST FIRST DOWNS RUSHING ALLOWED

156 in 1980
155 in 1978
137 in 1975

FEWEST FIRST DOWNS PASSING ALLOWED

41 in 1937
43 in 1938
47 in 1941

MOST FIRST DOWNS PASSING ALLOWED

210 in 2011
196 in 2012
195 in 1997
189 in 2005, 06
187 in 1995
185 in 2007
182 in 2009
181 in 2000
178 in 2003
177 in 1986, 1988
174 in 1984, 1996
170 in 1999, 2004

NET YARDS

FEWEST YARDS ALLOWED

2,029 in 1938
2,054 in 1935
2,169 in 1937
2,219 in 1940

MOST YARDS ALLOWED

6,134 in 2012
6,022 in 2011
5,752 in 1980
5,479 in 2006
5,378 in 1979

TEAM RECORDS SEASON - DEFENSE

RUSHING

FEWEST ATTEMPTS, OPPONENT

301 in 1982
350 in 1986
359 in 2000
366 in 1943

MOST ATTEMPTS, OPPONENT

640 in 1978
618 in 1979
584 in 1980
580 in 2005
560 in 1976

FEWEST YARDS ALLOWED

913 in 1951
977 in 1940
1,000 in 1944
1,006 in 1943

MOST YARDS ALLOWED

2,656 in 1978
2,507 in 1980
2,452 in 1979
2,422 in 1975

FEWEST TOUCHDOWNS ALLOWED

1 in 1927
2 in 1944
3 in 1926, 1938

MOST TOUCHDOWNS ALLOWED

31 in 1980
25 in 1948, 1978

PASSING

FEWEST ATTEMPTS, OPPONENT

149 in 1963
182 in 1937
184 in 1934

MOST ATTEMPTS, OPPONENT

596 in 1997
589 in 2011
587 in 1986
585 in 2000
567 in 2006
566 in 1988
544 in 1981
541 in 2002
539 in 2010
535 in 1985
533 in 1996
529 in 1984
523 in 2007
521 in 1998, 2001

FEWEST COMPLETIONS, OPPONENT

54 in 1934
60 in 1936
62 in 1933

MOST COMPLETIONS, OPPONENT

361 in 2011
341 in 2012
334 in 1986
333 in 2006
329 in 2005
327 in 2000
325 in 1997
317 in 1996

FEWEST YARDS ALLOWED (NET)

744 in 1934
809 in 1933
914 in 1938

MOST YARDS ALLOWED (NET)

4,082 in 2011

4,068 in 2012
3,649 in 2006
3,616 in 1997
3,584 in 2005
3,473 in 1986
3,425 in 2009
3,421 in 1999
3,412 in 2003
3,390 in 2000
3,375 in 1984
3,352 in 2010
3,327 in 1988
3,317 in 2007
3,299 in 1996
3,280 in 2004

FEWEST TOUCHDOWNS ALLOWED

2 in 1927
3 in 1939, 1944

MOST TOUCHDOWNS ALLOWED

36 in 1966
28 in 1964, 2004, 2011
26 in 1983, 2012

INTERCEPTIONS

MOST INTERCEPTIONS

41 in 1951
39 in 1948
35 in 1939

FEWEST INTERCEPTIONS

10 in 2003
11 in 2002
12 in 1976, 1977, 1982, 1991
13 in 1945

MOST YARDS, RETURNS

569 in 1941
561 in 1948
549 in 1944

FEWEST YARDS, RETURNS

62 in 1976
91 in 1974
93 in 2002
110 in 2010
113 in 1980, 2004

MOST TOUCHDOWNS, RETURNS

5 in 1963

SACKS

MOST SACKS

68 in 1985
59 in 1986
55 in 1987
54 in 1997, 1998
53 in 2007

GIANTS SEASON LEADERS

GIANTS RUSHING HONOR ROLL

100 YARDS OR MORE IN A GAME, CHRONOLOGICALLY

YDS	PLAYER	DATE OF GAME	YDS	PLAYER	DATE OF GAME
108	Harry Newman at. Bos.,	10/8/33	106	Ron Johnson vs. Wash.,	11/15/70
107	Kink Richards vs. Bkn.,	10/22/33	100	Ron Johnson vs. Buff.,	12/6/70
114	Harry Newman vs. G.B.,	11/11/34	124	Ron Johnson at Phil.,	10/2/72
105	Ed Danowski vs. Bos.,	11/25/34	134	Ron Johnson at St. Louis,	11/19/72
102	Tuffy Leemans at. Pitt.,	9/27/36	123	Ron Johnson vs. Phil.,	11/26/72
117	Tuffy Leemans vs. Chi. Cards,	10/18/36	119	Ron Johnson at Cinn.,	12/3/72
117	Tuffy Leemans vs. Phil.,	10/25/36	105	Vin Clements at Dallas,	12/17/72
118	Hank Soar at Phil.,	10/3/37	112	Ron Johnson vs. Phila.,	9/23/73
159	Tuffy Leemans vs. G.B.,	11/20/38	101	Ron Johnson at Phila.,	11/25/73
101	Tuffy Leemans vs. Clev.,	11/10/40	119	Doug Kotar vs. Atlanta,	10/6/74
101	Bill Paschal at. Bkn.,	10/17/43	108	Doug Kotar at Rams,	9/26/76
188	Bill Paschal vs. Wash.,	12/5/43	103	Doug Kotar vs. St. Louis,	12/12/76
139	Bill Paschall vs. Phil.,	10/29/44	100	Larry Csonka vs. Chi.,	12/18/77
113	Bill Paschal vs. Bos.,	11/5/44	118	Doug Kotar vs. St. Louis,	12/10/78
103	Ward Cuff vs. G.B.,	11/19/44	148	Billy Taylor vs. Tampa Bay,	10/7/79
100	Ward Cuff vs. Wash.,	12/3/44	126	Billy Taylor vs. Wash.,	11/25/79
143	Bill Paschal vs. Clev.,	11/4/45	103	Billy Taylor at Seattle,	12/7/80
108	Frank Filchock at Pitt.,	10/6/46	103	Rob Carpenter vs. St. Louis,	10/11/81
107	George Franck vs. Bos.,	11/10/46	116	Rob Carpenter at Seattle,	10/18/81
133	Frank Reagan vs. L.A.,	12/1/46	111	Rob Carpenter at Phila.,	11/22/81
125	"Choo Choo"Roberts vs. Chi. Cards,	10/17/48	117	Rob Carpenter at St. Louis,	12/13/81
108	"Choo Choo"Roberts at NY Bulldogs,	9/30/49	161**	Rob Carpenter at Phila.,	12/27/81
108	"Choo Choo" Roberts at Chi. Cards,	10/30/49	113	Rob Carpenter vs. L.A. Rams,	9/4/83
121	Joe Scott vs. Clev.,	10/22/50	111	Rob Carpenter at Atlanta,	9/11/83
218	"Choo Choo" Roberts vs. Chi. Cards,	11/12/50	116	Rob Carpenter vs. G.B.,	9/26/83
145	Ed Price at Balt.,	11/19/50	159	Butch Woolfolk at Phila.,	11/20/83
101	Randall Clay vs. Phil.,	11/26/50	107	Joe Morris at. St. Louis,	12/9/84
156	Ed Price vs. N.Y. Yanks,	12/3/50	104	Joe Morris at N. Orleans,	10/27/85
103	Ed Price at Phil.,	12/10/50	132	Joe Morris vs. Tampa Bay,	11/3/85
107	Ed Price vs. Chi. Cards,	10/14/51	118	Joe Morris at Washington,	11/18/85
101	Ed Price vs. Phil.,	10/21/51	113	George Adams at St. Louis,	11/24/85
171	Ed Price at Phil.,	12/9/51	131	Joe Morris vs. Cleveland,	12/1/85
138	Ed Price at N.Y. Yanks,	12/16/51	129	Joe Morris at Houston,	12/8/85
130	Ed Price at Dall.,	9/28/52	202	Joe Morris vs. Pittsburgh,	12/21/85
119	Ed Price at Phil.,	10/4/52	141**	Joe Morris vs. S.F.,	12/29/85
116	Ed Price at Chi. Cards,	11/2/52	110	Joe Morris at L.A. Raiders,	9/21/86
106	Ed Price vs. S.F.,	11/9/52	116	Joe Morris at Seattle,	10/19/86
139	Alex Webster at Chi. Cards,	10/2/55	181	Joe Morris vs. Washington,	10/27/86
108	Frank Gifford vs. Wash.,	12/2/56	181	Joe Morris vs. Dallas,	11/2/86
132	Alex Webster at Phil.,	12/15/56	111	Joe Morris at Phila.,	11/9/86
115	Bob Epps at Wash.,	10/13/57	106	Joe Morris vs. Denver,	11/23/86
126	Frank Gifford vs. Cards,	11/10/57	179	Joe Morris vs. St. Louis,	12/14/86
116	Mel Triplett vs. Clev.,	11/29/59	115	Joe Morris vs. G.B.,	12/20/86
137	Mel Triplett at Clev.,	11/6/60	159**	Joe Morris vs. S.F.,	1/4/87
129	Bob Gaiters at Dall.,	10/15/61	132	Joe Morris vs. Jets,	12/27/87
100	Alex Webster vs. Phil.,	11/12/61	107	Joe Morris at Dallas,	9/18/88
107	Alex Webster vs. Phil.,	11/18/62	122	Joe Morris vs. Phoenix,	12/4/88
120	Joe Morrison at Phil.,	9/29/63	140	Joe Morris vs. Kansas City,	12/11/88
101	Phil King vs. S.F.,	11/17/63	101	Ottis Anderson vs. Wash.,	10/15/89
160	Ernie Koy at Wash.,	10/1/67	120**	Ottis Anderson vs. L.A. Rams,	11/7/90
142	Ron Johnson vs. Phil.,	10/11/70	105	Rodney Hampton vs. Buffalo,	12/15/90
140	Ron Johnson vs. Dall.,	11/8/70	102**	Ottis Anderson vs. Buffalo,	1/27/91

GIANTS SEASON LEADERS

GIANTS RUSHING HONOR ROLL (CONTINUED)

100 YARDS OR MORE IN A GAME, CHRONOLOGICALLY

YDS	PLAYER	DATE OF GAME	YDS	PLAYER	DATE OF GAME
104	Rodney Hampton vs. Cleve.,	9/22/91	128	Tiki Barber vs. St. Louis	10/2/05
137	Rodney Hampton vs. Pho.,	10/6/91	206	Tiki Barber vs. Washington	10/30/05
140	Rodney Hampton vs. Hou.,	12/21/91	112	Tiki Barber vs. Philadelphia	11/20/05
167	Rodney Hampton vs. Pho.,	10/11/92	151	Tiki Barber at Seattle	11/27/05
138	Rodney Hampton at Wash.,	11/1/92	115	Tiki Barber vs. Dallas	12/4/05
134	Rodney Hampton vs. TB,	9/12/93	124	Tiki Barber at Philadelphia	12/11/05
134	Rodney Hampton vs. Rams,	9/19/93	220*	Tiki Barber vs. Kansas City	12/17/05
104	Lewis Tillman at Wash.,	10/10/93	203	Tiki Barber at Oakland	12/31/05
169	Lewis Tillman vs. Phila.,	10/17/93	110	Tiki Barber vs. Indianapolis	9/10/06
101	Rodney Hampton at Phila.,	11/21/93	123	Tiki Barber vs. Washington	10/08/06
173	Rodney Hampton vs. Ind.,	12/12/93	185	Tiki Barber at Atlanta	10/15/06
114	Rodney Hampton vs. Dallas,	1/2/94	114	Tiki Barber at Dallas	10/23/06
161	Rodney Hampton vs. Minn.,	1/9/94	115	Tiki Barber vs. Houston	11/5/06
112	Rodney Hampton at Rams,	10/16/94	141	Tiki Barber vs. Chicago	11/12/06
138	Rodney Hampton vs. Det.,	10/30/94	112	Tiki Barber at Carolina	12/10/06
122	Rodney Hampton at Hou.,	11/21/94	234*	Tiki Barber at Washington	12/30/06
106	Rodney Hampton at Wash.,	11/27/94	137**	Tiki Barber at Philadelphia	1/07/07
149	Rodney Hampton vs. N.O.,	9/24/95	100	Brandon Jacobs vs. Jets	10/7/07
187	Rodney Hampton at Dallas,	12/17/95	107	Brandon Jacobs vs. San Francisco	10/21/07
103	Tyrone Wheatley at Arizona,	10/12/97	131	Brandon Jacobs at Miami	10/28/07
114	Charles Way vs. Arizona,	11/16/97	154	Derrick Ward at Chicago	12/2/07
114	Tiki Barber at Philadelphia,	12/7/97	130	Brandon Jacobs vs. Washington	12/16/07
108	Gary Brown vs. Arizona,	10/18/98	151	Ahmad Bradshaw at Buffalo	12/23/07
119	Gary Brown at Dallas,	11/8/98	143	Brandon Jacobs at Buffalo	12/23/07
124	Gary Brown at Arizona,	12/6/98	116	Brandon Jacobs vs. Washington	9/4/08
112	Gary Brown vs. Denver,	12/13/98	136	Brandon Jacobs vs. Seattle	10/5/08
103	Gary Brown vs. Kansas City,	12/20/98	101	Derrick Ward at Cleveland	10/13/08
112	Gary Brown at Philadelphia,	12/27/98	117	Brandon Jacobs vs. Dallas	11/2/08
111	Joe Montgomery vs. Jets,	12/5/99	126	Brandon Jacobs at Philadelphia	11/9/08
144	Tiki Barber vs. Arizona,	9/3/00	215	Derrick Ward vs. Carolina	12/21/08
108	Ron Dayne vs. Dallas,	10/15/00	104	Ahmad Bradshaw at Tampa Bay	9/27/09
111	Ron Dayne vs. New Orleans	9/30/01	110	Ahmad Bradshaw vs. Oakland	10/4/09
118	Tiki Barber at Arizona	11/11/01	129	Ahmad Bradshaw vs. Chicago	10/3/10
124	Tiki Barber vs. Oakland	11/25/01	133	Ahmad Bradshaw vs. Detroit	10/17/10
110	Tiki Barber at Dallas	12/09/01	126	Ahmad Bradshaw at Dallas	10/25/10
101	Tiki Barber vs. Jacksonville	11/03/02	103	Brandon Jacobs vs. Washington	12/5/10
127	Tiki Barber at Minnesota	11/10/02	116	Brandon Jacobs at Minnesota	12/13/10
147	Tiki Barber at Houston	11/24/02	103	Ahmad Bradshaw at Minnesota	12/13/10
203	Tiki Barber vs. Philadelphia	12/28/02	104	Ahmad Bradshaw vs. Buffalo	10/16/11
146	Tiki Barber vs. St. Louis	9/7/03	101	Brandon Jacobs at Dallas	12/11/11
126	Tiki Barber at Washington	9/21/03	113	Andre Brown at Carolina	9/20/12
120	Tiki Barber vs. Atlanta	11/9/03	200	Ahmad Bradshaw vs. Cleveland	10/7/12
111	Tiki Barber at Philadelphia	11/16/03	116	Ahmad Bradshaw at San Francisco	10/14/12
125	Tiki Barber at Philadelphia	9/12/04	103	Ahmad Bradshaw at Washington	12/3/12
106	Tiki Barber vs. Cleveland	9/26/04	100	David Wilson vs. New Orleans	12/9/12
182	Tiki Barber at Green Bay	10/3/04	107	Ahmad Bradshaw vs. Philadelphia	12/30/12
122	Tiki Barber at Dallas	10/10/04	106	Brandon Jacobs at Chicago	10/10/13
101	Tiki Barber at Minnesota	10/31/04	115	Andre Brown vs. Oakland	11/10/13
108	Tiki Barber at Arizona	11/14/04	127	Andre Brown vs. Dallas	11/24/13
107	Tiki Barber vs. Atlanta	11/21/04	176	Rashad Jennings vs. Houston	9/21/14
110	Tiki Barber vs. Philadelphia	11/28/04	131	Andre Williams at Tennessee	12/7/14
109	Tiki Barber at Cincinnati	12/26/04	110	Andre Williams at St. Louis	12/21/14

* Team Record **Postseason Game

GIANTS SEASON LEADERS

GIANTS PASSING HONOR ROLL

300 YARDS OR MORE IN A GAME, CHRONOLOGICALLY

YDS	PLAYER	DATE OF GAME	YDS	PLAYER	DATE OF GAME
341	Paul Governali vs. Phil.,	11/9/47	321	Kerry Collins vs. Jacksonville.....	12/23/00
363	Charlie Conerly at Pitt.,	12/5/48	381	Kerry Collins vs. Minnesota.....	1/14/01**
357	Charlie Conerly at G.B.,	11/13/49	346	Kerry Collins at Wash.....	10/28/01
321	Charlie Conerly at Rams,	9/26/59	321	Kerry Collins at Minnesota.....	11/19/01
315	Y.A. Tittle at Wash.,	10/1/61	338	Kerry Collins vs. Seattle.....	12/23/01
307	Y.A. Tittle vs. Phil.,	11/12/61	303	Kerry Collins at Phil.....	12/30/01
314	Y.A. Tittle vs. Pitt.,	11/19/61	386	Kerry Collins vs. G.B.....	1/06/02
332	Y.A. Tittle at Pitt.,	9/30/62	342	Kerry Collins vs. San Francisco.....	9/05/02
505	Y.A. Tittle vs. Wash.,	10/28/62	307	Kerry Collins at St. Louis.....	9/15/02
315	Y.A. Tittle at Dall.,	11/11/62	300	Kerry Collins at Minnesota.....	11/10/02
341	Y.A. Tittle vs. Dall.,	12/16/62	366	Kerry Collins at Indianapolis.....	12/22/02
324	Y.A. Tittle at Wash.,	10/6/63	314	Kerry Collins at New England.....	10/5/03
308	Y.A. Tittle vs. Pitt.,	12/15/63	375	Kerry Collins at Minnesota.....	10/26/03
348	Fran Tarkenton vs. N.O.,	10/8/67	303	Kerry Collins at Jets.....	11/2/03
325	Fran Tarkenton vs. St Louis,	12/8/68	352	Eli Manning at San Diego.....	9/25/05
320	Fran Tarkenton vs. Wash.,	11/15/70	344	Eli Manning at Seattle.....	11/27/05
302	Fran Tarkenton at Pitt.,	11/21/71	312	Eli Manning at Philadelphia.....	12/11/05
372	Randy Johnson vs. Phil.,	12/19/71	371	Eli Manning at Philadelphia.....	9/17/06
348	Randy Johnson at St. Louis,	10/28/73	312	Eli Manning at Dallas.....	9/9/07
300	Phil Simms vs. S.F.,	10/14/79	303	Eli Manning at Atlanta.....	10/15/07
351	Phil Simms vs. Dallas,	11/9/80	305	Eli Manning at Washington.....	11/30/08
322	Phil Simms vs. G.B.,	11/16/80	330	Eli Manning at Dallas.....	9/20/09
324	Phil Simms vs. N.Orleans,	9/20/81	384	Eli Manning vs. Atlanta.....	11/22/09
310	Scott Brunner vs. Atlanta,	9/12/82	391	Eli Manning vs. Philadelphia.....	12/13/09
326	Scott Brunner at St. Louis,	12/26/82	386	Eli Manning vs. Tennessee.....	9/26/10
395	Scott Brunner vs. San Diego,	10/2/83	306	Eli Manning at Dallas.....	10/25/10
325	Jeft Rutledge vs. Dallas,	10/30/83	373	Eli Manning vs. Dallas.....	11/14/10
346	Scott Brunner at Raiders,	11/27/83	301	Eli Manning at Green Bay.....	12/26/10
349	Jeff Rutledge vs. Seattle,	12/11/83	321	Eli Manning at Arizona.....	10/2/11
324	Jeff Rutledge at Wash.,	12/17/83	420	Eli Manning vs. Seattle.....	10/9/11
409	Phil Simms vs. Phila.,	9/2/84	349	Eli Manning vs. Miami.....	10/30/11
347	Phil Simms at Wash.,	9/16/84	311	Eli Manning at San Francisco.....	11/13/11
339	Phil Simms vs. Wash.,	10/28/84	406	Eli Manning at New Orleans.....	11/28/11
343	Phil Simms vs. Kansas City,	11/25/84	347	Eli Manning vs. Green Bay.....	12/4/11
432	Phil Simms vs. Dallas,	10/6/85	400	Eli Manning at Dallas.....	12/11/11
513*	Phil Simms at Cincinnati,	10/13/85	346	Eli Manning vs. Dallas.....	1/1/12
329	Phil Simms at Dallas,	12/15/85	330**	Eli Manning at Green Bay.....	1/15/12
300	Phil Simms at Dallas,	9/8/86	316**	Eli Manning at San Francisco.....	1/22/12
300	Phil Simms vs. San Diego,	9/14/86	510	Eli Manning vs. Tampa Bay.....	9/16/12
310	Phil Simms at Minn.,	11/16/86	309	Eli Manning at Philadelphia.....	9/30/12
388	Phil Simms at S.F.,	12/1/86	337	Eli Manning vs. Washington.....	10/21/12
359	Phil Simms at St. Louis,	12/13/87	450	Eli Manning at Dallas.....	9/8/13
309	Phil Simms vs. L.A. Rams,	9/25/88	362	Eli Manning vs. Denver.....	9/15/13
324	Phil Simms at Phil.,	10/10/88	334	Eli Manning vs. Philadelphia.....	10/6/13
320	Phil Simms vs. Detroit,	10/16/88	300	Eli Manning at Washington.....	9/25/14
326	Phil Simms at S.F.,	11/27/89	359	Eli Manning vs. Indianapolis.....	11/3/14
368	Jeff Hostetler at Dallas,	9/29/91	338	Eli Manning vs. Dallas.....	11/23/14
337	Phil Simms vs. Phoenix,	11/28/93	391	Eli Manning at St. Louis.....	12/21/14
341	Kerry Collins vs. NY Jets.....	12/5/99	429	Eli Manning vs. Philadelphia.....	12/28/14
316	Kerry Collins at Dallas.....	1/2/00	441	Eli Manning vs. San Francisco.....	10/11/15
350	Kerry Collins vs. Detroit.....	11/19/00	350	Eli Manning at New Orleans.....	11/1/15
333	Kerry Collins vs. Pitt.....	12/10/00			

* Team Record

**Postseason Game

GIANTS SEASON LEADERS

GIANTS RECEIVING HONOR ROLL

100 YARDS OR MORE IN A GAME, CHRONOLOGICALLY (SINCE 1960)

YDS	PLAYER	DATE OF GAME	YDS	PLAYER	DATE OF GAME
135	Kyle Rote at St. Louis	10/2/60	142	Homer Jones vs. St. Louis	12/8/68
116	Kyle Rote at Pittsburgh	10/9/60	107	Aaron Thomas vs. Dallas	12/15/68
124	Kyle Rote at Philadelphia	11/27/60	100	Homer Jones vs. Minnesota	9/21/69
180	Bob Schnelker vs. Cleveland	12/18/60	127	Aaron Thomas at St. Louis	11/9/69
105	Kyle Rote at Washington	10/1/61	110	Homer Jones vs. St. Louis	12/7/69
103	Del Shofner at Washington	10/1/61	134	Joe Morrison vs. Cleveland	12/21/69
122	Del Shofner vs. Washington	11/5/61	110	Clifton McNeil vs. St. Louis	10/25/70
137	Del Shofner vs. Philadelphia	11/12/61	150	Bob Tucker vs. St. Louis	10/25/70
129	Kyle Rote vs. Pittsburgh	11/19/61	165	Tucker Frederickson vs. Washington	11/15/70
100	Joe Walton at Philadelphia	12/10/61	151	Rich Houston at Green Bay	9/19/71
135	Del Shofner at Philadelphia	9/23/62	111	Bobby Duhon at Dallas	10/11/71
101	Alex Webster at Pittsburgh	9/30/62	108	Bob Tucker at Pittsburgh	11/21/71
127	Frank Gifford vs. Washington	10/28/62	160	Joe Morrison vs. Philadelphia	12/19/71
269*	Del Shofner vs. Washington	10/28/62	116	Bob Tucker vs. Philadelphia	12/19/71
158	Del Shofner at Dallas	11/11/62	175	Rich Houston vs. Dallas	9/24/72
125	Del Shofner at Washington	11/25/62	100	Bob Tucker vs. Philadelphia	11/26/72
155	Alex Webster vs. Dallas	12/16/62	136	Bob Tucker vs. Philadelphia	9/23/73
101	Phil King at Baltimore	9/15/63	137	Bob Grim at St. Louis	10/28/73
107	Del Shofner at Washington	10/6/63	101	Ron Johnson at Washington	12/2/73
105	Joe Walton vs. Dallas	10/20/63	100	Walker Gillette vs. Philadelphia	12/8/74
108	Del Shofner at Cleveland	10/27/63	100	Walker Gillette vs. St. Louis	10/25/75
119	Del Shofner vs. Philadelphia	11/10/63	105	Walker Gillette at Washington	9/12/76
159	Del Shofner vs. San Francisco	11/17/63	132	Doug Kotar at St. Louis	10/3/76
106	Del Shofner vs. St. Louis	11/24/63	102	Jimmy Robinson vs. Philadelphia	10/31/76
110	Del Shofner vs. Pittsburgh	12/15/63	118	Jimmy Robinson at Atlanta	10/2/77
122	Joe Morrison vs. St. Louis	11/1/64	110	Johnny Perkins at Tampa Bay	9/2/78
121	Aaron Thomas vs. Minnesota	12/6/64	100	Jimmy Robinson vs. Dallas	9/10/78
147	Joe Morrison vs. Cleveland	12/12/64	169	Earnest Gray vs. San Francisco	10/14/79
117	Aaron Thomas at Minnesota	10/9/65	107	Earnest Gray at Kansas City	10/21/79
145	Aaron Thomas vs. Philadelphia	10/17/65	174	Earnest Gray at St. Louis	9/7/80
102	Homer Jones vs. Philadelphia	10/17/65	137	Mike Friede vs. Dallas	11/9/80
118	Homer Jones at Cleveland	11/14/65	119	Earnest Gray vs. Green Bay	11/16/80
182	Homer Jones at Washington	12/12/65	108	Mike Friede vs. Green Bay	11/16/80
173	Homer Jones at Pittsburgh	9/11/66	114	Earnest Gray at Seattle	12/7/80
146	Homer Jones vs. Washington	10/16/1966	118	Johnny Perkins vs. New Orleans	9/20/81
111	Homer Jones vs. Pittsburgh	12/11/66	101	Gary Shirk vs. New Orleans	9/20/81
131	Joe Morrison vs. Dallas	12/18/66	129	Johnny Perkins at Dallas	9/27/81
175	Homer Jones at St. Louis	9/17/67	126	Johnny Perkins at Atlanta	10/25/81
196	Homer Jones at Washington	10/1/67	118**	Earnest Gray at San Francisco	1/3/82
123	Aaron Thomas vs. New Orleans	10/8/67	121**	Johnny Perkins at San Francisco	1/3/82
125	Joe Morrison at Pittsburgh	10/15/67	102	Butch Woolfolk vs. Houston	12/5/82
110	Aaron Thomas vs. Cleveland	10/29/67	148	Floyd Eddings vs. Philadelphia	12/11/82
149	Homer Jones at Minnesota	11/5/67	124	Earnest Gray at Dallas	9/18/83
125	Homer Jones vs. St. Louis	12/17/67	159	Earnest Gray vs. San Diego	10/2/83
101	Homer Jones at Pittsburgh	9/15/68	111	Earnest Gray at Kansas City	10/16/83
179	Homer Jones vs. Washington	9/29/68	135	Butch Woolfolk vs. Dallas	10/30/83
116	Homer Jones vs. New Orleans	10/6/68	145	Earnest Gray vs. Washington	11/13/83
108	Homer Jones at Atlanta	10/13/68	119	Byron Williams at L.A. Raiders	11/27/83
109	Joe Morrison vs. St. Louis	12/8/68	134	Earnest Gray at L.A. Raiders	11/27/83
			103	Byron Williams vs. Seattle	12/11/83

GIANTS SEASON LEADERS

GIANTS RECEIVING HONOR ROLL

100 YARDS OR MORE IN A GAME, CHRONOLOGICALLY

YDS	PLAYER	DATE OF GAME	YDS	PLAYER	DATE OF GAME
124	Byron Williams at Washington.....	12/17/83	100	Kevin Alexander vs. Cincinnati	10/26/97
137	Bobby Johnson vs. Philadelphia.....	9/2/84	141	Ike Hilliard at San Francisco.....	11/30/98
167	Byron Williams vs. Philadelphia	9/2/1984	114	Ike Hilliard vs. Washington	9/19/99
117	Bobby Johnson at Washington.....	9/16/84	105	Amani Toomer vs. Washington	9/19/99
112	Earnest Gray at L.A. Rams.....	9/30/84	123	Amani Toomer vs. Philadelphia	10/3/99
120	Lionel Manuel at Atlanta.....	10/14/84	101	Ike Hilliard at Washington.....	11/21/99
128	Earnest Gray vs. Washington	10/28/84	181	Amani Toomer vs. Jets	12/5/99
102	Lionel Manuel at Dallas	11/04/84	121	Ike Hilliard vs. Jets	12/5/99
126	Zeke Mowatt vs. Kansas City.....	11/25/84	162	Amani Toomer at St. Louis	12/19/99
105	Lionel Manuel at Green Bay.....	9/15/85	100	Tiki Barber at Dallas.....	1/2/00
129	Lionel Manuel vs. Dallas.....	10/6/85	108	Amani Toomer vs. Philadelphia	10/29/00
104	Bobby Johnson vs. Dallas.....	10/6/85	100	Amani Toomer at Cleveland.....	11/5/00
111	Lionel Manuel at Cincinnati.....	10/13/85	110	Ike Hilliard vs. St. Louis	11/12/00
176	Mark Bavaro at Cincinnati	10/13/85	108	Amani Toomer vs. Detroit.....	11/19/00
128	Phil McConkey at Dallas	12/15/85	136	Amani Toomer vs. Pittsburgh	12/10/00
105	Bobby Johnson at Dallas	9/8/86	193	Amani Toomer vs. Jacksonville.....	12/23/00
106	Mark Bavaro at L.A. Raiders.....	9/21/86	155*	Ike Hilliard vs. Minnesota.....	1/14/01
110	Mark Bavaro vs. New Orleans.....	9/28/86	109	Amani Toomer at Washington	10/28/01
116	Stacy Robinson at San Francisco.....	12/1/86	106	Ike Hilliard at Minnesota.....	11/19/01
111	Mark Bavaro at Washington.....	12/7/86	124	Amani Toomer vs. Seattle.....	12/23/01
151	Lionel Manuel at Dallas.....	11/2/87	105	Ike Hilliard vs. Seattle.....	12/23/01
105	Lionel Manuel at Philadelphia	11/15/87	134	Amani Toomer vs. San Francisco.....	9/05/02
102	Mark Bavaro at Philadelphia	11/15/87	100	Amani Toomer vs. Seattle.....	9/22/02
100	Stephen Baker at New Orleans.....	11/22/87	107	Ron Dixon at Minnesota.....	11/10/02
133	Mark Bavaro vs. Philadelphia.....	12/6/87	111	Jeremy Shockey vs. Washington	11/17/02
137	Mark Bavaro at St. Louis	12/13/87	113	Amani Toomer at Houston.....	11/24/02
109	Mark Bavaro vs. Jets.....	12/27/87	104	Amani Toomer vs. Tennessee	12/1/02
142	Lionel Manuel at Dallas	9/18/88	204	Amani Toomer at Indianapolis.....	12/22/02
103	Odessa Turner at Washington.....	10/2/88	116	Jeremy Shockey at Indianapolis	12/22/02
148	Mark Bavaro at Philadelphia	10/10/88	136**	Amani Toomer at San Francisco	1/5/03
104	Stephen Baker at Atlanta.....	10/23/88	126	Amani Toomer vs. Dallas.....	9/15/03
106	Lionel Manuel vs. Dallas.....	11/6/88	110	Jeremy Shockey vs. Miami.....	10/5/03
134	Stephen Baker at New Orleans.....	11/27/88	100	Ike Hilliard at Minnesota	10/26/03
126	Lionel Manuel vs. Philadelphia	12/3/89	127	Amani Toomer at Jets.....	11/2/03
109	Stephen Baker at Washington	10/14/90	106	David Tyree at Philadelphia.....	11/16/03
142	Mark Ingram at Dallas	9/29/91	110	Amani Toomer vs. Buffalo.....	11/30/03
116	Mark Ingram at Cincinnati.....	12/1/91	126	Amani Toomer vs. Cleveland	9/26/04
109	Stephen Baker at Chicago	9/21/92	102	Tiki Barber vs. Detroit.....	10/24/04
105	Ed McCaffrey at Dallas.....	11/26/92	100	Amani Toomer at Arizona.....	11/14/04
124	Mike Sherrard at Washington.....	10/10/93	102	Jamaar Taylor vs. Philadelphia	11/28/04
113	Mark Jackson vs. Phoenix.....	11/28/93	101	Jeremy Shockey at San Diego.....	9/25/05
109	Mike Sherrard at Houston.....	11/21/94	204	Plaxico Burress vs. St. Louis	10/2/05
101	Mike Sherrard at Cleveland	12/4/94	129	Jeremy Shockey at Dallas.....	10/16/05
100	Chris Calloway at Kansas City.....	9/10/95	111	Tiki Barber vs. Minnesota.....	11/13/05
128	Mike Sherrard at Seattle.....	11/5/95	113	Plaxico Burress vs. Philadelphia	11/20/05
126	Thomas Lewis at Philadelphia	11/19/95	127	Jeremy Shockey at Seattle.....	11/27/05
125	Thomas Lewis at Washington	10/20/96	109	Plaxico Burress at Seattle	11/27/05
108	Chris Calloway at Washington.....	10/20/96	107	Jeremy Shockey at Philadelphia.....	12/11/05
145	Chris Calloway at Detroit	10/19/97			

* Team Record

** Postseason Game

GIANTS SEASON LEADERS

GIANTS RECEIVING HONOR ROLL

100 YARDS OR MORE IN A GAME, CHRONOLOGICALLY

YDS	PLAYER	DATE OF GAME	YDS	PLAYER	DATE OF GAME
128	Plaxico Burress at Oakland.....	12/31/05	178	Victor Cruz vs. Dallas	1/1/12
137	Amani Toomer at Philadelphia	9/17/06	115**	Hakeem Nicks vs. Atlanta	1/8/12
114	Plaxico Burress at Philadelphia	9/17/06	165**	Hakeem Nicks at Green Bay	1/15/12
120	Plaxico Burress vs. Philadelphia	12/17/06	142**	Victor Cruz at San Francisco.....	1/22/12
144	Plaxico Burress at Dallas	9/9/07	109**	Hakeem Nicks vs. New England.....	2/5/12
124	Plaxico Burress vs. Jets.....	10/7/07	179	Victor Cruz vs. Tampa Bay.....	9/16/12
129	Jeremy Shockey vs. Dallas	11/11/07	199	Hakeem Nicks vs. Tampa Bay	9/16/12
136	Plaxico Burress at Philadelphia	12/9/07	138	Ramses Barden at Carolina.....	9/20/12
151*	Plaxico Burress at Green Bay.....	1/20/08	109	Victor Cruz at Philadelphia.....	9/30/12
133	Plaxico Burress vs. Washington.....	9/4/08	131	Victor Cruz vs. Washington	10/21/12
102	Domenik Hixon vs. Seattle.....	10/5/08	104	Victor Cruz at Washington.....	12/3/12
150	Mario Manningham at Dallas.....	9/20/09	121	Victor Cruz vs. New Orleans.....	12/9/12
134	Steve Smith at Dallas.....	9/20/09	118	Victor Cruz at Dallas	9/8/13
134	Steve Smith at Kansas City	10/4/09	114	Hakeem Nicks at Dallas.....	9/8/13
114	Hakeem Nicks at New Orleans	10/18/09	101	Rueben Randle at Dallas	9/8/13
126	Mario Manningham vs. Atlanta	11/22/09	118	Victor Cruz vs. Denver	9/15/13
110	Steve Smith vs. Dallas.....	12/6/09	164	Victor Cruz at Kansas City.....	9/29/13
110	Hakeem Nicks vs. Philadelphia	12/13/09	142	Hakeem Nicks vs. Philadelphia.....	10/6/13
103	Steve Smith vs. Tennessee	9/26/10	110	Victor Cruz vs. Green Bay.....	11/17/13
110	Hakeem Nicks vs. Chicago.....	10/3/10	135	Hakeem Nicks at San Diego.....	12/8/13
130	Hakeem Nicks at Houston.....	10/10/10	107	Victor Cruz vs. Houston	9/21/14
108	Hakeem Nicks at Dallas.....	10/25/10	108	Victor Cruz at Washington	9/25/14
101	Steve Smith at Dallas.....	10/25/10	156	Odell Beckham Jr. vs. Indianapolis.....	11/3/14
128	Hakeem Nicks at Seattle.....	1/7/10	108	Odell Beckham Jr. at Seattle.....	11/9/14
113	Mario Manningham vs. Philadelphia	12/19/10	112	Rueben Randle vs. San Francisco.....	11/16/14
132	Mario Manningham at Green Bay	12/26/10	146	Odell Beckham Jr. vs. Dallas.....	11/23/14
101	Mario Manningham at Washington.....	1/2/11	130	Odell Beckham Jr. at Tennessee.....	12/7/14
122	Hakeem Nicks at Washington	9/11/11	143	Odell Beckham Jr. vs. Washington	12/14/14
110	Victor Cruz at Philadelphia	9/25/11	148	Odell Beckham Jr. at St. Louis	12/21/14
162	Hakeem Nicks at Arizona	10/2/11	132	Rueben Randle at St. Louis.....	12/21/14
161	Victor Cruz vs. Seattle.....	10/9/11	185	Odell Beckham Jr. vs. Philadelphia	12/28/14
128	Victor Cruz vs. Philadelphia	11/20/11	158	Rueben Randle vs. Philadelphia.....	12/28/14
157	Victor Cruz at New Orleans	11/28/11	146	Odell Beckham Jr. vs. Atlanta	9/20/15
119	Victor Cruz vs. Green Bay.....	12/4/11	116	Rueben Randle vs. Redskins.....	9/28/15
163	Hakeem Nicks at Dallas.....	12/11/11	121	Odell Beckham Jr. vs. San Francisco	10/12/15
164	Victor Cruz at Jets.....	12/24/11	130	Odell Beckham Jr. at New Orleans	11/1/15
			105	Odell Beckham Jr. at Tampa Bay.....	11/9/15

* Team Record

** Postseason Game

GIANTS SEASON LEADERS

SCORING

YEAR	PLAYER	TD	PAT	FG	PTS
1925	Jack McBride	2	7	2	25
1925	Jack McBride	2	7	2	25
1926	Jack McBride	5	15	1	48
1927	Jack McBride	6	15	2	57
1928	Henry Haines	5	0	0	30
1929	Len Sedbrook	11	0	0	66
1930	Bennie Friedman	7	12	1	57
1931	Hap Moran	4	8	1	35
1932	Ray Flaherty	5	0	0	30
1933	Ken Strong	6	13	5	64
1934	Ken Strong	6	8	4	56
1935	Dale Burnett	6	0	0	36
1936	Tillie Manton	1	15	0	21
1937	Ward Cuff	4	0	2	30
1938	Ward Cuff	2	18	5	45
1939	Ward Cuff	2	6	7	39
1940	Ward Cuff	2	9	5	36
1941	Ward Cuff	2	19	5	46
1942	Ward Cuff	2	18	3	39
1943	Bill Paschal	12	0	0	72
1944	Bill Paschal	9	0	0	54
1945	Frank Liebel	10	0	0	60
1946	Ken Strong	0	32	4	44
1947	Ken Strong	0	24	2	30
1948	Bill Swiacki	10	0	0	60
1949	Gene Roberts	17	0	0	102
1950	Ray Poole	0	30	5	45
1951	Ray Poole	0	30	12	66
1952	Ray Poole	0	26	10	56
1953	Frank Gifford	7	2	1	47
1954	Ben Agajanian	0	35	13	74
1955	Ben Agajanian	0	32	10	62
1956	Frank Gifford	9	8	1	65
1957	Ben Agajanian	0	32	10	62
1958	Pat Summerall	0	28	12	64
1959	Pat Summerall	0	30	20	90
1960	Pat Summerall	0	32	13	71
1961	Pat Summerall	0	46	14	88
1962	Don Chandler	0	*47	19	104
1963	Don Chandler	0	52	18	106
1964	Don Chandler	0	27	9	54
1965	Tucker Frederickson	6	0	0	36
	Homer Jones	6	0	0	36
1966	Pete Gogolak	0	29	16	77
1967	Homer Jones	14	0	0	84
1968	Pete Gogolak	0	36	14	78

YEAR	PLAYER	TD	PAT	FG	PTS
1969	Pete Gogolak	0	33	11	66
	Joe Morrison	11	0	0	66
1970	Pete Gogolak	0	32	25	107
1971	Pete Gogolak	0	30	6	48
1972	Pete Gogolak	0	34	21	97
1973	Pete Gogolak	0	25	17	76
1974	Pete Gogolak	0	21	10	51
1975	George Hunt	0	24	6	42
1976	Joe Danelo	0	20	8	44
1977	Joe Danelo	0	19	14	61
1978	Joe Danelo	0	27	21	90
1979	Billy Taylor	11	0	0	66
1980	Joe Danelo	0	27	16	75
1981	Joe Danelo	0	31	24	103
1982	Joe Danelo	0	18	12	54
1983	Ali Haji-Sheikh	0	22	*35	127
1984	Ali Haji-Sheikh	0	32	17	83
1985	Joe Morris	21	0	0	126
1986	Raul Allegre	0	33	24	105
1987	Raul Allegre	0	25	17	76
1988	Paul McFadden	0	25	14	67
1989	Ottis Anderson	14	0	0	84
1990	Matt Bahr	0	29	17	80
1991	Matt Bahr	0	24	22	90
1992	Rodney Hampton	14	0	0	84
1993	David Treadwell	0	28	25	103
1994	David Treadwell	0	22	11	55
1995	Brad Daluiso	0	28	20	88
1996	Brad Daluiso	0	22	24	94
1997	Brad Daluiso	0	27	22	93
1998	Brad Daluiso	0	32	21	95
1999	Carey Blanchard	0	19	18	73
2000	Brad Daluiso	0	34	17	85
2001	Morten Andersen	0	29	23	98
2002	Matt Bryant	0	30	26	108
2003	Matt Bryant	0	17	11	50
2004	Steve Christie	0	33	22	99
2005	Jay Feely	0	43	*35	*148
2006	Jay Feely	0	38	23	107
2007	Lawrence Tynes	0	40	23	109
2008	John Carney	0	38	35	143
2009	Lawrence Tynes	0	45	27	126
2010	Lawrence Tynes	0	43	19	100
2011	Lawrence Tynes	0	43	19	100
2012	Lawrence Tynes	0	46	33	145
2013	Josh Brown	0	31	23	100
2014	Josh Brown	0	44	24	116

*Single Season Club Record

GIANTS SEASON LEADERS

RUSHING

YEAR	PLAYER	YDS	ATT	TD
1932	John McBride	302	84	1
1933	Harry Newman	437	130	3
1934	Harry Newman	483	141	3
1935	Elvin Richards	449	153	4
1936	Tuffy Leemans	830	206	2
1937	Hank Soar	442	120	2
1938	Tuffy Leemans	463	121	4
1939	Tuffy Leemans	429	128	3
1940	Tuffy Leemans	474	132	1
1941	Tuffy Leemans	332	100	4
1942	Merle Hapes	363	95	3
1943	Bill Paschal	572	147	10
1944	Bill Paschal	737	196	9
1945	Bill Paschal	247	59	2
1946	Frank Filchock	371	98	2
1947	Gene Roberts	296	86	1
1948	Gene Roberts	491	145	0
1949	Gene Roberts	634	152	9
1950	Eddie Price	703	126	4
1951	Eddie Price	971	271	7
1952	Eddie Price	748	183	5
1953	Sonny Grandelius	278	108	1
1954	Eddie Price	555	135	2
1955	Alex Webster	634	128	5
1956	Frank Gifford	819	159	5
1957	Frank Gifford	528	136	5
1958	Frank Gifford	468	115	8
1959	Frank Gifford	540	106	3
1960	Mel Triplett	573	124	4
1961	Alex Webster	928	196	2
1962	Alex Webster	743	207	5
1963	Phil King	613	161	3
1964	Ernie Wheelwright	402	100	0
1965	Tucker Frederickson	659	195	5
1966	Chuck Mercein	327	94	0
1967	Ernie Koy	704	146	4
1968	Tucker Frederickson	486	142	1
1969	Joe Morrison	387	107	4
1970	Ron Johnson	1,027	263	8
1971	Bobby Duhon	344	93	1
1972	Ron Johnson	1,182	298	9

YEAR	PLAYER	YDS	ATT	TD
1973	Ron Johnson	902	260	6
1974	Joe Dawkins	561	156	2
1975	Joe Dawkins	438	129	2
1976	Doug Kotar	731	185	3
1977	Bob Hammond	577	154	3
1978	Doug Kotar	625	149	1
1979	Billy Taylor	700	198	7
1980	Billy Taylor	580	147	4
1981	Rob Carpenter	748	190	5
1982	Butch Woolfolk	439	112	2
1983	Butch Woolfolk	857	246	2
1984	Rob Carpenter	795	250	7
1985	Joe Morris	1,336	294	*21
1986	Joe Morris	1,516	341	14
1987	Joe Morris	658	193	3
1988	Joe Morris	1,083	307	5
1989	Ottis Anderson	1,023	325	14
1990	Ottis Anderson	784	225	11
1991	Rodney Hampton	1,059	256	10
1992	Rodney Hampton	1,141	247	14
1993	Rodney Hampton	1,077	292	5
1994	Rodney Hampton	1,075	327	6
1995	Rodney Hampton	1,182	306	10
1996	Rodney Hampton	827	254	1
1997	Charles Way	698	151	4
1998	Gary Brown	1,063	247	5
1999	Joe Montgomery	348	115	3
2000	Tiki Barber	1,006	213	8
2001	Tiki Barber	865	166	4
2002	Tiki Barber	1,387	304	11
2003	Tiki Barber	1,216	278	2
2004	Tiki Barber	1,518	322	13
2005	Tiki Barber	*1,860	*357	9
2006	Tiki Barber	1,662	327	5
2007	Brandon Jacobs	1,009	202	4
2008	Brandon Jacobs	1,089	219	15
2009	Brandon Jacobs	835	224	5
2010	Ahmad Bradshaw	1,235	276	8
2011	Ahmad Bradshaw	659	171	9
2012	Ahmad Bradshaw	1,015	221	6
2013	Andre Brown	492	139	3
2014	Andre Williams	721	217	7

*Single Season Club Record

GIANTS SEASON LEADERS

PASSING

YEAR	PLAYER	ATT	COMP	YDS	TD	INT
1932	John McBride	74	36	363	6	9
1933	Harry Newman	136	53	973	11	17
1934	Harry Newman	93	35	391	1	12
1935	Ed Danowski	113	57	794	10	9
1936	Ed Danowski	104	47	515	5	10
1937	Ed Danowski	134	66	814	8	5
1938	Ed Danowski	129	70	848	7	8
1939	Ed Danowski	101	42	437	3	6
1940	Ed Miller	73	35	505	4	7
1941	Tuffy Leemans	66	31	475	4	5
1942	Tuffy Leemans	69	35	555	7	4
1943	Tuffy Leemans	87	37	360	5	5
1944	Arnie Herber	86	36	651	6	8
1945	Arnie Herber	80	35	641	9	8
1946	Frank Filchock	169	87	1,262	12	*25
1947	Paul Governali	197	85	1,461	14	16
1948	Charlie Conerly	299	162	2,175	22	13
1949	Charlie Conerly	305	152	2,138	17	20
1950	Charlie Conerly	132	56	1,000	8	7
1951	Charlie Conerly	189	93	1,277	10	22
1952	Charlie Conerly	169	82	1,090	13	10
1953	Charlie Conerly	303	143	1,711	13	*25
1954	Charlie Conerly	210	103	1,439	17	11
1955	Charlie Conerly	202	98	1,310	13	13
1956	Charlie Conerly	174	90	1,143	10	7
1957	Charlie Conerly	232	128	1,712	11	11
1958	Charlie Conerly	184	88	1,199	10	9
1959	Charlie Conerly	194	113	1,706	14	4
1960	George Shaw	155	76	1,263	11	13
1961	Y.A. Tittle	285	163	2,272	17	12
1962	Y.A. Tittle	375	200	3,224	33	20
1963	Y.A. Tittle	367	221	3,145	*36	14
1964	Y.A. Tittle	281	147	1,798	10	22
1965	Earl Morrall	302	155	2,446	22	12
1966	Gary Wood	170	81	1,142	6	13
1967	Fran Tarkenton	377	204	3,088	29	19
1968	Fran Tarkenton	337	182	2,555	21	12
1969	Fran Tarkenton	409	220	2,918	23	8
1970	Fran Tarkenton	389	219	2,777	19	12
1971	Fran Tarkenton	386	226	2,567	11	21
1972	Norm Snead	325	196	2,307	17	12

YEAR	PLAYER	ATT	COMP	YDS	TD	INT
1973	Norm Snead	235	131	1,483	7	8
1974	Craig Morton	237	122	1,510	9	13
1975	Craig Morton	363	186	2,359	11	16
1976	Craig Morton	284	153	1,865	9	20
1977	Joe Pisarcik	241	103	1,346	4	14
1978	Joe Pisarcik	301	143	2,096	12	23
1979	Phil Simms	265	134	1,743	13	14
1980	Phil Simms	402	193	2,321	15	19
1981	Phil Simms	316	172	2,031	11	9
1982	Scott Brunner	298	161	2,017	10	9
1983	Scott Brunner	386	190	2,516	9	22
1984	Phil Simms	*533	*286	4,044	22	18
1985	Phil Simms	495	275	3,829	22	20
1986	Phil Simms	468	259	3,487	21	22
1987	Phil Simms	282	163	2,230	17	9
1988	Phil Simms	479	263	3,359	21	11
1989	Phil Simms	405	228	3,061	14	14
1990	Phil Simms	311	184	2,284	15	4
1991	Jeff Hostetler	285	179	2,032	5	4
1992	Jeff Hostetler	192	103	1,225	8	3
1993	Phil Simms	400	247	3,038	15	9
1994	Dave Brown	350	201	2,536	12	16
1995	Dave Brown	456	254	2,814	11	10
1996	Dave Brown	398	214	2,412	12	20
1997	Danny Kanell	294	156	1,740	11	9
1998	Danny Kanell	299	160	1,603	11	10
1999	Kerry Collins	332	191	2,316	8	11
2000	Kerry Collins	529	311	3,610	22	13
2001	Kerry Collins	568	327	3,764	19	16
2002	Kerry Collins	545	335	*4,073	19	14
2003	Kerry Collins	500	284	3,110	13	16
2004	Kurt Warner	277	174	2,054	6	4
2005	Eli Manning	557	294	3,762	24	17
2006	Eli Manning	522	301	3,244	24	18
2007	Eli Manning	529	297	3,336	23	20
2008	Eli Manning	479	289	3,238	21	10
2009	Eli Manning	509	317	4,021	27	14
2010	Eli Manning	539	339	4,002	31	*25
2011	Eli Manning	*589	*359	*4,933	29	16
2012	Eli Manning	536	323	3,948	26	15
2013	Eli Manning	551	317	3,818	18	*27
2014	Eli Manning	*601	*379	4,410	30	14
2015	Eli Manning	340	224	2,339	19	6

*Single Season Club Record

GIANTS SEASON LEADERS

RECEIVING

YEAR	PLAYER	NO.	YDS	TD
1932	Ray Flaherty	21	350	5
1933	Dale Burnett	12	212	3
1934	Morris Badgro	16	206	1
1935	Tod Goodwin	26	432	4
1936	Dale Burnett	16	246	3
1937	Tuffy Leemans	11	157	1
1938	Hank Soar	13	164	2
	Dale Burnett	13	145	1
1939	Hank Soar	12	134	0
1940	Leland Shaffer	15	121	2
1941	Ward Cuff	19	317	2
1942	Ward Cuff	16	267	2
1943	Bill Walls	14	231	2
1944	O'Neal Adams	14	342	1
1945	Frank Liebel	22	593	10
1946	Ray Poole	24	307	3
1947	Ray Poole	23	395	4
1948	Bill Swiacki	39	550	10
1949	Bill Swiacki	47	652	4
1950	Bill Swiacki	20	280	3
1951	Joe Scott	23	356	2
1952	Bill Stribling	26	399	5
1953	Kyle Rote	26	440	5
	Eddie Price	26	233	1
1954	Bob Schnelker	30	550	8
1955	Frank Gifford	33	437	4
1956	Frank Gifford	51	603	4
1957	Frank Gifford	41	588	4
1958	Frank Gifford	29	330	2
1959	Frank Gifford	42	768	4
1960	Kyle Rote	42	750	2
1961	Del Shofner	68	1,125	11
1962*	Del Shofner	53	1,133	12
1963	Del Shofner	64	1,181	9
1964	Aaron Thomas	43	624	6
1965	Joe Morrison	41	574	4
1966	Homer Jones	48	1,044	8
1967	Aaron Thomas	51	877	9
1968	Homer Jones	45	1,057	7
1969	Joe Morrison	44	647	7
1970	Clifton McNeil	50	764	4
1971	Bob Tucker	59	791	4
1972	Bob Tucker	55	764	4
1973	Bob Tucker	50	681	5
1974	Joe Dawkins	46	332	3
1975	Walker Gillette	43	600	2
1976	Bob Tucker	42	498	1
1977	Jim Robinson	22	422	1
1978	Jim Robinson	32	620	2
	Johnny Perkins	32	514	3

YEAR	PLAYER	NO.	YDS	TD
1979	Gary Shirk	31	471	2
1980	Earnest Gray	52	777	10
1981	Johnny Perkins	51	858	6
1982	Tom Mullady	27	287	0
1983	Earnest Gray	78	1,139	5
1984	Zeke Mowatt	48	698	7
	Bob Johnson	48	795	6
1985	Lionel Manuel	49	859	6
1986	Mark Bavaro	66	1,001	4
1987	Mark Bavaro	55	867	8
1988	Lionel Manuel	65	1,029	4
1989	Odessa Turner	38	467	4
1990	David Meggett	39	410	1
1991	Mark Ingram	51	824	3
1992	Ed McCaffrey	49	610	5
1993	Mark Jackson	58	708	4
1994	Mike Sherrard	53	825	6
1995	Chris Calloway	56	796	3
1996	Chris Calloway	53	739	4
	Thomas Lewis	53	694	4
1997	Chris Calloway	58	849	8
1998	Chris Calloway	62	1,182	6
1999	Amani Toomer	79	1,183	6
2000	Amani Toomer	78	1,094	7
2001	Amani Toomer	72	1,054	5
	Tiki Barber	72	577	0
2002	Amani Toomer	82	1,343	8
2003	Tiki Barber	69	461	1
2004	Jeremy Shockey	61	666	6
2005	Plaxico Burress	76	1,214	7
2006	Jeremy Shockey	66	623	7
2007	Plaxico Burress	70	1,025	12
2008	Steve Smith	57	574	1
2009	Steve Smith	*107	1,220	7
2010	Hakeem Nicks	79	1,052	11
2011	Victor Cruz	82	*1,536	9
2012	Victor Cruz	86	1,092	10
2013	Victor Cruz	73	998	4
2014	Odell Beckham Jr.	91	1,305	12
2015	Odell Beckham Jr.	59	759	7

* Single Season Club Record

**Homer Jones set the team record with 13 touchdown receptions in 1967.

GIANTS SEASON LEADERS

INTERCEPTIONS

YEAR	PLAYER	NO	YDS
1940	Doug Oldershaw	4	48
	Leland Shaffer	4	14
1941	Ward Cuff	4	152
George Franck		4	94
1942	Merle Hapes	3	49
	Hank Soar	3	31
1943	Dave Brown	6	64
1944	Howard Livingston	9	172
1945	Howard Livingston	3	65
1946	Frank Liebel	5	117
1947	Frank Reagan	10	203
1948	Frank Reagan	9	145
1949	Emlen Tunnell	10	251
1950	Otto Schnellbacher	8	99
1951	Otto Schnellbacher	*11	194
1952	Tom Landry	8	99
1953	Emlen Tunnell	6	117
1954	Emlen Tunnell	8	108
	Tom Landry	8	71
1955	Emlen Tunnell	7	76
1956	Emlen Tunnell	6	87
1957	Emlen Tunnell	6	87
1958	Jim Patton	*11	183
1959	Dick Nolan	5	57
	Lindon Crow	5	54
	Jim Patton	5	13
1960	Jim Patton	6	100
1961	Dick Lynch	9	60
1962	Jim Patton	7	125
1963	Dick Lynch	9	*251
1964	Dick Lynch	4	68
1965	Carl Lockhart	4	117
	Dick Lynch	4	38
1966	Carl Lockhart	6	20
1967	Carl Lockhart	5	38
1968	Willie Williams	10	103
1969	Bruce Maher	5	112
1970	Willie Williams	6	114
1971	Willie Williams	5	58
1972	Carl Lockhart	4	56
	Willie Williams	4	42
	Richmond Flowers	4	30
	Pete Athas	4	11
1973	Pete Athas	5	52
1974	Chuck Crist	3	20
1975	Bobby Brooks	4	38
1976	Rick Volk	2	14
	Brad Van Pelt	2	13
	Jim Steinke	2	0
1977	Bill Bryant	3	54
1978	Terry Jackson	7	115
1979	Brian Kelley	3	41
	Harry Carson	3	28
	Terry Jackson	3	10

YEAR	PLAYER	NO	YDS
1980	Mike Dennis	5	68
1981	Beasley Reece	4	84
1982	Terry Jackson	4	75
1983	Terry Jackson	6	20
1984	Mark Haynes	7	90
1985	Elvis Patterson	6	88
1986	Terry Kinard	4	52
	Perry Williams	4	31
1987	Terry Kinard	5	163
1988	Sheldon White	4	70
1989	Terry Kinard	5	135
1990	Everson Walls	6	80
1991	Mark Collins	4	77
	Everson Walls	4	7
1992	Greg Jackson	4	71
1993	Mark Collins	4	77
	Greg Jackson	4	32
1994	John Booty	3	95
	Phillippi Sparks	3	4
1995	Vencie Glenn	5	91
	Phillippi Sparks	5	11
	Jason Sehorn	5	61
1997	Jason Sehorn	6	74
1998	Percy Ellsworth	5	92
1999	Percy Ellsworth	6	80
2000	Emmanuel McDaniel	6	30
2001	Will Allen	4	27
2002	Jason Sehorn	2	31
2002	William Peterson	2	1
2002	Shaun Williams	2	-2
2003	Frank Walker	2	74
	Ralph Brown	2	51
	Will Allen	2	23
	Johnnie Harris	2	3
2004	Gibril Wilson	3	39
	Brent Alexander	3	3
2005	Brent Alexander	4	45
2006	Kevin Dockery	2	100
	R.W. McQuarters	2	67
	Mathias Kiwaniuka	2	44
	Will Demps	2	30
	Sam Madison	2	28
	Gibril Wilson	2	25
	Fred Robbins	2	12
2007	Sam Madison	4	59
	Gibril Wilson	4	12
2008	Corey Webster	3	65
	James Butler	3	62
	Aaron Ross	3	58
2009	Terrell Thomas	5	87
2010	Terrell Thomas	5	56
2011	Corey Webster	6	71
2012	Stevie Brown	8	307*
2013	Antrel Rolle	6	23
2014	Quintin Demps	4	19
2015	Uani 'Unga	2	
	D.Rodgers-Cromarti	2	

* Single Season Club Record

GIANTS SEASON LEADERS

SACKS

(Official Statistic since 1982)

YEAR	PLAYER	SACKS	YEAR	PLAYER	SACKS
1982	Lawrence Taylor	7.5	2000	Keith Hamilton	10.0
1983	George Martin	9.0	2001	Michael Strahan	22.5*
	Lawrence Taylor	9.0	2002	Michael Strahan	11.0
1984	Lawrence Taylor	11.5	2003	Michael Strahan	18.5
1985	Leonard Marshall	15.5	2004	Osi Umenyiora	7.0
1986	Lawrence Taylor	20.5	2005	Osi Umenyiora	14.5
1987	Lawrence Taylor	12.0	2006	Osi Umenyiora	6.0
1988	Lawrence Taylor	15.5	2007	Osi Umenyiora	13.0
1989	Lawrence Taylor	15.0	2008	Justin Tuck	12.0
1990	Lawrence Taylor	10.5	2009	Osi Umenyiora	7.0
1991	Leonard Marshall	11.0	2010	Osi Umenyiora	11.5
1992	Lawrence Taylor	5.0		Justin Tuck	11.5
1993	Keith Hamilton	11.5	2011	Jason Pierre-Paul	16.5
1994	Keith Hamilton	6.5	2012	Jason Pierre-Paul	6.5
1995	Michael Strahan	7.5	2013	Justin Tuck	11.0
1996	Chad Bratzke	5.0	2014	Jason Pierre-Paul	12.5
	Michael Strahan	5.0	2015	Cullen Jenkins	2.0
1997	Michael Strahan	14.0		Damontre Moore	2.0
1998	Michael Strahan	15.0			
1999	Jessie Armstead	9.0			

*NFL Single Season Record

ALL-PURPOSE YARDS

YEAR	PLAYER	RUSH	REC	PUNT	KICKOFF	INT	FUM	TOTAL
1942	Merle Hapes	363	.79	170	215	49	-	876
1943	Bill Paschal	572	.74	92	183	.0	-	921
1944	Bill Paschal	737	.0	102	260	.0	-	1,099
1945	Ward Cuff	214	172	124	105	.0	-13	602
1946	Bill Paschal	362	.78	111	158	.0	.0	709
1947	George Cheverko	63	300	88	135	54	.0	640
1948	Joe Scott	198	235	25	569	10	.0	1,037
1949	Gene Roberts	634	711	.0	16	.0	.0	1,361
1950	Joe Scott	322	240	23	351	.0	.0	936
1951	Eddie Price	971	.19	.0	.0	.0	.0	990
1952	Emlen Tunnell	0	.0	411	364	149	3	927
1953	Frank Gifford	157	292	106	327	.0	.0	882
1954	Eddie Price	555	352	.0	.0	.0	3	910
1955	Alex Webster	634	269	.0	.0	.0	.0	903
1956	Frank Gifford	819	603	.0	.0	.0	.0	1,422
1957	Frank Gifford	528	588	.0	.0	.0	.0	1,116
1958	Frank Gifford	468	330	.0	.0	.0	.0	798
1959	Frank Gifford	540	768	.0	.0	.0	.0	1,308
1960	Kyle Rote	0	750	.0	.0	.0	.0	750
1961	Alex Webster	928	313	.0	.0	.0	.0	1,241
1962	Alex Webster	743	477	.0	.0	.0	.0	1,220
1963	Del Shofner0	1,181	.0	.0	.0	.0	1,181
1964	Clarence Childs	102	.97	40	987	.0	.0	1,226
1965	Tucker Frederickson	659	177	.0	.0	.0	.0	836
1966	Homer Jones	43	1,044	.0	.0	.0	.0	1,087
1967	Homer Jones	60	1,209	.0	38	.0	8	1,315
1968	Homer Jones	18	1,057	.0	.0	.0	.0	1,075
1969	Joe Morrison	387	647	.0	.0	.0	.0	1,034
1970	Ron Johnson	1,027	487	.0	140	.0	.0	1,654

GIANTS SEASON LEADERS

ALL-PURPOSE YARDS (CONTINUED)

YEAR	PLAYER	RUSH	REC	PUNT	KICKOFF	INT	FUM	TOTAL
1971	Rocky Thompson	177	85	0	947	0	0	1,209
1972	Ron Johnson	1,182	451	0	0	0	0	1,633
1973	Ron Johnson	902	377	0	0	0	0	1,279
1974	Leon McQuay	240	59	81	689	0	0	1,069
1975	Doug Kotar	378	86	5	405	0	0	874
1976	Doug Kotar	731	319	0	39	0	0	1,089
1977	Bobby Hammond	577	136	334	419	0	0	1,466
1978	Bobby Hammond	554	173	157	290	0	0	1,174
1979	Billy Taylor	700	253	0	131	0	0	1,084
1980	Alvin Garrett	31	69	287	527	0	0	914
1981	Leon Bright	197	291	410	481	0	0	1,379
1982	Butch Woolfolk	439	224	0	428	0	0	1,091
1983	Butch Woolfolk	857	368	0	13	0	0	1,238
1984	Rob Carpenter	795	209	0	0	0	0	1,004
1985	Joe Morris	1,336	212	0	25	0	0	1,573
1986	Joe Morris	1,516	233	0	0	0	0	1,749
1987	Mark Bavaro	0	867	0	0	0	0	867
1988	Joe Morris	1,083	166	0	0	0	0	1,249
1989	David Meggett	117	531	582	577	0	0	1,807
1990	David Meggett	164	410	467	492	0	0	1,533
1991	Rodney Hampton	1,059	283	0	204	0	0	1,546
1992	Rodney Hampton	1,141	215	0	0	0	0	1,356
1993	David Meggett	329	319	331	403	0	0	1,382
1994	David Meggett	298	293	323	548	0	0	1,462
1995	Rodney Hampton	1,182	142	0	0	0	0	1,324
1996	Tyrone Wheatley	400	51	0	503	0	0	954
1997	Charles Way	698	304	0	46	0	0	1,048
1998	Gary Brown	1,063	36	0	0	0	0	1,099
1999	Tiki Barber	258	609	506	266	0	0	1,639
2000	Tiki Barber	1,006	719	332	28	0	0	2,085
2001	Tiki Barber	865	577	338	0	0	2	1,782
2002	Tiki Barber	1,387	597	5	0	0	0	1,989
2003	Tiki Barber	1,216	461	0	0	0	0	1,677
2004	Tiki Barber	1,518	578	0	0	0	0	2,096
2005	Tiki Barber	1,860	530	0	0	0	0	2,390
2006	Tiki Barber	1,662	465	0	0	0	0	2,127
2007	Brandon Jacobs	1,009	174	0	0	0	0	1,183
2008	Derrick Ward	1,025	384	0	21	0	0	1,430
2009	Domenik Hixon	0	187	256	1,291	0	0	1,731
2010	Ahmad Bradshaw	1,235	314	0	0	0	0	1,549
2011	Ahmad Bradshaw	659	267	0	0	0	0	926
2012	David Wilson	358	34	0	1,533	0	0	1,925
2013	Victor Cruz	0	998	0	0	0	0	998
2014	Odell Beckham Jr.	35	1,305	171	0	0	0	1,511

*Single Season Club Record

GIANTS LONGEST PLAYS

LONGEST FIELD GOAL

- 56 Ali Haji-Sheikh, at Detroit, Nov. 7, 1983
- 56 Ali Haji-Sheikh, vs. Green Bay, Sept. 26, 1983
- 55 Joe Danelo, vs. New Orleans, Sept. 20, 1981
- 54 Brad Daluiso, vs. Phoenix, Nov. 28, 1993
- 54 Matt Bahr, vs. Houston, Dec. 21, 1991
- 54 Joe Danelo, at Seattle, Oct. 18, 1981
- 54 Pete Gogolak, vs. Dallas, Nov. 8, 1970
- 53 Josh Brown, at Tampa Bay, Nov. 9, 2015
- 53 Lawrence Tynes, at Dallas, Oct. 25, 2010
- 53 Steve Christie, at Philadelphia, Sept. 12, 2004
- 53 Raul Allegre, at Philadelphia, Nov. 15, 1987
- 53 Don Chandler, at Dallas, Dec. 1, 1963

LONGEST RUN FROM SCRIMMAGE

- 95 Tiki Barber, at Oakland, Dec. 31, 2005 (TD)
- 91 Hap Moran, vs. Green Bay, Nov. 23, 1930
- 88 Ahmad Bradshaw, at Buffalo, Dec. 23, 2007
- 80 Eddie Price, at Philadelphia, Dec. 9, 1951 (TD)
- 79 Frank Gifford, vs. Washington, Nov. 29, 1959
- 78 Tiki Barber, vs. Arizona, Sept. 3, 2000 (TD)
- 77 Ahmad Bradshaw, vs. Baltimore, Nov. 16, 2008
- 77 Bill Paschal, vs. Cleveland Rams, Nov. 4, 1945 (TD)
- 75 Eddie Price, at Chicago Cardinals, Nov. 2, 1952 (TD)
- 75 Tuffy Leemans, vs. Green Bay, Nov. 20, 1938 (TD)
- 74 Eddie Price, at Philadelphia, Dec. 10, 1950
- 73 Brandon Jacobs, at Minnesota, Dec. 13, 2010
- 72 Tiki Barber, at Philadelphia, Sept. 12, 2004 (TD)
- 71 Alex Webster, at Chicago Cardinals, Oct. 2, 1955
- 70 Tiki Barber, at Houston, Nov. 24, 2002
- 70 Joe Morrison, at Philadelphia, Sept. 29, 1963 (TD)
- 70 Frank Filchock, at Pittsburgh, Oct. 6, 1946 (TD)
- 70 Kink Richards, vs. Brooklyn, Oct. 22, 1933 (TD)

LONGEST PASS COMPLETION

- 99 Eli Manning (to Victor Cruz) (TD)
at Jets, Dec. 24, 2011
- 98 Earl Morrall (to Homer Jones) (TD)
at Pittsburgh, Sept. 11, 1966
- 94 Norm Snead (to Rich Houston) (TD)
vs. Dallas, Sept. 24, 1972
- 92 Eli Manning (to Mario Manningham) (TD)
at Washington, Jan. 2, 2011
- 89 Earl Morrall (to Homer Jones) (TD)
vs. Philadelphia, Oct. 17, 1965
- 88 Frank Reagan (to George Franck) (TD)
vs. Washington, Oct. 12, 1947
- 87 Kent Graham (to Tiki Barber) (TD)
at Arizona, Dec. 6, 1998
- 85 Eli Manning (to Mario Manningham) (TD)
at Green Bay, Dec. 26, 2010
- 85 Jeff Hostetler (to Stephen Baker)
at New Orleans, Nov. 27, 1988 (TD)
- 85 Charlie Conerly (to Choo-Choo Roberts)
vs. Chicago Bears, Oct. 23, 1949 (TD)
- 84 Fran Tarkenton (to Homer Jones)
at Pittsburgh, Sept. 15, 1968
- 83 Frank Gifford (to Eddie Price)
at Cleveland, Oct. 31, 1954 (TD)
- 82 Kerry Collins (to Amani Toomer)
at Indianapolis, Dec. 22, 2002 (TD)
- 82 Joe Pisarcik (to Ed Marshall)
at Washington, Oct. 23, 1977
- 82 Fran Tarkenton (to Homer Jones)
vs. Washington, Sept. 29, 1968 (TD)
- 82 Tom Kennedy (to Homer Jones)
vs. Pittsburgh, Dec. 11, 1966 (TD)

GIANTS LONGEST PLAYS

LONGEST INT. RETURN

- 102 Erich Barnes, at Dallas, Oct. 15, 1961 (TD)
- 101 Henry Carr, at Rams, Nov. 13, 1966 (TD)
- 97 Lawrence Taylor, at Detroit, Nov. 25, 1982 (TD)
- 96 Kevin Dockery, at Dallas, Oct. 23, 2006 (TD)
- 96 Ward Cuff, vs. Washington, Dec. 4, 1938 (TD)
- 95 Sam Garnes, vs. Philadelphia, Aug. 31, 1997 (TD)
- 91 Ryan Mundy, at Dallas, Sept. 8, 2013
- 89 Bruce Maher, at Dallas, Nov. 10, 1968
- 82 Dick Lynch, vs. Dallas, Oct. 20, 1963
- 78 George Martin, vs. Denver, Nov. 23, 1986 (TD)

LONGEST PUNT

- 90 Rodney Williams, at Denver,, Sept. 10, 2001
- 74 Len Younce, vs. Chicago Bears, Nov. 14, 1943
- 74 Don Chandler, at Dallas, Oct. 11, 1964
- 73 Dave Jennings, vs. Houston, Dec. 5, 1982
- 72 Dave Jennings, vs. Dallas, Nov. 4, 1979
- 72 Len Younce, at Brooklyn Tigers, Oct. 15, 1944
- 72 Carl Kinscherf, at Phil.-Pitt., Oct. 9, 1943
- 71 Sean Landeta, vs. Green Bay, Nov. 8, 1992
- 71 Sean Landeta, vs. Philadelphia, Dec. 3, 1989
- 71 Kay Eakin, vs. Cleveland, Nov. 16, 1941
- 70 George Frank, vs. Philadelphia, Oct. 12, 1941

LONGEST PUNT RETURN

- 87 Amani Toomer, vs. Buffalo, Sept.1, 1996 (TD)
- 85 Tiki Barber, vs. Dallas, Oct. 18, 1999 (TD)
- 83 Eddie Dove, at Philadelphia, Sept. 29, 1963
- 81 Bosh Pritchard, at Chicago Cardinals, Nov. 25, 1951
- 81 Emlen Tunnell, vs. Chicago Cardinals, Oct. 14, 1951 (TD)
- 76 David Meggett, vs. Raiders, Dec. 24, 1989 (TD)
- 75 David Meggett, at New Orleans, Dec. 20, 1993 (TD)
- 74 Emlen Tunell, at N.Y. Yanks, Dec. 16, 1951 (TD)
- 71 Emlen Tunnell, vs. Philadelphia, Oct. 21, 1951 (TD)
- 70 David Meggett, at Tampa Bay, Nov. 24, 1991 (TD)

LONGEST KICKOFF RETURN

- 100 Dwayne Harris, vs. Dallas, Oct. 25, 2015 (TD)
- 100 Clarence Childs, vs. Minnesota, Dec. 6, 1964 (TD)
- 100 Emlen Tunell, vs. N.Y. Yanks, Nov. 4, 1951 (TD)
- 99 Joe Scott, vs. Rams, Nov. 14, 1948 (TD)
- 98 Jimmy Patton, vs. Washington, Oct. 30, 1955 (TD)
- 97 David Wilson, vs. New Orleans, Dec. 9, 2012 (TD)
- 97 Jack Hagerty, vs., Buffalo Bisons, Nov. 5, 1929 (TD)
- 95 Willie Ponder, vs. Arizona, Sept. 11, 2005 (TD)
- 95 Jack Salschieder, at Chicago Cardinals, Oct. 30, 1949 (TD)
- 93 Rocky Thompson, at St. Louis, Oct. 3, 1971 (TD)
- 93 Harry Newman, at Boston Redskins, Oct. 7, 1934 (TD)
- 92 Derrick Ward, at Washington, Dec. 5, 2004 (TD)
- 92 David Meggett, vs. Philadelphia, Nov. 22, 1992 (TD)
- 92 Rocky Thomas, at Detroit, Sept. 17, 1972 (TD)
- 91 Willie Ponder, vs. Pittsburgh, Dec. 18, 2004 (TD)
- 91 Thomas Lewis, vs. Washington, Dec. 10, 1995 (TD)

NFL STATS



WEEK 9 / THROUGH MONDAY, NOVEMBER 9, 2015

OFFENSE	Buff.	NY-J	N.O.	Wash.	Det.	G.B.	Dal.	T.B.
GAMES (Won-Lost)	4-4	5-3	4-5	3-5	1-7	6-2	2-6	3-5
FIRST DOWNS	152	163	224	161	160	152	176	154
Rushing	58	48	60	33	22	49	56	48
Passing	82	102	142	109	114	83	90	88
Penalty	12	13	22	19	24	20	30	18
YDS GAINED (tot)	2804	2927	3795	2632	2702	2727	2833	2858
Avg per Game	350.5	365.9	421.7	329.0	337.8	340.9	354.1	357.3
RUSHING (net)	1133	922	855	730	557	925	1029	1055
Avg per Game	141.6	115.3	95.0	91.3	69.6	115.6	128.6	131.9
Rushes	236	241	238	201	150	208	229	236
Yards per Rush	4.8	3.8	3.6	3.6	3.7	4.4	4.5	4.5
PASSING (net)	1671	2005	2940	1902	2145	1802	1804	1803
Avg per Game	208.9	250.6	326.7	237.8	268.1	225.3	225.5	225.4
Passes Att.	234	291	381	309	339	252	261	246
Completed	160	181	270	206	215	163	180	142
Pct Completed	68.4	62.2	70.9	66.7	63.4	64.7	69.0	57.7
Yards Gained	1843	2055	3098	1954	2284	1937	1912	1897
Sacked	23	9	22	9	22	19	17	14
Yards Lost	172	50	158	52	139	135	108	94
Had intercepted	7	8	8	9	12	3	8	7
Yards Opp Ret	68	66	145	103	149	28	193	114
Opp TDs on Int	1	0	1	1	0	0	2	2
PUNTS	39	40	40	34	42	37	33	26
Avg Yards	48.7	40.7	44.5	43.9	46.6	44.0	46.0	42.3
PUNT RETURNS	14	23	23	13	14	16	14	19
Avg Return	8.9	9.0	9.8	5.4	7.6	6.1	3.4	11.5
Returned for TD	0	0	1	0	0	0	0	0
KICKOFF RETURNS	19	18	16	19	24	15	14	13
Avg Return	17.3	22.1	21.6	25.5	26.8	24.3	25.8	26.2
Returned for TD	0	0	0	1	0	0	0	0
PENALTIES	85	49	75	51	55	58	59	81
Yards Penalized	764	451	668	422	474	482	432	655
FUMBLES BY	13	8	12	10	12	9	10	13
Fumbles Lost	4	4	7	5	8	3	5	7
Opp Fumbles	11	12	15	16	13	9	2	18
Opp Fum Lost	4	9	9	8	7	2	1	9
POSS. TIME (avg)	29:55	31:53	32:14	31:20	28:35	29:16	33:47	28:43
TOUCHDOWNS	26	23	31	17	18	24	16	18
Rushing	11	8	11	5	2	4	6	6
Passing	13	15	18	10	14	19	9	10
Returns	2	0	2	2	2	1	1	2
EXTRA-PT KICKS	22/23	23/23	25/27	15/15	15/16	22/22	16/16	14/16
2-PT CONVERSIONS	1/3	0/0	0/3	1/2	0/2	2/2	0/0	1/2
FIELD GOALS/FGA	9/11	13/16	10/15	13/15	8/8	11/12	16/16	19/26
POINTS SCORED	209	200	241	158	149	203	160	181

DEFENSE	Buff.	NY-J	N.O.	Wash.	Det.	G.B.	Dal.	T.B.
POINTS ALLOWED	190	162	268	195	245	167	204	231
OPP FIRST DOWNS	174	141	213	162	173	170	165	188
Rushing	41	35	54	59	57	55	55	53
Passing	107	93	124	89	99	103	90	109
Penalty	26	13	35	14	17	12	20	26
OPP YARDS GAINED	2828	2586	3733	2983	3086	3057	2818	2792
Avg per Game	353.5	323.3	414.8	372.9	385.8	382.1	352.3	349.0
OPP RUSHING (net)	749	645	1103	1060	1070	1001	893	867
Avg per Game	93.6	80.6	122.6	132.5	133.8	125.1	111.6	108.4
Rushes	191	171	235	220	246	222	212	234
Yards per Rush	3.9	3.8	4.7	4.8	4.3	4.5	4.2	3.7
OPP PASSING (net)	2079	1941	2630	1923	2016	2056	1925	1925
Avg per Game	259.9	242.6	292.2	240.4	252.0	257.0	240.6	240.6
Passes Att.	323	315	323	262	249	286	267	272
Completed	194	178	212	167	182	165	177	191
Pct Completed	60.1	56.5	65.6	63.7	73.1	57.7	66.3	70.2
Sacked	13	17	19	13	20	23	14	17
Yards Lost	69	121	127	105	140	126	86	121
INTERCEPTED BY	8	10	4	4	4	10	3	6
Yards Returned	193	61	25	108	32	113	33	76
Returned for TD	2	0	0	0	1	1	0	0
OPP PUNT RETURNS	21	16	15	14	26	23	12	15
Avg return	9.5	14.4	8.9	13.1	7.7	4.7	10.1	4.7
OPP KICKOFF RET	21	28	20	11	15	19	7	14
Avg return	16.8	24.0	27.5	16.3	26.7	21.2	35.0	26.1
OPP TOUCHDOWNS	23	18	32	22	28	18	22	28
Rushing	6	2	7	5	14	8	9	5
Passing	15	14	24	13	14	10	9	19
Returns	2	2	1	4	0	0	4	4

WEEK 9 / THROUGH MONDAY, NOVEMBER 9, 2015

OFFENSE	Car.	Tenn.	Chi.	St.L.	Miami	Phil.	Jax	Balt.
GAMES (Won-Lost)	8-0	2-6	3-5	4-4	3-5	4-4	2-6	2-6
FIRST DOWNS	166	163	161	122	168	175	156	168
Rushing	65	39	50	51	43	59	33	55
Passing	90	106	96	58	105	90	108	97
Penalty	11	18	15	13	20	26	15	16
YDS GAINED (tot)	2871	2652	2777	2501	2863	2931	2835	2858
Avg per Game	358.9	331.5	347.1	312.6	357.9	366.4	354.4	357.3
RUSHING (net)	1138	813	878	1084	826	973	774	794
Avg per Game	142.3	101.6	109.8	135.5	103.3	121.6	96.8	99.3
Rushes	269	199	228	222	168	225	191	199
Yards per Rush	4.2	4.1	3.9	4.9	4.9	4.3	4.1	4.0
PASSING (net)	1733	1839	1899	1417	2037	1958	2061	2064
Avg per Game	216.6	229.9	237.4	177.1	254.6	244.8	257.6	258.0
Passes Att.	246	274	287	222	301	310	311	325
Completed	132	180	178	129	194	195	175	206
Pct Completed	53.7	65.7	62.0	58.1	64.5	62.9	56.3	63.4
Yards Gained	1820	2031	1971	1498	2260	2061	2193	2173
Sacked	13	28	14	12	23	14	25	14
Yards Lost	87	192	72	81	223	103	132	109
Had intercepted	9	8	6	5	9	10	10	8
Yards Opp Ret	69	168	148	70	143	70	145	121
Opp TDs on Int	0	2	2	1	1	0	3	1
PUNTS	41	43	36	47	38	42	44	33
Avg Yards	45.5	46.1	46.1	48.4	49.1	46.7	44.9	49.4
PUNT RETURNS	19	22	15	16	22	14	13	12
Avg Return	9.0	9.5	8.0	10.1	10.8	14.7	7.2	12.1
Returned for TD	0	0	0	1	1	1	0	0
KICKOFF RETURNS	9	16	15	16	24	5	18	13
Avg Return	19.0	23.1	24.7	22.4	22.6	20.8	24.2	25.7
Returned for TD	0	0	0	0	0	0	0	0
PENALTIES	50	59	58	68	66	61	56	59
Yards Penalized	415	475	540	518	518	464	496	493
FUMBLES BY	4	13	12	10	11	9	11	7
Fumbles Lost	3	9	4	5	3	5	4	3
Opp Fumbles	10	9	7	12	6	13	10	7
Opp Fum Lost	5	2	5	8	2	8	4	1
POSS. TIME (avg)	30:27	31:25	31:11	27:48	27:51	26:20	28:14	29:17
TOUCHDOWNS	26	19	16	16	22	22	20	19
Rushing	9	4	6	7	6	9	1	7
Passing	14	14	10	7	13	10	17	10
Returns	3	1	0	2	3	3	2	2
EXTRA-PT KICKS	24/26	16/16	11/12	14/14	19/21	19/21	17/20	17/17
2-PT CONVERSIONS	0/0	1/2	2/4	1/2	1/1	0/0	0/0	1/2
FIELD GOALS/FGA	16/20	9/10	17/20	13/20	6/8	14/17	11/14	19/22
POINTS SCORED	228	159	162	153	171	193	170	190

DEFENSE	Car.	Tenn.	Chi.	St.L.	Miami	Phil.	Jax	Balt.
POINTS ALLOWED	165	187	221	146	206	164	235	214
OPP FIRST DOWNS	165	153	153	148	171	169	175	166
Rushing	42	51	49	46	55	40	47	37
Passing	108	85	91	83	101	107	109	107
Penalty	15	17	13	19	15	22	19	22
OPP YARDS GAINED	2800	2632	2735	2590	3076	2934	2862	3069
Avg per Game	350.0	329.0	341.9	323.8	384.5	366.8	357.8	383.6
OPP RUSHING (net)	867	892	973	832	1137	903	754	798
Avg per Game	108.4	111.5	121.6	104.0	142.1	112.9	94.3	99.8
Rushes	208	220	210	219	252	222	234	212
Yards per Rush	4.2	4.1	4.6	3.8	4.5	4.1	3.2	3.8
OPP PASSING (net)	1933	1740	1762	1758	1939	2031	2108	2271
Avg per Game	241.6	217.5	220.3	219.8	242.4	253.9	263.5	283.9
Passes Att.	350	237	254	279	262	315	295	288
Completed	198	148	161	193	162	203	193	193
Pct Completed	56.6	62.4	63.4	69.2	61.8	64.4	65.4	67.0
Sacked	25	22	14	27	16	19	18	21
Yards Lost	137	154	96	137	117	128	138	135
INTERCEPTED BY	13	9	4	6	6	12	3	3
Yards Returned	132	159	30	44	93	174	48	49
Returned for TD	2	1	0	0	2	2	1	1
OPP PUNT RETURNS	24	19	18	25	18	20	22	20
Avg return	9.5	14.6	11.2	7.9	9.3	5.1	13.7	6.2
OPP KICKOFF RET	19	12	19	12	15	20	14	3
Avg return	25.9	26.8	29.7	23.8	22.9	23.2	24.6	26.0
OPP TOUCHDOWNS	18	25	25	13	24	17	26	22
Rushing	6	7	2	5	7	3	8	5
Passing	11	15	17	5	16	13	14	16
Returns	1	3	6	3	1	1	4	1

WEEK 9 / THROUGH MONDAY, NOVEMBER 9, 2015

OFFENSE	Clev.	Pitt.	Minn.	Oak.	N.E.	NY-G	K.C.	Denv.
GAMES (Won-Lost)	2-7	5-4	6-2	4-4	<u>8-0</u>	<u>5-4</u>	3-5	7-1
FIRST DOWNS	162	172	153	162	<u>201</u>	<u>188</u>	160	150
Rushing	36	58	58	38	<u>52</u>	<u>45</u>	53	33
Passing	108	99	78	106	<u>132</u>	<u>114</u>	90	105
Penalty	18	15	17	18	<u>17</u>	<u>29</u>	17	12
YDS GAINED (tot)	3016	3390	2573	2997	<u>3362</u>	<u>3147</u>	2763	2764
Avg per Game	335.1	376.7	321.6	374.6	<u>420.3</u>	<u>349.7</u>	345.4	345.5
RUSHING (net)	741	1201	1062	837	<u>758</u>	<u>870</u>	950	705
Avg per Game	82.3	133.4	132.8	104.6	<u>94.8</u>	<u>96.7</u>	118.8	88.1
Rushes	212	237	241	188	<u>191</u>	<u>229</u>	205	189
Yards per Rush	3.5	5.1	4.4	4.5	<u>4.0</u>	<u>3.8</u>	4.6	3.7
PASSING (net)	2275	2189	1511	2160	<u>2604</u>	<u>2277</u>	1813	2059
Avg per Game	252.8	243.2	188.9	270.0	<u>325.5</u>	<u>253.0</u>	226.6	257.4
Passes Att.	337	291	238	304	<u>328</u>	<u>340</u>	270	302
Completed	208	187	151	197	<u>225</u>	<u>224</u>	172	188
Pct Completed	61.7	64.3	63.4	64.8	<u>68.6</u>	<u>65.9</u>	63.7	62.3
Yards Gained	2458	2335	1685	2236	<u>2709</u>	<u>2339</u>	1973	2145
Sacked	30	22	21	10	<u>18</u>	<u>12</u>	29	13
Yards Lost	183	146	174	76	<u>105</u>	<u>62</u>	160	86
Had intercepted	5	9	6	5	<u>2</u>	<u>6</u>	3	13
Yards Opp Ret	80	85	46	137	<u>58</u>	<u>80</u>	44	172
Opp TDs on Int	1	0	0	1	<u>1</u>	<u>1</u>	0	3
PUNTS	45	41	34	35	<u>25</u>	<u>40</u>	38	41
Avg Yards	48.5	42.3	41.3	44.2	<u>45.0</u>	<u>45.2</u>	47.1	44.7
PUNT RETURNS	22	15	22	22	<u>23</u>	<u>17</u>	26	14
Avg Return	12.4	7.3	11.2	6.8	<u>8.8</u>	<u>7.8</u>	8.5	10.9
Returned for TD	1	0	1	0	<u>0</u>	<u>0</u>	0	1
KICKOFF RETURNS	16	19	20	20	<u>8</u>	<u>21</u>	20	14
Avg Return	24.8	24.2	24.0	22.0	<u>16.4</u>	<u>29.2</u>	24.8	23.0
Returned for TD	0	0	0	0	<u>0</u>	<u>1</u>	0	0
PENALTIES	71	53	45	67	<u>57</u>	<u>63</u>	45	66
Yards Penalized	555	490	407	529	<u>499</u>	<u>505</u>	399	597
FUMBLES BY	17	5	11	12	<u>7</u>	<u>9</u>	9	2
Fumbles Lost	12	2	3	8	<u>3</u>	<u>3</u>	5	1
Opp Fumbles	12	16	7	8	<u>10</u>	<u>19</u>	7	14
Opp Fum Lost	8	7	5	5	<u>3</u>	<u>8</u>	3	8
POSS. TIME (avg)	29:39	28:52	30:42	29:58	<u>30:26</u>	<u>28:32</u>	30:57	29:29
TOUCHDOWNS	19	22	16	25	<u>31</u>	<u>27</u>	21	19
Rushing	2	9	8	4	<u>9</u>	<u>3</u>	10	5
Passing	15	12	6	21	<u>22</u>	<u>19</u>	9	9
Returns	2	1	2	0	<u>0</u>	<u>5</u>	2	5
EXTRA-PT KICKS	14/15	15/16	13/15	24/24	<u>31/31</u>	<u>24/25</u>	19/19	19/19
2-PT CONVERSIONS	2/4	4/6	1/1	0/1	<u>0/0</u>	<u>1/2</u>	1/2	0/0
FIELD GOALS/FGA	15/15	17/22	19/21	13/16	<u>19/19</u>	<u>19/19</u>	16/20	19/20
POINTS SCORED	177	206	168	213	<u>276</u>	<u>247</u>	195	192

DEFENSE	Clev.	Pitt.	Minn.	Oak.	N.E.	NY-G	K.C.	Denv.
POINTS ALLOWED	247	182	140	211	<u>143</u>	<u>226</u>	182	139
OPP FIRST DOWNS	188	189	155	187	<u>162</u>	<u>215</u>	160	153
Rushing	63	44	49	44	<u>39</u>	<u>62</u>	41	46
Passing	108	133	86	121	<u>111</u>	<u>133</u>	103	79
Penalty	17	12	20	22	<u>12</u>	<u>20</u>	16	28
OPP YARDS GAINED	3614	3372	2658	3292	<u>2672</u>	<u>3805</u>	2852	2193
Avg per Game	401.6	374.7	332.3	411.5	<u>334.0</u>	<u>422.8</u>	356.5	274.1
OPP RUSHING (net)	1328	915	893	775	<u>714</u>	<u>1033</u>	805	745
Avg per Game	147.6	101.7	111.6	96.9	<u>89.3</u>	<u>114.8</u>	100.6	93.1
Rushes	282	228	203	189	<u>175</u>	<u>243</u>	200	210
Yards per Rush	4.7	4.0	4.4	4.1	<u>4.1</u>	<u>4.3</u>	4.0	3.5
OPP PASSING (net)	2286	2457	1765	2517	<u>1958</u>	<u>2772</u>	2047	1448
Avg per Game	254.0	273.0	220.6	314.6	<u>244.8</u>	<u>308.0</u>	255.9	181.0
Passes Att.	302	348	275	361	<u>313</u>	<u>368</u>	294	279
Completed	183	230	172	232	<u>194</u>	<u>246</u>	175	173
Pct Completed	60.6	66.1	62.5	64.3	<u>62.0</u>	<u>66.8</u>	59.5	62.0
Sacked	15	22	19	15	<u>27</u>	<u>9</u>	21	30
Yards Lost	93	118	125	84	<u>188</u>	<u>60</u>	134	202
INTERCEPTED BY	5	8	4	9	<u>9</u>	<u>13</u>	8	9
Yards Returned	48	201	134	39	<u>125</u>	<u>204</u>	92	247
Returned for TD	1	1	1	0	<u>0</u>	<u>2</u>	1	3
OPP PUNT RETURNS	25	16	14	13	<u>13</u>	<u>18</u>	16	16
Avg return	7.5	9.4	4.8	5.0	<u>4.8</u>	<u>6.4</u>	5.6	9.5
OPP KICKOFF RET	26	24	15	17	<u>15</u>	<u>28</u>	18	14
Avg return	21.9	20.5	24.0	20.1	<u>21.5</u>	<u>21.1</u>	25.3	19.5
OPP TOUCHDOWNS	29	19	14	21	<u>17</u>	<u>25</u>	21	16
Rushing	9	3	5	5	<u>4</u>	<u>6</u>	4	6
Passing	18	16	9	15	<u>12</u>	<u>17</u>	16	7
Returns	2	0	0	1	<u>1</u>	<u>2</u>	1	3

WEEK 9 / THROUGH MONDAY, NOVEMBER 9, 2015

OFFENSE	Ariz.	Sea.	Hou.	Cin.	Ind.	S.D.	Atl.	S.F.
GAMES (Won-Lost)	6-2	4-4	3-5	8-0	4-5	2-7	6-3	3-6
FIRST DOWNS	182	147	185	170	189	216	212	144
Rushing	49	59	42	52	48	46	64	51
Passing	113	85	124	101	114	147	132	79
Penalty	20	3	19	17	27	23	16	14
YDS GAINED (tot)	3339	2825	2955	3129	3183	3725	3620	2576
Avg per Game	417.4	353.1	369.4	391.1	353.7	413.9	402.2	286.2
RUSHING (net)	998	1116	703	963	911	768	1025	942
Avg per Game	124.8	139.5	87.9	120.4	101.2	85.3	113.9	104.7
Rushes	222	245	214	243	228	211	249	244
Yards per Rush	4.5	4.6	3.3	4.0	4.0	3.6	4.1	3.9
PASSING (net)	2341	1709	2252	2166	2272	2957	2595	1634
Avg per Game	292.6	213.6	281.5	270.8	252.4	328.6	288.3	181.6
Passes Att.	264	234	362	258	369	396	357	269
Completed	169	161	207	174	210	274	239	159
Pct Completed	64.0	68.8	57.2	67.4	56.9	69.2	66.9	59.1
Yards Gained	2396	1878	2351	2226	2376	3096	2702	1800
Sacked	11	31	17	11	18	21	17	28
Yards Lost	55	169	99	60	104	139	107	166
Had intercepted	6	6	7	4	12	7	7	7
Yards Opp Ret	2	26	78	81	193	220	82	73
Opp TDs on Int	0	0	1	0	0	3	0	2
PUNTS	27	40	48	30	48	37	35	50
Avg Yards	39.5	47.6	46.8	43.9	48.6	44.0	47.1	44.4
PUNT RETURNS	24	25	28	25	21	8	16	17
Avg Return	7.3	10.4	7.6	10.4	5.0	0.1	12.7	8.5
Returned for TD	0	1	0	0	0	0	0	0
KICKOFF RETURNS	15	15	11	20	24	19	15	19
Avg Return	28.2	24.8	24.9	20.5	24.8	22.1	24.1	22.7
Returned for TD	1	1	0	0	0	0	0	0
PENALTIES	47	51	60	57	62	65	63	55
Yards Penalized	378	459	506	460	504	545	615	387
FUMBLES BY	15	6	12	8	14	11	14	12
Fumbles Lost	8	4	4	4	7	7	7	2
Opp Fumbles	12	11	8	6	9	7	8	4
Opp Fum Lost	4	6	3	4	2	4	4	1
POSS. TIME (avg)	30:38	30:45	29:01	30:49	29:14	31:39	33:12	27:44
TOUCHDOWNS	32	16	21	28	24	23	27	12
Rushing	8	3	4	10	4	2	11	4
Passing	20	9	16	18	18	20	12	8
Returns	4	4	1	0	2	1	4	0
EXTRA-PT KICKS	30/32	15/15	16/19	26/27	21/22	17/20	23/23	10/10
2-PT CONVERSIONS	0/0	1/1	1/2	1/1	1/2	2/3	1/3	1/2
FIELD GOALS/FGA	13/15	18/19	10/12	11/14	11/13	17/19	14/17	14/15
POINTS SCORED	263	167	174	229	200	210	229	126

DEFENSE	Ariz.	Sea.	Hou.	Cin.	Ind.	S.D.	Atl.	S.F.
POINTS ALLOWED	153	140	205	142	227	249	190	223
OPP FIRST DOWNS	136	133	164	150	185	172	186	193
Rushing	38	45	47	42	50	51	52	64
Passing	83	77	94	97	120	104	117	116
Penalty	15	11	23	11	15	17	17	13
OPP YARDS GAINED	2502	2279	2807	2793	3548	3349	3081	3532
Avg per Game	312.8	284.9	350.9	349.1	394.2	372.1	342.3	392.4
OPP RUSHING (net)	721	788	988	840	1034	1106	800	1007
Avg per Game	90.1	98.5	123.5	105.0	114.9	122.9	88.9	111.9
Rushes	189	209	226	171	257	228	219	251
Yards per Rush	3.8	3.8	4.4	4.9	4.0	4.9	3.7	4.0
OPP PASSING (net)	1781	1491	1819	1953	2514	2243	2281	2525
Avg per Game	222.6	186.4	227.4	244.1	279.3	249.2	253.4	280.6
Passes Att.	293	242	266	307	341	284	336	322
Completed	176	152	165	200	211	185	218	222
Pct Completed	60.1	62.8	62.0	65.1	61.9	65.1	64.9	68.9
Sacked	13	20	20	23	13	16	10	16
Yards Lost	81	142	147	145	73	105	41	123
INTERCEPTED BY	13	3	6	8	10	5	10	7
Yards Returned	189	38	73	61	158	95	112	71
Returned for TD	3	0	1	0	2	1	1	0
OPP PUNT RETURNS	9	15	30	9	23	26	18	25
Avg return	10.7	16.1	10.2	7.8	8.1	10.6	10.8	7.2
OPP KICKOFF RET	23	15	15	21	6	20	12	12
Avg return	24.7	23.6	28.9	21.1	18.5	28.7	27.9	23.7
OPP TOUCHDOWNS	16	14	26	15	26	28	23	25
Rushing	3	6	7	3	9	9	11	9
Passing	13	6	16	10	16	16	11	14
Returns	0	2	3	2	1	3	1	2

WEEK 9 / THROUGH MONDAY, NOVEMBER 9, 2015

OFFENSE	NFL/Avg
GAMES (Won-Lost)	---
FIRST DOWNS	169.2
Rushing	48.5
Passing	102.7
Penalty	17.9
YDS GAINED (tot)	2966.6
Avg per Game	359.6
RUSHING (net)	907.4
Avg per Game	110.0
Rushes	218.4
Yards per Rush	4.2
PASSING (net)	2059.2
Avg per Game	249.6
Passes Att.	297.1
Completed	189.1
Pct Completed	63.6
Yards Gained	2177.9
Sacked	18.3
Yards Lost	118.7
Had intercepted	7.3
Yards Opp Ret	101.8
Opp TDs on Int	0.9
PUNTS	38.4
Avg Yards	45.6
PUNT RETURNS	18.6
Avg Return	8.9
Returned for TD	0.3
KICKOFF RETURNS	16.6
Avg Return	23.7
Returned for TD	0.1
PENALTIES	59.9
Yards Penalized	503.2
FUMBLES BY	10.3
Fumbles Lost	5.0
Opp Fumbles	10.3
Opp Fum Lost	5.0
POSS. TIME (avg)	30:00
TOUCHDOWNS	21.8
Rushing	6.2
Passing	13.7
Returns	1.9
EXTRA POINTS (tot)	95%
Kicks Made/2Pt	51%
FIELD GOALS/FGA	14/16
POINTS SCORED	193.7

DEFENSE	NFL/Avg
POINTS ALLOWED	193.7
OPP FIRST DOWNS	169.2
Rushing	48.5
Passing	102.7
Penalty	17.9
OPP YARDS GAINED	2966.6
Avg per Game	359.6
OPP RUSHING (net)	907.4
Avg per Game	110.0
Rushes	218.4
Yards per Rush	4.2
OPP PASSING (net)	2059.2
Avg per Game	249.6
Passes Att.	297.1
Completed	189.1
Pct Completed	63.6
Sacked	18.3
Yards Lost	118.7
INTERCEPTED BY	7.3
Yards Returned	101.8
Returned for TD	0.9
OPP PUNT RETURNS	18.6
Avg return	8.9
OPP KICKOFF RET	16.6
Avg return	23.7
OPP TOUCHDOWNS	21.8
Rushing	6.2
Passing	13.7
Returns	1.9

WEEK 9 / THROUGH MONDAY, NOVEMBER 9, 2015

TEAM RANKINGS

American Football Conference

	Offense			Defense		
	Total	Rush	Pass	Total	Rush	Pass
Balt.	9	10	6	12	7	15
Buff.	12	1	16	7	4	11
Cin.	3	3	4	5	10	6
Cleve.	15	16	10	15	16	9
Denver	13	13	8	*1	3	*1
Hou.	6	14	3	6	14	3
Ind.	11	9	11	14	12	14
Jax	10	11	7	9	5	12
K.C.	14	4	15	8	8	10
Miami	8	7	9	13	15	4
N.E.	1	12	2	4	2	7
Jets	7	5	12	2	*1	5
Oak.	5	6	5	16	6	16
Pitt.	4	2	13	11	9	13
S.D.	2	15	*1	10	13	8
Tenn.	16	8	14	3	11	2

National Football Conference

	Offense			Defense		
	Total	Rush	Pass	Total	Rush	Pass
Ariz.	2	7	2	2	2	5
Atl.	3	10	3	6	1	11
Car.	5	*1	12	8	5T	9
Chi.	10	11	8	5	12	3
Dallas	7	6	9	9	7T	7T
Det.	12	16	4	13	16	10
G.B.	11	9	11	12	14	13
Minn.	14	4	14	4	7T	4
N.O.	*1	14	1	15	13	15
Giants	9	13	5	16	11	16
Phil.	4	8	6	10	10	12
St. L.	15	3	16	3	4	2
S.F.	16	12	15	14	9	14
Sea.	8	2	13	1	3	1
T.B.	6	5	10	7	5T	7T
Wash.	13	15	7	11	15	6

National Football League

	Offense			Defense		
	Total	Rush	Pass	Total	Rush	Pass
Ariz.	3	9	4	3	4	7
Atl.	5	15	5	10	2	19
Balt.	14T	22	10	24	10	29
Buff.	20	2	29	16	6	24
Car.	12	*1	27	13	15T	12
Chi.	22	16	21	9	24	5
Cin.	6	11	7	12	14	15
Cleve.	27	31	15	29	32	21
Dallas	17	8	24	15	18T	10T
Denver	23	28	12	*1	5	*1
Det.	26	32	9	26	30	18
G.B.	25	13	26	23	28	23
Hou.	9	29	6	14	27	8
Ind.	18	21	16	28	23	27
Jax	16	23	11	18	7	25
K.C.	24	12	23	17	11	22
Miami	13	19	13	25	31	13
Minn.	30	6	30	7	18T	6
N.E.	2	26	3	8	3	16
N.O.	*1	25	2	31	25	30
Giants	21	24	14	32	22	31
Jets	11	14	17	4	*1	14
Oak.	8	18	8	30	8	32
Phil.	10	10	18	19	21	20
Pitt.	7	5	19	22	12	26
St. L.	31	4	32	5	13	4
S.D.	4	30	*1	20	26	17
S.F.	32	17	31	27	20	28
Sea.	19	3	28	2	9	2
T.B.	14T	7	25	11	15T	10T
Tenn.	28	20	22	6	17	3
Wash.	29	27	20	21	29	9

T = Tied for position
 * = League Leader

WEEK 9 / THROUGH MONDAY, NOVEMBER 9, 2015

AFC / TEAM/OFFENSE RANK

Tm	(A)	(B)	(C)	(D)	(E)	(F)	(G)	(H)	(I)	(J)	(K)	(L)	(M)	(N)	(O)	(P)	(Q)	
BAL	9	12	10	9	6	13	8	5	5t	13	3	2	1	1	1	1	8	6
BUF	12	7	1	3	16	8	12	14	14	9	11	8	15	3	4	4	9	
CIN	3	3	3	11	4	1	4	3	4	2	1t	5	14	14	8	2	13t	
CLE	15	14	16	15	10	10	3	13	16	4	13t	1	5	5	5	16	1t	
DEN	13	8	13	13	8	7	16	4	15	14	1t	3	9	11	10	7	3	
HOU	6	16	14	16	3	15	7	6	3	8	13t	11	2	7	12	12	8	
IND	11	15	9	8	11	16	15	7	5t	7	4	15	4	4	2	11	7	
JAC	10	11	11	7	7	11	14	12	12	10	6t	13	6	10	14	14	13t	
KC	14	9	4	4	15	14	2	16	11	11	9t	10	3	6	3	6	12	
MIA	8	6	7	2	9	9	11	11	5t	16	16	4	10	2	7	13	16	
NE	1	1	12	10	2	2	1	9	1	1	6t	9	16	9	6	1	1t	
NYJ	7	10	5	12	12	6	9	1	8t	6	12	7	11	16	16	5	10t	
OAK	5	4	6	5	5	5	5	2	10	5	5	14	13	12	9	3	10t	
PIT	4	2	2	1	13	4	13	10	13	12	9t	12	7	15	13	10	15	
SD	2	5	15	14	1	3	6	8	2	3	15	16	12	13	15	9	5	
TEN	16	13	8	6	14	12	10	15	8t	15	6t	6	8	8	11	15	4	

AFC / OPPONENT/DEFENSE RANK

Tm	(A)	(B)	(C)	(D)	(E)	(F)	(G)	(H)	(I)	(J)	(K)	(L)	(M)	(N)	(O)	(P)	(Q)	(R)	(S)
BAL	12	14	7	3	15	15	15	6	10	16	2	4	13	7	6	13	13	9t	12
BUF	7	5	4	5	11	5	9	15	14	8	1	11	1	4	8	8	14	6	9
CIN	5	9	10	16	6	4	7	5	2	4	11	6	6	10	2	2	12	2	4
CLE	15	15	16	14	9	14	14	13	11	14	13t	5	8	5	1	14	5	15	16
DEN	1	1	3	2	1	1	2	1	4t	5	10	10	3	15	16	1	4	3	2
HOU	6	6	14	12	3	6	12	4	8	1	13t	12	16	14	12	10	1	12	6
IND	14	12	12	7	14	13	4	16	9	7	15t	7	2	3	10	9	8	9t	15
JAC	9	4	5	1	12	11	16	10	15	15	8t	14	11	2	4	16	9t	16	10
KC	8	8	8	8	10	7	6	7	6	2	3t	3	12	11	7	6	15	7	11
MIA	13	11	15	13	4	12	11	9	13	11	7	8	9	9	3	11	6t	14	13
NE	4	3	2	10	7	2	5	3	7	13	8t	1	7	13	13	3	3	1	1
NYJ	2	2	1	4	5	3	3	12	1	6	3t	15	10	12	14	5	11	4	3
OAK	16	13	6	11	16	9	8	14	16	12	12	2	4	6	5	12	16	8	14
PIT	11	10	9	6	13	8	10	8	12	10	3t	9	5	8	9	4	6t	5	8
SD	10	16	13	15	8	16	13	11	3	9	15t	13	15	1	11	15	9t	13	5
TEN	3	7	11	9	2	10	1	2	4t	3	3t	16	14	16	15	7	2	11	7

- (A) Total Yards per Game
- (B) Yards per Play
- (C) Rushing Yards per Game
- (D) Rushing Yards per Attempt
- (E) Passing Net Yards per Game
- (F) Passing Net Yards per Play
- (G) Passing, Percent Had Intercepted
- (H) Sacks per Pass Play
- (I) First Downs per Game
- (J) Third Down Efficiency
- (K) Fourth Down Efficiency
- (L) Punt Return Average
- (M) Kickoff Return Average
- (N) Gross Punting Average
- (O) Net Punting Average
- (P) Points per Game
- (Q) Field Goal Percentage
- Combined Offense/Defense Rank
- (R) Points per Game Differential
- (S) Net Yards per Game Differential

WEEK 9 / THROUGH MONDAY, NOVEMBER 9, 2015

NFC / TEAM/OFFENSE RANK

Tm	(A)	(B)	(C)	(D)	(E)	(F)	(G)	(H)	(I)	(J)	(K)	(L)	(M)	(N)	(O)	(P)	(Q)
ARI	2	1	7	3	2	1	7	3	3	2	6	13	2	16	16	1	8t
ATL	3	3	10	10	3	3	3	5	2	3	4	2	10	3	4	5	11t
CAR	5	9	1	9	12	5	16	7	7	14	2t	8	16	8	13	2	13
CHI	10	13	11	12	8	10	4	6	8t	4t	7t	10	8	6	10	11	10
DAL	7	6	6	4	9	7	13	12	4	9	10t	16	5	7	3	12	1t
DET	12	12	16	14	4	14	15	11	10	12	15	12	3	5	5	15	1t
GB	11	5	9	6	11	6	1	13	13	13	5	14	9	12	9	6	6
MIN	14	14	4	7	14	15	8	14	12	11	7t	4	11	15	14	9	7
NO	1	2	14	16	1	2	5	10	1	1	1	7	14	10	8	4	15
NYG	9	10	13	13	5	8	2	2	6	6	13t	11	1	9	6	3	1t
PHI	4	11	8	8	6	12	14	4	5	15	10t	1	15	4	2	7	11t
STL	15	8	3	1	16	11	6	8	16	16	16	6	13	1	1	14	16
SF	16	16	12	11	15	16	10	15	15	10	10t	9	12	11	7	16	5
SEA	8	7	2	2	13	9	9	16	14	8	2t	5	7	2	11	10	4
TB	6	4	5	5	10	4	11	9	11	7	7t	3	4	14	12	8	14
WAS	13	15	15	15	7	13	12	1	8t	4t	13t	15	6	13	15	13	8t

NFC / OPPONENT/DEFENSE RANK

Tm	(A)	(B)	(C)	(D)	(E)	(F)	(G)	(H)	(I)	(J)	(K)	(L)	(M)	(N)	(O)	(P)	(Q)	(R)	(S)
ARI	2	4	2	5	5	4	1	14	2	8	1	12	9	14	15	4	12t	1	1
ATL	6	8	1	1	11	8	6	15	9	10t	4	13	14	5	4	8	1	4	3
CAR	8	1	5t	8	9	1	3	5	7t	5	9t	10	10	15	14	6	3t	2	4
CHI	5	10	12	14	3	7	11	10	4	15	16	14	15	4	7	13	9	14	7
DAL	9	9	7t	9	7t	11	16	11	7t	7	15	11	16	11	16	12	10t	12	8
DET	13	12	16	11	10	15	10	4	13	13	9t	7	12	1	9t	16	12t	16	14
GB	12	11	14	13	13	9	5	3	11	9	7	1	3	3	8	7	2	3	12
MIN	4	7	7t	12	4	5	13	6	5	1	5t	3	8	9	5	1t	6	6	10
NO	15	16	13	15	15	16	15	9	15	3	12	9	13	7	3	15	8	10	6
NYG	16	15	11	10	16	13	4	16	16	16	5t	5	2	16	13	11	10t	8	15
PHI	10	5	10	7	12	6	2	8	10	10t	14	4	4	10	6	5	12t	5	9
STL	3	3	4	4	2	3	9	1	3	4	2	8	7	8	2	3	12t	9	11
SF	14	13	9	6	14	14	8	12	12	6	13	6	6	6	12	10	3t	15	16
SEA	1	2	3	3	1	2	14	2	1	2	3	16	5	13	9t	1t	12t	7	2
TB	7	6	5t	2	7t	10	7	7	14	14	9t	2	11	12	1	14	7	13	5
WAS	11	14	15	16	6	12	12	13	6	12	8	15	1	2	11	9	3t	11	13

- (A) Total Yards per Game
- (B) Yards per Play
- (C) Rushing Yards per Game
- (D) Rushing Yards per Attempt
- (E) Passing Net Yards per Game
- (F) Passing Net Yards per Play
- (G) Passing, Percent Had Intercepted
- (H) Sacks per Pass Play
- (I) First Downs per Game
- (J) Third Down Efficiency
- (K) Fourth Down Efficiency
- (L) Punt Return Average
- (M) Kickoff Return Average
- (N) Gross Punting Average
- (O) Net Punting Average
- (P) Points per Game
- (Q) Field Goal Percentage
- Combined Offense/Defense Rank
- (R) Points per Game Differential
- (S) Net Yards per Game Differential

WEEK 9 / THROUGH MONDAY, NOVEMBER 9, 2015

NFL / TEAM/OFFENSE RANK

Tm	(A)	(B)	(C)	(D)	(E)	(F)	(G)	(H)	(I)	(J)	(K)	(L)	(M)	(N)	(O)	(P)	(Q)
BAL	14t	23	22	19	10	23	15	8	10t	24	6t	4	6	1	1	15	15
BUF	20	12	2	4	29	14	24	28	26t	18	26	16	31	3	5	8	21
CIN	6	4	11	21	7	2	5	6	9	4	4t	9	29	26	14	3	26t
CLE	27	27	31	31	15	20	4	27	30	7	29t	3	12	5	7	29	1t
DEN	23	16	28	26	12	13	32	7	28	26	4t	7	20	20	18	14	6
HOU	9	31	29	32	6	28	9	10	5	15	29t	22	8	10	25	20	18
IND	18	28	21	18	16	30	29	12t	10t	12	8t	30	11	4	2	19	17
JAC	16	21	23	17	11	21	27	25	22	19	12t	26	15	19	28	22	26t
KC	24	17	12	5	23	24	2	31	20t	20	21t	18	9t	9	4	12	24t
MIA	13	8	19	2	13	19	23	24	10t	31	32	8	22	2	10	21	29
NE	2	2	26	20	3	3	1	17	1	1	12t	17	32	18	8	1	1t
NYJ	11	20	14	24	17	11	19	2	15t	11	27t	15	24	31	32	11	22t
OAK	8	5	18	10	8	9	6	3	17	10	10t	27	26	23	15	7	22t
PIT	7	3	5	1	19	6	26	23	25	21	21t	25	16	28	26	17	28
SD	4	6	30	28	1	5	8	15	3	5	31	32	25	24	30	16	12
TEN	28	24	20	16	22	22	22	29	15t	30	12t	13	19	14	21	27	11
ARI	3	1	9	7	4	1	14	5	6	3	10t	24	2	32	31	2	13t
ATL	5	9	15	15	5	7	10	11	4	6	6t	2	17	8	11	9	19t
CAR	12	18	1	14	27	10	31	14	14	28	2t	14	30	16	24	4	24t
CHI	22	26	16	23	21	18	11	12t	18t	8t	12t	20	13	13	20	25	16
DAL	17	13	8	8	24	15	25	21	7	17	18t	31	5	15	9	26	1t
DET	26	25	32	27	9	29	30	20	20t	25	25	23	3	12	12	31	1t
GB	25	11	13	11	26	12	3	22	26t	27	8t	28	14	25	19	10	9
MIN	30	29	6	12	30	31	16	26	24	23	12t	6	18	30	27	23	10
NO	1	7	25	30	2	4	12	19	2	2	1	12	27	21	17	6	31
NYG	21	19	24	25	14	16	7	4	13	13	21t	21	1	17	13	5	1t
PHI	10	22	10	13	18	26	28	9	8	29	18t	1	28	11	6	13	19t
STL	31	15	4	3	32	25	13	16	32	32	27t	11	23	6	3	30	32
SF	32	32	17	22	31	32	18	30	31	22	18t	19	21	22	16	32	8
SEA	19	14	3	6	28	17	17	32	29	16	2t	10	9t	7	22	24	7
TB	14t	10	7	9	25	8	20	18	23	14	12t	5	4	29	23	18	30
WAS	29	30	27	29	20	27	21	1	18t	8t	21t	29	7	27	29	28	13t

Team/Offense Rank

- (A) Total Yards per Game
- (B) Yards per Play
- (C) Rushing Yards per Game
- (D) Rushing Yards per Attempt
- (E) Passing Net Yards per Game
- (F) Passing Net Yards per Play
- (G) Passing, Percent Had Intercepted
- (H) Sacks per Pass Play
- (I) First Downs per Game
- (J) Third Down Efficiency
- (K) Fourth Down Efficiency
- (L) Punt Return Average
- (M) Kickoff Return Average
- (N) Gross Punting Average
- (O) Net Punting Average
- (P) Points per Game
- (Q) Field Goal Percentage

WEEK 9 / THROUGH MONDAY, NOVEMBER 9, 2015

NFL / OPPONENT/DEFENSE RANK

Tm	(A)	(B)	(C)	(D)	(E)	(F)	(G)	(H)	(I)	(J)	(K)	(L)	(M)	(N)	(O)	(P)	(Q)	(R)	(S)
BAL	24	25	10	5	29	27	31	10	19	32	3	8	23	10	10	25	20	18t	23
BUF	16	12	6	10	24	11	15	29	27	16	2	21	2	5	12	16	25	13	18
CIN	12	17	14	32	15	8	13	9	5	9	17t	13	8	20	3	4	18t	3	7
CLE	29	29	32	29	21	26	23	25	20	26	27t	11	11	7	1	26	10	29	30
DEN	1	1	5	2	1	1	7	1	7t	10	16	19t	4	31	32	1	6	5	3
HOU	14	14	27	23	8	12	18	8	14	1	27t	23	30	30	25	22	1	22	9
IND	28	23	23	13	27	25	10	30	15	14	31t	15	3	3	22	20	14	18t	26
JAC	18	8	7	1	25	21	32	17	28	29	12t	29	19	2	6	30	15t	30	19
KC	17	16	11	14	22	13	12	11t	11	6	5t	7	21	22	11	14	26	15	21t
MIA	25	22	31	26	13	23	17	16	24	20	10	17	12	15	4	23	11t	24	24
NE	8	7	3	17	16	5	11	4	12t	24	12t	3	10	29	26	5	4	1	2
NYJ	4	6	1	7	14	7	8	22	3	12	5t	30	18	27	27	9	17	6	6
OAK	30	24	8	18	32	19	14	28	29	23	23t	5	5	8	9	24	27	17	25
PIT	22	18	12	12	26	16	16	14	21	18	5t	18	6	13	20	8	11t	12	15
SD	20	31	26	31	17	30	22	20	6	17	31t	24	29	1	24	28	15t	23	8
TEN	6	15	17	15	3	20	3	3	7t	8	5t	31	26	32	30	15	2t	21	14
ARI	3	5	4	9	7	6	1	27	2	15	1	25	20	25	29	7	28t	2	1
ATL	10	13	2	3	19	15	9	31	18	21t	11	26	28	12	8	13	2t	8	5
CAR	13	2	15t	19	12	2	4	11t	16t	7	20t	19t	22	26	28	11	7t	4	10
CHI	9	20	24	27	5	14	25	21	7t	30	30	27	31	11	15	27	22	28	13
DAL	15	19	18t	20	10t	22	30	23	16t	13	27t	22	32	21	31	21	23t	26	16
DET	26	26	30	22	18	31	24	7	26	27	20t	12	25	4	17t	32	28t	32	29
GB	23	21	28	25	23	17	6	6	23	19	17t	1	9	9	16	12	5	7	27
MIN	7	11	18t	24	6	9	27	13	10	2	12t	4	17	18	13	2t	13	10	20
NO	31	32	25	28	30	32	29	19	31	4	23t	16	27	16	7	31	21	18t	12
NYG	32	30	22	21	31	28	5	32	32	31	12t	9	7	28	23	19	23t	14	31
PHI	19	9	21	16	20	10	2	18	22	21t	26	6	13	19	14	10	28t	9	17
STL	5	4	13	8	4	4	21	2	4	5	4	14	16	17	5	6	28t	16	21t
SF	27	27	20	11	28	29	20	24	25	11	25	10	15	14	21	18	7t	31	32
SEA	2	3	9	6	2	3	28	5	1	3	5t	32	14	24	17t	2t	28t	11	4
TB	11	10	15t	4	10t	18	19	15	30	28	20t	2	24	23	2	29	18t	27	11
WAS	21	28	29	30	9	24	26	26	12t	25	19	28	1	6	19	17	7t	25	28

Opponent/Defense Rank

- (A) Total Yards per Game
 - (B) Yards per Play
 - (C) Rushing Yards per Game
 - (D) Rushing Yards per Attempt
 - (E) Passing Net Yards per Game
 - (F) Passing Net Yards per Play
 - (G) Passing, Percent Had Intercepted
 - (H) Sacks per Pass Play
 - (I) First Downs per Game
 - (J) Third Down Efficiency
 - (K) Fourth Down Efficiency
 - (L) Punt Return Average
 - (M) Kickoff Return Average
 - (N) Gross Punting Average
 - (O) Net Punting Average
 - (P) Points per Game
 - (Q) Field Goal Percentage
- Combined Offense/Defense Rank
- (R) Points per Game Differential
 - (S) Net Yards per Game Differential

WEEK 9 / THROUGH MONDAY, NOVEMBER 9, 2015**AFC / TOTAL OFFENSE**

Rank	Team	Total	Rushing	Passing	Total	Rushing	Passing
1)	New England	3362	758	2604	420.3	94.8	325.5
2)	San Diego	3725	768	2957	413.9	85.3	328.6
3)	Cincinnati	3129	963	2166	391.1	120.4	270.8
4)	Pittsburgh	3390	1201	2189	376.7	133.4	243.2
5)	Oakland	2997	837	2160	374.6	104.6	270.0
6)	Houston	2955	703	2252	369.4	87.9	281.5
7)	New York Jets	2927	922	2005	365.9	115.3	250.6
8)	Miami	2863	826	2037	357.9	103.3	254.6
9)	Baltimore	2858	794	2064	357.3	99.3	258.0
10)	Jacksonville	2835	774	2061	354.4	96.8	257.6
11)	Indianapolis	3183	911	2272	353.7	101.2	252.4
12)	Buffalo	2804	1133	1671	350.5	141.6	208.9
13)	Denver	2764	705	2059	345.5	88.1	257.4
14)	Kansas City	2763	950	1813	345.4	118.8	226.6
15)	Cleveland	3016	741	2275	335.1	82.3	252.8
16)	Tennessee	2652	813	1839	331.5	101.6	229.9

AFC / TOTAL DEFENSE

Rank	Team	Total	Rushing	Passing	Total	Rushing	Passing
1)	Denver	2193	745	1448	274.1	93.1	181.0
2)	New York Jets	2586	645	1941	323.3	80.6	242.6
3)	Tennessee	2632	892	1740	329.0	111.5	217.5
4)	New England	2672	714	1958	334.0	89.3	244.8
5)	Cincinnati	2793	840	1953	349.1	105.0	244.1
6)	Houston	2807	988	1819	350.9	123.5	227.4
7)	Buffalo	2828	749	2079	353.5	93.6	259.9
8)	Kansas City	2852	805	2047	356.5	100.6	255.9
9)	Jacksonville	2862	754	2108	357.8	94.3	263.5
10)	San Diego	3349	1106	2243	372.1	122.9	249.2
11)	Pittsburgh	3372	915	2457	374.7	101.7	273.0
12)	Baltimore	3069	798	2271	383.6	99.8	283.9
13)	Miami	3076	1137	1939	384.5	142.1	242.4
14)	Indianapolis	3548	1034	2514	394.2	114.9	279.3
15)	Cleveland	3614	1328	2286	401.6	147.6	254.0
16)	Oakland	3292	775	2517	411.5	96.9	314.6

WEEK 9 / THROUGH MONDAY, NOVEMBER 9, 2015**NFC / TOTAL OFFENSE**

Rank	Team	Total	Rushing	Passing	Total	Rushing	Passing
1)	New Orleans	3795	855	2940	421.7	95.0	326.7
2)	Arizona	3339	998	2341	417.4	124.8	292.6
3)	Atlanta	3620	1025	2595	402.2	113.9	288.3
4)	Philadelphia	2931	973	1958	366.4	121.6	244.8
5)	Carolina	2871	1138	1733	358.9	142.3	216.6
6)	Tampa Bay	2858	1055	1803	357.3	131.9	225.4
7)	Dallas	2833	1029	1804	354.1	128.6	225.5
8)	Seattle	2825	1116	1709	353.1	139.5	213.6
9)	New York Giants	3147	870	2277	349.7	96.7	253.0
10)	Chicago	2777	878	1899	347.1	109.8	237.4
11)	Green Bay	2727	925	1802	340.9	115.6	225.3
12)	Detroit	2702	557	2145	337.8	69.6	268.1
13)	Washington	2632	730	1902	329.0	91.3	237.8
14)	Minnesota	2573	1062	1511	321.6	132.8	188.9
15)	St. Louis	2501	1084	1417	312.6	135.5	177.1
16)	San Francisco	2576	942	1634	286.2	104.7	181.6

NFC / TOTAL DEFENSE

Rank	Team	Total	Rushing	Passing	Total	Rushing	Passing
1)	Seattle	2279	788	1491	284.9	98.5	186.4
2)	Arizona	2502	721	1781	312.8	90.1	222.6
3)	St. Louis	2590	832	1758	323.8	104.0	219.8
4)	Minnesota	2658	893	1765	332.3	111.6	220.6
5)	Chicago	2735	973	1762	341.9	121.6	220.3
6)	Atlanta	3081	800	2281	342.3	88.9	253.4
7)	Tampa Bay	2792	867	1925	349.0	108.4	240.6
8)	Carolina	2800	867	1933	350.0	108.4	241.6
9)	Dallas	2818	893	1925	352.3	111.6	240.6
10)	Philadelphia	2934	903	2031	366.8	112.9	253.9
11)	Washington	2983	1060	1923	372.9	132.5	240.4
12)	Green Bay	3057	1001	2056	382.1	125.1	257.0
13)	Detroit	3086	1070	2016	385.8	133.8	252.0
14)	San Francisco	3532	1007	2525	392.4	111.9	280.6
15)	New Orleans	3733	1103	2630	414.8	122.6	292.2
16)	New York Giants	3805	1033	2772	422.8	114.8	308.0

WEEK 9 / THROUGH MONDAY, NOVEMBER 9, 2015

NFL / TOTAL OFFENSE

Rank	Team	Total	Rushing	Passing	Total	Rushing	Passing
1)	New Orleans	3795	855	2940	421.7	95.0	326.7
2)	New England	3362	758	2604	420.3	94.8	325.5
3)	Arizona	3339	998	2341	417.4	124.8	292.6
4)	San Diego	3725	768	2957	413.9	85.3	328.6
5)	Atlanta	3620	1025	2595	402.2	113.9	288.3
6)	Cincinnati	3129	963	2166	391.1	120.4	270.8
7)	Pittsburgh	3390	1201	2189	376.7	133.4	243.2
8)	Oakland	2997	837	2160	374.6	104.6	270.0
9)	Houston	2955	703	2252	369.4	87.9	281.5
10)	Philadelphia	2931	973	1958	366.4	121.6	244.8
11)	New York Jets	2927	922	2005	365.9	115.3	250.6
12)	Carolina	2871	1138	1733	358.9	142.3	216.6
13)	Miami	2863	826	2037	357.9	103.3	254.6
14t)	Baltimore	2858	794	2064	357.3	99.3	258.0
14t)	Tampa Bay	2858	1055	1803	357.3	131.9	225.4
16)	Jacksonville	2835	774	2061	354.4	96.8	257.6
17)	Dallas	2833	1029	1804	354.1	128.6	225.5
18)	Indianapolis	3183	911	2272	353.7	101.2	252.4
19)	Seattle	2825	1116	1709	353.1	139.5	213.6
20)	Buffalo	2804	1133	1671	350.5	141.6	208.9
21)	New York Giants	3147	870	2277	349.7	96.7	253.0
22)	Chicago	2777	878	1899	347.1	109.8	237.4
23)	Denver	2764	705	2059	345.8	88.1	257.4
24)	Kansas City	2763	950	1813	345.4	118.8	226.6
25)	Green Bay	2727	925	1802	340.9	115.6	225.3
26)	Detroit	2702	557	2145	337.8	69.6	268.1
27)	Cleveland	3016	741	2275	335.1	82.3	252.8
28)	Tennessee	2652	813	1839	331.5	101.6	229.9
29)	Washington	2632	730	1902	329.0	91.3	237.8
30)	Minnesota	2573	1062	1511	321.6	132.8	188.9
31)	St. Louis	2501	1084	1417	312.6	135.5	177.1
32)	San Francisco	2576	942	1634	286.2	104.7	181.6

NFL / TOTAL DEFENSE

Rank	Team	Total	Rushing	Passing	Total	Rushing	Passing
1)	Denver	2193	745	1448	274.1	93.1	181.0
2)	Seattle	2279	788	1491	284.9	98.5	186.4
3)	Arizona	2502	721	1781	312.8	90.1	222.6
4)	New York Jets	2586	645	1941	323.3	80.6	242.6
5)	St. Louis	2590	832	1758	323.8	104.0	219.8
6)	Tennessee	2632	892	1740	329.0	111.5	217.5
7)	Minnesota	2658	893	1765	332.3	111.6	220.6
8)	New England	2672	714	1958	334.0	89.3	244.8
9)	Chicago	2735	973	1762	341.9	121.6	220.3
10)	Atlanta	3081	800	2281	342.3	88.9	253.4
11)	Tampa Bay	2792	867	1925	349.0	108.4	240.6
12)	Cincinnati	2793	840	1953	349.1	105.0	244.1
13)	Carolina	2800	867	1933	350.0	108.4	241.6
14)	Houston	2807	988	1819	350.9	123.5	227.4
15)	Dallas	2818	893	1925	352.3	111.6	240.6
16)	Buffalo	2828	749	2079	353.5	93.6	259.9
17)	Kansas City	2852	805	2047	356.5	100.6	255.9
18)	Jacksonville	2862	754	2108	357.8	94.3	263.5
19)	Philadelphia	2934	903	2031	366.8	112.9	253.9
20)	San Diego	3349	1106	2243	372.1	122.9	249.2
21)	Washington	2983	1060	1923	372.9	132.5	240.4
22)	Pittsburgh	3372	915	2457	374.7	101.7	273.0
23)	Green Bay	3057	1001	2056	382.1	125.1	257.0
24)	Baltimore	3069	798	2271	383.6	99.8	283.9
25)	Miami	3076	1137	1939	384.5	142.1	242.4
26)	Detroit	3086	1070	2016	385.8	133.8	252.0
27)	San Francisco	3532	1007	2525	392.4	111.9	280.6
28)	Indianapolis	3548	1034	2514	394.2	114.9	279.3
29)	Cleveland	3614	1328	2286	401.6	147.6	254.0
30)	Oakland	3292	775	2517	411.5	96.9	314.6
31)	New Orleans	3733	1103	2630	414.8	122.6	292.2
32)	New York Giants	3805	1033	2772	422.8	114.8	308.0

WEEK 9 / THROUGH MONDAY, NOVEMBER 9, 2015

AFC / TAKE-AWAYS, GIVE-AWAYS

Rank	Team	TAKE-AWAYS			GIVE-AWAYS			Net
		Int	Fum	Total	Int	Fum	Total	
1t)	New England	9	3	12	2	3	5	= +7
1t)	New York Jets	10	9	19	8	4	12	= +7
3t)	Cincinnati	8	4	12	4	4	8	= +4
3t)	Pittsburgh	8	7	15	9	2	11	= +4
5t)	Denver	9	8	17	13	1	14	= +3
5t)	Kansas City	8	3	11	3	5	8	= +3
7t)	Buffalo	8	4	12	7	4	11	= +1
7t)	Oakland	9	5	14	5	8	13	= +1
9)	Houston	6	3	9	7	4	11	= -2
10t)	Cleveland	5	8	13	5	12	17	= -4
10t)	Miami	6	2	8	9	3	12	= -4
12)	San Diego	5	4	9	7	7	14	= -5
13)	Tennessee	9	2	11	8	9	17	= -6
14t)	Baltimore	3	1	4	8	3	11	= -7
14t)	Indianapolis	10	2	12	12	7	19	= -7
14t)	Jacksonville	3	4	7	10	4	14	= -7
	Totals	116	69	185	117	80	197	= -12

NFC / TAKE-AWAYS, GIVE-AWAYS

Rank	Team	TAKE-AWAYS			GIVE-AWAYS			Net
		Int	Fum	Total	Int	Fum	Total	
1)	New York Giants	13	8	21	6	3	9	= +12
2t)	Carolina	13	5	18	9	3	12	= +6
2t)	Green Bay	10	2	12	3	3	6	= +6
4)	Philadelphia	12	8	20	10	5	15	= +5
5)	St. Louis	6	8	14	5	5	10	= +4
6)	Arizona	13	4	17	6	8	14	= +3
7)	Tampa Bay	6	9	15	7	7	14	= +1
8t)	Atlanta	10	4	14	7	7	14	= 0
8t)	Minnesota	4	5	9	6	3	9	= 0
10t)	Chicago	4	5	9	6	4	10	= -1
10t)	San Francisco	7	1	8	7	2	9	= -1
10t)	Seattle	3	6	9	6	4	10	= -1
13t)	New Orleans	4	9	13	8	7	15	= -2
13t)	Washington	4	8	12	9	5	14	= -2
15t)	Dallas	3	1	4	8	5	13	= -9
15t)	Detroit	4	7	11	12	8	20	= -9
	Totals	116	90	206	115	79	194	= +12

NFL / TAKE-AWAYS, GIVE-AWAYS

Rank	Team	TAKE-AWAYS			GIVE-AWAYS			Net
		Int	Fum	Total	Int	Fum	Total	
1)	New York Giants	13	8	21	6	3	9	= +12
2t)	New England	9	3	12	2	3	5	= +7
2t)	New York Jets	10	9	19	8	4	12	= +7
4t)	Carolina	13	5	18	9	3	12	= +6
4t)	Green Bay	10	2	12	3	3	6	= +6
6)	Philadelphia	12	8	20	10	5	15	= +5
7t)	Cincinnati	8	4	12	4	4	8	= +4
7t)	Pittsburgh	8	7	15	9	2	11	= +4
7t)	St. Louis	6	8	14	5	5	10	= +4
10t)	Denver	9	8	17	13	1	14	= +3
10t)	Kansas City	8	3	11	3	5	8	= +3
10t)	Arizona	13	4	17	6	8	14	= +3
13t)	Buffalo	8	4	12	7	4	11	= +1
13t)	Oakland	9	5	14	5	8	13	= +1
13t)	Tampa Bay	6	9	15	7	7	14	= +1
16t)	Atlanta	10	4	14	7	7	14	= 0
16t)	Minnesota	4	5	9	6	3	9	= 0
18t)	Chicago	4	5	9	6	4	10	= -1
18t)	San Francisco	7	1	8	7	2	9	= -1
18t)	Seattle	3	6	9	6	4	10	= -1
21t)	Houston	6	3	9	7	4	11	= -2
21t)	New Orleans	4	9	13	8	7	15	= -2
21t)	Washington	4	8	12	9	5	14	= -2
24t)	Cleveland	5	8	13	5	12	17	= -4
24t)	Miami	6	2	8	9	3	12	= -4
26)	San Diego	5	4	9	7	7	14	= -5
27)	Tennessee	9	2	11	8	9	17	= -6
28t)	Baltimore	3	1	4	8	3	11	= -7
28t)	Indianapolis	10	2	12	12	7	19	= -7
28t)	Jacksonville	3	4	7	10	4	14	= -7
31t)	Dallas	3	1	4	8	5	13	= -9
31t)	Detroit	4	7	11	12	8	20	= -9
	Totals	232	159	391	232	159	391	= 0

WEEK 9 / THROUGH MONDAY, NOVEMBER 9, 2015**AFC / TEAM/OFFENSE INSIDE THE 20**

Rank	Team	Poss	Pts	TD	TD%	FG	Score	Score%
1)	New York Jets	28	165	21	75.0	6	27	96.4
2)	Cincinnati	35	183	24	68.6	5	29	82.9
3)	New England	38	215	26	68.4	11	37	97.4
4t)	Indianapolis	28	140	18	64.3	5	23	82.1
4t)	Pittsburgh	28	155	18	64.3	9	27	96.4
6)	Tennessee	26	129	16	61.5	6	22	84.6
7t)	Houston	23	108	14	60.9	4	18	78.3
7t)	Oakland	23	118	14	60.9	7	21	91.3
9)	Buffalo	17	77	10	58.8	3	13	76.5
10)	San Diego	29	143	17	58.6	8	25	86.2
11)	Miami	22	93	12	54.5	3	15	68.2
12)	Baltimore	27	131	14	51.9	11	25	92.6
13)	Kansas City	31	145	16	51.6	11	27	87.1
14)	Jacksonville	23	99	11	47.8	8	19	82.6
15)	Denver	21	93	9	42.9	10	19	90.5
16)	Cleveland	26	112	11	42.3	12	23	88.5

AFC / OPPONENTS/DEFENSE INSIDE THE 20

Rank	Team	Poss	Pts	TD	TD%	FG	Score	Score%
1)	New York Jets	20	74	8	40.0	6	14	70.0
2)	Cincinnati	19	79	8	42.1	8	16	84.2
3)	Baltimore	27	121	13	48.1	11	24	88.9
4)	San Diego	29	135	14	48.3	12	26	89.7
5)	Oakland	31	159	17	54.8	13	30	96.8
6)	Denver	20	84	11	55.0	3	14	70.0
7)	Pittsburgh	29	133	16	55.2	7	23	79.3
8t)	Buffalo	23	110	14	60.9	4	18	78.3
8t)	Miami	23	114	14	60.9	6	20	87.0
10)	New England	21	107	13	61.9	6	19	90.5
11)	Indianapolis	29	147	18	62.1	8	26	89.7
12)	Cleveland	37	193	23	62.2	11	34	91.9
13)	Jacksonville	30	160	19	63.3	9	28	93.3
14)	Kansas City	25	133	16	64.0	7	23	92.0
15t)	Houston	20	102	13	65.0	4	17	85.0
15t)	Tennessee	20	100	13	65.0	3	16	80.0

WEEK 9 / THROUGH MONDAY, NOVEMBER 9, 2015**NFC / TEAM/OFFENSE INSIDE THE 20**

Rank	Team	Poss	Pts	TD	TD%	FG	Score	Score%
1)	Arizona	35	192	23	65.7	11	34	97.1
2)	New Orleans	34	171	22	64.7	7	29	85.3
3)	Detroit	19	93	12	63.2	4	16	84.2
4)	Green Bay	26	137	16	61.5	8	24	92.3
5)	Washington	23	119	14	60.9	7	21	91.3
6)	Atlanta	33	163	20	60.6	8	28	84.8
7)	Carolina	30	154	18	60.0	10	28	93.3
8t)	Dallas	24	117	12	50.0	11	23	95.8
	Philadelphia	24	107	12	50.0	8	20	83.3
8t)	St. Louis	20	87	10	50.0	6	16	80.0
11)	New York Giants	31	141	15	48.4	12	27	87.1
12)	Chicago	24	103	11	45.8	9	20	83.3
13)	Tampa Bay	28	118	12	42.9	12	24	85.7
14)	Minnesota	24	105	10	41.7	12	22	91.7
15)	San Francisco	23	93	9	39.1	10	19	82.6
16)	Seattle	17	69	5	29.4	11	16	94.1

NFC / OPPONENTS/DEFENSE INSIDE THE 20

Rank	Team	Poss	Pts	TD	TD%	FG	Score	Score%
1)	St. Louis	19	86	7	36.8	12	19	100.0
2)	Minnesota	22	92	10	45.5	8	18	81.8
3)	Seattle	19	90	9	47.4	9	18	94.7
4)	Washington	25	110	12	48.0	9	21	84.0
5t)	Carolina	26	112	13	50.0	8	21	80.8
5t)	Dallas	26	121	13	50.0	10	23	88.5
7)	Green Bay	29	129	15	51.7	8	23	79.3
8)	New York Giants	28	132	15	53.6	9	24	85.7
9)	Chicago	26	130	14	53.8	11	25	96.2
10)	Philadelphia	24	122	14	58.3	8	22	91.7
11)	Detroit	41	205	24	58.5	13	37	90.2
12)	Arizona	23	118	14	60.9	7	21	91.3
13)	San Francisco	29	155	18	62.1	9	27	93.1
14)	New Orleans	37	187	23	62.2	9	32	86.5
15)	Atlanta	30	153	19	63.3	7	26	86.7
16)	Tampa Bay	33	182	22	66.7	10	32	97.0

WEEK 9 / THROUGH MONDAY, NOVEMBER 9, 2015

NFL / TEAM/OFFENSE INSIDE THE 20

Rank	Team	Poss	Pts	TD	TD%	FG	Score	Score%
1)	New York Jets	28	165	21	75.0	6	27	96.4
2)	Cincinnati	35	183	24	68.6	5	29	82.9
3)	New England	38	215	26	68.4	11	37	97.4
4)	Arizona	35	192	23	65.7	11	34	97.1
5)	New Orleans	34	171	22	64.7	7	29	85.3
6t)	Indianapolis	28	140	18	64.3	5	23	82.1
6t)	Pittsburgh	28	155	18	64.3	9	27	96.4
8)	Detroit	19	93	12	63.2	4	16	84.2
9t)	Green Bay	26	137	16	61.5	8	24	92.3
9t)	Tennessee	26	129	16	61.5	6	22	84.6
11t)	Houston	23	108	14	60.9	4	18	78.3
11t)	Oakland	23	118	14	60.9	7	21	91.3
11t)	Washington	23	119	14	60.9	7	21	91.3
14)	Atlanta	33	163	20	60.6	8	28	84.8
15)	Carolina	30	154	18	60.0	10	28	93.3
16)	Buffalo	17	77	10	58.8	3	13	76.5
17)	San Diego	29	143	17	58.6	8	25	86.2
18)	Miami	22	93	12	54.5	3	15	68.2
19)	Baltimore	27	131	14	51.9	11	25	92.6
20)	Kansas City	31	145	16	51.6	11	27	87.1
21t)	Dallas	24	117	12	50.0	11	23	95.8
21t)	Philadelphia	24	107	12	50.0	8	20	83.3
21t)	St. Louis	20	87	10	50.0	6	16	80.0
24)	New York Giants	31	141	15	48.4	12	27	87.1
25)	Jacksonville	23	99	11	47.8	8	19	82.6
26)	Chicago	24	103	11	45.8	9	20	83.3
27t)	Denver	21	93	9	42.9	10	19	90.5
27t)	Tampa Bay	28	118	12	42.9	12	24	85.7
29)	Cleveland	26	112	11	42.3	12	23	88.5
30)	Minnesota	24	105	10	41.7	12	22	91.7
31)	San Francisco	23	93	9	39.1	10	19	82.6
32)	Seattle	17	69	5	29.4	11	16	94.1

NFL / OPPONENTS/DEFENSE INSIDE THE 20

Rank	Team	Poss	Pts	TD	TD%	FG	Score	Score%
1)	St. Louis	19	86	7	36.8	12	19	100.0
2)	New York Jets	20	74	8	40.0	6	14	70.0
3)	Cincinnati	19	79	8	42.1	8	16	84.2
4)	Minnesota	22	92	10	45.5	8	18	81.8
5)	Seattle	19	90	9	47.4	9	18	94.7
6)	Washington	25	110	12	48.0	9	21	84.0
7)	Baltimore	27	121	13	48.1	11	24	88.9
8)	San Diego	29	135	14	48.3	12	26	89.7
9t)	Carolina	26	112	13	50.0	8	21	80.8
9t)	Dallas	26	121	13	50.0	10	23	88.5
11)	Green Bay	29	129	15	51.7	8	23	79.3
12)	New York Giants	28	132	15	53.6	9	24	85.7
13)	Chicago	26	130	14	53.8	11	25	96.2
14)	Oakland	31	159	17	54.8	13	30	96.8
15)	Denver	20	84	11	55.0	3	14	70.0
16)	Pittsburgh	29	133	16	55.2	7	23	79.3
17)	Philadelphia	24	122	14	58.3	8	22	91.7
18)	Detroit	41	205	24	58.5	13	37	90.2
19t)	Arizona	23	118	14	60.9	7	21	91.3
19t)	Buffalo	23	110	14	60.9	4	18	78.3
19t)	Miami	23	114	14	60.9	6	20	87.0
22)	New England	21	107	13	61.9	6	19	90.5
23t)	Indianapolis	29	147	18	62.1	8	26	89.7
23t)	San Francisco	29	155	18	62.1	9	27	93.1
25t)	Cleveland	37	193	23	62.2	11	34	91.9
25t)	New Orleans	37	187	23	62.2	9	32	86.5
27t)	Atlanta	30	153	19	63.3	7	26	86.7
27t)	Jacksonville	30	160	19	63.3	9	28	93.3
29)	Kansas City	25	133	16	64.0	7	23	92.0
30t)	Houston	20	102	13	65.0	4	17	85.0
30t)	Tennessee	20	100	13	65.0	3	16	80.0
32)	Tampa Bay	33	182	22	66.7	10	32	97.0

WEEK 9 / THROUGH MONDAY, NOVEMBER 9, 2015

AFC / OFFENSE/TEAMS: FIRST DOWNS, THIRD DOWNS, FOURTH DOWNS

Rank	Team	FIRST DOWNS				THIRD DOWNS			FOURTH DOWNS		
		Total	Rush	Pass	Pen	Made	Att	Pct	Made	Att	Pct
1)	New England	201	52	132	17	49	101	48.5	4	7	57.1
2)	San Diego	216	46	147	23	56	124	45.2	1	5	20.0
3)	Houston	185	42	124	19	48	126	38.1	4	12	33.3
4)	Cincinnati	170	52	101	17	47	104	45.2	3	4	75.0
5t)	Baltimore	168	55	97	16	38	109	34.9	9	13	69.2
5t)	Indianapolis	189	48	114	27	56	133	42.1	5	8	62.5
5t)	Miami	168	43	105	20	26	90	28.9	2	12	16.7
8t)	New York Jets	163	48	102	13	51	117	43.6	2	5	40.0
8t)	Tennessee	163	39	106	18	29	95	30.5	4	7	57.1
10)	Oakland	162	38	106	18	46	105	43.8	3	5	60.0
11)	Kansas City	160	53	90	17	37	101	36.6	2	4	50.0
12)	Jacksonville	156	33	108	15	40	109	36.7	4	7	57.1
13)	Pittsburgh	172	58	99	15	40	114	35.1	4	8	50.0
14)	Buffalo	152	58	82	12	39	105	37.1	3	7	42.9
15)	Denver	150	33	105	12	38	110	34.5	3	4	75.0
16)	Cleveland	162	36	108	18	58	131	44.3	3	9	33.3
	Totals	2737	734	1726	277	698	1774	39.3	56	117	47.9

AFC / DEFENSE/OPPONENTS: FIRST DOWNS, THIRD DOWNS, FOURTH DOWNS

Rank	Team	FIRST DOWNS				THIRD DOWNS			FOURTH DOWNS		
		Total	Rush	Pass	Pen	Made	Att	Pct	Made	Att	Pct
1)	New York Jets	141	35	93	13	42	113	37.2	3	9	33.3
2)	Cincinnati	150	42	97	11	38	105	36.2	6	10	60.0
3)	San Diego	172	51	104	17	41	104	39.4	1	1	100.0
4t)	Denver	153	46	79	28	39	107	36.4	4	7	57.1
4t)	Tennessee	153	51	85	17	35	97	36.1	3	9	33.3
6)	Kansas City	160	41	103	16	35	104	33.7	3	9	33.3
7)	New England	162	39	111	12	45	109	41.3	6	12	50.0
8)	Houston	164	47	94	23	27	101	26.7	4	5	80.0
9)	Indianapolis	185	50	120	15	50	132	37.9	6	6	100.0
10)	Baltimore	166	37	107	22	56	117	47.9	1	4	25.0
11)	Cleveland	188	63	108	17	54	125	43.2	4	5	80.0
12)	Pittsburgh	189	44	133	12	50	126	39.7	4	12	33.3
13)	Miami	171	55	101	15	43	107	40.2	2	5	40.0
14)	Buffalo	174	41	107	26	39	101	38.6	2	9	22.2
15)	Jacksonville	175	47	109	19	51	113	45.1	3	6	50.0
16)	Oakland	187	44	121	22	49	119	41.2	7	10	70.0
	Totals	2690	733	1672	285	694	1780	39.0	59	119	49.6

WEEK 9 / THROUGH MONDAY, NOVEMBER 9, 2015

NFC / OFFENSE/TEAMS: FIRST DOWNS, THIRD DOWNS, FOURTH DOWNS

Rank	Team	FIRST DOWNS				THIRD DOWNS			FOURTH DOWNS		
		Total	Rush	Pass	Pen	Made	Att	Pct	Made	Att	Pct
1)	New Orleans	224	60	142	22	63	131	48.1	7	8	87.5
2)	Atlanta	212	64	132	16	58	129	45.0	9	13	69.2
3)	Arizona	182	49	113	20	42	91	46.2	3	5	60.0
4)	Dallas	176	56	90	30	36	96	37.5	5	9	55.6
5)	Philadelphia	175	59	90	26	33	107	30.8	5	9	55.6
6)	New York Giants	188	45	114	29	49	120	40.8	3	6	50.0
7)	Carolina	166	65	90	11	35	103	34.0	4	5	80.0
8t)	Chicago	161	50	96	15	50	114	43.9	4	7	57.1
8t)	Washington	161	33	109	19	50	114	43.9	4	8	50.0
10)	Detroit	160	22	114	24	36	104	34.6	4	9	44.4
11)	Tampa Bay	154	48	88	18	41	105	39.0	4	7	57.1
12)	Minnesota	153	58	78	17	36	103	35.0	4	7	57.1
13)	Green Bay	152	49	83	20	31	91	34.1	5	8	62.5
14)	Seattle	147	59	85	3	41	109	37.6	4	5	80.0
15)	San Francisco	144	51	79	14	43	123	35.0	5	9	55.6
16)	St. Louis	122	51	58	13	24	101	23.8	2	5	40.0
	Totals	2677	819	1561	297	668	1741	38.4	72	120	60.0

NFC / DEFENSE/OPPONENTS: FIRST DOWNS, THIRD DOWNS, FOURTH DOWNS

Rank	Team	FIRST DOWNS				THIRD DOWNS			FOURTH DOWNS		
		Total	Rush	Pass	Pen	Made	Att	Pct	Made	Att	Pct
1)	Seattle	133	45	77	11	31	99	31.3	1	3	33.3
2)	Arizona	136	38	83	15	43	113	38.1	1	5	20.0
3)	St. Louis	148	46	83	19	37	113	32.7	2	7	28.6
4)	Chicago	153	49	91	13	48	104	46.2	5	6	83.3
5)	Minnesota	155	49	86	20	30	101	29.7	5	10	50.0
6)	Washington	162	59	89	14	44	105	41.9	5	8	62.5
7t)	Carolina	165	42	108	15	43	123	35.0	10	15	66.7
7t)	Dallas	165	55	90	20	37	98	37.8	4	5	80.0
9)	Atlanta	186	52	117	17	46	114	40.4	5	11	45.5
10)	Philadelphia	169	40	107	22	46	114	40.4	3	4	75.0
11)	Green Bay	170	55	103	12	45	112	40.2	6	10	60.0
12)	San Francisco	193	64	116	13	42	114	36.8	5	7	71.4
13)	Detroit	173	57	99	17	43	98	43.9	2	3	66.7
14)	Tampa Bay	188	53	109	26	44	99	44.4	4	6	66.7
15)	New Orleans	213	54	124	35	34	104	32.7	7	10	70.0
16)	New York Giants	215	62	133	20	59	124	47.6	4	8	50.0
	Totals	2724	820	1615	289	672	1735	38.7	69	118	58.5

WEEK 9 / THROUGH MONDAY, NOVEMBER 9, 2015

NFL / OFFENSE/TEAMS: FIRST DOWNS, THIRD DOWNS, FOURTH DOWNS

Rank	Team	FIRST DOWNS				THIRD DOWNS			FOURTH DOWNS		
		Total	Rush	Pass	Pen	Made	Att	Pct	Made	Att	Pct
1)	New England	201	52	132	17	49	101	48.5	4	7	57.1
2)	New Orleans	224	60	142	22	63	131	48.1	7	8	87.5
3)	San Diego	216	46	147	23	56	124	45.2	1	5	20.0
4)	Atlanta	212	64	132	16	58	129	45.0	9	13	69.2
5)	Houston	185	42	124	19	48	126	38.1	4	12	33.3
6)	Arizona	182	49	113	20	42	91	46.2	3	5	60.0
7)	Dallas	176	56	90	30	36	96	37.5	5	9	55.6
8)	Philadelphia	175	59	90	26	33	107	30.8	5	9	55.6
9)	Cincinnati	170	52	101	17	47	104	45.2	3	4	75.0
10t)	Baltimore	168	55	97	16	38	109	34.9	9	13	69.2
10t)	Indianapolis	189	48	114	27	56	133	42.1	5	8	62.5
10t)	Miami	168	43	105	20	26	90	28.9	2	12	16.7
13)	New York Giants	188	45	114	29	49	120	40.8	3	6	50.0
14)	Carolina	166	65	90	11	35	103	34.0	4	5	80.0
15t)	New York Jets	163	48	102	13	51	117	43.6	2	5	40.0
15t)	Tennessee	163	39	106	18	29	95	30.5	4	7	57.1
17)	Oakland	162	38	106	18	46	105	43.8	3	5	60.0
18t)	Chicago	161	50	96	15	50	114	43.9	4	7	57.1
18t)	Washington	161	33	109	19	50	114	43.9	4	8	50.0
20t)	Kansas City	160	53	90	17	37	101	36.6	2	4	50.0
20t)	Detroit	160	22	114	24	36	104	34.6	4	9	44.4
22)	Jacksonville	156	33	108	15	40	109	36.7	4	7	57.1
23)	Tampa Bay	154	48	88	18	41	105	39.0	4	7	57.1
24)	Minnesota	153	58	78	17	36	103	35.0	4	7	57.1
25)	Pittsburgh	172	58	99	15	40	114	35.1	4	8	50.0
26t)	Buffalo	152	58	82	12	39	105	37.1	3	7	42.9
26t)	Green Bay	152	49	83	20	31	91	34.1	5	8	62.5
28)	Denver	150	33	105	12	38	110	34.5	3	4	75.0
29)	Seattle	147	59	85	3	41	109	37.6	4	5	80.0
30)	Cleveland	162	36	108	18	58	131	44.3	3	9	33.3
31)	San Francisco	144	51	79	14	43	123	35.0	5	9	55.6
32)	St. Louis	122	51	58	13	24	101	23.8	2	5	40.0
	Totals	5414	1553	3287	574	1366	3515	38.9	128	237	54.0

NFL / DEFENSE/OPPONENTS: FIRST DOWNS, THIRD DOWNS, FOURTH DOWNS

Rank	Team	FIRST DOWNS				THIRD DOWNS			FOURTH DOWNS		
		Total	Rush	Pass	Pen	Made	Att	Pct	Made	Att	Pct
1)	Seattle	133	45	77	11	31	99	31.3	1	3	33.3
2)	Arizona	136	38	83	15	43	113	38.1	1	5	20.0
3)	New York Jets	141	35	93	13	42	113	37.2	3	9	33.3
4)	St. Louis	148	46	83	19	37	113	32.7	2	7	28.6
5)	Cincinnati	150	42	97	11	38	105	36.2	6	10	60.0
6)	San Diego	172	51	104	17	41	104	39.4	1	1	100.0
7t)	Denver	153	46	79	28	39	107	36.4	4	7	57.1
7t)	Tennessee	153	51	85	17	35	97	36.1	3	9	33.3
7t)	Chicago	153	49	91	13	48	104	46.2	5	6	83.3
10)	Minnesota	155	49	86	20	30	101	29.7	5	10	50.0
11)	Kansas City	160	41	103	16	35	104	33.7	3	9	33.3
12t)	New England	162	39	111	12	45	109	41.3	6	12	50.0
12t)	Washington	162	59	89	14	44	105	41.9	5	8	62.5
14)	Houston	164	47	94	23	27	101	26.7	4	5	80.0
15)	Indianapolis	185	50	120	15	50	132	37.9	6	6	100.0
16t)	Carolina	165	42	108	15	43	123	35.0	10	15	66.7
16t)	Dallas	165	55	90	20	37	98	37.8	4	5	80.0
18)	Atlanta	186	52	117	17	46	114	40.4	5	11	45.5
19)	Baltimore	166	37	107	22	56	117	47.9	1	4	25.0
20)	Cleveland	188	63	108	17	54	125	43.2	4	5	80.0
21)	Pittsburgh	189	44	133	12	50	126	39.7	4	12	33.3
22)	Philadelphia	169	40	107	22	46	114	40.4	3	4	75.0
23)	Green Bay	170	55	103	12	45	112	40.2	6	10	60.0
24)	Miami	171	55	101	15	43	107	40.2	2	5	40.0
25)	San Francisco	193	64	116	13	42	114	36.8	5	7	71.4
26)	Detroit	173	57	99	17	43	98	43.9	2	3	66.7
27)	Buffalo	174	41	107	26	39	101	38.6	2	9	22.2
28)	Jacksonville	175	47	109	19	51	113	45.1	3	6	50.0
29)	Oakland	187	44	121	22	49	119	41.2	7	10	70.0
30)	Tampa Bay	188	53	109	26	44	99	44.4	4	6	66.7
31)	New Orleans	213	54	124	35	34	104	32.7	7	10	70.0
32)	New York Giants	215	62	133	20	59	124	47.6	4	8	50.0
	Totals	5414	1553	3287	574	1366	3515	38.9	128	237	54.0

WEEK 9 / THROUGH MONDAY, NOVEMBER 9, 2015**AFC / FIRST-DOWN PLAYS BY TEAMS**

Rank	Team	Yds/Play	Plays	Yards
1)	New England	6.29	251	1578
2)	Miami	6.12	230	1407
3)	Tennessee	5.94	234	1389
4)	Pittsburgh	5.84	251	1466
5)	Cincinnati	5.83	231	1346
6)	Kansas City	5.75	228	1312
7)	Denver	5.75	226	1300
8)	Buffalo	5.63	217	1221
9)	Houston	5.60	261	1461
10)	Oakland	5.57	228	1270
11)	Baltimore	5.51	237	1307
12)	Jacksonville	5.50	233	1282
13)	San Diego	5.28	280	1479
14)	Indianapolis	4.84	267	1293
15)	New York Jets	4.83	237	1145
16)	Cleveland	4.23	243	1028
	TOTAL	5.52	3854	21284

AFC / FIRST-DOWN PLAYS BY OPPONENTS

Rank	Team	Yds/Play	Plays	Yards
1)	Denver	3.54	225	796
2)	Jacksonville	4.98	243	1209
3)	Kansas City	5.29	230	1216
4)	New York Jets	5.32	217	1155
5)	Indianapolis	5.33	267	1422
6)	Buffalo	5.33	243	1295
7)	New England	5.41	232	1255
8)	Baltimore	5.46	228	1245
9)	Cincinnati	5.50	219	1205
10)	Cleveland	5.80	265	1537
11)	Tennessee	5.81	218	1266
12)	Houston	5.81	234	1360
13)	Oakland	5.90	248	1463
14)	Pittsburgh	6.31	270	1703
15)	San Diego	6.37	246	1568
16)	Miami	6.45	242	1562
	TOTAL	5.55	3827	21257

WEEK 9 / THROUGH MONDAY, NOVEMBER 9, 2015**NFC / FIRST-DOWN PLAYS BY TEAMS**

Rank	Team	Yds/Play	Plays	Yards
1)	St. Louis	6.71	204	1369
2)	Tampa Bay	6.61	222	1468
3)	Atlanta	6.34	282	1787
4)	Arizona	6.19	239	1479
5)	Dallas	5.86	237	1389
6)	Seattle	5.82	224	1304
7)	Detroit	5.75	232	1335
8)	Philadelphia	5.43	253	1373
9)	Carolina	5.30	246	1305
10)	New Orleans	5.30	294	1558
11)	New York Giants	5.25	257	1349
12)	Washington	5.12	227	1162
13)	Minnesota	5.04	225	1134
14)	Chicago	4.99	229	1143
15)	Green Bay	4.82	214	1031
16)	San Francisco	4.39	230	1009
	TOTAL	5.56	3815	21195

NFC / FIRST-DOWN PLAYS BY OPPONENTS

Rank	Team	Yds/Play	Plays	Yards
1)	Carolina	4.04	245	990
2)	Seattle	4.74	207	982
3)	Philadelphia	5.00	248	1241
4)	St. Louis	5.06	233	1179
5)	Detroit	5.10	238	1213
6)	Arizona	5.28	214	1130
7)	Chicago	5.40	212	1144
8)	Atlanta	5.68	257	1460
9)	Tampa Bay	5.71	247	1411
10)	Green Bay	5.75	238	1368
11)	Dallas	5.77	229	1321
12)	San Francisco	5.86	267	1565
13)	Washington	5.94	220	1307
14)	Minnesota	5.99	222	1330
15)	New York Giants	6.21	287	1783
16)	New Orleans	6.47	278	1798
	TOTAL	5.52	3842	21222

WEEK 9 / THROUGH MONDAY, NOVEMBER 9, 2015**NFL / FIRST-DOWN PLAYS BY TEAMS**

Rank	Team	Yds/Play	Plays	Yards
1)	St. Louis	6.71	204	1369
2)	Tampa Bay	6.61	222	1468
3)	Atlanta	6.34	282	1787
4)	New England	6.29	251	1578
5)	Arizona	6.19	239	1479
6)	Miami	6.12	230	1407
7)	Tennessee	5.94	234	1389
8)	Dallas	5.86	237	1389
9)	Pittsburgh	5.84	251	1466
10)	Cincinnati	5.83	231	1346
11)	Seattle	5.82	224	1304
12)	Kansas City	5.75	228	1312
13)	Detroit	5.75	232	1335
14)	Denver	5.75	226	1300
15)	Buffalo	5.63	217	1221
16)	Houston	5.60	261	1461
17)	Oakland	5.57	228	1270
18)	Baltimore	5.51	237	1307
19)	Jacksonville	5.50	233	1282
20)	Philadelphia	5.43	253	1373
21)	Carolina	5.30	246	1305
22)	New Orleans	5.30	294	1558
23)	San Diego	5.28	280	1479
24)	New York Giants	5.25	257	1349
25)	Washington	5.12	227	1162
26)	Minnesota	5.04	225	1134
27)	Chicago	4.99	229	1143
28)	Indianapolis	4.84	267	1293
29)	New York Jets	4.83	237	1145
30)	Green Bay	4.82	214	1031
31)	San Francisco	4.39	230	1009
32)	Cleveland	4.23	243	1028
	TOTAL	5.54	7669	42479

NFL / FIRST-DOWN PLAYS BY OPPONENTS

Rank	Team	Yds/Play	Plays	Yards
1)	Denver	3.54	225	796
2)	Carolina	4.04	245	990
3)	Seattle	4.74	207	982
4)	Jacksonville	4.98	243	1209
5)	Philadelphia	5.00	248	1241
6)	St. Louis	5.06	233	1179
7)	Detroit	5.10	238	1213
8)	Arizona	5.28	214	1130
9)	Kansas City	5.29	230	1216
10)	New York Jets	5.32	217	1155
11)	Indianapolis	5.33	267	1422
12)	Buffalo	5.33	243	1295
13)	Chicago	5.40	212	1144
14)	New England	5.41	232	1255
15)	Baltimore	5.46	228	1245
16)	Cincinnati	5.50	219	1205
17)	Atlanta	5.68	257	1460
18)	Tampa Bay	5.71	247	1411
19)	Green Bay	5.75	238	1368
20)	Dallas	5.77	229	1321
21)	Cleveland	5.80	265	1537
22)	Tennessee	5.81	218	1266
23)	Houston	5.81	234	1360
24)	San Francisco	5.86	267	1565
25)	Oakland	5.90	248	1463
26)	Washington	5.94	220	1307
27)	Minnesota	5.99	222	1330
28)	New York Giants	6.21	287	1783
29)	Pittsburgh	6.31	270	1703
30)	San Diego	6.37	246	1568
31)	Miami	6.45	242	1562
32)	New Orleans	6.47	278	1798
	TOTAL	5.54	7669	42479

WEEK 9 / THROUGH MONDAY, NOVEMBER 9, 2015

AFC / KICKOFFS (Receiving Team)

Rank	Team	TotKO	AdjKO	TB	TB%	EZ	EZ%	OB	I20	Avg.Start
1)	New York Jets	38	35	17	48.6	27	71.1	1	6	22.7
2)	Oakland	48	42	23	54.8	35	72.9	2	3	22.7
3)	Baltimore	49	49	36	73.5	43	87.8	0	2	22.1
4)	Kansas City	41	39	19	48.7	35	85.4	0	7	21.8
5)	Cincinnati	35	33	13	39.4	26	74.3	1	10	21.7
6)	Indianapolis	49	46	24	52.2	43	87.8	1	5	21.7
7)	Denver	36	35	21	60.0	29	80.6	0	4	21.6
8)	New England	35	30	23	76.7	26	74.3	1	2	21.1
9)	Jacksonville	51	51	33	64.7	48	94.1	0	6	21.0
10)	Cleveland	50	50	34	68.0	46	92.0	0	7	20.6
11)	Tennessee	38	37	22	59.5	37	97.4	0	5	20.5
12)	Pittsburgh	44	44	25	56.8	41	93.2	0	9	20.4
13)	Miami	43	42	18	42.9	37	86.0	0	12	20.4
14)	Houston	42	41	30	73.2	39	92.9	1	4	20.4
15)	Buffalo	42	40	21	52.5	30	71.4	0	7	20.0
16)	San Diego	52	50	32	64.0	48	92.3	1	11	19.4
	Totals	693	664	391	58.9	590	88.9	8	100	21.1

AFC / KICKOFFS (Kicking Team)

Rank	Team	TotKO	AdjKO	TB	TB%	EZ	EZ%	OB	I20	Avg.Start
1)	Cincinnati	46	46	25	54.3	41	89.1	0	11	19.4
2)	Oakland	46	45	28	62.2	38	82.6	0	11	19.4
3)	New England	58	57	42	73.7	54	93.1	0	9	19.9
4)	Buffalo	43	42	21	50.0	35	81.4	1	12	20.0
5)	Baltimore	44	44	40	90.9	43	97.7	0	2	20.3
6)	Indianapolis	43	40	35	87.5	38	88.4	0	1	20.3
7)	New York Jets	44	42	14	33.3	38	86.4	0	11	20.7
8)	Denver	44	44	30	68.2	36	81.8	0	6	20.8
9)	Kansas City	45	42	24	57.1	40	88.9	1	7	21.0
10)	Pittsburgh	46	43	20	46.5	36	78.3	1	8	21.3
11)	Tennessee	35	34	22	64.7	32	91.4	1	0	21.7
12)	Jacksonville	38	34	20	58.8	30	78.9	2	5	21.8
13)	Cleveland	43	42	17	40.5	32	74.4	0	10	22.0
14)	Miami	38	36	21	58.3	30	78.9	0	4	22.3
15)	Houston	38	35	20	57.1	34	89.5	0	1	22.3
16)	San Diego	46	42	23	54.8	39	84.8	0	3	23.0
	Totals	697	668	402	60.2	596	89.2	6	101	20.9

Note: Average team drive start DOES NOT include onside kicks or kickoffs at the end of a half unless either kickoff is returned for a touchdown. All other kickoffs (returned kickoffs, fair catches, touchback and kickoffs out of bounds) are included. Kickoffs resulting in the kicking team retaining possession are not included.

ADJ KO: Adjusted kickoffs are used to compute the Avg. Team Drive Start.

I20: The number of drives that start inside (not including) the 20 yd line.

WEEK 9 / THROUGH MONDAY, NOVEMBER 9, 2015

NFC / KICKOFFS (Receiving Team)

Rank	Team	TotKO	AdjKO	TB	TB%	EZ	EZ%	OB	I20	Avg.Start
1)	New York Giants	51	48	29	60.4	44	86.3	1	3	24.1
2)	Arizona	38	37	21	56.8	32	84.2	0	6	23.4
3)	Dallas	44	43	28	65.1	36	81.8	1	4	22.5
4)	Washington	44	43	24	55.8	37	84.1	0	7	22.5
5)	Seattle	35	34	20	58.8	29	82.9	0	7	22.3
6)	Green Bay	38	36	21	58.3	31	81.6	0	5	22.1
7)	Atlanta	41	40	25	62.5	34	82.9	0	4	21.6
8)	Detroit	53	53	29	54.7	51	96.2	0	9	21.6
9)	Carolina	39	37	28	75.7	31	79.5	1	2	21.4
10)	Minnesota	35	34	14	41.2	28	80.0	0	7	21.3
11)	Tampa Bay	49	47	33	70.2	44	89.8	1	5	21.1
12)	New Orleans	56	52	38	73.1	48	85.7	0	4	20.8
13)	Chicago	46	45	31	68.9	43	93.5	0	5	20.5
14)	Philadelphia	39	38	33	86.8	35	89.7	0	1	20.5
15)	San Francisco	47	47	28	59.6	41	87.2	0	9	20.2
16)	St. Louis	40	39	23	59.0	36	90.0	0	9	20.2
	Totals	695	673	425	63.2	600	89.2	4	87	21.6

NFC / KICKOFFS (Kicking Team)

Rank	Team	TotKO	AdjKO	TB	TB%	EZ	EZ%	OB	I20	Avg.Start
1)	Washington	38	33	24	72.7	29	76.3	1	4	20.3
2)	Arizona	51	51	28	54.9	47	92.2	0	10	20.3
3)	Seattle	40	39	24	61.5	37	92.5	0	8	20.5
4)	Tampa Bay	45	44	30	68.2	43	95.6	0	4	20.6
5)	Green Bay	44	43	25	58.1	37	84.1	0	8	20.7
6)	Minnesota	42	42	27	64.3	40	95.2	0	5	21.0
7)	St. Louis	36	35	24	68.6	32	88.9	0	5	21.1
8)	Carolina	50	49	31	63.3	46	92.0	0	8	21.2
9)	Atlanta	49	48	36	75.0	45	91.8	0	1	21.4
10)	New York Giants	54	52	25	48.1	40	74.1	1	10	22.2
11)	Dallas	41	41	34	82.9	39	95.1	0	2	22.3
12)	San Francisco	37	37	25	67.6	29	78.4	0	3	22.4
13)	Detroit	33	30	14	46.7	25	75.8	1	4	22.5
14)	New Orleans	48	47	28	59.6	42	87.5	0	4	22.7
15)	Philadelphia	43	40	20	50.0	33	76.7	2	6	23.0
16)	Chicago	40	38	19	50.0	30	75.0	1	4	27.3
	Totals	691	669	414	61.9	594	88.8	6	86	21.8

Note: Average team drive start DOES NOT include onside kicks or kickoffs at the end of a half unless either kickoff is returned for a touchdown. All other kickoffs (returned kickoffs, fair catches, touchback and kickoffs out of bounds) are included. Kickoffs resulting in the kicking team retaining possession are not included.

ADJ KO: Adjusted kickoffs are used to compute the Avg. Team Drive Start.

I20: The number of drives that start inside (not including) the 20 yd line.

WEEK 9 / THROUGH MONDAY, NOVEMBER 9, 2015

NFL / KICKOFFS (Receiving Team)

Rank	Team	TotKO	AdjKO	TB	TB%	EZ	EZ%	OB	I20	Avg.Start
1)	New York Giants	51	48	29	60.4	44	86.3	1	3	24.1
2)	Arizona	38	37	21	56.8	32	84.2	0	6	23.4
3)	New York Jets	38	35	17	48.6	27	71.1	1	6	22.7
4)	Oakland	48	42	23	54.8	35	72.9	2	3	22.7
5)	Dallas	44	43	28	65.1	36	81.8	1	4	22.5
6)	Washington	44	43	24	55.8	37	84.1	0	7	22.5
7)	Seattle	35	34	20	58.8	29	82.9	0	7	22.3
8)	Green Bay	38	36	21	58.3	31	81.6	0	5	22.1
9)	Baltimore	49	49	36	73.5	43	87.8	0	2	22.1
10)	Kansas City	41	39	19	48.7	35	85.4	0	7	21.8
11)	Cincinnati	35	33	13	39.4	26	74.3	1	10	21.7
12)	Indianapolis	49	46	24	52.2	43	87.8	1	5	21.7
13)	Denver	36	35	21	60.0	29	80.6	0	4	21.6
14)	Atlanta	41	40	25	62.5	34	82.9	0	4	21.6
15)	Detroit	53	53	29	54.7	51	96.2	0	9	21.6
16)	Carolina	39	37	28	75.7	31	79.5	1	2	21.4
17)	Minnesota	35	34	14	41.2	28	80.0	0	7	21.3
18)	New England	35	30	23	76.7	26	74.3	1	2	21.1
19)	Tampa Bay	49	47	33	70.2	44	89.8	1	5	21.1
20)	Jacksonville	51	51	33	64.7	48	94.1	0	6	21.0
21)	New Orleans	56	52	38	73.1	48	85.7	0	4	20.8
22)	Cleveland	50	50	34	68.0	46	92.0	0	7	20.6
23)	Chicago	46	45	31	68.9	43	93.5	0	5	20.5
24)	Philadelphia	39	38	33	86.8	35	89.7	0	1	20.5
25)	Tennessee	38	37	22	59.5	37	97.4	0	5	20.5
26)	Pittsburgh	44	44	25	56.8	41	93.2	0	9	20.4
27)	Miami	43	42	18	42.9	37	86.0	0	12	20.4
28)	Houston	42	41	30	73.2	39	92.9	1	4	20.4
29)	San Francisco	47	47	28	59.6	41	87.2	0	9	20.2
30)	St. Louis	40	39	23	59.0	36	90.0	0	9	20.2
31)	Buffalo	42	40	21	52.5	30	71.4	0	7	20.0
32)	San Diego	52	50	32	64.0	48	92.3	1	11	19.4
	Totals	1388	1337	816	61.0	1190	89.0	12	187	21.4

Note: Average opponent drive start DOES NOT include outside kicks or kickoffs at the end of a half unless either kickoff is returned for a touchdown. All other kickoffs (returned kickoffs, fair catches, touchback and kickoffs out of bounds) are included. Kickoffs resulting in the kicking team retaining possession are not included.

ADJ KO: Adjusted kickoffs are used to compute the Avg. Team Drive Start.

I20: The number of drives that start inside (not including) the 20 yd line.

WEEK 9 / THROUGH MONDAY, NOVEMBER 9, 2015

NFL / KICKOFFS (Kicking Team)

Rank	Team	TotKO	AdjKO	TB	TB%	EZ	EZ%	OB	I20	Avg.Start
1)	Cincinnati	46	46	25	54.3	41	89.1	0	11	19.4
2)	Oakland	46	45	28	62.2	38	82.6	0	11	19.4
3)	New England	58	57	42	73.7	54	93.1	0	9	19.9
4)	Buffalo	43	42	21	50.0	35	81.4	1	12	20.0
5)	Baltimore	44	44	40	90.9	43	97.7	0	2	20.3
5t)	Washington	38	33	24	72.7	29	76.3	1	4	20.3
7)	Indianapolis	43	40	35	87.5	38	88.4	0	1	20.3
8)	Arizona	51	51	28	54.9	47	92.2	0	10	20.3
9)	Seattle	40	39	24	61.5	37	92.5	0	8	20.5
10)	Tampa Bay	45	44	30	68.2	43	95.6	0	4	20.6
11)	New York Jets	44	42	14	33.3	38	86.4	0	11	20.7
12)	Green Bay	44	43	25	58.1	37	84.1	0	8	20.7
13)	Denver	44	44	30	68.2	36	81.8	0	6	20.8
14)	Kansas City	45	42	24	57.1	40	88.9	1	7	21.0
15)	Minnesota	42	42	27	64.3	40	95.2	0	5	21.0
16)	St. Louis	36	35	24	68.6	32	88.9	0	5	21.1
17)	Carolina	50	49	31	63.3	46	92.0	0	8	21.2
18)	Pittsburgh	46	43	20	46.5	36	78.3	1	8	21.3
19)	Atlanta	49	48	36	75.0	45	91.8	0	1	21.4
20)	Tennessee	35	34	22	64.7	32	91.4	1	0	21.7
21)	Jacksonville	38	34	20	58.8	30	78.9	2	5	21.8
22)	Cleveland	43	42	17	40.5	32	74.4	0	10	22.0
23)	New York Giants	54	52	25	48.1	40	74.1	1	10	22.2
24)	Miami	38	36	21	58.3	30	78.9	0	4	22.3
25)	Houston	38	35	20	57.1	34	89.5	0	1	22.3
26)	Dallas	41	41	34	82.9	39	95.1	0	2	22.3
27)	San Francisco	37	37	25	67.6	29	78.4	0	3	22.4
28)	Detroit	33	30	14	46.7	25	75.8	1	4	22.5
29)	New Orleans	48	47	28	59.6	42	87.5	0	4	22.7
30)	Philadelphia	43	40	20	50.0	33	76.7	2	6	23.0
31)	San Diego	46	42	23	54.8	39	84.8	0	3	23.0
32)	Chicago	40	38	19	50.0	30	75.0	1	4	27.3
	Totals	1388	1337	816	61.0	1190	89.0	12	187	21.4

Note: Average team drive start DOES NOT include inside kicks or kickoffs at the end of a half unless either kickoff is returned for a touchdown. All other kickoffs (returned kickoffs, fair catches, touchback and kickoffs out of bounds) are included. Kickoffs resulting in the kicking team retaining possession are not included.

ADJ KO: Adjusted kickoffs are used to compute the Avg. Team Drive Start.

I20: The number of drives that start inside (not including) the 20 yd line.

WEEK 9 / THROUGH MONDAY, NOVEMBER 9, 2015**AFC / SINGLE-GAME HIGHS / PLAYERS**

Most Points-- 21, Santos, K.C. at Cin., 10/4, (0 td, 7 fg, 0 xp, 0 2pt)
Passing Yards-- 503, Rivers, S.D. at G.B., 10/18, (43-65, 503, 2 td, 0 int)
Longest Pass-- 88, L. Jones, Pitt. vs. Ariz., 10/18, (to Bryant, Martavis, td)
Passing Touchdowns-- 4, Mariota, Tenn. at N.O., 11/8 (OT), (28-39, 371, 4 td, 0 int)
Passing Touchdowns-- 4, (7 times in Non-Overtime Games)
Rushing Yards-- 175, Miller, Miami vs. Hou., 10/25, (14-175, 1 td)
Rushing Attempts-- 31, Blue, Hou. vs. T.B., 9/27, (31-139, 1 td)
Longest Rush-- 85, Miller, Miami vs. Hou., 10/25, td
Receptions-- 17, Brown, Pitt. vs. Oak., 11/8, (17-284, 0 td)
Receiving Yards-- 284, Brown, Pitt. vs. Oak., 11/8, (17-284, 0 td)
Kickoff Return Yards-- 136, Ross, Balt. vs. Clev., 10/11 (OT), (5-136, 0 td)
Kickoff Return Yards-- 122, Landry, Miami vs. NY-J, 10/4, (5-122, 0 td)
Kickoff Returns-- 5, Ross, Balt. vs. Clev., 10/11 (OT), (5-136, 0 td)
Kickoff Returns-- 5, Bolden, Denv. at Clev., 10/18 (OT), (5-95, 0 td)
Kickoff Returns-- 5, Landry, Miami vs. NY-J, 10/4, (5-122, 0 td)
Longest Kickoff Return-- 54, Davis, K.C. at G.B., 9/28
Longest Kickoff Return-- 54, Cromartie, NY-J vs. Jax, 11/8
Punt Return Yards-- 154, Benjamin, Clev. vs. Tenn., 9/20, (6-154, 0 fc, 1 td)
Punt Returns-- 7, Kerley, NY-J vs. Phil., 9/27, (7-69, 2 fc, 0 td)
Longest Punt Return-- 83, Bolden, Denv. at Ind., 11/8, td
Interceptions-- 2, Dansby, Clev. vs. Denv., 10/18 (OT), (2-41, 1 td)
Interceptions-- 2, (7 times in Non-Overtime Games)
Longest Interception Return-- 74, C. Harris, Denv. at Oak., 10/11, td
Sacks-- 4.0, Wake, Miami at Tenn., 10/18
Scrimmage Yards-- 306, Brown, Pitt. vs. Oak., 11/8, (Rush 2-22, Rec 17-284)
Longest Punt-- 79, Berry, Pitt. vs. Ariz., 10/18
Punts-- 10, McAfee, Ind. vs. N.O., 10/25, (10-517, 51.7)
Field Goals Made-- 7, Santos, K.C. at Cin., 10/4, (7-7, 51 lg)
Longest Field Goal-- 58, Myers, Jax vs. Miami, 9/20

NFC / SINGLE-GAME HIGHS / PLAYERS

Most Points-- 18, (7 times in Non-Overtime Games)
Passing Yards-- 505, Brees, N.O. vs. NY-G, 11/1, (39-50, 505, 7 td, 2 int)
Longest Pass-- 80, Brees, N.O. vs. Dal., 10/4 (OT), (to Spiller, C.J., td)
Longest Pass-- 76, Kaepernick, S.F. vs. Balt., 10/18, (to Smith, Torrey, td)
Passing Touchdowns-- 7, Brees, N.O. vs. NY-G, 11/1, (39-50, 505, 7 td, 2 int)
Rushing Yards-- 169, Rawls, Sea. at Cin., 10/11 (OT), (23-169, 1 td)
Rushing Yards-- 168, Hyde, S.F. vs. Minn., 9/14, (26-168, 2 td)
Rushing Attempts-- 30, (3 times in Non-Overtime Games)
Longest Rush-- 75, Peterson, Minn. at Det., 10/25
Receptions-- 13, Jones, Atl. at NY-G, 9/20, (13-135, 0 td)
Receiving Yards-- 196, Jo. Brown, Ariz. at Pitt., 10/18, (10-196, 0 td)
Kickoff Return Yards-- 158, Ross, Wash. at NY-G, 9/24, (4-158, 1 td)
Kickoff Returns-- 6, D. Johnson, Ariz. at Pitt., 10/18, (6-122, 0 td)
Kickoff Returns-- 6, Abdullah, Det. at K.C., 11/1, (6-151, 0 td)
Longest Kickoff Return-- 108, D. Johnson, Ariz. at Chi., 9/20, td
Punt Return Yards-- 89, Sproles, Phil. at NY-J, 9/27, (3-89, 2 fc, 1 td)
Punt Returns-- 8, Murphy, N.O. at Ind., 10/25, (8-44, 0 fc, 0 td)
Longest Punt Return-- 89, Sproles, Phil. at NY-J, 9/27, td
Interceptions-- 2, Alford, Atl. vs. Wash., 10/11 (OT), (2-76, 1 td)
Interceptions-- 2, (5 times in Non-Overtime Games)
Longest Interception Return-- 91, Greenway, Minn. vs. S.D., 9/27, td
Sacks-- 3.5, Bennett, Sea. at S.F., 10/22
Scrimmage Yards-- 197, Freeman, Atl. vs. Wash., 10/11 (OT), (Rush 27-153, Rec 7-44)
Scrimmage Yards-- 196, Jo. Brown, Ariz. at Pitt., 10/18, (Rush 0-0, Rec 10-196)
Longest Punt-- 73, Ryan, Sea. at St.L., 9/13 (OT)
Longest Punt-- 72, O'Donnell, Chi. at Sea., 9/27
Punts-- 10, O'Donnell, Chi. at Sea., 9/27, (10-477, 47.7)
Punts-- 10, Morstead, N.O. at Ind., 10/25, (10-487, 48.7)
Field Goals Made-- 5, Catanzaro, Ariz. vs. St.L., 10/4, (5-5, 42 lg)
Field Goals Made-- 5, Walsh, Minn. at Det., 10/25, (5-5, 53 lg)
Longest Field Goal-- 61, Zuerlein, St.L. at Minn., 11/8 (OT)
Longest Field Goal-- 58, Brindza, T.B. at Hou., 9/27

WEEK 9 / THROUGH MONDAY, NOVEMBER 9, 2015

NFL / SINGLE-GAME HIGHS / PLAYERS

Most Points-- 21, Santos, K.C. at Cin., 10/4, (0 td, 7 fg, 0 xp, 0 2pt)
Passing Yards-- 505, Brees, N.O. vs. NY-G, 11/1, (39-50, 505, 7 td, 2 int)
Longest Pass-- 88, L. Jones, Pitt. vs. Ariz., 10/18, (to Bryant, Martavis, td)
Passing Touchdowns-- 7, Brees, N.O. vs. NY-G, 11/1, (39-50, 505, 7 td, 2 int)
Rushing Yards-- 175, Miller, Miami vs. Hou., 10/25, (14-175, 1 td)
Rushing Attempts-- 31, Blue, Hou. vs. T.B., 9/27, (31-139, 1 td)
Longest Rush-- 85, Miller, Miami vs. Hou., 10/25, td
Receptions-- 17, Brown, Pitt. vs. Oak., 11/8, (17-284, 0 td)
Receiving Yards-- 284, Brown, Pitt. vs. Oak., 11/8, (17-284, 0 td)
Kickoff Return Yards-- 158, Ross, Wash. at NY-G, 9/24, (4-158, 1 td)
Kickoff Returns-- 6, D. Johnson, Ariz. at Pitt., 10/18, (6-122, 0 td)
Kickoff Returns-- 6, Abdullah, Det. at K.C., 11/1, (6-151, 0 td)
Longest Kickoff Return-- 108, D. Johnson, Ariz. at Chi., 9/20, td
Punt Return Yards-- 154, Benjamin, Clev. vs. Tenn., 9/20, (6-154, 0 fc, 1 td)
Punt Returns-- 8, Murphy, N.O. at Ind., 10/25, (8-44, 0 fc, 0 td)
Longest Punt Return-- 89, Sproles, Phil. at NY-J, 9/27, td
Interceptions-- 2, Alford, Atl. vs. Wash., 10/11 (OT), (2-76, 1 td)
Interceptions-- 2, Dansby, Clev. vs. Denv., 10/18 (OT), (2-41, 1 td)
Interceptions-- 2, (12 times in Non-Overtime Games)
Longest Interception Return-- 91, Greenway, Minn. vs. S.D., 9/27, td
Sacks-- 4.0, Wake, Miami at Tenn., 10/18
Scrimmage Yards-- 306, Brown, Pitt. vs. Oak., 11/8, (Rush 2-22, Rec 17-284)
Longest Punt-- 79, Berry, Pitt. vs. Ariz., 10/18
Punts-- 10, (3 times in Non-Overtime Games)
Field Goals Made-- 7, Santos, K.C. at Cin., 10/4, (7-7, 51 lg)
Longest Field Goal-- 61, Zuerlein, St.L. at Minn., 11/8 (OT)
Longest Field Goal-- 58, Myers, Jax vs. Miami, 9/20
Longest Field Goal-- 58, Brindza, T.B. at Hou., 9/27

WEEK 9 / THROUGH MONDAY, NOVEMBER 9, 2015

300-Yard Passing Games

505, Brees, NO vs. NYG 11/01 (39-50, 7 TD)
503, Rivers, SD at GB 10/18 (43-65, 2 TD)
466, Brady, NE at BUF 09/20 (38-59, 3 TD)
457, McCown, CLE at BAL 10/11 (ot) (36-51, 2 TD)
441, Manning, NYG vs. SF 10/11 (41-54, 3 TD)
421, Palmer, ARI at PIT 10/18 (29-45, 1 TD)
405, Stafford, DET vs. CHI 10/18 (ot) (27-42, 4 TD)
403, Rivers, SD vs. DET 09/13 (34-41, 2 TD)
397, Ryan, ATL vs. TB 11/01 (ot) (37-45, 2 TD)
387, Brees, NO vs. TEN 11/08 (ot) (28-39, 3 TD)
386, A. Smith, KC at CIN 10/04 (31-45, 0 TD)
384, Flacco, BAL at OAK 09/20 (32-45, 2 TD)
383, Dalton, CIN at BAL 09/27 (20-32, 3 TD)
381, Bortles, JAX at NYJ 11/08 (24-40, 2 TD)
374, Palmer, ARI at CLE 11/01 (23-38, 4 TD)
371, Mariota, TEN at NO 11/08 (ot) (28-39, 4 TD)
369, Roethlisberger, PIT vs. SF 09/20 (21-27, 3 TD)
369, A. Rodgers, GB at CAR 11/08 (25-48, 4 TD)
367, Mariota, TEN vs. IND 09/27 (27-44, 2 TD)
365, Rivers, SD vs. PIT 10/12 (35-48, 2 TD)
363, Ryan, ATL at NYG 09/20 (30-46, 1 TD)
362, Flacco, BAL vs. CIN 09/27 (32-49, 2 TD)
359, Tannehill, MIA at JAX 09/20 (30-44, 2 TD)
359, Brees, NO vs. DAL 10/04 (ot) (33-41, 2 TD)
358, Rivers, SD vs. CLE 10/04 (23-38, 3 TD)
358, Brady, NE vs. JAX 09/27 (33-42, 2 TD)
356, Brady, NE vs. MIA 10/29 (26-38, 4 TD)
356, Romo, DAL vs. NYG 09/13 (36-45, 3 TD)
356, McCown, CLE at SD 10/04 (32-41, 2 TD)
355, Brady, NE vs. NYJ 10/25 (34-54, 2 TD)
355, Brees, NO at ARI 09/13 (30-48, 1 TD)
353, Cutler, CHI at DET 10/18 (ot) (26-41, 1 TD)
352, Palmer, ARI vs. STL 10/04 (29-46, 1 TD)
351, Carr, OAK vs. BAL 09/20 (30-46, 3 TD)
351, Roethlisberger, PIT at NE 09/10 (26-38, 1 TD)
350, Manning, NYG at NO 11/01 (30-41, 6 TD)
345, Cutler, CHI at SD 11/09 (27-40, 2 TD)
343, Flacco, BAL at SF 10/18 (33-53, 2 TD)
341, McCown, CLE vs. OAK 09/27 (28-49, 2 TD)
340, Manning, DEN vs. GB 11/01 (21-29, 0 TD)
340, Kaepernick, SF vs. BAL 10/18 (16-27, 2 TD)
336, Rivers, SD vs. OAK 10/25 (38-58, 3 TD)
336, Bradford, PHI at ATL 09/14 (36-52, 1 TD)
335, Kaepernick, SF at PIT 09/20 (33-46, 2 TD)
335, Brees, NO at PHI 10/11 (26-43, 2 TD)
334, Roethlisberger, PIT vs. OAK 11/08 (24-44, 2 TD)
333, Bradford, PHI vs. NO 10/11 (32-45, 2 TD)
333, Carr, OAK vs. NYJ 11/01 (23-36, 4 TD)
333, Luck, IND vs. NO 10/25 (23-44, 3 TD)
333, A. Rodgers, GB vs. KC 09/28 (24-35, 5 TD)
331, Bortles, JAX vs. HOU 10/18 (30-53, 3 TD)
331, Dalton, CIN vs. SEA 10/11 (ot) (30-44, 2 TD)
324, Manning, DEN at DET 09/27 (31-42, 2 TD)
321, Dalton, CIN vs. KC 10/04 (17-24, 1 TD)
319, Flacco, BAL vs. SD 11/01 (25-37, 1 TD)
317, Cousins, WAS vs. TB 10/25 (33-40, 3 TD)
316, Bridgewater, MIN at DET 10/25 (25-35, 2 TD)
316, Cousins, WAS at NYG 09/24 (30-49, 1 TD)
315, Newton, CAR vs. NO 09/27 (20-31, 2 TD)
314, Carr, OAK at CLE 09/27 (20-32, 2 TD)
312, Brees, NO vs. ATL 10/15 (30-39, 1 TD)
312, Hoyer, HOU vs. IND 10/08 (24-31, 2 TD)
312, Luck, IND vs. NE 10/18 (30-50, 3 TD)
312, Brady, NE at IND 10/18 (23-37, 3 TD)
311, Palmer, ARI vs. SF 09/27 (20-32, 2 TD)
310, McCown, NO at CAR 09/27 (31-38, 0 TD)
309, Tannehill, MIA at BUF 11/08 (27-36, 0 TD)
307, Palmer, ARI vs. NO 09/13 (19-32, 3 TD)
303, Bortles, JAX at TB 10/11 (23-33, 4 TD)
303, Ryan, ATL at SF 11/08 (30-45, 1 TD)
301, Carr, OAK at PIT 11/08 (24-44, 4 TD)
301, Rivers, SD at BAL 11/01 (28-37, 3 TD)
300, Tannehill, MIA at NE 10/29 (28-44, 0 TD)

WEEK 9 / THROUGH MONDAY, NOVEMBER 9, 2015

100-Yard Receiving Games

284, Brown, PIT vs. OAK 11/08 (17 rec., 0 TD)
227, Green, CIN at BAL 09/27 (10 rec., 2 TD)
196, Jo. Brown, ARI at PIT 10/18 (10 rec., 0 TD)
195, Brown, PIT vs. SF 09/20 (9 rec., 1 TD)
186, S. Smith, BAL vs. CIN 09/27 (13 rec., 2 TD)
169, Hopkins, HOU vs. IND 10/08 (11 rec., 0 TD)
168, Thomas, DEN vs. GB 11/01 (8 rec., 0 TD)
168, S. Watkins, BUF vs. MIA 11/08 (8 rec., 1 TD)
166, C. Johnson, DET vs. CHI 10/18 (ot) (6 rec., 1 TD)
166, K. Allen, SD vs. DET 09/13 (15 rec., 0 TD)
164, Evans, TB at WAS 10/25 (8 rec., 1 TD)
164, Jones, ATL at DAL 09/27 (12 rec., 2 TD)
162, Jones, ATL vs. TB 11/01 (ot) (12 rec., 1 TD)
157, Hopkins, HOU at ATL 10/04 (9 rec., 0 TD)
157, K. Allen, SD at GB 10/18 (14 rec., 0 TD)
155, A. Robinson, JAX vs. MIA 09/20 (6 rec., 2 TD)
152, Evans, TB vs. NYG 11/08 (8 rec., 0 TD)
151, Jeffery, CHI at SD 11/09 (10 rec., 0 TD)
150, Hilton, IND vs. NO 10/25 (4 rec., 2 TD)
150, S. Smith, BAL at OAK 09/20 (10 rec., 0 TD)
148, Hopkins, HOU at JAX 10/18 (10 rec., 2 TD)
148, Maclin, KC at CIN 10/04 (11 rec., 0 TD)
147, Watson, NO vs. NYG 11/01 (9 rec., 1 TD)
147, Jackson, TB vs. CAR 10/04 (10 rec., 1 TD)
147, Jeffery, CHI at DET 10/18 (ot) (8 rec., 1 TD)
146, Beckham, NYG vs. ATL 09/20 (7 rec., 1 TD)
141, Maclin, KC at GB 09/28 (8 rec., 1 TD)
141, Jones, ATL vs. PHI 09/14 (9 rec., 2 TD)
141, Snead, NO at PHI 10/11 (6 rec., 0 TD)
140, Graham, SEA vs. CAR 10/18 (8 rec., 0 TD)
139, J. Jones, GB vs. KC 09/28 (7 rec., 1 TD)
139, Barnidge, CLE at BAL 10/11 (ot) (8 rec., 1 TD)
137, Bryant, PIT vs. ARI 10/18 (6 rec., 2 TD)
137, Jones, ATL at SF 11/08 (10 rec., 0 TD)
137, S. Smith, BAL at SF 10/18 (7 rec., 1 TD)
135, Jones, ATL at NYG 09/20 (13 rec., 0 TD)
134, Fitzgerald, ARI vs. SF 09/27 (9 rec., 2 TD)
134, Cooper, OAK at CLE 09/27 (8 rec., 0 TD)
134, Olsen, CAR vs. NO 09/27 (8 rec., 2 TD)
133, Matthews, PHI at DAL 11/08 (ot) (9 rec., 1 TD)
133, Brown, PIT at NE 09/10 (9 rec., 1 TD)
133, Cooper, OAK at SD 10/25 (5 rec., 1 TD)
133, K. Allen, SD at MIN 09/27 (12 rec., 2 TD)
131, Olsen, CAR at SEA 10/18 (7 rec., 1 TD)
130, Beckham, NYG at NO 11/01 (8 rec., 3 TD)
129, Diggs, MIN vs. KC 10/18 (7 rec., 0 TD)
128, Marshall, NYJ at MIA 10/04 (7 rec., 0 TD)
127, Washington, HOU at MIA 10/25 (9 rec., 2 TD)
127, Watson, NO vs. ATL 10/15 (10 rec., 1 TD)
124, Brown, PIT at KC 10/25 (6 rec., 0 TD)
122, Hurns, JAX at NYJ 11/08 (5 rec., 1 TD)
122, Moncrief, IND vs. NYJ 09/21 (7 rec., 1 TD)
121, A. Robinson, JAX at NYJ 11/08 (6 rec., 0 TD)
121, Beckham, NYG vs. SF 10/11 (7 rec., 1 TD)
120, Edelman, NE at DAL 10/11 (4 rec., 1 TD)
120, T. Smith, SF at PIT 09/20 (6 rec., 1 TD)
118, Green, CIN at PIT 11/01 (11 rec., 1 TD)
117, Benjamin, CLE vs. DEN 10/18 (ot) (9 rec., 0 TD)
116, Hurns, JAX at IND 10/04 (ot) (11 rec., 1 TD)
116, Thomas, DEN at KC 09/17 (8 rec., 0 TD)
116, Hurns, JAX at TB 10/11 (5 rec., 1 TD)
116, Randle, NYG vs. WAS 09/24 (7 rec., 1 TD)
116, Jeffery, CHI vs. MIN 11/01 (10 rec., 1 TD)
116, Cobb, GB vs. SEA 09/20 (8 rec., 0 TD)
115, Matthews, MIA at JAX 09/20 (6 rec., 0 TD)
115, Benjamin, CLE vs. TEN 09/20 (3 rec., 2 TD)
114, Colston, NO vs. NYG 11/01 (8 rec., 1 TD)
113, Gronkowski, NE vs. MIA 10/29 (6 rec., 1 TD)
113, Gronkowski, NE at BUF 09/20 (7 rec., 1 TD)
113, Matthews, MIA vs. BUF 09/27 (6 rec., 2 TD)
112, Fitzgerald, ARI at CHI 09/20 (8 rec., 3 TD)
112, Beasley, DAL vs. PHI 11/08 (ot) (9 rec., 2 TD)
111, Sanders, DEN at OAK 10/11 (9 rec., 0 TD)
111, Marshall, NYJ vs. WAS 10/18 (7 rec., 1 TD)
111, Clay, BUF vs. NYG 10/04 (9 rec., 0 TD)
111, Thomas, DEN at CLE 10/18 (ot) (10 rec., 0 TD)
111, Crabtree, OAK vs. BAL 09/20 (9 rec., 1 TD)
110, Landry, MIA at JAX 09/20 (8 rec., 0 TD)
110, Seferian-Jenkins, TB vs. TEN 09/13 (5 rec., 2 TD)

109, Marshall, NYJ vs. PHI 09/27 (10 rec., 1 TD)
109, Sanders, DEN at CLE 10/18 (ot) (4 rec., 1 TD)
109, Cooper, OAK vs. BAL 09/20 (7 rec., 1 TD)
108, Gronkowski, NE vs. NYJ 10/25 (11 rec., 1 TD)
108, Brown, PIT at STL 09/27 (11 rec., 0 TD)
108, Diggs, MIN at DET 10/25 (6 rec., 1 TD)
108, Crabtree, OAK at PIT 11/08 (7 rec., 2 TD)
108, Marshall, NYJ at OAK 11/01 (9 rec., 0 TD)
107, Cooks, NO at PHI 10/11 (5 rec., 1 TD)
107, Boldin, SF at NYG 10/11 (8 rec., 1 TD)
106, Floyd, ARI at CLE 11/01 (4 rec., 1 TD)
106, Kelce, KC at HOU 09/13 (6 rec., 2 TD)
106, Moore, DET vs. CHI 10/18 (ot) (5 rec., 1 TD)
105, Amendola, NE at IND 10/18 (7 rec., 0 TD)
105, Washington, HOU vs. KC 09/13 (6 rec., 0 TD)
105, Beckham, NYG at TB 11/08 (9 rec., 0 TD)
105, Miller, PIT vs. CIN 11/01 (10 rec., 0 TD)
105, Barnidge, CLE vs. OAK 09/27 (6 rec., 1 TD)
104, Eifert, CIN at OAK 09/13 (9 rec., 2 TD)
104, Bryant, DAL vs. PHI 11/08 (ot) (5 rec., 1 TD)
103, Tanme, ATL vs. TB 11/01 (ot) (10 rec., 1 TD)
103, Hankerson, ATL vs. HOU 10/04 (6 rec., 1 TD)
102, Boldin, SF vs. BAL 10/18 (5 rec., 0 TD)
102, LaFell, NE vs. WAS 11/08 (5 rec., 0 TD)
102, Daniels, DEN at IND 11/08 (6 rec., 1 TD)
102, Matthews, PHI at ATL 09/14 (10 rec., 0 TD)
102, Britt, STL vs. PIT 09/27 (7 rec., 0 TD)
102, Crabtree, OAK vs. NYJ 11/01 (7 rec., 1 TD)
101, Gronkowski, NE vs. JAX 09/27 (4 rec., 0 TD)
101, Marshall, NYJ at IND 09/21 (7 rec., 1 TD)
101, Barnidge, CLE at STL 10/25 (6 rec., 0 TD)
101, Evans, TB at HOU 09/27 (7 rec., 0 TD)
101, Hopkins, HOU vs. TB 09/27 (8 rec., 1 TD)
101, Wright, TEN at TB 09/13 (4 rec., 1 TD)
100, Dunbar, DAL vs. ATL 09/27 (10 rec., 0 TD)

WEEK 9 / THROUGH MONDAY, NOVEMBER 9, 2015

100-Yard Rushing Games

175, Miller, MIA vs. HOU 10/25 (14 att., 1 TD)
170, D. Williams, PIT vs. OAK 11/08 (27 att., 2 TD)
169, Rawls, SEA at CIN 10/11 (ot) (23 att., 1 TD)
168, Hyde, SF vs. MIN 09/14 (26 att., 2 TD)
166, Ivory, NYJ at MIA 10/04 (29 att., 1 TD)
159, Gurley, STL at GB 10/11 (30 att., 0 TD)
153, Freeman, ATL vs. WAS 10/11 (ot) (27 att., 1 TD)
152, McFadden, DAL at NYG 10/25 (29 att., 1 TD)
150, Forsett, BAL at PIT 10/01 (ot) (27 att., 0 TD)
146, Ivory, NYJ vs. WAS 10/18 (20 att., 1 TD)
146, Gurley, STL at ARI 10/04 (19 att., 0 TD)
143, Ingram, NO at IND 10/25 (14 att., 1 TD)
141, Freeman, ATL at DAL 09/27 (30 att., 3 TD)
141, Forte, CHI vs. GB 09/13 (24 att., 1 TD)
139, Blue, HOU vs. TB 09/27 (31 att., 1 TD)
139, Murray, OAK at CLE 09/27 (26 att., 1 TD)
136, D. Martin, TB at WAS 10/25 (19 att., 0 TD)
134, Peterson, MIN vs. DET 09/20 (29 att., 0 TD)
133, Gurley, STL vs. SF 11/01 (20 att., 1 TD)
129, Bell, PIT vs. BAL 10/01 (ot) (22 att., 1 TD)
129, Blount, NE vs. WAS 11/08 (29 att., 1 TD)
128, Gurley, STL vs. CLE 10/25 (19 att., 2 TD)
127, D. Williams, PIT at NE 09/10 (21 att., 0 TD)
126, Peterson, MIN vs. SD 09/27 (20 att., 2 TD)
125, Charles, KC vs. DEN 09/17 (21 att., 1 TD)
125, Stewart, CAR vs. PHI 10/25 (24 att., 0 TD)
125, Peterson, MIN vs. STL 11/08 (ot) (29 att., 1 TD)
123, D. Martin, TB vs. JAX 10/11 (24 att., 2 TD)
123, Jones, WAS vs. STL 09/20 (19 att., 2 TD)
123, Bernard, CIN vs. SD 09/20 (20 att., 0 TD)
122, C. Johnson, ARI vs. BAL 10/26 (18 att., 1 TD)
122, Lynch, SEA at SF 10/22 (27 att., 1 TD)
121, Morris, WAS vs. MIA 09/13 (25 att., 0 TD)
121, Forsett, BAL vs. CLE 10/11 (ot) (21 att., 1 TD)
121, Bell, PIT at KC 10/25 (17 att., 0 TD)
117, McFadden, DAL vs. PHI 11/08 (ot) (27 att., 0 TD)
116, Freeman, ATL at TEN 10/25 (25 att., 0 TD)
115, Yeldon, JAX vs. BUF 10/25 (20 att., 1 TD)
113, Miller, MIA at TEN 10/18 (19 att., 1 TD)
113, Murray, OAK vs. NYJ 11/01 (20 att., 0 TD)
112, McCoy, BUF vs. MIA 11/08 (16 att., 1 TD)
112, Starks, GB vs. SD 10/18 (10 att., 1 TD)
112, Murray, PHI vs. NYG 10/19 (21 att., 1 TD)
111, Hillman, DEN at CLE 10/18 (ot) (20 att., 0 TD)
111, Bell, PIT at SD 10/12 (21 att., 1 TD)
110, West, KC vs. PIT 10/25 (22 att., 1 TD)
110, C. Johnson, ARI vs. SF 09/27 (22 att., 2 TD)
110, Ka. Williams, BUF vs. MIA 11/08 (9 att., 2 TD)
110, Ka. Williams, BUF at MIA 09/27 (12 att., 1 TD)
109, C. Johnson, ARI at CLE 11/01 (30 att., 0 TD)
108, Mathews, PHI at NYJ 09/27 (24 att., 0 TD)
106, D. Martin, TB vs. CAR 10/04 (20 att., 1 TD)
105, Yeldon, JAX at IND 10/04 (ot) (22 att., 0 TD)
104, Rawls, SEA vs. CHI 09/27 (16 att., 0 TD)
103, Hillman, DEN vs. MIN 10/04 (11 att., 1 TD)
103, Peterson, MIN at CHI 11/01 (20 att., 0 TD)
103, C. Johnson, ARI at DET 10/11 (11 att., 0 TD)
101, C. Anderson, DEN vs. GB 11/01 (14 att., 1 TD)
100, Freeman, ATL at NO 10/15 (13 att., 1 TD)

WEEK 9 / THROUGH MONDAY, NOVEMBER 9, 2015

AFC / LEADING PASSERS

Player, Team	Att	Comp	Pct		Avg	Gain	TD	Pct			Pct	Rating
			Comp	Yds				TD	Long	Int		
Brady, N.E.	328	225	68.6	2709	8.26	22	6.7	59t	2	0.6	113.5	
Dalton, Cin.	258	174	67.4	2226	8.63	18	7.0	80t	4	1.6	111.0	
Taylor, Buf.	149	107	71.8	1278	8.58	10	6.7	63	4	2.7	108.9	
Carr, Oak.	273	174	63.7	2094	7.67	19	7.0	68t	4	1.5	104.3	
*Mariota, Ten.	200	131	65.5	1610	8.05	13	6.5	61t	5	2.5	101.5	
Rivers, S.D.	390	269	69.0	3033	7.78	19	4.9	70t	7	1.8	100.7	
Hoyer, Hou.	215	129	60.0	1581	7.35	13	6.0	42t	3	1.4	97.1	
McCown, Cle.	254	165	65.0	1897	7.47	11	4.3	56	4	1.6	95.2	
Roethlisberger, Pit.	178	119	66.9	1508	8.47	7	3.9	59	6	3.4	92.2	
A. Smith, K.C.	268	170	63.4	1969	7.35	9	3.4	61	3	1.1	92.1	
Fitzpatrick, NY-J	249	154	61.8	1790	7.19	13	5.2	58	7	2.8	89.3	
Tannehill, Mia.	299	192	64.2	2237	7.48	13	4.3	54t	9	3.0	88.7	
Bortles, Jac.	311	175	56.3	2193	7.05	17	5.5	59t	10	3.2	83.2	
Flacco, Bal.	324	205	63.3	2176	6.72	10	3.1	50t	8	2.5	82.8	
Manning, Den.	302	188	62.3	2145	7.10	9	3.0	75t	13	4.3	75.6	
Luck, Ind.	293	162	55.3	1881	6.42	15	5.1	87t	12	4.1	74.9	
Mallett, Hou.	147	78	53.1	770	5.24	3	2.0	48	4	2.7	63.6	

AFC / LEADING PASSERS, RANKS

Player, Team	Att	Comp	Pct		Avg	Gain	TD	Pct			Pct	Rating
			Comp	Yds				TD	Long	Int		
Brady, N.E.	2	2	3	2	4	1	4	1	1	1	1	
Dalton, Cin.	10	7t	4	4	1	4	1	4t	5	2		
Taylor, Buf.	16	16	1	16	2	12t	3	4t	10	3		
Carr, Oak.	8	7t	9	8	7	2t	2	4t	4	4		
*Mariota, Ten.	14	13	6	13	5	7t	5	9	9	5		
Rivers, S.D.	1	1	2	1	6	2t	10	11t	7	6		
Hoyer, Hou.	13	14	14	14	10	7t	6	2t	3	7		
McCown, Cle.	11	10	7	10	9	11	12	4t	6	8		
Roethlisberger, Pit.	15	15	5	15	3	16	13	10	15	9		
A. Smith, K.C.	9	9	10	9	11	14t	14	2t	2	10		
Fitzpatrick, NY-J	12	12	13	12	12	7t	8	11t	12	11		
Tannehill, Mia.	6	4	8	3	8	7t	11	14	13	12		
Bortles, Jac.	4	6	15	5	14	5	7	15	14	13		
Flacco, Bal.	3	3	11	6	15	12t	15	13	8	14		
Manning, Den.	5	5	12	7	13	14t	16	17	17	15		
Luck, Ind.	7	11	16	11	16	6	9	16	16	16		
Mallett, Hou.	17	17	17	17	17	18t	17	4t	11	17		

WEEK 9 / THROUGH MONDAY, NOVEMBER 9, 2015

NFC / LEADING PASSERS

Player, Team	Pct			Avg		Pct			Pct Rating	
	Att	Comp	Yds	Gain	TD	TD	Long	Int	Int	Points
Palmer, Ariz	260	168	64.6	2386	9.18	20	7.7	60t	6	2.3 110.2
A. Rodgers, G.B.	252	163	64.7	1937	7.69	19	7.5	65t	3	1.2 108.2
Brees, N.O.	342	238	69.6	2763	8.08	18	5.3	80t	7	2.0 102.8
Manning, NY-G	340	224	65.9	2339	6.88	19	5.6	67t	6	1.8 96.9
Wilson, Sea.	234	161	68.8	1878	8.03	9	3.8	50	6	2.6 95.0
Ryan, Atl.	357	239	66.9	2702	7.57	12	3.4	55	7	2.0 92.4
Cutler, Chi.	247	155	62.8	1787	7.23	10	4.0	50	5	2.0 89.6
Stafford, Det.	299	193	64.5	2083	6.97	13	4.3	57	11	3.7 84.1
*Winston, T.B.	246	142	57.7	1897	7.71	10	4.1	68	7	2.8 84.0
Bridgewater, Min.	232	149	64.2	1670	7.20	6	2.6	52	6	2.6 83.4
Cousins, Was.	308	206	66.9	1954	6.34	10	3.2	43	9	2.9 82.9
Newton, Car.	246	132	53.7	1820	7.40	14	5.7	59	9	3.7 81.4
Foles, St.L	220	128	58.2	1478	6.72	7	3.2	68	5	2.3 79.7
Bradford, Phi.	310	195	62.9	2061	6.65	10	3.2	62t	10	3.2 79.5
Kaepernick, S.F.	244	144	59.0	1615	6.62	6	2.5	76t	5	2.0 78.5

NFC / LEADING PASSERS, RANKS

Player, Team	Pct			Avg		Pct			Pct Rating	
	Att	Comp	Yds	Gain	TD	TD	Long	Int	Int	Points
Palmer, Ariz	7	7	7	3	1	1	1	5t	8	1
A. Rodgers, G.B.	8	8	6	8	5	2t	2	1	1	2
Brees, N.O.	2	2	1	1	2	4	5	9t	5	3
Manning, NY-G	3	3	5	4	11	2t	4	5t	2	4
Wilson, Sea.	13	9	2	10	3	12	9	5t	9	5
Ryan, Atl.	1	1	3	2	6	7	10	9t	3	6
Cutler, Chi.	9	10	11	12	8	8t	8	2t	4	7
Stafford, Det.	6	6	8	5	10	6	6	15	15	8
*Winston, T.B.	10t	13	14	9	4	8t	7	9t	11	9
Bridgewater, Min.	14	11	9	13	9	14t	14	5t	10	10
Cousins, Was.	5	4	4	7	15	8t	11	12t	12	11
Newton, Car.	10t	14	15	11	7	5	3	12t	14	12
Foles, St.L	15	15	13	15	12	13	13	2t	7	13
Bradford, Phi.	4	5	10	6	13	8t	12	14	13	14
Kaepernick, S.F.	12	12	12	14	14	14t	15	2t	6	15

WEEK 9 / THROUGH MONDAY, NOVEMBER 9, 2015

NFL / LEADING PASSERS

Player, Team	Pct			Yds	Avg		Pct			Pct Rating	
	Att	Comp	Comp		Gain	TD	TD	Long	Int	Int	Points
Brady, N.E.	328	225	68.6	2709	8.26	22	6.7	59t	2	0.6	113.5
Dalton, Cin.	258	174	67.4	2226	8.63	18	7.0	80t	4	1.6	111.0
Palmer, Ariz	260	168	64.6	2386	9.18	20	7.7	60t	6	2.3	110.2
Taylor, Buf.	149	107	71.8	1278	8.58	10	6.7	63	4	2.7	108.9
A. Rodgers, G.B.	252	163	64.7	1937	7.69	19	7.5	65t	3	1.2	108.2
Carr, Oak.	273	174	63.7	2094	7.67	19	7.0	68t	4	1.5	104.3
Brees, N.O.	342	238	69.6	2763	8.08	18	5.3	80t	7	2.0	102.8
*Mariota, Ten.	200	131	65.5	1610	8.05	13	6.5	61t	5	2.5	101.5
Rivers, S.D.	390	269	69.0	3033	7.78	19	4.9	70t	7	1.8	100.7
Hoyer, Hou.	215	129	60.0	1581	7.35	13	6.0	42t	3	1.4	97.1
Manning, NY-G	340	224	65.9	2339	6.88	19	5.6	67t	6	1.8	96.9
McCown, Cle.	254	165	65.0	1897	7.47	11	4.3	56	4	1.6	95.2
Wilson, Sea.	234	161	68.8	1878	8.03	9	3.8	50	6	2.6	95.0
Ryan, Atl.	357	239	66.9	2702	7.57	12	3.4	55	7	2.0	92.4
Roethlisberger, Pit.	178	119	66.9	1508	8.47	7	3.9	59	6	3.4	92.2
A. Smith, K.C.	268	170	63.4	1969	7.35	9	3.4	61	3	1.1	92.1
Cutler, Chi.	247	155	62.8	1787	7.23	10	4.0	50	5	2.0	89.6
Fitzpatrick, NY-J	249	154	61.8	1790	7.19	13	5.2	58	7	2.8	89.3
Tannehill, Mia.	299	192	64.2	2237	7.48	13	4.3	54t	9	3.0	88.7
Stafford, Det.	299	193	64.5	2083	6.97	13	4.3	57	11	3.7	84.1
*Winston, T.B.	246	142	57.7	1897	7.71	10	4.1	68	7	2.8	84.0
Bridgewater, Min.	232	149	64.2	1670	7.20	6	2.6	52	6	2.6	83.4
Bortles, Jac.	311	175	56.3	2193	7.05	17	5.5	59t	10	3.2	83.2
Cousins, Was.	308	206	66.9	1954	6.34	10	3.2	43	9	2.9	82.9
Flacco, Bal.	324	205	63.3	2176	6.72	10	3.1	50t	8	2.5	82.8
Newton, Car.	246	132	53.7	1820	7.40	14	5.7	59	9	3.7	81.4
Foles, St.L	220	128	58.2	1478	6.72	7	3.2	68	5	2.3	79.7
Bradford, Phi.	310	195	62.9	2061	6.65	10	3.2	62t	10	3.2	79.5
Kaepernick, S.F.	244	144	59.0	1615	6.62	6	2.5	76t	5	2.0	78.5
Manning, Den.	302	188	62.3	2145	7.10	9	3.0	75t	13	4.3	75.6
Luck, Ind.	293	162	55.3	1881	6.42	15	5.1	87t	12	4.1	74.9
Mallett, Hou.	147	78	53.1	770	5.24	3	2.0	48	4	2.7	63.6

NFL / LEADING PASSERS, RANKS

Player, Team	Pct			Yds	Avg		Pct			Pct Rating	
	Att	Comp	Comp		Gain	TD	TD	Long	Int	Int	Points
Brady, N.E.	5	4	5	3	5	1	6				1
Dalton, Cin.	17	13t	6	8	2	7t	3		5t	6	2
Palmer, Ariz	16	16	14	5	1	2	1		14t	15	3
Taylor, Buf.	31	31	1	31	3	19t	5		5t	20	4
A. Rodgers, G.B.	19	18	13	17	11	3t	2		2t	3	5
Carr, Oak.	14	13t	18	12	12	3t	4		5t	5	6
Brees, N.O.	3	3	2	2	6	7t	12		19t	12	7
*Mariota, Ten.	29	27	11	27	7	12t	7		10t	17	8
Rivers, S.D.	1	1	3	1	9	3t	15		19t	9	9
Hoyer, Hou.	28	28	25	28	17	12t	8		2t	4	10
Manning, NY-G	4	5	10	6	25	3t	10		14t	8	11
McCown, Cle.	18	17	12	18t	15	18	18		5t	7	12
Wilson, Sea.	25	20	4	21	8	25t	22		14t	18	13
Ryan, Atl.	2	2	7	4	13	17	23		19t	10	14
Roethlisberger, Pit.	30	30	9	29	4	28t	21		14t	28	15
A. Smith, K.C.	15	15	19	15	18	25t	24		2t	2	16
Cutler, Chi.	21	21	22	24	19	19t	20		10t	11	17
Fitzpatrick, NY-J	20	22	24	23	21	12t	13		19t	22	18
Tannehill, Mia.	11t	10	17	7	14	12t	16t		25t	25	19
Stafford, Det.	11t	9	15	13	24	12t	16t		30	30	20
*Winston, T.B.	22t	25	28	18t	10	19t	19		19t	23	21
Bridgewater, Min.	26	23	16	25	20	30t	30		14t	19	22
Bortles, Jac.	7	12	29	9	23	9	11		28t	26	23
Cousins, Was.	9	6	8	16	31	19t	25		25t	24	24
Flacco, Bal.	6	7	20	10	27	19t	28		24	16	25
Newton, Car.	22t	26	31	22	16	11	9		25t	29	26
Foles, St.L	27	29	27	30	26	28t	27		10t	14	27
Bradford, Phi.	8	8	21	14	28	19t	26		28t	27	28
Kaepernick, S.F.	24	24	26	26	29	30t	31		10t	13	29
Manning, Den.	10	11	23	11	22	25t	29		32	32	30
Luck, Ind.	13	19	30	20	30	10	14		31	31	31
Mallett, Hou.	32	32	32	32	32	34t	32		5t	21	32

WEEK 9 / THROUGH MONDAY, NOVEMBER 9, 2015

AFC / FOURTH-QUARTER PASSING LEADERS

Rank	Player, Team	Att	Comp	Comp%	Yards	YPA	TD	TD%	Int	Int%	Rating
1)	Brady, N.E.	69	52	75.4	630	9.13	8	11.6	0	0.0	141.6
2)	Taylor, Buf.	38	27	71.1	399	10.50	5	13.2	1	2.6	133.7
3)	Dalton, Cin.	58	40	69.0	562	9.69	6	10.3	2	3.4	120.0
4)	McGloin, Oak.	21	16	76.2	94	4.48	2	9.5	0	0.0	116.0
5)	Rivers, S.D.	117	80	68.4	1007	8.61	7	6.0	2	1.7	107.7
6)	Hoyer, Hou.	67	40	59.7	515	7.69	6	9.0	1	1.5	107.5
7)	McCown, Cle.	66	45	68.2	611	9.26	5	7.6	3	4.5	103.8
8)	Luck, Ind.	114	67	58.8	827	7.25	9	7.9	3	2.6	96.6
9)	Manuel, Buf.	28	16	57.1	231	8.25	1	3.6	0	0.0	96.0
10)	A. Smith, K.C.	77	47	61.0	616	8.00	3	3.9	1	1.3	93.9
11)	Roethlisberger, Pit.	43	27	62.8	348	8.09	4	9.3	3	7.0	90.1
12)	Fitzpatrick, NY-J	55	31	56.4	358	6.51	4	7.3	2	3.6	85.3
13)	G. Smith, NY-J	22	12	54.5	112	5.09	1	4.5	0	0.0	83.9
14)	Tannehill, Mia.	103	58	56.3	698	6.78	4	3.9	3	2.9	78.1
15)	Manning, Den.	64	35	54.7	490	7.66	4	6.3	4	6.3	74.3
16)	Manziel, Cle.	35	16	45.7	182	5.20	1	2.9	0	0.0	71.4
17)	Mallett, Hou.	37	18	48.6	242	6.54	1	2.7	1	2.7	67.6
18)	Flacco, Bal.	102	52	51.0	613	6.01	3	2.9	3	2.9	67.2
19)	Bortles, Jac.	102	49	48.0	701	6.87	5	4.9	5	4.9	66.7
20)	*Mariota, Ten.	55	32	58.2	345	6.27	2	3.6	3	5.5	66.1
21)	Carr, Oak.	74	41	55.4	405	5.47	2	2.7	3	4.1	63.2
22)	Mettenberger, Ten.	28	18	64.3	176	6.29	0	0.0	2	7.1	52.1

NFC / FOURTH-QUARTER PASSING LEADERS

Rank	Player, Team	Att	Comp	Comp%	Yards	YPA	TD	TD%	Int	Int%	Rating
1)	Palmer, Ariz	64	44	68.8	579	9.05	7	10.9	1	1.6	127.0
2)	A. Rodgers, G.B.	59	41	69.5	501	8.49	5	8.5	1	1.7	116.6
3)	Manning, NY-G	80	50	62.5	571	7.14	6	7.5	1	1.3	103.7
4)	Weeden, Dal.	39	29	74.4	297	7.62	2	5.1	1	2.6	102.2
5)	Ryan, Atl.	89	65	73.0	707	7.94	4	4.5	2	2.2	101.7
6)	Newton, Car.	54	32	59.3	411	7.61	4	7.4	1	1.9	100.2
7)	Brees, N.O.	104	67	64.4	773	7.43	4	3.8	2	1.9	91.5
8)	Cutler, Chi.	74	44	59.5	508	6.86	5	6.8	2	2.7	91.5
9)	Kaepernick, S.F.	72	39	54.2	542	7.53	4	5.6	1	1.4	91.3
10)	Bradford, Phi.	66	46	69.7	513	7.77	2	3.0	2	3.0	90.0
11)	Cousins, Was.	119	77	64.7	742	6.24	4	3.4	1	0.8	89.7
12)	Wilson, Sea.	62	42	67.7	425	6.85	1	1.6	1	1.6	85.8
13)	*Winston, T.B.	72	43	59.7	511	7.10	2	2.8	1	1.4	84.9
14)	Bridgewater, Min.	50	35	70.0	413	8.26	1	2.0	2	4.0	84.8
15)	Stafford, Det.	97	60	61.9	639	6.59	4	4.1	3	3.1	81.9
16)	Foles, St.L	54	28	51.9	401	7.43	3	5.6	3	5.6	71.6
17)	Cassel, Buf.-Dal.	30	16	53.3	188	6.27	2	6.7	2	6.7	67.1
18)	Orlovsky, Det.	33	17	51.5	154	4.67	1	3.0	1	3.0	61.9

WEEK 9 / THROUGH MONDAY, NOVEMBER 9, 2015

NFL / FOURTH-QUARTER PASSING LEADERS

Rank	Player, Team	Att	Comp	Comp%	Yards	YPA	TD	TD%	Int	Int%	Rating
1)	Brady, N.E.	69	52	75.4	630	9.13	8	11.6	0	0.0	141.6
2)	Taylor, Buf.	38	27	71.1	399	10.50	5	13.2	1	2.6	133.7
3)	Palmer, Ariz	64	44	68.8	579	9.05	7	10.9	1	1.6	127.0
4)	Dalton, Cin.	58	40	69.0	562	9.69	6	10.3	2	3.4	120.0
5)	A. Rodgers, G.B.	59	41	69.5	501	8.49	5	8.5	1	1.7	116.6
6)	McGloin, Oak.	21	16	76.2	94	4.48	2	9.5	0	0.0	116.0
7)	Rivers, S.D.	117	80	68.4	1007	8.61	7	6.0	2	1.7	107.7
8)	Hoyer, Hou.	67	40	59.7	515	7.69	6	9.0	1	1.5	107.5
9)	McCown, Cle.	66	45	68.2	611	9.26	5	7.6	3	4.5	103.8
10)	Manning, NY-G	80	50	62.5	571	7.14	6	7.5	1	1.3	103.7
11)	Weeden, Dal.	39	29	74.4	297	7.62	2	5.1	1	2.6	102.2
12)	Ryan, Atl.	89	65	73.0	707	7.94	4	4.5	2	2.2	101.7
13)	Newton, Car.	54	32	59.3	411	7.61	4	7.4	1	1.9	100.2
14)	Luck, Ind.	114	67	58.8	827	7.25	9	7.9	3	2.6	96.6
15)	Manuel, Buf.	28	16	57.1	231	8.25	1	3.6	0	0.0	96.0
16)	A. Smith, K.C.	77	47	61.0	616	8.00	3	3.9	1	1.3	93.9
17)	Brees, N.O.	104	67	64.4	773	7.43	4	3.8	2	1.9	91.5
18)	Cutler, Chi.	74	44	59.5	508	6.86	5	6.8	2	2.7	91.5
19)	Kaepernick, S.F.	72	39	54.2	542	7.53	4	5.6	1	1.4	91.3
20)	Roethlisberger, Pit.	43	27	62.8	348	8.09	4	9.3	3	7.0	90.1
21)	Bradford, Phi.	66	46	69.7	513	7.77	2	3.0	2	3.0	90.0
22)	Cousins, Was.	119	77	64.7	742	6.24	4	3.4	1	0.8	89.7
23)	Wilson, Sea.	62	42	67.7	425	6.85	1	1.6	1	1.6	85.8
24)	Fitzpatrick, NY-J	55	31	56.4	358	6.51	4	7.3	2	3.6	85.3
25)	*Winston, T.B.	72	43	59.7	511	7.10	2	2.8	1	1.4	84.9
26)	Bridgewater, Min.	50	35	70.0	413	8.26	1	2.0	2	4.0	84.8
27)	G. Smith, NY-J	22	12	54.5	112	5.09	1	4.5	0	0.0	83.9
28)	Stafford, Det.	97	60	61.9	639	6.59	4	4.1	3	3.1	81.9
29)	Tannehill, Mia.	103	58	56.3	698	6.78	4	3.9	3	2.9	78.1
30)	Manning, Den.	64	35	54.7	490	7.66	4	6.3	4	6.3	74.3
31)	Foles, St.L	54	28	51.9	401	7.43	3	5.6	3	5.6	71.6
32)	Manziel, Cle.	35	16	45.7	182	5.20	1	2.9	0	0.0	71.4
33)	Mallett, Hou.	37	18	48.6	242	6.54	1	2.7	1	2.7	67.6
34)	Flacco, Bal.	102	52	51.0	613	6.01	3	2.9	3	2.9	67.2
35)	Cassel, Buf.-Dal.	30	16	53.3	188	6.27	2	6.7	2	6.7	67.1
36)	Bortles, Jac.	102	49	48.0	701	6.87	5	4.9	5	4.9	66.7
37)	*Mariota, Ten.	55	32	58.2	345	6.27	2	3.6	3	5.5	66.1
38)	Carr, Oak.	74	41	55.4	405	5.47	2	2.7	3	4.1	63.2
39)	Orlovsky, Det.	33	17	51.5	154	4.67	1	3.0	1	3.0	61.9
40)	Mettenberger, Ten.	28	18	64.3	176	6.29	0	0.0	2	7.1	52.1

WEEK 9 / THROUGH MONDAY, NOVEMBER 9, 2015

AFC / THIRD-DOWN PASSING LEADERS

Rank	Player, Team	Att	Comp	Comp%	Yards	YPA	TD	TD%	Int	Int%	Rating
1)	McCown, Cle.	70	51	72.9	791	11.30	7	10.0	1	1.4	137.3
2)	Brady, N.E.	68	48	70.6	576	8.47	5	7.4	1	1.5	114.6
3)	Taylor, Buf.	43	29	67.4	327	7.60	4	9.3	2	4.7	101.6
4)	Dalton, Cin.	62	43	69.4	679	10.95	4	6.5	4	6.5	100.1
5)	Roethlisberger, Pit.	48	31	64.6	597	12.44	1	2.1	2	4.2	97.3
6)	*Mariota, Ten.	52	32	61.5	392	7.54	3	5.8	1	1.9	96.0
7)	Luck, Ind.	70	40	57.1	482	6.89	6	8.6	2	2.9	95.1
8)	Hoyer, Hou.	61	35	57.4	395	6.48	4	6.6	1	1.6	91.9
9)	Carr, Oak.	80	50	62.5	646	8.08	3	3.8	2	2.5	89.9
10)	A. Smith, K.C.	69	42	60.9	461	6.68	2	2.9	1	1.4	84.3
11)	Tannehill, Mia.	69	40	58.0	383	5.55	3	4.3	1	1.4	82.0
12)	Rivers, S.D.	93	58	62.4	768	8.26	3	3.2	4	4.3	81.3
13)	Fitzpatrick, NY-J	71	43	60.6	586	8.25	2	2.8	3	4.2	78.7
14)	Bortles, Jac.	77	35	45.5	507	6.58	4	5.2	3	3.9	68.5
15)	Manning, Den.	91	54	59.3	566	6.22	4	4.4	6	6.6	64.6
16)	Mallett, Hou.	42	26	61.9	177	4.21	1	2.4	2	4.8	59.3
17)	Flacco, Bal.	79	42	53.2	468	5.92	2	2.5	4	5.1	58.4

NFC / THIRD-DOWN PASSING LEADERS

Rank	Player, Team	Att	Comp	Comp%	Yards	YPA	TD	TD%	Int	Int%	Rating
1)	Palmer, Ariz	62	41	66.1	588	9.48	7	11.3	0	0.0	134.3
2)	Cutler, Chi.	71	47	66.2	725	10.21	3	4.2	1	1.4	108.0
3)	Manning, NY-G	91	58	63.7	692	7.60	5	5.5	2	2.2	96.0
4)	Wilson, Sea.	62	37	59.7	499	8.05	3	4.8	1	1.6	94.8
5)	A. Rodgers, G.B.	58	33	56.9	448	7.72	3	5.2	1	1.7	91.7
6)	Bridgewater, Min.	72	45	62.5	561	7.79	3	4.2	2	2.8	88.9
7)	Cousins, Was.	93	65	69.9	610	6.56	5	5.4	4	4.3	87.7
8)	Ryan, Atl.	95	57	60.0	649	6.83	4	4.2	2	2.1	85.8
9)	Brees, N.O.	97	66	68.0	842	8.68	1	1.0	3	3.1	85.5
10)	Newton, Car.	68	32	47.1	496	7.29	4	5.9	2	2.9	79.0
11)	*Winston, T.B.	80	46	57.5	593	7.41	4	5.0	5	6.3	71.5
12)	Kaepernick, S.F.	74	41	55.4	453	6.12	2	2.7	3	4.1	65.9
13)	Foles, St.L	84	39	46.4	446	5.31	5	6.0	4	4.8	62.9
14)	Bradford, Phi.	82	40	48.8	341	4.16	1	1.2	2	2.4	54.0
15)	Stafford, Det.	74	40	54.1	418	5.65	2	2.7	7	9.5	40.3

NFL / THIRD-DOWN PASSING LEADERS

Rank	Player, Team	Att	Comp	Comp%	Yards	YPA	TD	TD%	Int	Int%	Rating
1)	McCown, Cle.	70	51	72.9	791	11.30	7	10.0	1	1.4	137.3
2)	Palmer, Ariz	62	41	66.1	588	9.48	7	11.3	0	0.0	134.3
3)	Brady, N.E.	68	48	70.6	576	8.47	5	7.4	1	1.5	114.6
4)	Cutler, Chi.	71	47	66.2	725	10.21	3	4.2	1	1.4	108.0
5)	Taylor, Buf.	43	29	67.4	327	7.60	4	9.3	2	4.7	101.6
6)	Dalton, Cin.	62	43	69.4	679	10.95	4	6.5	4	6.5	100.1
7)	Roethlisberger, Pit.	48	31	64.6	597	12.44	1	2.1	2	4.2	97.3
8)	Manning, NY-G	91	58	63.7	692	7.60	5	5.5	2	2.2	96.0
9)	*Mariota, Ten.	52	32	61.5	392	7.54	3	5.8	1	1.9	96.0
10)	Luck, Ind.	70	40	57.1	482	6.89	6	8.6	2	2.9	95.1
11)	Wilson, Sea.	62	37	59.7	499	8.05	3	4.8	1	1.6	94.8
12)	Hoyer, Hou.	61	35	57.4	395	6.48	4	6.6	1	1.6	91.9
13)	A. Rodgers, G.B.	58	33	56.9	448	7.72	3	5.2	1	1.7	91.7
14)	Carr, Oak.	80	50	62.5	646	8.08	3	3.8	2	2.5	89.9
15)	Bridgewater, Min.	72	45	62.5	561	7.79	3	4.2	2	2.8	88.9
16)	Cousins, Was.	93	65	69.9	610	6.56	5	5.4	4	4.3	87.7
17)	Ryan, Atl.	95	57	60.0	649	6.83	4	4.2	2	2.1	85.8
18)	Brees, N.O.	97	66	68.0	842	8.68	1	1.0	3	3.1	85.5
19)	A. Smith, K.C.	69	42	60.9	461	6.68	2	2.9	1	1.4	84.3
20)	Tannehill, Mia.	69	40	58.0	383	5.55	3	4.3	1	1.4	82.0
21)	Rivers, S.D.	93	58	62.4	768	8.26	3	3.2	4	4.3	81.3
22)	Newton, Car.	68	32	47.1	496	7.29	4	5.9	2	2.9	79.0
23)	Fitzpatrick, NY-J	71	43	60.6	586	8.25	2	2.8	3	4.2	78.7
24)	*Winston, T.B.	80	46	57.5	593	7.41	4	5.0	5	6.3	71.5
25)	Bortles, Jac.	77	35	45.5	507	6.58	4	5.2	3	3.9	68.5
26)	Kaepernick, S.F.	74	41	55.4	453	6.12	2	2.7	3	4.1	65.9
27)	Manning, Den.	91	54	59.3	566	6.22	4	4.4	6	6.6	64.6
28)	Foles, St.L	84	39	46.4	446	5.31	5	6.0	4	4.8	62.9
29)	Mallett, Hou.	42	26	61.9	177	4.21	1	2.4	2	4.8	59.3
30)	Flacco, Bal.	79	42	53.2	468	5.92	2	2.5	4	5.1	58.4
31)	Bradford, Phi.	82	40	48.8	341	4.16	1	1.2	2	2.4	54.0
32)	Stafford, Det.	74	40	54.1	418	5.65	2	2.7	7	9.5	40.3

WEEK 9 / THROUGH MONDAY, NOVEMBER 9, 2015

AFC / LEADING RUSHERS

Rank	Player, Team	Att	Yards	Avg	Long	TD
1)	Murray, Oak.	132	630	4.8	54	3
2)	Gore, Ind.	148	599	4.0	25	4
3)	Forsett, Bal.	133	562	4.2	33	2
4)	Bell, Pit.	113	556	4.9	42	3
5)	Ivory, NY-J	138	544	3.9	54	6
6)	Bernard, Cin.	91	511	5.6	28	2
7)	D. Williams, Pit.	90	480	5.3	55	5
8)	Miller, Mia.	91	478	5.3	85t	5
9)	*Yeldon, Jac.	115	470	4.1	45	1
10)	Blount, N.E.	98	447	4.6	38t	5
11)	McCoy, Buf.	94	416	4.4	48t	2
12)	*Gordon, S.D.	114	413	3.6	27	0
13)	Hillman, Den.	92	384	4.2	72t	4
14)	Charles, K.C.	71	364	5.1	34t	4
15)	J. Hill, Cin.	104	344	3.3	15	5
16)	*Ka. Williams, Buf.	51	336	6.6	41t	5
17)	Crowell, Cle.	101	333	3.3	32	1
18)	C. Anderson, Den.	88	315	3.6	28t	1
19)	Andrews, Ten.	73	290	4.0	38	2
20)	West, K.C.	63	288	4.6	36	2
21)	Blue, Hou.	74	273	3.7	20t	1
22)	Lewis, N.E.	49	234	4.8	13	2
23)	Taylor, Buf. (QB)	41	231	5.6	31	2
24)	Woodhead, S.D.	58	230	4.0	19	2
25)	McCluster, Ten.	46	210	4.6	44	0
26)	A. Smith, K.C. (QB)	36	202	5.6	49	1
27)	Luck, Ind. (QB)	33	196	5.9	25	0
28)	*D. Johnson, Cle.	59	179	3.0	20	0
29)	Bortles, Jac. (QB)	27	178	6.6	28	0
30t)	*Allen, Bal.	37	163	4.4	44	0
30t)	Foster, Hou.	63	163	2.6	16	1
32)	Sankey, Ten.	39	159	4.1	16	1
33)	Polk, Hou.	48	156	3.3	17	1
34)	B. Powell, NY-J	38	129	3.4	23	0
35)	Fitzpatrick, NY-J (QB)	30	124	4.1	19	1
36)	Gray, Mia.	31	122	3.9	16	0
37)	Oliver, S.D.	31	108	3.5	15	0
38)	Vick, Pit. (QB)	20	99	5.0	24	0
39)	Landry, Mia. (WR)	12	95	7.9	22t	1
40)	Stacy, NY-J	31	89	2.9	18	1
41)	McCown, Cle. (QB)	18	86	4.8	13	1
42)	*Mariota, Ten. (QB)	11	77	7.0	22	0
43)	Manziel, Cle. (QB)	14	73	5.2	14	0
44)	Jones, Oak.	14	70	5.0	19	0
45)	Dalton, Cin. (QB)	39	62	1.6	8	2
46)	Turbin, Cle.	18	60	3.3	22	0
47)	Manuel, Buf. (QB)	15	58	3.9	16	1
48)	Grimes, Hou.	14	54	3.9	21	0
49t)	Davis, K.C.	21	51	2.4	10	1
49t)	West, Ten.	16	51	3.2	12	0

WEEK 9 / THROUGH MONDAY, NOVEMBER 9, 2015

NFC / LEADING RUSHERS

Rank	Player, Team	Att	Yards	Avg	Long	TD
1)	Peterson, Min.	169	758	4.5	75	4
2)	Freeman, Atl.	164	721	4.4	25t	9
3)	C. Johnson, Ariz	141	676	4.8	62	3
4)	*Gurley, St.L	118	664	5.6	71t	4
5)	D. Martin, T.B.	143	643	4.5	49	3
6)	Ingram, N.O.	140	584	4.2	44	5
7)	Stewart, Car.	147	571	3.9	36	3
8)	Forte, Chi.	136	548	4.0	27	2
9)	Hyde, S.F.	115	470	4.1	22	3
10)	McFadden, Dal.	113	462	4.1	22	2
11)	Mathews, Phi.	67	409	6.1	63t	4
12)	Murray, Phi.	106	390	3.7	30	4
13)	*Rawls, Sea.	69	376	5.4	69t	1
14)	Lynch, Sea.	103	375	3.6	24	2
15)	Jennings, NY-G	94	364	3.9	27	1
16)	Newton, Car. (QB)	73	343	4.7	23	5
17)	Starks, G.B.	78	334	4.3	65t	1
18)	Randle, Dal.	76	315	4.1	37t	4
19)	Morris, Was.	95	312	3.3	35	0
20)	Lacy, G.B.	83	308	3.7	16	2
21)	Wilson, Sea. (QB)	58	303	5.2	24	0
22)	Sims, T.B.	61	284	4.7	59	0
23)	*Jones, Was.	74	276	3.7	39t	3
24)	Kaepernick, S.F. (QB)	45	256	5.7	15	1
25)	*Abdullah, Det.	63	225	3.6	24t	1
26)	A. Rodgers, G.B. (QB)	35	213	6.1	18	0
27)	Austin, St.L (WR)	25	207	8.3	22	2
28)	*Coleman, Atl.	42	183	4.4	20	1
29)	Robinson, N.O.	56	180	3.2	14	4
30)	Williams, NY-G	61	177	2.9	35	1
31)	Vereen, NY-G	41	174	4.2	39	0
32)	Ellington, Ariz	24	160	6.7	63t	2
33)	*Langford, Chi.	45	152	3.4	16	3
34)	Sproles, Phi.	36	143	4.0	27	1
35)	Thompson, Was.	19	120	6.3	42	0
36)	*Winston, T.B. (QB)	27	115	4.3	21	3
37)	*D. Johnson, Ariz	25	109	4.4	14	3
38)	McKinnon, Min.	25	106	4.2	16	0
39t)	Bell, Det.	30	99	3.3	32	1
39t)	Tolbert, Car.	23	99	4.3	13	1
41)	Mason, St.L	38	98	2.6	13	0
42)	Darkwa, NY-G	18	94	5.2	17	1
43)	Bridgewater, Min. (QB)	24	93	3.9	19	2
44)	Cutler, Chi. (QB)	19	91	4.8	12	1
45)	Spiller, N.O.	22	86	3.9	11	0
46)	*Ward, Atl.	19	72	3.8	13	1
47t)	B. Cunningham, St.L	24	68	2.8	12	0
47t)	Draughn, Cle.-S.F.	18	68	3.8	30	0
49t)	Dunbar, Dal.	5	67	13.4	45	0
49t)	Stafford, Det. (QB)	15	67	4.5	11	0

WEEK 9 / THROUGH MONDAY, NOVEMBER 9, 2015

NFL / LEADING RUSHERS

Rank	Player, Team	Att	Yards	Avg	Long	TD
1)	Peterson, Min.	169	758	4.5	75	4
2)	Freeman, Atl.	164	721	4.4	25t	9
3)	C. Johnson, Ariz	141	676	4.8	62	3
4)	*Gurley, St.L	118	664	5.6	71t	4
5)	D. Martin, T.E.	143	643	4.5	49	3
6)	Murray, Oak.	132	630	4.8	54	3
7)	Gore, Ind.	148	599	4.0	25	4
8)	Ingram, N.O.	140	584	4.2	44	5
9)	Stewart, Car.	147	571	3.9	36	3
10)	Forsett, Bal.	133	562	4.2	33	2
11)	Bell, Pit.	113	556	4.9	42	3
12)	Forte, Chi.	136	548	4.0	27	2
13)	Ivory, NY-J	138	544	3.9	54	6
14)	Bernard, Cin.	91	511	5.6	28	2
15)	D. Williams, Pit.	90	480	5.3	55	5
16)	Miller, Mia.	91	478	5.3	85t	5
17t)	Hyde, S.F.	115	470	4.1	22	3
17t)	*Yeldon, Jac.	115	470	4.1	45	1
19)	McFadden, Dal.	113	462	4.1	22	2
20)	Blount, N.E.	98	447	4.6	38t	5
21)	McCoy, Buf.	94	416	4.4	48t	2
22)	*Gordon, S.D.	114	413	3.6	27	0
23)	Mathews, Phi.	67	409	6.1	63t	4
24)	Murray, Phi.	106	390	3.7	30	4
25)	Hillman, Den.	92	384	4.2	72t	4
26)	*Rawls, Sea.	69	376	5.4	69t	1
27)	Lynch, Sea.	103	375	3.6	24	2
28t)	Charles, K.C.	71	364	5.1	34t	4
28t)	Jennings, NY-G	94	364	3.9	27	1
30)	J. Hill, Cin.	104	344	3.3	15	5
31)	Newton, Car. (QB)	73	343	4.7	23	5
32)	*Ka. Williams, Buf.	51	336	6.6	41t	5
33)	Starks, G.E.	78	334	4.3	65t	1
34)	Crowell, Cle.	101	333	3.3	32	1
35t)	C. Anderson, Den.	88	315	3.6	28t	1
35t)	Randle, Dal.	76	315	4.1	37t	4
37)	Morris, Was.	95	312	3.3	35	0
38)	Lacy, G.B.	83	308	3.7	16	2
39)	Wilson, Sea. (QB)	58	303	5.2	24	0
40)	Andrews, Ten.	73	290	4.0	38	2
41)	West, K.C.	63	288	4.6	36	2
42)	Sims, T.B.	61	284	4.7	59	0
43)	*Jones, Was.	74	276	3.7	39t	3
44)	Blue, Hou.	74	273	3.7	20t	1
45)	Kaepernick, S.F. (QB)	45	256	5.7	15	1
46)	Lewis, N.E.	49	234	4.8	13	2
47)	Taylor, Buf. (QB)	41	231	5.6	31	2
48)	Woodhead, S.D.	58	230	4.0	19	2
49)	*Abdullah, Det.	63	225	3.6	24t	1
50)	A. Rodgers, G.B. (QB)	35	213	6.1	18	0

WEEK 9 / THROUGH MONDAY, NOVEMBER 9, 2015

AFC / THIRD-AND-ONE RUSHING LEADERS

Rank	Player, Team	Att	FD	Pct
1t)	McCown, Cle.	4	4	100.0
1t)	Murray, Oak.	4	4	100.0
1t)	West, K.C.	4	4	100.0
1t)	Bernard, Cin.	3	3	100.0
1t)	Bortles, Jac.	3	3	100.0
1t)	Woodhead, S.D.	3	3	100.0
1t)	Fitzpatrick, NY-J	2	2	100.0
1t)	Foster, Hou.	2	2	100.0
1t)	*Fowler, Ten.	2	2	100.0
1t)	Frosch, Hou.	2	2	100.0
1t)	A. Smith, K.C.	2	2	100.0
12)	Brady, N.E.	6	5	83.3
13t)	*Gordon, S.D.	5	4	80.0
13t)	Gore, Ind.	5	4	80.0
15)	Manuel, Buf.	4	3	75.0
16t)	C. Anderson, Den.	3	2	66.7
16t)	Hillman, Den.	3	2	66.7
18)	Blount, N.E.	8	5	62.5
19)	J. Hill, Cin.	5	3	60.0
20t)	Ivory, NY-J	8	4	50.0
20t)	Miller, Mia.	4	2	50.0
22)	Forsett, Bal.	7	3	42.9

NFC / THIRD-AND-ONE RUSHING LEADERS

Rank	Player, Team	Att	FD	Pct
1t)	Murray, Phi.	6	6	100.0
1t)	C. Johnson, Ariz	3	3	100.0
1t)	*Abdullah, Det.	2	2	100.0
1t)	B. Cunningham, St.L	2	2	100.0
1t)	Rodgers, Chi.	2	2	100.0
1t)	Sproles, Phi.	2	2	100.0
7t)	Ingram, N.O.	8	6	75.0
7t)	*Jones, Was.	4	3	75.0
7t)	Peterson, Min.	4	3	75.0
10)	Freeman, Atl.	7	5	71.4
11t)	Lynch, Sea.	9	6	66.7
11t)	*D. Johnson, Ariz	3	2	66.7
11t)	Lacy, G.B.	3	2	66.7
11t)	Newton, Car.	3	2	66.7
11t)	Sims, T.B.	3	2	66.7
16)	McFadden, Dal.	4	2	50.0
17)	Forte, Chi.	6	2	33.3

WEEK 9 / THROUGH MONDAY, NOVEMBER 9, 2015

NFL / THIRD-AND-ONE RUSHING LEADERS

Rank	Player, Team	Att	FD	Pct
1t)	Murray, Phi.	6	6	100.0
1t)	McCown, Cle.	4	4	100.0
1t)	Murray, Oak.	4	4	100.0
1t)	West, K.C.	4	4	100.0
1t)	Bernard, Cin.	3	3	100.0
1t)	Bortles, Jac.	3	3	100.0
1t)	C. Johnson, Ariz	3	3	100.0
1t)	Woodhead, S.D.	3	3	100.0
1t)	*Abdullah, Det.	2	2	100.0
1t)	B. Cunningham, St.L	2	2	100.0
1t)	Fitzpatrick, NY-J	2	2	100.0
1t)	Foster, Hou.	2	2	100.0
1t)	*Fowler, Ten.	2	2	100.0
1t)	Prosch, Hou.	2	2	100.0
1t)	Rodgers, Chi.	2	2	100.0
1t)	A. Smith, K.C.	2	2	100.0
1t)	Sproles, Phi.	2	2	100.0
18)	Brady, N.E.	6	5	83.3
19t)	*Gordon, S.D.	5	4	80.0
19t)	Gore, Ind.	5	4	80.0
21t)	Ingram, N.O.	8	6	75.0
21t)	*Jones, Was.	4	3	75.0
21t)	Manuel, Buf.	4	3	75.0
21t)	Peterson, Min.	4	3	75.0
25)	Freeman, Atl.	7	5	71.4
26t)	Lynch, Sea.	9	6	66.7
26t)	C. Anderson, Den.	3	2	66.7
26t)	Hillman, Den.	3	2	66.7
26t)	*D. Johnson, Ariz	3	2	66.7
26t)	Lacy, G.B.	3	2	66.7
26t)	Newton, Car.	3	2	66.7
26t)	Sims, T.B.	3	2	66.7
33)	Blount, N.E.	8	5	62.5
34)	J. Hill, Cin.	5	3	60.0
35t)	Ivory, NY-J	8	4	50.0
35t)	McFadden, Dal.	4	2	50.0
35t)	Miller, Mia.	4	2	50.0
38)	Forsett, Bal.	7	3	42.9
39)	Forste, Chi.	6	2	33.3

WEEK 9 / THROUGH MONDAY, NOVEMBER 9, 2015

AFC / LEADERS IN RECEPTIONS

Rank	Player, Team	Rec	Yards	Avg	Long	TD
1)	Brown, Pit.	69	1002	14.5	59	3
2)	K. Allen, S.D.	67	725	10.8	38	4
3)	Hopkins, Hou.	66	870	13.2	34	6
4)	Thomas, Den.	61	745	12.2	47	1
5)	Edelman, N.E.	57	639	11.2	59t	7
6)	Marshall, NY-J	54	730	13.5	58	5
7)	Landry, Mia.	53	535	10.1	50t	2
8)	Green, Cin.	50	702	14.0	80t	4
9)	Crabtree, Oak.	47	591	12.6	38t	5
10t)	S. Smith, Bal.	46	670	14.6	50t	3
10t)	Sanders, Den.	46	639	13.9	75t	4
12t)	*Cooper, Oak.	45	653	14.5	68t	4
12t)	Woodhead, S.D. (RB)	45	521	11.6	61	3
14)	Gronkowski, N.E. (TE)	44	693	15.8	52	7
15)	Hilton, Ind.	43	703	16.3	87t	3
16t)	Barnidge, Cle. (TE)	42	602	14.3	40	6
16t)	Maclin, K.C.	42	566	13.5	61	2
16t)	Walker, Ten. (TE)	42	456	10.9	61t	3
19)	Benjamin, Cle.	41	623	15.2	60t	4
20t)	A. Robinson, Jac.	40	707	17.7	52	6
20t)	Kelce, K.C. (TE)	40	538	13.5	42t	3
22)	Moncrief, Ind.	39	429	11.0	30	5
23t)	Matthews, Mia.	37	554	15.0	53t	4
23t)	Eifert, Cin. (TE)	37	434	11.7	31	9
25t)	Hurns, Jac.	36	635	17.6	59t	6
25t)	Decker, NY-J	36	472	13.1	35	6
25t)	Lewis, N.E. (RB)	36	388	10.8	40	2
28t)	*D. Johnson, Cle. (RB)	35	369	10.5	52	2
28t)	Clay, Buf. (TE)	35	356	10.2	27	2
30)	Fleener, Ind. (TE)	33	280	8.5	28	2
31t)	M. Jones, Cin.	31	411	13.3	45t	3
31t)	S. Johnson, S.D.	31	351	11.3	34	2
33t)	Amendola, N.E.	30	324	10.8	35	2
33t)	Miller, Pit. (TE)	30	305	10.2	26	1
35t)	Wright, Ten.	28	343	12.3	52t	3
35t)	Gates, S.D. (TE)	28	312	11.1	40	2
37t)	Green, S.D. (TE)	27	314	11.6	31t	4
37t)	Miller, Mia. (RB)	27	269	10.0	54t	1
37t)	Forsett, Bal. (RB)	27	142	5.3	32	0
40t)	Washington, Hou.	26	411	15.8	48	3
40t)	Shorts, Hou.	26	299	11.5	42	1
40t)	Woods, Buf.	26	295	11.3	32t	2
43)	Aiken, Bal.	25	333	13.3	48	2
44t)	A. Johnson, Ind.	24	288	12.0	35	3
44t)	Walters, Jac.	24	282	11.8	29	1
44t)	Gabriel, Cle.	24	197	8.2	56	0
44t)	Bell, Pit. (RB)	24	136	5.7	20	0
48)	Daniels, Den. (TE)	23	231	10.0	37	3
49)	Foster, Hou. (RB)	22	227	10.3	32	2
50t)	Floyd, S.D.	21	409	19.5	70t	3
50t)	Sanu, Cin.	21	295	14.0	52	0
50t)	Charles, K.C. (RB)	21	177	8.4	26	1
50t)	McCluster, Ten. (RB)	21	177	8.4	35	1
50t)	Bernard, Cin. (RB)	21	155	7.4	23	0
50t)	*Gordon, S.D. (RB)	21	118	5.6	18	0
50t)	Murray, Oak. (RB)	21	104	5.0	14	0

WEEK 9 / THROUGH MONDAY, NOVEMBER 9, 2015

NFC / LEADERS IN RECEPTIONS

Rank	Player, Team	Rec	Yards	Avg	Long	TD
1)	Jones, Atl.	80	1029	12.9	54	6
2)	Beckham, NY-G	59	759	12.9	67t	7
3)	Fitzgerald, Ariz	55	706	12.8	44	7
4t)	C. Johnson, Det.	48	659	13.7	57	3
4t)	Matthews, Phi.	48	531	11.1	41t	2
4t)	Freeman, Atl. (RB)	48	420	8.8	44	2
7t)	Cooks, N.O.	45	603	13.4	47	4
7t)	Bennett, Chi. (TE)	45	381	8.5	24t	3
9)	Witten, Dal. (TE)	44	403	9.2	35	2
10)	Watson, N.O. (TE)	43	532	12.4	46	3
11)	Riddick, Det. (RB)	42	348	8.3	34	2
12t)	Snead, N.O.	41	626	15.3	63	3
12t)	Garcon, Was.	41	420	10.2	36	3
14t)	Cobb, G.B.	40	476	11.9	53t	5
14t)	Tate, Det.	40	377	9.4	33	1
16t)	Graham, Sea. (TE)	38	450	11.8	45	2
16t)	Tamme, Atl. (TE)	38	430	11.3	41	1
16t)	Reed, Was. (TE)	38	368	9.7	29	4
16t)	*Crowder, Was.	38	342	9.0	26	0
20t)	Olsen, Car. (TE)	37	584	15.8	52	5
20t)	Jo. Brown, Ariz	37	562	15.2	49	3
20t)	Ingram, N.O. (RB)	37	316	8.5	59	0
23)	Randle, NY-G	36	424	11.8	44	3
24)	Vereen, NY-G (RB)	34	309	9.1	37	3
25)	Jeffery, Chi.	33	492	14.9	47	2
26)	Evans, T.B.	32	538	16.8	68	1
27t)	Boldin, S.F.	31	372	12.0	51	2
27t)	Baldwin, Sea.	31	345	11.1	46	2
27t)	Beasley, Dal.	31	326	10.5	30	2
30)	Colston, N.O.	30	371	12.4	53t	1
31t)	Ertz, Phi. (TE)	29	314	10.8	27	0
31t)	Donnell, NY-G (TE)	29	223	7.7	22	2
31t)	Murray, Phi. (RB)	29	210	7.2	44	1
34t)	*Diggs, Min.	28	461	16.5	40t	2
34t)	Austin, St.L	28	300	10.7	66t	4
34t)	R. Rodgers, G.B. (TE)	28	224	8.0	25	4
37)	Wallace, Min.	27	296	11.0	22	1
38)	Royal, Chi.	26	171	6.6	30	1
39t)	Forte, Chi. (RB)	25	219	8.8	38	1
39t)	Thompson, Was. (RB)	25	171	6.8	19	1
41t)	J. Jones, G.B.	24	483	20.1	65t	6
41t)	Spiller, N.O. (RB)	24	198	8.3	80t	2
41t)	Sproles, Phi. (RB)	24	165	6.9	24	0
44t)	Te. Williams, Dal.	23	340	14.8	42t	2
44t)	Ebron, Det. (TE)	23	292	12.7	55	3
46t)	Hankerson, Atl.	22	291	13.2	55	2
46t)	Moore, Det.	22	257	11.7	42	3
46t)	Rudolph, Min. (TE)	22	175	8.0	19	3
49t)	Ginn, Car.	21	363	17.3	55	3
49t)	Kearse, Sea.	21	338	16.1	50	1
49t)	Jackson, T.B.	21	319	15.2	23	2
49t)	Dunbar, Dal. (RB)	21	215	10.2	39	0
49t)	McFadden, Dal. (RB)	21	166	7.9	19	0

WEEK 9 / THROUGH MONDAY, NOVEMBER 9, 2015

NFL / LEADERS IN RECEPTIONS

Rank	Player, Team	Rec	Yards	Avg	Long	TD
1)	Jones, Atl.	80	1029	12.9	54	6
2)	Brown, Pit.	69	1002	14.5	59	3
3)	K. Allen, S.D.	67	725	10.8	38	4
4)	Hopkins, Hou.	66	870	13.2	34	6
5)	Thomas, Den.	61	745	12.2	47	1
6)	Beckham, NY-G	59	759	12.9	67t	7
7)	Edelman, N.E.	57	639	11.2	59t	7
8)	Fitzgerald, Ariz	55	706	12.8	44	7
9)	Marshall, NY-J	54	730	13.5	58	5
10)	Landry, Mia.	53	535	10.1	50t	2
11)	Green, Cin.	50	702	14.0	80t	4
12t)	C. Johnson, Det.	48	659	13.7	57	3
12t)	Matthews, Phi.	48	531	11.1	41t	2
12t)	Freeman, Atl. (RB)	48	420	8.8	44	2
15)	Crabtree, Oak.	47	591	12.6	38t	5
16t)	S. Smith, Bal.	46	670	14.6	50t	3
16t)	Sanders, Den.	46	639	13.9	75t	4
18t)	*Cooper, Oak.	45	653	14.5	68t	4
18t)	Cooks, N.O.	45	603	13.4	47	4
18t)	Woodhead, S.D. (RB)	45	521	11.6	61	3
18t)	Bennett, Chi. (TE)	45	381	8.5	24t	3
22t)	Gronkowski, N.E. (TE)	44	693	15.8	52	7
22t)	Witten, Dal. (TE)	44	403	9.2	35	2
24t)	Hilton, Ind.	43	703	16.3	87t	3
24t)	Watson, N.O. (TE)	43	532	12.4	46	3
26t)	Barnidge, Cle. (TE)	42	602	14.3	40	6
26t)	Maclin, K.C.	42	566	13.5	61	2
26t)	Walker, Ten. (TE)	42	456	10.9	61t	3
26t)	Riddick, Det. (RB)	42	348	8.3	34	2
30t)	Snead, N.O.	41	626	15.3	63	3
30t)	Benjamin, Cle.	41	623	15.2	60t	4
30t)	Garcon, Was.	41	420	10.2	36	3
33t)	A. Robinson, Jac.	40	707	17.7	52	6
33t)	Kelce, K.C. (TE)	40	538	13.5	42t	3
33t)	Cobb, G.B.	40	476	11.9	53t	5
33t)	Tate, Det.	40	377	9.4	33	1
37)	Moncrief, Ind.	39	429	11.0	30	5
38t)	Graham, Sea. (TE)	38	450	11.8	45	2
38t)	Tamme, Atl. (TE)	38	430	11.3	41	1
38t)	Reed, Was. (TE)	38	368	9.7	29	4
38t)	*Crowder, Was.	38	342	9.0	26	0
42t)	Olsen, Car. (TE)	37	584	15.8	52	5
42t)	Jo. Brown, Ariz	37	562	15.2	49	3
42t)	Matthews, Mia.	37	554	15.0	53t	4
42t)	Eifert, Cin. (TE)	37	434	11.7	31	9
42t)	Ingram, N.O. (RB)	37	316	8.5	59	0
47t)	Hurns, Jac.	36	635	17.6	59t	6
47t)	Decker, NY-J	36	472	13.1	35	6
47t)	Randle, NY-G	36	424	11.8	44	3
47t)	Lewis, N.E. (RB)	36	388	10.8	40	2

WEEK 9 / THROUGH MONDAY, NOVEMBER 9, 2015

AFC / RECEIVING YARDAGE LEADERS

Rank	Player, Team	Yards	Rec	Avg	Long	TD
1)	Brown, Pit.	1002	69	14.5	59	3
2)	Hopkins, Hou.	870	66	13.2	34	6
3)	Thomas, Den.	745	61	12.2	47	1
4)	Marshall, NY-J	730	54	13.5	58	5
5)	K. Allen, S.D.	725	67	10.8	38	4
6)	A. Robinson, Jac.	707	40	17.7	52	6
7)	Hilton, Ind.	703	43	16.3	87t	3
8)	Green, Cin.	702	50	14.0	80t	4
9)	Gronkowski, N.E. (TE)	693	44	15.8	52	7
10)	S. Smith, Bal.	670	46	14.6	50t	3
11)	*Cooper, Oak.	653	45	14.5	68t	4
12t)	Edelman, N.E.	639	57	11.2	59t	7
12t)	Sanders, Den.	639	46	13.9	75t	4
14)	Hurns, Jac.	635	36	17.6	59t	6
15)	Benjamin, Cle.	623	41	15.2	60t	4
16)	Barnidge, Cle. (TE)	602	42	14.3	40	6
17)	Crabtree, Oak.	591	47	12.6	38t	5
18)	Maclin, K.C.	566	42	13.5	61	2
19)	Matthews, Mia.	554	37	15.0	53t	4
20)	Kelce, K.C. (TE)	538	40	13.5	42t	3
21)	Landry, Mia.	535	53	10.1	50t	2
22)	Woodhead, S.D. (RB)	521	45	11.6	61	3
23)	Decker, NY-J	472	36	13.1	35	6
24)	Walker, Ten. (TE)	456	42	10.9	61t	3
25)	Eifert, Cin. (TE)	434	37	11.7	31	9
26)	Moncrief, Ind.	429	39	11.0	30	5
27t)	M. Jones, Cin.	411	31	13.3	45t	3
27t)	Washington, Hou.	411	26	15.8	48	3
29)	Floyd, S.D.	409	21	19.5	70t	3
30)	Lewis, N.E. (RB)	388	36	10.8	40	2
31)	*D. Johnson, Cle. (RB)	369	35	10.5	52	2
32)	Clay, Buf. (TE)	356	35	10.2	27	2
33)	S. Johnson, S.D.	351	31	11.3	34	2
34)	Wright, Ten.	343	28	12.3	52t	3
35)	Aiken, Bal.	333	25	13.3	48	2
36)	Amendola, N.E.	324	30	10.8	35	2
37)	S. Watkins, Buf.	315	19	16.6	63	3
38)	Green, S.D. (TE)	314	27	11.6	31t	4
39)	Gates, S.D. (TE)	312	28	11.1	40	2
40)	Miller, Pit. (TE)	305	30	10.2	26	1
41)	Shorts, Hou.	299	26	11.5	42	1
42t)	Sanu, Cin.	295	21	14.0	52	0
42t)	Woods, Buf.	295	26	11.3	32t	2
44)	A. Johnson, Ind.	288	24	12.0	35	3
45)	Walters, Jac.	282	24	11.8	29	1
46)	Fleener, Ind. (TE)	280	33	8.5	28	2
47)	Stills, Mia.	279	16	17.4	46	1
48)	Miller, Mia. (RB)	269	27	10.0	54t	1
49)	Cameron, Mia. (TE)	263	20	13.2	29	1
50)	Bryant, Pit.	262	16	16.4	88t	4

WEEK 9 / THROUGH MONDAY, NOVEMBER 9, 2015

NFC / RECEIVING YARDAGE LEADERS

Rank	Player, Team	Yards	Rec	Avg	Long	TD
1)	Jones, Atl.	1029	80	12.9	54	6
2)	Beckham, NY-G	759	59	12.9	67t	7
3)	Fitzgerald, Ariz	706	55	12.8	44	7
4)	C. Johnson, Det.	659	48	13.7	57	3
5)	Snead, N.O.	626	41	15.3	63	3
6)	Cooks, N.O.	603	45	13.4	47	4
7)	Olsen, Car. (TE)	584	37	15.8	52	5
8)	Jo. Brown, Ariz	562	37	15.2	49	3
9)	Evans, T.B.	538	32	16.8	68	1
10)	Watson, N.O. (TE)	532	43	12.4	46	3
11)	Matthews, Phi.	531	48	11.1	41t	2
12)	Jeffery, Chi.	492	33	14.9	47	2
13)	J. Jones, G.B.	483	24	20.1	65t	6
14)	Cobb, G.B.	476	40	11.9	53t	5
15)	*Diggs, Min.	461	28	16.5	40t	2
16)	Graham, Sea. (TE)	450	38	11.8	45	2
17)	Tamme, Atl. (TE)	430	38	11.3	41	1
18)	Randle, NY-G	424	36	11.8	44	3
19t)	Freeman, Atl. (RB)	420	48	8.8	44	2
19t)	Garcon, Was.	420	41	10.2	36	3
21)	Witten, Dal. (TE)	403	44	9.2	35	2
22)	T. Smith, S.F.	386	18	21.4	76t	2
23)	Bennett, Chi. (TE)	381	45	8.5	24t	3
24)	Tate, Det.	377	40	9.4	33	1
25)	Boldin, S.F.	372	31	12.0	51	2
26)	Colston, N.O.	371	30	12.4	53t	1
27)	Reed, Was. (TE)	368	38	9.7	29	4
28)	Ginn, Car.	363	21	17.3	55	3
29)	Riddick, Det. (RB)	348	42	8.3	34	2
30)	Baldwin, Sea.	345	31	11.1	46	2
31)	*Crowder, Was.	342	38	9.0	26	0
32)	Te. Williams, Dal.	340	23	14.8	42t	2
33)	Kearse, Sea.	338	21	16.1	50	1
34)	Beasley, Dal.	326	31	10.5	30	2
35t)	Floyd, Ariz	319	20	16.0	60t	3
35t)	Jackson, T.B.	319	21	15.2	23	2
37)	Wilson, Chi.	317	19	16.7	50	1
38)	Ingram, N.O. (RB)	316	37	8.5	59	0
39)	Ertz, Phi. (TE)	314	29	10.8	27	0
40)	Britt, St.L	311	15	20.7	55	1
41)	Vereen, NY-G (RB)	309	34	9.1	37	3
42)	Austin, St.L	300	28	10.7	66t	4
43)	Wallace, Min.	296	27	11.0	22	1
44)	Ebron, Det. (TE)	292	23	12.7	55	3
45)	Hankerson, Atl.	291	22	13.2	55	2
46)	Moore, Det.	257	22	11.7	42	3
47)	Cook, St.L (TE)	255	20	12.8	49	0
48)	*Lockett, Sea.	253	20	12.7	43t	1
49)	Sims, T.B. (RB)	238	20	11.9	56	2
50)	Patton, S.F.	234	17	13.8	41	1

WEEK 9 / THROUGH MONDAY, NOVEMBER 9, 2015

NFL / RECEIVING YARDAGE LEADERS

Rank	Player, Team	Yards	Rec	Avg	Long	TD
1)	Jones, Atl.	1029	80	12.9	54	6
2)	Brown, Pit.	1002	69	14.5	59	3
3)	Hopkins, Hou.	870	66	13.2	34	6
4)	Beckham, NY-G	759	59	12.9	67t	7
5)	Thomas, Den.	745	61	12.2	47	1
6)	Marshall, NY-J	730	54	13.5	58	5
7)	K. Allen, S.D.	725	67	10.8	38	4
8)	A. Robinson, Jac.	707	40	17.7	52	6
9)	Fitzgerald, Ariz	706	55	12.8	44	7
10)	Hilton, Ind.	703	43	16.3	87t	3
11)	Green, Cin.	702	50	14.0	80t	4
12)	Gronkowski, N.E. (TE)	693	44	15.8	52	7
13)	S. Smith, Bal.	670	46	14.6	50t	3
14)	C. Johnson, Det.	659	48	13.7	57	3
15)	*Cooper, Oak.	653	45	14.5	68t	4
16t)	Edelman, N.E.	639	57	11.2	59t	7
16t)	Sanders, Den.	639	46	13.9	75t	4
18)	Hurns, Jac.	635	36	17.6	59t	6
19)	Snead, N.O.	626	41	15.3	63	3
20)	Benjamin, Cle.	623	41	15.2	60t	4
21)	Cooks, N.O.	603	45	13.4	47	4
22)	Barnidge, Cle. (TE)	602	42	14.3	40	6
23)	Crabtree, Oak.	591	47	12.6	38t	5
24)	Olsen, Car. (TE)	584	37	15.8	52	5
25)	Maclin, K.C.	566	42	13.5	61	2
26)	Jo. Brown, Ariz	562	37	15.2	49	3
27)	Matthews, Mia.	554	37	15.0	53t	4
28t)	Evans, T.B.	538	32	16.8	68	1
28t)	Kelce, K.C. (TE)	538	40	13.5	42t	3
30)	Landry, Mia.	535	53	10.1	50t	2
31)	Watson, N.O. (TE)	532	43	12.4	46	3
32)	Matthews, Phi.	531	48	11.1	41t	2
33)	Woodhead, S.D. (RB)	521	45	11.6	61	3
34)	Jeffery, Chi.	492	33	14.9	47	2
35)	J. Jones, G.B.	483	24	20.1	65t	6
36)	Cobb, G.B.	476	40	11.9	53t	5
37)	Decker, NY-J	472	36	13.1	35	6
38)	*Diggs, Min.	461	28	16.5	40t	2
39)	Walker, Ten. (TE)	456	42	10.9	61t	3
40)	Graham, Sea. (TE)	450	38	11.8	45	2
41)	Eifert, Cin. (TE)	434	37	11.7	31	9
42)	Tamme, Atl. (TE)	430	38	11.3	41	1
43)	Moncrief, Ind.	429	39	11.0	30	5
44)	Randle, NY-G	424	36	11.8	44	3
45t)	Freeman, Atl. (RB)	420	48	8.8	44	2
45t)	Garcon, Was.	420	41	10.2	36	3
47t)	M. Jones, Cin.	411	31	13.3	45t	3
47t)	Washington, Hou.	411	26	15.8	48	3
49)	Floyd, S.D.	409	21	19.5	70t	3
50)	Witten, Dal. (TE)	403	44	9.2	35	2

WEEK 9 / THROUGH MONDAY, NOVEMBER 9, 2015

AFC / THIRD-DOWN RECEIVING LEADERS

Rank	Player, Team	Rec	Yards	Avg	Long	TD
1)	Brown, Pit.	24	477	19.9	59	1
2)	Hopkins, Hou.	19	256	13.5	28	2
3)	K. Allen, S.D.	18	169	9.4	20	0
4)	Marshall, NY-J	17	248	14.6	42	2
5)	Sanders, Den.	16	226	14.1	64t	3
6t)	Barnidge, Cle. (TE)	15	247	16.5	40	5
6t)	Thomas, Den.	15	163	10.9	24	0
8t)	Hilton, Ind.	13	226	17.4	48	1
8t)	Moncrief, Ind.	13	155	11.9	24	1
8t)	Woodhead, S.D. (RB)	13	128	9.8	25	1
11t)	Decker, NY-J	12	213	17.8	35	0
11t)	Hurns, Jac.	12	200	16.7	59t	1
11t)	*D. Johnson, Cle. (RB)	12	175	14.6	52	1
11t)	Hartline, Cle.	12	161	13.4	41	2
11t)	S. Smith, Bal.	12	155	12.9	22	0
11t)	S. Johnson, S.D.	12	129	10.8	30	1
11t)	Amendola, N.E.	12	111	9.3	19	1
18t)	Benjamin, Cle.	11	250	22.7	54t	2
18t)	Green, Cin.	11	224	20.4	47	1
18t)	Walker, Ten. (TE)	11	180	16.4	61t	2
18t)	Crabtree, Oak.	11	125	11.4	25	0
18t)	Edelman, N.E.	11	119	10.8	27	2
23t)	*Cooper, Oak.	10	233	23.3	68t	1
23t)	Sanu, Cin.	10	125	12.5	24	0
23t)	Landry, Mia.	10	81	8.1	18	1
26t)	Kelce, K.C. (TE)	9	121	13.4	26	0
26t)	Gronkowski, N.E. (TE)	9	117	13.0	28	1
26t)	Eifert, Cin. (TE)	9	106	11.8	30	2
26t)	Washington, Hou.	9	98	10.9	18	0
26t)	Maclin, K.C.	9	92	10.2	31	0
31t)	C. Anderson, Den. (RB)	8	60	7.5	11	0
31t)	Grimes, Hou. (RB)	8	55	6.9	14	0
33t)	Cameron, Mia. (TE)	7	109	15.6	27	1
33t)	Hawkins, Cle.	7	101	14.4	25	0
33t)	Harvin, Buf.	7	80	11.4	18	0
33t)	Woods, Buf.	7	76	10.9	17	0
33t)	Kerley, NY-J	7	62	8.9	23	0
33t)	Matthews, Mia.	7	62	8.9	15	0
33t)	Shorts, Hou.	7	55	7.9	15	0
33t)	McCluster, Ten. (RB)	7	54	7.7	13	0
33t)	Charles, K.C. (RB)	7	53	7.6	17	0
33t)	Foster, Hou. (RB)	7	53	7.6	14t	1
33t)	A. Johnson, Ind.	7	51	7.3	20	1
33t)	Bell, Pit. (RB)	7	50	7.1	20	0
33t)	Clay, Buf. (TE)	7	44	6.3	12	0
33t)	Murray, Oak. (RB)	7	38	5.4	11	0
47t)	Heyward-Bey, Pit.	6	114	19.0	43	1
47t)	M. Jones, Cin.	6	108	18.0	32	0
47t)	Lewis, N.E. (RB)	6	65	10.8	19	0
47t)	Miller, Pit. (TE)	6	64	10.7	17	0
47t)	Hogan, Buf.	6	59	9.8	38t	2
47t)	Rivera, Oak. (TE)	6	53	8.8	19	0

WEEK 9 / THROUGH MONDAY, NOVEMBER 9, 2015

NFC / THIRD-DOWN RECEIVING LEADERS

Rank	Player, Team	Rec	Yards	Avg	Long	TD
1)	Beckham, NY-G	20	242	12.1	31	0
2)	Garcon, Was.	18	199	11.1	36	1
3t)	Snead, N.O.	16	202	12.6	22	1
3t)	Jones, Atl.	16	191	11.9	45t	2
5t)	Cooks, N.O.	14	234	16.7	47	0
5t)	C. Johnson, Det.	14	231	16.5	46	0
7t)	Watson, N.O. (TE)	13	157	12.1	25	0
7t)	Bennett, Chi. (TE)	13	123	9.5	19	0
7t)	Reed, Was. (TE)	13	123	9.5	29	3
7t)	*Crowder, Was.	13	94	7.2	22	0
11t)	Hankerson, Atl.	12	177	14.8	55	2
11t)	Vereen, NY-G (RB)	12	131	10.9	37	1
11t)	Tate, Det.	12	122	10.2	22	1
14t)	Boldin, S.F.	11	125	11.4	37	0
14t)	B. Cunningham, St.L (RB)	11	88	8.0	17	0
14t)	Witten, Dal. (TE)	11	88	8.0	14	1
14t)	Thompson, Was. (RB)	11	66	6.0	19	0
18t)	Jeffery, Chi.	10	161	16.1	45	0
18t)	Jo. Brown, Ariz	10	157	15.7	35	2
18t)	Evans, T.B.	10	156	15.6	24	0
18t)	Graham, Sea. (TE)	10	144	14.4	45	2
18t)	Colston, N.O.	10	134	13.4	21	0
18t)	Beasley, Dal.	10	119	11.9	30	1
18t)	Tamme, Atl. (TE)	10	109	10.9	24	0
18t)	Sproles, Phi. (RB)	10	71	7.1	14	0
18t)	Matthews, Phi.	10	66	6.6	17	0
27t)	Cobb, G.B.	9	88	9.8	18	1
27t)	Floyd, Ariz	9	85	9.4	18	2
27t)	Royal, Chi.	9	58	6.4	21	1
27t)	Spiller, N.O. (RB)	9	43	4.8	19	0
31t)	Wilson, Chi.	8	194	24.3	50	1
31t)	*Diggs, Min.	8	174	21.8	40t	1
31t)	J. Jones, G.B.	8	138	17.3	52	1
31t)	Patton, S.F.	8	119	14.9	41	1
31t)	Jackson, T.B.	8	102	12.8	21	1
31t)	Forte, Chi. (RB)	8	94	11.8	38	0
31t)	McFadden, Dal. (RB)	8	60	7.5	12	0
31t)	Riddick, Det. (RB)	8	52	6.5	17	0
39t)	Randle, NY-G	7	132	18.9	44	2
39t)	Austin, St.L	7	111	15.9	66t	3
39t)	Fitzgerald, Ariz	7	85	12.1	24	2
39t)	Wallace, Min.	7	77	11.0	22	0
39t)	Celek, S.F. (TE)	7	53	7.6	15	3
39t)	Rudolph, Min. (TE)	7	48	6.9	16	2
39t)	F. Jackson, Sea. (RB)	7	31	4.4	9	1
39t)	Asiata, Min. (RB)	7	27	3.9	12	0
47t)	Cotchery, Car.	6	118	19.7	59	0
47t)	Kearse, Sea.	6	116	19.3	50	0
47t)	Baldwin, Sea.	6	115	19.2	46	0
47t)	Ginn, Car.	6	112	18.7	48	2
47t)	Sims, T.B. (RB)	6	102	17.0	56	0
47t)	Olsen, Car. (TE)	6	89	14.8	27	0
47t)	Dunbar, Dal. (RB)	6	76	12.7	39	0
47t)	Bailey, St.L	6	60	10.0	18t	1
47t)	Cook, St.L (TE)	6	45	7.5	14	0

WEEK 9 / THROUGH MONDAY, NOVEMBER 9, 2015

NFL / THIRD-DOWN RECEIVING LEADERS

Rank	Player, Team	Rec	Yards	Avg	Long	TD
1)	Brown, Pit.	24	477	19.9	59	1
2)	Beckham, NY-G	20	242	12.1	31	0
3)	Hopkins, Hou.	19	256	13.5	28	2
4t)	Garcon, Was.	18	199	11.1	36	1
4t)	K. Allen, S.D.	18	169	9.4	20	0
6)	Marshall, NY-J	17	248	14.6	42	2
7t)	Sanders, Den.	16	226	14.1	64t	3
7t)	Snead, N.O.	16	202	12.6	22	1
7t)	Jones, Atl.	16	191	11.9	45t	2
10t)	Barnidge, Cle. (TE)	15	247	16.5	40	5
10t)	Thomas, Den.	15	163	10.9	24	0
12t)	Cooks, N.O.	14	234	16.7	47	0
12t)	C. Johnson, Det.	14	231	16.5	46	0
14t)	Hilton, Ind.	13	226	17.4	48	1
14t)	Watson, N.O. (TE)	13	157	12.1	25	0
14t)	Moncrief, Ind.	13	155	11.9	24	1
14t)	Woodhead, S.D. (RB)	13	128	9.8	25	1
14t)	Bennett, Chi. (TE)	13	123	9.5	19	0
14t)	Reed, Was. (TE)	13	123	9.5	29	3
14t)	*Crowder, Was.	13	94	7.2	22	0
21t)	Decker, NY-J	12	213	17.8	35	0
21t)	Hurns, Jac.	12	200	16.7	59t	1
21t)	Hankerson, Atl.	12	177	14.8	55	2
21t)	*D. Johnson, Cle. (RB)	12	175	14.6	52	1
21t)	Hartline, Cle.	12	161	13.4	41	2
21t)	S. Smith, Bal.	12	155	12.9	22	0
21t)	Vereen, NY-G (RB)	12	131	10.9	37	1
21t)	S. Johnson, S.D.	12	129	10.8	30	1
21t)	Tate, Det.	12	122	10.2	22	1
21t)	Amendola, N.E.	12	111	9.3	19	1
31t)	Benjamin, Cle.	11	250	22.7	54t	2
31t)	Green, Cin.	11	224	20.4	47	1
31t)	Walker, Ten. (TE)	11	180	16.4	61t	2
31t)	Boldin, S.F.	11	125	11.4	37	0
31t)	Crabtree, Oak.	11	125	11.4	25	0
31t)	Edelman, N.E.	11	119	10.8	27	2
31t)	B. Cunningham, St.L (RB)	11	88	8.0	17	0
31t)	Witten, Dal. (TE)	11	88	8.0	14	1
31t)	Thompson, Was. (RB)	11	66	6.0	19	0
40t)	*Cooper, Oak.	10	233	23.3	68t	1
40t)	Jeffery, Chi.	10	161	16.1	45	0
40t)	Jo. Brown, Ariz	10	157	15.7	35	2
40t)	Evans, T.B.	10	156	15.6	24	0
40t)	Graham, Sea. (TE)	10	144	14.4	45	2
40t)	Colston, N.O.	10	134	13.4	21	0
40t)	Sanu, Cin.	10	125	12.5	24	0
40t)	Beasley, Dal.	10	119	11.9	30	1
40t)	Tamme, Atl. (TE)	10	109	10.9	24	0
40t)	Landry, Mia.	10	81	8.1	18	1
40t)	Sproles, Phi. (RB)	10	71	7.1	14	0
40t)	Matthews, Phi.	10	66	6.6	17	0

WEEK 9 / THROUGH MONDAY, NOVEMBER 9, 2015

AFC / LEADING SCORERS, NONKICKERS

Rank	Player, Team	TD	Rush	Rec	Ret	X2	Pts
1)	Eifert, Cin. (TE)	9	0	9	0	0	54
2t)	Edelman, N.E. (WR)	7	0	7	0	0	42
2t)	Gronkowski, N.E. (TE)	7	0	7	0	0	42
2t)	Ivory, NY-J (RB)	7	6	1	0	0	42
5t)	J. Hill, Cin. (RB)	6	5	1	0	1	38
5t)	Hopkins, Hou. (WR)	6	0	6	0	1	38
7t)	Barnidge, Cle. (TE)	6	0	6	0	0	36
7t)	Blount, N.E. (RB)	6	5	1	0	0	36
7t)	Decker, NY-J (WR)	6	0	6	0	0	36
7t)	Hurns, Jac. (WR)	6	0	6	0	0	36
7t)	Miller, Mia. (RB)	6	5	1	0	0	36
7t)	A. Robinson, Jac. (WR)	6	0	6	0	0	36
7t)	*Ka. Williams, Buf. (RB)	6	5	1	0	0	36
14)	D. Williams, Pit. (RB)	5	5	0	0	1	32
15t)	Benjamin, Cle. (WR)	5	0	4	1	0	30
15t)	Charles, K.C. (RB)	5	4	1	0	0	30
15t)	Crabtree, Oak. (WR)	5	0	5	0	0	30
15t)	Marshall, NY-J (WR)	5	0	5	0	0	30
15t)	Moncrief, Ind. (WR)	5	0	5	0	0	30
15t)	Woodhead, S.D. (RB)	5	2	3	0	0	30
21)	Green, S.D. (TE)	4	0	4	0	2	28
22)	Landry, Mia. (WR)	4	1	2	1	1	26
23t)	K. Allen, S.D. (WR)	4	0	4	0	0	24
23t)	Bryant, Pit. (WR)	4	0	4	0	0	24
23t)	*Cooper, Oak. (WR)	4	0	4	0	0	24
23t)	Gore, Ind. (RB)	4	4	0	0	0	24
23t)	Green, Cin. (WR)	4	0	4	0	0	24
23t)	Hillman, Den. (RB)	4	4	0	0	0	24
23t)	Lewis, N.E. (RB)	4	2	2	0	0	24
23t)	Matthews, Mia. (WR)	4	0	4	0	0	24
23t)	Sanders, Den. (WR)	4	0	4	0	0	24
32t)	Brown, Pit. (WR)	3	0	3	0	1	20
32t)	Kelce, K.C. (TE)	3	0	3	0	1	20
32t)	McCoy, Buf. (RB)	3	2	1	0	1	20
32t)	Walker, Ten. (TE)	3	0	3	0	1	20
36t)	Bell, Pit. (RB)	3	3	0	0	0	18
36t)	Daniels, Den. (TE)	3	0	3	0	0	18
36t)	Flacco, Bal. (QB)	3	3	0	0	0	18
36t)	Floyd, S.D. (WR)	3	0	3	0	0	18
36t)	Foster, Hou. (RB)	3	1	2	0	0	18
36t)	Gillmore, Bal. (TE)	3	0	3	0	0	18
36t)	Hilton, Ind. (WR)	3	0	3	0	0	18
36t)	A. Holmes, Oak. (WR)	3	0	3	0	0	18
36t)	A. Johnson, Ind. (WR)	3	0	3	0	0	18
36t)	M. Jones, Cin. (WR)	3	0	3	0	0	18
36t)	Murray, Oak. (RB)	3	3	0	0	0	18
36t)	Reece, Oak. (RB)	3	0	3	0	0	18
36t)	S. Smith, Bal. (WR)	3	0	3	0	0	18
36t)	Washington, Hou. (WR)	3	0	3	0	0	18
36t)	S. Watkins, Buf. (WR)	3	0	3	0	0	18
36t)	Wright, Ten. (WR)	3	0	3	0	0	18

WEEK 9 / THROUGH MONDAY, NOVEMBER 9, 2015

NFC / LEADING SCORERS, NONKICKERS

Rank	Player, Team	TD	Rush	Rec	Ret	X2	Pts
1)	Freeman, Atl. (RB)	11	9	2	0	0	66
2t)	Austin, St.L (WR)	7	2	4	1	0	42
2t)	Beckham, NY-G (WR)	7	0	7	0	0	42
2t)	Fitzgerald, Ariz (WR)	7	0	7	0	0	42
2t)	Jones, Atl. (WR)	7	0	6	1	0	42
6t)	*D. Johnson, Ariz (RB)	6	3	2	1	0	36
6t)	J. Jones, G.B. (WR)	6	0	6	0	0	36
8t)	Cobb, G.B. (WR)	5	0	5	0	0	30
8t)	Ingram, N.O. (RB)	5	5	0	0	0	30
8t)	Mathews, Phi. (RB)	5	4	1	0	0	30
8t)	Murray, Phi. (RB)	5	4	1	0	0	30
8t)	Newton, Car. (QB)	5	5	0	0	0	30
8t)	Olsen, Car. (TE)	5	0	5	0	0	30
14)	R. Rodgers, G.B. (TE)	4	0	4	0	1	26
15t)	Cooks, N.O. (WR)	4	0	4	0	0	24
15t)	*Gurley, St.L (RB)	4	4	0	0	0	24
15t)	D. Harris, NY-G (WR)	4	0	3	1	0	24
15t)	D. Martin, T.B. (RB)	4	3	1	0	0	24
15t)	Peterson, Min. (RB)	4	4	0	0	0	24
15t)	Randle, Dal. (RB)	4	4	0	0	0	24
15t)	Reed, Was. (TE)	4	0	4	0	0	24
15t)	Robinson, N.O. (RB)	4	4	0	0	0	24
23t)	Forte, Chi. (RB)	3	2	1	0	1	20
23t)	*Langford, Chi. (RB)	3	3	0	0	1	20
25t)	Bennett, Chi. (TE)	3	0	3	0	0	18
25t)	Brown, Car. (WR)	3	0	3	0	0	18
25t)	Jo. Brown, Ariz (WR)	3	0	3	0	0	18
25t)	Celek, S.F. (TE)	3	0	3	0	0	18
25t)	Ebron, Det. (TE)	3	0	3	0	0	18
25t)	Floyd, Ariz (WR)	3	0	3	0	0	18
25t)	Garcon, Was. (WR)	3	0	3	0	0	18
25t)	Ginn, Car. (WR)	3	0	3	0	0	18
25t)	Hyde, S.F. (RB)	3	3	0	0	0	18
25t)	C. Johnson, Det. (WR)	3	0	3	0	0	18
25t)	C. Johnson, Ariz (RB)	3	3	0	0	0	18
25t)	*Jones, Was. (RB)	3	3	0	0	0	18
25t)	*Lockett, Sea. (WR)	3	0	1	2	0	18
25t)	Moore, Det. (WR)	3	0	3	0	0	18
25t)	Randle, NY-G (WR)	3	0	3	0	0	18
25t)	Rudolph, Min. (TE)	3	0	3	0	0	18
25t)	Snead, N.O. (WR)	3	0	3	0	0	18
25t)	Starks, G.B. (RB)	3	1	2	0	0	18
25t)	Stewart, Car. (RB)	3	3	0	0	0	18
25t)	Vereen, NY-G (RB)	3	0	3	0	0	18
25t)	Watson, N.O. (TE)	3	0	3	0	0	18
25t)	*Winston, T.B. (QB)	3	3	0	0	0	18
47t)	Bridgewater, Min. (QB)	2	2	0	0	1	14
47t)	Jackson, T.B. (WR)	2	0	2	0	1	14
47t)	Jennings, NY-G (RB)	2	1	1	0	0	14
47t)	Lynch, Sea. (RB)	2	2	0	0	1	14
47t)	T. Smith, S.F. (WR)	2	0	2	0	1	14

WEEK 9 / THROUGH MONDAY, NOVEMBER 9, 2015

NFL / LEADING SCORERS, NONKICKERS

Rank	Player, Team	TD	Rush	Rec	Ret	X2	Pts
1)	Freeman, Atl. (RB)	11	9	2	0	0	66
2)	Eifert, Cin. (TE)	9	0	9	0	0	54
3t)	Austin, St.L (WR)	7	2	4	1	0	42
3t)	Beckham, NY-G (WR)	7	0	7	0	0	42
3t)	Edelman, N.E. (WR)	7	0	7	0	0	42
3t)	Fitzgerald, Ariz (WR)	7	0	7	0	0	42
3t)	Gronkowski, N.E. (TE)	7	0	7	0	0	42
3t)	Ivory, NY-J (RB)	7	6	1	0	0	42
3t)	Jones, Atl. (WR)	7	0	6	1	0	42
10t)	J. Hill, Cin. (RB)	6	5	1	0	1	38
10t)	Hopkins, Hou. (WR)	6	0	6	0	1	38
12t)	Barnidge, Cle. (TE)	6	0	6	0	0	36
12t)	Blount, N.E. (RB)	6	5	1	0	0	36
12t)	Decker, NY-J (WR)	6	0	6	0	0	36
12t)	Hurns, Jac. (WR)	6	0	6	0	0	36
12t)	*D. Johnson, Ariz (RB)	6	3	2	1	0	36
12t)	J. Jones, G.B. (WR)	6	0	6	0	0	36
12t)	Miller, Mia. (RB)	6	5	1	0	0	36
12t)	A. Robinson, Jac. (WR)	6	0	6	0	0	36
12t)	*Ka. Williams, Buf. (RB)	6	5	1	0	0	36
21)	D. Williams, Pit. (RB)	5	5	0	0	1	32
22t)	Benjamin, Cle. (WR)	5	0	4	1	0	30
22t)	Charles, K.C. (RB)	5	4	1	0	0	30
22t)	Cobb, G.B. (WR)	5	0	5	0	0	30
22t)	Crabtree, Oak. (WR)	5	0	5	0	0	30
22t)	Ingram, N.O. (RB)	5	5	0	0	0	30
22t)	Marshall, NY-J (WR)	5	0	5	0	0	30
22t)	Mathews, Phi. (RB)	5	4	1	0	0	30
22t)	Moncrief, Ind. (WR)	5	0	5	0	0	30
22t)	Murray, Phi. (RB)	5	4	1	0	0	30
22t)	Newton, Car. (QB)	5	5	0	0	0	30
22t)	Olsen, Car. (TE)	5	0	5	0	0	30
22t)	Woodhead, S.D. (RB)	5	2	3	0	0	30
34)	Green, S.D. (TE)	4	0	4	0	2	28
35t)	Landry, Mia. (WR)	4	1	2	1	1	26
35t)	R. Rodgers, G.B. (TE)	4	0	4	0	1	26
37t)	K. Allen, S.D. (WR)	4	0	4	0	0	24
37t)	Bryant, Fit. (WR)	4	0	4	0	0	24
37t)	Cooks, N.O. (WR)	4	0	4	0	0	24
37t)	*Cooper, Oak. (WR)	4	0	4	0	0	24
37t)	Gore, Ind. (RB)	4	4	0	0	0	24
37t)	Green, Cin. (WR)	4	0	4	0	0	24
37t)	*Gurley, St.L (RB)	4	4	0	0	0	24
37t)	D. Harris, NY-G (WR)	4	0	3	1	0	24
37t)	Hillman, Den. (RB)	4	4	0	0	0	24
37t)	Lewis, N.E. (RB)	4	2	2	0	0	24
37t)	D. Martin, T.B. (RB)	4	3	1	0	0	24
37t)	Matthews, Mia. (WR)	4	0	4	0	0	24
37t)	Peterson, Min. (RB)	4	4	0	0	0	24
37t)	Randle, Dal. (RB)	4	4	0	0	0	24
37t)	Reed, Was. (TE)	4	0	4	0	0	24
37t)	Robinson, N.O. (RB)	4	4	0	0	0	24
37t)	Sanders, Den. (WR)	4	0	4	0	0	24

WEEK 9 / THROUGH MONDAY, NOVEMBER 9, 2015**AFC / LEADING SCORERS, KICKERS**

Rank	Player, Team	PAT	FG	Pct	Long	Pts
1)	Gostkowski, N.E.	31/31	19/19	1.000	57	88
2)	McManus, Den.	19/19	19/20	.950	57	76
3)	Tucker, Bal.	17/17	19/22	.864	52	74
4)	*Lambo, S.D.	17/20	17/19	.895	54	68
5)	Santos, K.C.	19/19	16/20	.800	51	67
6)	Janikowski, Oak.	24/24	13/16	.813	52	63
7t)	Coons, Cle.	14/15	15/15	1.000	44	59
7t)	Nugent, Cin.	26/27	11/14	.786	47	59
9)	Folk, NY-J	19/19	13/16	.813	55	58
10)	Vinatieri, Ind.	21/22	11/13	.846	55	54
11)	Myers, Jac.	17/20	11/14	.786	58	50
12)	Carpenter, Buf.	22/23	9/11	.818	51	49
13)	Succop, Ten.	16/16	9/10	.900	51	43
14)	Boswell, Pit.	9/ 9	11/12	.917	51	42
15)	*Franks, Mia.	19/21	6/ 8	.750	53	37
16)	Novak, Hou.	13/14	5/ 6	.833	49	28
17)	Scobee, Pit.	6/ 7	6/10	.600	45	24
18)	Bullock, Hou.	3/ 5	5/ 6	.833	47	18
19)	Quigley, NY-J	4/ 4	0/ 0	---	--	4

NFC / LEADING SCORERS, KICKERS

Rank	Player, Team	PAT	FG	Pct	Long	Pts
1)	Brown, NY-G	24/25	19/19	1.000	53	81
2)	Gano, Car.	24/26	16/20	.800	52	72
3)	Walsh, Min.	13/15	19/21	.905	53	70
4t)	Catanzaro, Ariz	30/32	13/15	.867	43	69
4t)	Hauschka, Sea.	15/15	18/19	.947	54	69
6)	Bryant, Atl.	23/23	14/17	.824	47	65
7)	Bailey, Dal.	16/16	16/16	1.000	52	64
8)	Gould, Chi.	11/12	17/20	.850	55	62
9)	Crosby, G.B.	22/22	11/12	.917	56	55
10)	Zuerlein, St.L	14/14	13/20	.650	61	53
11)	Dawson, S.F.	10/10	14/15	.933	54	52
12)	Hopkins, Was.	14/14	12/13	.923	54	50
13)	Barth, T.B.	8/ 8	13/14	.929	53	47
14)	Sturgis, Phi.	12/14	11/13	.846	53	45
15)	Prater, Det.	15/16	8/ 8	1.000	52	39
16)	Hocker, N.O.	11/12	9/13	.692	51	38
17)	*Brindza, T.B.	6/ 8	6/12	.500	58	24
18)	Forbath, Was.-N.O.	15/16	2/ 4	.500	50	21
19)	Parkey, Phi.	7/ 7	3/ 4	.750	46	16

WEEK 9 / THROUGH MONDAY, NOVEMBER 9, 2015

NFL / LEADING SCORERS, KICKERS

Rank	Player, Team	PAT	FG	Pct	Long	Pts
1)	Gostkowski, N.E.	31/31	19/19	1.000	57	88
2)	Brown, NY-G	24/25	19/19	1.000	53	81
3)	McManus, Den.	19/19	19/20	.950	57	76
4)	Tucker, Bal.	17/17	19/22	.864	52	74
5)	Gano, Car.	24/26	16/20	.800	52	72
6)	Walsh, Min.	13/15	19/21	.905	53	70
7t)	Catanzaro, Ariz	30/32	13/15	.867	43	69
7t)	Hauschka, Sea.	15/15	18/19	.947	54	69
9)	*Lambo, S.D.	17/20	17/19	.895	54	68
10)	Santos, K.C.	19/19	16/20	.800	51	67
11)	Bryant, Atl.	23/23	14/17	.824	47	65
12)	Bailey, Dal.	16/16	16/16	1.000	52	64
13)	Janikowski, Oak.	24/24	13/16	.813	52	63
14)	Gould, Chi.	11/12	17/20	.850	55	62
15t)	Coons, Cle.	14/15	15/15	1.000	44	59
15t)	Nugent, Cin.	26/27	11/14	.786	47	59
17)	Folk, NY-J	19/19	13/16	.813	55	58
18)	Crosby, G.B.	22/22	11/12	.917	56	55
19)	Vinatieri, Ind.	21/22	11/13	.846	55	54
20)	Zuerlein, St.L	14/14	13/20	.650	61	53
21)	Dawson, S.F.	10/10	14/15	.933	54	52
22t)	Hopkins, Was.	14/14	12/13	.923	54	50
22t)	Myers, Jac.	17/20	11/14	.786	58	50
24)	Carpenter, Buf.	22/23	9/11	.818	51	49
25)	Barth, T.B.	8/ 8	13/14	.929	53	47
26)	Sturgis, Phi.	12/14	11/13	.846	53	45
27)	Succop, Ten.	16/16	9/10	.900	51	43
28)	Boswell, Pit.	9/ 9	11/12	.917	51	42
29)	Prater, Det.	15/16	8/ 8	1.000	52	39
30)	Hocker, N.O.	11/12	9/13	.692	51	38
31)	*Franks, Mia.	19/21	6/ 8	.750	53	37
32)	Novak, Hou.	13/14	5/ 6	.833	49	28
33t)	*Brindza, T.B.	6/ 8	6/12	.500	58	24
33t)	Scobee, Pit.	6/ 7	6/10	.600	45	24
35)	Forbath, Was.-N.O.	15/16	2/ 4	.500	50	21
36)	Bullock, Hou.	3/ 5	5/ 6	.833	47	18
37)	Parkey, Phi.	7/ 7	3/ 4	.750	46	16
38)	Quigley, NY-J	4/ 4	0/ 0	---	--	4

WEEK 9 / THROUGH MONDAY, NOVEMBER 9, 2015

AFC / TOUCHBACKS ON KICKOFFS

Rank	Player, Team	TB
1)	Gostkowski, N.E.	42
2)	Tucker, Bal.	40
3)	McAfee, Ind.	35
4)	McManus, Den.	30
5)	Janikowski, Oak.	28
6)	Nugent, Cin.	25
7)	Santos, K.C.	24
8)	*Lambo, S.D.	23
9)	Succop, Ten.	22
10t)	*Franks, Mia.	21
10t)	Gay, Buf.	21
12)	Myers, Jac.	20
13)	Coons, Cle.	17
14)	Folk, NY-J	13
15)	Scobee, Pit.	12
16t)	Bullock, Hou.	10
16t)	Novak, Hou.	10
18)	Boswell, Pit.	8
19)	Quigley, NY-J	1

NFC / TOUCHBACKS ON KICKOFFS

Rank	Player, Team	TB
1)	Bosher, Atl.	36
2)	Bailey, Dal.	34
3)	Gano, Car.	31
4)	Catanzaro, Ariz	28
5)	Walsh, Min.	27
6t)	Brown, NY-G	25
6t)	Crosby, G.B.	25
6t)	*Pinion, S.F.	25
9t)	Hauschka, Sea.	24
9t)	Zuerlein, St.L	24
11)	Hopkins, Was.	23
12)	Gould, Chi.	19
13)	Barth, T.B.	18
14)	Sturgis, Phi.	17
15)	Morstead, N.O.	16
16)	Martin, Det.	14
17)	*Brindza, T.B.	12
18)	Hocker, N.O.	7
19)	Forbath, Was.-N.O.	6
20)	Parkey, Phi.	3

WEEK 9 / THROUGH MONDAY, NOVEMBER 9, 2015

NFL / TOUCHBACKS ON KICKOFFS

Rank	Player, Team	TB
1)	Gostkowski, N.E.	42
2)	Tucker, Bal.	40
3)	Bosher, Atl.	36
4)	McAfee, Ind.	35
5)	Bailey, Dal.	34
6)	Gano, Car.	31
7)	McManus, Den.	30
8t)	Catanzaro, Ariz	28
8t)	Janikowski, Oak.	28
10)	Walsh, Min.	27
11t)	Brown, NY-G	25
11t)	Crosby, G.B.	25
11t)	Nugent, Cin.	25
11t)	*Pinion, S.F.	25
15t)	Hauschka, Sea.	24
15t)	Santos, K.C.	24
15t)	Zuerlein, St.L	24
18t)	Hopkins, Was.	23
18t)	*Lambo, S.D.	23
20)	Succop, Ten.	22
21t)	*Franks, Mia.	21
21t)	Gay, Buf.	21
23)	Myers, Jac.	20
24)	Gould, Chi.	19
25)	Barth, T.B.	18
26t)	Coons, Cle.	17
26t)	Sturgis, Phi.	17
28)	Morstead, N.O.	16
29)	Martin, Det.	14
30)	Folk, NY-J	13
31t)	*Brindza, T.B.	12
31t)	Scobee, Pit.	12
33t)	Bullock, Hou.	10
33t)	Novak, Hou.	10
35)	Boswell, Pit.	8
36)	Hocker, N.O.	7
37)	Forbath, Was.-N.O.	6
38)	Parkey, Phi.	3
39)	Quigley, NY-J	1

WEEK 9 / THROUGH MONDAY, NOVEMBER 9, 2015

AFC / MOST YARDS FROM SCRIMMAGE

Rank	Player, Team	Total			Rushing			Receiving		
		Yards	Att+Rec	Avg	Yards	Att	Avg	Yards	Rec	Avg
1)	Brown, Pit. (WR)	1030	72	14.3	28	3	9.3	1002	69	14.5
2)	Hopkins, Hou. (WR)	870	66	13.2	0	0	---	870	66	13.2
3)	Woodhead, S.D. (RB)	751	103	7.3	230	58	4.0	521	45	11.6
4)	Miller, Mia. (RB)	747	118	6.3	478	91	5.3	269	27	10.0
5)	Thomas, Den. (WR)	745	61	12.2	0	0	---	745	61	12.2
6t)	Gore, Ind. (RB)	734	168	4.4	599	148	4.0	135	20	6.8
6t)	Murray, Oak. (RB)	734	153	4.8	630	132	4.8	104	21	5.0
8)	Marshall, NY-J (WR)	730	54	13.5	0	0	---	730	54	13.5
9)	K. Allen, S.D. (WR)	725	67	10.8	0	0	---	725	67	10.8
10)	A. Robinson, Jac. (WR)	707	40	17.7	0	0	---	707	40	17.7
11)	Forsett, Bal. (RB)	704	160	4.4	562	133	4.2	142	27	5.3
12)	Hilton, Ind. (WR)	703	43	16.3	0	0	---	703	43	16.3
13)	Green, Cin. (WR)	702	50	14.0	0	0	---	702	50	14.0
14)	Gronkowski, N.E. (TE)	693	44	15.8	0	0	---	693	44	15.8
15)	Bell, Pit. (RB)	692	137	5.1	556	113	4.9	136	24	5.7
16)	S. Smith, Bal. (WR)	670	46	14.6	0	0	---	670	46	14.6
17)	Bernard, Cin. (RB)	666	112	5.9	511	91	5.6	155	21	7.4
18)	Ivory, NY-J (RB)	664	152	4.4	544	138	3.9	120	14	8.6
19)	Edelman, N.E. (WR)	662	60	11.0	23	3	7.7	639	57	11.2
20)	*Cooper, Oak. (WR)	657	47	14.0	4	2	2.0	653	45	14.5
21)	Sanders, Den. (WR)	639	47	13.6	0	1	0.0	639	46	13.9
22)	Hurns, Jac. (WR)	635	36	17.6	0	0	---	635	36	17.6
23)	Landry, Mia. (WR)	630	65	9.7	95	12	7.9	535	53	10.1
24)	Benjamin, Cle. (WR)	623	41	15.2	0	0	---	623	41	15.2
25)	Lewis, N.E. (RB)	622	85	7.3	234	49	4.8	388	36	10.8
26t)	Barnidge, Cle. (TE)	602	42	14.3	0	0	---	602	42	14.3
26t)	D. Williams, Pit. (RB)	602	102	5.9	480	90	5.3	122	12	10.2
28)	Crabtree, Oak. (WR)	591	47	12.6	0	0	---	591	47	12.6
29)	*Yeldon, Jac. (RB)	589	134	4.4	470	115	4.1	119	19	6.3
30)	Maclin, K.C. (WR)	564	43	13.1	-2	1	-2.0	566	42	13.5
31)	Matthews, Mia. (WR)	554	37	15.0	0	0	---	554	37	15.0
32)	*D. Johnson, Cle. (RB)	548	94	5.8	179	59	3.0	369	35	10.5
33)	McCoy, Buf. (RB)	546	107	5.1	416	94	4.4	130	13	10.0
34)	Charles, K.C. (RB)	541	92	5.9	364	71	5.1	177	21	8.4
35)	Kelce, K.C. (TE)	538	40	13.5	0	0	---	538	40	13.5
36)	*Gordon, S.D. (RB)	531	135	3.9	413	114	3.6	118	21	5.6
37)	Crowell, Cle. (RB)	493	114	4.3	333	101	3.3	160	13	12.3
38)	Blount, N.E. (RB)	474	101	4.7	447	98	4.6	27	3	9.0
39)	Decker, NY-J (WR)	472	36	13.1	0	0	---	472	36	13.1
40)	Walker, Ten. (TE)	456	42	10.9	0	0	---	456	42	10.9
41)	Eifert, Cin. (TE)	434	37	11.7	0	0	---	434	37	11.7
42)	Moncrief, Ind. (WR)	429	39	11.0	0	0	---	429	39	11.0
43)	C. Anderson, Den. (RB)	424	103	4.1	315	88	3.6	109	15	7.3
44)	M. Jones, Cin. (WR)	422	34	12.4	11	3	3.7	411	31	13.3
45)	Washington, Hou. (WR)	411	26	15.8	0	0	---	411	26	15.8
46)	Floyd, S.D. (WR)	409	21	19.5	0	0	---	409	21	19.5
47)	Hillman, Den. (RB)	396	99	4.0	384	92	4.2	12	7	1.7
48t)	Andrews, Ten. (RB)	390	82	4.8	290	73	4.0	100	9	11.1
48t)	Foster, Hou. (RB)	390	85	4.6	163	63	2.6	227	22	10.3
50)	McCluster, Ten. (RB)	387	67	5.8	210	46	4.6	177	21	8.4

WEEK 9 / THROUGH MONDAY, NOVEMBER 9, 2015

NFC / MOST YARDS FROM SCRIMMAGE

Rank	Player, Team	Total			Rushing			Receiving		
		Yards	Att+Rec	Avg	Yards	Att	Avg	Yards	Rec	Avg
1)	Freeman, Atl. (RB)	1141	212	5.4	721	164	4.4	420	48	8.8
2)	Jones, Atl. (WR)	1029	80	12.9	0	0	---	1029	80	12.9
3)	Ingram, N.O. (RB)	900	177	5.1	584	140	4.2	316	37	8.5
4)	Peterson, Min. (RB)	883	186	4.7	758	169	4.5	125	17	7.4
5)	D. Martin, T.B. (RB)	791	160	4.9	643	143	4.5	148	17	8.7
6)	Forté, Chi. (RB)	767	161	4.8	548	136	4.0	219	25	8.8
7)	Beckham, NY-G (WR)	762	60	12.7	3	1	3.0	759	59	12.9
8)	*Gurley, St.L (RB)	752	131	5.7	664	118	5.6	88	13	6.8
9)	C. Johnson, Ariz (RB)	732	146	5.0	676	141	4.8	56	5	11.2
10)	Fitzgerald, Ariz (WR)	706	55	12.8	0	0	---	706	55	12.8
11)	C. Johnson, Det. (WR)	659	48	13.7	0	0	---	659	48	13.7
12)	McFadden, Dal. (RB)	628	134	4.7	462	113	4.1	166	21	7.9
13)	Snead, N.O. (WR)	626	41	15.3	0	0	---	626	41	15.3
14)	Stewart, Car. (RB)	604	155	3.9	571	147	3.9	33	8	4.1
15t)	Cooks, N.O. (WR)	600	48	12.5	-3	3	-1.0	603	45	13.4
15t)	Murray, Phi. (RB)	600	135	4.4	390	106	3.7	210	29	7.2
17)	Olsen, Car. (TE)	584	37	15.8	0	0	---	584	37	15.8
18)	Jo. Brown, Ariz (WR)	575	38	15.1	13	1	13.0	562	37	15.2
19)	Evans, T.B. (WR)	538	32	16.8	0	0	---	538	32	16.8
20)	Watson, N.O. (TE)	532	43	12.4	0	0	---	532	43	12.4
21)	Matthews, Phi. (WR)	531	48	11.1	0	0	---	531	48	11.1
22)	Jennings, NY-G (RB)	526	111	4.7	364	94	3.9	162	17	9.5
23)	Hyde, S.F. (RB)	523	126	4.2	470	115	4.1	53	11	4.8
24)	Sims, T.B. (RB)	522	81	6.4	284	61	4.7	238	20	11.9
25)	Austin, St.L (WR)	507	53	9.6	207	25	8.3	300	28	10.7
26)	Mathews, Phi. (RB)	506	79	6.4	409	67	6.1	97	12	8.1
27)	Starks, G.B. (RB)	501	97	5.2	334	78	4.3	167	19	8.8
28)	Cobb, G.B. (WR)	498	42	11.9	22	2	11.0	476	40	11.9
29)	Jeffery, Chi. (WR)	492	33	14.9	0	0	---	492	33	14.9
30t)	J. Jones, G.B. (WR)	483	24	20.1	0	0	---	483	24	20.1
30t)	Vereen, NY-G (RB)	483	75	6.4	174	41	4.2	309	34	9.1
32)	*Diggs, Min. (WR)	470	29	16.2	9	1	9.0	461	28	16.5
33)	Graham, Sea. (TE)	450	38	11.8	0	0	---	450	38	11.8
34)	Lynch, Sea. (RB)	447	115	3.9	375	103	3.6	72	12	6.0
35)	Tamme, Atl. (TE)	430	38	11.3	0	0	---	430	38	11.3
36)	Randle, NY-G (WR)	424	36	11.8	0	0	---	424	36	11.8
37)	Garcon, Was. (WR)	420	41	10.2	0	0	---	420	41	10.2
38)	Riddick, Det. (RB)	411	59	7.0	63	17	3.7	348	42	8.3
39)	Ginn, Car. (WR)	406	22	18.5	43	1	43.0	363	21	17.3
40)	Witten, Dal. (TE)	403	44	9.2	0	0	---	403	44	9.2
41)	Randle, Dal. (RB)	401	86	4.7	315	76	4.1	86	10	8.6
42)	Lacy, G.B. (RB)	400	93	4.3	308	83	3.7	92	10	9.2
43)	Tate, Det. (WR)	391	42	9.3	14	2	7.0	377	40	9.4
44)	T. Smith, S.F. (WR)	386	18	21.4	0	0	---	386	18	21.4
45)	*Rawls, Sea. (RB)	384	72	5.3	376	69	5.4	8	3	2.7
46)	Bennett, Chi. (TE)	381	45	8.5	0	0	---	381	45	8.5
47)	Boldin, S.F. (WR)	372	31	12.0	0	0	---	372	31	12.0
48)	Colston, N.O. (WR)	371	30	12.4	0	0	---	371	30	12.4
49)	Reed, Was. (TE)	368	38	9.7	0	0	---	368	38	9.7
50)	*Jones, Was. (RB)	355	83	4.3	276	74	3.7	79	9	8.8

WEEK 9 / THROUGH MONDAY, NOVEMBER 9, 2015

NFL / MOST YARDS FROM SCRIMMAGE

Rank	Player, Team	Total			Rushing			Receiving		
		Yards	Att+Rec	Avg	Yards	Att	Avg	Yards	Rec	Avg
1)	Freeman, Atl. (RB)	1141	212	5.4	721	164	4.4	420	48	8.8
2)	Brown, Pit. (WR)	1030	72	14.3	28	3	9.3	1002	69	14.5
3)	Jones, Atl. (WR)	1029	80	12.9	0	0	---	1029	80	12.9
4)	Ingram, N.O. (RB)	900	177	5.1	584	140	4.2	316	37	8.5
5)	Peterson, Min. (RB)	883	186	4.7	758	169	4.5	125	17	7.4
6)	Hopkins, Hou. (WR)	870	66	13.2	0	0	---	870	66	13.2
7)	D. Martin, T.B. (RB)	791	160	4.9	643	143	4.5	148	17	8.7
8)	Forte, Chi. (RB)	767	161	4.8	548	136	4.0	219	25	8.8
9)	Beckham, NY-G (WR)	762	60	12.7	3	1	3.0	759	59	12.9
10)	*Gurley, St.L (RB)	752	131	5.7	664	118	5.6	88	13	6.8
11)	Woodhead, S.D. (RB)	751	103	7.3	230	58	4.0	521	45	11.6
12)	Miller, Mia. (RB)	747	118	6.3	478	91	5.3	269	27	10.0
13)	Thomas, Den. (WR)	745	61	12.2	0	0	---	745	61	12.2
14t)	Gore, Ind. (RB)	734	168	4.4	599	148	4.0	135	20	6.8
14t)	Murray, Oak. (RB)	734	153	4.8	630	132	4.8	104	21	5.0
16)	C. Johnson, Ariz (RB)	732	146	5.0	676	141	4.8	56	5	11.2
17)	Marshall, NY-J (WR)	730	54	13.5	0	0	---	730	54	13.5
18)	K. Allen, S.D. (WR)	725	67	10.8	0	0	---	725	67	10.8
19)	A. Robinson, Jac. (WR)	707	40	17.7	0	0	---	707	40	17.7
20)	Fitzgerald, Ariz (WR)	706	55	12.8	0	0	---	706	55	12.8
21)	Forsett, Bal. (RB)	704	160	4.4	562	133	4.2	142	27	5.3
22)	Hilton, Ind. (WR)	703	43	16.3	0	0	---	703	43	16.3
23)	Green, Cin. (WR)	702	50	14.0	0	0	---	702	50	14.0
24)	Gronkowski, N.E. (TE)	693	44	15.8	0	0	---	693	44	15.8
25)	Bell, Pit. (RB)	692	137	5.1	556	113	4.9	136	24	5.7
26)	S. Smith, Bal. (WR)	670	46	14.6	0	0	---	670	46	14.6
27)	Bernard, Cin. (RB)	666	112	5.9	511	91	5.6	155	21	7.4
28)	Ivory, NY-J (RB)	664	152	4.4	544	138	3.9	120	14	8.6
29)	Edelman, N.E. (WR)	662	60	11.0	23	3	7.7	639	57	11.2
30)	C. Johnson, Det. (WR)	659	48	13.7	0	0	---	659	48	13.7
31)	*Cooper, Oak. (WR)	657	47	14.0	4	2	2.0	653	45	14.5
32)	Sanders, Den. (WR)	639	47	13.6	0	1	0.0	639	46	13.9
33)	Hurns, Jac. (WR)	635	36	17.6	0	0	---	635	36	17.6
34)	Landry, Mia. (WR)	630	65	9.7	95	12	7.9	535	53	10.1
35)	McFadden, Dal. (RB)	628	134	4.7	462	113	4.1	166	21	7.9
36)	Snead, N.O. (WR)	626	41	15.3	0	0	---	626	41	15.3
37)	Benjamin, Cle. (WR)	623	41	15.2	0	0	---	623	41	15.2
38)	Lewis, N.E. (RB)	622	85	7.3	234	49	4.8	388	36	10.8
39)	Stewart, Car. (RB)	604	155	3.9	571	147	3.9	33	8	4.1
40t)	Barnidge, Cle. (TE)	602	42	14.3	0	0	---	602	42	14.3
40t)	D. Williams, Pit. (RB)	602	102	5.9	480	90	5.3	122	12	10.2
42t)	Cooks, N.O. (WR)	600	48	12.5	-3	3	-1.0	603	45	13.4
42t)	Murray, Phi. (RB)	600	135	4.4	390	106	3.7	210	29	7.2
44)	Crabtree, Oak. (WR)	591	47	12.6	0	0	---	591	47	12.6
45)	*Yeldon, Jac. (RB)	589	134	4.4	470	115	4.1	119	19	6.3
46)	Olsen, Car. (TE)	584	37	15.8	0	0	---	584	37	15.8
47)	Jo. Brown, Ariz (WR)	575	38	15.1	13	1	13.0	562	37	15.2
48)	Maclin, K.C. (WR)	564	43	13.1	-2	1	-2.0	566	42	13.5
49)	Matthews, Mia. (WR)	554	37	15.0	0	0	---	554	37	15.0
50)	*D. Johnson, Cle. (RB)	548	94	5.8	179	59	3.0	369	35	10.5

WEEK 9 / THROUGH MONDAY, NOVEMBER 9, 2015

AFC / LEADERS IN FIRST DOWNS

Rank	Player, Team	Rush	Rec	Tot
1)	Hopkins, Hou. (WR)	0	54	54
2)	Brown, Pit. (WR)	1	42	43
3)	Forsett, Bal. (RB)	36	4	40
4t)	Edelman, N.E. (WR)	3	34	37
4t)	Thomas, Den. (WR)	0	37	37
6t)	Marshall, NY-J (WR)	0	36	36
6t)	Woodhead, S.D. (RB)	13	23	36
8t)	Gore, Ind. (RB)	29	6	35
8t)	Landry, Mia. (WR)	6	29	35
10)	K. Allen, S.D. (WR)	0	34	34
11t)	Green, Cin. (WR)	0	33	33
11t)	Ivory, NY-J (RB)	27	6	33
11t)	Miller, Mia. (RB)	25	8	33
14t)	Bell, Pit. (RB)	27	4	31
14t)	Charles, K.C. (RB)	21	10	31
14t)	Lewis, N.E. (RB)	15	16	31
14t)	Murray, Oak. (RB)	26	5	31
18t)	Bernard, Cin. (RB)	24	6	30
18t)	Crabtree, Oak. (WR)	0	30	30
18t)	Gronkowski, N.E. (TE)	0	30	30
18t)	A. Robinson, Jac. (WR)	0	30	30
18t)	Sanders, Den. (WR)	0	30	30
23t)	Barnidge, Cle. (TE)	0	29	29
23t)	Hurns, Jac. (WR)	0	29	29
25t)	*Gordon, S.D. (RB)	23	5	28
25t)	S. Smith, Bal. (WR)	0	28	28
25t)	D. Williams, Pit. (RB)	23	5	28
28t)	*Cooper, Oak. (WR)	0	27	27
28t)	Eifert, Cin. (TE)	0	27	27
28t)	Hilton, Ind. (WR)	0	27	27
31t)	Blount, N.E. (RB)	24	2	26
31t)	Kelce, K.C. (TE)	0	26	26
31t)	Matthews, Mia. (WR)	0	26	26
34)	Decker, NY-J (WR)	0	25	25
35t)	Foster, Hou. (RB)	11	13	24
35t)	*D. Johnson, Cle. (RB)	8	16	24
37t)	Benjamin, Cle. (WR)	0	23	23
37t)	Maclin, K.C. (WR)	0	23	23
37t)	McCoy, Buf. (RB)	19	4	23
37t)	Moncrief, Ind. (WR)	0	23	23
37t)	Walker, Ten. (TE)	0	23	23
42t)	Crowell, Cle. (RB)	16	6	22
42t)	J. Hill, Cin. (RB)	20	2	22
42t)	*Yeldon, Jac. (RB)	14	8	22
45)	S. Johnson, S.D. (WR)	0	21	21
46t)	Aiken, Bal. (WR)	0	20	20
46t)	Amendola, N.E. (WR)	0	20	20
46t)	Andrews, Ten. (RB)	16	4	20
46t)	Washington, Hou. (WR)	0	20	20
50t)	Clay, Buf. (TE)	0	19	19
50t)	Green, S.D. (TE)	0	19	19

WEEK 9 / THROUGH MONDAY, NOVEMBER 9, 2015**NFC / LEADERS IN FIRST DOWNS**

Rank	Player, Team	Rush	Rec	Tot
1)	Freeman, Atl. (RB)	47	16	63
2)	Ingram, N.O. (RB)	36	16	52
3)	Jones, Atl. (WR)	0	50	50
4t)	Beckham, NY-G (WR)	0	39	39
4t)	Peterson, Min. (RB)	37	2	39
6)	Forste, Chi. (RB)	26	10	36
7t)	Fitzgerald, Ariz (WR)	0	34	34
7t)	C. Johnson, Det. (WR)	0	34	34
9t)	McFadden, Dal. (RB)	26	7	33
9t)	Murray, Phi. (RB)	25	8	33
11)	Lynch, Sea. (RB)	26	5	31
12t)	*Gurley, St.L (RB)	27	3	30
12t)	D. Martin, T.B. (RB)	25	5	30
14t)	Jo. Brown, Ariz (WR)	1	28	29
14t)	Hyde, S.F. (RB)	25	4	29
16)	Mathews, Phi. (RB)	24	4	28
17t)	Austin, St.L (WR)	13	14	27
17t)	Jeffery, Chi. (WR)	0	27	27
17t)	C. Johnson, Ariz (RB)	26	1	27
17t)	Newton, Car. (QB)	27	0	27
17t)	Olsen, Car. (TE)	0	27	27
17t)	Snead, N.O. (WR)	0	27	27
23t)	Cobb, G.B. (WR)	2	24	26
23t)	Evans, T.B. (WR)	0	26	26
23t)	Watson, N.O. (TE)	0	26	26
26t)	Garcon, Was. (WR)	0	25	25
26t)	Stewart, Car. (RB)	24	1	25
28t)	Matthews, Phi. (WR)	0	24	24
28t)	Vereen, NY-G (RB)	9	15	24
30t)	Cooks, N.O. (WR)	0	23	23
30t)	Reed, Was. (TE)	0	23	23
32t)	Bennett, Chi. (TE)	0	22	22
32t)	*Crowder, Was. (WR)	0	22	22
32t)	Starks, G.B. (RB)	16	6	22
35t)	Graham, Sea. (TE)	0	21	21
35t)	Jennings, NY-G (RB)	18	3	21
35t)	Randle, Dal. (RB)	15	6	21
35t)	Randle, NY-G (WR)	0	21	21
35t)	Sims, T.B. (RB)	12	9	21
35t)	Tate, Det. (WR)	1	20	21
41t)	*Jones, Was. (RB)	16	4	20
41t)	Lacy, G.B. (RB)	16	4	20
43t)	Boldin, S.F. (WR)	0	19	19
43t)	*Diggs, Min. (WR)	0	19	19
43t)	J. Jones, G.B. (WR)	0	19	19
43t)	Tamme, Atl. (TE)	0	19	19
43t)	Witten, Dal. (TE)	0	19	19
48t)	Ginn, Car. (WR)	1	17	18
48t)	Jackson, T.B. (WR)	0	18	18
48t)	Robinson, N.O. (RB)	14	4	18
48t)	Wallace, Min. (WR)	0	18	18

WEEK 9 / THROUGH MONDAY, NOVEMBER 9, 2015

NFL / LEADERS IN FIRST DOWNS

Rank	Player, Team	Rush	Rec	Tot
1)	Freeman, Atl. (RB)	47	16	63
2)	Hopkins, Hou. (WR)	0	54	54
3)	Ingram, N.O. (RB)	36	16	52
4)	Jones, Atl. (WR)	0	50	50
5)	Brown, Pit. (WR)	1	42	43
6)	Forsett, Bal. (RB)	36	4	40
7t)	Beckham, NY-G (WR)	0	39	39
7t)	Peterson, Min. (RB)	37	2	39
9t)	Edelman, N.E. (WR)	3	34	37
9t)	Thomas, Den. (WR)	0	37	37
11t)	Forte, Chi. (RB)	26	10	36
11t)	Marshall, NY-J (WR)	0	36	36
11t)	Woodhead, S.D. (RB)	13	23	36
14t)	Gore, Ind. (RB)	29	6	35
14t)	Landry, Mia. (WR)	6	29	35
16t)	K. Allen, S.D. (WR)	0	34	34
16t)	Fitzgerald, Ariz (WR)	0	34	34
16t)	C. Johnson, Det. (WR)	0	34	34
19t)	Green, Cin. (WR)	0	33	33
19t)	Ivory, NY-J (RB)	27	6	33
19t)	McFadden, Dal. (RB)	26	7	33
19t)	Miller, Mia. (RB)	25	8	33
19t)	Murray, Phi. (RB)	25	8	33
24t)	Bell, Pit. (RB)	27	4	31
24t)	Charles, K.C. (RB)	21	10	31
24t)	Lewis, N.E. (RB)	15	16	31
24t)	Lynch, Sea. (RB)	26	5	31
24t)	Murray, Oak. (RB)	26	5	31
29t)	Bernard, Cin. (RB)	24	6	30
29t)	Crabtree, Oak. (WR)	0	30	30
29t)	Gronkowski, N.E. (TE)	0	30	30
29t)	*Gurley, St.L (RB)	27	3	30
29t)	D. Martin, T.B. (RB)	25	5	30
29t)	A. Robinson, Jac. (WR)	0	30	30
29t)	Sanders, Den. (WR)	0	30	30
36t)	Barnidge, Cle. (TE)	0	29	29
36t)	Jo. Brown, Ariz (WR)	1	28	29
36t)	Hurns, Jac. (WR)	0	29	29
36t)	Hyde, S.F. (RB)	25	4	29
40t)	*Gordon, S.D. (RB)	23	5	28
40t)	Mathews, Phi. (RB)	24	4	28
40t)	S. Smith, Bal. (WR)	0	28	28
40t)	D. Williams, Pit. (RB)	23	5	28
44t)	Austin, St.L (WR)	13	14	27
44t)	*Cooper, Oak. (WR)	0	27	27
44t)	Eifert, Cin. (TE)	0	27	27
44t)	Hilton, Ind. (WR)	0	27	27
44t)	Jeffery, Chi. (WR)	0	27	27
44t)	C. Johnson, Ariz (RB)	26	1	27
44t)	Newton, Car. (QB)	27	0	27
44t)	Olsen, Car. (TE)	0	27	27
44t)	Snead, N.O. (WR)	0	27	27

WEEK 9 / THROUGH MONDAY, NOVEMBER 9, 2015

AFC / LEADING PUNTERS

Rank	Player, Team	No	Yards	Lg	Avg	TB	Blk	Dwn	OB	Opp Ret	In	Net
										Ret	Yds	20 Avg
1)	Koch, Bal.	33	1630	62	49.4	0	0	3	6	20	124	11 45.6
2)	*Darr, Mia.	38	1864	70	49.1	6	0	2	3	18	167	12 41.5
3)	Schmidt, Buf.	39	1899	65	48.7	1	0	3	4	21	200	10 43.1
4)	McAfee, Ind.	48	2331	61	48.6	3	0	5	5	23	186	13 43.4
5)	Lee, Cle.	45	2182	67	48.5	4	0	3	3	25	188	16 42.5
6)	Colquitt, K.C.	38	1789	62	47.1	3	0	5	5	16	89	17 43.2
7)	Lechler, Hou.	47	2210	60	47.0	4	0	4	2	30	307	13 38.8
8)	Kern, Ten.	43	1982	61	46.1	1	0	5	4	19	278	19 39.2
9)	Huber, Cin.	29	1316	67	45.4	2	1	8	2	9	70	16 40.2
10)	Allen, N.E.	25	1126	67	45.0	1	0	1	2	13	62	14 41.8
11)	Anger, Jac.	44	1977	63	44.9	2	0	4	1	22	302	15 37.2
12)	Colquitt, Den.	40	1792	62	44.8	2	0	8	7	16	152	12 40.0
13)	King, Oak.	35	1548	70	44.2	4	0	9	2	13	65	15 40.1
14)	Scifres, S.D.	37	1628	68	44.0	1	0	4	3	26	276	6 36.0
15)	Berry, Pit.	41	1736	79	42.3	1	0	8	3	16	150	20 38.2
16)	Quigley, NY-J	35	1466	54	41.9	1	1	5	6	13	192	15 34.8

NFC / LEADING PUNTERS

Rank	Player, Team	No	Yards	Lg	Avg	TB	Blk	Dwn	OB	Opp Ret	In	Net
										Ret	Yds	20 Avg
1)	Bosher, Atl.	34	1648	69	48.5	1	1	2	2	18	194	12 41.0
2)	Hekker, St.L	47	2274	63	48.4	2	0	5	4	25	198	18 43.3
3)	D. Jones, Phi.	41	1960	60	47.8	3	1	4	1	20	102	14 42.8
4)	Ryan, Sea.	40	1904	73	47.6	5	0	3	3	15	242	12 39.1
5)	Martin, Det.	42	1957	66	46.6	2	0	4	2	26	201	13 40.9
6)	O'Donnell, Chi.	33	1525	72	46.2	2	0	2	5	15	173	8 39.8
7)	C. Jones, Dal.	33	1517	61	46.0	1	0	2	5	12	121	13 41.7
8)	Morstead, N.O.	29	1326	58	45.7	1	0	2	6	13	112	13 41.2
9)	Nortman, Car.	41	1865	65	45.5	3	0	1	3	24	228	10 38.5
10)	Wing, NY-G	40	1809	64	45.2	3	0	7	1	18	116	18 40.8
11)	Way, Was.	33	1491	63	45.2	3	1	9	2	14	183	7 36.7
12)	*Pinion, S.F.	49	2174	60	44.4	2	0	6	11	24	178	14 39.9
13)	Masthay, G.B.	37	1627	56	44.0	3	0	2	5	23	107	8 39.5
14)	Schum, T.B.	26	1100	56	42.3	1	0	4	1	15	71	8 38.8
15)	Locke, Min.	34	1405	61	41.3	2	0	4	2	14	67	14 38.2
16)	Butler, Ariz	26	1067	55	41.0	2	1	5	1	9	96	10 34.5

NFL / LEADING PUNTERS

Rank	Player, Team	No	Yards	Lg	Avg	TB	Blk	Dwn	OB	Opp Ret	In	Net
										Ret	Yds	20 Avg
1)	Koch, Bal.	33	1630	62	49.4	0	0	3	6	20	124	11 45.6
2)	*Darr, Mia.	38	1864	70	49.1	6	0	2	3	18	167	12 41.5
3)	Schmidt, Buf.	39	1899	65	48.7	1	0	3	4	21	200	10 43.1
4)	McAfee, Ind.	48	2331	61	48.6	3	0	5	5	23	186	13 43.4
5)	Lee, Cle.	45	2182	67	48.5	4	0	3	3	25	188	16 42.5
6)	Bosher, Atl.	34	1648	69	48.5	1	1	2	2	18	194	12 41.0
7)	Hekker, St.L	47	2274	63	48.4	2	0	5	4	25	198	18 43.3
8)	D. Jones, Phi.	41	1960	60	47.8	3	1	4	1	20	102	14 42.8
9)	Ryan, Sea.	40	1904	73	47.6	5	0	3	3	15	242	12 39.1
10)	Colquitt, K.C.	38	1789	62	47.1	3	0	5	5	16	89	17 43.2
11)	Lechler, Hou.	47	2210	60	47.0	4	0	4	2	30	307	13 38.8
12)	Martin, Det.	42	1957	66	46.6	2	0	4	2	26	201	13 40.9
13)	O'Donnell, Chi.	33	1525	72	46.2	2	0	2	5	15	173	8 39.8
14)	Kern, Ten.	43	1982	61	46.1	1	0	5	4	19	278	19 39.2
15)	C. Jones, Dal.	33	1517	61	46.0	1	0	2	5	12	121	13 41.7
16)	Morstead, N.O.	29	1326	58	45.7	1	0	2	6	13	112	13 41.2
17)	Nortman, Car.	41	1865	65	45.5	3	0	1	3	24	228	10 38.5
18)	Huber, Cin.	29	1316	67	45.4	2	1	8	2	9	70	16 40.2
19)	Wing, NY-G	40	1809	64	45.2	3	0	7	1	18	116	18 40.8
20)	Way, Was.	33	1491	63	45.2	3	1	9	2	14	183	7 36.7
21)	Allen, N.E.	25	1126	67	45.0	1	0	1	2	13	62	14 41.8
22)	Anger, Jac.	44	1977	63	44.9	2	0	4	1	22	302	15 37.2
23)	Colquitt, Den.	40	1792	62	44.8	2	0	8	7	16	152	12 40.0
24)	*Pinion, S.F.	49	2174	60	44.4	2	0	6	11	24	178	14 39.9
25)	King, Oak.	35	1548	70	44.2	4	0	9	2	13	65	15 40.1
26)	Scifres, S.D.	37	1628	68	44.0	1	0	4	3	26	276	6 36.0
27)	Masthay, G.B.	37	1627	56	44.0	3	0	2	5	23	107	8 39.5
28)	Berry, Pit.	41	1736	79	42.3	1	0	8	3	16	150	20 38.2
29)	Schum, T.B.	26	1100	56	42.3	1	0	4	1	15	71	8 38.8
30)	Quigley, NY-J	35	1466	54	41.9	1	1	5	6	13	192	15 34.8
31)	Locke, Min.	34	1405	61	41.3	2	0	4	2	14	67	14 38.2
32)	Butler, Ariz	26	1067	55	41.0	2	1	5	1	9	96	10 34.5

WEEK 9 / THROUGH MONDAY, NOVEMBER 9, 2015

AFC / LEADING PUNTERS, NET AVERAGE

Rank	Player, Team	No	Yards	Lg	Avg	TB	Blk	Dwn	OB	Opp Ret	In	Net
										Ret Yds	20	Avg
1)	Koch, Bal.	33	1630	62	49.4	0	0	3	6	20	124	11 45.6
2)	McAfee, Ind.	48	2331	61	48.6	3	0	5	5	23	186	13 43.4
3)	Colquitt, K.C.	38	1789	62	47.1	3	0	5	5	16	89	17 43.2
4)	Schmidt, Buf.	39	1899	65	48.7	1	0	3	4	21	200	10 43.1
5)	Lee, Cle.	45	2182	67	48.5	4	0	3	3	25	188	16 42.5
6)	Allen, N.E.	25	1126	67	45.0	1	0	1	2	13	62	14 41.8
7)	*Darr, Mia.	38	1864	70	49.1	6	0	2	3	18	167	12 41.5
8)	Huber, Cin.	29	1316	67	45.4	2	1	8	2	9	70	16 40.2
9)	King, Oak.	35	1548	70	44.2	4	0	9	2	13	65	15 40.1
10)	Colquitt, Den.	40	1792	62	44.8	2	0	8	7	16	152	12 40.0
11)	Kern, Ten.	43	1982	61	46.1	1	0	5	4	19	278	19 39.2
12)	Lechler, Hou.	47	2210	60	47.0	4	0	4	2	30	307	13 38.8
13)	Berry, Pit.	41	1736	79	42.3	1	0	8	3	16	150	20 38.2
14)	Anger, Jac.	44	1977	63	44.9	2	0	4	1	22	302	15 37.2
15)	Scifres, S.D.	37	1628	68	44.0	1	0	4	3	26	276	6 36.0
16)	Quigley, NY-J	35	1466	54	41.9	1	1	5	6	13	192	15 34.8

NFC / LEADING PUNTERS, NET AVERAGE

Rank	Player, Team	No	Yards	Lg	Avg	TB	Blk	Dwn	OB	Opp Ret	In	Net
										Ret Yds	20	Avg
1)	Hekker, St.L	47	2274	63	48.4	2	0	5	4	25	198	18 43.3
2)	D. Jones, Phi.	41	1960	60	47.8	3	1	4	1	20	102	14 42.8
3)	C. Jones, Dal.	33	1517	61	46.0	1	0	2	5	12	121	13 41.7
4)	Morstead, N.O.	29	1326	58	45.7	1	0	2	6	13	112	13 41.2
5)	Bosher, Atl.	34	1648	69	48.5	1	1	2	2	18	194	12 41.0
6)	Martin, Det.	42	1957	66	46.6	2	0	4	2	26	201	13 40.9
7)	Wing, NY-G	40	1809	64	45.2	3	0	7	1	18	116	18 40.8
8)	*Pinion, S.F.	49	2174	60	44.4	2	0	6	11	24	178	14 39.9
9)	O'Donnell, Chi.	33	1525	72	46.2	2	0	2	5	15	173	8 39.8
10)	Masthay, G.B.	37	1627	56	44.0	3	0	2	5	23	107	8 39.5
11)	Ryan, Sea.	40	1904	73	47.6	5	0	3	3	15	242	12 39.1
12)	Schum, T.B.	26	1100	56	42.3	1	0	4	1	15	71	8 38.8
13)	Nortman, Car.	41	1865	65	45.5	3	0	1	3	24	228	10 38.5
14)	Locke, Min.	34	1405	61	41.3	2	0	4	2	14	67	14 38.2
15)	Way, Was.	33	1491	63	45.2	3	1	9	2	14	183	7 36.7
16)	Butler, Ariz	26	1067	55	41.0	2	1	5	1	9	96	10 34.5

NFL / LEADING PUNTERS, NET AVERAGE

Rank	Player, Team	No	Yards	Lg	Avg	TB	Blk	Dwn	OB	Opp Ret	In	Net
										Ret Yds	20	Avg
1)	Koch, Bal.	33	1630	62	49.4	0	0	3	6	20	124	11 45.6
2)	McAfee, Ind.	48	2331	61	48.6	3	0	5	5	23	186	13 43.4
3)	Hekker, St.L	47	2274	63	48.4	2	0	5	4	25	198	18 43.3
4)	Colquitt, K.C.	38	1789	62	47.1	3	0	5	5	16	89	17 43.2
5)	Schmidt, Buf.	39	1899	65	48.7	1	0	3	4	21	200	10 43.1
6)	D. Jones, Phi.	41	1960	60	47.8	3	1	4	1	20	102	14 42.8
7)	Lee, Cle.	45	2182	67	48.5	4	0	3	3	25	188	16 42.5
8)	Allen, N.E.	25	1126	67	45.0	1	0	1	2	13	62	14 41.8
9)	C. Jones, Dal.	33	1517	61	46.0	1	0	2	5	12	121	13 41.7
10)	*Darr, Mia.	38	1864	70	49.1	6	0	2	3	18	167	12 41.5
11)	Morstead, N.O.	29	1326	58	45.7	1	0	2	6	13	112	13 41.2
12)	Bosher, Atl.	34	1648	69	48.5	1	1	2	2	18	194	12 41.0
13)	Martin, Det.	42	1957	66	46.6	2	0	4	2	26	201	13 40.9
14)	Wing, NY-G	40	1809	64	45.2	3	0	7	1	18	116	18 40.8
15)	Huber, Cin.	29	1316	67	45.4	2	1	8	2	9	70	16 40.2
16)	King, Oak.	35	1548	70	44.2	4	0	9	2	13	65	15 40.1
17)	Colquitt, Den.	40	1792	62	44.8	2	0	8	7	16	152	12 40.0
18)	*Pinion, S.F.	49	2174	60	44.4	2	0	6	11	24	178	14 39.9
19)	O'Donnell, Chi.	33	1525	72	46.2	2	0	2	5	15	173	8 39.8
20)	Masthay, G.B.	37	1627	56	44.0	3	0	2	5	23	107	8 39.5
21)	Kern, Ten.	43	1982	61	46.1	1	0	5	4	19	278	19 39.2
22)	Ryan, Sea.	40	1904	73	47.6	5	0	3	3	15	242	12 39.1
23)	Schum, T.B.	26	1100	56	42.3	1	0	4	1	15	71	8 38.8
24)	Lechler, Hou.	47	2210	60	47.0	4	0	4	2	30	307	13 38.8
25)	Nortman, Car.	41	1865	65	45.5	3	0	1	3	24	228	10 38.5
26)	Berry, Pit.	41	1736	79	42.3	1	0	8	3	16	150	20 38.2
27)	Locke, Min.	34	1405	61	41.3	2	0	4	2	14	67	14 38.2
28)	Anger, Jac.	44	1977	63	44.9	2	0	4	1	22	302	15 37.2
29)	Way, Was.	33	1491	63	45.2	3	1	9	2	14	183	7 36.7
30)	Scifres, S.D.	37	1628	68	44.0	1	0	4	3	26	276	6 36.0
31)	Quigley, NY-J	35	1466	54	41.9	1	1	5	6	13	192	15 34.8
32)	Butler, Ariz	26	1067	55	41.0	2	1	5	1	9	96	10 34.5

WEEK 9 / THROUGH MONDAY, NOVEMBER 9, 2015

AFC / PUNT RETURN LEADERS

Rank	Player, Team	Ret	FC	Yards	Avg	Long	TD
1)	Benjamin, Cle.	22	5	273	12.4	78t	1
2)	A. Jones, Cin.	13	1	159	12.2	35	0
3)	Landry, Mia.	21	9	228	10.9	69t	1
4)	McCluster, Ten.	22	12	209	9.5	37	0
5)	Amendola, N.E.	13	5	121	9.3	28	0
6)	Kerley, NY-J	23	11	206	9.0	22	0
7t)	Tate, Cin.	12	4	102	8.5	18	0
7t)	Thomas, K.C.	26	1	221	8.5	37	0
9)	*Mumphery, Hou.	19	5	157	8.3	15	0
10)	Brown, Pit.	13	11	107	8.2	29	0
11)	Edelman, N.E.	10	1	81	8.1	19	0
12)	Whalen, Ind.	12	17	85	7.1	22	0
13)	Carrie, Oak.	17	2	116	6.8	22	0
14)	Sanders, Den.	12	12	70	5.8	13	0
15)	Thigpen, Buf.-Oak.	10	6	48	4.8	14	0

NFC / PUNT RETURN LEADERS

Rank	Player, Team	Ret	FC	Yards	Avg	Long	TD
1)	Sproles, Phi.	14	13	206	14.7	89t	1
2)	Weems, Atl.	16	14	203	12.7	41	0
3)	Rainey, T.B.	19	1	218	11.5	58	0
4)	Sherels, Min.	22	8	247	11.2	65t	1
5)	Austin, St.L	16	5	162	10.1	75t	1
6)	*Murphy, N.O.	23	6	226	9.8	74t	1
7)	Ginn, Car.	19	12	171	9.0	37	0
8)	*Lockett, Sea.	24	9	195	8.1	57t	1
9t)	Mariani, Chi.	15	8	120	8.0	20	0
9t)	Peterson, Ariz	18	7	144	8.0	38	0
11)	D. Harris, NY-G	17	4	132	7.8	29	0
12)	Hyde, G.B.	16	8	98	6.1	16	0
13)	*Crowder, Was.	13	8	70	5.4	13	0

NFL / PUNT RETURN LEADERS

Rank	Player, Team	Ret	FC	Yards	Avg	Long	TD
1)	Sproles, Phi.	14	13	206	14.7	89t	1
2)	Weems, Atl.	16	14	203	12.7	41	0
3)	Benjamin, Cle.	22	5	273	12.4	78t	1
4)	A. Jones, Cin.	13	1	159	12.2	35	0
5)	Rainey, T.B.	19	1	218	11.5	58	0
6)	Sherels, Min.	22	8	247	11.2	65t	1
7)	Landry, Mia.	21	9	228	10.9	69t	1
8)	Austin, St.L	16	5	162	10.1	75t	1
9)	*Murphy, N.O.	23	6	226	9.8	74t	1
10)	McCluster, Ten.	22	12	209	9.5	37	0
11)	Amendola, N.E.	13	5	121	9.3	28	0
12)	Ginn, Car.	19	12	171	9.0	37	0
13)	Kerley, NY-J	23	11	206	9.0	22	0
14t)	Tate, Cin.	12	4	102	8.5	18	0
14t)	Thomas, K.C.	26	1	221	8.5	37	0
16)	*Mumphery, Hou.	19	5	157	8.3	15	0
17)	Brown, Pit.	13	11	107	8.2	29	0
18)	*Lockett, Sea.	24	9	195	8.1	57t	1
19)	Edelman, N.E.	10	1	81	8.1	19	0
20t)	Mariani, Chi.	15	8	120	8.0	20	0
20t)	Peterson, Ariz	18	7	144	8.0	38	0
22)	D. Harris, NY-G	17	4	132	7.8	29	0
23)	Whalen, Ind.	12	17	85	7.1	22	0
24)	Carrie, Oak.	17	2	116	6.8	22	0
25)	Hyde, G.B.	16	8	98	6.1	16	0
26)	Sanders, Den.	12	12	70	5.8	13	0
27)	*Crowder, Was.	13	8	70	5.4	13	0
28)	Thigpen, Buf.-Oak.	10	6	48	4.8	14	0

WEEK 9 / THROUGH MONDAY, NOVEMBER 9, 2015**AFC / KICKOFF RETURN LEADERS**

Rank	Player, Team	Ret	Yards	Avg	Long	TD
1)	Davis, K.C.	13	347	26.7	54	0
2)	Archer, Pit.	14	354	25.3	38	0
3)	Jones, Oak.	13	326	25.1	41	0
4)	Jac. Jones, S.D.-Pit.	13	276	21.2	30	0
5)	D. Williams, Mia.	10	209	20.9	34	0
6)	Tate, Cin.	10	190	19.0	29	0

NFC / KICKOFF RETURN LEADERS

Rank	Player, Team	Ret	Yards	Avg	Long	TD
1)	D. Harris, NY-G	13	429	33.0	100t	1
2)	*D. Johnson, Ariz	13	390	30.0	108t	1
3)	*Abdullah, Det.	19	536	28.2	48	0
4)	Ross, Was.	15	400	26.7	101t	1
5)	Rainey, T.B.	13	341	26.2	38	0
6)	Mariani, Chi.	13	340	26.2	38	0
7)	Weems, Atl.	13	333	25.6	50	0
8)	*Lockett, Sea.	14	356	25.4	105t	1
9)	*Murphy, N.O.	12	300	25.0	35	0
10)	Patterson, Min.	18	446	24.8	42	0
11)	B. Cunningham, St.L	11	262	23.8	39	0

NFL / KICKOFF RETURN LEADERS

Rank	Player, Team	Ret	Yards	Avg	Long	TD
1)	D. Harris, NY-G	13	429	33.0	100t	1
2)	*D. Johnson, Ariz	13	390	30.0	108t	1
3)	*Abdullah, Det.	19	536	28.2	48	0
4)	Davis, K.C.	13	347	26.7	54	0
5)	Ross, Was.	15	400	26.7	101t	1
6)	Rainey, T.B.	13	341	26.2	38	0
7)	Mariani, Chi.	13	340	26.2	38	0
8)	Weems, Atl.	13	333	25.6	50	0
9)	*Lockett, Sea.	14	356	25.4	105t	1
10)	Archer, Pit.	14	354	25.3	38	0
11)	Jones, Oak.	13	326	25.1	41	0
12)	*Murphy, N.O.	12	300	25.0	35	0
13)	Patterson, Min.	18	446	24.8	42	0
14)	B. Cunningham, St.L	11	262	23.8	39	0
15)	Jac. Jones, S.D.-Pit.	13	276	21.2	30	0
16)	D. Williams, Mia.	10	209	20.9	34	0
17)	Tate, Cin.	10	190	19.0	29	0

WEEK 9 / THROUGH MONDAY, NOVEMBER 9, 2015

AFC / LEADERS IN INTERCEPTIONS

Rank	Player, Team	Int	Yards	Avg	Long	TD
1t)	Adams, Ind.	5	63	12.6	38	1
1t)	Woodson, Oak.	5	22	4.4	11	0
3t)	Ryan, N.E.	4	39	9.8	25	0
3t)	M. Williams, NY-J	4	26	6.5	18	0
5t)	Talib, Den.	3	123	41.0	63t	2
5t)	*Peters, K.C.	3	55	18.3	55t	1
5t)	Nelson, Cin.	3	51	17.0	37	0
5t)	Harmon, N.E.	3	50	16.7	30	0
5t)	Revis, NY-J	3	6	2.0	6	0
10t)	Blake, Pit.	2	112	56.0	70t	1
10t)	Lowery, Ind.	2	95	47.5	69t	1
10t)	C. Harris, Den.	2	94	47.0	74t	1
10t)	Cockrell, Pit.	2	62	31.0	37	0
10t)	Jones, Mia.	2	53	26.5	30t	2
10t)	*Darby, Buf.	2	48	24.0	27	0
10t)	P. Brown, Buf.	2	46	23.0	43t	1
10t)	Sensabaugh, Ten.	2	42	21.0	26t	1
10t)	Dansby, Cle.	2	41	20.5	35t	1
10t)	Hal, Hou.	2	34	17.0	31t	1
10t)	Gilmore, Buf.	2	29	14.5	29	0
10t)	J. Smith, Bal.	2	24	12.0	24t	1
10t)	Posluszny, Jac.	2	22	11.0	19	0
10t)	Bruton, Den.	2	11	5.5	12	0
10t)	Mitchell, Pit.	2	7	3.5	7	0
10t)	Grimes, Mia.	2	2	1.0	2	0
10t)	Davis, Ind.	2	0	0.0	0	0
10t)	Gilchrist, NY-J	2	0	0.0	0	0
10t)	Gipson, Cle.	2	0	0.0	0	0
10t)	A. Jones, Cin.	2	0	0.0	0	0

NFC / LEADERS IN INTERCEPTIONS

Rank	Player, Team	Int	Yards	Avg	Long	TD
1t)	Norman, Car.	4	110	27.5	46t	2
1t)	R. Johnson, Ariz	4	21	5.3	11	0
3t)	Rodgers-Cromartie, NY-G	3	72	24.0	58t	1
3t)	Thurmond, Phi.	3	67	22.3	44	0
3t)	Acker, S.F.	3	45	15.0	45	0
3t)	Johnson, St.L	3	44	14.7	29	0
3t)	Brock, S.F.	3	26	8.7	26	0
3t)	Davis, Car.	3	0	0.0	1	0
9t)	McBride, NY-G	2	82	41.0	63t	1
9t)	Alford, Atl.	2	76	38.0	59t	1
9t)	*Hicks, Phi.	2	67	33.5	67t	1
9t)	Breeland, Was.	2	56	28.0	28	0
9t)	Mathieu, Ariz	2	50	25.0	33t	1
9t)	*Rollins, G.B.	2	48	24.0	45t	1
9t)	Peterson, Ariz	2	41	20.5	40	0
9t)	Quin, Det.	2	32	16.0	31t	1
9t)	E. Thomas, Sea.	2	32	16.0	32	0
9t)	Jefferson, Ariz	2	26	13.0	26t	1
9t)	Meriweather, NY-G	2	26	13.0	26	0
9t)	Carroll, Phi.	2	18	9.0	17t	1
9t)	*Alexander, T.B.	2	15	7.5	15	0
9t)	Coleman, Car.	2	15	7.5	15	0
9t)	Shields, G.B.	2	15	7.5	15	0
9t)	Moore, Atl.	2	14	7.0	11	0
9t)	*Randall, G.B.	2	4	2.0	4	0
9t)	Uani' Unga, NY-G	2	1	0.5	1	0
9t)	Jenkins, St.L	2	0	0.0	0	0

WEEK 9 / THROUGH MONDAY, NOVEMBER 9, 2015

NFL / LEADERS IN INTERCEPTIONS

Rank	Player, Team	Int	Yards	Avg	Long	TD
1t)	Adams, Ind.	5	63	12.6	38	1
1t)	Woodson, Oak.	5	22	4.4	11	0
3t)	Norman, Car.	4	110	27.5	46t	2
3t)	Ryan, N.E.	4	39	9.8	25	0
3t)	M. Williams, NY-J	4	26	6.5	18	0
3t)	R. Johnson, Ariz	4	21	5.3	11	0
7t)	Talib, Den.	3	123	41.0	63t	2
7t)	Rodgers-Cromartie, NY-G	3	72	24.0	58t	1
7t)	Thurmond, Phi.	3	67	22.3	44	0
7t)	*Peters, K.C.	3	55	18.3	55t	1
7t)	Nelson, Cin.	3	51	17.0	37	0
7t)	Harmon, N.E.	3	50	16.7	30	0
7t)	Acker, S.F.	3	45	15.0	45	0
7t)	Johnson, St.L	3	44	14.7	29	0
7t)	Brock, S.F.	3	26	8.7	26	0
7t)	Revis, NY-J	3	6	2.0	6	0
7t)	Davis, Car.	3	0	0.0	1	0
18t)	Blake, Pit.	2	112	56.0	70t	1
18t)	Lowery, Ind.	2	95	47.5	69t	1
18t)	C. Harris, Den.	2	94	47.0	74t	1
18t)	McBride, NY-G	2	82	41.0	63t	1
18t)	Alford, Atl.	2	76	38.0	59t	1
18t)	*Hicks, Phi.	2	67	33.5	67t	1
18t)	Cockrell, Pit.	2	62	31.0	37	0
18t)	Breeland, Was.	2	56	28.0	28	0
18t)	Jones, Mia.	2	53	26.5	30t	2
18t)	Mathieu, Ariz	2	50	25.0	33t	1
18t)	*Darby, Buf.	2	48	24.0	27	0
18t)	*Rollins, G.B.	2	48	24.0	45t	1
18t)	P. Brown, Buf.	2	46	23.0	43t	1
18t)	Sensabaugh, Ten.	2	42	21.0	26t	1
18t)	Dansby, Cle.	2	41	20.5	35t	1
18t)	Peterson, Ariz	2	41	20.5	40	0
18t)	Hal, Hou.	2	34	17.0	31t	1
18t)	Quin, Det.	2	32	16.0	31t	1
18t)	E. Thomas, Sea.	2	32	16.0	32	0
18t)	Gilmore, Buf.	2	29	14.5	29	0
18t)	Jefferson, Ariz	2	26	13.0	26t	1
18t)	Meriweather, NY-G	2	26	13.0	26	0
18t)	J. Smith, Bal.	2	24	12.0	24t	1
18t)	Posluszny, Jac.	2	22	11.0	19	0
18t)	Carroll, Phi.	2	18	9.0	17t	1
18t)	*Alexander, T.B.	2	15	7.5	15	0
18t)	Coleman, Car.	2	15	7.5	15	0
18t)	Shields, G.B.	2	15	7.5	15	0
18t)	Moore, Atl.	2	14	7.0	11	0
18t)	Bruton, Den.	2	11	5.5	12	0
18t)	Mitchell, Pit.	2	7	3.5	7	0
18t)	*Randall, G.B.	2	4	2.0	4	0
18t)	Grimes, Mia.	2	2	1.0	2	0
18t)	Uani' Unga, NY-G	2	1	0.5	1	0
18t)	Davis, Ind.	2	0	0.0	0	0
18t)	Gilchrist, NY-J	2	0	0.0	0	0
18t)	Gipson, Cle.	2	0	0.0	0	0
18t)	Jenkins, St.L	2	0	0.0	0	0
18t)	A. Jones, Cin.	2	0	0.0	0	0

WEEK 9 / THROUGH MONDAY, NOVEMBER 9, 2015

AFC / LEADERS IN SACKS

Rank	Player, Team	Sacks
1)	Cha. Jones, N.E. (DE)	9.5
2t)	Dunlap, Cin. (DE)	8.5
2t)	Watt, Hou. (DE)	8.5
4)	Wake, Mia. (DE)	7.0
5)	Ware, Den. (LB)	6.5
6)	Atkins, Cin. (DT)	6.0
7t)	Houston, K.C. (LB)	5.5
7t)	Mercilus, Hou. (LB)	5.5
9t)	Orakpo, Ten. (LB)	5.0
9t)	Wilkerson, NY-J (DE)	5.0
11t)	Bailey, K.C. (DE)	4.5
11t)	Collins, N.E. (LB)	4.5
11t)	Morgan, Ten. (LB)	4.5
14t)	Attaochu, S.D. (LB)	4.0
14t)	Casey, Ten. (DE)	4.0
14t)	*Dupree, Pit. (LB)	4.0
14t)	Ingram, S.D. (LB)	4.0
14t)	Mack, Oak. (DE)	4.0
14t)	Mathis, Ind. (LB)	4.0
14t)	Miller, Den. (LB)	4.0
14t)	Sheard, N.E. (DE)	4.0
22t)	Barrett, Den. (LB)	3.5
22t)	A. Bryant, Cle. (LB)	3.5
22t)	Hali, K.C. (LB)	3.5
22t)	Hightower, N.E. (LB)	3.5
22t)	Jackson, Den. (DE)	3.5
22t)	Tuitt, Pit. (DE)	3.5
28t)	D. Bryant, Cle. (DE)	3.0
28t)	Colvin, Jac. (DB)	3.0
28t)	Guy, Bal. (DE)	3.0
28t)	Heyward, Pit. (DE)	3.0
28t)	Hughes, Buf. (DE)	3.0
28t)	Langford, Ind. (DE)	3.0
28t)	Mosley, Bal. (LB)	3.0
28t)	M. Smith, Oak. (LB)	3.0
28t)	Suh, Mia. (DT)	3.0
28t)	M. Williams, Buf. (DE)	3.0
28t)	Woodyard, Ten. (LB)	3.0
39t)	Davis, Jac. (DE)	2.5
39t)	Dumervil, Bal. (LB)	2.5
39t)	Jernigan, Bal. (DE)	2.5
39t)	A. Smith, Oak. (LB)	2.5
39t)	A. Smith, Den. (DE)	2.5
44t)	*Blackson, Ten. (DE)	2.0
44t)	Clemons, Jac. (DE)	2.0
44t)	Crick, Hou. (DE)	2.0
44t)	Gilberry, Cin. (DE)	2.0
44t)	D. Harris, NY-J (LB)	2.0
44t)	Harrison, Pit. (LB)	2.0
44t)	Johnson, K.C. (LB)	2.0
44t)	M. Johnson, Cin. (DE)	2.0
44t)	Klug, Ten. (DE)	2.0
44t)	Liuget, S.D. (DE)	2.0
44t)	*Mauldin, NY-J (LB)	2.0
44t)	R. Miller, Jac. (DT)	2.0
44t)	Ninkovich, N.E. (DE)	2.0
44t)	Odrick, Jac. (DE)	2.0
44t)	Pace, NY-J (LB)	2.0
44t)	R. Parker, K.C. (DB)	2.0
44t)	Peko, Cin. (DT)	2.0
44t)	*Phillips, Mia. (DT)	2.0
44t)	*Ray, Den. (LB)	2.0
44t)	Richardson, NY-J (DE)	2.0
44t)	Shazier, Pit. (LB)	2.0
44t)	Simon, Hou. (LB)	2.0
44t)	D. Smith, Bal. (LB)	2.0
44t)	*Z. Smith, Bal. (LB)	2.0
44t)	Vernon, Mia. (DE)	2.0
44t)	Ward, Den. (DB)	2.0
44t)	S. Williams, Den. (NT)	2.0

WEEK 9 / THROUGH MONDAY, NOVEMBER 9, 2015**NFC / LEADERS IN SACKS**

Rank	Player, Team	Sacks
1)	Ansah, Det. (DE)	7.0
2)	Bennett, Sea. (DE)	6.5
3t)	Jordan, N.O. (DE)	6.0
3t)	Lynch, S.F. (LB)	6.0
3t)	Short, Car. (DT)	6.0
6)	Peppers, G.B. (LB)	5.5
7t)	Cox, Phi. (DE)	5.0
7t)	McPhee, Chi. (LB)	5.0
7t)	Quinn, St.L (DE)	5.0
7t)	J. Smith, T.B. (DE)	5.0
11t)	Donald, St.L (DT)	4.5
11t)	Griffen, Min. (DE)	4.5
11t)	Irvin, Sea. (LB)	4.5
11t)	Matthews, G.B. (LB)	4.5
11t)	McCoy, T.B. (DT)	4.5
16t)	Graham, Phi. (LB)	4.0
16t)	Hardy, Dal. (DE)	4.0
16t)	*Kendricks, Min. (LB)	4.0
16t)	*Kikaha, N.O. (LB)	4.0
20t)	Avril, Sea. (DE)	3.5
20t)	Baker, Was. (DE)	3.5
20t)	Jenkins, Chi. (DE)	3.5
20t)	Kerrigan, Was. (LB)	3.5
20t)	Perry, G.B. (LB)	3.5
25t)	Addison, Car. (DE)	3.0
25t)	Barwin, Phi. (LB)	3.0
25t)	Brooks, S.F. (LB)	3.0
25t)	J. Crawford, Dal. (DE)	3.0
25t)	Daniels, G.B. (DE)	3.0
25t)	Davis, Car. (LB)	3.0
25t)	Edebali, N.O. (LB)	3.0
25t)	Houston, Chi. (LB)	3.0
25t)	Jones, T.B. (LB)	3.0
25t)	Moore, NY-G (DE)	3.0
35t)	J. Jones, Det. (DE)	2.5
35t)	Taylor, Det. (DE)	2.5
37t)	Allen, Chi.-Car. (LB)	2.0
37t)	*Beasley, Atl. (DE)	2.0
37t)	Bowman, S.F. (LB)	2.0
37t)	Brockers, St.L (DT)	2.0
37t)	Clayborn, Atl. (DE)	2.0
37t)	T. Crawford, Dal. (DT)	2.0
37t)	*Delaire, Was.-Car. (DE)	2.0
37t)	Ealy, Car. (DE)	2.0
37t)	Elliott, G.B. (LB)	2.0
37t)	Freeney, Ariz (LB)	2.0
37t)	Hayes, St.L (DE)	2.0
37t)	Hitchens, Dal. (LB)	2.0
37t)	Jenkins, NY-G (DT)	2.0
37t)	T. Johnson, Min. (DT)	2.0
37t)	Joyner, St.L (DB)	2.0
37t)	Kendricks, Phi. (LB)	2.0
37t)	Long, St.L (DE)	2.0
37t)	Neal, G.B. (LB)	2.0
37t)	Ogletree, St.L (LB)	2.0
37t)	Okafor, Ariz (LB)	2.0
37t)	Rucker, Ariz (DE)	2.0
37t)	Schofield, Atl. (LB)	2.0
37t)	*Smith, Was. (LB)	2.0
37t)	Westbrooks, St.L (DT)	2.0

WEEK 9 / THROUGH MONDAY, NOVEMBER 9, 2015**NFL / LEADERS IN SACKS**

Rank	Player, Team	Sacks
1)	Cha. Jones, N.E. (DE)	9.5
2t)	Dunlap, Cin. (DE)	8.5
2t)	Watt, Hou. (DE)	8.5
4t)	Ansah, Det. (DE)	7.0
4t)	Wake, Mia. (DE)	7.0
6t)	Bennett, Sea. (DE)	6.5
6t)	Ware, Den. (LB)	6.5
8t)	Atkins, Cin. (DT)	6.0
8t)	Jordan, N.O. (DE)	6.0
8t)	Lynch, S.F. (LB)	6.0
8t)	Short, Car. (DT)	6.0
12t)	Houston, K.C. (LB)	5.5
12t)	Mercilus, Hou. (LB)	5.5
12t)	Peppers, G.B. (LB)	5.5
15t)	Cox, Phi. (DE)	5.0
15t)	McPhee, Chi. (LB)	5.0
15t)	Orakpo, Ten. (LB)	5.0
15t)	Quinn, St.L (DE)	5.0
15t)	J. Smith, T.B. (DE)	5.0
15t)	Wilkerson, NY-J (DE)	5.0
21t)	Bailey, K.C. (DE)	4.5
21t)	Collins, N.E. (LB)	4.5
21t)	Donald, St.L (DT)	4.5
21t)	Griffen, Min. (DE)	4.5
21t)	Irvin, Sea. (LB)	4.5
21t)	Matthews, G.B. (LB)	4.5
21t)	McCoy, T.B. (DT)	4.5
21t)	Morgan, Ten. (LB)	4.5
29t)	Attaochu, S.D. (LB)	4.0
29t)	Casey, Ten. (DE)	4.0
29t)	*Dupree, Pit. (LB)	4.0
29t)	Graham, Phi. (LB)	4.0
29t)	Hardy, Dal. (DE)	4.0
29t)	Ingram, S.D. (LB)	4.0
29t)	*Kendricks, Min. (LB)	4.0
29t)	*Kikaha, N.O. (LB)	4.0
29t)	Mack, Oak. (DE)	4.0
29t)	Mathis, Ind. (LB)	4.0
29t)	Miller, Den. (LB)	4.0
29t)	Sheard, N.E. (DE)	4.0
41t)	Avril, Sea. (DE)	3.5
41t)	Baker, Was. (DE)	3.5
41t)	Barrett, Den. (LB)	3.5
41t)	A. Bryant, Cle. (LB)	3.5
41t)	Hali, K.C. (LB)	3.5
41t)	Hightower, N.E. (LB)	3.5
41t)	Jackson, Den. (DE)	3.5
41t)	Jenkins, Chi. (DE)	3.5
41t)	Kerrigan, Was. (LB)	3.5
41t)	Perry, G.B. (LB)	3.5
41t)	Tuitt, Pit. (DE)	3.5

WEEK 9 / THROUGH MONDAY, NOVEMBER 9, 2015**AFC / FUMBLE RECOVERIES**

Rank	Player, Team	TotRec	OffRec	DefRec
1t)	Bortles, Jac.	3	3	0
1t)	Dalton, Cin.	3	3	0
1t)	Flacco, Bal.	3	3	0
1t)	Revis, NY-J	3	0	3
5t)	Clark, Hou.	2	2	0
5t)	Johnson, Ten.	2	0	2
5t)	Luck, Ind.	2	2	0
5t)	Marshall, NY-J	2	1	1
5t)	McCoy, Buf.	2	2	0
5t)	Miller, Den.	2	0	2
5t)	Rivers, S.D.	2	2	0
5t)	Schwartz, Cle.	2	2	0
5t)	Taylor, Buf.	2	2	0
5t)	Thornton, Ind.	2	2	0
5t)	E. Wood, Buf.	2	2	0

NFC / FUMBLE RECOVERIES

Rank	Player, Team	TotRec	OffRec	DefRec
1t)	*Hicks, Phi.	3	0	3
1t)	Rainey, T.B.	3	3	0
1t)	Ryan, Atl.	3	3	0
1t)	*Winston, T.B.	3	3	0
5t)	*Abdullah, Det.	2	2	0
5t)	Bethel, Ariz	2	1	1
5t)	Breeland, Was.	2	0	2
5t)	Cox, Phi.	2	0	2
5t)	*Diggs, Min.	2	2	0
5t)	Harper, Car.	2	0	2
5t)	Johnson, S.F.	2	2	0
5t)	Jones, Atl.	2	2	0
5t)	Jordan, N.O.	2	0	2
5t)	Kaepernick, S.F.	2	2	0
5t)	Manning, NY-G	2	2	0
5t)	Melton, T.B.	2	0	2
5t)	Peterson, Min.	2	2	0
5t)	J. Smith, T.B.	2	0	2
5t)	Trufant, Atl.	2	0	2
5t)	Tulloch, Det.	2	0	2
5t)	Wade, NY-G	2	0	2

NFL / FUMBLE RECOVERIES

Rank	Player, Team	TotRec	OffRec	DefRec
1t)	Bortles, Jac.	3	3	0
1t)	Dalton, Cin.	3	3	0
1t)	Flacco, Bal.	3	3	0
1t)	*Hicks, Phi.	3	0	3
1t)	Rainey, T.B.	3	3	0
1t)	Revis, NY-J	3	0	3
1t)	Ryan, Atl.	3	3	0
1t)	*Winston, T.B.	3	3	0
9t)	*Abdullah, Det.	2	2	0
9t)	Bethel, Ariz	2	1	1
9t)	Breeland, Was.	2	0	2
9t)	Clark, Hou.	2	2	0
9t)	Cox, Phi.	2	0	2
9t)	*Diggs, Min.	2	2	0
9t)	Harper, Car.	2	0	2
9t)	Johnson, S.F.	2	2	0
9t)	Johnson, Ten.	2	0	2
9t)	Jones, Atl.	2	2	0
9t)	Jordan, N.O.	2	0	2
9t)	Kaepernick, S.F.	2	2	0
9t)	Luck, Ind.	2	2	0
9t)	Manning, NY-G	2	2	0
9t)	Marshall, NY-J	2	1	1
9t)	McCoy, Buf.	2	2	0
9t)	Melton, T.B.	2	0	2
9t)	Miller, Den.	2	0	2
9t)	Peterson, Min.	2	2	0
9t)	Rivers, S.D.	2	2	0
9t)	Schwartz, Cle.	2	2	0
9t)	J. Smith, T.B.	2	0	2
9t)	Taylor, Buf.	2	2	0
9t)	Thornton, Ind.	2	2	0
9t)	Trufant, Atl.	2	0	2
9t)	Tulloch, Det.	2	0	2
9t)	Wade, NY-G	2	0	2
9t)	E. Wood, Buf.	2	2	0

WEEK 9 / THROUGH MONDAY, NOVEMBER 9, 2015

AFC / OFFENSIVE FUMBLE RECOVERIES

Rank	Player, Team	Ret	Yards	Avg	Long	TD
1t)	Bortles, Jac.	3	0	0.0	0	0
1t)	Dalton, Cin.	3	0	0.0	0	0
1t)	Flacco, Bal.	3	0	0.0	0	0
4t)	McCoy, Buf.	2	6	3.0	6	0
4t)	Clark, Hou.	2	0	0.0	0	0
4t)	Luck, Ind.	2	0	0.0	0	0
4t)	Rivers, S.D.	2	0	0.0	0	0
4t)	Schwartz, Cle.	2	0	0.0	0	0
4t)	Taylor, Buf.	2	0	0.0	0	0
4t)	Thornton, Ind.	2	0	0.0	0	0
4t)	E. Wood, Buf.	2	0	0.0	0	0
12t)	Gerhart, Jac.	1	1	1.0	1	0
12t)	Bell, Pit.	1	0	0.0	0	0
12t)	Bernard, Cin.	1	0	0.0	0	0
12t)	Blount, N.E.	1	0	0.0	0	0
12t)	Brady, N.E.	1	0	0.0	0	0
12t)	Brown, Pit.	1	0	0.0	0	0
12t)	T. Carter, Ind.	1	0	0.0	0	0
12t)	Clay, Buf.	1	0	0.0	0	0
12t)	*Dorsett, Ind.	1	0	0.0	0	0
12t)	Edelman, N.E.	1	0	0.0	0	0
12t)	Fisher, K.C.	1	0	0.0	0	0
12t)	Fitzpatrick, NY-J	1	0	0.0	0	0
12t)	Fluker, S.D.	1	0	0.0	0	0
12t)	*Fowler, Ten.	1	0	0.0	0	0
12t)	Fox, Mia.	1	0	0.0	0	0
12t)	Graham, Hou.	1	0	0.0	0	0
12t)	Gronkowski, N.E.	1	0	0.0	0	0
12t)	Helu, Oak.	1	0	0.0	0	0
12t)	Hoyer, Hou.	1	0	0.0	0	0
12t)	J. James, Mia.	1	0	0.0	0	0
12t)	L. James, Mia.	1	0	0.0	0	0
12t)	*D. Johnson, Cle.	1	0	0.0	0	0
12t)	S. Johnson, S.D.	1	0	0.0	0	0
12t)	*Lamm, Hou.	1	0	0.0	0	0
12t)	Levine, Bal.	1	0	0.0	0	0
12t)	*Mariota, Ten.	1	0	0.0	0	0
12t)	Marshall, NY-J	1	0	0.0	0	0
12t)	McCluster, Ten.	1	0	0.0	0	0
12t)	McCray, Jac.	1	0	0.0	0	0
12t)	Mercilus, Hou.	1	0	0.0	0	0
12t)	Mettenberger, Ten.	1	0	0.0	0	0
12t)	Miller, Mia.	1	0	0.0	0	0
12t)	*Mumphery, Hou.	1	0	0.0	0	0
12t)	Norwood, Den.	1	0	0.0	0	0
12t)	B. Powell, NY-J	1	0	0.0	0	0
12t)	Stephenson, K.C.	1	0	0.0	0	0
12t)	Thigpen, Buf.-Oak.	1	0	0.0	0	0
12t)	Thomas, K.C.	1	0	0.0	0	0
12t)	Thomas, Cle.	1	0	0.0	0	0
12t)	Tuggle, Hou.	1	0	0.0	0	0
12t)	Turbin, Cle.	1	0	0.0	0	0
12t)	Vick, Pit.	1	0	0.0	0	0
12t)	Whalen, Ind.	1	0	0.0	0	0
12t)	D. Williams, Mia.	1	0	0.0	0	0

WEEK 9 / THROUGH MONDAY, NOVEMBER 9, 2015

NFC / OFFENSIVE FUMBLE RECOVERIES

Rank	Player, Team	Ret	Yards	Avg	Long	TD
1t)	Rainey, T.B.	3	0	0.0	0	0
1t)	Ryan, Atl.	3	0	0.0	0	0
1t)	*Winston, T.B.	3	0	0.0	0	0
4t)	*Abdullah, Det.	2	0	0.0	0	0
4t)	*Diggs, Min.	2	0	0.0	0	0
4t)	Johnson, S.F.	2	0	0.0	0	0
4t)	Jones, Atl.	2	0	0.0	0t	1
4t)	Kaepernick, S.F.	2	0	0.0	0	0
4t)	Manning, NY-G	2	0	0.0	0	0
4t)	Peterson, Min.	2	0	0.0	0	0
11t)	Dickson, Car.	1	57	57.0	57t	1
11t)	Austin, St.L	1	0	0.0	0	0
11t)	Bailey, St.L	1	0	0.0	0	0
11t)	Bellore, S.F.	1	0	0.0	0	0
11t)	Berger, Min.	1	0	0.0	0	0
11t)	Bethel, Ariz	1	0	0.0	0	0
11t)	Bradford, Phi.	1	0	0.0	0	0
11t)	Brees, N.O.	1	0	0.0	0	0
11t)	Cassel, Buf.-Dal.	1	0	0.0	0	0
11t)	Celek, S.F.	1	0	0.0	0	0
11t)	Clausen, Chi.	1	0	0.0	0	0
11t)	*Clemmings, Min.	1	0	0.0	0	0
11t)	Cousins, Was.	1	0	0.0	0	0
11t)	Cutler, Chi.	1	0	0.0	0	0
11t)	Darkwa, NY-G	1	0	0.0	0	0
11t)	Donnell, NY-G	1	0	0.0	0	0
11t)	Elliott, G.B.	1	0	0.0	0	0
11t)	*Flowers, NY-G	1	0	0.0	0	0
11t)	Foles, St.L	1	0	0.0	0	0
11t)	Forte, Chi.	1	0	0.0	0	0
11t)	Freeman, Atl.	1	0	0.0	0	0
11t)	*Havenstein, St.L	1	0	0.0	0	0
11t)	Hill, N.O.	1	0	0.0	0	0
11t)	Johnson, N.O.	1	0	0.0	0	0
11t)	Johnson, Phi.	1	0	0.0	0	0
11t)	J. Jones, G.B.	1	0	0.0	0	0
11t)	T. Jones, Det.	1	0	0.0	0	0
11t)	Kelce, Phi.	1	0	0.0	0	0
11t)	Lacy, G.B.	1	0	0.0	0	0
11t)	Lang, G.B.	1	0	0.0	0	0
11t)	*Lee, Chi.	1	0	0.0	0	0
11t)	Long, Chi.	1	0	0.0	0	0
11t)	Mariani, Chi.	1	0	0.0	0	0
11t)	Martin, Dal.	1	0	0.0	0	0
11t)	Mason, St.L	1	0	0.0	0	0
11t)	Massie, Ariz	1	0	0.0	0	0
11t)	Matthews, Atl.	1	0	0.0	0	0
11t)	McDonald, S.F.	1	0	0.0	0	0
11t)	*Murphy, N.O.	1	0	0.0	0	0
11t)	Palmer, Ariz	1	0	0.0	0	0
11t)	Pears, S.F.	1	0	0.0	0	0
11t)	Randle, Dal.	1	0	0.0	0	0
11t)	A. Rodgers, G.B.	1	0	0.0	0	0
11t)	R. Rodgers, G.B.	1	0	0.0	0	0
11t)	Romo, Dal.	1	0	0.0	0	0
11t)	Sendlein, Ariz	1	0	0.0	0	0
11t)	Sherels, Min.	1	0	0.0	0	0
11t)	Snead, N.O.	1	0	0.0	0	0
11t)	Wilcox, Dal.	1	0	0.0	0	0
11t)	Wilson, Sea.	1	0	0.0	0	0

WEEK 9 / THROUGH MONDAY, NOVEMBER 9, 2015**NFL / OFFENSIVE FUMBLE RECOVERIES**

Rank	Player, Team	Ret	Yards	Avg	Long	TD
1t)	Bortles, Jac.	3	0	0.0	0	0
1t)	Dalton, Cin.	3	0	0.0	0	0
1t)	Flacco, Bal.	3	0	0.0	0	0
1t)	Rainey, T.B.	3	0	0.0	0	0
1t)	Ryan, Atl.	3	0	0.0	0	0
1t)	*Winston, T.B.	3	0	0.0	0	0
7t)	McCoy, Buf.	2	6	3.0	6	0
7t)	*Abdullah, Det.	2	0	0.0	0	0
7t)	Clark, Hou.	2	0	0.0	0	0
7t)	*Diggs, Min.	2	0	0.0	0	0
7t)	Johnson, S.F.	2	0	0.0	0	0
7t)	Jones, Atl.	2	0	0.0	0t	1
7t)	Kaepernick, S.F.	2	0	0.0	0	0
7t)	Luck, Ind.	2	0	0.0	0	0
7t)	Manning, NY-G	2	0	0.0	0	0
7t)	Peterson, Min.	2	0	0.0	0	0
7t)	Rivers, S.D.	2	0	0.0	0	0
7t)	Schwartz, Cle.	2	0	0.0	0	0
7t)	Taylor, Buf.	2	0	0.0	0	0
7t)	Thornton, Ind.	2	0	0.0	0	0
7t)	E. Wood, Buf.	2	0	0.0	0	0

WEEK 9 / THROUGH MONDAY, NOVEMBER 9, 2015

AFC / DEFENSIVE FUMBLE RECOVERIES

Rank	Player, Team	Ret	Yards	Avg	Long	TD
1)	Revis, NY-J	3	18	6.0	17	0
2t)	Johnson, Ten.	2	0	0.0	0	0
2t)	Miller, Den.	2	0	0.0	0	0
4t)	Mosley, Bal.	1	41	41.0	41t	1
4t)	A. Bryant, Cle.	1	34	34.0	34	0
4t)	Taylor, Mia.	1	31	31.0	31	0
4t)	Graham, Buf.	1	29	29.0	29	0
4t)	Nelson, Cin.	1	25	25.0	25	0
4t)	Roby, Den.	1	21	21.0	21t	1
4t)	Marshall, NY-J	1	8	8.0	8	0
4t)	Freeny, N.E.	1	7	7.0	7	0
4t)	Clemons, Jac.	1	6	6.0	6t	1
4t)	Poyer, Cle.	1	4	4.0	4	0
4t)	Hughes, Buf.	1	2	2.0	2	0
4t)	Butler, S.D.	1	1	1.0	1	0
4t)	Armstrong, Oak.	1	0	0.0	0	0
4t)	Bademosi, Cle.	1	0	0.0	0	0
4t)	Bailey, K.C.	1	0	0.0	0	0
4t)	*Ball, Oak.	1	0	0.0	0	0
4t)	Barrett, Den.	1	0	0.0	0	0
4t)	P. Brown, Buf.	1	0	0.0	0	0
4t)	Bruton, Den.	1	0	0.0	0	0
4t)	Carter, Cin.	1	0	0.0	0	0
4t)	*Chickillo, Pit.	1	0	0.0	0	0
4t)	Cockrell, Pit.	1	0	0.0	0	0
4t)	Coples, NY-J	1	0	0.0	0	0
4t)	Crick, Hou.	1	0	0.0	0	0
4t)	Cromartie, NY-J	1	0	0.0	0	0
4t)	Cyprien, Jac.	1	0	0.0	0	0
4t)	D. Davis, NY-J	1	0	0.0	0	0
4t)	K. Davis, NY-J	1	0	0.0	0	0
4t)	T. Davis, Den.	1	0	0.0	0	0
4t)	J. Evans, Jac.	1	0	0.0	0	0
4t)	Haden, Cle.	1	0	0.0	0	0
4t)	Hightower, N.E.	1	0	0.0	0	0
4t)	Hughes, Cle.	1	0	0.0	0	0
4t)	Ingram, S.D.	1	0	0.0	0	0
4t)	Jackson, Den.	1	0	0.0	0	0
4t)	Jenkins, Mia.	1	0	0.0	0	0
4t)	M. Johnson, Cin.	1	0	0.0	0	0
4t)	R. Johnson, Buf.	1	0	0.0	0	0
4t)	Jones, Jac.	1	0	0.0	0	0
4t)	Jar. Jones, Pit.	1	0	0.0	0	0
4t)	Joseph, Hou.	1	0	0.0	0	0
4t)	Kirksey, Cle.	1	0	0.0	0	0
4t)	Lamur, Cin.	1	0	0.0	0	0
4t)	Lofton, Oak.	1	0	0.0	0	0
4t)	McGee, Oak.	1	0	0.0	0	0
4t)	Mitchell, Pit.	1	0	0.0	0	0
4t)	Ninkovich, N.E.	1	0	0.0	0	0
4t)	Pace, NY-J	1	0	0.0	0	0
4t)	Pleasant, Hou.	1	0	0.0	0	0
4t)	Shazier, Pit.	1	0	0.0	0	0
4t)	Starks, Cle.	1	0	0.0	0	0
4t)	Stewart, Den.	1	0	0.0	0	0
4t)	S. Thomas, Pit.	1	0	0.0	0	0
4t)	Weddle, S.D.	1	0	0.0	0	0
4t)	Werner, Ind.	1	0	0.0	0	0
4t)	Williams, Oak.	1	0	0.0	0	0
4t)	K. Williams, Cle.	1	0	0.0	0	0
4t)	V. Williams, Pit.	1	0	0.0	0	0
4t)	Wilson, S.D.	1	0	0.0	0	0
4t)	*R. Wilson, K.C.	1	0	0.0	0t	1
4t)	Winn, Ind.	1	0	0.0	0	0
4t)	Howard, K.C.	1	-1	-1.0	-1	0

WEEK 9 / THROUGH MONDAY, NOVEMBER 9, 2015

NFC / DEFENSIVE FUMBLE RECOVERIES

Rank	Player, Team	Ret	Yards	Avg	Long	TD
1)	*Hicks, Phi.	3	11	3.7	11	0
2t)	Trufant, Atl.	2	21	10.5	24t	1
2t)	J. Smith, T.B.	2	12	6.0	9	1
2t)	Wade, NY-G	2	5	2.5	5t	1
2t)	Harper, Car.	2	1	0.5	1	0
2t)	Cox, Phi.	2	0	0.0	0	0
2t)	Jordan, N.O.	2	0	0.0	0	0
2t)	Melton, T.B.	2	0	0.0	0	0
2t)	Tulloch, Det.	2	0	0.0	0	0
2t)	Breeland, Was.	2	-1	-0.5	0	0
11t)	Stupar, Atl.	1	84	84.0	84t	1
11t)	Rodgers-Cromartie, NY-G	1	57	57.0	57t	1
11t)	Jones, T.B.	1	43	43.0	43t	1
11t)	Jenkins, Phi.	1	34	34.0	34	0
11t)	Sendejo, Min.	1	28	28.0	28	0
11t)	Reid, Det.	1	27	27.0	27t	1
11t)	Wagner, Sea.	1	23	23.0	23t	1
11t)	*Alexander, T.B.	1	20	20.0	20	0
11t)	McLeod, St.L	1	20	20.0	20t	1
11t)	Swearinger, T.B.	1	12	12.0	12	0
11t)	*Eli Harold, S.F.	1	8	8.0	8	0
11t)	C. Williams, Sea.	1	8	8.0	8t	1
11t)	Moore, NY-G	1	7	7.0	7	0
11t)	R. Johnson, Ariz	1	4	4.0	4	0
11t)	Wilson, N.O.	1	4	4.0	4	0
11t)	Maxwell, Phi.	1	2	2.0	2	0
11t)	Byrd, N.O.	1	1	1.0	1	0
11t)	Irvin, Sea.	1	1	1.0	1	0
11t)	Acho, Chi.	1	0	0.0	0	0
11t)	Amukamara, NY-G	1	0	0.0	0	0
11t)	Ansah, Det.	1	0	0.0	0	0
11t)	Ayers, St.L	1	0	0.0	0	0
11t)	Baker, Was.	1	0	0.0	0	0
11t)	Bates, St.L	1	0	0.0	0	0
11t)	Bellamy, Chi.	1	0	0.0	0	0
11t)	Bethel, Ariz	1	0	0.0	0	0
11t)	Blackmon, Was.	1	0	0.0	0	0
11t)	Breaux, N.O.	1	0	0.0	0	0
11t)	Brinkley, NY-G	1	0	0.0	0	0
11t)	Browner, N.O.	1	0	0.0	0	0
11t)	Carey, Det.	1	0	0.0	0	0
11t)	Cole, Min.	1	0	0.0	0	0
11t)	W. Compton, Was.	1	0	0.0	0	0
11t)	*Diggs, Det.	1	0	0.0	0	0
11t)	Edebali, N.O.	1	0	0.0	0	0
11t)	Ellerbe, N.O.	1	0	0.0	0	0
11t)	*Gwacham, N.O.	1	0	0.0	0	0
11t)	Hayden, Dal.	1	0	0.0	0	0
11t)	Hill, Sea.	1	0	0.0	0	0
11t)	Hyde, G.B.	1	0	0.0	0	0
11t)	Jennings, T.B.	1	0	0.0	0	0
11t)	G. Johnson, T.B.	1	0	0.0	0	0
11t)	Johnson, St.L	1	0	0.0	0	0
11t)	C. Jones, Chi.	1	0	0.0	0	0
11t)	Joyner, St.L	1	0	0.0	0	0
11t)	Lotulelei, Car.	1	0	0.0	0	0
11t)	Love, Car.	1	0	0.0	0	0
11t)	Matthews, G.B.	1	0	0.0	0	0
11t)	Mauro, Ariz	1	0	0.0	0	0
11t)	McDonald, St.L	1	0	0.0	0	0
11t)	Munnerlyn, Min.	1	0	0.0	0	0
11t)	Murphy, Was.	1	0	0.0	0	0
11t)	Norman, Car.	1	0	0.0	0	0
11t)	Prosinski, Chi.	1	0	0.0	0	0
11t)	Redding, Ariz	1	0	0.0	0	0
11t)	K. Robinson, Was.	1	0	0.0	0	0
11t)	Robison, Min.	1	0	0.0	0	0
11t)	Rodgers, Chi.	1	0	0.0	0	0
11t)	Ryans, Phi.	1	0	0.0	0	0
11t)	Sims, St.L	1	0	0.0	0	0
11t)	*Smith, Was.	1	0	0.0	0	0
11t)	Soliai, Atl.	1	0	0.0	0	0
11t)	Stephen, Min.	1	0	0.0	0	0
11t)	White, NY-G	1	0	0.0	0	0
11t)	J. Wilson, Det.	1	0	0.0	0	0
11t)	Wright, Sea.	1	0	0.0	0	0
11t)	Fairley, St.L	1	-5	-5.0	-5	0

WEEK 9 / THROUGH MONDAY, NOVEMBER 9, 2015

NFL / DEFENSIVE FUMBLE RECOVERIES

Rank	Player, Team	Ret	Yards	Avg	Long	TD
1t)	Revis, NY-J	3	18	6.0	17	0
1t)	*Hicks, Phi.	3	11	3.7	11	0
3t)	Trufant, Atl.	2	21	10.5	24t	1
3t)	J. Smith, T.B.	2	12	6.0	9	1
3t)	Wade, NY-G	2	5	2.5	5t	1
3t)	Harper, Car.	2	1	0.5	1	0
3t)	Cox, Phi.	2	0	0.0	0	0
3t)	Johnson, Ten.	2	0	0.0	0	0
3t)	Jordan, N.O.	2	0	0.0	0	0
3t)	Melton, T.B.	2	0	0.0	0	0
3t)	Miller, Den.	2	0	0.0	0	0
3t)	Tulloch, Det.	2	0	0.0	0	0
3t)	Breeland, Was.	2	-1	-0.5	0	0

WEEK 9 / THROUGH MONDAY, NOVEMBER 9, 2015

Team/Offense Rank (Within League)

BAL	BUF	CIN	CLE	DEN	HOU	IND	JAX	KC	MIA	NE	NYJ	OAK	PIT	SD	TEN	ARI	ATL	CAR	CHI	DAL	DET	GB	MIN	NO	NYG	PHI	STL	SF	SEA	TB	WAS			
14	20	6	27	23	9	18	16	24	13	2	2	11	8	7	4	28	TYds/G	3	5	12	22	17	26	25	30	1	19	12	10	31	32	19	14	29
23	12	4	27	16	31	28	21	17	8	2	20	5	6	24	TYds/P	1	9	18	26	13	25	11	29	7	21	20	15	32	14	10	30			
22	2	11	31	28	29	21	23	12	19	26	14	18	5	30	RYds/G	9	15	1	16	8	32	13	6	25	24	6	25	24	10	4	17	3	7	27
19	4	21	31	26	32	18	17	5	2	20	24	10	1	28	16	Rshv/g	7	15	14	23	8	27	11	12	30	25	13	3	22	6	9	29		
10	29	7	15	12	6	16	11	23	13	2	17	8	19	1	22	PSYd/G	4	5	27	21	24	9	26	30	2	14	18	32	31	28	25	20		
23	14	2	20	13	28	30	21	24	19	3	11	9	6	5	22	Pashv/g	1	7	10	18	15	29	12	31	4	16	26	25	32	17	8	27		
15	24	5	4	32	9	29	27	2	23	17	2	3	23	15	29	%HdInt	14	10	31	11	25	30	3	16	12	7	28	13	18	17	20	21		
8	28	6	27	7	10	12	25	31	24	17	2	3	23	15	29	Sac/P	5	11	14	12	21	20	22	26	19	5	9	16	30	32	18	1		
10	26	9	30	28	5	10	22	20	10	1	15	17	25	3	15	AD/Gm	6	4	14	18	7	20	22	26	24	2	13	8	32	31	29	23	18	
24	18	4	7	26	15	12	19	20	31	1	11	10	21	5	30	3D Eff	3	6	28	8	17	25	27	23	2	13	29	32	22	16	14	8		
6	26	4	29	4	29	8	12	21	32	12	27	27	10	21	31	4D Eff	10	6	2	12	12	18	25	8	12	1	21	18	27	18	2	12	21	
4	16	9	3	7	22	30	26	18	8	17	15	27	25	32	13	PR Avg	24	2	14	20	31	23	28	6	12	21	11	11	19	10	5	29		
6	31	29	12	20	8	11	15	9	2	32	24	26	16	25	19	KR Avg	2	17	30	13	5	3	14	18	27	1	28	23	21	9	4	7		
1	3	26	5	20	10	4	19	9	2	10	32	15	28	24	14	GpntAv	32	8	16	13	15	12	25	30	21	17	11	6	22	7	29	27		
1	5	14	7	18	25	2	28	4	10	8	32	15	26	30	21	NpntAv	31	11	24	20	9	12	19	27	17	13	11	6	3	16	22	23	29	
15	8	3	29	14	20	19	22	12	21	1	11	11	7	17	16	Pts/Gm	2	9	4	25	26	31	10	23	6	5	13	30	32	24	18	28		
15	21	26	1	6	18	17	26	24	29	1	1	1	22	22	28	FG%	13	19	24	16	1	1	9	10	31	1	1	19	32	8	7	30	13	

Opponent/Defense Rank (Within League)

BAL	BUF	CIN	CLE	DEN	HOU	IND	JAX	KC	MIA	NE	NYJ	OAK	PIT	SD	TEN	ARI	ATL	CAR	CHI	DAL	DET	GB	MIN	NO	NYG	PHI	STL	SF	SEA	TB	WAS		
24	16	12	29	1	14	28	18	17	25	8	4	30	22	20	6	TYds/G	3	10	13	9	15	26	23	7	31	32	19	5	27	2	11	21	
25	12	17	29	1	14	23	8	16	22	7	6	24	18	31	15	TYds/P	5	13	2	20	19	26	21	11	32	30	2	4	27	3	10	28	
10	6	14	32	5	27	23	7	11	31	3	1	8	12	26	17	RYds/G	4	2	15	24	18	30	28	18	25	22	21	13	20	9	15	29	
5	10	32	29	2	23	13	1	14	26	17	7	18	12	31	15	Rshv/g	9	3	19	27	20	22	25	24	28	5	21	16	8	11	6	4	30
29	24	15	21	1	8	27	25	22	13	16	14	32	26	17	3	PSYd/G	7	19	12	5	10	18	23	6	30	31	20	4	28	2	10	9	
27	11	8	26	1	12	25	21	23	23	5	1	7	19	16	20	Pashv/g	6	15	2	14	22	31	17	9	32	28	10	4	29	3	18	24	
31	15	13	23	7	18	10	32	12	17	11	8	14	16	22	3	%HdInt	1	9	4	25	30	24	6	27	29	2	21	20	28	19	26		
10	29	9	25	1	8	30	17	11	16	4	22	22	14	20	3	Sac/P	27	31	11	21	23	7	6	13	19	32	18	2	24	5	15	26	
19	27	5	20	7	14	15	28	11	24	12	3	29	21	6	7	ID/Gm	2	18	16	7	16	26	23	10	31	32	12	4	25	1	30	12	
32	16	9	26	10	1	14	29	6	20	24	12	23	11	7	8	3D Eff	15	21	7	30	13	27	19	2	4	31	21	5	11	3	28	25	
3	2	17	27	16	10	27	31	12	5	10	12	23	5	31	5	AD Eff	1	11	20	30	27	20	17	12	23	16	26	4	11	5	20	19	
8	21	13	11	19	23	15	29	7	17	3	30	5	18	24	31	PR Avg	25	26	19	27	22	12	1	4	16	9	6	14	10	32	2	28	
23	2	8	11	4	30	3	19	21	12	10	18	5	6	29	26	KR Avg	20	28	22	31	32	25	9	17	27	7	13	16	15	14	24	1	
10	5	20	7	31	30	3	22	15	29	27	8	13	1	32	GpntAv	25	12	26	11	21	4	9	18	16	28	19	17	14	24	23	6		
10	12	4	1	32	25	22	6	11	4	26	27	27	9	20	24	NpntAv	29	8	28	15	31	17	16	13	7	23	14	5	21	17	2	19	
25	16	4	26	1	22	20	30	14	23	5	9	24	8	28	15	Pts/Gm	7	13	11	27	21	32	12	2	31	19	14	5	21	17	2	19	
20	25	18	10	6	1	14	15	26	11	2	17	27	11	15	21	FG%	28	2	7	22	23	28	5	13	21	23	28	7	28	18	18	7	

MEDIA DIRECTORY



2015 NEW YORK GIANTS MEDIA DIRECTORY



DeAndre Phillips



Corry Rush



Phyllis Hayes



Pat Hanlon



Gaby Moran



Dion Dargin

DEANDRE PHILLIPS, DIRECTOR OF COMMUNICATIONS
CORRY RUSH, DIRECTOR OF PUBLIC RELATIONS
PHYLLIS HAYES, ASSISTANT
PAT HANLON, SENIOR VICE PRESIDENT OF COMMUNICATIONS
GABY MORAN, COMMUNICATIONS INTERN
DION DARGIN, COMMUNICATIONS INTERN

Office Address:

Quest Diagnostics Training Center
 1925 Giants Drive
 East Rutherford, NJ 07073
 (201) 935-8111
 FAX: (201) 935-8493
 Conference Call: (201) 939-5845

Stadium Address:

MetLife Stadium
 One MetLife Stadium Drive
 East Rutherford, NJ 07073
 (201) 559-1500
 Main Press Box:
 (201) 559-2973
 Press Box Wireless: Yes
 Press Gate and Will Call Information: Pepsi Gate, West Side

Staff Contact Information:

Phillips:
 Office: (201) 935-8111 Ext. 1016
 Cellular: (305) 479-7530
 E-mail Address: deandre.phillips@giants.NFL.net

Rush:
 Office: (201) 935-8111 Ext. 1033
 Cellular: (917) 304-7269
 E-mail Address: corry.rush@giants.NFL.net

Hanlon:

Office: (201) 939-2036
 Cellular: (201) 638-4406
 E-mail Address: hanlon@giants.NFL.net

Hayes:

Office: (201) 935-8111 Ext. 1019
 Cellular: (201) 638-1753
 E-mail Address: hayes@giants.NFL.net

Moran:

Office: (201) 935-8111 Ext. 6104
 E-mail Address: gaby.moran@giants.NFL.net

Dargin:

Office: (201) 935-8111 Ext. 6102
 E-mail Address: dion.dargin@giants.NFL.net

Other Important Contacts:

Airline Rep: Michael O'Brien, United Airlines,
 (713)324-9149
 Pool Reporter: Tom Rock
 (Ralph Vacchiano - alternate)
 Telephone Company Contact: Carl Cutforth; cutforth@metlifestadium.com; (201) 559-1781
 Emergency Medical Information: Hackensack Medical Center,
 Hackensack, NJ (201) 996-2000
 Dr. Kameno Bell: 773/497-1081

Important Websites/Information:

Website: Giants.com
 Online Pressroom: Giants.com/press
 Facebook: Facebook.com/nygiants
 Twitter: @Giants

PRESEASON AND REGULAR SEASON SCHEDULE (All times eastern)

Preseason

Aug. 14 at Cincinnati
 Aug. 22 Jacksonville
 Aug. 29 Jets
 Sept. 9 at New England

Regular Season

Sept. 13 at Dallas
 Sept. 20 Atlanta
 Sept. 24 Washington
 Oct. 4 at Buffalo
 Oct. 11 San Francisco
 Oct. 19 at Philadelphia

Oct. 25 Dallas
 Nov. 1 at New Orleans
 Nov. 8 at Tampa Bay
 Nov. 15 New England
 Nov. 22 Bye Week
 Nov. 29 at Washington
 Dec. 6 Jets
 Dec. 14 at Miami
 Dec. 20 Carolina
 Dec. 27 at Minnesota
 Jan. 3 Philadelphia

DIRECTIONS TO PRACTICE FACILITY AND STADIUM FROM NEWARK AIRPORT

TO PRACTICE FACILITY(located just west of MetLife Stadium): Exit airport onto New Jersey Turnpike- North. Follow the Western Spur-take Exit 16W). Follow signs to Route 3 West. Take Sports Complex Exit. At end of ramp, turn right and make second left into Quest Diagnostics Training Center parking lot.

TO STADIUM: Exit airport onto New Jersey Turnpike-North. Follow the Western Spur-take Exit 16W), which provides direct access to Sports Complex parking areas. If congested, use Eastern Spur (Lincoln Tunnel) to Exit 16E to Route 3 West which provides direct access to the Sports Complex parking areas. Follow signs to Lot M (Media Parking).

DIRECTIONS TO PRACTICE FACILITY AND STADIUM FROM LINCOLN AND HOLLAND TUNNELS OR BROOKLYN-STATEN ISLAND BRIDGE CROSSINGS

TO PRACTICE FACILITY: After exiting Tunnel follow 495 to Route 3 West. Take Sports Complex Exit (next exit after Turnpike exit). At end of ramp, turn right and make second left into Timex Performance Center parking lot.

TO STADIUM: Take New Jersey Turnpike-North. Follow Route 3 West to the Sports Complex. Follow signs to Lot M (Media Parking).

DIRECTIONS TO PRACTICE FACILITY AND STADIUM FROM GEORGE WASHINGTON BRIDGE

TO PRACTICE FACILITY: After exiting bridge follow signs to New Jersey Turnpike - South. Exit Turnpike at Exit 16W. Take Sports Complex Exit (next exit after Turnpike exit). At end of ramp, turn right and make second left into Quest Diagnostics Training parking lot.

TO STADIUM: Follow Interstate 95 South signs to New Jersey Turnpike-South-Western Spur-Exit 16W, which provides direct access to the Sports Complex parking areas. Follow signs to Lot M (Media Parking).

RESTAURANTS

Ruth’s Chris Steak House, Lincoln Harbor, Weehawken, NJ, 201/863-5100, 7 days a week, lunch, dinner, until 10:00 P.M.

Outback Steakhouse, 194 Route 17, Rochelle Park, NJ, 201/843-8445, 7 days a week, Mon.-Thurs. 4:00-10:30 P.M., Fri. 4:00-11:30 P.M., Sat. 3:00-11:30 P.M., Sun. 3:00-10:00 P.M.

Park & Orchard, 240 Hackensack Street, East Rutherford, NJ, 201/939-9292, 7 days a week, lunch, dinner, Mon-Thurs. noon-10 P.M., Sat. 4:45-10:00 P.M., Sun. 2:00-9:00 P.M.

NOTES

2015 NEW ENGLAND PATRIOTS MEDIA DIRECTORY



Stacey James



Aaron Salkin



Michael Jurovaty



Cecily Faenza



Travis Basciotta



Jeremie Smith

STACEY JAMES, VICE PRESIDENT OF MEDIA AND COMMUNITY RELATIONS
AARON SALKIN, DIRECTOR OF MEDIA RELATIONS
MICHAEL JUROVATY, ASSISTANT DIRECTOR OF MEDIA RELATIONS
CECILY FAENZA, SOCIAL MEDIA MANAGER
TRAVIS BASCIOTTA, MEDIA RELATIONS COORDINATOR
JEREMIE SMITH, CORPORATE COMMUNICATIONS COORDINATOR

Office Address:

One Patriot Place
 Foxborough, MA 02035
 508/543-8200 (Main)
 508/543-9053 (FAX)

Smith: 508/549-0492 (Office);
 774/406-6487 (Cellular);
 jeremies@patriots.com

Other Important Phone Numbers:

Media Relations: 508/384-4203
 Tickets: 508/543-1776

Staff Contact Information:

James: 508/384-9105 (Office);
 508/326-6868 (Cellular);
 staceyj@patriots.com
 Salkin: 508/384-9111 (Office);
 508/326-6870 (Cellular);
 aarons@patriots.com
 Jurovaty: 508/384-9195 (Office);
 508/326-6187 (Cellular);
 mjurovaty@patriots.com
 Faenza: 508/384-9119 (Office);
 774/254-7917 (Cellular);
 cecilyf@patriots.com
 Basciotta: 508/549-0542 (Office);
 508/431-7773 (Cellular);
 travisb@patriots.com

Important Websites/Information:

Website: www.patriots.com
 Twitter Handle: @patriots
 Media Website: <http://media.patriots.com>
 Press Box Wireless: Yes
 Photographer Workroom Wireless: Yes
 Weekday Media Workroom Wireless: Yes

PRESEASON AND REGULAR SEASON SCHEDULE (All times ET)

Preseason

Aug. 13 **Green Bay**7:30 P.M.
 Aug. 22 at New Orleans.....7:30 P.M.
 Aug. 28 at Carolina7:30 P.M.
 Sep. 3 **New York Giants**7:30 P.M.

Regular Season

Sep. 10 **Pittsburgh** (Thu)8:30 P.M.
 Sep. 20 at Buffalo1:00 P.M.
 Sep. 27 **Jacksonville**1:00 P.M.
 Oct. 4 Open Date
 Oct. 11 at Dallas4:25 P.M.
 Oct. 18 at Indianapolis.....*8:30 P.M.

Oct. 25 **New York Jets**.....1:00 P.M.
 Oct. 29 **Miami** (Thu)8:25 P.M.
 Nov. 8 **Washington**1:00 P.M.
 Nov. 15 at New York Giants4:25 P.M.
 Nov. 23 **Buffalo** (Mon)8:30 P.M.
 Nov. 29 at Denver*8:30 P.M.
 Dec. 6 **Philadelphia**4:25 P.M.
 Dec. 13 at Houston1:00 P.M.
 Dec. 20 **Tennessee**1:00 P.M.
 Dec. 27 at New York Jets1:00 P.M.
 Jan. 3 at Miami1:00 P.M.

* Sunday night games in Weeks 5-16 subject to change

DIRECTIONS TO TEAM'S STADIUM OFFICES FROM LOCAL AIRPORTS

TO STADIUM OFFICES FROM LOGAN AIRPORT: When exiting the airport, follow signs to the Ted Williams Tunnel (I-90 West). Take I-90 West to exit 24 (I-93). Follow signs to I-93 South. Follow I-93 South. Take Exit 1 to I-95 South (Providence). Follow for 7.2 miles to Exit 9 (Wrentham). Follow Route 1 South approximately three miles. Enter Gate P1. Approximate driving time: 40 minutes.

TO STADIUM OFFICES FROM PROVIDENCE'S T.F. GREEN AIRPORT: Follow signs to I-95 North (Providence). Follow I-95 North for 26 miles to I-495 North (exit 6B). Take the first exit (2.6 miles) onto Route 1 North at exit 14A. Follow Route 1 North for 4.4 miles. Enter Gate P8 on game days; P1 on non game days. Approximate driving time: 30 minutes.

WALKING DIRECTIONS FROM PRESS BOX TO LOCKER ROOMS

Take press elevator to Level F (Field Level). Exit to the right and follow the signage headed north on the service-level concourse. The visiting locker room and the visiting postgame interview areas are located on the right. The Patriots locker room and Patriots postgame interview auditorium are located beyond the visiting locker room on the right. Field access will be given to properly credentialed media through the player entrance tunnels after the last player has exited the field.

WALKING DIRECTIONS FROM PRESS BOX TO STADIUM EXIT

Take press elevator to Level F (Field Level). Exit through the doors nearest to Security Command in the Media Will Call area.

MEDIA WILL CALL

Media Will Call (print, radio and TV) is located in the southeast corner of the stadium at the Security Command entrance. Still photographers will enter near the media workroom in the north end zone, and will pick up credentials at Window 16 of the ticket office. Media will call at the ticket office is for press with photo credentials only. All game tickets are to be left at the Gillette Stadium Ticket Office in the north end zone of the Stadium in Patriot Place Plaza.

STADIUM PRESS BOX TELEPHONE NUMBER

Gillette Stadium: Patriots PR 508/698-1970, 508/698-1960. Visiting PR 508/698-1934

AIRLINE REP

Delta Airlines, Ronan MacMichael, 404/715-6590

POOL REPORTERS

Mike Reiss (ESPNBoston.com), Chris Price (WEEI.com)

TELEPHONE COMPANY CONTACT

To order an ethernet or phone line, contact John O'Halloran 508/384-9261 or e-mail johno@patriots.com at least one week prior to the game.

EMERGENCY MEDICAL INFORMATION

Massachusetts General Hospital, Fruit Street, Boston, MA 02114, 617/726-2000

PATRIOT PLACE RESTAURANTS

For descriptions of each please visit www.patriot-place.com

Bar Louie, American (508/623-1195)

Blue Fin Lounge, Southern Comfort (508/216-2700)

Capriotti's Sandwich Shop (774/215-5279)

CBS Scene Restaurant & Bar, American (508/203-2200)

Davio's, Northern Italian Steakhouse (508/339-4810)

Five Guys, Burgers and Fries (508/203-9441)

Moe's Southwest Grill, Mexican (774/215-5201)

Olive Garden, Italian (508/543-3967)

Red Robin Gourmet Burgers, American (508/698-0030)

Saga Hibachi Steakhouse, Steak & Sushi (508/698-1888)

SkipJack's, Seafood, Steak & Sushi (508/543-2200)

Splitsville Luxury Lanes, American (508/698-2695)

Tavolino Pizza Gourmet, Italian (508/543-6543)

Toby Keith's I Love This Bar and Grill, Southern Comfort (508/543-8629)

Twenty8 Food & Spirits, American (508/543-5500 ext. 4949)

BOSTON RESTAURANTS

Mistral, 223 Columbus Avenue (617/867-9300), French, Mediterranean www.mistralbistro.com

Grill 23 & Bar, 161 Berkeley Street (617/542-2255), Steakhouse www.grill23.com

The Oceanaire, 40 Court Street (617/742-2277), Seafood www.theoceanaire.com

Strega Ristorante, 379 Hanover Street (617/523-8481), Italian www.stregaristorante.com

Del Friscos, 250 Northern Avenue (617/951-1368), Steakhouse www.delfriscos.com

PROVIDENCE RESTAURANTS

Capriccio, 2 Pine Street (401/421-1320), Continental and Italian www.capriccios.com

The Capital Grille, One Union Station (401/521-5600), Upscale American www.thecapitalgrille.com

Siena, 238 Atwells Avenue (401/521-3311), Upscale Italian www.sienari.com

Mediterraneo, 134 Atwells Avenue (401/331-7760), Mediterranean www.mediterraneocaffe.com